


GAME NOTES



MIAMI 02.02.20



# CHIEFS KINGDOM

CHIEFS VS. 49ERS







## CHIEFS TAKE ON SAN FRANCISCO 49ERS IN SUPER BOWL LIV



For the first time in 50 years, the Kansas City Chiefs return to the Super Bowl, taking on the San Francisco 49ers in Super Bowl LIV in Miami. The Chiefs were crowned AFC Champions last week after a 35-24 victory over the Tennessee Titans at Arrowhead Stadium, earning the Lamar Hunt Trophy for the first time in franchise history. This year's AFC Championship Game marked the second-straight season the Chiefs hosted the conference title game. In the AFC Divisional game, KC climbed back from a 24-point deficit to earn a 51-31 victory over the Houston Texans. The Chiefs have qualified for the postseason six out of seven seasons under Head Coach Andy Reid and have won four consecutive AFC West titles. KC has tallied a 32-10 (.762) mark against AFC West opponents since 2013, including victories in 27 of the last 30 meetings (.900). The Chiefs hold a 46-14 (.767) record against AFC opponents dating back to 2015. Kansas City enters next Sunday's game riding an eight-game win streak. The Chiefs last loss was at the Titans in Week 10 (32-35). In the final six wins of the regular season, KC's defense allowed a league-best 11.5 points per game.

Chiefs Head Coach Andy Reid owns 221 career victories (regular and post-season combined). He ranks sixth on the NFL's all-time wins list. In seven seasons with the club, Reid has tallied 77 regular season wins, the highest combined win total of any head coach in franchise history in that time frame. NFL MVP QB Patrick Mahomes has recorded 9,412 yards, 76 touchdowns and only 18 INTs (+58 TD/INT differential) in his career. In 31 games, he's notched 17 300+ passing yard performances, including seven games in 2019. Mahomes only threw five INTs this season in 484 pass attempts. TE Travis Kelce owns 19 games with 100+ receiving yards and has caught at least one pass in 95 consecutive games. Kelce eclipsed 1,000 receiving yards against Denver (12/15), becoming the first tight end in NFL history to do so in four-straight seasons. Since entering the league in 2016, WR Tyreek Hill is tied for first among all NFL pass catchers with 53 receptions of 25+ yards. In his sixth NFL season, WR Sammy Watkins has averaged 14.9 yards per catch in his career. Since 2009, RB LeSean McCoy has tallied a league-best 14,868 scrimmage yards. WR Mecole Hardman had six TD catches this season, tying the club's single-season rookie record. He also returned a kickoff 104 yards for a TD in 2019 (12/29).

Defensively, the Chiefs added several new faces in the offseason, including Defensive Coordinator Steve Spagnuolo, S Tyrann Mathieu and DE Frank Clark. Mathieu recorded four INTs, 12 passes defended and 2.0 sacks this season and Clark had one interception, 8.0 sacks, three forced fumbles and one fumble recovery. DT Chris Jones led the team with 9.0 sacks. The Chiefs had 45.0 sacks this season, 16 INTs and 12 forced fumbles. KC forced 22 turnovers in 2019 (16 INTs, seven fumble recoveries). On special teams, P Dustin Colquitt played in his 238th game in Week 17, the most games played in a Chiefs uniform by anyone in team history. In his career he's landed 462 punts inside the 20 (only the third player in NFL history with 450+). K Harrison Butker has made 96 of his 107 career field goal attempts (89.7%) and 138 of 145 PATs (95.2%).

Kansas City Chiefs (14-4) vs. San Francisco 49ers (15-3)

Sunday, February 2, 2020 • 5:30 p.m. CT • FOX

Hard Rock Stadium • Miami Gardens, Florida

### NEXT WEEK'S MEDIA AVAILABILITY

**Monday, January 27 – Super Bowl Opening Night at Marlins Park**  
7:10-8:10 p.m. Interview session with all players and coaches.

#### Tuesday, January 28

10:45-11:35 a.m. Head coach and 10 select players at the team hotel (JW Turnberry).

#### Wednesday, January 29

8:00-9:15 a.m. Head coach, assistant coaches and all players at team hotel (JW Turnberry).

#### Thursday, January 30

8:00-9:15 a.m. Head coach, assistant coaches and all players at team hotel (JW Turnberry).

#### Monday, February 3

8:30 a.m. Press conference at the Hilton Miami with winning head coach and MVP.

### BROADCAST INFORMATION

**TV Coverage**  
FOX (WDAF Local)

**Play-by-Play:** Joe Buck  
**Color:** Troy Aikman  
**Sideline:** Erin Andrews  
**Sideline:** Chris Myers  
**Rules:** Mike Pereira

**Tico Sports (Kansas City)**  
**La Mega 1160 AM / 100.5 FM**  
Spanish Radio Broadcast

**Play-by-Play:** Enrique Morales  
**Color:** Oscar Monterroso  
**Sideline:** Hannah Bassham

**Chiefs FOX Football Radio Network**  
KCFX (101.1 FM)

**Play-by-Play:** Mitch Holthus  
**Color:** Kendall Gammon  
**Sideline:** BJ Kessel

#### Westwood One (National Radio)

**Play-by-Play:** Kevin Harlan  
**Color:** Kurt Warner  
**Rules:** Gene Steratore  
**Sideline:** Tony Boselli & Laura Okmin

**Chiefs Twitter Accounts:** @Chiefs  
@ChiefsReporter @ChiefsPR @KC-Chiefs\_Matt @ArrowheadEvents

### CHIEFS MEDIA WEBSITE INFORMATION

The Kansas City Chiefs 2019 Media Guide is available on the Chiefs media information website, NFL.OMG.com. In 2015, the club introduced an improved interactive online media guide that features an in-game statistics monitoring platform, in addition to the weekly press materials such as transcripts, weekly releases, bios, additional stats and more. The club's guide is updated weekly throughout the season to reflect the most up-to-date information. Media members can also access the Chiefs credential application through the site. To log in, the username is **chiefsmedia** and the password is **chiefs**.

### CHIEFS COMMUNICATIONS STAFF CONTACT INFORMATION

Ted Crews  
Brad Gee  
Luke Shanno  
Cydney Ricker  
Jordan Trgovac  
Hailey Herrick  
Danny Markino

Vice President of Communications  
Director of Football Communications  
Corporate Communications Manager  
Manager of Football Comm. & Admin.  
Communications Assistant  
Communications Seasonal Assistant  
Communications Seasonal Assistant

(816) 920-4359  
(816) 920-4349  
(816) 920-4351  
(816) 920-4352  
(816) 920-4353  
(816) 920-4403  
(816) 920-4355

tcrews@chiefs.nfl.com  
bgee@chiefs.nfl.com  
lshanno@chiefs.nfl.com  
cricker@chiefs.nfl.com  
jtrgovac@chiefs.nfl.com  
hherrick@chiefs.nfl.com  
dmarkino@chiefs.nfl.com



# CHIEFS IN THE POSTSEASON

## CHIEFS PLAYOFF APPEARANCES BY THE NUMBERS

World Championships .....	1 (1969)
AFL Championships .....	3 (1962, 1966, 1969)
AFC Championships .....	1 (2019)
AFL West Champs .....	3 (1962, 1966, 1968)
AFC West Champs .....	10 (1971, 1993, 1995, 1997, 2003, 2010, 2016, 2017, 2018, 2019)
Total Playoff Games .....	32 (Includes Super Bowl LIV)
All-Time Playoff Record .....	12-19
Years in Playoffs .....	22 (Includes 2019)
Most Consecutive Playoff Appearances .....	6 (1990-95)
Current Streak of Consecutive Appearances .....	5 (2015-19)



## GAME-BY-GAME RESULTS



DATE	OPPONENT	GAME	RESULT
12/23/62	Houston	1962 AFL Championship	W, 20-17 (OT)
1/1/67	Buffalo	1966 AFL Championship	W, 31-7
1/15/67	Green Bay	Super Bowl I	L, 10-35
12/22/68	Oakland	1968 AFL Divisional	L, 6-41
12/20/69	N.Y. Jets	1969 AFL Divisional	W, 13-6
1/4/70	Oakland	1969 AFL Championship	W, 17-7
1/11/70	Minnesota	Super Bowl IV	W, 23-7
<b>12/25/71</b>	<b>Miami</b>	<b>1971 AFC Divisional</b>	<b>L, 24-27 (2 OT)</b>
12/28/86	N.Y. Jets	1986 AFC Wild Card	L, 15-35
1/5/91	Miami	1990 AFC Wild Card	L, 16-17
<b>12/28/91</b>	<b>L.A. Raiders</b>	<b>1991 AFC Wild Card</b>	<b>W, 10-6</b>
1/5/92	Buffalo	1991 AFC Divisional	L, 14-37
1/2/93	San Diego	1992 AFC Wild Card	L, 0-17
<b>1/8/94</b>	<b>Pittsburgh</b>	<b>1993 AFC Wild Card</b>	<b>W, 27-24 (OT)</b>
1/16/94	Houston	1993 AFC Divisional	W, 28-20
1/23/94	Buffalo	1993 AFC Championship	L, 13-30
12/31/94	Miami	1994 AFC Wild Card	L, 17-27
<b>1/7/96</b>	<b>Indianapolis</b>	<b>1995 AFC Divisional</b>	<b>L, 7-10</b>
<b>1/4/98</b>	<b>Denver</b>	<b>1997 AFC Divisional</b>	<b>L, 10-14</b>
<b>1/11/04</b>	<b>Indianapolis</b>	<b>2003 AFC Divisional</b>	<b>L, 31-38</b>
1/6/07	Indianapolis	2006 AFC Wild Card	L, 8-23
<b>1/9/11</b>	<b>Baltimore</b>	<b>2010 AFC Wild Card</b>	<b>L, 7-30</b>
1/4/14	Indianapolis	2013 AFC Wild Card	L, 44-45
1/9/16	Houston	2015 AFC Wild Card	W, 30-0
1/16/16	New England	2015 AFC Divisional	L, 20-27
<b>1/15/17</b>	<b>Pittsburgh</b>	<b>2016 AFC Divisional</b>	<b>L, 16-18</b>
<b>1/6/18</b>	<b>Tennessee</b>	<b>2017 AFC Wild Card</b>	<b>L, 21-22</b>
<b>1/12/19</b>	<b>Indianapolis</b>	<b>2018 AFC Divisional</b>	<b>W, 31-13</b>
<b>1/20/19</b>	<b>New England</b>	<b>2018 AFC Championship</b>	<b>L, 31-37 (OT)</b>
<b>1/12/20</b>	<b>Houston Texans</b>	<b>2019 AFC Divisional</b>	<b>W, 51-31</b>
<b>1/19/20</b>	<b>Tennessee Titans</b>	<b>2019 AFC Championship</b>	<b>W, 35-24</b>
2/2/20	San Francisco 49ers	Super Bowl LIV	TBD

- Bold Denotes Home Games

HOME RECORD IN POSTSEASON: 5-8 (Last Win Jan. 19, 2020 vs. Titans)

AWAY RECORD IN POSTSEASON: 6-10 (Last Win Jan. 9, 2016 at Houston)

SUPER BOWLS (NEUTRAL SITE): 1-1 (Last Win Jan. 11, 1970 in New Orleans)

\*The Chiefs franchise was located in Dallas and known as the Texans from 1960-62.

## RECORD VS. ALL PLAYOFF OPPONENTS

TEAM	RECORD	LAST MEETING	RESULT
Baltimore	0-1	'10 AFC Wild Card	L, 7-30
Buffalo	1-2	'93 AFC Championship	L, 30-13
Denver	0-1	'97 AFC Divisional	L, 10-14
Green Bay	0-1	Super Bowl I	L, 10-35
Oilers/Titans	3-1	'19 AFC Championship	W, 35-24
Houston Texans	2-0	'19 AFC Divisional	W, 51-31
Indianapolis	1-4	'18 AFC Divisional	W, 31-13
Miami	0-3	'94 AFC First Round	L, 27-17
Minnesota	1-0	Super Bowl IV	W, 23-7
New England	0-2	'18 AFC Championship	L, 31-37 (OT)
N.Y. Jets	1-1	'86 AFC Wild Card	L, 35-15
Oakland/LA Raiders	2-1	'91 AFC First Round	W, 10-6
Pittsburgh	1-1	'16 AFC Divisional	L, 16-18
San Diego	0-1	'92 AFC First Round	L, 17-0





## CHIEFS IN THE POSTSEASON

### CHIEFS PLAYOFF RECORD BOOKS

#### CHIEFS PLAYOFF RECORD BOOK MOST PASSING YARDS, SINGLE GAME, PLAYOFFS

- 378 ..... Alex Smith at IND ..... Jan. 4, 2014
- 321 ..... Patrick Mahomes vs. HOU ..... Jan. 12, 2020**
- 314 ..... Joe Montana at MIA ..... Dec. 31, 1994
- 299 ..... Joe Montana at HOU ..... Jan. 16, 1994
- 295 ..... Patrick Mahomes vs. NE ..... Jan. 20, 2019

#### CHIEFS PLAYOFF RECORD BOOK MOST RECEIVING YARDS, SINGLE GAME, PLAYOFFS

- 150 ..... Dwayne Bowe at IND ..... Jan. 4, 2014
- 142 ..... Stephone Paige at MIA ..... Jan. 5, 1991
- 134 ..... Travis Kelce vs. HOU ..... Jan. 12, 2020**
- 128 ..... Travis Kelce at HOU ..... Jan. 9, 2016
- 117 ..... Otis Taylor at OAK ..... Dec. 22, 1968

#### CHIEFS PLAYOFF RECORD BOOK MOST RUSHING YARDS, SINGLE GAME, PLAYOFFS

- 176 ..... Priest Holmes vs. IND ..... Jan. 11, 2004
- 130 ..... Barry Word vs. LA (Raiders) ..... Dec. 28, 1991
- 129 ..... Damien Williams vs. IND ..... Jan. 12, 2019
- 100 ..... Wendell Hayes vs. MIA ..... Dec. 25, 1971
- 94 ..... Marcus Allen vs. IND ..... Jan. 7, 1996

#### CHIEFS PLAYOFF RECORD BOOK MOST TEAM POINTS SCORED, SINGLE GAME, PLAYOFFS

- 51 ..... vs. Houston Texans ..... Jan. 12, 2020**
- 44 ..... at Indianapolis Colts ..... Jan. 4, 2014
- 35 ..... vs. Tennessee Titans ..... Jan. 19, 2020**
- 31 ..... vs. New England Patriots ..... Jan. 20, 2019
- 31 ..... vs. Indianapolis Colts ..... Jan. 12, 2019
- 31 ..... at Buffalo Bills ..... Jan. 1, 1967
- 31 ..... vs. Indianapolis Colts ..... Jan. 11, 2004

#### CHIEFS PLAYOFF RECORD BOOK FEWEST TEAM POINTS ALLOWED, SINGLE GAME, PLAYOFFS

- 0 ..... at Houston Texans ..... Jan. 6, 2016
- 6 ..... vs. Oakland Raiders ..... Dec. 28, 1991
- 6 ..... at New York Jets ..... Dec. 20, 1969
- 7 ..... at Buffalo Bills ..... Jan. 1, 1967
- 7 ..... vs. Minnesota Vikings (SB IV) ..... Jan. 11, 1970
- 7 ..... at Oakland Raiders ..... Jan. 4, 1970

#### CHIEFS PLAYOFF RECORD BOOK FEWEST PASSING YARDS ALLOWED, SINGLE GAME, PLAYOFFS

- 112 ..... vs. Indianapolis Colts ..... Jan. 7, 1996
- 136 ..... at Houston Texans ..... Jan. 9, 2016
- 140 ..... vs. Los Angeles Raiders ..... Dec. 28, 1991
- 153 ..... at New York Jets ..... Dec. 28, 1986
- 160 ..... at Buffalo Bills ..... Jan. 23, 1994

#### CHIEFS PLAYOFF RECORD BOOK FEWEST RUSHING YARDS ALLOWED, SINGLE GAME, PLAYOFFS

- 38 ..... at New England Patriots ..... Jan. 16, 2016
- 39 ..... at Houston Oilers ..... Jan. 16, 1994
- 40 ..... at Buffalo Bills ..... Jan. 1, 1967
- 67 ..... vs. Minnesota Vikings (SB IV) ..... Jan. 11, 1970

### CHIEFS ROSTER BY PLAYOFF EXPERIENCE

Chiefs P Dustin Colquitt, who recorded his 11<sup>th</sup> career postseason game played with an appearance in the AFC Championship Game, set the Chiefs franchise record for most career playoff appearances.

Entering the 2019 NFL Playoffs, 37 (69.8%) of the 53 players on Kansas City's active roster had appeared in a playoff game. In total, those 37 players accounted for 143 total postseason game appearances and have accumulated 83 total playoff starts entering the playoffs.

DE Terrell Suggs leads all Chiefs players with 20 career postseason games played. Prior to the 2019 NFL Playoffs, all of Suggs' career playoff appearances occurred while he was with the Baltimore Ravens, including Super Bowl XLVII. Suggs and G Stefen Wisniewski (LII) are the only two players on the Chiefs roster to garner Super Bowl victories as players.

Behind Suggs (18 starts), T Eric Fisher and TE Travis Kelce share the team-lead for most postseason starts on the current Chiefs roster (eight).

Entering the 2019 postseason, 10 Chiefs players had started each playoff game appearance: T Eric Fisher, TE Travis Kelce, T Mitchell Schwartz, G Laurent Duvernay-Tardif, LB Reggie Ragland, T Cam Erving, CB Kendall Fuller, QB Patrick Mahomes, DT Derrick Nnadi and G Andrew Wylie.

#### PLAYOFF GAMES PLAYED/STARTED

No.	Player	Pos.	GP	GS	Of Note
94	Terrell Suggs	DE	20	18	With KC & BAL
2	Dustin Colquitt	P	11	0	All with KC
42	Anthony Sherman	FB	9	1	All with KC
72	Eric Fisher	T	8	8	All with KC
87	Travis Kelce	TE	8	8	All with KC
49	Daniel Sorensen	S	8	6	All with KC
41	James Winchester	LS	8	0	All with KC
55	Frank Clark	DE	7	3	With KC & SEA
53	Anthony Hitchens	LB	7	5	With KC & DAL
61	Stefen Wisniewski	G	7	5	With KC & PHI
10	Tyreek Hill	WR	6	5	All with KC
64	Mike Pennel	DT	6	2	With KC & GB
11	Demarcus Robinson	WR	6	3	All with KC
71	Mitchell Schwartz	T	6	6	All with KC
7	Harrison Butker	K	5	0	All with KC
76	Laurent Duvernay-Tardif	G	5	5	All with KC
95	Chris Jones	DT	5	3	All with KC
24	Jordan Lucas	S	5	1	With KC & MIA
25	LeSean McCoy	RB	5	3	With KC, BUF & PHI
59	Reggie Ragland	LB	5	3	All with KC
14	Sammy Watkins	WR	5	5	With KC & LAR
26	Damien Williams	RB	5	4	With KC & MIA
54	Damien Wilson	LB	5	2	With KC & DAL
29	Kendall Fuller	CB	4	4	All with KC
92	Tanoh Kpassagnon	DE	4	2	All with KC
15	Patrick Mahomes	QB	4	4	All with KC
32	Tyrann Mathieu	S	4	3	With KC, HOU & ARI
56	Ben Niemann	LB	4	0	All with KC
91	Derrick Nnadi	DT	4	4	All with KC
62	Austin Reiter	C	4	2	All with KC
35	Charvarius Ward	CB	4	3	All with KC
98	Xavier Williams	DT	4	0	All with KC
21	Bashaud Breeland	CB	3	3	With KC & WAS
71	Nick Allegretti	G	2	0	With KC
81	Blake Bell	TE	2	0	With KC
30	Alex Brown	DB	2	0	With KC
75	Cam Erving	T	2	2	All with KC
27	Rashad Fenton	CB	2	0	With KC
17	Mecole Hardman	WR	2	0	With KC
52	Demone Harris	LB	2	0	With KC
44	Dorian O'Daniel	LB	2	0	With KC
13	Byron Pringle	WR	2	0	With KC
99	Khalen Saunders	DT	2	0	With KC
34	Darwin Thompson	RB	2	0	With KC
23	Armani Watts	S	2	0	With KC
76	Andrew Wylie	G	2	2	All with KC
82	Deon Yelder	TE	2	0	With KC
20	Morris Claiborne	CB	1	1	With DAL
8	Matt Moore	QB	1	1	With MIA



## THE ORIGIN OF SUPER BOWL & SUPER BOWL IV

Lamar Hunt left an indelible mark on professional football. While Hunt made many lasting contributions to the game, part of his legacy will be his “accidental” naming of pro football’s most important contest, the Super Bowl. As the story has been told and retold over the years, some of the facts have gotten lost along the way. Here are some of the most important elements of the tale in how the Super Bowl got its name...



- After the AFL-NFL merger was announced in June of 1966, Commissioner Pete Rozelle appointed a committee consisting of himself, Lamar Hunt (Kansas City), Tex Schramm (Dallas) and two other owners from each league (AFL & NFL) to firm up the details of the merger agreement.
- At one of those initial merger meetings, there was a discussion about the date of the game. As the committee discussed the championship game (which ultimately became referenced as the Super Bowl), there was some confusion on whether the parties were discussing the respective AFL and NFL title games or the game between the two leagues. It was then that Hunt first recalled saying, “You know, the last game, the final game . . . the Super Bowl.”
- The “inspiration” for Hunt’s whimsical suggestion was the high-bouncing “Super Ball” produced by the Wham-O company. Lamar’s wife, Norma, had previously purchased one for each of the Hunt children (Lamar Jr., Clark and Sharron) and the toy had become somewhat of a craze in the Hunt household and many other homes across the country.
- Hunt was later quoted as saying, “Nobody ever said let’s make that the name of the game. Far from it, we all agreed it was far too corny to be the name of the new title game.”
- In a letter from Hunt to Rozelle on July 25, 1966, Hunt urged the commissioner to “coin a phrase” for the title game between the two leagues. In the letter, Hunt said, “I have kiddingly called it the Super Bowl, which can obviously be improved upon.”
- Rozelle agreed with Hunt’s suggestion since he had a particular disdain for the term “super.” According to longtime NFL executive Don Weiss, Rozelle was a former PR man who had a keen appreciation of grammar. In Rozelle’s book, “super” was the equivalent of “gee whiz” or “neat.” He believed that the term “Super Bowl” had no sophistication whatsoever.
- Rozelle was initially inclined to call the game the “Pro Bowl,” but that moniker was already assigned to the NFL’s annual all-star contest.
- In the years leading up to the merger, many members of the media had billed a possible championship match-up between the two rival leagues as a “World Series of Football,” but Rozelle clearly did not want to have his game associated with baseball.
- After much consternation and debate, Rozelle eventually dubbed the title contest between the two leagues as “The AFL-NFL World Championship Game.” However, Hunt’s whimsical, off-the-cuff comment had taken root. In the weeks leading up to the game, headline writers had already adapted Hunt’s two-word title over the much more verbose official moniker for the game. The TV networks billed the game as “Super Sunday” and even NFL Films tagged their film reels as being designated for the “Super Bowl.”
- After the first two “AFL-NFL World Championship Games,” the term “Super Bowl” was officially adopted by Commissioner Rozelle and the NFL. The first game to officially be designated as the Super Bowl at the time it was played was Super Bowl III between the AFL’s Jets and the NFL’s Colts. The first two championship games were retroactively named Super Bowls I & II.

### CHIEFS HOFERS FROM SB IV

It’s been 50 years since the Kansas City Chiefs have played in a Super Bowl. The last time was Super Bowl IV. That game served as the final AFL-NFL World Championship Game in the history of professional football. The spectacle at Tulane Stadium in New Orleans, La., helped pave the way for the eventual AFL-NFL merger later that year (1970).

In all, 17 members from both the Chiefs and the Vikings that took part in Super Bowl IV were later inducted into the Pro Football Hall of Fame in Canton, Ohio, including both head coaches, Hank Stram and Bud Grant, as well as Chiefs Founder Lamar Hunt and Vikings General Manager Jim Finks. For the Chiefs, 10 members of the Super Bowl IV Championship were later enshrined into the hallowed halls in Canton.

- LB/DE Bobby Bell
- DT Buck Buchanan
- DT Curley Culp
- QB Len Dawson
- LB Willie Lanier
- S Johnny Robinson
- K Jan Stenerud
- CB Emmitt Thomas
- Head Coach Hank Stram
- Chiefs Founder Lamar Hunt



### A LIFETIME OF SUNDAYS

The National Football League is celebrating its 100th season in 2019, marking a century of thrills, unforgettable moments and a cultural phenomenon that has evolved into America’s favorite sport. And through it all – from the AFL-NFL merger back in 1966 to Super Bowl LIII – four incredible women have been there every step of the way. That’s the focus of NFL Films’ documentary “A Lifetime of Sundays,” which traces the rich history of the league through the perspectives of four female owners integral to the sport’s growth: the Kansas City Chiefs’ Norma Hunt, the Chicago Bears’ Virginia Halas McCaskey, the Detroit Lions’ Martha Ford and the Pittsburgh Steelers’ Patricia Rooney. It’s a one-of-a-kind glimpse into the lives of those who helped make the NFL what it is today.

“This whole process over the last year and a half has been so special,” said Chiefs Chairman & CEO Clark Hunt. “I’m so glad for my mom and the other three women that these stories are being told, because each one of them has a unique perspective on the history and the development of the National Football League.”





## CHIEFS VS. 49ERS FINAL TEAM COMPARISONS

	 Chiefs	 49ers
Record .....	12-4 .....	13-3 .....
Division Standing .....	1st (AFCW) .....	1st (NFCW) .....
Turnover Margin (NFL Rank) .....	+8 (T-7th) .....	+4 (T-10th) .....

### Offense (NFL Rank)

Net Yards Per Game .....	379.2 (6th) .....	381.1 (4th) .....
Yards Per Play .....	6.22 (2nd) .....	6.02 (5th) .....
Points Per Game .....	28.2 (5th) .....	29.9 (2nd) .....
Possession Average .....	29:27 (19th) .....	31:18 (6th) .....
Net Rushing Yards Per Game .....	98.1 (23rd) .....	144.1 (2nd) .....
Net Passing Yards Per Game .....	281.1 (5th) .....	237.0 (13th) .....
Had Intercepted/Yards .....	5/23 .....	13/215 .....
Sacks Allowed/Yards .....	25/-192 (T-3rd) .....	36/-237 (T-12th) .....
Fumbles/Lost .....	20/10 .....	19/10 .....
Third Down Pct. ....	47.6% (1st) .....	45.0% (5th) .....
Red Zone TD Pct. ....	54.0% (20th) .....	53.2% (21st) .....
Giveaways .....	15 (T-3rd) .....	23 (T-19th) .....

### Defense (NFL Rank)

Net Yards Per Game .....	349.6 (17th) .....	281.8 (2nd) .....
Yards Per Play .....	5.36 (13th) .....	4.66 (2nd) .....
Points Per Game .....	19.3 (7th) .....	19.4 (8th) .....
Net Rushing Yards Per Game .....	128.2 (26th) .....	112.6 (17th) .....
Net Passing Yards Per Game .....	221.4 (8th) .....	169.2 (1st) .....
Intercepted By/Yards .....	16/141 .....	12/286 .....
Sacks For/Yards .....	45/-338 (11th) .....	48/-367 (T-5th) .....
Opponent Fumbles/Lost .....	20/7 .....	28/15 .....
Third Down Pct. ....	37.1% (12th) .....	33.3% (T-2nd) .....
Red Zone TD Pct. ....	50.9% (T-9th) .....	60.0% (T-22nd) .....
Takeaways .....	23 (T-10th) .....	27 (6th) .....



### Special Teams (NFL Rank)

Punts-Average Yards (Gross) .....	43.4 (28th) .....	44.9 (22nd) .....
Punts-Average Yards (Net) .....	40.3 (23rd) .....	41.6 (13th) .....
Punt Returns-Average Per .....	6.9 (19th) .....	8.0 (10th) .....
Punt Returns-Average Per Allowed ...	4.7 (3rd) .....	5.7 (7th) .....
Kickoff Returns-Average Per .....	25.1 (6th) .....	20.5 (27th) .....
Kickoff Returns-Avg. Per Allowed .....	19.6 (4th) .....	21.8 (14th) .....
Field Goals Made/Attempted .....	34/38 (6th) .....	30/39 (23rd) .....

### Penalties (NFL Rank)

Penalties Against/Yards .....	107/1,029 (15th) ...	105/939 (13th) .....
Opp. Penalties Against/Yds .....	116/844 (T-7th) .....	116/957 (T-7th) .....

## CHIEFS VS. 49ERS FINAL IND. COMPARISON

	 Chiefs	 49ers
<b>PASSING YARDS</b>		
Mahomes .....	4,031 .....	Garoppolo .....
Moore .....	659 .....	3,978 .....

### RUSHING YARDS

Dam. Williams .....	498 .....	Mostert .....
McCoy .....	465 .....	Breida .....
		722 .....
		623 .....

### RECEIVING YARDS

Kelce .....	1,229 .....	Kittle .....
Hill .....	860 .....	Samuel .....
Watkins .....	673 .....	Sanders .....
Hardman .....	538 .....	Bourne .....
		1,053 .....
		802 .....
		502 .....
		358 .....

### POINTS SCORED

Butker .....	147 .....	Gould .....
Hardman .....	42 .....	Mostert .....
Hill .....	42 .....	Coleman .....
Dam. Williams .....	42 .....	Samuel .....
		110 .....
		60 .....
		42 .....
		38 .....

### INTERCEPTIONS

Mathieu .....	4 .....	Sherman .....
Thornhill .....	3 .....	Williams .....
Breeland .....	2 .....	Seven Tied .....
Sorensen .....	2 .....	
Ward .....	2 .....	
Three Tied .....	1 .....	
		3 .....
		2 .....
		1 .....

### SACKS

Jones .....	9.0 .....	Armstead .....
Clark .....	8.0 .....	Bosa .....
Ogbah .....	5.5 .....	Buckner .....
Okafor .....	5.0 .....	Ford .....
Kpassagnon .....	4.0 .....	Two Tied .....
		10.0 .....
		9.0 .....
		7.5 .....
		6.5 .....
		3.0 .....

### DEFENSIVE TACKLES

Hitchens .....	88 .....	Warner .....
Wilson .....	81 .....	Greenlaw .....
Mathieu .....	75 .....	Buckner .....
Ward .....	74 .....	Sherman .....
		118 .....
		87 .....
		61 .....
		61 .....

### KICKOFF RETURNS (AVG.)

Hardman .....	27 (26.1) .....	James Jr. ....
		20 (21.4) .....

### PUNT RETURNS (AVG.)

Hardman .....	18 (9.3) .....	James Jr. ....
		33 (8.0) .....

### FIELD GOALS

Butker .....	34/38 (89.5%) .....	Gould .....
		23/31 (74.2%) .....
		McLaughlin* .....
		7/8 (87.5%) .....

### PUNTS (GROSS/NET AVG.)

Colquitt .....	48 (44.3/40.3) .....	Wishnowsky .....
		52 (44.9/41.6) .....

\*Player no longer with team

## CHIEFS VS. 49ERS SERIES HISTORY

• For the 14th time in the history of the two franchises, the Kansas City Chiefs will take on the San Francisco 49ers. The pair of teams have never met in the postseason, marking Super Bowl LIV as the first occasion.

• San Francisco owns a 7-6 (.539) advantage over Kansas City in head-to-head meetings, though the Chiefs have won three out of the last four outings between the two clubs. The pair of teams last met in Week 3 of the 2018 season, with the Chiefs defeating the 49ers, 38-27.

• Chiefs Head Coach Andy Reid holds a 7-4 (.636) all-time record against the 49ers, including a 1-0 (1.000) mark against 49ers Head Coach Kyle Shanahan. For his career (postseason included), Reid is 23-18 (.561) against foes from the NFC West Division. QB Patrick Mahomes has a 115.9 cumulative career passer rating mark against the NFC West.

### CHIEFS VS. 49ers SERIES HISTORY (LAST 10 GAMES)

Date	Result	Of Note
11/17/1985	L, 3-31	SF: Outgained KC in total yards, 417-200.
12/14/1991	L, 14-28	SF: Rice: 7 receptions for 81 yards and 2 TDs.
9/11/1994*	W, 24-17	KC: Montana: 203 pass. yds. and 3 TDs in win.
11/30/1997*	W, 44-9	KC: Rison: 5 receptions for 117 yards and 2 TDs.
11/12/2000	L, 7-21	SF: Garcia: 20-25 for 244 yards and 2 rushing TDs.
11/10/2002	L, 13-17	KC: Kennison: 8 receptions for 134 yards.
10/01/2006*	W, 41-0	KC: Johnson: 30 carries for 101 yards and 2 TDs.
9/26/2010*	W, 31-10	KC: Cassel: 3 passing TDs with a 111.7 QBR.
10/5/2014	L, 17-22	SF: Dawson: 5 FGs made.
9/23/2018*	W, 38-27	KC: Mahomes: 314 pass. yards, 3 TDs (115.5 QBR).

\*at Arrowhead Stadium



## CHIEFS HEAD COACH ANDY REID



Reid is in his 28th NFL season, 21st as a head coach and seventh with the Chiefs. In seven seasons with the club, he's tallied 77 wins, more victories than any other head coach in franchise history in that timeframe. Under Reid, the Chiefs have made the playoffs six of seven seasons including a 12-4 record, the number two seed and a bye in 2019. The Chiefs have played in two consecutive AFC Championship home games. The club earned four straight AFC West titles (2016-19) for the first time in franchise history. In 2018 the Chiefs earned the number one seed in the AFC playoffs with a 12-4 record. The Chiefs defeated the Colts 31-13 in the divisional round to advance to the AFC Championship Game. KC finished 10-6 in 2017. In 2016, Kansas City went 12-4 and won the AFC West, earning a first-round bye in the playoffs. In 2015, the Chiefs won their first playoff game since 1994, defeating the Texans 30-0. The team finished 11-5 after a 1-5 start in 2015. It was the greatest turnaround in a single-season in NFL history. In 2013, Reid led the Chiefs to an 11-5 record marking the greatest single-season turnaround in franchise history after the team finished 2-14 in 2012. Reid boasts a career record of 207-128-1 (.618) in the regular season. He also owns a 14-14 postseason record. Prior to joining the Chiefs, Reid led the Eagles to a 130-93-1 (.583) regular season record during his 14 seasons as head coach. He led the Eagles franchise to one Super Bowl appearance. When you include his time as an NFL assistant coach, his teams have made the playoffs 21 times including 2019 (21-18 record), and he has coached in four Super Bowls (includes LIV), eight NFC Championships and two AFC Championships. Reid spent seven seasons as an assistant coach with the Green Bay Packers under Head Coach Mike Holmgren. Prior to joining the NFL ranks, Reid's final collegiate stop was the University of Missouri (1989-91). Prior to his stint with the Tigers, Reid spent two years working with the offensive line at the University of Texas – El Paso, and before that, he held the same position with Northern Arizona. In 1983, Reid took the position of offensive coordinator and offensive line coach at San Francisco State (1983-85). A tackle/guard at Brigham Young University from 1979-81, Reid entered the coaching ranks as a graduate assistant at BYU in 1982.

<b>NFL Head Coach:</b>	21st Year	<b>Record w/ KC:</b>	77-35 (.688)
<b>NFL Coach Overall:</b>	28th Year	<b>Record w/ PHI:</b>	130-93-1 (.583)
<b>NFL Overall:</b>	221-142-1 (.609)	<b>Record vs. SF:</b>	7-4 (.636)
<b>Reg. Season:</b>	207-128-1 (.618)	<b>College:</b>	BYU ('81)
<b>Postseason:</b>	14-14 (.500)	<b>Hometown:</b>	Los Angeles

### ANDY REID'S CAREER PATH

1979-82	BYU	Tackle/Guard ('79-81) Graduate Assistant ('82)
1983-85	San Francisco State	Offensive Coordinator/ Offensive Line
1986	Northern Arizona	Offensive Line
1987-88	Texas-El Paso	Offensive Line
1989-91	Missouri	Offensive Line
1992-98	Green Bay Packers	Tight Ends / Offensive Line ('92-96) Quarterbacks ('97-98)
1999-12	Philadelphia Eagles	Head Coach ('99-00) HC/Exec. V.P. Football Ops ('01-12)
2013-19	Kansas City Chiefs	Head Coach



### ANDY REID'S HARDWARE



Super Bowls

96 97 04 19  
Conference Titles

95 96 97 01 02 03  
04 06 10 16 17 18 19  
Division Titles

## 49ERS HEAD COACH KYLE SHANAHAN



Kyle Shanahan was named the 20th head coach of the San Francisco 49ers on February 6, 2017, after spending the previous two seasons as the offensive coordinator for the Atlanta Falcons.

Shanahan has 15 years of coaching experience in the NFL. Prior to becoming the 49ers head coach, he spent nine years as an offensive coordinator for the Atlanta Falcons (2015-16), Cleveland Browns (2014), Washington Redskins (2010-13) and Houston Texans (2008-09). Before becoming the Texans offensive coordinator, he served as wide receivers coach (2006) and then as the quarterbacks coach in 2008. Shanahan got his NFL coaching debut in 2004 with the Tampa Bay Buccaneers as an offensive quality control coach.

When he was named the Houston Texans wide receivers coach, at age 26, he became the youngest position coach in the NFL. When he was promoted to the Texans offensive coordinator, at age 28, he became the youngest coordinator in the NFL.

In six of his nine seasons as an offensive coordinator (2008-09, 2012-13 and 2015-16), Shanahan's offenses ranked in the top 10 in the NFL in yards gained. Following the 2016 season, Shanahan was named Associated Press Assistant Coach of the Year, Coordinator of the Year by The Sporting News and Assistant Coach of the Year by the Football Writers of America.

Shanahan played wide receiver at Duke University before transferring to the University of Texas in 2001, where he spent two seasons. Following his time in Austin, Shanahan was a graduate assistant at UCLA in 2003.

Shanahan's father, Mike, served as the 49ers offensive coordinator from 1992-94, the head coach of the Denver Broncos (1995-2008) and the Washington Redskins (2010-2013), where he accumulated an overall win total of 178 victories, including victories in Super Bowls XXXII and XXXIII.

<b>NFL Head Coach:</b>	3rd Year	<b>Record w/ SF:</b>	25-25 (.500)
<b>NFL Coach Overall:</b>	15th Year	<b>Record vs. KC:</b>	0-1 (.000)
<b>NFL Overall:</b>	25-25 (.500)	<b>College:</b>	Texas ('02)
<b>Regular Season:</b>	23-25 (.479)	<b>Hometown:</b>	Minneapolis, MN
<b>Postseason:</b>	2-0 (1.000)		

### KYLE SHANAHAN'S CAREER PATH

2001-02	University of Texas	Wide Receiver
2003	UCLA	Graduate Assistant
2004-05	Tampa Bay Buccaneers	Offensive Quality Control
2006-09	Houston Texans	Wide Receivers ('06) Quarterbacks ('07) Offensive Coordinator ('08-'09)
2010-13	Washington Redskins	Offensive Coordinator
2014	Cleveland Browns	Offensive Coordinator
2015-16	Atlanta Falcons	Offensive Coordinator
2017-19	San Francisco 49ers	Head Coach



### KYLE SHANAHAN'S HARDWARE



16 19  
Conference Titles

05 12 16 19  
Division Titles



## CHIEFS VS. 49ERS CONNECTIONS

### Professional

- Chiefs **Defensive Assistant Connor Embree** is the son of 49ers **Asst. Head Coach / TEs Coach Jon Embree** and brother of 49ers **Offensive Quality Control Coach Taylor Embree**.

- Both **Jon Embree** and **Taylor Embree** spent time as members of the Chiefs coaching staff. **Jon Embree** served as the TEs Coach in Kansas City from 2006-08, prepping eventual Pro Football HOF TE Tony Gonzalez, and **Taylor Embree** was a Defensive Assistant for the Chiefs in 2016. **Taylor Embree** graduated from Blue Valley West H.S. in Overland Park, Kan.

- Chiefs **Offensive Coordinator Eric Bieniemy**, 49ers **Head Coach Kyle Shanahan** and **Asst. Head Coach / TEs Coach Jon Embree** were all members of UCLA's coaching staff in 2003.

- **Bieniemy** and **Jon Embree** were both members of Colorado's coaching staff from 2001-02, before **Bieniemy** later served as the Buffaloes Offensive Coordinator from 2011-12 under then-Colorado Head Coach **Jon Embree**.

- 49ers **Head Coach Kyle Shanahan** and **Passing Game Coordinator Mike LaFleur** tutored Chiefs **T Mitchell Schwartz** in 2014 as members of the Cleveland Browns coaching staff.

- 49ers **ILBs Coach DeMeco Ryans** played for Chiefs **Head Coach Andy Reid** on the Philadelphia Eagles in 2012.

### Former 49ers

- Chiefs **TE Blake Bell** was a member of the 49ers from 2015-16.

### Former Chiefs

- 49ers **DE Dee Ford** was a first-round draft selection by the Chiefs in 2014, remaining in Kansas City through the 2018 season.

### College

- Chiefs **Head Coach Andy Reid** served as the Offensive Coordinator at San Francisco State from 1983-85.

- In 2017, Chiefs **Defensive Quality Control Coach Alex Whittingham** handled the long snapping duties for the first four games at the University of Utah, executing punt snaps to current 49ers **P Mitch Wishnowsky**.

- 49ers **TE George Kittle** and **QB C.J. Beathard** were teammates with Chiefs **LB Anthony Hitchens** in 2013 and Chiefs **LB Ben Niemann** from 2014-17 at Iowa.

- Chiefs **T Eric Fisher** and 49ers **T Joe Staley** both attended Central Michigan University and the pair of Chippewa OL are the only two first-round draft selections in program history.

- Chiefs **Running Backs Coach Deland McCullough** guided 49ers **RB Tevin Coleman** to over 3,200 career rushing yards at Indiana (2012-14).

- 49ers **Safeties Coach Daniel Bullocks** served on the Eastern Michigan University staff in 2015, when Chiefs **G Andrew Wylie** played for the Eagles.

### Hometown

- Chiefs **Tight Ends Coach Tom Melvin** is from Redwood City, Calif., and played collegiately at San Francisco State University (1982-84).

- 49ers **LB Elijah Lee** is a native of Blue Springs, Mo., and attended Kansas State University. **Lee** was teammates with 49ers **DB D.J. Reed Jr.** and Chiefs **WR Byron Pringle** at Kansas State in 2016.

- 49ers **Offensive Assistant Katie Sowers** earned a master's degree from Central Missouri University in 2012 prior to a playing, coaching and administrative tenure with the Kansas City Titans (WFA).

- Chiefs **CB Rashad Fenton** is a native of Miami, Fla., and Chiefs **QB Chad Henne**, **QB Matt Moore**, **S Jordan Lucas**, **RB Damien Williams**, **DBs/CBs Coach Sam Madison** and **DBs Coach Dave Merritt** all played for the Miami Dolphins at one point in their careers, calling the presently-named Hard Rock Stadium in Miami Gardens, Fla., home.

## WHAT TO WATCH FOR...

- For the first time since the 1969 season, the Kansas City Chiefs return to the Super Bowl. The Chiefs will look to claim their first Super Bowl victory since Super Bowl IV in 1970.

- With a win in Super Bowl LIV, **Head Coach Andy Reid** would secure his first Super Bowl victory as a head coach. **Reid** ranks sixth all-time in NFL history with 14 career postseason victories.

- With 86 passing yards, **QB Patrick Mahomes** would break Pro Football HOF QB Joe Montana's (1993) franchise record for most passing yards in a single postseason (700). **Mahomes** also sits 310 passing yards shy of breaking Pro Football HOF QB Len Dawson's Chiefs record for career postseason passing yards (1,497).

- With one passing TD, **Mahomes** (eight) would break a tie with Pro Football HOF QB Dan Marino (1984) for the most passing TDs in a single postseason by a QB under the age of 25 in NFL history. With three passing TDs, **Mahomes** (11) would surpass Marino (13) for the most career postseason passing TDs by a player under the age of 25 in league history.

- **DE Terrell Suggs** (12.5 sacks) is 2.0 sacks shy from tying Pro Football HOF DE Bruce Smith (14.5 sacks) for the second-most career postseason sacks in NFL history. With 4.0 sacks, **Suggs** would break OLB Willie McGinest's NFL record (16.0) for career postseason sacks.

- With one FF, **Suggs** (four) would match Rams **LB Clay Matthews** (five) for the second-most career FFs in the postseason in NFL history.

- With an appearance in Super Bowl LIV, **Suggs** would notch his 21<sup>st</sup> career postseason game played, which would tie former Ravens teammate and Pro Football HOF LB Ray Lewis and former NFL CB Asante Samuel for the sixth-most playoff appearances by a defensive player since 2000.

- **DE Frank Clark's** 4.0 sacks are the most by a single player in a single postseason in Chiefs history. With one sack, **Clark** will tie Broncos **OLB Von Miller** (5.0) for the most sacks in a single postseason by any player in the NFL since 2015.

- With 2.0 sacks in Super Bowl LIV, **Clark** would tie the NFL record for most sacks in a single postseason (6.0; three tied).

- This postseason, **RB Damien Williams** has set franchise records for both career points scored (48) and matched his own franchise record for most points scored in a single postseason (24). **Williams** is just 12 points shy of matching Patriots **RB Sony Michel's** mark (36 points) for most points scored in a single postseason (RB) since 2000.

- With three rushing TDs, **Williams** would tie **Michel's** 2018 record for most rushing TDs in a single postseason since 2000 (six).

- **WR Sammy Watkins** tied a postseason career-best with 114 receiving yards vs. Tennessee in the AFC Divisional Round. With 34 receiving yards in Super Bowl LIV, **Watkins** would break the Chiefs record for most receiving yards in a single postseason (TE Keith Cash, 1993; 223).

- **TE Travis Kelce's** three receiving TDs in the 2019 postseason place him two TDs shy of the NFL record for most receiving TDs by a TE in a single postseason (Dave Casper, 1977; 5). With 60 receiving yards, he would also break TE Keith Cash's club record for rec. yards in a single postseason (223).

- With 100 receiving yards in Super Bowl LIV, **Kelce** would become just the third TE in NFL history to record multiple 100-yard receiving outings in a single postseason stretch (Dallas Clark, 2006; Vernon Davis, 2011 and 2012).

- **K Harrison Butker's** 31 career postseason points scored rank third-most in Chiefs history by a K. With seven points, **Butker** would surpass both Pro Football HOF K Jan Stenerud (35) and former Chiefs K Nick Lowery (37) to have the most career postseason points scored by a K in franchise history.

- By scoring at least 35 points in Super Bowl LIV, the Chiefs would become just the second team in NFL history (1994 San Francisco 49ers), to score at least 35 points on three occasions in a single postseason.



## CHIEFS CLAIM LAMAR HUNT TROPHY FOR FIRST TIME IN FRANCHISE HISTORY



**CHIEFS CLAIM LAMAR HUNT TROPHY, SUPER BOWL BOUND:** For the first time in franchise history, the Chiefs secured the Lamar Hunt Trophy as the AFC champions. In doing so, Kansas City advances to the Super Bowl for the third time in franchise annals. It marks the first time since the 1969 season that the team will play in the NFL's championship game.

**COLD KICKOFF:** Sunday's kickoff temperature of 17 degrees was the fifth-coldest kickoff temp at Arrowhead Stadium since 1994. The kickoff wind chill was 5 degrees, tying for the sixth-coldest wind chill at kickoff at Arrowhead since 1994.

### CHIEFS RECORD BOOK

#### COLDEST KICKOFF TEMPS, ARROWHEAD STADIUM, SINCE 1994

1.	1	Dec. 18, 2016 vs. Tennessee	L	17-19
2.	9	Dec. 17, 2000 vs. Denver	W	20-7
3.	10	Dec. 21, 2008 vs. Miami	L	31-38
4.	15	Dec. 19, 2004 vs. Denver	W	45-17
5.	17	Jan. 19, 2020 vs. Tennessee	W	35-24

**MAHOMES MOVES UP POSTSEASON CHARTS:** QB Patrick Mahomes finished the game with 23 completions on 35 attempts for 294 passing yards and three passing touchdowns, good for a 120.4 passer rating.

Mahomes now has 1,188 passing yards in four postseason contests, moving him into third place on the Chiefs all-time postseason passing chart. According to ESPN Stats & Info, Mahomes is the first player in Chiefs franchise history to ever record multiple passing touchdowns and a rushing touchdown in a postseason game.

Mahomes owns 11 career postseason passing touchdowns, the most in franchise history. His three touchdown passes against Tennessee are tied for third in the Chiefs postseason record book for touchdowns in a single game (Joe Montana three vs. Houston, Jan. 16, 1994; Patrick Mahomes three vs. New England, Jan. 20, 2019). His 23 completions tonight give him 89 career postseason completions while his 35 attempts give him 142 career postseason attempts, both ranking third in franchise history.

### CHIEFS RECORD BOOK

#### MOST PASSING YARDS, POSTSEASON, CAREER

1.	1,497	Len Dawson (8 games)	1962-75
2.	1,250	Alex Smith (5 games)	2013-17
3.	1,188	Patrick Mahomes (4 games)	2017-19
4.	1,014	Joe Montana (4 games)	1993-94
5.	454	Dave Krieg (4 games)	1992-93

### CHIEFS RECORD BOOK

#### MOST TOUCHDOWN PASSES, POSTSEASON, CAREER

1.	11	Patrick Mahomes (4 games)	2017-19
2.	9	Alex Smith (5 games)	2013-17
3.	7	Len Dawson (8 games)	1962-75
4.	6	Joe Montana (4 games)	1993-94
5t.	2	Steve DeBerg (3 games)	1988-91
	2	Dave Krieg (4 games)	1992-93
	2	Trent Green (2 games)	2001-06

### CHIEFS RECORD BOOK

#### MOST PASSES COMPLETED, POSTSEASON, CAREER

1.	120	Alex Smith (5 games)	2013-17
2.	107	Len Dawson (8 games)	1962-75
3.	89	Patrick Mahomes (4 games)	2017-19
4.	85	Joe Montana (4 games)	1993-94
5.	33	Dave Krieg (4 games)	1992-93

### CHIEFS RECORD BOOK

#### MOST PASS ATTEMPTS, POSTSEASON, CAREER

1.	188	Len Dawson (8 games)	1962-75
2.	185	Alex Smith (5 games)	2013-17
3.	142	Patrick Mahomes (3 games)	2017-19
4.	141	Joe Montana (4 games)	1993-94
5.	64	Dave Krieg (4 games)	1992-93

**MAHOMES SCRAMBLES TO THE ENDZONE:** QB Patrick Mahomes scored his second-career postseason rushing touchdown in Sunday's game on a 27-yard scramble. Mahomes scored a career tying high two



## AFC CHAMPIONSHIP GAME NOTES: TENNESSEE TITANS

rushing touchdowns in the regular season. He rushed for a team-high 53 yards and one rushing touchdown in Sunday's game.

**HILL FINDS THE ENDZONE TWICE:** WR Tyreek Hill recorded his first multi-touchdown game in the postseason against the Titans, scoring on eight- and 20-yard passes from QB Patrick Mahomes. Hill owns three career postseason touchdowns (two receiving, one rushing). With 67 receiving yards in Sunday's game, Hill now has 303 receiving yards and 25 receptions in the postseason, both ranking as the fourth-most in Chiefs postseason history. Hill finished the game with five receptions for 67 yards and two receiving touchdowns. With his two receiving touchdowns coming in the first half of Sunday's AFC Championship Game, Hill and TE Travis Kelce (three TDs in first half vs. Houston, 1/12/20) become the first pair of teammates to each record a playoff game with multiple first-half receiving touchdowns in a single postseason since Colts wide receivers Marvin Harrison and Brandon Stokley accomplished the feat in the 2003 NFL postseason.

### CHIEFS RECORD BOOK

#### MOST RECEIVING YARDS, POSTSEASON, CAREER

1.	589	Travis Kelce (8 games)	2013-19
2.	481	Otis Taylor (7 games)	1965-75
3.	363	J.J. Birden (8 games)	1990-94
4.	303	Tyreek Hill (6 games)	2016-19
5.	266	Keith Cash (6 games)	1992-96

### CHIEFS RECORD BOOK

#### MOST PASS RECEPTIONS, POSTSEASON, CAREER

1.	46	Travis Kelce (8 games)	2013-19
2t.	27	Otis Taylor (7 games)	1965-75
	27	J.J. Birden (8 games)	1990-94
4.	25	Tyreek Hill (6 games)	2016-19
5.	21	Keith Cash (6 games)	1992-96

**WILLIAMS RUSHES IN:** RB Damien Williams scored his third rushing touchdown of the 2019 postseason and fifth-career postseason rushing touchdown on a three-yard rush in Sunday's game. Williams owns four total touchdowns (three rushing, one receiving) in the 2019 postseason and eight total postseason touchdowns (five rushing, three receiving) with the Chiefs. His eight total touchdowns in the postseason are the most in team history, while his five rushing touchdowns in the postseason are also the most in franchise history. With 45 rushing yards in Sunday's game, Williams now owns 251 career postseason rushing yards, the second-most in Chiefs history. His 48 postseason points are the most in team annals. Williams finished the game with 17 rushes for 45 rushing yards and five receptions for 44 receiving yards with one rushing touchdown.

### CHIEFS RECORD BOOK

#### MOST TOUCHDOWNS, POSTSEASON, CAREER

1.	8	Damien Williams (4 games)	2018-19
2.	5	Travis Kelce (8 games)	2013-19
3t.	3	Marcus Allen (6 games)	1993-97
	3	Mike Garrett (6 games)	1966-70
	3	Knile Davis (3 games)	2013-16

### CHIEFS RECORD BOOK

#### MOST RUSHING TOUCHDOWNS, POSTSEASON, CAREER

1.	5	Damien Williams (4 games)	2018-19
2t.	3	Marcus Allen (6 games)	1993-97
	3	Mike Garrett (6 games)	1966-70

### CHIEFS RECORD BOOK

#### MOST RUSHING YARDS GAINED, POSTSEASON, CAREER

1.	386	Marcus Allen (6 games)	1993-97
2.	251	Damien Williams (4 games)	2018-19
2.	208	Wendell Hayes (5 games)	1968-74
4.	197	Barry Word (4 games)	1990-92
5.	186	Mike Garrett (6 games)	1966-70

### CHIEFS RECORD BOOK

#### MOST POINTS, POSTSEASON, CAREER

1.	48	Damien Williams (4 games – 8 TDs)	2018-19
2.	37	Nick Lowery (8 games – 8 FGs, 13 PATs)	1980-93
3.	35	Jan Stenerud (5 games – 9 FGs, 8 PATs)	1967-79
4.	31	Harrison Butker (5 games – 3 FGs, 22 PATs)	2017-19
5.	30	Travis Kelce (8 games – 5 TDs)	2018-19

**WATKINS HAULS IN LONG TOUCHDOWN:** WR Sammy Watkins hauled in a 60-yard touchdown pass from QB Patrick Mahomes, marking his first-career postseason touchdown. Watkins notched is second-career 100-yard receiving postseason game Sunday, logging 114 receiving yards on seven receptions. His 114 receiving yards ties his postseason single-game high (114 vs. New England, 1/20/19). He joins TE Travis Kelce as the only other Chiefs player in franchise history to record multiple 100-yard receiving games.

**KPASSAGNON TAKES DOWN TANNEHILL TWICE:** DE Tanoh Kpassagnon recorded his first-career postseason sacks in Sunday's game, taking down Titans QB Ryan Tannehill for a losses of eight and two yards. He finished the game with two solo tackles for loss, two quarterback hits and one pass defended in addition to his 2.0 sacks.

**CLARK SACKS TANNEHILL:** DE Frank Clark took down Titans QB Ryan Tannehill for a loss of 17 yards in Sunday's game, marking his fourth sack of the 2019 postseason. Clark's 4.0 sacks with the Chiefs in the postseason are tied for the fourth-most in franchise history with LB Justin Houston. Clark finished Sunday's game with four tackles (one solo), one tackle for loss and one quarterback hit in addition to his sack.

### CHIEFS RECORD BOOK

#### MOST SACKS, POSTSEASON, CAREER

1t.	6.5	Derrick Thomas (10 games)	1989-99
	6.5	Neil Smith (9 games)	1988-96
3.	5.0	Aaron Brown (6 games)	1966-72
4t.	4.0	Frank Clark (2 games)	2019
	4.0	Justin Houston (7 games)	2011-19
6.	3.0	Albert Lewis (6 games)	1983-93

**COLQUITT SETS CHIEFS POSTSEASON RECORD:** With his appearance in Sunday's game, P Dustin Colquitt has played in 11 career postseason games with Kansas City, the most in franchise history. He punted three times for 122 yards (40.7 gross, 31.0 net). Colquitt owns the most punts in the postseason and the top punting average in team history for punters with at least 20 postseason punts with 1,838 punting yards on 41 punts, good for a 44.8 average.

### CHIEFS RECORD BOOK

#### MOST GAMES PLAYED, POSTSEASON, CAREER

1.	11	Dustin Colquitt	2005-19
2.	10	John Alt	1984-96
		Tim Grunhard	1990-00
		Dave Szott	1990-00
		Derrick Thomas	1989-99

### CHIEFS RECORD BOOK

#### MOST PUNTS, POSTSEASON, CAREER

1.	41	Dustin Colquitt (11 games)	2005-19
2.	39	Jerrel Wilson (7 games)	1963-77
3.	38	Bryan Barker (7 games)	1990-93
4.	11	Louie Aguiar (3 games)	1994-98

### CHIEFS RECORD BOOK



#### HIGHEST PUNTING AVERAGE, POSTSEASON, CAREER (20 PUNTS)

1.	44.8	Dustin Colquitt (11 games: 1,838-41)	2005-19
2.	44.6	Jerrel Wilson (7 games: 1,693-39)	1963-77
3.	42.4	Bryan Barker (7 games: 1,613-38)	1990-93



**CHIEFS SCORING POSTSEASON POINTS:** With 35 points in Sunday's game, the Chiefs become the first team since the 2017 Philadelphia Eagles to score at least 35 points in multiple playoff games in a single postseason run. The last team to accomplish the feat prior to the 2017 Eagles was the 2003 Indianapolis Colts.



## 2019 CHIEFS FINAL TEAM STATS & RANKINGS

CATEGORY	TOTAL		
Total Offense	379.2	2nd	6th
Rush Offense	98.1	11th	23rd
Pass Offense	281.1	1st	5th
Total Defense	349.6	9th	17th
Rush Defense	128.2	12th	26th
Pass Defense	221.4	7th	8th
Points/Game	28.2	2nd	5th
Opp. Pts./Game	19.3	5th	7th

## 2019 CHIEFS FINAL INDIVIDUAL STATS & RANKINGS

CATEGORY	PLAYER	TOTAL		
Scoring (NK)	Hardman / Hill	42	T-15th	T-37th
Rushing Yards	Dam. Williams	498	19th	39th
Pass. Rating	Mahomes	105.3	3rd	7th
Receptions	Kelce	97	4th	8th
Rec. Yards	Kelce	1,229	1st	4th
Interceptions	Mathieu	4	T-9th	T-13th
Punting Avg.	Colquitt	44.3	15th	27th
Punt Ret. Avg.	Hardman	9.3	11th	16th
KO Ret. Avg.	Hardman	26.1	3rd	5th
Sacks	Jones	9.0	T-10th	T-22nd



## CHIEFS ALL-TIME VS. AFC WEST OPPONENTS

OVERALL (REG. SEASON)			
Team	Record	Pct.	Longest Win Streak
Denver	65-54-0	.546	11 (1964-1969)
LA Chargers	63-55-1	.534	9 (2014-2018)
Oakland	65-52-2	.555	9 (2003-2007)

AT HOME (REG. SEASON)			
Team	Record	Pct.	Longest Win Streak
Denver	40-19-0	.678	14 (1960-1973)
LA Chargers	36-24-0	.600	7 (1997-2003)
Oakland	35-24-1	.592	10 (1989-1998)

ON THE ROAD (REG. SEASON)			
Team	Record	Pct.	Longest Win Streak
Denver	25-35-0	.417	5 (2015-Current, 1965-1969)
LA Chargers	27-31-1	.466	6 (1972-1977)
Oakland	30-28-1	.517	7 (2003-2009)

## AFC WEST STANDINGS

Team	W	L	Pct.	PF	PA	Streak
z - Kansas City Chiefs	12	4	.750	451	308	Won 6
Denver Broncos	7	9	.438	282	316	Won 2
Oakland Raiders	7	9	.438	313	419	Lost 1
Los Angeles Chargers	5	11	.313	337	345	Lost 3

## CHIEFS 2019 SCHEDULE

Date	Opponent	Time	Network
Sun, Sept. 8	at Jacksonville Jaguars	Noon	W, 40-26
Sun, Sept. 15	at Oakland Raiders	3:05 p.m.	W, 28-10
Sun, Sept. 22	Baltimore Ravens	Noon	W, 33-28
Sun, Sept. 29	at Detroit Lions	Noon	W, 34-30
Sun, Oct. 6	Indianapolis Colts	7:20 p.m.	L, 19-13
Sun, Oct. 13	Houston Texans	Noon	L, 31-24
Thurs, Oct. 17	at Denver Broncos	7:20 p.m.	W, 30-6
Sun, Oct. 27	Green Bay Packers	7:20 p.m.	L, 31-24
Sun, Nov. 3	Minnesota Vikings	Noon	W, 26-23
Sun, Nov. 10	at Tennessee Titans	Noon	L, 35-32
Mon, Nov. 18	at LA Chargers (Mex)	7:15 p.m.	W, 24-17
Sun, Nov. 24	BYE WEEK	-----	-----
Sun, Dec. 1	Oakland Raiders	3:25 p.m.	W, 40-9
Sun, Dec. 8	at New England Patriots	3:25 p.m.	W, 23-16
Sun, Dec. 15	Denver Broncos	Noon	W, 23-3
Sun, Dec. 22	at Chicago Bears	7:20 p.m.	W, 26-3
Sun, Dec. 29	LA Chargers	Noon	W, 31-21

### AFC Divisional Playoffs

Sun, Jan. 12	Houston Texans	2:05 p.m.	W, 51-31
--------------	----------------	-----------	----------

### AFC Championship Game

Sun, Jan. 19	Tennessee Titans	2:05 p.m.	W, 35-24
--------------	------------------	-----------	----------

### Super Bowl LIV

Sun, Feb. 2	San Francisco 49ers	5:30 p.m.	TBD
-------------	---------------------	-----------	-----

## MCCULLOUGH'S AMAZING STORY

Kansas City Chiefs Running Backs Coach Deland McCullough was featured on ESPN's E:60, highlighting his inspirational journey to discovering his birth parents.

The feature, which aired on Sunday, Sept. 2, 2018, documents the life of McCullough, who was adopted at birth, and his search for his biological parents that spanned more than 40 years. That alone makes for a powerful story, but as it turns out, McCullough was already plenty familiar with his biological father – a man he had known since he was a kid, a man that was a mentor and father-figure who goes by the name of Sherman Smith. It's a story that defies the odds as his father was unaware that he had a son, but still served as an instrumental figure throughout McCullough's life.

"If you would have told me to pick who my father was, there's no way I would have picked him because I might have thought I wasn't worthy for him to be my father," McCullough said. "I felt like my blessings came full circle because I'd always wanted to be somebody like him."





## 2020 OPPONENTS AND DRAFT ORDER

The opponents for all 2020 regular-season games have been determined. The scheduling formula implemented in 2002 with realignment guarantees that all teams play each other on a regular, rotating basis. Below is a look at Kansas City's home and away opponents.

**Home:** Denver Broncos, Raiders, Los Angeles Chargers, Atlanta Falcons, Carolina Panthers, Houston Texans, New England Patriots, New York Jets.

**Away:** Denver Broncos, Raiders, Los Angeles Chargers, Baltimore Ravens, Buffalo Bills, Miami Dolphins, New Orleans Saints, Tampa Bay Buccaneers.

### 2020 Draft Order (As of 1/23/20)

1. Cincinnati Bengals	17. Dallas Cowboys
2. Washington Redskins	18. Pittsburgh Steelers (MIA)
3. Detroit Lions	19. Chicago Bears (Raiders)
4. New York Giants	20. Los Angeles Rams (JAX)
5. Miami Dolphins	21. Philadelphia Eagles
6. Los Angeles Chargers	22. Buffalo Bills
7. Carolina Panthers	23. New England Patriots
8. Arizona Cardinals	24. New Orleans Saints
9. Jacksonville Jaguars	25. Minnesota Vikings
10. Cleveland Browns	26. Houston Texans (MIA)
11. New York Jets	27. Seattle Seahawks
12. Raiders	28. Baltimore Ravens
13. Indianapolis Colts	29. Tennessee Titans
14. Tampa Bay Buccaneers	31. Green Bay Packers
15. Denver Broncos	30. <b>Kansas City Chiefs*</b>
16. Atlanta Falcons	32. San Francisco 49ers*

\*Subject to Playoffs



## SUGGS MOVES UP THE RANKS

In the Week 17 matchup against the Los Angeles Chargers, DE Terrell Suggs recorded his first sack in a Chiefs uniform. Since entering the league in 2003, Suggs has recorded 139.0 sacks, ranking him eighth among all-time sack leaders.

### ALL-TIME SACK LEADERS

Rk.	Name	Sacks	Years
1.	Bruce Smith*	200	1985-2003 (19)
2.	Reggie White*	198	1985-2000 (15)
3.	Kevin Greene*	160	1985-1999 (15)
4.	Julius Peppers	159.5	2002-2018 (17)
5.	Chris Doleman*	150.5	1985-1999 (15)
6.	Michael Strahan*	141.5	1993-2007 (15)
7.	Jason Taylor	139.5	1997-2011 (15)
8.	<b>Terrell Suggs</b>	<b>139</b>	<b>2003-2019 (17)</b>
9.	DeMarcus Ware	138.5	2005-2016 (12)
10.	Richard Dent*	137.5	1983-1997 (15)
	John Randle	137.5	1990-2003 (14)

\* Denotes Pro Football Hall of Famer

## 2020 CHIEFS PRO BOWL PLAYERS & AWARDS

The National Football League announced on Dec. 17, that six members of the Chiefs were selected to participate in the 2020 NFL Pro Bowl.

**Frank Clark (Defensive End) – 1st Nomination**  
**Mecole Hardman (Returner) – 1st Nomination**  
**Tyreek Hill (Wide Receiver) – 4th Nomination**  
**Chris Jones (Defensive Tackle) – 1st Nomination**  
**Travis Kelce (Tight End) – 5th Nomination**  
**Patrick Mahomes (Quarterback) – 2nd Nomination**

Chiefs FB Anthony Sherman, S Tyrann Mathieu, K Harrison Butker, P Dustin Colquitt and T Mitchell Schwartz were named alternates.

The 2020 Pro Bowl returns to Camping World Stadium in Orlando, Florida. The NFL is the only sports league that combines voting by fans, coaches and players to determine its all-star teams.

### 2019 Awards

Throughout the 2019 regular season, five Chiefs players earned a combined nine awards including QB Patrick Mahomes, K Harrison Butker and S Tyrann Mathieu who earned player of the month honors.

Name	Award
Patrick Mahomes	Week 2 Fedex Air Player of the Week Week 3 Fedex Air Player of the Week Week 2 AFC Offensive Player of the Week September AFC Offensive Player of the Month
Dustin Colquitt	Week 7 NFLPA Community MVP
Harrison Butker	Week 9 AFC Special Teams Player of the Week November Special Teams Player of the Month
Mecole Hardman	Week 17 AFC Special Teams Player of the Week
Tyrann Mathieu	December AFC Defensive Player of the Month

## FIVE NAMED TO NFL'S TOP 100 ALL-TIME TEAM

In celebration and honor of the NFL's 100<sup>th</sup> season, the National Football League selected a blue-ribbon panel consisting of former players, league personnel and media members to vote on the best 100 players to play the game over the last 100 years of professional football. The Kansas City Chiefs, who did not join the National Football League until the 1970 AFL-NFL Merger, landed five players on the All-Time Team.. LB Bobby Bell (1983), DT Buck Buchanan (1990), LB Willie Lanier (1986), K Jan Stenerud (1991) and TE Tony Gonzalez (2019) headlined a Chiefs class that was named to the NFL's 100<sup>th</sup> Anniversary All-Time Team.

Gonzalez was named to the NFL's 2000's All-Decade Team and his 14 career Pro Bowl selections tie for the most by a single player in NFL history. Lanier and Stenerud were named to the NFL's 75<sup>th</sup> Anniversary Team in 1994, while Bell was named to the NFL's 1970's All-Decade Team and was voted NFL Defensive Player of the Year in 1969.

Bell, Buchanan, Lanier and Stenerud were members of the club's Super Bowl IV team, who defeated the Minnesota Vikings to claim the franchise's first Super Bowl victory. Super Bowl IV served as the final AFL-NFL World Championship Game and the Chiefs' final game as members of the AFL. QB Joe Montana and C Mike Webster, who spent time towards the end of their careers on the Kansas City Chiefs, were also named to the NFL's 100<sup>th</sup> Anniversary All-Time Team.






## THE BEST IN CHIEFS HISTORY

Now in his seventh season as head coach in Kansas City, Andy Reid is the club's third-longest tenured head coach trailing only Pro Football Hall of Fame Coach Hank Stram (15 years) and Marty Schottenheimer (10 years). In his first seven seasons as Head Coach of the Chiefs, Reid has coached the team to a 77-35 record in 112 regular season games. His 68.6 winning percentage is the top mark in franchise history for any coach in his first seven seasons leading the club. Marty Schottenheimer is second on that list, leading his Chiefs teams to a 60-35-1 (63.0%) record in his first six seasons. In Reid's 112 total games with the Chiefs, he has registered a 41-15 (73.2%) record at home and a 36-20 (64.3%) record on the road.

### MOST REGULAR SEASON WINS, FIRST 7 YEARS WITH CHIEFS

Rk.	Name	Yr. 1	Yr. 2	Yr. 3	Yr. 4	Yr. 5	Yr. 6	Yr. 7	Tot. Rec.	Pct.
1.	Reid	11-5	9-7	11-5	12-4	10-6	12-4	12-4	77-35	.686
2.	Schottenheimer	8-7-1	11-5	10-6	10-6	11-5	9-7	13-3	72-39-1	.647
3.	Vermeil	6-10	8-8	13-3	7-9	10-6	--	--	44-36	.550
4.	Stram	8-6	6-8	11-3	5-7-2	7-7	7-5-2	11-2-1	55-38-5	.587

Amongst active NFL head coaches with their current team, Reid is the eighth-longest tenured coach and his 68.6 regular season win percentage is second only to NE's Bill Belichick (74.1%) amongst head coaches with at least three seasons at the helm.



## HE WINS AT HOME AND ON THE ROAD

No matter where his team is playing, home or away, Chiefs Head Coach Andy Reid is consistent. Through 21 seasons and 336 games, Coach Reid has a similar record on the road as he does at home.

Home Record	Road Record	Total
106-62 (.631)	101-66-1 (.604)	207-128-1 (.618)

## KEYS TO SUCCESS

During the 2018 season, Kansas City had 539 successful plays out of 988 overall attempts for a 54.6 percent success rate on offense, which ranked tied for second in the National Football League. The Chiefs continued the trend in 2019, ranking fourth in the AFC for percentage of successful plays.

### 2019 AFC LEADERS SUCCESSFUL PLAYS

Rk.	Team	Successful Play Pct.
1.	BAL	54.4%
2.	OAK	51.9%
3.	HOU	51.3%
4.	KC	51.2%
5.	LAC	49.8%

## HIGH EFFICIENCY

The Chiefs offense under Reid has been efficient in producing quality yardage with their time of possession. Last season, the Kansas City offense led the league with an average of 6.84 yards per play, 1.24 yards greater than the league average. The Chiefs offense finished 2019 ranked second in the NFL (first in the AFC) in yards per play.

### 2019 NFL LEADERS. YARDS PER PLAY

Rk.	Team	Off. Yds/Play
1.	DAL	6.46
2.	KC	6.22
3.	BAL	6.13
4.	TEN	6.12
5.	SF	6.02

## CHIEFS ASSISTANT COACHES

### OFFENSIVE STAFF

**Eric Bieniemy**  
Offensive Coordinator

**Joe Bleymaier**  
Pass Game Analyst/Assistant Quarterbacks

**Andy Heck**  
Offensive Line

**Mike Kafka**  
Quarterbacks

**Greg Lewis**  
Wide Receivers

**Corey Mattheai**  
Assistant Offensive Line

**Deland McCullough**  
Running Backs

**Tom Melvin**  
Tight Ends

**David Girardi**  
Offensive Quality Control

### DEFENSIVE STAFF

**Steve Spagnuolo**  
Defensive Coordinator

**Matt House**  
Linebackers

**Brendan Daly**  
Run Game Coordinator/Defensive Line

**Britt Reid**  
Linebackers/Outside Linebackers

**Dave Merritt**  
Defensive Backs

**Sam Madison**  
Defensive Backs/Cornerbacks

**Terry Bradden**  
Defensive Quality Control

**Alex Whittingham**  
Defensive Quality Control

**Connor Embree**  
Defensive Assistant

### SPECIAL TEAMS STAFF

**Dave Toub**  
Assistant Head Coach/Special Teams Coordinator

**Rod Wilson**  
Assistant Special Teams

### MISCELLANEOUS

**Barry Rubin**  
Head Strength and Conditioning

**Travis Crittenden**  
Assistant Strength and Conditioning

**Ryan Reynolds**  
Assistant Strength and Conditioning

**Greg Carbin**  
Assistant Strength and Conditioning

**Mike Frazier**  
Statistical Analysis Coordinator

**Porter Ellett**  
Senior Assistant to Head Coach



**2019 CHIEFS OFFENSIVE RANKINGS**

Category	NFL Rank	Value
10 Play Drives	T-5th	31 drives
Pct. of 1st Down Plays for 4+ Yards	9th	49.8%
Avg. Yards on 1st Downs	2nd	6.43 yards
1st and Goal Inside 5 Yard Giveaways	T-1st	0 giveaways
3 and Out Pct.	2nd	12.8%
3rd Down Conversion Pct.	1st	47.6%
3rd and 4th and 1 Conversion Pct.	9th	72.4%
3rd and 1 Conversion Pct.	4th	77.3%
3rd and >6 Conversion Pct.	3rd	33.3%
3rd and 4-6 Yard Conversion Pct.	1st	62.5%
4th Down Conversion Pct.	5th	60.0%
4th and >6 Yard Conversion Pct.	6th	50.0%
Avg. Margin of Victory	9th	13.83 points
Passer Rating in Blitz Situations	2nd	127.91 rating
Points on 1st Offensive Possession	T-2nd	54 points
20+ Yard Completions	7th	59 completions
Pct. of Dropped Passes	6th	4.0%
Field Goal Percentage	6th	89.5%
Avg. Starting Field Position - Away	6th	30.2 yard line
Total First Downs	6th	350 first downs
Giveaway Points Allowed	8th	50 points
Total Giveaways	T-3rd	15 giveaways
Goal-to-Go Giveaways	T-1st	0 giveaways
Kickoff Return Average	6th	25.1 yards
Pct. of 20+ Yard Kickoff Returns	6th	70.3%
Misc. Touchdowns Scored	T-6th	4 touchdowns
Net Passing Yards Per Game	5th	281.1 yards
Offensive Points Scored	5th	421 points
Offensive Scoring Efficiency	2nd	48.8%
Opp. Interception Returns of 20+ Yds	T-1st	0 returns
Opp. Takeaways	T-3rd	15 takeaways
Passer Rating	5th	104.4 rating
Yards Per Game	6th	379.2 yards
Passing First Downs Made	9th	211 first downs
Yards After Catch	1st	2,209 yards
Pct. of 1st Down Pass Plays of 4+ Yds	6th	56.7%
Passer Rating on Attempts 21+ Air Yds	2nd	119.8 rating
Plays of 10+ Yards	9th	221 plays
Plays of 20+ Yards	T-6th	69 plays
Punt Returns of 20+ Yards	T-6th	2 returns
Points on Drives of <4 Plays	T-6th	55 points
Turnover Pct. on Drives of <4 Plays	T-4th	3.0%
Red Zone 3rd Down Conversion Pct.	10th	41.9%
Red Zone Giveaways	T-10th	2 giveaways
Rushing Plays of 50+ Yards	T-7th	2 rushes
Total Points Scored	5th	451 points
Scoring Differential	4th	+143 points
Points Scored Outside the Red Zone	1st	179 points
Offensive Touchdowns	T-7th	46 touchdowns
Drives Starting Inside Opp. 20-Yd Line	T-10th	3 drives
Successful Play Pct.	7th	51.2%
Total Takeaways	T-10th	23 takeaways
Times Sacked	T-3rd	25 sacks
Points Per Game	5th	28.2 points
Total Points in Last 8 Games	6th	225 points
Touchdown Drives	T-7th	46 drives
Turnover Differential	T-7th	+8
Yards Per Game	6th	379.2 yards
Yards Per Play	2nd	6.22 yards

**2019 CHIEFS DEFENSIVE RANKINGS**

Category	NFL Rank	Value
Takeaways w/ Opp. 1st and G Inside 5	T-1st	2 takeaways
Avg. Margin of Defeat	2nd	5.75 points
Avg. Opp. Starting Position After Kickoff	6th	24.2 yard line
Opp. Passer Rating in Blitz Situations	4th	74.53 rating
Opp. Points on 1st Poss. of 2nd Half	4th	23 points
Opp. Possessions	2nd	164 possessions
Goal-to-Go Takeaways	1st	4 takeaways
Opp. Passer Rating Inside the 30	2nd	78.4 rating
Opp. Misc. Touchdowns Allowed	T-6th	1 touchdown
Offensive Points Allowed to Opponent	9th	302 points
Opp. Avg. Starting Field Position	7th	27.0 yard line
Opp. Avg. Starting Field Pos. - Away	7th	26.4 yard line
Opp. Kickoff Returns of 20+ Yards Pct.	3rd	43.2%
Opp. Yards Lost on Negative Plays	10th	-445 yards
Opp. Punt Returns of 20+ Yards	T-1st	0 returns
Opp. Red Zone 3rd Down Conv. Pct.	6th	30.3%
Opp. Offensive Touchdowns Allowed	T-10th	35 touchdowns
Opp. Two-Point Conversion Pct.	T-8th	33.3%
Opp. Yards per Play in Red Zone	10th	2.62 yards
Opp. 1st and Goal Inside 5 TD Pct.	T-4th	69.2%
Opp. 3rd and 1 Yard Conversion Pct.	3rd	54.5%
Opp. 3rd and >6 Conversion Pct.	6th	21.6%
Opp. 3rd and 4-6 Yard Conversion Pct.	7th	39.0%
Opp. 4th and >6 Conversion Pct.	T-1st	0.0%
Opp. Completions of 20+ Yards	T-8th	46 completions
Opp. Goal-to-Go TD Efficiency	7th	62.1%
Opp. TD Efficiency Inside the 30	10th	43.7%
Opp. Red Zone Touchdown Efficiency	T-9th	50.9%
Opp. Points Outside the Red Zone	4th	58 points
Opp. 1st and Goal Inside the 5 Drives	T-8th	13 drives
Opp. Kickoff Return Average	4th	19.6 yards
Opp. Kickoff Touchback Percentage	2nd	46.4%
Opp. Net Passing Yards per Game	8th	221.4 yards
Opp. Pass Rtg. on Atts. 21+ Air Yards	4th	60.7 rating
Opp. Plays of 20+ Yards	T-10th	55 plays
Opp. Plays of 20+ Yards (past 8 games)	T-7th	26 plays
Opp. Punt Return Avg.	3rd	4.7 yards
Opp. Gross Punting Avg.	6th	43.8 yards
Opp. Total Points Scored	7th	308 points
Opp. Touchdown Drives Allowed	T-10th	35 drives
Opp. Passer Rating	5th	80.8 rating
Opp. Passer Rating on 1st Down	4th	80.2 rating
Opp. Passer Rating on 2nd Down	5th	79.9 rating
Opp. Penalties Accepted	T-7th	116 penalties
Opp. Points on 1st Poss. of 2nd Half	4th	23 points
Opp. Points Scored at End of Half	9th	43 points
Opp. Red Zone Successful Play Pct.	6th	40.1%
Red Zone Takeaways	T-1st	6 takeaways
Opp. Drives Starting Inside KC 20	T-9th	2 drives
Opp. Drives Starting Inside KC 50	T-5th	13 drives
Total Takeaways	T-10th	23 takeaways
Total Points Allowed	7th	308 points
Total Points Allowed (past 8 games)	T-2nd	127 points



## HEAD COACH ANDY REID NOTES



### REID CAREER HIGHLIGHTS

- Career record of 207-128-1 in the regular season, as well as a 14-14 postseason record. Reid's 221 combined wins rank sixth-most in NFL history and second among active coaches in regular season and postseason wins. He has defeated all 32 NFL teams as a head coach. Reid owns a .618 regular season winning percentage.

- His 77 regular season wins in his first seven seasons with Kansas City are more than any other head coach in franchise history in their initial seven seasons. The Chiefs won four-straight AFC West titles in 2016, 2017, 2018 and 2019 for the first time in franchise history. KC finished with a 12-4 record for the second year in a row, earning the number one seed in the AFC Playoffs in 2018 and the number two seed in 2019. The Chiefs defeated the Colts, 31-13, on Jan. 12, 2019 to advance to the AFC title game in 2018. The Chiefs defeated the Texans, 51-31, on Jan. 12, 2020 to advance and host the AFC title game for the second year in a row for the first time in franchise history. KC defeated the Titans on Jan. 19 to advance to Super Bowl LIV.

- The Chiefs finished 12-4 in 2016, earning the number two seed and a first-round bye in the playoffs. Reid guided Kansas City to its first playoff win in 22 years in 2015. The club finished 11-5 after a 1-5 start, the greatest turnaround in a single season in NFL history.

- The 2013 Chiefs, led by Head Coach Andy Reid, orchestrated the greatest single-season turnaround in franchise history after an 11-5 finish. In 2012, the team finished 2-14, a +9 turnaround in his first season with the club. During Reid's 14 seasons in Philadelphia, his teams made the postseason nine times, which ranked third in the NFL behind Indianapolis' 12 and New England's 10.

- Including his time as an assistant coach, Reid's teams have now made 23 playoff appearances, as well as four Super Bowl appearances after playing in a combined eight NFC Championships and two AFC Championships. He has three career Super Bowl appearances and won Super Bowl XXXI as an assistant in Green Bay. Reid owns three NFC titles and 12 division titles in his career dating back to his days as an assistant. He mentored Hall of Fame quarterback Brett Favre while with the Packers along with QB Donovan McNabb with the Eagles.

### REID VIA THE NFL DRAFT - HIS 1ST ROUND PICKS

Chiefs Head Coach Andy Reid has had 16 first-round selections as a head coach in the NFL. Prior to 2013, Reid's team selected as high as second overall (1999) and as late as 31st overall (2005) in the first round.

Yr.	No. (Overall)	Selection (School)
1999	2	QB Donovan McNabb (Syracuse)
2000	6	DT Corey Simon (Florida State)
2001	25	WR Freddie Mitchell (UCLA)
2002	26	CB Lito Sheppard (Florida)
2003	15	DE Jerome McDougle (Miami)
2004	16	T Shawn Andrews (Arkansas)
2005	31	DT Mike Patterson (Southern California)
2006	14	DT Brodrick Bunkley (Florida State)
2007	--	No First-Round Selection
2008	--	No First-Round Selection
2009	19	WR Jeremy Maclin (Missouri)
2010	13	DE Brandon Graham (Michigan)
2011	21	G Danny Watkins (Baylor)
2012	12	DT Fletcher Cox (Mississippi State)
2013 (KC)	1	T Eric Fisher (Central Michigan)
2014	23	LB Dee Ford (Auburn)
2015	18	CB Marcus Peters (Washington)
2016	--	No First-Round Selection
2017	10	QB Patrick Mahomes (Texas Tech)
2018	--	No First-Round Selection
2019	--	No First-Round Selection

### REID'S COACHING TREE

Throughout his time in the NFL, Andy Reid has constructed quality coaching staffs to assist him. A number of those assistants have since gone on to coordinator or head coaching responsibilities for other NFL franchises. Below is a list of notable coaches who have come from Andy Reid's Philadelphia or Kansas City staffs.

Coach	Team	Years	Position/Former Position
John Harbaugh	BAL	2008-present	Head Coach
Ron Rivera	WAS	2020-present	Head Coach
Doug Pederson	PHI	2016-present	Head Coach
Sean McDermott	BUF	2017-present	Head Coach
Matt Nagy	CHI	2018-present	Head Coach
Pat Shurmur	TBD	2018-2019	Former NYG HC
Leslie Frazier	BUF	2018-present	Former MIN HC
Brad Childress	CHI	2018-present	Former MIN HC
Steve Spagnuolo	KC	Hired in 2019	Former STL HC
Todd Bowles	TB	Hired in 2019	Former NYJ HC

### ANDY REID'S HEAD COACHING RECORD

Year	Reg. Season	Pct.	Postseason	Overall	Result
1999	5-11	.313	0-0	5-11	5th in NFC East
2000	11-5	.688	1-1	12-6	2nd in NFC East; reached divisional playoffs
2001	11-5	.688	2-1	13-6	1st in NFC East; reached NFC Championship Game
2002	12-4	.750	1-1	13-5	1st in NFC East; reached NFC Championship Game
2003	12-4	.750	1-1	13-5	1st in NFC East; reached NFC Championship Game
2004	13-3	.813	2-1	15-4	1st in NFC East; reached Super Bowl XXXIX
2005	6-10	.375	0-0	6-10	4th in NFC East
2006	10-6	.625	1-1	11-7	1st in NFC East; reached divisional playoffs
2007	8-8	.500	0-0	8-8	4th in NFC East
2008	9-6-1	.594	2-1	11-7-1	2nd in NFC East; reached NFC Championship Game
2009	11-5	.688	0-1	11-6	2nd in NFC East; reached wild card round
2010	10-6	.625	0-1	10-7	1st in NFC East; reached wild card round
2011	8-8	.500	0-0	8-8	2nd in NFC East
2012	4-12	.250	0-0	4-12	4th in NFC East
2013	11-5	.688	0-1	11-6	2nd in AFC West; reached wild card round
2014	9-7	.563	0-0	9-7	2nd in AFC West
2015	11-5	.688	1-1	12-6	2nd in AFC West; reached divisional playoffs
2016	12-4	.750	0-1	12-5	1st in AFC West; reached divisional playoffs
2017	10-6	.625	0-1	10-7	1st in AFC West; reached wild card round
2018	12-4	.750	1-1	13-5	1st in AFC West; reached AFC Championship Game
2019	12-4	.750	2-0	14-4	1st in AFC West; TBD
<b>TOTALS</b>	<b>207-128-1</b>	<b>.618</b>	<b>14-14</b>	<b>221-142-1</b>	<b>15 Playoff Berths, 10 Div. Titles, 1 NFC Title, 1 AFC Title</b>



## REID AS A HEAD COACH VS. THE NFL

Below is Chiefs Head Coach Andy Reid's record against the NFL as a head coach. He is 207-128-1 in the regular season, as well as 14-14 in the post-season. Reid has 221 total career wins as a head coach.

Opponent	Reg. Season	Postseason	Total
vs. Denver Broncos	10-6	0-0	10-6
vs. Kansas City Chiefs	3-0	0-0	3-0
vs. Oakland Raiders	13-4	0-0	13-4
vs. Los Angeles Chargers	13-4	0-0	13-4
<b>vs. AFC West</b>	<b>39-14</b>	<b>0-0</b>	<b>39-14</b>
vs. Baltimore Ravens	5-1	0-0	5-1
vs. Cincinnati Bengals	2-3-1	0-0	2-3-1
vs. Cleveland Browns	7-0	0-0	7-0
vs. Pittsburgh Steelers	4-5	0-1	4-6
<b>vs. AFC North</b>	<b>18-9-1</b>	<b>0-1</b>	<b>18-10-1</b>
vs. Houston Texans	6-2	2-0	8-2
vs. Indianapolis Colts	2-5	1-1	3-6
vs. Jacksonville Jaguars	5-2	0-0	5-2
vs. Tennessee Titans	1-7	1-1	2-8
<b>vs. AFC South</b>	<b>14-16</b>	<b>4-2</b>	<b>18-18</b>
vs. Buffalo Bills	5-3	0-0	5-3
vs. Miami Dolphins	5-1	0-0	5-1
vs. New England Patriots	4-4	0-3	4-7
vs. New York Jets	5-1	0-0	5-1
<b>vs. AFC East</b>	<b>19-9</b>	<b>0-3</b>	<b>19-12</b>
vs. Dallas Cowboys	18-12	0-1	18-13
vs. New York Giants	16-14	2-1	18-15
vs. Washington Redskins	19-11	0-0	19-11
vs. Philadelphia Eagles	2-0	0-0	2-0
<b>vs. NFC East</b>	<b>55-37</b>	<b>2-2</b>	<b>57-39</b>
vs. Arizona Cardinals	6-7	0-1	6-8
vs. San Francisco 49ers	7-4	0-0	7-4
vs. Seattle Seahawks	4-4	0-0	4-4
vs. Los Angeles Rams	6-3	0-1	6-4
<b>vs. NFC West</b>	<b>23-18</b>	<b>0-2</b>	<b>23-20</b>
vs. Atlanta Falcons	7-3	2-0	9-3
vs. Carolina Panthers	5-2	0-1	5-3
vs. Tampa Bay Buccaneers	4-4	2-1	6-5
vs. New Orleans Saints	4-3	0-1	4-4
<b>vs. NFC South</b>	<b>20-12</b>	<b>4-3</b>	<b>24-15</b>
vs. Chicago Bears	6-5	1-0	7-5
vs. Detroit Lions	5-1	0-0	5-1
vs. Green Bay Packers	4-5	1-1	5-6
vs. Minnesota Vikings	4-2	2-0	6-2
<b>vs. NFC North</b>	<b>19-13</b>	<b>4-1</b>	<b>23-14</b>

## MOST OVERALL WINS; ACTIVE NFL HEAD COACHES

Andy Reid is one of five active NFL head coaches with over 130 victories. He has 221 overall wins and is one of four active coaches with 10 or more postseason victories (John Harbaugh has 10).

Rk.	Coach	Reg.	Post	Total
1.	Bill Belichick, NE/CLE	273	31	304
2.	<b>Andy Reid, KC/PHI</b>	<b>207</b>	<b>14</b>	<b>221</b>
3.	Pete Carroll, SEA/NYJ/NE	133	11	144
4.	Mike Tomlin, PIT	133	8	141
5.	Sean Payton, NO	131	8	139

Reid defeated the Tennessee Titans in 2013, giving him wins against all 32 NFL teams. He became only the sixth head coach in NFL history to accomplish that feat. Below is a look at all the coaches who have done it.

<b>Bill Belichick (NE)</b>	Bill Parcells (Retired)
Tony Dungy (Retired)	<b>Andy Reid (KC)</b>
Mike Shanahan (Retired)	John Fox (Retired)

## HEAD COACHES ALL-TIME WINS CHART

Rk.	Head Coach	Win Total
1.	Don Shula	347
2.	George Halas	324
3.	<b>Bill Belichick</b>	<b>304</b>
4.	Tom Landry	270
5.	Curly Lambeau	229
6.	<b>Andy Reid</b>	<b>221</b>
7.	Chuck Noll	209
8.	Marty Schottenheimer	205
9.	Dan Reeves	201
10.	Chuck Knox	193
11.	Bill Parcells	183
12.	Tom Coughlin	182
13t.	Jeff Fisher	178
	Mike Shanahan	178
15.	Mike Holmgren	174
16.	Joe Gibbs	171
17.	Paul Brown	170
18.	Bud Grant	168
19.	Bill Cowher	161
20.	Marv Levy	154
21.	Steve Owen	153
22.	Tony Dungy	148
23.	<b>Pete Carroll</b>	<b>144</b>
24t.	<b>Mike Tomlin</b>	<b>141</b>
	John Fox	141

- Playoffs Included

\* Bold Denotes Active NFL Coaches



## HEAD COACH ANDY REID'S RECORD WHEN...

- Scoring on opening drive: 100-33
- Scoring first: 135-45
- Leading at half: 170-32
- Leading after three quarters: 170-30
- Winning time of possession: 128-40-1
- Winning turnover battle: 130-31
- Out-rushing opponent: 127-51-1
- Out-passing opponent: 125-57-1
- Out-gaining opponent: 142-47-1
- 40%+ 3rd down conversions: 113-43
- 50%+ 3rd down conversions: 68-19
- Not throwing an INT: 118-47
- Having a 300-yard passer: 50-29-1
- Having a 100+ yard rusher: 58-29
- Having a 100+ yard receiver: 80-35
- Having two 100+ yard receivers: 10-16
- Having no turnovers: 63-30
- Scoring 20+ points: 180-47
- Scoring 30+ points: 94-16
- Rushing for 150+ yards: 61-26
- Having 20+ first downs: 127-50
- Not allowing a sack: 23-21
- Allowing two or fewer sacks: 137-60-1
- Recording 2+ INTs: 81-27
- Recording 3+ turnovers: 79-21
- Opp. less than 40% on 3rd down: 154-56-1
- Opp. less than 30% on 3rd down: 95-26-1
- Scoring a defensive TD: 51-19
- Recording 3+ sacks: 120-38-1
- Recording 5+ sacks: 48-16-1
- Allowing 17 or fewer points: 137-30-1
- Not allowing a 100-yard rusher: 171-89-1
- Not allowing a 100-yard receiver: 145-87
- Not allowing a 300-yard passer: 186-95-1
- Not allowing a rushing TD: 136-50-1
- Not allowing a passing TD: 61-27
- Not allowing an offensive TD: 35-13
- Having a KR or PR TD: 18-16



## CHIEFS GENERAL MANAGER BRETT VEACH



### QUICK FACTS ON CHIEFS GM BRETT VEACH

- Brett Veach was named the seventh general manager in Kansas City Chiefs history on July 10, 2017. Veach is in his third season as an NFL general manager and his 13th year in the National Football League. Prior to being elevated, he previously served as the Chiefs Co-Director of Player Personnel.
- In his first three seasons as the GM, Veach helped the team earn AFC West titles in 2017, 2018 and 2019, as well as the number one seed in the AFC in 2018 and number two seed in 2019. The Chiefs defeated the Colts, 31-13, to advance to the AFC title game in 2018. KC defeated the Texans, 51-31, to advance and host the AFC title game for the second year in a row in 2019. The Chiefs defeated the Titans on Jan. 19, to advance to Super Bowl LIV.
- Veach reports directly to Chiefs Chairman & CEO Clark Hunt, who had this to say upon hiring him; "Brett has a sharp football mind, a tremendous work ethic and a keen eye for finding talent. He's played a critical role in building our football team."
- He is in his seventh season with the Chiefs after originally joining the club in 2013. He was promoted to Co-Director of Player Personnel prior to the 2015 season after serving two seasons as the club's Pro and College Personnel Analyst (2013-14).
- The Mount Carmel, Pennsylvania, native, served as a Southeast Regional Scout for the Philadelphia Eagles (2011-12) after originally joining Philadelphia's Player Personnel Department as a Pro and College Scout in 2010. Prior to entering the scouting department, Veach was the Assistant to Head Coach Andy Reid for three seasons in Philadelphia (2007-09).
- Before joining the Eagles, Veach was the Supervisor of Intercollegiate Athletic Events at his alma mater, the University of Delaware (2005-06). He was a four-year letterman as a wide receiver for the Blue Hens, catching 99 passes for 1,470 yards (14.8 avg.). He left Delaware as the school's all-time leader in kickoff return yards with 1,558 yards. He was a standout running back for Mount Carmel High School. Wife - Alison; Children - twin sons, Elijah and Wylan, and a daughter, Ella.

### VEACH IN THE NFL DRAFT AS PERSONNEL MAN

Since entering the NFL, Chiefs GM Brett Veach has been a part of personnel staffs that have drafted the below first-round picks.

Yr.	No. (Overall)	Selection (School)
2007 (PHI)	--	No First-Round Selection
2008	--	No First-Round Selection
2009	19	WR Jeremy Maclin (Missouri)
2010	13	DE Brandon Graham (Michigan)
2011	21	G Danny Watkins (Baylor)
2012	12	DT Fletcher Cox (Mississippi State)
2013 (KC)	1	T Eric Fisher (Central Michigan)
2014	23	LB Dee Ford (Auburn)
2015	18	CB Marcus Peters (Washington)
2016	--	No First-Round Selection
2017	10	QB Patrick Mahomes (Texas Tech)
2018	--	No First-Round Selection
2019	--	No First-Round Selection

### NOTABLE TRANSACTIONS

After being named the new GM of the Chiefs on July 10, 2017, Brett Veach immediately started making moves. In his time as a GM, Veach has made a number of significant moves that have contributed to KC's success.

Name	Date	How Acquired
LB Reggie Ragland	8/28/17	TR (BUF)
OL Cam Erving	8/30/17	TR (CLE)
K Harrison Butker	9/26/17	FA - 17
CB Kendall Fuller	3/14/18	TR (WAS)
WR Sammy Watkins	3/15/18	FA - 18
LB Anthony Hitchens	3/15/18	FA - 18
DT Xavier Williams	3/21/18	FA - 18
S Tyrann Mathieu	3/14/19	FA - 19
DE Emmanuel Ogbah	4/1/19	TR (CLE)
DE Frank Clark	4/24/19	TR (SEA)
LB Darron Lee	5/16/19	TR (NYJ)
RB LeSean McCoy	9/2/19	FA - 19
DE Terrell Suggs	12/16/19	FA - 19



### VEACH'S NFL RECORD

Year	Reg. Season	Pct.	Playoffs	Overall	Result
2007	8-8	.500	0-0	8-8	4th in NFC East
2008	9-6-1	.594	2-1	11-7-1	2nd in NFC East; Reached NFC Championship Game
2009	11-5	.688	0-1	11-6	2nd in NFC East; Reached Wild Card Playoffs
2010	10-6	.625	0-1	10-7	1st in NFC East; Reached Wild Card Playoffs
2011	8-8	.500	0-0	8-8	2nd in NFC East
2012	4-12	.250	0-0	4-12	4th in NFC East
2013	11-5	.688	0-1	11-6	2nd in AFC West; Reached Wild Card Playoffs
2014	9-7	.563	0-0	9-7	2nd in AFC West
2015	11-5	.688	1-1	12-6	2nd in AFC West; Reached Divisional Playoffs
2016	12-4	.750	0-1	12-5	1st in AFC West; Reached Divisional Playoffs
2017	10-6	.625	0-1	10-7	1st in AFC West; Reached Wild Card Playoffs
2018	12-4	.750	1-1	13-5	1st in AFC West; Reached AFC Championship Game
2019	12-4	.750	2-0	14-4	1st in AFC West; TBD
<b>TOTALS</b>	<b>127-80-1</b>	<b>.613</b>	<b>6-8</b>	<b>133-88-1</b>	<b>9 Playoff Appearances, 5 Div. Titles, 1 AFC Title</b>



## CHIEFS QUARTERBACK PATRICK MAHOMES



### MAHOMES STARTS HOT

Chiefs QB Patrick Mahomes earned the NFL's MVP award in 2018. His 50 TD passes in 2018 tied for the second-best mark in NFL history.

#### MOST TD PASSES SINGLE SEASON

Rk.	Name	Team	TDS	Year
1.	Peyton Manning	DEN	55	2013
2t.	<b>Patrick Mahomes</b>	<b>KC</b>	<b>50</b>	<b>2018</b>
	Tom Brady	NE	50	2007
4.	Peyton Manning	IND	49	2004

### MAHOMES IN CHIEFS RECORD BOOK

Chiefs QB Patrick Mahomes has already cracked into the Chiefs record books with only 31 games under his belt. Below is a look at different categories where Mahomes cemented his name in Chiefs history.

#### CHIEFS RECORD FOR MOST TD PASSES IN SINGLE GAME

Rk.	Name	TDS	Opp.	Date
1t.	<b>Patrick Mahomes</b>	<b>6</b>	<b>at PIT</b>	<b>Sept. 16, 2018</b>
	<b>Patrick Mahomes</b>	<b>6</b>	<b>at LAR</b>	<b>Nov. 19, 2018</b>
	Len Dawson	6	DEN	Nov. 1, 1964

#### CHIEFS RECORD FOR TD PASSES IN A SEASON

Rk.	Name	Year	Comp.	Yds.	TD
1.	<b>Patrick Mahomes</b>	<b>2018</b>	<b>66.0%</b>	<b>5,097</b>	<b>50</b>
2.	Len Dawson	1964	56.2%	2,879	30
3.	Len Dawson	1962	61.0%	2,759	29

#### CHIEFS RECORD FOR HIGHEST PASSER RATING IN SINGLE GAME

Rk.	Name	Rtg.	Opp.	Date
1.	Alex Smith	158.3	at OAK	Dec. 15, 2013
2.	Steve Bono	156.6	at SEA	Sept. 3, 1995
3.	<b>Patrick Mahomes</b>	<b>154.8</b>	<b>at PIT</b>	<b>Sept. 16, 2018</b>

## MAHOMES AMONG 2018-19 PASSING LEADERS

#### 2018-19 PASSING YARDS

Rk.	Name	Team	Yards
1.	Matt Ryan	ATL	9,390
2.	Jared Goff	LAR	9,326
3.	<b>Patrick Mahomes</b>	<b>KC</b>	<b>9,128</b>
4.	Philip Rivers	LAC	8,923
5.	Dak Prescott	DAL	8,787

#### 2018-19 PASSING TOUCHDOWNS

Rk.	Name	Team	TDs
1.	<b>Patrick Mahomes</b>	<b>KC</b>	<b>76</b>
2.	Russell Wilson	SEA	66
3.	Matt Ryan	ATL	61
4.	Drew Brees	NO	59
5.	Kirk Cousins	MIN	56

#### 2018-19 TOUCHDOWN-TO-INTERCEPTION DIFFERENTIAL

Rk.	Name	Team	TDS	INTS	Diff.
1.	<b>Patrick Mahomes</b>	<b>KC</b>	<b>76</b>	<b>17</b>	<b>+59</b>
2.	Russell Wilson	SEA	66	12	+54
4.	Drew Brees	NO	59	9	+50
3.	Aaron Rodgers	GB	51	6	+45
5.	Kirk Cousins	MIN	56	16	+40

#### 2018-19 PASSER RATING

Rk.	Name	Team	Rating
1.	Drew Brees	NO	115.9
2.	<b>Patrick Mahomes</b>	<b>KC</b>	<b>110.0</b>
3.	Russell Wilson	SEA	108.4
4.	Ryan Tannehill	TEN	105.4
5.	Lamar Jackson	BAL	104.7

#### 2018-19 YARDS PER ATTEMPT (MIN. 10 GP)

Rk.	Name	Team	Y/A
1.	<b>Patrick Mahomes</b>	<b>KC</b>	<b>8.58</b>
2.	Ryan Tannehill	TEN	8.43
3.	Jimmy Garoppolo	SF	8.31
4.	Philip Rivers	LAC	8.12
5.	Jameis Winston	TB	8.07

#### 2018-19 YARDS PER COMPLETION (MIN. 10 GP)

Rk.	Name	Team	Y/C
1.	<b>Patrick Mahomes</b>	<b>KC</b>	<b>13.00</b>
2.	Jameis Winston	TB	12.98
3.	Ryan Tannehill	TEN	12.52
4.	Ryan Fitzpatrick	MIA	12.41
5.	Jared Goff	LAR	12.30

#### 2018-19 TD PERCENTAGE

Rk.	Name	Team	TD %
1.	Lamar Jackson	BAL	7.4
2.	<b>Patrick Mahomes</b>	<b>KC</b>	<b>7.1</b>
3t.	Russell Wilson	SEA	7.0
	Ryan Tannehill	TEN	7.0
5.	Drew Brees	NO	6.8

#### 2018-19 PASS PLAYS OF 25+ YARDS

Rk.	Name	Team	25+ Yard Comp.
1.	<b>Patrick Mahomes</b>	<b>KC</b>	<b>86</b>
2.	Jared Goff	LAR	77
3.	Jameis Winston	TB	72
4.	Aaron Rodgers	GB	71
5t.	Rivers/Wilson	LAC/SEA	68

#### 2018-19 PASSING FIRST DOWNS

Rk.	Name	Team	First Downs
1.	Matt Ryan	ATL	464
2.	Jared Goff	LAR	453
3.	Philip Rivers	LAC	430
4t.	<b>Patrick Mahomes</b>	<b>KC</b>	<b>413</b>
	Dak Prescott	DAL	413

#### 2018-19 REDZONE PASSING TDs (ACTIVE)

Rk.	Name	Team	RZ TDs
1.	Russell Wilson	SEA	48
2.	<b>Patrick Mahomes</b>	<b>KC</b>	<b>46</b>
3.	Matt Ryan	ATL	43
4.	Jared Goff	LAR	41
5.	Drew Brees	NO	40



## BY THE NUMBERS - PATRICK MAHOMES VS. THE NFL

Chiefs quarterback Patrick Mahomes is in his third NFL season and second as the team's full-time signal-caller. Mahomes led the Chiefs to a 12-4 record in 2018 and the top seed in the AFC. Mahomes had 5,097 yards through the air in the 2018 season, the most in a season in franchise history, and his 50 passing touchdowns are tied for the second most all-time in a season in NFL history. In 31 career games played, Mahomes has accumulated 9,412 career passing yards and 76 career passing TDs, helping guide the Chiefs to a 12-4 mark in 2019. (Below are regular season totals)

AFC West								
Team	G	Att.	Comp.	Yds.	TD	Int.	Pct.	Rtg.
Broncos	5	159	111	1,307	8	3	69.8	103.4
Chargers	4	118	74	855	8	2	62.7	100.1
Chiefs	0	0	0	0	0	0	0	0
Raiders	4	135	82	1,194	11	1	60.7	113.6
<b>Total</b>	<b>13</b>	<b>412</b>	<b>267</b>	<b>3,356</b>	<b>27</b>	<b>6</b>	<b>64.8</b>	<b>105.8</b>

AFC East								
Team	G	Att.	Comp.	Yds.	TD	Int.	Pct.	Rtg.
Bills	0	0	0	0	0	0	0	0
Dolphins	0	0	0	0	0	0	0	0
Jets	0	0	0	0	0	0	0	0
Patriots	2	76	49	635	5	3	64.5	96.1
<b>Total</b>	<b>2</b>	<b>76</b>	<b>49</b>	<b>635</b>	<b>5</b>	<b>3</b>	<b>64.5</b>	<b>96.1</b>

AFC North								
Team	G	Att.	Comp.	Yds.	TD	Int.	Pct.	Rtg.
Bengals	1	39	28	358	4	1	71.8	123.7
Browns	1	32	23	375	3	1	71.9	129.0
Ravens	2	90	62	751	5	1	68.9	108.1
Steelers	1	28	23	326	6	0	82.1	154.8
<b>Total</b>	<b>5</b>	<b>189</b>	<b>136</b>	<b>1,810</b>	<b>18</b>	<b>3</b>	<b>73.7</b>	<b>127.1</b>

AFC South								
Team	G	Att.	Comp.	Yds.	TD	Int.	Pct.	Rtg.
Colts	1	39	22	321	1	0	56.4	91.9
Jaguars	2	71	47	691	3	2	66.2	100.1
Texans	1	35	19	273	3	1	52.7	95.6
Titans	1	50	36	446	3	0	72.0	119.3
<b>Total</b>	<b>5</b>	<b>195</b>	<b>124</b>	<b>1,695</b>	<b>10</b>	<b>3</b>	<b>63.6</b>	<b>102.0</b>

AFC Total	G	Att.	Comp.	Yds.	TD	Int.	Pct.	Rtg.
<b>Total</b>	<b>25</b>	<b>872</b>	<b>576</b>	<b>7,532</b>	<b>60</b>	<b>15</b>	<b>66.1</b>	<b>108.9</b>

NFC East								
Team	G	Att.	Comp.	Yds.	TD	Int.	Pct.	Rtg.
Cowboys	0	0	0	0	0	0	0	0
Eagles	0	0	0	0	0	0	0	0
Giants	0	0	0	0	0	0	0	0
Redskins	0	0	0	0	0	0	0	0
<b>Total</b>	<b>0</b>	<b>0</b>	<b>0</b>	<b>0</b>	<b>0</b>	<b>0</b>	<b>0</b>	<b>0</b>

NFC North								
Team	G	Att.	Comp.	Yds.	TD	Int.	Pct.	Rtg.
Bears	1	33	23	251	2	0	69.7	112.1
Lions	1	42	24	315	0	0	57.1	81.0
Packers	0	0	0	0	0	0	0	0
Vikings	0	0	0	0	0	0	0	0
<b>Total</b>	<b>2</b>	<b>75</b>	<b>47</b>	<b>566</b>	<b>2</b>	<b>0</b>	<b>62.6</b>	<b>94.64</b>

NFC South								
Team	G	Att.	Comp.	Yds.	TD	Int.	Pct.	Rtg.
Buccaneers	0	0	0	0	0	0	0	0
Falcons	0	0	0	0	0	0	0	0
Panthers	0	0	0	0	0	0	0	0
Saints	0	0	0	0	0	0	0	0
<b>Total</b>	<b>0</b>	<b>0</b>	<b>0</b>	<b>0</b>	<b>0</b>	<b>0</b>	<b>0</b>	<b>0</b>

NFC West								
Team	G	Att.	Comp.	Yds.	TD	Int.	Pct.	Rtg.
49ers	1	38	24	314	3	0	63.2	115.5
Cardinals	1	28	21	249	2	0	75.0	125.4
Rams	1	46	33	478	6	3	71.7	117.6
Seahawks	1	40	23	273	3	0	57.5	103.4
<b>Total</b>	<b>4</b>	<b>152</b>	<b>101</b>	<b>1,314</b>	<b>14</b>	<b>3</b>	<b>66.4</b>	<b>115.9</b>

NFC Total	G	Att.	Comp.	Yds.	TD	Int.	Pct.	Rtg.
<b>Total</b>	<b>6</b>	<b>227</b>	<b>148</b>	<b>1,880</b>	<b>16</b>	<b>3</b>	<b>65.2</b>	<b>108.9</b>



## QUARTERBACK PATRICK MAHOMES - AN MVP SEASON

In his first season as the team's starting QB, Patrick Mahomes left his mark in both NFL and Chiefs record books each week. Below is a list of milestones he reached throughout the 2018 season.

### Week 1 at Los Angeles Chargers (W. 38-28)

- 15 of 27 (55.5%) for 256 yards, 4 TD, 127.5 QB rating
- Earned AFC Offensive Player of the Week

### Week 2 at Pittsburgh Steelers (W. 42-37)

- 23 of 28 (82.1%) for 326 yards, 6 TD, 154.8 QB rating
- Chiefs Record: 6 TD passes in a single game
- Tied QB Len Dawson's record set in 1964
- Chiefs Record: 10 TD passes in first 2 games of season
- Passed QB Len Dawson's record of 7 TDs set in 1963
- NFL Record: 10 TD passes in first 2 games of season
- Passed QBs Peyton Manning (2013), Drew Brees (2009) Charley Johnson (1965) who all had 9
- Youngest player in NFL History to pass for 6 TDs
- AFC Offensive Player of the Week

### Week 3 vs. San Francisco 49ers (W. 38-27)

- 24 of 38 (63.2%) for 314 yards, 3 TD, 115.5 QB rating
- NFL Record: 13 TD passes through first 3 weeks of season
- Passed QB Tom Brady's 12 TD mark set in 2013

### Week 4 at Denver Broncos (W. 27-23)

- 28 of 45 (62.2%) for 304 yards, 1 TD, 89.5 QB rating
- Chiefs Record: 1,200 passing yards through Week 4
- Passed Alex Smith's mark of 1,110 passing yards set in 2015
- AFC Offensive Player of the Month

### Week 5 vs. Jacksonville Jaguars (W. 30-14)

- 22 of 38 (57.9%) for 313 yards, 0 TD, 62.7 QB rating
- Chiefs Record: 1,513 passing yards through Week 5
- Passed Alex Smith's mark of 1,391 passing yards set in 2015

### Week 6 at New England Patriots (L. 43-40)

- 23 of 36 (63.9%) 352 yards, 4 TD, 110.0 QB rating
- Chiefs Record: 5 consecutive games with 300+ passing yards
- Passed QBs Trent Green (2004) and Bill Kenney's (1983) mark of four consecutive games of 300+ passing yards
- Chiefs Record: 1,865 passing yards through Week 6
- Passed Alex Smith's mark of 1,637 passing yards set in 2017

### Week 7 vs. Cincinnati Bengals (W. 45-10)

- 28 of 39 (71.8%) for 358 yards, 4 TD, 123.7 QB rating
- NFL Record: 22 passing TDs through first 8 career games.
- Passed QB Kurt Warner's mark of 21 TDs (1998-99)
- Chiefs Record: 6 consecutive games with 300+ passing yards
- Passed Trent Green's mark of 4 consecutive games (2004)
- Chiefs Record: 2,223 passing yards through Week 7
- Passed Alex Smith's mark of 1,979 passing yards set in 2017
- FedEx Air NFL Player of the Week

### Week 8 vs. Denver Broncos (W. 30-23)

- 24 of 34 (70.6%) for 303 yards, 4 TD, 125.0 QB rating
- NFL Record: 26 TD through first 9 career games
- Passed QB Kurt Warner's mark of 24 TDs (1998-99)
- NFL Record: 2,810 passing yards through first 9 career games
- Passed Andrew Luck's mark of 2,631 passing yards (2012)
- Chiefs Record: 7 consecutive games with 300+ passing yards
- Extends his franchise record
- FedEx Air NFL Player of the Week

### Week 9 at Cleveland Browns (W. 37-21)

- 23 of 32 (71.9%) for 375 yards, 3 TD, 129.0 QB rating
- NFL Record: 29 TD through first 10 career games
- Passed QB Kurt Warner's mark of 24 TDs (1998-99).
- NFL Record: 3,185 passing yards through first 10 career games
- Passed Andrew Luck's mark of 2,965 passing yards (2012)
- Chiefs Record: 8 consecutive games with 300+ passing yards

### Week 10 vs. Arizona Cardinals (W. 26-14)

- 21 of 28 (75.0%) for 249 yards, 2 TD, 125.4 QB rating
- NFL Record: 31 TD through first 11 career games
- Passed QB Kurt Warner's mark of 27 TDs (1998-99)
- NFL Record: 3,434 passing yards through first 11 career games
- Passed QB Andrew Luck's mark of 3,205 passing yards (2012)
- Chiefs Record: 31 TD passes in single season
- Passed QB L. Dawson's single-season record 30 TD passes (1964)

### Week 11 at Los Angeles Rams (L. 54-51)

- 33 of 46 (71.7%) for 478 yards, 6 TD, 117.6 QB rating
- Chiefs Record: 9 games in single season with 300+ passing yards
- Passed QB Trent Green's mark of 8 games in 2004
- Chiefs Record: 6 TD passes in single game
- Tied his own franchise record set at Pittsburgh (9/16/18)
- Chiefs Record: 37 TD passes in single season
- Extends franchise record

### Week 13 at Oakland Raiders (W. 40-33)

- 23 of 38 (60.5%) for 295 yards, 4 TD, 120.0 QB rating
- NFL Record: Fastest player to 4,000 passing yds (4,207 in 13 games)
- Chiefs Record: 10 games of 100.0+ passer rating in single season
- Tied QB Steve DeBerg's mark set in 1990
- Chiefs Record: 41 TD passes in single season
- Extends franchise record

### Week 14 vs. Baltimore Ravens (W. 27-24)

- 35 of 53 (66.0%) for 377 yards, 2 TD, 91.5 QB rating
- Chiefs Record: 43 TD passes in single season
- Extends franchise record
- Chiefs Record: 10 games in a single season with 300+ passing yds.
- Extends franchise record

### Week 15 vs. Los Angeles Chargers (L. 29-28)

- 24 of 34 (70.6%) for 243 yards, 2 TD, 110.3 rating
- Chiefs Record: 45 TD passes in single season
- Extends franchise record
- Chiefs Record: 11 games of 100.0+ passer rating in single season
- Passed QB Steve DeBerg's mark of 10 set in 1990

### Week 16 at Seattle Seahawks (L. 38-31)

- 23 of 40 (57.5%) for 273 yards, 3 TD, 103.4 rating
- Chiefs Record: 48 TD passes in single season
- Extends franchise record
- Chiefs Record: 12 games of 100.0+ passer rating in single season
- Extends franchise record
- Chiefs Record: 4,816 passing yards in single season
- Passed QB Trent Green's mark of 4,591 yards set in 2004
- NFL Record: 31 TDs in road games in single season
- Passed QB Tom Brady's mark of 29 set in 2007

### Week 17 vs. Oakland Raiders (W. 35-3)

- 14 of 24 (58.3%) for 281 yards, 2 TD, 109.9 rating
- Chiefs Record: 50 TD passes in single season
- Extends franchise record
- Chiefs Record: 13 games of 100.0+ passer rating in single season
- Extends franchise record
- Chiefs Record: 5,097 passing yards in single season
- Extends franchise record
- Chiefs Record: 383 passes completed in a single season
- Passed QB Trent Green's mark of 369 set in 2004

### AFC Divisional Playoffs vs. Indianapolis Colts (W. 31-13)

- 27 of 41 (65.8%) for 278 yards, 1 Rushing TD, 85.2 rating
- Led Chiefs to first home playoff win since 1993 season.
- Helped advance Chiefs to first home AFC Championship appearance.

### AFC Championship Game vs. New England Patriots (L. 31-37)

- 16 of 31 (51.6%) for 295 yards, 3 TDs, 117.0 rating
- Fourth-most passing yards in postseason game in team history
- Second-most TD passes in a single postseason game in club history



## MAHOMES 2019 MILESTONES

Now in his second season as the Chiefs full-time signal-caller, QB Patrick Mahomes has continued his trend of performing at a high level. Below is a game-by-game breakdown of the accolades that Mahomes has accomplished in games played through Week 16 of the 2019 NFL season.

### **Week 1 at Jacksonville Jaguars (W. 40-26)**

- Completed 25-of-33 passes (75.8%) for 378 yards, three TDs and a 143.2 passer rating, along with zero INTs.
- 211 first-half passing yards were most in NFL since QB Peyton Manning in 2004.
- Passed Pro Football HOF QB Kurt Warner for most passing yards in first 20 career games (5,759).

### **Week 2 at Oakland Raiders (W. 28-10)**

- Completed 30-of-44 passes (68.2%) for 443 yards, four TDs and a 131.2 passer rating, along with zero INTs.
- 278 passing yards (NFL record) and four passing TDs in the second quarter broke a franchise mark.
- Guided offense to record-breaking 20<sup>th</sup> straight 26-point output.
- 821 passing yards from Week 1 to Week 2 set the franchise record for most passing yards in the first two weeks to being a season, also ranking fifth all-time in NFL history in the same category.
- Named AFC Offensive Player of the Week.
- Named FedEx Air & Ground's "Air" Player of the Week.

### **Week 3 vs. Baltimore Ravens (W. 33-28)**

- Completed 27-of-37 passes (73.0%) for 374 yards, three TDs and a 132.0 passer rating, along with zero INTs.
- Passed Pro Football HOF QB Kurt Warner for most 300-yard passing games in a QB's first 20 career games in the Super Bowl era (13).
- 1,195 passing yards ranks through the first three games fourth all-time in NFL history.
- Named FedEx Air & Ground's "Air" Player of the Week for second consecutive week.

### **Week 4 at Detroit Lions (W. 34-30)**

- Completed 24-of-42 (57.1%) for 315 yards and zero INTs.
- Ranked third in NFL history with 1,510 passing yards through the first four games.
- Threw for at least 300 yards in 14<sup>th</sup> career game, the third most in franchise history.
- Became just the fourth QB in NFL history to throw for at least 300 yards in each of the first four games to begin a season.
- Named AFC Offensive Player of the Month (September).

### **Week 5 vs. Indianapolis Colts (L. 13-19)**

- Completed 22-of-39 (56.4%) for 321 yards, one TD and zero INTs.
- Broke the NFL record for most passing yards without throwing an INT to being a season (Peyton Manning, 2013; 1,744).
- Recorded 300-plus passing yards for 15<sup>th</sup> career time, tying the franchise record for the second-most career 300-yard passing games in club history (Bill Kenney).

### **Week 6 vs. Houston Texans (L. 24-31)**

- Completed 19-of-35 (52.7%) for 273 yards, three TDs and one INT.
- Recorded his 14<sup>th</sup> career outing of throwing for at least three TDs, ranking third in team history for most games with three or more TD passes.
- Threw first INT of the season in the second quarter after accumulating 1,896 passing yards on the season, advancing his NFL-record to 2,027 passing yards thrown without an INT to begin a season.

### **Week 7 at Denver Broncos (W. 30-6)**

- Completed 10-of-19 (52.6%) for 117 yards, one TD and zero INTs.
- Surpassed 7,500 career passing yards, setting a new NFL record (24 games).

### **Week 10 at Tennessee Titans (L. 32-35)**

- Completed 36-of-50 (72.0%) for 446 yards, three TDs and zero INTs.
- With a passer rating of 119.2, accumulated his fifth outing with at least a 115.0 passer rating this season, marking just the fourth time that a QB in their first three seasons has been able to do so in a team's first 10 games to begin a season.
- Marked his 16<sup>th</sup> career 300-yard passing performance, the second most in franchise history and third-most in NFL history in a QB's first three seasons.

### **Week 11 at Los Angeles Chargers (W. 24-17)**

- Completed 19-of-32 (59.4%) for 182 yards and one TD.
- Rushed for a career-high 59 yards, tallying three rushing first downs.

### **Week 13 vs. Oakland Raiders (W. 40-9)**

- Completed 15-of-29 passes (51.7%) for 175 yards and one TD.
- Rushed for at least 25 yards in second consecutive game, recording his first rushing TD of the season on a 13-yard carry.

### **Week 14 at New England Patriots (W. 23-16)**

- Completed 26-of-40 passes (65.0%) for 283 yards with one TD and one INT.
- Became the first starting QB under the age of 25 to beat the Patriots in Foxborough, Mass., since 2011 (Jets QB Mark Sanchez).

### **Week 15 vs. Denver Broncos (W. 23-3)**

- Completed 27-of-24 passes (79.4%) for 340 yards with one TD and one INT.
- Tied Kurt Warner's record for second-most 300-yard passing games in a QB's first three NFL seasons (17 games).
- Recorded second-highest pass-completion percentage outing of career (79.4%).

### **Week 16 at Chicago Bears (W. 26-3)**

- Completed 23-of-33 passes (69.7%) for 251 yards with two passing TDs and zero INTs.
- Became the fastest QB in NFL history to throw for 9,000 career passing yards and 75 career passing TDs (30<sup>th</sup> career game).
- Tied a single-season career-best with second rushing TD of the year.

### **Week 17 vs. Los Angeles Chargers (W. 31-21)**

- Completed 16-of-25 passes (64.0%) for 174 yards, one passing TD and one INT.
- Added 21 rushing yards, taking his season total to 218 rushing yards.
- Guided the Chiefs offense to over 30 points scored for the unit's seventh time this season, helping secure the No. 2 seed in the AFC Playoffs.

### **AFC Divisional Round vs. Houston Texans (W. 51-31)**

- Completed 23-of-35 passes (65.7%) for 321 yards and a franchise-record five TD passes.
- Guided the Chiefs to the franchise's largest comeback (24 pts)
- Recorded a 134.6 passer rating, becoming the first QB since Nick Foles (2017) to record a passer rating of over 134.5 in the postseason.
- His five TD passes were the most by a QB since Ben Roethlisberger recorded five TD throws in the 2017 postseason.

### **AFC Championship vs. Tennessee Titans (W. 35-24)**

- Completed 23-of-35 passes (65.7%) for 294 yards, three passing TDs and zero INTs.
- Finished the game with a passer rating of 120.4, his second-highest single-game passer rating in a playoff game.
- Broke the franchise record for most career passing TDs in the postseason (11).
- Rushed for a team-best 53 yards with a postseason career-long TD rush of 27 yards.



## A HOT START FOR THE YOUNG QUARTERBACK

With 31 games under his belt as a starting quarterback in the National Football League, Chiefs Quarterback Patrick Mahomes has performed at a record-setting pace thus far. The below chart compares Mahomes' first 31 games of his career to some of the game's greatest quarterbacks in their first 31 starts.

Listed are Pro Football HOF QBs Brett Favre, Kurt Warner, Dan Marino, John Elway, Joe Montana, Joe Namath, Troy Aikman, Jim Kelly, Steve Young and Johnny Unitas, along with modern-era QBs Peyton Manning, Tom Brady, Drew Brees and Aaron Rodgers. Among the group, there are 10 Pro Football Hall of Famers, 12 NFL MVP Award winners, 12 Super Bowl champions and 10 Super Bowl MVPs.

### PASSING YARDS (THROUGH FIRST 31 STARTS)

Name	Team	Yards
Patrick Mahomes	KC	9,412
Kurt Warner*	STL	9,030
Dan Marino*	MIA	8,603
Aaron Rodgers	GB	8,237
Joe Namath*	NYJ	7,799
Peyton Manning	IND	7,711
Joe Montana*	SF	7,057
Jim Kelly*	BUF	6,996
Brett Favre*	ATL/GB	6,715
Tom Brady	NE	6,684
Johnny Unitas*	BAL	6,314
Drew Brees	SD	6,074
John Elway*	DEN	5,900
Steve Young*	TB/SF	5,419
Troy Aikman*	DAL	5,383

### PASSING TOUCHDOWNS (THROUGH FIRST 31 STARTS)

Name	Team	TDs
Patrick Mahomes	KC	76
Dan Marino*	MIA	73
Kurt Warner*	STL	73
Aaron Rodgers	GB	57
Johnny Unitas*	BAL	57
Peyton Manning	IND	52
Joe Namath*	NYJ	48
Tom Brady	NE	46
Joe Montana*	SF	44
Jim Kelly*	BUF	42
Brett Favre*	ATL/GB	38
John Elway*	DEN	36
Drew Brees	SD	34
Steve Young*	TB/SF	27
Troy Aikman*	DAL	26



### PASS COMPLETIONS (THROUGH FIRST 31 STARTS)

Name	Team	Comp.
Patrick Mahomes	KC	724
Aaron Rodgers	GB	670
Kurt Warner*	STL	665
Tom Brady	NE	646
Brett Favre*	ATL/GB	643
Dan Marino*	MIA	642
Peyton Manning	IND	639
Joe Montana*	SF	628
Jim Kelly*	BUF	588
Drew Brees	SD	580
Joe Namath*	NYJ	523
Troy Aikman*	DAL	475
John Elway*	DEN	466
Johnny Unitas*	BAL	431
Steve Young*	TB/SF	429

### PASSER RATING (THROUGH FIRST 31 STARTS)

Name	Team	Rating
Patrick Mahomes	KC	108.9
Kurt Warner*	STL	106.2
Dan Marino*	MIA	99.9
Aaron Rodgers	GB	98.0
Joe Montana*	SF	88.7
Johnny Unitas*	BAL	85.8
Tom Brady	NE	84.0
Jim Kelly*	BUF	81.9
Peyton Manning	IND	80.7
Brett Favre*	ATL/GB	78.8
Steve Young*	TB/SF	75.8
Drew Brees	SD	75.2
John Elway*	DEN	69.0
Troy Aikman*	DAL	66.6
Joe Namath*	NYJ	66.2

### INTERCEPTIONS (THROUGH FIRST 31 STARTS)

Name	Team	INTs
Patrick Mahomes	KC	18
Aaron Rodgers	GB	20
Steve Young*	SF	25
Joe Montana*	TB/SF	26
Dan Marino*	MIA	29
Tom Brady	NE	30
Jim Kelly*	BUF	32
Drew Brees	SD	33
Kurt Warner*	STL	34
Johnny Unitas*	BAL	36
Brett Favre*	ATL/GB	37
John Elway*	DEN	38
Troy Aikman*	DAL	39
Peyton Manning	IND	43
Joe Namath*	NYJ	57

\* Denotes Pro Football Hall of Famer

### MAHOMES' SPOT IN NFL RECORD BOOKS

Chiefs QB Patrick Mahomes has already made an impact in league annals through just 31 career games played. After finishing 2018 with 5,097 passing yards and 50 passing TDs, the signal-caller entered the 2019 season and picked up right where he left off.

#### NFL RECORD

FASTEST TO 9,000 PASSING YARDS AND 75 PASSING TDS:

Rk.	Name	Year(s)	Games
1.	Patrick Mahomes	2017-19	30
2.	Dan Marino	1983-85	34
3.	Kurt Warner	1998-01	35

#### NFL RECORD

MOST CONSECUTIVE 300-YARD GAMES (SINGLE SEASON):

Rk.	Name	Year	Games
1t.	Patrick Mahomes	2018	8
	Andrew Luck	2014	8
3t.	Rich Gannon	2002	6
	Kurt Warner	2000	6
	Steve Young	1998	6



## MISC. OFFENSIVE NOTES

### KELCE LOGS NFL RECORD

Chiefs TE Travis Kelce recorded 103 receptions for 1,336 yards in 2018, which stood as an NFL record for single-season receiving yards by a tight end until later that day when San Francisco TE George Kittle broke his record. Kelce now owns the second-most receiving yards in a single season by a tight end in NFL history.

#### NFL Leaders

##### Single-Season Receiving Yards by a Tight End

Rk.	Tm.	Name	Year	Rec.	Yards	Avg.
1.	SF	George Kittle	2018	88	1,377	15.6
2.	KC	Travis Kelce	2018	103	1,336	13.0
3.	NE	Rob Gronkowski	2011	90	1,327	14.7
4.	NO	Jimmy Graham	2011	99	1,310	13.2
5.	SD	Kellen Winslow	1980	89	1,290	14.5



### ROOKIE HARDMAN RANKS AMONG LEAGUE'S BEST

Rookie WR Mecole Hardman ranked sixth among all NFL rookies with six receiving TDs in 2019. Hardman's Week 14 receiving score at NE placed him tied for first in Chiefs history for receiving TDs by a rookie.

#### NFL LEADERS: ROOKIE REC. TDs

Rk.	Player	Team	Rec. TDs
1t.	A.J. Brown	TEN	8
	Darius Slayton	NYG	8
3t.	Marquise Brown	BAL	7
	Terry McLaurin	WAS	7
	D.K. Metcalf	SEA	7
6.	Mecole Hardman	KC	6

#### CHIEFS RECORD BOOK: ROOKIE RECEIVING TDs

Rk.	TDs	Player	Year
1t.	6	Mecole Hardman	2019
	6	Fred Arbanas	1962
	6	Stephone Paige	1983
	6	Tyreek Hill	2016
5t.	5	Chris Burford	1960
	5	Otis Taylor	1965
	5	Bill Jones	1990
	5	Tim Barnett	1991
	5	Dwayne Bowe	2007

Hardman led in the NFL for yards per reception among all NFL WRs with at least 20 receptions in 2019.

#### NFL LEADERS: REC. AVG. (MIN. 20 REC.)

Rk.	Player	Team	Rec. Avg.
1.	Mecole Hardman	KC	20.7
2.	Mike Williams	LAC	20.4
4.	A.J. Brown	TEN	20.2
3.	Kenny Golladay	DET	18.3
5.	John Ross III	CIN	18.1

### KELCE JOINS THE 6,000 CLUB - REC. STREAK

With 92 receiving yards in Kansas City's Week 11 game against the Chargers (11/18/19), TE Travis Kelce became just the seventh pass catcher in franchise history to cross the 6,000-yard plateau for their career, now owning 6,465 career receiving yards. He had five 100-yard receiving games in 2018 and two in 2019.

#### Chiefs Record Book - Most Receiving Yards, Career

Rk.	Yards	Player	Pos.	Seasons
1.	10,940	Tony Gonzalez	TE	1997-2008
2.	7,306	Otis Taylor	WR	1965-75
3.	7,155	Dwayne Bowe	WR	2007-14
4.	6,465	Travis Kelce	TE	2013-19
5.	6,454	Henry Marshall	WR	1976-87

TE Travis Kelce has recorded at least one pass reception in 95 consecutive games from Week 1 of the 2014 season (Sept. 7, 2014) through Week 17 of the 2019 season, which is good enough for the second-longest streak in franchise history.

#### Chiefs Record Book - Consecutive Games with Reception

Rk.	Games	Player	Years
1.	131	Tony Gonzalez	Dec. 4, 2000 – Dec. 28, 2008
2.	95	Travis Kelce	Sept. 7, 2014 – Present
3.	83	Stephone Paige	Nov. 17, 1985 – Sept. 29, 1991

### KELCE YARDS AFTER CATCH

Since entering the NFL in 2013, Chiefs TE Travis Kelce ranks first among all tight ends in yards after catch.

Rk.	Pos.	Name	Rec.	Yards	YAC
1.	TE	Travis Kelce	507	6,465	3,129
2.	TE	Rob Gronkowski	334	5,198	2,041
3.	TE	Jimmy Graham	434	5,235	2,010
4.	TE	Zach Ertz	525	5,743	1,898
5.	TE	George Kittle	216	2,945	1,788

### FASTEST TO 450 RECEPTIONS & 6,000 YARDS

With 92 receiving yards in Week 11 of the 2019 season, TE Travis Kelce passed the 6,000-career receiving yards plateau. In Week 8 of the 2019 season, Kelce passed the 450-career receptions mark. With 473 receptions and 6,069 receiving yards in 91 career NFL games, Kelce became the fastest tight end in NFL history to reach 450+ receptions and 6,000+ receiving yards.

Tight End	Rec.	Yards	Games
Travis Kelce	473	6,069	91
Kellen Winslow	471	6,022	94
Rob Gronkowski	451	6,797	98
Jimmy Graham	485	6,063	100
Antonio Gates	467	6,069	105

### KELCE OFF THE CHARTS

Chiefs TE Travis Kelce ranks first among all tight ends in receiving yards since Week 1 of the 2016 season and fifth among all players. Kelce logged 2,565 receiving yards in the 2018 & 2019 seasons, the franchises' second-best mark in consecutive seasons.

#### NFL Leaders (Since Week 1 - 2016)

##### Receiving Yards

Rk.	Pos.	Name	Rec.	Yards	Avg.
1.	TE	Travis Kelce	368	4,728	12.8
2.	TE	Zach Ertz	356	3,719	10.4
3.	TE	George Kittle	216	2,945	13.6
4.	TE	Jared Cook	195	2,666	13.7
5.	TE	Jimmy Graham	215	2,526	11.7



## MISC. OFFENSIVE NOTES

### RELIABILITY WITH KELCE

Chiefs TE Travis Kelce's 95 consecutive games with a reception ranks tied for fifth among all active NFL players. Kelce's achievement also ranks as the longest consecutive game mark by a TE in the National Football League.

Rk.	Name	Team	Games	Date
1.	Larry Fitzgerald	ARI	243	Nov. 7, 2004 – Present
2.	Julio Jones	ATL	118	Dec. 4, 2011 – Present
3.	Golden Tate	NYG	115	Oct. 28, 2012 – Present
4.	DeAndre Hopkins	HOU	110	Sept. 9, 2013 – Present
5t.	<b>Travis Kelce</b>	<b>KC</b>	<b>95</b>	<b>Sept. 7, 2014 – Present</b>
	Jarvis Landry	CLE	95	Sept. 14, 2014 – Present
7.	Julian Edelman	NE	86	Nov. 18, 2012 – Present

### PUT IT ON THE BOARD

Since 2018, the Chiefs rank first in the NFL in points scored per game (31.8). The club also ranked first in the NFL in first quarter points scored in 2019 (237), 21 more points than the next closest team.

#### NFL LEADERS - POINTS PER GAME (2018-19)

Rk.	Team	Points Per Game
1.	<b>KC</b>	<b>31.8</b>
2.	NO	30.1
3t.	BAL	28.8
	LAR	28.8
5.	NE	26.8

#### NFL LEADERS - 1Q PTS SCORED (2018-19)

Rk.	Team	1st Q Pts
1.	<b>KC</b>	<b>237</b>
2.	BAL	216
3.	NE	206
4.	GB	183

### DOMINATING THE SECOND QUARTER

Kansas City also lead the National Football League with 177 second-quarter points in 2019, eight more than any other team in the NFL.

#### NFL LEADERS: 2Q POINTS SCORED

Rk.	Team	2nd Q Pts
1.	<b>Kansas City</b>	<b>177</b>
2.	Tampa Bay	169
3.	Baltimore	156
4.	LA Rams	146
5.	New Orleans	140
6.	Dallas	139

### RACKING UP THE POINTS

Since Andy Reid was named Head Coach in 2013, the Chiefs have had at least four games each season where they've scored 30 or more points. In 2018, the club scored at least 30 points 12 times, which ranked first in franchise history. Kansas City's output of at least 30 points in seven games in 2019 ranked tied for third in club history.

#### CHIEFS RECORD BOOK: MOST 30-POINT GAMES. SEASON

Rk.	Games	Seasons
1.	12	2018
2.	8	1966, 2002, 2004
3.	7	<b>1999, 2003, 2019</b>
4.	6	1960, 1967, 2010
5.	5	1962, 1965, 1968, 1983, 1994, 2005, 2006, 2015, 2016, 2017

### MITCHELL SCHWARTZ ON A STREAK

Chiefs T Mitchell Schwartz ranks first among active offensive tackles with 128 consecutive games started in his career. Until the second quarter of KC's Week 10 game at Tennessee, Schwartz had not missed a single offensive snap in his NFL career, dating back to his rookie season in 2012. According to STATS research, Schwartz had accumulated 7,849 consecutive offensive snaps played, the most by any active player in the NFL.

Games	Player	Team	Cons. Snaps
128	<b>Mitchell Schwartz</b>	<b>CLE/KC</b>	<b>7,849</b>

### ANTHONY SHERMAN ON A STREAK

Chiefs FB Anthony Sherman has been one of the most consistent players in the NFL. Sherman ranks first among active fullbacks in the NFL for consecutive games played.

#### NFL LEADERS. CONSECUTIVE GAMES PLAYED. FULLBACKS

Rk.	Games	Player	Team
1.	112	<b>Anthony Sherman</b>	<b>Chiefs</b>
2.	110	Patrick DiMarco	Bills

### SCRIMMAGE YARDS PER GAME LEADERS

Over the past two seasons, the Chiefs rank second in the NFL in scrimmage yards per game.

#### 2018-19 NFL LEADERS - SCRIMMAGE YARDS PER GAME

Rk.	Team	Scrimmage Yards Per Game
1.	TB	422.8
2.	<b>KC</b>	<b>413.8</b>
3.	LAR	410.3
4.	ATL	404.1
5.	DAL	403.2

### TOO LEGIT TO COLQUITT

Kansas City Chiefs P Dustin Colquitt played his 225th game in a Chiefs uniform in the 2019 season home opener on Sept. 22, against the Baltimore Ravens. He has played in a franchise record 235 career games with the Chiefs.

Colquitt surpassed Chiefs Hall of Fame G Will Shields, for the most games played in franchise history. He also claims the title of playing the most regular season games by a punter with a single team in NFL history.

Colquitt was drafted by the Kansas City Chiefs in the third round (99th overall) of the 2005 NFL draft. Throughout his 15 seasons with the Chiefs, Colquitt has acquired several accolades, including a career total of 1,124 punts for 50,393 yards, which ranks third in the AFC and eighth among all-time leaders in punt yards. He is now the 16th punter in NFL history to record 1,100 or more punts in a career and the ninth player in NFL history to reach 50,000 or more total career punt yards. Colquitt also ranks third amongst all-time leaders for punts inside the 20 with a total of 462 punts. With a net punting average of 39.7, Colquitt ranks 17th in all-time punt leaders. His success has landed Pro Bowl appearances in following both the 2012 and 2016 seasons.





## MISC. OFFENSIVE NOTES

### HILL FINDING THE ENDZONE

Chiefs WR Tyreek Hill ranks first among all NFL receivers in overall touchdowns since the start of the 2016 season. Hill scored 12 receiving, one rushing and one return touchdown in 2018 and seven receiving touchdowns in 2019.

#### NFL Leaders (2016-19)

##### Overall Touchdowns by a WR

Rk.	Name	Touchdowns
1.	<b>Tyreek Hill</b>	<b>41</b>
2.	Davante Adams	40
3.	Antonio Brown	37
4.	DeAndre Hopkins	35
5.	Mike Evans	34

### HILL'S 25+ YARD CATCHES

WR Tyreek Hill recorded 87 catches for 1,479 yards in 2018, including 22 catches of 25-yards or more, which ranked first in the NFL and is six more than the next person on the list.

Rk.	Name	Rec.	Yards	TD	25+
1.	<b>Tyreek Hill</b>	<b>87</b>	<b>1,479</b>	<b>12</b>	<b>22</b>
2t.	Mike Evans	86	1,524	8	16
	T.Y. Hilton	76	1,270	6	16
4t.	Antonio Brown	104	1,297	15	14
	Julio Jones	113	1,677	8	14
	DeAndre Hopkins	115	1,572	11	14
	Tyler Lockett	57	965	10	14

### CHEETAH'S ROOKIE SEASON

Rookie WR Tyreek Hill had six receiving touchdowns in 16 games ranking him tied for first in franchise history for most receiving touchdowns by a rookie. Below is a look at the Chiefs rookie record book for receiving TDs.

Rk.	Player	TD	Season
1t.	<b>Tyreek Hill</b>	<b>6</b>	<b>2016</b>
	<b>Mecole Hardman</b>	<b>6</b>	<b>2019</b>
	Fred Arbanas	6	1962
	Stephone Paige	6	1983
4t.	Chris Burford	5	1960
	Otis Taylor	5	1965
	Bill Jones	5	1990
	Tim Barnett	5	1991
	Dwayne Bowe	5	2007

Hill found a knack for returning punts early in his career. Through 16 games, the newcomer led the NFL in punt return yards with 592 total yards.

Rk.	Player	Team	Ret.	Yards	Avg.
1.	<b>Tyreek Hill</b>	<b>KC</b>	<b>39</b>	<b>592</b>	<b>15.2</b>
2.	Tavon Austin	LA	44	364	8.3
3.	Jamison Crowder	WAS	27	328	12.1
4.	Jalen Richard	OAK	34	306	9.0
5.	Brandon Tate	BUF	26	301	11.6

• According to ESPN Stats & Info, Hill became the first player with a rushing TD, receiving TD and kick return TD in a single game since Gale Sayers (1965 Bears against Vikings) with his performance against the Denver Broncos on Nov. 27, 2016.

• According to the National Football League, during Hill's kickoff return touchdown vs. Denver on Nov. 27, Hill reached a maximum speed of 22.77 miles per hour on his TD run, the fastest by a ball carrier in the NFL in 2016. Hill was clocked at 23.24 MPH in a kickoff return against Houston on Sept. 18, 2016, but the play was nullified by penalty.

### HILL'S 50+ PRODUCTION

WR Tyreek Hill owns 19 plays of at least 50-yards with all but two resulting in a touchdown, including five return TDs (4 PR, 1 KR), 10 receiving TDs and two rushing TDs. Below is a list of his 50+ yard plays. He owned five such plays last season, all resulting in a TD.

Date	Opp.	50+ Yard Play
Jan. 1, 2017	@ SD	95-yard PR TD
Sept. 9, 2018	@ LAC	91-yard PR TD
Nov. 27, 2016	@ DEN	86-yard KR TD
Oct. 8, 2017	@ HOU	82-yard PR TD
Dec. 3, 2017	@ NYJ	79-yard TD reception
Dec. 8, 2016	OAK	78-yard PR TD
Oct. 14, 2018	@ NE	75-yard TD reception
Sept. 7, 2017	@ NE	75-yard TD reception
Nov. 19, 2018	@ LAR	73-yard TD reception
Dec. 25, 2016	DEN	70-yard TD rush
Dec. 18, 2016	TEN	68-yard TD rush
Dec. 30, 2018	OAK	67-yard TD reception
Oct. 19, 2017	@ OAK	64-yard TD reception
Dec. 16, 2017	LAC	64-yard TD reception
Sept. 9, 2018	@ LAC	58-yard TD reception
<b>Oct. 17, 2019</b>	<b>@ DEN</b>	<b>57-yard TD reception</b>
Nov. 5, 2017	@ DAL	56-yard TD reception
Dec. 24, 2017	MIA	52-yard reception
Oct. 16, 2016	@ OAK	50-yard PR

- The Chiefs are 12-6 in games that Hill records a play of 50+ yards.
- He's recorded a play of 50+ yards in 36.0 percent (18 of the 50) of the games he's played in.
- Hill has had one game with two plays of 50+ yards both resulting in touchdowns. In the club's 2018 season opener at Los Angeles, Hill recorded a 91-yard punt return and a 58-yard TD reception. Hill joined Pro Football Hall of Famer Bob Hayes (December 8, 1968 vs. Pittsburgh) and Tavon Austin (November 10, 2013 at Indianapolis) as the only players in NFL history to record a 50+ yard touchdown catch and a 90+ yard punt-return touchdown in a single game. (Credit NFL Stats)
- His 95- and 91-yard punt returns rank first and fourth, respectively, in franchise history. Hill's four career punt return TDs (all were 50+ yards) rank tied

### SAMMY WATKINS RECEIVING AVG.

Since entering the NFL in 2014, WR Sammy Watkins is tied for the sixth-most yards per catch among all active wide receivers with 200+ receptions.

Rk.	Name	Rec.	Yards	Avg
1.	DeSean Jackson	242	4,303	17.8
2.	T.Y. Hilton	420	6,654	15.8
3.	Mike Evans	462	7,260	15.7
4.	Kenny Stills	267	4,058	15.2
5.	Julio Jones	623	9,388	15.1
6.	<b>Sammy Watkins</b>	<b>284</b>	<b>4,244</b>	<b>14.9</b>
	<b>John Brown</b>	<b>287</b>	<b>4,290</b>	<b>14.9</b>
	<b>Marvin Jones Jr.</b>	<b>278</b>	<b>4,134</b>	<b>14.9</b>





## MISC. OFFENSIVE NOTES



### MCCOY TOWARDS TOP FOR RUSHING YARDS

Chiefs RB LeSean McCoy ranks second in the NFL in rushing yards since entering the league in 2009.

Rk.	Player	Team	Yards
1.	Adrian Peterson	WAS	11,115
2.	<b>LeSean McCoy</b>	<b>KC</b>	<b>11,071</b>
3.	Frank Gore	BUF	10,906
4.	Matt Forte	CHI/NYJ	8,558
5.	Chris Johnson	TEN/NYJ/ARI	8,423

### MCCOY MOVES THE STICKS

McCoy ranks first among all players in rushing first downs since his rookie season in 2009.

Rk.	Player	Team	1st. Downs
1.	<b>LeSean McCoy</b>	<b>KC</b>	<b>550</b>
2.	Adrian Peterson	WAS	522
3.	Frank Gore	BUF	515
4.	Marshawn Lynch	SEA	416
5.	Matt Forte	CHI/NYJ	396

### THROUGH THE AIR

Since entering the league in 2009, McCoy ranks third among all running backs in receiving yards and tied for fourth in receptions of 25-plus yards.

Rk.	Player	Team	Rec. Yards
1.	Darren Sproles	PHI	4,457
2.	Matt Forte	CHI/NYJ	4,195
3.	<b>LeSean McCoy</b>	<b>KC</b>	<b>3,797</b>
4.	Le'Veon Bell	NYJ	3,121
5.	James White	NE	2,809

Rk.	Player	Team	Rec. of 25+
1.	Matt Forte	CHI/NYJ	26
2.	Darren Sproles	PHI	23
3.	James White	NE	19
4.	Giovani Bernard	CIN	18
5.	<b>LeSean McCoy</b>	<b>KC</b>	<b>17</b>
	Arian Foster	HOU/MIA	17
	Todd Gurley II	LAR	17
	David Johnson	ARI	17
	Marcel Reece	OAK/SEA	17
	Ray Rice	BAL	17

### MCCOY CAN HANDLE THE ROCK

McCoy leads all players in touches from scrimmage since entering the league in 2009.

Rk.	Player	Team	Touches
1.	<b>LeSean McCoy</b>	<b>KC</b>	<b>2,950</b>
2.	Frank Gore	BUF	2,905
3.	Adrian Peterson	WAS	2,684
4.	Matt Forte	CHI/NYJ	2,531
5.	Chris Johnson	TEN/NYJ/ARI	2,176

### LEADER OF THE DECADE

McCoy leads all NFL players with 85 scrimmage TDs scored since 2010, also leading the pack with 13,923 scrimmage yards in the past decade.

Rk.	Player	Team	Scrim. TDs
1.	<b>LeSean McCoy</b>	<b>KC</b>	<b>85</b>
2.	Rob Gronkowski	NE	80
3.	Adrian Peterson	WAS	76
	Marshawn Lynch	SEA	76
5.	Antonio Brown	PIT/NE	75

### MCCOY RANKS AMONG SCRIMMAGE LEADERS

Since entering the league in 2009, McCoy ranks first in scrimmage yards and second in TDs from scrimmage among all players.

Rk.	Player	Team	Scrim. Yards
1.	<b>LeSean McCoy</b>	<b>KC</b>	<b>14,868</b>
2.	Frank Gore	BUF	13,377
3.	Adrian Peterson	WAS	13,087
4.	Matt Forte	CHI/NYJ	12,753
5.	Julio Jones	ATL	12,243

Rk.	Player	Team	Scrim. TDs
1.	Adrian Peterson	WAS	94
2.	<b>LeSean McCoy</b>	<b>KC</b>	<b>89</b>
3.	Rob Gronkowski	NE	80
4.	Marshawn Lynch	SEA	78
5.	Antonio Brown	PIT/NE	75

### MCCOY LEADS IN RUSHES OF 10+

Over the past 10 seasons, McCoy leads all players in total rushes from scrimmage of 10-plus yards.

Rk.	Player	Team	Rush. of 10+
1.	<b>LeSean McCoy</b>	<b>KC</b>	<b>316</b>
2.	Adrian Peterson	WAS	301
3.	Frank Gore	BUF	262
4.	Marshawn Lynch	SEA	210
	Matt Forte	CHI/NYJ	210

### MCCOY RANKS AMONG THE GREATS

Through just 10 accrued seasons, McCoy ranks 22<sup>nd</sup> in NFL history with 11,071 career rushing yards. Among all active players, McCoy ranks third on the list behind Bills RB Frank Gore and Redskins RB Adrian Peterson.

Players ahead of McCoy on the list include 15 Pro Football Hall of Famers (\*).

Rk.	Player	Team	Rush. Yds
1.	Emmitt Smith*	DAL/ARI	18,355
2.	Walter Payton*	CHI	16,726
3.	Frank Gore	BUF	15,347
4.	Barry Sanders*	DET	15,269
5.	Adrian Peterson	WAS	14,216
6.	Curtis Martin*	NE/NYJ	14,101
7.	LaDainian Tomlinson*	SD/NYJ	13,684
8.	Jerome Bettis*	LAN/STL/PIT	13,662
9.	Eric Dickerson*	LAN/IND/LAA/ATL	13,259
10.	Tony Dorsett*	DAL/DEN	12,739
11.	Jim Brown*	CLE	12,312
12.	Marshall Faulk*	IND/STL	12,279
13.	Edgerrin James	IND/ARI/SEA	12,246
14.	Marcus Allen*	LAN/KC	12,243
15.	Franco Harris*	PIT/SEA	12,120
16.	Thurman Thomas*	BUF/MIA	12,074
17.	Fred Taylor	JAX/NE	11,695
18.	Steven Jackson	STL/ATL/NE	11,438
19.	John Riggins*	NYJ/WAS	11,352
20.	Corey Dillon	CIN/NE	11,241
21.	O.J. Simpson*	BUF/SF	11,236
22.	<b>LeSean McCoy</b>	<b>KC</b>	<b>11,071</b>



## CHIEFS DEFENSIVE NOTES

### CHIEFS TAKEAWAYS UNDER REID

Dating back to 2013 when Chiefs Head Coach Andy Reid arrived in Kansas City, the Chiefs defense ranks first in the AFC and tied for first in the NFL when it comes to forcing opponent turnovers, tallying 188 total takeaways.

Rk.	Team	Games	Takeaways
1t.	KC	112	188
	SEA	112	188
3.	CAR	112	187
4t.	NE	112	180
	LAR	112	180

### POINTS PER GAME ALLOWED

Dating back to 2013, Kansas City's defense ranks tied for third in the NFL in allowing opposing teams to score just 20.1 points per game.

Rk.	Team	PPG
1.	New England Patriots	18.4
2.	Seattle Seahawks	19.0
3t.	Kansas City Chiefs	20.1
	Baltimore Ravens	20.1
5.	Minnesota Vikings	20.8

### PASSES DEFENSED

Going back to 2013, the club ranks first in the NFL for most passes defended with 585 passes defended.

Rk.	Team	PD
1.	Kansas City Chiefs	585
2.	Philadelphia Eagles	579
3.	Buffalo Bills	571
4t.	Cincinnati Bengals	570
	Denver Broncos	570

### RUSHING TOUCHDOWNS ALLOWED

Since 2013, the Chiefs have allowed just 78 rushing touchdowns, which ranks tied for fifth in the AFC during that span.

Rk.	Team	Rushing TDs Allowed
1.	New England Patriots	51
2.	Baltimore Ravens	70
3.	Houston Texans	74
4.	New York Jets	75
5t.	Kansas City Chiefs	78
	Denver Broncos	78

### OPPONENT COMPLETION PERCENTAGE

Dating back to 2013, Kansas City's pass defense is allowing opposing quarterbacks to complete just 59.0 percent of passes, ranking first in the NFL.

Rk.	Comp. %	Team
1.	59.0	Kansas City Chiefs
2.	59.9	New England Patriots
3.	60.5	Buffalo Bills
4t.	60.7	Baltimore Ravens
	60.7	Denver Broncos

### OPPONENT PASSER RATING

Since 2013, the Chiefs are holding opposing teams to a 82.3 passer rating, placing the unit tied for third in the NFL during that time span.

Rk.	Passer Rtg	Team
1.	79.8	Buffalo Bills
2.	81.0	Seattle Seahawks
3t.	82.3	Kansas City Chiefs
	82.3	New England Patriots
5.	83.8	Denver Broncos

### INTS SINCE 2013

The Chiefs rank second in the NFL with 114 interceptions since 2013, returning those interceptions for a league-best 1,953 yards and 18 TDs.

Rk.	INTs	Team
1.	119	Buffalo Bills
2.	114	Kansas City Chiefs
3.	113	New England Patriots
4t.	112	Carolina Panthers
	112	Cincinnati Bengals
6.	108	Seattle Seahawks

### INT RETURN TDS SINCE 2013

The Chiefs have returned 18 of their 114 interceptions for touchdowns since 2013, the most in the NFL over that span.

Rk.	INT TDs	Team
1.	18	Kansas City Chiefs
2t.	15	Chicago Bears
	15	Houston Texans
4t.	14	Arizona Cardinals
	14	Denver Broncos
	14	Los Angeles Rams
	14	Tampa Bay Buccaneers

### DEFENSE GETS HOME

Getting after the opposing quarterback has been a point of pride for the Kansas City Chiefs. The Chiefs defense tied for the NFL lead in 2018 with 52.0 total sacks, as DT Chris Jones ranked third in the NFL with 15.5 sacks. The Chiefs defensive unit collected 9.0 sacks in Week 7, the most in a single game since 2013, and added a 5.0 sack performance in Week 8.

2019 Chiefs Sack Leaders		Multiple Sacks from Weeks 7-8	
DT Chris Jones	9.0	DE Frank Clark	2.0
DE Frank Clark	8.0	LB Anthony Hitchens	2.0
DE Emmanuel Ogbah	5.5	DE Tanoh Kpassagnon	2.0
DE Alex Okafor	5.0	DE Emmanuel Ogbah	2.0
DE Tanoh Kpassagnon	4.0	DE Alex Okafor	2.0

### GLOBAL TIES

The 2019 Chiefs roster has several global ties, including three internationally born players.

- **G Laurent Duvernay-Tardif** is from Quebec, where he attended McGill University and became just the second player out of McGill to be drafted into the NFL. Sticking to his Canadian roots during the 2018 PyeongChang Winter Olympics, **Duvernay-Tardif** served as a reporter for the Canadian Broadcasting Corporation.



- Despite not being born internationally, **LB Tanoh Kpassagnon** spent his summers visiting his father, an economist in Ivory Coast.

- After **S Daniel Sorensen's** freshman season at BYU in 2008, he missed the next two football seasons while he was serving in the Costa Rica San Jose Mission from 2010-11.

- Five Chiefs players on the roster have roots in Nigeria. **DE Emmanuel Ogbah** was born in Lagos, Nigeria, and moved with his family to Texas when he was nine years old. **DT Derrick Nnadi** and **DE Alex Okafor** are both first generation Americans whose parents immigrated to the United States from Nigeria.



## CHIEFS DEFENSIVE NOTES

### CHIEFS DEFENSE NO STRANGER TO END ZONE

Below is a look at Kansas City's most recent defensive touchdowns. Kansas City is 121-30-2 (.797) when producing a defensive score. KC is 112-27-1 (.804) when scoring a defensive TD and 14-3-1 (.806) when recording a safety. Kansas City's defense ranks third in the NFL in scoring defense since 2013.

#### Defensive Scores Under Head Coach Andy Reid

Date	Opponent	Defensive Score	Result
12/11/19	OAK	S Juan Thornhill 46-yd INT return	W, 40-9
10/17/19	@ DEN	LB Reggie Ragland 5-yd fum return	W, 30-6
9/29/19	@ DET	CB B. Breeland 100-yd fum. return	W, 34-30
12/30/18	OAK	S Dan Sorensen 54-yd INT return	W, 35-3
11/19/18	@ LAR	DE Allen Bailey 2-yd fum. return	L, 51-54
10/21/18	CIN	S Ron Parker 33-yd INT return	W, 45-10
10/7/18	JAX	DL Chris Jones 20-yd INT return	W, 30-14
12/31/17	@ DEN	LB Ramik Wilson 11-yd fum. return	W, 27-24
10/30/17	DEN	CB Marcus Peters 45-yd fum. return	W, 29-19
10/2/17	WAS	LB Justin Houston 13-yd fum. return	W, 29-20
12/4/16	@ ATL	S Eric Berry 37-yd INT return	W, 29-28
11/27/16	@ DEN	LB Justin Houston safety (R. Okung)	W, 30-27
11/13/16	@ CAR	S Eric Berry 42-yd INT return	W, 20-17
10/23/16	NO	S Daniel Sorensen 48-yd INT return	W, 27-21
9/25/16	NYJ	LB Derrick Johnson 55-yd INT return	W, 24-3
12/20/15	@ BAL	CB Marcus Peters 90-yd INT return	W, 34-14
12/20/15	@ BAL	S Tyvon Branch 73-yd fumble return	W, 34-14
12/6/15	@ OAK	S Tyvon Branch 38-yd INT return	W, 34-20
11/22/15	SD	LB Justin Houston 17-yd INT return	W, 33-3
10/11/15	CHI	LB Ramik Wilson FR in endzone	L, 18-17
9/17/15	DEN	CB Marcus Peters 55-yd INT return	L, 31-24
9/29/14	NE	S Husain Abdullah 39-yd INT return	W, 41-14
12/15/13	@ OAK	S Eric Berry 47-yard INT return	W, 56-31
11/3/13	@ BUF	LB Tamba Hali 11-yard fumble return	W, 23-13
11/3/13	@ BUF	CB Sean Smith 100-yd INT return	W, 23-13
10/13/13	OAK	S Husain Abdullah 44-yd INT return	W, 24-7
9/19/13	@ PHI	S Eric Berry 38-yd INT return	W, 26-16
9/8/13	@ JAX	LB Tamba Hali 10-yd INT return	W, 28-2

### DEFENSIVE TD LEADERS SINCE 2015

Since the start of the 2015 season, the Chiefs defensive unit is the league-leader in defensive TDs scored. The Chiefs defense has recorded an NFL-best 12 INT return TDs and ranks fourth in the league with nine fumbles returned for a TD.

The Chiefs defense ranked tied for third in the NFL with two fumble return TDs in 2019 and recorded an INT return TD vs. Oakland in Week 13.

#### NFL LEADERS: TOTAL DEF. TDs (SINCE 2015)

Rk.	Team	Total TDs	INT TDs	Fum TDs
1.	KC	21	12	9
2.	TB	18	8	10
3.	BAL	17	6	11
4.	DEN	16	11	5
5.	LAR	15	9	6

### DL LEADS THE LEAGUE IN PASSES DEFENSED

In 2019, the Chiefs defensive line unit ranked first in the NFL for passes defended by a DL unit.

#### NFL LEADERS: PASSES DEFENSED (DL)

Rk.	Team	PD
1.	Kansas City	16
2.	Oakland	15
3t.	Denver	14
	Seattle	14
	Buffalo	14

### CHIEFS EXCEL WHEN SACKING THE QB

The Chiefs have placed an emphasis on putting pressure on opposing quarterbacks. Kansas City has recorded 6.0 or more team sacks 60 times in team history. In those 60 games, Kansas City has a 54-5-1 (.908) record and has outscored its opponents 1,759-725.

#### Record When Recording 6.0 or More Team Sacks

Date	Opponent	Sacks	Yds	Result
12/4/1960	Houston	7.0	54	W, 24-0
12/18/1960	Buffalo	6.0	37	W, 24-7
9/23/1962	@ Oakland	6.0	67	W, 26-16
12/8/1963	Denver	6.0	47	W, 52-21
12/14/1963	Boston	6.0	54	W, 35-3
11/8/1964	Oakland	7.0	65	W, 42-7
10/31/1965	Oakland	6.0	62	W, 14-7
10/8/1967	Miami	7.0	77	W, 41-0
9/28/1968	@ Miami	6.0	55	W, 48-3
11/10/1968	@ Cincinnati	6.0	35	W, 16-9
12/8/1968	@ San Diego	6.0	61	W, 40-3
12/14/1968	@ Denver	7.0	78	W, 30-7
10/26/1969	Cincinnati	6.0	23	W, 42-22
11/2/1969	@ Buffalo	9.0	93	W, 29-7
9/28/1970	@ Baltimore	7.0	73	W, 44-24
12/6/1970	Denver	6.0	45	W, 16-0
10/1/1972	@ Denver	8.0	63	W, 45-24
11/12/1973	Chicago	6.0	64	W, 19-7
12/2/1973	Cleveland	7.0	50	T, 20-20
9/23/1979	Oakland	7.0	55	W, 35-7
10/5/1980	@ Oakland	6.0	54	W, 31-17
11/13/1983	Cincinnati	7.0	49	W, 20-15
11/27/1983	@ Seattle	6.0	40	L, 48-51 (OT)
9/30/1984	Cleveland	11.0	78	W, 10-6
12/8/1985	Atlanta	7.0	53	W, 38-10
9/21/1986	Houston	7.0	42	W, 27-13
9/23/1990	@ Green Bay	6.0	35	W, 17-3
10/7/1990	@ Indianapolis	7.0	62	L, 19-23
11/11/1990	Seattle	9.0	70	L, 16-17
12/2/1990	@ New England	6.0	44	W, 37-7
10/7/1991	Buffalo	6.0	43	W, 33-6
11/17/1991	Denver	6.0	47	L, 20-24
10/11/1992	Philadelphia	6.0	39	W, 24-17
11/8/1992	San Diego	6.0	56	W, 16-14
12/27/1992	Denver	6.0	56	W, 42-20
10/3/1993	LA Raiders	6.0	46	W, 24-9
10/17/1994	@ Denver	6.0	30	W, 31-28
10/1/1995	@ Arizona	7.0	68	W, 24-3
9/15/1996	@ Seattle	7.0	18	W, 35-17
11/16/1997	Denver	6.0	38	W, 24-22
12/7/1997	Oakland	6.0	45	W, 30-0
12/14/1997	@ San Diego	7.0	34	W 29-7
9/6/1998	Oakland	10.0	58	W, 28-8
12/26/1998	@ Oakland	6.0	44	W, 31-24
9/17/2000	San Diego	6.0	31	W, 42-10
11/26/2000	@ San Diego	6.0	28	L, 16-17
12/10/2000	Carolina	6.0	18	W, 15-14
12/8/2002	St. Louis	7.0	49	W, 49-10
12/4/2011	Chicago	7.0	45	W, 10-3
9/8/2013	@ Jacksonville	6.0	50	W, 28-2
9/19/2013	@ Philadelphia	6.0	34	W, 26-16
10/13/2013	Oakland	9.0	63	W, 24-7
12/8/2013	@ Washington	6.0	31	W, 45-10
10/26/2014	St. Louis	7.0	44	W, 34-7
12/28/2014	San Diego	7.0	42	W, 19-7
11/1/2015	Detroit	6.0	32	W, 45-10
1/3/2016	Oakland	6.0	37	W, 23-17
10/30/2016	@ Indianapolis	6.0	38	W, 30-14
9/17/2017	Philadelphia	6.0	34	W, 27-20
10/17/2019	@ Denver	9.0	79	W, 30-6



## SPECIAL TEAMS NOTES

### BUTKER'S BOOTS

K Harrison Butker's 147 points scored led all NFL players in 2019, while the third-year K also broke his own franchise record for the most points scored by a K in a single season. Butker's 147 points rank second in club history for the most points scored by any player in a single season (Priest Holmes, 2003; 162). In Week 16 at Chicago, Butker connected on a 56-yard field goal, which marked the fourth-longest field goal made in franchise history.

#### NFL LEADERS

##### POINTS SCORED (2019)

Rk.	Pts.	Player	Team
1.	147	Harrison Butker	KC
2.	144	Wil Lutz	NO
3.	141	Justin Tucker	BAL
4.	127	Zane Gonzalez	ARI
5.	124	Matt Gay	TB

##### CHIEFS MOST POINTS, SEASON

Rk.	Pts.	Player	Year
1.	162	Priest Holmes	2003
2.	147	Harrison Butker	2019
3.	144	Priest Holmes	2002
4.	142	Harrison Butker	2017
5.	139	Nick Lowery	1990
6.	137	Harrison Butker	2018

### BUTKER KEEPING PACE

In his first three NFL seasons, K Harrison Butker has recorded at least 100 points each season and has accumulated 426 total points. Butker's 426 career points are the most points scored in a player's first three NFL seasons in league history.

##### NFL RECORD BOOK: POINTS SCORED, FIRST 3 SEASONS

Rk.	Player	Points	Team
1.	Harrison Butker	426	KC
2.	Wil Lutz	409	NO
3.	Justin Tucker	401	BAL
4.	Mason Crosby	397	GB
5.	Dan Bailey	390	DAL

### QUALITY SPECIAL TEAMS PLAY

Over the past seven seasons (2013-19) under Special Teams Coordinator Dave Toub, the Chiefs special teams units have performed consistently. In fact, over the seven-year span, the club leads the league in kick return average and ranks second in punt return average. Additionally, the Chiefs have a combined 12 return touchdowns, which also ranks first in the NFL.

Rk.	Team	KR	Yds.	Avg.	TDs
1.	Kansas City	294	7,433	25.3	5
2.	Minnesota	259	6,450	24.9	5
3.	Baltimore	237	5,869	24.8	3
4.	Cincinnati	276	6,756	24.5	1
5.	Indianapolis	232	5,561	24.0	1

Rk.	Team	PR	Yds.	Avg.	TDs
1.	Baltimore	239	2,529	10.6	4
2.	Kansas City	283	2,950	10.4	7
3.	Minnesota	213	2,175	10.2	4
4t.	Chicago	195	1,872	9.6	4
	Detroit	215	2,065	9.6	6

Rk.	Team	PR TDs	KR TDs	Tot TDs
1.	Kansas City	7	5	12
2.	Minnesota	4	5	9
3t.	Detroit	6	2	8
	Philadelphia	4	4	8
5.	Baltimore	4	3	7

### COLQUITT INSIDE THE 20

Dating back to 2005, Chiefs P Dustin Colquitt leads all NFL punters in pinning opponents inside of their own 20-yard line. His current mark of 462 stands as a Chiefs franchise record.

Rk.	Player	TM	Punts	Avg.	In. 20	Net Avg.
1.	Dustin Colquitt	KC	1,124	44.8	462	39.7
2.	Sam Koch	BAL	1,046	45.4	405	39.5
3.	Andy Lee	ARI	1,194	47.0	400	40.2
4.	Donnie Jones	---	1,131	45.5	373	39.6
5t.	Shane Lechler	---	1,084	48.1	355	40.0
	Brett Kern	TEN	912	46.0	355	40.4

He is the Chiefs all-time leader in punts inside of the opponent's 20 with 462.

##### CHIEFS RECORD BOOK: PUNTS INSIDE 20, CAREER

Rank	Inside 20	Player	Years
1.	462	Dustin Colquitt	2005-19
2.	117	Louie Aguiar	1994-98
3.	62	Bryan Barker	1990-93
4.	58	Jim Arnold	1983-85
5.	54	Kelly Goodburn	1987-90

### CONSISTENT COVERAGE WITH TOUB

Since his arrival in 2013, Chiefs Special Teams Coordinator/Assistant Head Coach Dave Toub has had tremendous success with his coverage units.

##### FEWEST RETURN TDS ALLOWED SINCE 2013

Rk.	Team	PR/KR TDs
1t.	Kansas City	0
	Atlanta	0
3t.	Dallas	1
	New England	1

Toub's one return TD allowed since the 2010 season ranks tied for the best among all active Special Teams Coordinators who have led special teams units since the 2010 season.

##### FEWEST RETURN TDS ALLOWED SINCE 2010 (ACTIVE STC)

Rk.	STC	Team	TDs
1t.	Dave Toub	KC/CHI	1
	Keith Armstrong	TB/ATL	1
3.	Danny Crossman	MIA/BUF/DET	4
4.	Brad Seely	HOU/OAK/SF/CLE	5
5.	Chris Tabor	CHI/CLE	6

##### TOUB - RETURN TDS ALLOWED SINCE 2004 (FEWEST IN NFL)

Date	Type	Opponent
12/25/05	PR	Green Bay
9/30/07	KR	Detroit
9/19/10	PR	Dallas

### HILL MAKING HISTORY

Chiefs wide receiver and return specialist Tyreek Hill has a knack for finding the end zone when teams kick to him. In 60 career games played, he has returned five kicks for scores. Below is where he ranks in team history.

##### CHIEFS RECORD BOOK: CAREER RETURNS FOR TDS

Rk.	Player	PR	KR	Total
1.	Dante Hall	5	6	11
2.	Tamarick Vanover	4	4	8
3	Tyreek Hill	4	1	5
4.	J.T. Smith	4	0	4
5.	Dexter McCluster	3	0	3



## 2019 OFFSEASON NOTES

### QB PATRICK MAHOMES CLEANS UP 2018 AWARDS

First-year starting QB Patrick Mahomes led the Kansas City Chiefs to the team's first AFC Championship Game appearance since 1993, ultimately being recognized for his seasonal efforts with a plethora of acknowledgments.

The 23-year-old Mahomes became the youngest NFL Most Valuable Player Award recipient since Pro Football Hall of Famer Dan Marino (1984) at NFL Honors, one week removed from being named MVP of the Pro Bowl Game where he helped lead the AFC to a convincing victory over the NFC, 26-7. Mahomes became the first MVP Award recipient in Chiefs history shortly after receiving his First-Team All-Pro nod.

Continuing recognition at the highest level across the National Football League, Mahomes was awarded the ESPY for Best NFL Player and was named AFC Offensive Player of Year at the 101 Awards. In the final puzzle piece to close the door to the 2018 NFL season, Mahomes ranked No. 4 in the NFL's Top 100 Players of 2019 poll, as voted on by the players.

### CHIEFS NAME SPAGNUOLO NEW DC

Head Coach Andy Reid and the Kansas City Chiefs announced on Jan. 24 that the club had hired former NFL head coach and long-time NFL assistant coach Steve Spagnuolo as Defensive Coordinator.

"Steve is a bright defensive mind with a lot of coaching experience and success in our league," Chiefs Head Coach Andy Reid said. "I know him well from our time together in Philadelphia and I feel that his leadership skills and teaching abilities, combined with his scheme, will be a great fit for our team as we move forward."

Spagnuolo now brings more than 36 years of coaching experience across the collegiate and professional ranks to the Chiefs, including a tenure of two decades in the NFL. Prior to joining the Chiefs, Spagnuolo served as the defensive coordinator for the New York Giants for three seasons (2015-17) and was named the Giants interim head coach for the final four weeks of the 2017 season. His three years coordinating New York's defense marked his second stint in that role as he served as the Giants defensive coordinator from 2007-08. Spagnuolo's defense helped lead the Giants to a 17-14 victory over the previously undefeated Patriots in Super Bowl XLII.

After his first stop with the Giants (2007-08), Spagnuolo was hired as head coach of the St. Louis Rams, where he spent three seasons at the helm (2009-11). He also had a stint as defensive coordinator of the New Orleans Saints (2012) and spent two seasons on the defensive staff of the Baltimore Ravens, first as a senior defensive assistant (2013) and then as assistant head coach/secondary coach (2014).

Spagnuolo broke into the NFL under Kansas City Chiefs Head Coach Andy Reid when Reid held the same position with the Philadelphia Eagles (1999-2012). Spagnuolo spent eight seasons (1999-2006), holding the positions of defensive assistant/quality control coach (1999-2000), defensive backs coach (2001-03) and linebackers coach (2004-06). While with the Eagles, Spagnuolo was part of four consecutive NFC East titles, reached four straight conference title games and earned a Super Bowl appearance following the 2004 season.



### CHIEFS BOLSTER ROSTER WITH MOVES ON DEFENSE

The Kansas City Chiefs made quick work in the unrestricted free agency period of the offseason, signing S Tyrann Mathieu one day after the opening of the official signing period. Just over one month later, the additions continued on the defensive side of the ball as General Manager Brett Veach and the personnel staff orchestrated a trade with the Seattle Seahawks to acquire DE Frank Clark.

"Tyrann's a player we've had our eyes on for a while now, and we're excited about him joining our team," Chiefs General Manager Brett Veach said. "He's versatile and tough, with a lot of playmaking ability. He'll be a great addition to our secondary."

"Brett and his staff did a tremendous job working to get Tyrann here in Kansas City," Chiefs Head Coach Andy Reid said. "He's a talented player and very physical on the football field. We are excited to get started working with him this offseason."

With the acquisition of Clark, the Chiefs established a presence on the edge to fit new Defensive Coordinator Steve Spagnuolo's style and system.

"We're happy to add Frank to our team," Chiefs Head Coach Andy Reid said. "Competing against him and watching his film, you can see how physical and impressive he is in both the run and the pass game. He's young and has consistently played at a high level since he entered the league. Congrats to Brett and his team, as well as Frank's representatives on getting this deal done."



### CHIEFS EXTEND BUTKER AND SCHWARTZ

The Kansas City Chiefs reached agreements to extend the contracts of both K Harrison Butker and T Mitchell Schwartz.

Butker, the former seventh-round pick out of Georgia Tech by the Carolina Panthers in 2017, was originally signed by the Chiefs from the Panthers practice squad two seasons ago. Before culminating the offseason, the Chiefs and Butker mutually agreed to a five-year contract extension.

Butker has converted 62-of-69 career field goals in his two seasons for the Chiefs, garnering a nomination on the PFWA All-Rookie team in 2017. Butker was also named the AFC's Special Teams Player of the Month for December of the 2017 season. Butker's contribution of 137 points in 2018 added to the team's franchise-record of 565 total points scored, which ranked third all-time in NFL history.

A key piece of the offensive unit that assisted in scoring the most points in franchise history was T Mitchell Schwartz, who also agreed to an extension prior to the commencement of the 2019 season. By agreeing to the extension, Schwartz's current deal currently has him as a member of the Chiefs through the 2021 season.

Schwartz earned a First-Team All-Pro nod following the 2018 season. The former second-round pick in the 2012 NFL Draft by the Cleveland Browns has recorded 112 consecutive starts since entering the league in 2012 and owns the highest current streak of consecutive snaps in the NFL (7,397).



## 2019 KANSAS CITY CHIEFS DRAFT CLASS

**WR Mecole Hardman** was selected as the first of two second-round picks for the Chiefs (56th overall). Hardman hauled in 59 catches for 950 yards and 11 touchdowns in his last 29 games for the Georgia Bulldogs, averaging 16.1 yards per catch. He tallied seven catches of 30+ yards and four of at least 50+ yards in 2018.

**DB Juan Thornhill** was tabbed as the Chiefs' second and final second-round pick of the 2019 NFL Draft. Thornhill was selected 63rd overall out of the University of Virginia. Thornhill was a three-year starter at UVA, tallying 208 tackles, 39 passes defended, 13 INTs, 12.0 tackles-for-loss, 1.5 sacks and a forced fumble from 2016-18. He entered his senior season on the Nagurski and Bednarik watch lists and finished his career at Virginia as an AP All-ACC selection in 2018.

**DL Khaleke Saunders** rounded out the Day 2 picks for the Chiefs, as Kansas City selected Saunders with the 84th overall selection out of Western Illinois. Saunders racked up 25 tackles-for-loss and 14.0 sacks over the last two seasons for the Leathernecks, earning AP FCS Second-Team All-American honors as a senior. Following his efforts at the FCS level, Saunders also earned an invite to the 2019 Senior Bowl in Mobile, Ala.

**DB Rashad Fenton** was selected with one of the team's two sixth-round picks in the 2019 NFL Draft. Fenton was taken with the 201st overall selection out of the University of South Carolina. Fenton tallied a team-leading three interceptions in 2018 to go along with 34 tackles, six pass breakups and 2.5 tackles-for-loss. Fenton appeared in 48 games (30 starts) over the course of his four-year career for the Gamecocks, recording 122 tackles, 24 passes defended, five picks and a forced fumble.

**RB Darwin Thompson** was chosen by the Chiefs with the 214th overall pick on the team's second sixth-round selection. Thompson played just one season at Utah State, but tallied 1,044 rushing yards and 14 scores in 2018, averaging 6.8 yards per attempt, good for the 13th-best mark in the country. Contributing out of the backfield, Thompson hauled in 23 passes or 351 yards and two touchdowns to earn second-team All-Mountain West honors.

**G Nick Allegretti** was selected in the seventh round (216th overall) by the Chiefs out of the University of Illinois. Allegretti was a two-time captain at Illinois over his four-year career, earning Second-Team All-Big 10 honors from the media in 2018. He didn't miss a start over his final three years on the team. Allegretti also won the 2019 Big 10 Medal of Honor, which is awarded to one student athlete from the graduating class at each university who excelled both on and off the field. He was a four-time member of the Academic All-Big Ten, as well.

## SPAGNUOLO ROUNDS OUT DEFENSIVE STAFF

Defensive Coordinator Steve Spagnuolo and the Kansas City Chiefs enter 2019 with a defensive coaching staff that features members with scheme and organizational familiarity, along with championship experience.

### DEFENSIVE COACHING STAFF

Steve Spagnuolo – Defensive Coordinator  
Brendan Daly – Run Game Coordinator/Defensive Line  
Matt House – Linebackers  
Dave Merritt – Defensive Backs  
Sam Madison – Defensive Backs/Cornerbacks  
Britt Reid – Linebackers/Outside Linebackers  
Terry Bradden – Defensive Quality Control  
Alex Whittingham – Defensive Quality Control  
Connor Embree – Defensive Assistant

Daly, House, Merritt, Madison and Embree will be joining the Chiefs staff for the first time in each of their careers, while Reid, Bradden and Whittingham will be returning to the defensive staff in 2019.

**Brendan Daly** begins his first season with the Kansas City Chiefs in 2019 as the club's Run Game Coordinator/Defensive Line Coach after serving four seasons as the Defensive Line Coach for the New England Patriots. Daly spent three seasons (2009-11) with Chiefs Defensive Coordinator and then-Rams Head Coach Steve Spagnuolo as the Defensive Line Coach in St. Louis.

**Matt House**, entering his first season as Linebackers Coach of the Chiefs, served as Defensive Coordinator/Insider Linebackers Coach for the past two seasons at the University of Kentucky.

**Dave Merritt** will tutor the DBs in 2019. He joins Kansas City after spending last season as the Defensive Backs Coach with the Arizona Cardinals. Before coaching in Arizona, Merritt spent 14 seasons with the New York Giants, where he was a Defensive Assistant (2004-05) and Secondary/Safeties Coach (2006-17), winning Super Bowls XLII and XLVI. With the Giants, Merritt worked under Defensive Coordinator Steve Spagnuolo.

**Sam Madison** will serve the Chiefs in 2019 as the Defensive Backs/Cornerbacks Coach. Madison played cornerback in the National Football League for 12 seasons, the first nine with the Miami Dolphins (1997-2005). Following his time in Miami, Madison played three seasons with the New York Giants (2006-08), two came under Defensive Coordinator Steve Spagnuolo and all three under Defensive Backs Coach David Merritt. During their time together, Madison, Spagnuolo and Merritt won Super Bowl XLII.

## NEW TO THE KINGDOM

Since the beginning of 2019, the Kansas City Chiefs signed/traded for a number of players to bolster the roster heading into the regular season.

Pos.	Name	Last Team	How Acquired
TE	Blake Bell	Minnesota	Signed
CB	Morris Claiborne	N.Y. Jets	Signed
DE	Frank Clark	Seattle	Trade
LB	Darron Lee	N.Y. Jets	Trade
DB	Tyrann Mathieu	Houston	Signed
RB	LeSean McCoy	Buffalo	Signed
DE	Emmanuel Ogbah	Cleveland	Trade
DE	Alex Okafor	New Orleans	Signed
DE	Terrell Suggs	Arizona	Waiver Claim
LB	Damien Wilson	Dallas	Signed



## KANSAS CITY AWARDED 2023 NFL DRAFT

The NFL announced that Kansas City was selected to host the 2023 NFL Draft at the annual Spring League Meeting in Key Biscayne, Fla. The 2023 NFL Draft will take place in Kansas City in the iconic area around Union Station and the National World War I Museum and Memorial, bringing fans together to celebrate one of the most-anticipated sports events of the year.

"We are excited to work with the Kansas City Chiefs and the City of Kansas City to showcase the area for a week-long celebration of football that will be watched by millions of fans," said NFL Commissioner Roger Goodell.

"This is a historic day for Kansas City and Chiefs Kingdom, and we are thrilled to be named the host city for the 2023 NFL Draft," said Clark Hunt, Chairman & CEO of the Kansas City Chiefs.



## CHIEFS MISCELLANEOUS NOTES

### OWNERSHIP OF 50+ YEARS

The Chiefs are one of only six current NFL franchises that have been owned by the same individual family for over 50 years.

Ownership	Franchise	Years
Halas Family	Chicago Bears	98
Bidwill Family	Arizona Cardinals	87
Rooney Family	Pittsburgh Steelers	86
<b>Hunt Family</b>	<b>Kansas City Chiefs</b>	<b>60</b>
Adams Family	Tennessee Titans	60
Ford Family	Detroit Lions	56



### NFL IMPORTANT DATES

#### 2020

Jan. 25..... Senior Bowl, Mobile, Alabama

Jan. 26..... NFL Pro Bowl

Feb. 2 ..... Super Bowl LIV, Hard Rock Stadium - South Florida

Feb. 24-March 2 ..... NFL Scouting Combine - Indianapolis, Ind.

March 18..... 2020 League Year and Free Agency Begins

March 29-April 1 ..... Annual League Meetings, Palm Beach, Florida

April 20 ..... Offseason Program Begins

April 23-25 ..... NFL Draft, Las Vegas, Nevada

### BY THE NUMBERS

**3**

Super Bowl appearances (Includes SB LIV)

**4**

AFL/AFC Championship appearances

**10**

AFC West Division Championships

**493**

Franchise wins including postseason

**13**

Pro Football Hall of Famers

**49**

Chiefs Hall of Famers

**227**

Number of Chiefs wins vs. AFC West opponents, the most of any other AFC West team in intra-division affairs (reg. and postseason combined)

**10**

Retired Chiefs numbers

**60**

The club is in its 60th season of existence

**82,893**

Largest crowd (regular season)

**142.2**

Highest decibel level at Arrowhead Stadium

**221**

Games won by Head Coach Andy Reid

**26.6**

Average Age of the Current Chiefs Roster

**5**

Walter Payton Man of the Year Recipients

**48**

Seasons at Arrowhead Stadium



## CHIEFS ALL-TIME YEAR-BY-YEAR RESULTS

YEAR	PRESEASON	REG. SEASON	PLAYOFFS
1960	6-0	8-6	0-0
1961	4-1	6-8	0-0
1962	2-3	11-3	1-0
1963	3-2	5-7-2	0-0
1964	4-1	7-7	0-0
1965	3-2	7-5-2	0-0
1966	4-0	11-2-1	1-1 (S.B. loss)
1967	4-1	9-5	0-0
1968	4-1	12-2	0-1
1969	6-0	11-3	3-0 (S.B. win)
1970	4-3	7-5-2	0-0
1971	4-1-1	10-3-1	0-1
1972	5-2	8-6	0-0
1973	2-4	7-5-2	0-0
1974	3-3	5-9	0-0
1975	3-3	5-9	0-0
1976	2-4	5-9	0-0
1977	3-3	2-12	0-0
1978	2-2	4-12	0-0
1979	3-1	7-9	0-0
1980	3-1	8-8	0-0
1981	1-3	9-7	0-0
1982	2-1-1	3-6	0-0
1983	2-2	6-10	0-0
1984	1-3	8-8	0-0
1985	3-1	6-10	0-0
1986	2-2	10-6	0-1
1987	4-1	4-11	0-0
1988	2-1-1	4-11-1	0-0
1989	1-3	8-7-1	0-0
1990	1-3	11-5	0-1
1991	2-2	10-6	1-1
1992	1-3	10-6	0-1
1993	3-1	11-5	2-1
1994	2-3	9-7	0-1
1995	3-1	13-3	0-1
1996	3-1	9-7	0-0
1997	1-3	13-3	0-1
1998	2-3	7-9	0-0
1999	2-2	9-7	0-0
2000	0-4	7-9	0-0
2001	2-2	6-10	0-0
2002	3-1	8-8	0-0
2003	3-2	13-3	0-1
2004	1-3	7-9	0-0
2005	0-4	10-6	0-0
2006	2-2	9-7	0-1
2007	0-4	4-12	0-0
2008	2-2	2-14	0-0
2009	0-4	4-12	0-0
2010	1-3	10-6	0-1
2011	0-4	7-9	0-0
2012	1-3	2-14	0-0
2013	2-2	11-5	0-1
2014	1-3	9-7	0-0
2015	4-0	11-5	1-1
2016	2-2	12-4	0-1
2017	2-2	10-6	0-1
2018	2-2	12-4	1-1
2019	1-3	12-4	2-0

## BRIAN WATERS SELECTED TO CHIEFS HOF

Kansas City Chiefs Chairman and CEO Clark Hunt announced in April that former offensive guard Brian Waters would be the 2019 inductee into the Chiefs Hall of Fame. Waters is the 49th individual and 45th player to earn this coveted honor. The official enshrinement ceremony into the Chiefs Hall of Fame was held during Chiefs Alumni Weekend at Arrowhead Stadium against the Colts on Oct. 6.

"In his 13 seasons with the Chiefs, Brian Waters was a fixture on some of the best offensive lines in franchise history," Chiefs Chairman and CEO Clark Hunt said. "Although he was undrafted coming out of college, Brian made the most of his opportunity here in Kansas City, and his work ethic, talent and toughness made him an undisputed leader on the field and in the locker room. Brian also has a tremendous heart of service, and his commitment to the Kansas City community earned him the prestigious Walter Payton Man of the Year Award in 2009."

Over 13 seasons with the Kansas City Chiefs (2000-10), the New England Patriots (2011) and the Dallas Cowboys (2013), Waters played in 186 games with 170 starts, earning six Pro Bowl selections and two first-team All-Pro recognitions by the Associated Press.



## THE FIRST LADY OF FOOTBALL

Norma Hunt continues to play an integral part of the Chiefs in Kansas City. She owns the distinction of being the only woman known to have attended all 53 Super Bowls and was selected to preside over the coin toss at Super Bowl XLI along with Pro Football Hall of Fame quarterback Dan Marino. She is involved in numerous philanthropic and civic efforts in Kansas City and Texas. Her late husband, Lamar Hunt, was the guiding force behind the formation of the Kansas City Chiefs and the American Football League and was inducted into the Pro Football Hall of Fame in 1972. He, with the help of his family, coined the term "Super Bowl."

Hunt, along with her daughter-in-law Tavia Hunt and granddaughters Gracie and Ava Hunt, all participate in the NFL Women's Apparel advertising campaigns. The Hunts have been featured alongside other female NFL leaders such as Charlotte Jones Anderson (Dallas Cowboys Executive Vice President/Chief Brand Officer and NFL Foundation chair), Suzanne Johnson (wife of New York Jets owner Woody Johnson) and Tanya Snyder (wife of Washington Redskins owner Dan Snyder).





## KC AMBASSADORS VISIT CENTRAL MIDDLE SCHOOL



To celebrate the legacy of Dr. Martin Luther King Jr. Day, the Chiefs and City Year led a creative and educational art workshop at Central Middle School on Tuesday, Jan. 21. The Central Middle School Art Club was joined by local artist and Central alum Lonnie Powell. Local artist Anthony High was also in attendance to lead the workshop.

Powell, a Kansas City native, has contributed to the Kansas City art community as an educator in Kansas City schools and has also served as a charter board member and president of the Black Archives of Mid-America. Powell's 2015 piece "Bluerooming," is featured in the Arrowhead Art Collection, which honors The Blue Room, a jazz club located in Kansas City's historic 18th and Vine District.



## 50/50 RAFFLE BENEFITS YOUTH EDUCATION

On Sunday, Jan. 19, the Chiefs hosted the Tennessee Titans at Arrowhead Stadium in the AFC Championship Game and the Hunt Family Foundation 50/50 Raffle raised \$84,203 that will benefit local NFL Play60 Youth Programs throughout Kansas City. This marks the largest amount raised by the 50/50 Raffle this season.

The 50/50 Raffle fundraiser gives fans the opportunity to purchase raffle tickets before and during all Chiefs home games. One lucky fan will go home with half of the jackpot while the other half of the net proceeds will be donated to a local charity through the Hunt Family Foundation.



## CHIEFS GIVE AWAY SUPER BOWL TICKETS

On Sunday, Jan. 19, the Chiefs hosted the Tennessee Titans in the AFC Championship Game. Prior to kickoff, Rudy "Mr. Rudy" Liggins was surprised with the gift of two Super Bowl LIV tickets, presented to him by Chiefs Chairman and CEO Clark Hunt as well as NFL Commissioner Roger Goodell.

Liggins was selected to be the recipient of the tickets due to his long-standing service to the Kansas City community. Liggins has worked at The Children's Place for more than 40 years, giving to local children and families in need. Liggins then watched the Chiefs claim the Lamar Hunt Trophy from Goodell's suite.

The Children's Place offers a multi-disciplinary day treatment program for survivors of abuse and neglect from six weeks through six years of age. The mission of the agency is to promote positive mental health and developmental outcomes through prevention, treatment and family support for young children who have experienced abuse, neglect or other trauma. The Children's Place was also the Chiefs Charity Game beneficiary from 2015-17.



## KC PREPARES FOR SUPER BOWL LIV

The commemorative 60th season flags still fly throughout the Plaza and Westport, the city still glows red at night and jerseys are still covering iconic local statues and they will continue to do so for the next two weeks, this time with a few more additions. The banners that hang outside of Union Station got a new addition to them that says 'AFC Champions,' and the Sprint Center is now decorated with a 'Super Bowl Bound' sticker.

On Sunday, Jan. 19, the Chiefs defeated the Tennessee Titans at Arrowhead Stadium to claim the AFC Championship title and continue their playoff run down to Miami for Super Bowl LIV. The farther the Chiefs have gone in the playoffs, the more the city has celebrated and continued their support throughout the community.

The 2019 season marks the 100th season of the National Football League, the 60th season of the Chiefs and the 50th anniversary of the Chiefs winning Super Bowl IV. The Chiefs continue their run at bringing the Lombardi Trophy home to Kansas City in one of the most historic seasons yet.







### CHIEFS FANS SET WORLD RECORD



On Monday, Sept. 29, 2014, Kansas City defeated the New England Patriots 41-14, and Chiefs fans set a Guinness World Record for Loudest Crowd Roar at a Sports Stadium (Outdoors). Chiefs fans reached a peak decibel reading of 142.2 as Guinness World Records adjudicator Philip Robertson monitored the sound levels. The mark was set early in the contest while the club was on defense. The Arrowhead Stadium record passed the old record of 137.5 decibels and broke Seattle's record of 137.6. The Chiefs still hold the record five years later.



### TOP CROWDS AT ARROWHEAD

(Regular Season and Playoffs)

Date	Opponent	Attendance
Oct. 2, 2000	Seattle	82,893*
Nov. 5, 1972	Oakland	82,094
Sept. 11, 1994	San Francisco	79,907
Sept. 17, 1972	Miami	79,829
Nov. 23, 2006	Denver	79,484
Sept. 22, 1996	Denver	79,439
Oct. 26, 1998	Pittsburgh	79,431
Oct. 9, 1995	San Diego	79,288
Sept. 8, 1996	Oakland	79,281
Nov. 10, 1996	Green Bay	79,281
Oct. 7, 1996	Pittsburgh	79,189
Jan. 11, 2004	Indianapolis	79,159

### THE ARROWHEAD ADVANTAGE

"The fans, they're phenomenal. 142.2 decibels, I never thought I would be fired up (for) decibel levels but I'm fired up for them. My ears are still ringing. I mean it was loud, loud down there. Like incredibly loud."

- Chiefs Head Coach Andy Reid

"One hundred percent. Whenever you can go out in pregame warmups and feed on the energy because the fans are there packing the stadium that early, it truly is special. We feed off that the entire game. There's not an empty seat in the stands and I know there won't be an empty seat in Arrowhead this week. I'm excited just to be in front of that crowd playing this AFC Championship."

- Chiefs QB Patrick Mahomes

"A legendary environment like that at Arrowhead Stadium is something else. We're excited about it, we respect it, we realize that the environment is an issue and an element of play and it's something that we need to be prepared for and ultimately combat."

- Steelers Head Coach Mike Tomlin





# 2019 NFL STANDINGS

## AFC East

Team	W	L	T	PCT	PF	PA	Home	Road	AFC	NFC	DIV	Streak
y- New England	12	4	0	.750	420	225	6-2-0	6-2-0	8-4-0	4-0-0	5-1-0	Lost 1
x- Buffalo	10	6	0	.625	314	259	4-4-0	6-2-0	7-5-0	3-1-0	3-3-0	Lost 2
N.Y. Jets	7	9	0	.438	276	359	5-3-0	2-6-0	4-8-0	3-1-0	2-4-0	Won 2
Miami	5	11	0	.313	306	494	3-5-0	2-6-0	4-8-0	1-3-0	2-4-0	Won 2

## AFC North

Team	W	L	T	PCT	PF	PA	Home	Road	AFC	NFC	DIV	Streak
z- Baltimore	14	2	0	.875	531	282	7-1-0	7-1-0	10-2-0	4-0-0	5-1-0	Won 12
Pittsburgh	8	8	0	.500	289	303	5-3-0	3-5-0	6-6-0	2-2-0	3-3-0	Lost 3
Cleveland	6	10	0	.375	335	393	4-4-0	2-6-0	6-6-0	0-4-0	3-3-0	Lost 3
Cincinnati	2	14	0	.125	279	420	2-6-0	0-8-0	2-10-0	0-4-0	1-5-0	Won 1

## AFC South

Team	W	L	T	PCT	PF	PA	Home	Road	AFC	NFC	DIV	Streak
y- Houston	10	6	0	.625	378	385	5-3-0	5-3-0	8-4-0	2-2-0	4-2-0	Lost 1
x- Tennessee	9	7	0	.563	402	331	4-4-0	5-3-0	7-5-0	2-2-0	3-3-0	Won 1
Indianapolis	7	9	0	.438	361	373	5-3-0	2-6-0	5-7-0	2-2-0	3-3-0	Lost 1
Jacksonville	6	10	0	.375	300	397	3-5-0	3-5-0	6-6-0	0-4-0	2-4-0	Won 1

## AFC West

Team	W	L	T	PCT	PF	PA	Home	Road	AFC	NFC	DIV	Streak
Kansas City	12	4	0	.750	451	308	5-3-0	7-1-0	9-3-0	3-1-0	6-0-0	Won 6
Denver	7	9	0	.438	282	316	5-3-0	2-6-0	6-6-0	1-3-0	3-3-0	Won 2
Oakland	7	9	0	.438	313	419	5-3-0	2-6-0	5-7-0	2-2-0	3-2-0	Lost 1
L.A. Chargers	5	11	0	.313	337	345	2-6-0	3-5-0	3-9-0	2-2-0	0-6-0	Lost 3

## NFC East

Team	W	L	T	PCT	PF	PA	Home	Road	NFC	AFC	DIV	Streak
y- Philadelphia	9	7	0	.563	385	354	5-3-0	4-4-0	7-5-0	2-2-0	5-1-0	Won 4
Dallas	8	8	0	.500	434	321	5-3-0	3-5-0	7-5-0	1-3-0	5-1-0	Won 1
N.Y. Giants	4	12	0	.250	341	451	2-6-0	2-6-0	3-9-0	1-3-0	2-4-0	Lost 1
Washington	3	13	0	.266	266	435	1-7-0	2-6-0	2-10-0	1-3-0	0-6-0	Lost 4

## NFC North

Team	W	L	T	PCT	PF	PA	Home	Road	NFC	AFC	DIV	Streak
Green Bay	13	3	0	.813	376	313	7-1-0	6-2-0	10-2-0	3-1-0	6-0-0	Won 5
x- Minnesota	10	6	0	.625	407	303	6-2-0	4-4-0	7-5-0	3-1-0	2-4-0	Lost 2
Chicago	8	8	0	.500	280	298	4-4-0	4-4-0	7-5-0	1-3-0	4-2-0	Won 1
Detriot	3	12	1	.219	341	423	2-6-0	1-6-1	2-9-1	1-3-0	0-6-0	Lost 9


## NFC South

Team	W	L	T	PCT	PF	PA	Home	Road	NFC	AFC	DIV	Streak
y- New Orleans	13	3	0	.813	458	341	6-2-0	7-1-0	9-3-0	4-0-0	5-1-0	Won 3
Atlanta	7	9	0	.438	381	381	3-5-0	4-4-0	6-6-0	1-3-0	4-2-0	Won 4
Tampa Bay	7	9	0	.438	458	458	2-6-0	5-3-0	5-7-0	2-2-0	2-4-0	Lost 2
Carolina	5	11	0	.313	340	470	2-6-0	3-5-0	2-10-0	3-1-0	1-5-0	Lost 8

## NFC West

Team	W	L	T	PCT	PF	PA	Home	Road	NFC	AFC	DIV	Streak
z- San Francisco	13	3	0	.813	479	310	6-2-0	7-1-0	10-2-0	3-1-0	5-1-0	Won 2
x- Seattle	11	5	0	.688	405	398	4-4-0	7-1-0	8-4-0	3-1-0	3-3-0	Lost 2
L.A. Rams	9	7	0	.563	394	364	5-3-0	4-4-0	7-5-0	2-2-0	3-3-0	Won 1
Arizona	5	10	1	.344	361	442	2-5-1	3-5-0	3-8-1	2-2-0	1-5-0	Lost 1





# CHIEFS KINGDOM

CUMULATIVE STATS & GAME SUMMARIES





WON 12, LOST 4				* RUSHING				No.	Yds	Avg	Long	TD					
09/08 W 40-26	at Jacksonville			60,157	Dam. Williams			111	498	4.5	91t	5					
09/15 W 28-10	at Oakland			52,748	McCoy			101	465	4.6	39	4					
09/22 W 33-28	Baltimore			73,390	Mahomes			43	218	5.1	25	2					
09/29 W 34-30	at Detroit			65,188	Dar. Williams			41	141	3.4	41	3					
10/06 L 13-19	Indianapolis			73,352	D. Thompson			37	128	3.5	12	1					
10/13 L 24-31	Houston			73,323	Ware LG			17	51	3.0	6	0					
10/17 W 30- 6	at Denver			76,748	Ware TM			17	51	3.0	6	0					
10/27 L 24-31	Green Bay			73,558	Hill			8	23	2.9	5	0					
11/03 W 26-23	Minnesota			73,615	Hardman			4	17	4.3	9	0					
11/10 L 32-35	at Tennessee			68,864	Watkins			2	12	6.0	11	0					
11/18 W 24-17	at L.A. Chargers			76,252	Sherman			4	9	2.3	5	0					
12/01 W 40- 9	Oakland			73,548	Kelce			1	4	4.0	4t	1					
12/08 W 23-16	at New England			65,878	Thomas TM			1	4	4.0	4	0					
12/15 W 23- 3	Denver			73,257	Moore			5	-1	-2.2	3	0					
12/22 W 26- 3	at Chicago			62,213	TEAM			375	1569	4.2	91t	16					
12/29 W 31-21	L.A. Chargers			73,680	OPPONENTS			416	2051	4.9	68t	14					
K.C.				Opp.				* RECEIVING				No.	Yds	Avg	Long	TD	
TOTAL FIRST DOWNS				350	344				Kelce				97	1229	12.7	47	5
Rushing				93	115				Hill				58	860	14.8	57t	7
Passing				211	190				Watkins				52	673	12.9	68t	3
Penalty				46	39				Robinson				32	449	14.0	44t	4
3rd Down: Made/Att				89/187	75/202				Dam. Williams				30	213	7.1	32	2
3rd Down Pct.				47.6	37.1				McCoy				28	181	6.5	23	1
4th Down: Made/Att				6/10	16/31				Hardman				26	538	20.7	83t	6
4th Down Pct.				60.0	51.6				Dar. Williams				15	167	11.1	52	1
POSSESSION AVG.				29:27	30:33				Pringle				12	170	14.2	28	1
TOTAL NET YARDS				6067	5594				D. Thompson				9	43	4.8	19	0
Avg. Per Game				379.2	349.6				Bell				8	67	8.4	30	0
Total Plays				976	1043				Ware LG				5	22	4.4	18	0
Avg. Per Play				6.2	5.4				Ware TM				5	22	4.4	18	0
NET YARDS RUSHING				1569	2051				Yelder				3	50	16.7	24	0
Avg. Per Game				98.1	128.2				Sherman				2	22	11.0	15	0
Total Rushes				375	416				Thomas TM				1	6	6.0	6	0
NET YARDS PASSING				4498	3543				TEAM				378	4690	12.4	83t	30
Avg. Per Game				281.1	221.4				OPPONENTS				352	3881	11.0	69	21
Sacked/Yards Lost				25/192	45/338				* INTERCEPTIONS				No.	Yds	Avg	Long	TD
Gross Yards				4690	3881				Mathieu				4	70	17.5	35	0
Att./Completions				576/378	582/352				Thornhill				3	46	15.3	46t	1
Completion Pct.				65.6	60.5				C. Ward				2	10	5.0	10	0
Had Intercepted				5	16				Sorensen				2	6	3.0	6	0
PUNTS/AVERAGE				49/43.4	58/43.8				Breeland				2	4	2.0	4	0
NET PUNTING AVG.				49/40.3	58/39.6				Clark				1	5	5.0	5	0
PENALTIES/YARDS				107/1029	116/844				Fenton				1	0	0.0	0	0
FUMBLES/BALL LOST				20/10	20/7				Lammons LG				1	0	0.0	0	0
TOUCHDOWNS				50	36				Lawrence LG				1	0	0.0	0	0
Rushing				16	14				Nnadi				1	0	0.0	0	0
Passing				30	21				TEAM				16	141	8.8	46t	1
Returns				4	1				OPPONENTS				5	23	4.6	15	0
* SCORE BY																	



* PASSING	Att	Cmp	Yds	Cmp%	Yds/Att	TD	TD%	Int	Int%	Long	Sack/Lost	Rating
Mahomes	484	319	4031	65.9	8.33	26	5.4	5	1.0	83t	17/ 127	105.3
Moore	91	59	659	64.8	7.24	4	4.4	0	0.0	57t	8/ 65	100.9
Colquitt	1	0	0	0.0	0.00	0	0.0	0	0.0	---	0/ 0	39.6
TEAM	576	378	4690	65.6	8.14	30	5.2	5	0.9	83t	25/ 192	104.4
OPPONENTS	582	352	3881	60.5	6.67	21	3.6	16	2.7	69	45/ 338	80.8



# DEFENSIVE STATS



## 2019 REGULAR SEASON KANSAS CITY CHIEFS DEFENSIVE STATS (THROUGH WEEK 17)

POS.	PLAYER	SOLO	ASST.	TOTAL	TFL	SACKS/YDS.	PR	FR	FF	INT./YDS.	PD
LB	Hitchens, Anthony	51	37	88	4	2.0/31	4	0	1	0/0	1
LB	Wilson, Damien	52	29	81	3	1.5/10	4	0	1	0/0	1
S	Mathieu, Tyrann	63	12	75	3	2.0/14	2	0	0	4/70	12
CB	Ward, Charvarius	56	18	74	0	0.0/0	0	0	1	2/10	11
S	Thornhill, Juan	41	16	57	0	0.0/0	0	0	0	3/46	5
S	Sorensen, Daniel	39	13	52	1	0.0/0	2	0	0	2/6	4
LB	Niemann, Ben	30	20	50	1	0.0/0	1	0	0	0/0	1
CB	Fuller, Kendall	34	15	49	3	1.0/7	1	0	0	0/0	2
CB	Breeland, Bashaud	37	11	48	1	0.0/0	1	2	0	2/4	8
DT	Nnadi, Derrick	18	30	48	3	1.0/1	1	0	1	1/0	1
DE	Clark, Frank	27	10	37	12	8.0/51	14	1	3	1/5	4
DT	Jones, Chris	23	13	36	8	9.0/75	20	1	1	0/0	4
DE	Ogbah, Emmanuel	23	9	32	6	5.5/38	11	0	1	0/0	3
LB	Ragland, Reggie	23	6	29	4	2.0/9	3	1	0	0/0	0
DE	Kpassagnon, Tanoh	21	8	29	6	4.0/47	11	1	1	0/0	2
DT	Pennel, Mike	13	11	24	2	1.0/8	2	0	0	0/0	0
LB	Lee, Darron	16	7	23	0	0.0/0	0	0	0	0/0	0
DE	Okafor, Alex	15	7	22	5	5.0/33	9	0	1	0/0	1
DT	Saunders, Khalel	13	9	22	0	1.0/0	2	0	0	0/0	1
CB	Claiborne, Morris	9	5	14	0	0.0/0	0	0	0	0/0	0
CB	Fenton, Rashad	9	3	12	0	0.0/0	1	0	0	1/0	4
DT	Williams, Xavier	7	1	8	0	0.0/0	0	0	1	0/0	0
S	Watts, Armani	5	2	7	1	1.0/7	1	0	0	0/0	0
DE	Harris, Demone	4	0	4	2	0.0/0	1	0	0	0/0	0
DT	McClain, Terrell	1	2	3	0	0.0/0	0	0	0	0/0	0
DE	Suggs, Terrell	1	2	3	1	1.0/8	2	0	0	0/0	0
DT	Ivie, Joey	0	2	2	0	0.0/0	1	0	0	0/0	0
S	Lucas, Jordan	0	2	2	0	0.0/0	1	0	0	0/0	1
DB	Brown, Alex	0	0	0	0	0.0/0	1	0	0	0/0	0
<b>TOTALS</b>		<b>631</b>	<b>300</b>	<b>931</b>	<b>66</b>	<b>45.0/339</b>	<b>96</b>	<b>6</b>	<b>12</b>	<b>16/141</b>	<b>66</b>

## 2019 REGULAR SEASON CHIEFS SPECIAL TEAMS STATS

POS.	PLAYER	TKLS.	ASST.	TOTAL
S	Watts, Armani	8	2	10
LB	Lee, Darron	6	2	8
LB	O'Daniel, Dorian	5	3	8
FB	Sherman, Anthony	5	3	8
WR	Pringle, Byron	4	3	7
LB	Niemann, Ben	5	1	6
S	Sorensen, Daniel	5	0	5
S	Lucas, Jordan	3	2	5
CB	Fenton, Rashad	2	1	3
TE	Bell, Blake	2	0	2
DB	Brown, Alex	2	0	2
WR	Dieter, Gehrig	1	1	2
LS	Winchester, James	1	1	2
RB	Thompson, Darwin	1	0	1
S	Thornhill, Juan	1	0	1
LB	Ragland, Reggie	0	1	1
<b>TOTALS</b>		<b>51</b>	<b>20</b>	<b>71</b>

## DEFENSIVE SCORES

- INT (1)** (3:52) (Shotgun) D.Carr pass short right intended for T.Williams INTERCEPTED by J.Thornhill at OAK 46. J.Thornhill for 46 yards. **vs. OAK (12/01/19)**
- FR (2)** (9:31) K.Johnson up the middle to KC 1 for no gain (X.Williams). FUMBLES (X.Williams), RECOVERED by KC-B.Breeland at KC 0. B.Breeland for 100 yards. The Replay Official reviewed the fumble ruling, and the play was Upheld. The ruling on the field stands. **@ DET (09/29/19)**  
(7:17) J.Flacco sacked at DEN 17 for -9 yards (A.Hitchens). FUMBLES (A.Hitchens) [A.Hitchens], RECOVERED by KC-R.Ragland at DEN 5. R.Ragland for 5 yards. **@ DEN (10/17/19)**

## Safety (0)

## SPECIAL TEAMS BIG PLAYS

- FR (1)** H.Butker kicks 55 yards from KC 35 to OAK 10. T.Davis to OAK 24 for 14 yards (R.Fenton). FUMBLES (R.Fenton), RECOVERED by KC-D.O'Daniel at OAK 24. D.O'Daniel to OAK 24 for no gain (D.Washington). **vs. OAK (12/01/19)**
- TD (1)** T.Long kicks 69 yards from LAC 35 to KC -4. M.Hardman for 104 yards. **vs. LAC (12/29/19)**

Regular Season defensive and special teams statistics are based on press box statistics.



* PASSING	Att	Cmp	Yds	Cmp%	Yds/Att	TD	TD%	Int	Int%	Long	Sack/Lost	Rating
Mahomes	70	46	615	65.7	8.79	8	11.4	0	0.0	60t	2/ 5	131.5
Watkins	0	0	0	---	---	0	---	0	---	---	1/ 2	---
TEAM	70	46	615	65.7	8.79	8	11.4	0	0.0	60t	3/ 7	131.5
OPPONENTS	84	53	625	63.1	7.44	4	4.8	0	0.0	54t	8/ 67	101.5



# DEFENSIVE STATS



## 2019 POSTSEASON KANSAS CITY CHIEFS DEFENSIVE STATS (THROUGH WEEK 3)

POS.	PLAYER	SOLO	ASST.	TOTAL	TFL	SACKS/YDS.	PR	FR	FF	INT./YDS.	PD
S	D Sorensen	10	6	16	1	0.0/0	0	0	0	0/0	1
LB	D Wilson	11	4	15	1	0.0/0	0	0	0	0/0	0
S	T Mathieu	9	3	12	1	0.0/0	0	0	0	0/0	3
CB	B Breeland	9	2	11	0	0.0/0	0	0	0	0/0	2
DE	F Clark	5	3	8	4	4.0/42	5	0	0	0/0	0
LB	A Hitchens	5	2	7	0	0.0/0	0	0	0	0/0	0
CB	R Fenton	5	1	6	1	1.0/14	1	0	0	0/0	1
LB	R Ragland	5	1	6	1	0.0/0	0	0	0	0/0	0
DT	M Pennel	2	4	6	0	0.0/0	0	0	0	0/0	0
CB	C Ward	4	1	5	0	0.0/0	0	0	0	0/0	1
LB	B Niemann	3	2	5	0	0.0/0	0	0	0	0/0	0
DE	T Kpassagnon	2	1	3	2	2.0/10	3	0	0	0/0	1
DT	D Nnadi	1	2	3	0	0.0/0	0	0	0	0/0	0
DT	C Jones	1	1	2	0	0.0/0	1	0	0	0/0	0
LB	D O'Daniel	1	1	2	1	1.0/1	1	0	0	0/0	0
DT	K Saunders	1	1	2	0	0.0/0	0	0	0	0/0	0
DT	X Williams	1	1	2	0	0.0/0	0	0	0	0/0	0
DE	T Suggs	0	2	2	0	0.0/0	1	0	0	0/0	1
CB	K Fuller	1	0	1	0	0.0/0	0	0	0	0/0	0
WR	M Hardman	1	0	1	0	0.0/0	0	0	0	0/0	0
<b>TOTALS</b>		<b>77</b>	<b>38</b>	<b>115</b>	<b>12</b>	<b>8.0/67</b>	<b>12</b>	<b>0</b>	<b>0</b>	<b>0/0</b>	<b>10</b>

## 2019 POSTSEASON CHIEFS SPECIAL TEAMS STATS

POS.	PLAYER	TKLS.	ASST.	TOTAL
CB	Fenton, Rashad	3	0	3
S	Lucas, Jordan	1	0	1
LB	O'Daniel, Dorian	1	0	1
WR	Pringle, Byron	1	0	1
S	Sorensen, Daniel	1	0	1
S	Watts, Armani	1	0	1
LS	Winchester, James	1	0	1
<b>TOTALS</b>		<b>9</b>	<b>0</b>	<b>9</b>

## DEFENSIVE SCORES

INT (0)

FR (0)

Safety (0)

## SPECIAL TEAMS BIG PLAYS

**FR (1)** H.Butker kicks 65 yards from KC 35 to HST 0. D.Carter to HST 21 for 21 yards (D.Sorensen). FUMBLES (D.Sorensen), RECOVERED by KC-D.Thompson at HST 24. D.Thompson pushed ob at HST 6 for 18 yards (K.Crossen). **vs. HOU (01/12/20)**

Postseason defensive and special teams statistics are based on press box statistics.



WON 13, LOST 3										* RUSHING		No. Yds		Avg Long TD	
09/08 W 31-17		at Tampa Bay		55,976		Mostert		137 772		5.6		41t 8			
09/15 W 41-17		at Cincinnati		50,666		Breida		123 623		5.1		83t 1			
09/22 W 24-20		Pittsburgh		69,439		T. Coleman		137 544		4.0		48t 6			
10/07 W 31- 3		Cleveland		70,585		Samuel		14 159		11.4		31 3			
10/13 W 20- 7		at L.A. Rams		75,695		Wilson		27 105		3.9		25 4			
10/20 W 9- 0		at Washington		61,459		Garoppolo		46 62		1.3		11 1			
10/27 W 51-13		Carolina		69,083		Kittle		5 22		4.4		18 0			
10/31 W 28-25		at Arizona		60,986		Goodwin		1 15		15.0		15 0			
11/11 L 24-27 OT		Seattle		71,404		Juszczyk		3 7		2.3		6 0			
11/17 W 36-26		Arizona		69,419		James		2 -1		-5.0		0 0			
11/24 W 37- 8		Green Bay		71,500		Mullens		3 -3		-1.0		-1 0			
12/01 L 17-20		at Baltimore		71,029		TEAM		498 2305		4.6		83t 23			
12/08 W 48-46		at New Orleans		73,038		OPPONENTS		401 1802		4.5		40t 11			
12/15 L 22-29		Atlanta		70,910		* RECEIVING		No. Yds		Avg Long TD					
12/21 W 34-31		L.A. Rams		70,103		Kittle		85 1053		12.4		61t 5			
12/29 W 26-21		at Seattle		69,162		Sanders LG		66 869		13.2		75t 5			
		S.F.		Opp.		Sanders TM		36 502		13.9		75t 3			
TOTAL FIRST DOWNS		336		285		Samuel		57 802		14.1		42t 3			
Rushing		110		105		Bourne		30 358		11.9		30 5			
Passing		195		150		T. Coleman		21 180		8.6		37 1			
Penalty		31		30		Juszczyk		20 239		12.0		49 1			
3rd Down: Made/Att		90/200		64/192		Breida		19 120		6.3		17 1			
3rd Down Pct.		45.0		33.3		Dwellely		15 91		6.1		25 2			
4th Down: Made/Att		7/12		8/25		Mostert		14 180		12.9		39t 2			
4th Down Pct.		58.3		32.0		Goodwin		12 186		15.5		38t 1			
POSSESSION AVG.		31:18		28:42		Pettis		11 109		9.9		21t 2			
TOTAL NET YARDS		6097		4509		James		6 165		27.5		57 1			
Avg. Per Game		381.1		281.8		Matthews LG		4 33		8.3		10 0			
Total Plays		1012		968		Wilson		3 34		11.3		25t 1			
Avg. Per Play		6.0		4.7		Toilolo		2 10		5.0		8 0			
NET YARDS RUSHING		2305		1802		TEAM		331 4029		12.2		75t 28			
Avg. Per Game		144.1		112.6		OPPONENTS		318 3074		9.7		88t 23			
Total Rushes		498		401		* INTERCEPTIONS		No. Yds		Avg Long TD					
NET YARDS PASSING		3792		2707		Sherman		3 65		21.7		31t 1			
Avg. Per Game		237.0		169.2		K. Williams		2 53		26.5		49 0			
Sacked/Yards Lost		36/237		48/367		Greenlaw		1 47		47.0		47 0			
Gross Yards		4029		3074		Bosa		1 46		46.0		46 0			
Att./Completions		478/331		519/318		Warner		1 46		46.0		46t 1			
Completion Pct.		69.2		61.3		Witherspoon		1 25		25.0		25t 1			
Had Intercepted		13		12		Moseley		1 3		3.0		3 0			
PUNTS/AVERAGE		52/44.9		75/47.4		Nzeocha		1 1		1.0		1 0			
NET PUNTING AVG.		52/41.6		75/42.3		Alexander		1 0		0.0		0 0			
PENALTIES/YARDS		105/939		116/957		TEAM		12 286		23.8		49 3			
FUMBLES/BALL LOST		19/10		28/15		OPPONENTS		13 215		16.5		48 1			
TOUCHDOWNS		56		37		* P									



		Att	Cmp	Yds	Cmp%	Yds/Att	TD	TD%	Int	Int%	Long	Sack/Lost	Rating
* PASSING													
Garoppolo		476	329	3978	69.1	8.36	27	5.7	13	2.7	75t	36/ 237	102.0
Pettis		1	1	16	100.0	16.00	0	0.0	0	0.0	16	0/ 0	118.8
Sanders	LG	1	1	35	100.0	35.00	1	100.0	0	0.0	35t	0/ 0	158.3
Sanders	TM	1	1	35	100.0	35.00	1	100.0	0	0.0	35t	0/ 0	158.3
TEAM		478	331	4029	69.2	8.43	28	5.9	13	2.7	75t	36/ 237	103.1
OPPONENTS		519	318	3074	61.3	5.92	23	4.4	12	2.3	88t	48/ 367	83.0



WON 2, LOST 0							* RUSHING						No.	Yds	Avg	Long	TD
01/11 W 27-10		Minnesota		71,649		Mostert		41	278	6.8	36t	4					
01/19 W 37-20		Green Bay		72,211		T. Coleman		28	126	4.5	11	2					
02/02		Kansas City				Samuel		3	49	16.3	32	0					
		S.F.		Opp.		Breida		9	19	2.1	6	0					
TOTAL FIRST DOWNS		40		28		Garoppolo		8	-1	-.1	2	0					
Rushing		25		4		TEAM		89	471	5.3	36t	6					
Passing		12		22		OPPONENTS		26	83	3.2	11	1					
Penalty		3		2		* RECEIVING		No.	Yds	Avg	Long	TD					
3rd Down: Made/Att		9/22		5/21		Samuel		5	88	17.6	30	0					
3rd Down Pct.		40.9		23.8		Bourne		4	46	11.5	21	1					
4th Down: Made/Att		0/1		2/4		Kittle		4	35	8.8	19	0					
4th Down Pct.		0.0		50.0		Sanders LG		2	33	16.5	22	0					
POSSESSION AVG.		33:37		26:23		Sanders TM		2	33	16.5	22	0					
TOTAL NET YARDS		662		505		Mostert		2	6	3.0	10	0					
Avg. Per Game		331.0		252.5		TEAM		17	208	12.2	30	1					
Total Plays		119		103		OPPONENTS		52	498	9.6	65	3					
Avg. Per Play		5.6		4.9		* INTERCEPTIONS		No.	Yds	Avg	Long	TD					
NET YARDS RUSHING		471		83		Sherman		2	16	8.0	13	0					
Avg. Per Game		235.5		41.5		Moseley		1	9	9.0	9	0					
Total Rushes		89		26		TEAM		3	25	8.3	13	0					
NET YARDS PASSING		191		422		OPPONENTS		1	4	4.0	4	0					
Avg. Per Game		95.5		211.0		* PUNTING		No.	Yds	Avg	Net	TB	In	Lg	B		
Sacked/Yards Lost		3/17		9/76		Wishnowsky		6	263	43.8	40.5	1	3	56	0		
Gross Yards		208		498		TEAM		6	263	43.8	40.5	1	3	56	0		
Att./Completions		27/17		68/52		OPPONENTS		10	462	46.2	41.3	0	5	62	0		
Completion Pct.		63.0		76.5		* PUNT RETURNS		Ret	FC	Yds	Avg	Long	TD				
Had Intercepted		1		3		James		4	3	49	12.3	26	0				
PUNTS/AVERAGE		6/43.8		10/46.2		TEAM		4	3	49	12.3	26	0				
NET PUNTING AVG.		6/40.5		10/41.3		OPPONENTS		2	3	0	0.0	0	0				
PENALTIES/YARDS		7/48		7/61		* KICKOFF RETURNS		No.	Yds	Avg	Long	TD					
FUMBLES/BALL LOST		1/1		7/2		James		3	51	17.0	22	0					
TOUCHDOWNS		7		4		TEAM		3	51	17.0	22	0					
Rushing		6		1		OPPONENTS		7	177	25.3	39	0					
Passing		1		3		* FIELD GOALS		1-19	20-29	30-39	40-49	50+					
Returns		0		0		Gould		0/ 0	2/ 2	1/ 1	1/ 1	1/ 1					
* SCORE BY PERIODS		Q1	Q2	Q3	Q4	OT	PTS	TEAM	0/ 0	2/ 2	1/ 1	1/ 1	1/ 1				
TEAM		14	27	17	6	0	64	OPPONENTS	0/ 0	0/ 0	1/ 1	0/ 0	0/ 0				
OPPONENTS		7	3	7	13	0	30	Gould:	(35G,21G)	(54G,27G,42G)							
* SCORING		TD-Ru-Pa-Rt	K-PAT		FG	S	PTS	TM:	(35G,21G)	(54G,27G,42G)							
Mostert		4	4	0	0	</											

* PASSING	Att	Cmp	Yds	Cmp%	Yds/Att	TD	TD%	Int	Int%	Long	Sack/Lost	Rating
Garoppolo	27	17	208	63.0	7.70	1	3.7	1	3.7	30	3/ 17	83.6
TEAM	27	17	208	63.0	7.70	1	3.7	1	3.7	30	3/ 17	83.6
OPPONENTS	68	52	498	76.5	7.32	3	4.4	3	4.4	65	9/ 76	92.6





## WEEK 1:

## Chiefs 40, Jaguars 26

September 8, 2019 • TIAA Bank Field • 60,157



<b>Kansas City Chiefs</b> .....	<b>17</b>	<b>6</b>	<b>7</b>	<b>10</b>	<b>—</b>	<b>40</b>
<b>Jacksonville Jaguars</b> .....	<b>7</b>	<b>6</b>	<b>0</b>	<b>13</b>	<b>—</b>	<b>26</b>

**KC** — S.Watkins 68 yd. pass from P.Mahomes (H.Butker kick) (3-75, 1:36)

**KC** — H.Butker 28 yd. Field Goal (6-70, 2:47)

**JAX** — D.Chark 35 yd. pass from N.Foles (J.Lambo kick) (7-75, 3:34)

**KC** — S.Watkins 49 yd. pass from P.Mahomes (H.Butker kick) (5-80, 2:47)

**JAX** — J.Lambo 37 yd. Field Goal (9-56, 6:00)

**KC** — H.Butker 25 yd. Field Goal (7-68, 3:40)

**JAX** — J.Lambo 23 yd. Field Goal (5-70, 3:34)

**KC** — H.Butker 46 yd. Field Goal (10-47, 3:58)

**KC** — Dam.Williams 1 yd. run (H.Butker kick) (12-60, 6:25)

**KC** — S.Watkins 3 yd. pass from P.Mahomes (H.Butker kick) (8-67, 4:19)

**JAX** — D.Westbrook 15 yd. pass from G.Minschew (pass failed) (7-79, 3:24)

**KC** — H.Butker 35 yd. Field Goal (4--5, 1:41)

**JAX** — C.Conley 21 yd. pass from G.Minschew (J.Lambo kick) (6-75, 1:38)

TEAM STATISTICS	CHIEFS	JAGUARS
First Downs .....	24	18
Total Net Yards .....	491	428
Rushes/Net Yards .....	26/113	16/81
Net Passing .....	378	347
Pass Attempts/Completions .....	34/25	33/27
Had Intercepted .....	0	1
Sacked/Yards Lost .....	0/0	1/3
Punts/Average .....	1/51.0	2/48.0
Penalties/Yards .....	5/55	10/71
Fumbles/Lost .....	0/0	1/1
Possession Time .....	31:15	28:45

## RUSHING

**KC** — L. McCoy 10-81; D. Williams 13-26, TD; T. Hill 1-5; P. Mahomes 1-2; M. Moore 1-(-1)

**JAX** — L. Fournette 13-66; R. Armstead 1-7; G. Minshew II 1-6; D. Westbrook 1-2

## RECEIVING

**KC** — S. Watkins 9-198, 3 TDs; T. Kelce 3-88; D. Williams 6-39; T. Hill 2-16; A. Sherman 1-15; L. McCoy 1-12; B. Bell 1-7; D. Thompson 1-3; D. Robinson 1-(-0)

**JAX** — D. Chark Jr. 4-146, TD; C. Conley 6-97, TD; J. O'Shaughnessy 4-32; D. Westbrook 5-30, TD; L. Fournette 4-28; G. Swaim 4-17

## PASSING

**KC** — P. Mahomes 33-25-378, 3 TDs, 0 INT; M. Moore 1-0-(-0), 0 TDs, 0 INT

**JAX** — G. Minshew II 25-22-275, 2 TDs, 1 INT; N. Foles 8-5-75, TD, 0 INT

## INTERCEPTIONS

**KC** — F. Clark 1

**JAX** — None

## SACKS

**KC** — E. Ogbah 1.0

**JAX** — None

## FIELD GOALS

**KC** — H. Butker (28) (25) (46) (35)

**JAX** — J. Lambo (37) (23)



## WEEK 2:

## Chiefs 28, Raiders 10

September 15, 2019 • Oakland-Alameda County Coliseum • 52,748



<b>Kansas City Chiefs</b> .....	<b>0</b>	<b>28</b>	<b>0</b>	<b>0</b>	<b>—</b>	<b>28</b>
<b>Oakland Raiders</b> .....	<b>10</b>	<b>0</b>	<b>0</b>	<b>0</b>	<b>—</b>	<b>10</b>

**OAK** — D.Carson 29 yd. Field Goal (10-65, 4:39)

**OAK** — T.Williams 4 yd. pass from D.Carr (D.Carson kick) (6-74, 2:38)

**KC** — D.Robinson 44 yd. pass from P.Mahomes (H.Butker kick) (3-72, 1:10)

**KC** — M.Hardman 42 yd. pass from P.Mahomes (H.Butker kick) (14-95, 6:32)

**KC** — T.Kelce 27 yd. pass from P.Mahomes (H.Butker kick) (5-94, 1:52)

**KC** — D.Robinson 39 yd. pass from P.Mahomes (H.Butker kick) (1-39, 0:07)

TEAM STATISTICS	CHIEFS	RAIDERS
First Downs .....	24	19
Total Net Yards .....	467	307
Rushes/Net Yards .....	22/31	19/129
Net Passing .....	436	178
Pass Attempts/Completions .....	44/30	38/23
Had Intercepted .....	0	2
Sacked/Yards Lost .....	2/7	3/20
Punts/Average .....	5/39.2	6/44.0
Penalties/Yards .....	10/114	7/52
Fumbles/Lost .....	1/1	3/0
Possession Time .....	32:35	27:25

## RUSHING

**KC** — L. McCoy 11-23; D. Williams 9-8; D. Thompson 1-1; P. Mahomes 1-(-1)

**OAK** — J. Jacobs 12-99; D. Carr 2-18; D. Washington 3-9; J. Richard 2-3

## RECEIVING

**KC** — D. Robinson 6-172, 2 TDs; T. Kelce 7-107, TD; M. Hardman 4-61, TD; S. Watkins 6-49; D. Williams 3-48; D. Thomas 1-6; L. McCoy 3-(-0)

**OAK** — D. Waller 6-63; T. Williams 5-46, TD; D. Carrier 3-33; H. Renfrow 4-30; D. Washington 2-26; J. Richard 2-2; R. Grant 1-(-2)

## PASSING

**KC** — P. Mahomes 44-30-443, 4 TDs, 0 INT

**OAK** — D. Carr 38-23-198, TD, 2 INT

## INTERCEPTIONS

**KC** — B. Breeland 1; C. Ward 1

**OAK** — None

## SACKS

**KC** — K. Fuller 1.0; C. Jones 1.0; T. Kpassagnon 1.0

**OAK** — B. Mayowa 1.5; P. Hall 0.5

## FIELD GOALS

**KC** — None

**OAK** — D. Carlson (29)





## WEEK 3:

## Chiefs 33, Ravens 28

September 22, 2019 • Arrowhead Stadium • 73,390



<b>Baltimore Ravens</b> .....	<b>6</b>	<b>0</b>	<b>7</b>	<b>15</b>	<b>—</b>	<b>28</b>
<b>Kansas City Chiefs</b> .....	<b>0</b>	<b>23</b>	<b>7</b>	<b>3</b>	<b>—</b>	<b>33</b>

**BAL** — M.Ingram 2 yd. run (run failed) (14-84, 6:30)  
**KC** — L.McCoy 1 yd. run (H.Butker kick) (11-75, 5:06)  
**KC** — D.Robinson 18 yd. pass from P.Mahomes (H.Butker kick) (5-47, 2:43)  
**KC** — M.Hardman 83 yd. pass from P.Mahomes (kick failed, wl) (3-96, 1:27)  
**KC** — H.Butker 42 yd. Field Goal (9-59, 1:13)  
**BAL** — M.Ingram 19 yd. run (J.Tucker kick) (9-75, 4:25)  
**KC** — L.McCoy 14 yd. pass from P.Mahomes (H.Butker kick) (8-80, 4:14)  
**BAL** — M.Ingram 1 yd. run (pass failed) (13-75, 4:45)  
**BAL** — J.Tucker 39 yd. Field Goal (10-59, 4:01)  
**KC** — H.Butker 36 yd. Field Goal (7-57, 2:03)  
**BAL** — L.Jackson 9 yd. run (run failed) (9-70, 2:35)

TEAM STATISTICS	RAVENS	CHIEFS
First Downs .....	29	27
Total Net Yards .....	452	503
Rushes/Net Yards .....	32/203	25/140
Net Passing .....	249	363
Pass Attempts/Completions .....	43/22	37/27
Had Intercepted .....	0	0
Sacked/Yards Lost .....	3/18	1/11
Punts/Average .....	3/51.0	2/44.0
Penalties/Yards .....	7/60	4/31
Fumbles/Lost .....	0/0	3/0
Possession Time .....	32:44	27:16

## RUSHING

**KC** — D. Williams 9-62; L. McCoy 8-54, TD; P. Mahomes 4-9; D. Thompson 3-8; M. Hardman 1-7

**BAL** — M. Ingram II 16-103, 3 TDs; G. Edwards 7-53; L. Jackson 8-46, TD; J. Hill 1-1

## RECEIVING

**KC** — M. Hardman 2-97, TD; T. Kelce 7-89; S. Watkins 5-64; D. Williams 5-47; D. Robinson 3-43, TD; L. McCoy 3-26, TD; B. Pringle 1-7; B. Bell 1-1

**BAL** — N. Boyle 4-58; M. Brown 2-49; W. Snead IV 3-47; S. Roberts 2-37; M. Ingram II 4-32; M. Andrews 3-15; G. Edwards 2-15; H. Hurst 2-14

## PASSING

**KC** — P. Mahomes 37-27-374, 3 TDs, 0 INT

**BAL** — L. Jackson 43-22-267, 0 TDs, 0 INT

## INTERCEPTIONS

**KC** — None

**BAL** — None

## SACKS

**KC** — E. Ogbah 1.5; F. Clark 1.0; D. Wilson 0.5

**BAL** — M. Judon 1.0

## FIELD GOALS

**KC** — H. Butker (42) (36)

**BAL** — J. Tucker (39)



## WEEK 4:

## Chiefs 34, Lions 30

September 29, 2019 • Ford Field • 65,188



<b>Kansas City Chiefs</b> .....	<b>0</b>	<b>13</b>	<b>7</b>	<b>14</b>	<b>—</b>	<b>34</b>
<b>Detroit Lions</b> .....	<b>10</b>	<b>3</b>	<b>10</b>	<b>7</b>	<b>—</b>	<b>30</b>

**DET** — M.Prater 25 yd. Field Goal (10-68, 5:38)  
**DET** — T.Hockenson 5 yd. pass from M.Stafford (M.Prater kick) (7-74, 2:34)  
**KC** — H.Butker 23 yd. Field Goal (10-81, 3:53)  
**KC** — L.McCoy 1 yd. run (H.Butker kick) (7-70, 3:57)  
**DET** — M.Prater 48 yd. Field Goal (8-50, 3:10)  
**KC** — H.Butker 44 yd. Field Goal (6-49, 1:01)  
**KC** — B.Breeland 100 yd. fumble return (H.Butker kick)  
**DET** — M.Prater 53 yd. Field Goal (7-40, 2:49)  
**DET** — K.Golladay 9 yd. pass from M.Stafford (M.Prater kick) (8-45, 3:40)  
**KC** — D.Williams 1 yd. run (H.Butker kick) (9-75, 4:01)  
**DET** — K.Golladay 6 yd. pass from M.Stafford (M.Prater kick) (9-79, 4:16)  
**KC** — D.Williams 1 yd. run (H.Butker kick) (13-79, 2:06)

TEAM STATISTICS	CHIEFS	LIONS
First Downs .....	29	29
Total Net Yards .....	438	447
Rushes/Net Yards .....	25/123	35/186
Net Passing .....	315	261
Pass Attempts/Completions .....	42/24	34/21
Had Intercepted .....	0	0
Sacked/Yards Lost .....	0/0	4/30
Punts/Average .....	2/45.5	3/43.7
Penalties/Yards .....	7/51	8/48
Fumbles/Lost .....	4/3	2/2
Possession Time .....	26:05	33:55

## RUSHING

**KC** — L. McCoy 11-56, TD; P. Mahomes 6-54; D. Williams 8-13, 2 TDs

**DET** — K. Johnson 26-125; J. McKissic 4-30; M. Stafford 2-18; T. Johnson 3-13

## RECEIVING

**KC** — T. Kelce 7-85; S. Watkins 3-54; D. Williams 3-43; D. Yelder 2-43; D. Robinson 4-35; L. McCoy 2-33; B. Pringle 1-13; M. Hardman 2-9

**DET** — M. Jones Jr. 3-77; K. Golladay 5-67, 2 TDs; M. Hall 2-47; K. Johnson 2-32; T. Hockenson 3-27, TD; L. Thomas 3-25; J. McKissic 1-11; N. Bawden 1-4; T. Johnson 1-1

## PASSING

**KC** — P. Mahomes 42-24-315, 0 TDs, 0 INT

**DET** — M. Stafford 34-21-291, 3 TDs, 0 INT

## INTERCEPTIONS

**KC** — None

**DET** — None

## SACKS

**KC** — C. Jones 1.0; T. Mathieu 1.0; D. Nnadi 1.0; A. Okafor 1.0

**DET** — None

## FIELD GOALS

**KC** — H. Butker 36WR (23) (44)

**DET** — M. Prater (25) (48) (53)





## WEEK 5:

## Colts 19, Chiefs 13

October 6, 2019 • Arrowhead Stadium • 73,352



<b>Indianapolis Colts</b> .....	<b>7</b>	<b>6</b>	<b>0</b>	<b>6</b>	<b>—</b>	<b>19</b>
<b>Kansas City Chiefs</b> .....	<b>3</b>	<b>7</b>	<b>0</b>	<b>3</b>	<b>—</b>	<b>13</b>

KC — H.Butker 29 yd. Field Goal (12-64, 5:58)

IND — J.Brissett 1 yd. run (A.Vinatieri kick) (11-70, 5:18)

KC — B.Pringle 27 yd. pass from P.Mahomes (H.Butker kick) (11-75, 4:36)

IND — A.Vinatieri 32 yd. Field Goal (7-61, 2:56)

IND — A.Vinatieri 32 yd. Field Goal (11-74, 1:34)

IND — A.Vinatieri 31 yd. Field Goal (14-35, 8:34)

IND — A.Vinatieri 29 yd. Field Goal (7-21, 2:35)

KC — H.Butker 36 yd. Field Goal (7-57, 1:11)

TEAM STATISTICS	COLTS	CHIEFS
First Downs .....	25	18
Total Net Yards .....	331	324
Rushes/Net Yards .....	45/180	14/36
Net Passing .....	151	288
Pass Attempts/Completions .....	29/18	39/22
Had Intercepted .....	1	0
Sacked/Yards Lost .....	0/0	4/33
Punts/Average .....	3/41.0	4/38.8
Penalties/Yards .....	7/50	11/125
Fumbles/Lost .....	0/0	1/1
Possession Time .....	37:15	22:45

## RUSHING

KC — D. Williams 9-23; P. Mahomes 3-17; A. Sherman 1-2; M. Hardman 1-(-6)

IND — M. Mack 29-132; J. Wilkins 7-28; Z. Pascal 1-12; J. Brissett 6-9, TD; N. Hines 2-(-1)

## RECEIVING

KC — B. Pringle 6-103, TD; M. Hardman 4-79; T. Kelce 4-70; D. Robinson 3-31; L. McCoy 2-23; D. Williams 3-15

IND — N. Hines 4-46; T. Hilton 4-37; J. Doyle 3-19; M. Mack 3-16; M. Alie-Cox 1-10; E. Ebron 1-8; Z. Pascal 1-8; D. Cain 1-7

## PASSING

KC — P. Mahomes 39-22-321, TD, 0 INT

IND — J. Brissett 29-18-151, 0 TDs, 1 INT

## INTERCEPTIONS

KC — T. Mathieu 1

IND — None

## SACKS

KC — None

IND — J. Houston 1.0; K. Moore II 1.0; G. Stewart 1.0; J. Sheard 0.5; K. Turay 0.5

## FIELD GOALS

KC — H. Butker (29) (36)

IND — A. Vinatieri (32) (32) (31) (29)



## WEEK 6:

## Texans 31, Chiefs 24

October 13, 2019 • Arrowhead Stadium • 73,323



<b>Houston Texans</b> .....	<b>3</b>	<b>20</b>	<b>0</b>	<b>8</b>	<b>—</b>	<b>31</b>
<b>Kansas City Chiefs</b> .....	<b>17</b>	<b>0</b>	<b>7</b>	<b>0</b>	<b>—</b>	<b>24</b>

KC — T.Hill 46 yd. pass from P.Mahomes (H.Butker kick) (6-91, 3:18)

KC — H.Butker 41 yd. Field Goal (4--5, 1:17)

HOU — K.Fairbairn 44 yd. Field Goal (12-49, 4:33)

KC — Dam.Williams 14 yd. pass from P.Mahomes (H.Butker kick) (9-90, 4:18)

HOU — D.Johnson 11 yd. pass from D.Watson (kick failed, wr) (10-75, 4:13)

HOU — C.Hyde 2 yd. run (K.Fairbairn kick) (12-80, 5:36)

HOU — D.Watson 3 yd. run (K.Fairbairn kick) (1-3, 0:07)

KC — T.Hill 6 yd. pass from P.Mahomes (H.Butker kick) (10-64, 4:25)

HOU — D.Watson 1 yd. run (D.Watson-D.Hopkins pass) (12-93, 8:32)

TEAM STATISTICS	TEXANS	CHIEFS
First Downs .....	35	20
Total Net Yards .....	472	309
Rushes/Net Yards .....	41/192	11/53
Net Passing .....	280	256
Pass Attempts/Completions .....	42/30	35/19
Had Intercepted .....	2	1
Sacked/Yards Lost .....	0/0	1/17
Punts/Average .....	0/0.0	2/59.5
Penalties/Yards .....	10/70	11/79
Fumbles/Lost .....	1/1	1/1
Possession Time .....	39:48	20:12

## RUSHING

KC — L. McCoy 8-44; D. Williams 1-6; D. Thomas 1-4; P. Mahomes 1-(-1)

HOU — C. Hyde 26-116, TD; D. Watson 10-42, 2 TDs; D. Johnson 5-34

## RECEIVING

KC — T. Hill 5-80, 2 TDs; T. Kelce 4-58; D. Williams 1-52; M. Hardman 4-45; B. Pringle 2-24; D. Williams 1-14, TD; L. McCoy 2-(-0)

HOU — D. Fells 6-69; D. Hopkins 9-55; W. Fuller V 5-44; K. Coutee 4-39; J. Akins 3-39; D. Johnson 2-20, TD; C. Hyde 1-14

## PASSING

KC — P. Mahomes 35-19-273, 3 TDs, 1 INT

HOU — D. Watson 42-30-280, TD, 2 INT

## INTERCEPTIONS

KC — J. Thornhill 1; C. Ward 1

HOU — T. Gipson Sr. 1

## SACKS

KC — None

HOU — C. Omenihu 1.0

## FIELD GOALS

KC — H. Butker (41) 50WR

HOU — K. Fairbairn (44) 46WL





WEEK 7:

**Chiefs 30, Broncos 6**

October 17, 2019 • Empower Field at Mile High • 76,748



<b>Kansas City Chiefs</b> .....	<b>10</b>	<b>10</b>	<b>7</b>	<b>3</b>	<b>—</b>	<b>30</b>
<b>Denver Broncos</b> .....	<b>6</b>	<b>0</b>	<b>0</b>	<b>0</b>	<b>—</b>	<b>6</b>

**DEN** — R.Freeman 1 yd. run (run failed) (10-75, 5:54)**KC** — M.Hardman 21 yd. pass from P.Mahomes (H.Butker kick) (8-75, 4:56)**KC** — H.Butker 33 yd. Field Goal (4-6, 1:31)**KC** — H.Butker 20 yd. Field Goal (13-37, 6:53)**KC** — R.Ragland 5 yd. fumble return (H.Butker kick)**KC** — T.Hill 57 yd. pass from M.Moore (H.Butker kick) (2-73, 0:40)**KC** — H.Butker 39 yd. Field Goal (5-30, 3:06)

TEAM STATISTICS	CHIEFS	BRONCOS
First Downs .....	14	15
Total Net Yards .....	271	205
Rushes/Net Yards .....	27/80	21/71
Net Passing .....	191	134
Pass Attempts/Completions .....	30/20	34/21
Had Intercepted .....	0	0
Sacked/Yards Lost .....	1/2	9/79
Punts/Average .....	6/44.3	7/40.0
Penalties/Yards .....	6/46	4/33
Fumbles/Lost .....	1/0	3/1
Possession Time .....	32:13	27:47

**RUSHING****KC** — L. McCoy 12-64; D. Williams 9-7; A. Sherman 2-7; P. Mahomes 1-2; D. Williams 2-1; M. Moore 1-(-1)**DEN** — P. Lindsay 11-36; R. Freeman 10-35, TD**RECEIVING****KC** — T. Hill 3-74, TD; T. Kelce 6-44; D. Robinson 3-31; M. Hardman 2-28, TD; L. McCoy 2-12; D. Williams 2-5; D. Williams 2-(-1)**DEN** — C. Sutton 6-87; E. Sanders 5-60; R. Freeman 4-32; A. Janovich 1-22; N. Fant 1-7; D. Spencer 1-5; D. Hamilton 2-4; P. Lindsay 1-(-4)**PASSING****KC** — M. Moore 19-10-117, TD, 0 INT; P. Mahomes 11-10-76, TD, 0 INT**DEN** — J. Flacco 34-21-213, 0 TDs, 0 INT**INTERCEPTIONS****KC** — None**DEN** — None**SACKS****KC** — F. Clark 2.0; A. Hitchens 2.0; A. Okafor 2.0; E. Ogbah 1.0; R. Ragland 1.0; A. Watts 1.0**DEN** — D. Walker 1.0**FIELD GOALS****KC** — H. Butker (33) (20) (39)**DEN** — B. McManus 45WR

WEEK 8:

**Packers 31, Chiefs 24**

October 27, 2019 • Arrowhead Stadium • 73,558



<b>Green Bay Packers</b> .....	<b>14</b>	<b>0</b>	<b>3</b>	<b>14</b>	<b>—</b>	<b>31</b>
<b>Kansas City Chiefs</b> .....	<b>0</b>	<b>17</b>	<b>0</b>	<b>7</b>	<b>—</b>	<b>24</b>

**GB** — A.Jones 4 yd. pass from A.Rodgers (M.Crosby kick) (10-74, 6:17)**GB** — J.Williams 1 yd. run (M.Crosby kick) (4-60, 2:02)**KC** — T.Kelce 29 yd. pass from M.Moore (H.Butker kick) (12-89, 6:14)**KC** — M.Hardman 30 yd. pass from M.Moore (H.Butker kick) (5-62, 1:50)**KC** — H.Butker 28 yd. Field Goal (11-74, 3:03)**GB** — M.Crosby 35 yd. Field Goal (15-72, 8:33)**GB** — J.Williams 3 yd. pass from A.Rodgers (M.Crosby kick) (5-27, 2:22)**KC** — Dam.Williams 3 yd. run (H.Butker kick) (10-75, 4:56)**GB** — A.Jones 67 yd. pass from A.Rodgers (M.Crosby kick) (2-75, 0:59)

TEAM STATISTICS	PACKERS	CHIEFS
First Downs .....	21	21
Total Net Yards .....	374	337
Rushes/Net Yards .....	26/118	20/88
Net Passing .....	256	249
Pass Attempts/Completions .....	33/23	36/24
Had Intercepted .....	0	0
Sacked/Yards Lost .....	5/49	2/18
Punts/Average .....	3/35.3	3/51.3
Penalties/Yards .....	4/25	3/30
Fumbles/Lost .....	0/0	1/1
Possession Time .....	33:13	26:47

**RUSHING****KC** — L. McCoy 9-40; D. Williams 7-30, TD; D. Williams 2-10; T. Hill 1-5; M. Moore 1-3**GB** — A. Jones 13-67; A. Rodgers 6-29; J. Williams 7-22, TD**RECEIVING****KC** — T. Hill 6-76; T. Kelce 4-63, TD; M. Hardman 2-55, TD; S. Watkins 5-45; L. McCoy 4-23; D. Robinson 2-6; D. Thompson 1-(-1)**GB** — A. Jones 7-159, 2 TDs; J. Kumerow 2-48; A. Lazard 5-42; J. Graham 3-20; J. Williams 3-14, TD; M. Lewis 1-11; G. Allison 1-7; M. Valdes-Scantling 1-4**PASSING****KC** — M. Moore 36-24-267, 2 TDs, 0 INT**GB** — A. Rodgers 33-23-305, 3 TDs, 0 INT**INTERCEPTIONS****KC** — None**GB** — None**SACKS****KC** — T. Kpassagnon 2.0; E. Ogbah 1.0; K. Saunders 1.0; D. Wilson 1.0**GB** — Z. Smith 2.0**FIELD GOALS****KC** — H. Butker 50WL (28)**GB** — M. Crosby (35)





## WEEK 9:

## Chiefs 26, Vikings 23

November 3, 2019 • Arrowhead Stadium • 73,615



<b>Minnesota Vikings</b> .....	<b>7</b>	<b>3</b>	<b>6</b>	<b>7</b>	<b>—</b>	<b>23</b>
<b>Kansas City Chiefs</b> .....	<b>7</b>	<b>3</b>	<b>10</b>	<b>6</b>	<b>—</b>	<b>26</b>

**KC** — T.Hill 40 yd. pass from M.Moore (H.Butker kick) (7-67, 3:15)

**MIN** — O.Johnson 4 yd. pass from K.Cousins (D.Bailey kick) (12-75, 5:31)

**KC** — H.Butker 24 yd. Field Goal (17-85, 8:56)

**MIN** — D.Bailey 29 yd. Field Goal (12-57, 1:36)

**MIN** — A.Abdullah 16 yd. pass from K.Cousins (kick failed, wl) (5-38, 3:01)

**KC** — Dam.Williams 91 yd. run (H.Butker kick) (2-97, 0:48)

**KC** — H.Butker 45 yd. Field Goal (7-39, 2:58)

**MIN** — K.Rudolph 3 yd. pass from K.Cousins (D.Bailey kick) (11-75, 4:31)

**KC** — H.Butker 54 yd. Field Goal (8-38, 4:05)

**KC** — H.Butker 44 yd. Field Goal (5-19, 1:47)

<b>TEAM STATISTICS</b>	<b>VIKINGS</b>	<b>CHIEFS</b>
First Downs .....	17	17
Total Net Yards .....	308	377
Rushes/Net Yards .....	27/96	18/147
Net Passing .....	212	230
Pass Attempts/Completions .....	38/19	35/25
Had Intercepted .....	0	0
Sacked/Yards Lost .....	1/8	5/45
Punts/Average .....	8/44.1	5/50.2
Penalties/Yards .....	3/25	4/25
Fumbles/Lost .....	1/0	3/1
Possession Time .....	28:12	31:48

## RUSHING

**KC** — D. Williams 12-125, TD; L. McCoy 3-9; M. Hardman 1-7; T. Hill 1-5; D. Williams 1-1

**MIN** — D. Cook 21-71; S. Diggs 1-12; A. Mattison 3-6; K. Cousins 1-5; A. Abdullah 1-2

## RECEIVING

**KC** — T. Hill 6-140, TD; S. Watkins 7-63; T. Kelce 7-62; D. Robinson 1-5; D. Williams 2-3; B. Bell 1-2; L. McCoy 1-(0)

**MIN** — L. Treadwell 3-58; D. Cook 4-45; C. Ham 2-37; I. Smith Jr. 4-33; K. Rudolph 3-23, TD; A. Abdullah 1-16, TD; S. Diggs 1-4; B. Johnson 1-4, TD

## PASSING

**KC** — M. Moore 35-25-275, TD, 0 INT

**MIN** — K. Cousins 38-19-220, 3 TDs, 0 INT

## INTERCEPTIONS

**KC** — None

**MIN** — None

## SACKS

**KC** — C. Jones 1.0

**MIN** — E. Griffen 1.0; I. Odenigbo 1.0; H. Smith 1.0; S. Weatherly 1.0; D. Hunter 0.5; J. Johnson 0.5

## FIELD GOALS

**KC** — H. Butker (24) (45) (54) (44)

**MIN** — D. Bailey (29)



## WEEK 10:

## Titans 35, Chiefs 32

November 10, 2019 • Nissan Stadium • 68,864



<b>Kansas City Chiefs</b> .....	<b>10</b>	<b>3</b>	<b>9</b>	<b>10</b>	<b>—</b>	<b>32</b>
<b>Tennessee Titans</b> .....	<b>0</b>	<b>13</b>	<b>7</b>	<b>15</b>	<b>—</b>	<b>35</b>

**KC** — T.Kelce 3 yd. pass from P.Mahomes (H.Butker kick) (12-69, 5:41)

**KC** — H.Butker 30 yd. Field Goal (4-8, 3:05)

**TEN** — A.Firkser 9 yd. pass from R.Tannehill (R.Succop kick) (4-73, 1:34)

**TEN** — R.Evans 53 yd. fumble return (kick failed, wl)

**KC** — H.Butker 41 yd. Field Goal (10-52, 5:02)

**KC** — T.Hill 11 yd. pass from P.Mahomes (kick failed, wl) (10-77, 5:40)

**TEN** — D.Henry 68 yd. run (R.Succop kick) (2-74, 0:56)

**KC** — H.Butker 43 yd. Field Goal (10-50, 4:00)

**KC** — M.Hardman 63 yd. pass from P.Mahomes (H.Butker kick) (5-79, 2:06)

**TEN** — D.Henry 1 yd. run (R.Succop kick) (10-75, 5:28)

**KC** — H.Butker 39 yd. Field Goal (7-53, 3:12)

**TEN** — A.Humphries 23 yd. pass from R.Tannehill (R.Tannehill run) (4-61, 0:58)

<b>TEAM STATISTICS</b>	<b>CHIEFS</b>	<b>TITANS</b>
First Downs .....	28	19
Total Net Yards .....	530	371
Rushes/Net Yards .....	25/97	26/225
Net Passing .....	433	146
Pass Attempts/Completions .....	51/36	19/13
Had Intercepted .....	0	0
Sacked/Yards Lost .....	2/13	4/35
Punts/Average .....	1/26.0	4/51.0
Penalties/Yards .....	9/80	8/64
Fumbles/Lost .....	2/1	1/1
Possession Time .....	37:52	22:08

## RUSHING

**KC** — D. Williams 19-77; S. Watkins 2-12; D. Williams 2-6; T. Hill 1-3; D. Thompson 1-(-1)

**TEN** — D. Henry 23-188, 2 TDs; R. Tannehill 3-37

## RECEIVING

**KC** — T. Hill 11-157, TD; T. Kelce 7-75, TD; M. Hardman 1-63, TD; D. Robinson 4-56; S. Watkins 5-39; D. Williams 5-32; D. Williams 1-9; D. Thompson 1-8; D. Yelder 1-7

**TEN** — K. Raymond 1-52; A. Firkser 3-36, TD; J. Smith 4-30; A. Humphries 1-23, TD; T. Sharpe 1-20; A. Brown 1-17; D. Henry 2-3

## PASSING

**KC** — P. Mahomes 50-36-446, 3 TDs, 0 INT; D. Colquitt 1-0-(0), 0 TDs, 0 INT

**TEN** — R. Tannehill 19-13-181, 2 TDs, 0 INT

## INTERCEPTIONS

**KC** — None

**TEN** — None

## SACKS

**KC** — C. Jones 2.0; F. Clark 1.0; E. Ogbah 1.0

**TEN** — R. Evans 1.0; H. Landry III 1.0

## FIELD GOALS

**KC** — H. Butker (30) (41) (43) (39) 52B

**TEN** — None





## WEEK 11:

## Chiefs 24, Chargers 17

November 18, 2019 • Azteca Stadium • 76,252



<b>Kansas City Chiefs</b> .....	<b>0</b>	<b>10</b>	<b>14</b>	<b>0</b>	<b>—</b>	<b>24</b>
<b>Los Angeles Chargers</b> .....	<b>3</b>	<b>6</b>	<b>8</b>	<b>0</b>	<b>—</b>	<b>17</b>

LAC — M.Badgley 27 yd. Field Goal (9-68, 5:29)

KC — L.McCoy 6 yd. run (H.Butker kick) (1-6, 0:05)

LAC — M.Badgley 26 yd. Field Goal (9-67, 3:44)

KC — H.Butker 41 yd. Field Goal (9-52, 3:18)

LAC — M.Badgley 49 yd. Field Goal (9-44, 1:43)

KC — D.Williams 6 yd. run (H.Butker kick) (9-75, 5:31)

KC — T.Kelce 23 yd. pass from P.Mahomes (H.Butker kick) (6-54, 3:20)

LAC — K.Allen 7 yd. pass from P.Rivers (P.Rivers-H.Henry pass) (6-75, 3:12)

## TEAM STATISTICS

## CHIEFS

## CHARGERS

First Downs .....	18	23
Total Net Yards .....	310	438
Rushes/Net Yards .....	27/130	19/93
Net Passing .....	180	345
Pass Attempts/Completions .....	32/19	52/28
Had Intercepted .....	1	4
Sacked/Yards Lost .....	1/2	2/8
Punts/Average .....	6/40.0	3/47.7
Penalties/Yards .....	8/102	9/60
Fumbles/Lost .....	1/0	3/0
Possession Time .....	28:58	31:02

## RUSHING

KC — P. Mahomes 5-59; D. Williams 11-35, TD; L. McCoy 7-29, TD; D. Williams 4-7

LAC — M. Gordon III 14-69; A. Ekeler 5-24

## RECEIVING

KC — T. Kelce 7-92, TD; L. McCoy 4-28; S. Watkins 2-26; M. Hardman 2-13; B. Pringle 1-9; D. Williams 2-8; D. Williams 1-6

LAC — A. Ekeler 8-108; M. Williams 2-76; K. Allen 8-71, TD; H. Henry 6-69; M. Gordon III 3-21; V. Green 1-8

## PASSING

KC — P. Mahomes 32-19-182, TD, 1 INT

LAC — P. Rivers 52-28-353, TD, 4 INT

## INTERCEPTIONS

KC — R. Fenton 1; T. Mathieu 1; D. Nnadi 1; D. Sorensen 1

LAC — R. Jenkins 1

## SACKS

KC — F. Clark 1.0; M. Pennel 1.0

LAC — M. Ingram III 1.0

## FIELD GOALS

KC — H. Butker (41)

LAC — M. Badgley (27) (26) (49) 40WR



## WEEK 13:

## Chiefs 40, Raiders 9

December 1, 2019 • Arrowhead Stadium • 73,548



<b>Oakland Raiders</b> .....	<b>0</b>	<b>0</b>	<b>0</b>	<b>9</b>	<b>—</b>	<b>9</b>
<b>Kansas City Chiefs</b> .....	<b>7</b>	<b>14</b>	<b>10</b>	<b>9</b>	<b>—</b>	<b>40</b>

KC — D.Williams 3 yd. pass from P.Mahomes (H.Butker kick) (11-47, 3:31)

KC — P.Mahomes 13 yd. run (H.Butker kick) (8-60, 3:25)

KC — J.Thornhill 46 yd. interception return (H.Butker kick)

KC — H.Butker 50 yd. Field Goal (9-34, 2:57)

KC — L.McCoy 3 yd. run (H.Butker kick) (4-64, 2:15)

OAK — D.Carson 34 yd. Field Goal (13-60, 6:55)

KC — D.Thompson 4 yd. run (H.Butker kick) (14-75, 9:32)

OAK — D.Carrier 4 yd. pass from D.Carr (10-75, 4:45)

KC — C.Ward defensive two point conversion

## TEAM STATISTICS

## RAIDERS

## CHIEFS

First Downs .....	19	22
Total Net Yards .....	332	259
Rushes/Net Yards .....	25/122	29/96
Net Passing .....	210	163
Pass Attempts/Completions .....	30/20	29/15
Had Intercepted .....	2	0
Sacked/Yards Lost .....	2/12	1/12
Punts/Average .....	2/38.5	2/41.5
Penalties/Yards .....	12/99	0/0
Fumbles/Lost .....	2/1	0/0
Possession Time .....	31:41	28:19

## RUSHING

KC — D. Thompson 11-44, TD; P. Mahomes 3-25, TD; D. Williams 6-13; L. McCoy 5-10, TD; M. Hardman 1-9; A. Sherman 1-0; M. Moore 1-(-1); T. Hill 1-(-4)

OAK — J. Jacobs 17-104; D. Carr 3-7; D. Washington 2-5; A. Ingold 1-4; J. Richard 1-2; T. Davis 1-0

## RECEIVING

KC — T. Kelce 5-90; T. Hill 5-55; L. McCoy 3-20; A. Sherman 1-7; D. Williams 1-3, TD

OAK — D. Waller 7-100; D. Washington 3-44; F. Moreau 1-15; Z. Jones 2-14; A. Ingold 2-13; K. Doss 1-11; D. Carrier 2-10, TD; T. Williams 1-9; J. Richard 1-6

## PASSING

KC — P. Mahomes 29-15-175, TD, 0 INT

OAK — D. Carr 30-20-222, TD, 2 INT

## INTERCEPTIONS

KC — T. Mathieu 1; J. Thornhill 1

OAK — None

## SACKS

KC — C. Jones 1.0; T. Kpassagnon 1.0

OAK — M. Hurst 1.0

## FIELD GOALS

KC — H. Butker (50)

OAK — D. Carlson 44WL (34)





WEEK 14:

Chiefs 23, Patriots 16

December 8, 2019 • Gillette Stadium • 65,878



Kansas City Chiefs .....	3	17	3	0	—	23
New England Patriots .....	7	0	6	3	—	16

NE — J. Edelman 37 yd. pass from T. Brady (N. Folk kick) (5-83, 2:26)

KC — H. Butker 48 yd. Field Goal (9-53, 3:46)

KC — M. Hardman 48 yd. pass from P. Mahomes (H. Butker kick) (7-58, 3:56)

KC — T. Kelce 4 yd. run (H. Butker kick) (7-35, 3:20)

KC — H. Butker 31 yd. Field Goal (10-74, 1:49)

KC — H. Butker 41 yd. Field Goal (11-52, 6:14)

NE — B. Bolden 10 yd. run (run failed) (2-19, 0:51)

NE — N. Folk 29 yd. Field Goal (9-46, 3:25)

TEAM STATISTICS	CHIEFS	PATRIOTS
First Downs .....	20	17
Total Net Yards .....	346	278
Rushes/Net Yards .....	29/75	22/94
Net Passing .....	271	184
Pass Attempts/Completions .....	40/26	37/20
Had Intercepted .....	1	1
Sacked/Yards Lost .....	1/12	3/20
Punts/Average .....	4/32.8	4/41.3
Penalties/Yards .....	10/136	5/25
Fumbles/Lost .....	2/1	0/0
Possession Time .....	34:21	25:39

## RUSHING

KC — L. McCoy 11-39; S. Ware 5-11; T. Hill 2-8; D. Thompson 4-7; P. Mahomes 6-6; T. Kelce 1-4, TD

NE — J. White 6-33; T. Brady 2-20; R. Burkhead 7-15; B. Bolden 1-10, TD; S. Michel 5-8; J. Edelman 1-8

## RECEIVING

KC — T. Kelce 7-66; T. Hill 6-62; S. Watkins 4-50; M. Hardman 1-48, TD; D. Thompson 4-36; B. Pringle 1-14; D. Robinson 1-12; L. McCoy 1-4; S. Ware 1-(-9)

NE — J. Edelman 8-95, TD; J. Meyers 1-35; J. White 5-27; M. LaCrosse 2-14; M. Sanu Sr. 1-13; N. Harry 1-12; B. Watson 1-7; S. Michel 1-1

## PASSING

KC — P. Mahomes 40-26-283, TD, 1 INT

NE — T. Brady 36-19-169, TD, 1 INT; J. White 1-1-35, 0 TDs, 0 INT

## INTERCEPTIONS

KC — B. Breeland 1

NE — J. Jackson 1

## SACKS

KC — F. Clark 1.0; C. Jones 1.0; A. Okafor 1.0

NE — D. Wise Jr. 1.0

## FIELD GOALS

KC — H. Butker (48) (31) (41)

NE — N. Folk 41B (29)





## WEEK 15:

## Chiefs 23, Broncos 3

December 15, 2019 • Arrowhead Stadium • 73,257



<b>Denver Broncos</b> .....	<b>0</b>	<b>3</b>	<b>0</b>	<b>0</b>	<b>—</b>	<b>3</b>
<b>Kansas City Chiefs</b> .....	<b>6</b>	<b>9</b>	<b>8</b>	<b>0</b>	<b>—</b>	<b>23</b>

**KC** — T.Hill 41 yd. pass from P.Mahomes (pass failed) (4-79, 2:00)

**KC** — H.Butker 23 yd. Field Goal (12-79, 6:48)

**KC** — H.Butker 24 yd. Field Goal (10-69, 5:24)

**DEN** — B.McManus 32 yd. Field Goal (11-61, 4:28)

**KC** — H.Butker 44 yd. Field Goal (9-53, 1:56)

**KC** — T.Hill 5 yd. pass from P.Mahomes (P.Mahomes-S.Watkins pass) (10-75, 5:15)

TEAM STATISTICS	BRONCOS	CHIEFS
First Downs .....	15	27
Total Net Yards .....	251	419
Rushes/Net Yards .....	15/52	25/92
Net Passing .....	199	327
Pass Attempts/Completions .....	40/18	34/27
Had Intercepted .....	1	1
Sacked/Yards Lost .....	2/9	3/13
Punts/Average .....	4/42.8	2/39.5
Penalties/Yards .....	7/72	5/45
Fumbles/Lost .....	2/0	0/0
Possession Time .....	26:27	33:33

## RUSHING

**KC** — D. Thompson 8-38; S. Ware 7-26; L. McCoy 6-16; P. Mahomes 3-11; T. Hill 1-1

**DEN** — P. Lindsay 7-32; R. Freeman 5-12; D. Booker 1-5; D. Lock 2-3

## RECEIVING

**KC** — T. Kelce 11-142; T. Hill 5-67, 2 TDs; S. Watkins 3-49; B. Bell 2-41; D. Robinson 2-21; M. Hardman 1-10; S. Ware 2-9; D. Thompson 1-1

**DEN** — C. Sutton 4-79; N. Fant 2-56; T. Patrick 3-26; R. Freeman 4-14; A. Beck 2-13; D. Hamilton 2-13; T. Fumagalli 1-7

## PASSING

**KC** — P. Mahomes 34-27-340, 2 TDs, 1 INT

**DEN** — D. Lock 40-18-208, 0 TDs, 1 INT

## INTERCEPTIONS

**KC** — J. Thornhill 1

**DEN** — J. Simmons 1

## SACKS

**KC** — T. Mathieu 1.0; A. Okafor 1.0

**DEN** — S. Harris 2.0; V. Miller 1.0

## FIELD GOALS

**KC** — H. Butker (24) (44) (23)

**DEN** — B. McManus (32)



## WEEK 16:

## Chiefs 26, Bears 3

December 22, 2019 • Soldier Field • 62,213



<b>Kansas City Chiefs</b> .....	<b>7</b>	<b>10</b>	<b>0</b>	<b>9</b>	<b>—</b>	<b>26</b>
<b>Chicago Bears</b> .....	<b>0</b>	<b>0</b>	<b>3</b>	<b>0</b>	<b>—</b>	<b>3</b>

**KC** — P.Mahomes 12 yd. run (H.Butker kick) (15-82, 7:58)

**KC** — H.Butker 56 yd. Field Goal (7-31, 3:06)

**KC** — T.Kelce 6 yd. pass from P.Mahomes (H.Butker kick) (13-95, 6:42)

**CHI** — E.Piñero 46 yd. Field Goal (6-23, 2:50)

**KC** — Dam.Williams 14 yd. pass from P.Mahomes (kick failed, hlu) (9-71, 4:55)

**KC** — H.Butker 32 yd. Field Goal (11-43, 6:02)

TEAM STATISTICS	CHIEFS	BEARS
First Downs .....	25	18
Total Net Yards .....	350	234
Rushes/Net Yards .....	29/106	22/101
Net Passing .....	244	133
Pass Attempts/Completions .....	33/23	34/18
Had Intercepted .....	0	0
Sacked/Yards Lost .....	1/7	3/24
Punts/Average .....	2/46.5	3/46.3
Penalties/Yards .....	9/71	7/50
Fumbles/Lost .....	0/0	1/0
Possession Time .....	33:24	26:36

## RUSHING

**KC** — D. Williams 16-65; D. Thompson 5-14; S. Ware 5-14; P. Mahomes 2-14, TD; M. Moore 1-(-1)

**CHI** — D. Montgomery 13-57; M. Trubisky 6-20; C. Patterson 1-16; T. Cohen 2-8

## RECEIVING

**KC** — T. Kelce 8-74, TD; T. Hill 5-72; S. Watkins 2-28; D. Williams 3-27, TD; S. Ware 2-22; B. Bell 2-15; D. Robinson 1-13

**CHI** — A. Robinson II 6-53; J. Wims 3-26; T. Cohen 3-25; J. Horsted 1-20; J. Holtz 1-13; E. Saubert 1-11; C. Patterson 1-5; A. Miller 1-2; D. Montgomery 1-2

## PASSING

**KC** — P. Mahomes 33-23-251, 2 TDs, 0 INT

**CHI** — M. Trubisky 34-18-157, 0 TDs, 0 INT

## INTERCEPTIONS

**KC** — None

**CHI** — None

## SACKS

**KC** — F. Clark 1.0; C. Jones 1.0; R. Ragland 1.0

**CHI** — K. Mack 1.0

## FIELD GOALS

**KC** — H. Butker (56) (32)

**CHI** — E. Piñero (46)





WEEK 17:

**Chiefs 31, Chargers 21**

December 29, 2019 • Arrowhead Stadium • 73,680



<b>Los Angeles Chargers</b> .....	<b>0</b>	<b>7</b>	<b>7</b>	<b>7</b>	<b>—</b>	<b>21</b>
<b>Kansas City Chiefs</b> .....	<b>3</b>	<b>7</b>	<b>14</b>	<b>7</b>	<b>—</b>	<b>31</b>

**KC** — H.Butker 40 yd. Field Goal (15-62, 8:12)**LAC** — K.Allen 12 yd. pass from P.Rivers (M.Badgley kick) (11-74, 4:45)**KC** — D.Robinson 24 yd. pass from P.Mahomes (H.Butker kick) (4-57, 1:29)**LAC** — M.Gordon 5 yd. run (M.Badgley kick) (3-21, 1:26)**KC** — M.Hardman 104 yd. kickoff return (H.Butker kick) (0-0, 0:16)**KC** — Dam.Williams 84 yd. run (H.Butker kick) (1-84, 0:15)**LAC** — H.Henry 8 yd. pass from P.Rivers (M.Badgley kick) (14-86, 7:11)**KC** — Dam.Williams 7 yd. run (H.Butker kick) (8-77, 2:46)

<b>TEAM STATISTICS</b>	<b>CHARGERS</b>	<b>CHIEFS</b>
First Downs .....	25	16
Total Net Yards .....	366	336
Rushes/Net Yards .....	25/108	23/162
Net Passing .....	258	174
Pass Attempts/Completions .....	46/31	25/16
Had Intercepted .....	2	1
Sacked/Yards Lost .....	3/23	0/0
Punts/Average .....	3/44.7	2/51.5
Penalties/Yards .....	8/40	5/39
Fumbles/Lost .....	0/0	0/0
Possession Time .....	36:04	23:56

**RUSHING****KC** — D. Williams 12-124, 2 TDs; P. Mahomes 7-21; D. Thompson 4-17**LAC** — M. Gordon III 14-46, TD; A. Ekeler 9-46; J. Jackson 1-11; P. Rivers 1-5**RECEIVING****KC** — T. Hill 4-61; D. Williams 4-30; M. Hardman 1-30; T. Kelce 3-24; D. Robinson 1-24, TD; S. Watkins 1-8; B. Bell 1-1; D. Thompson 1-(-4)**LAC** — K. Allen 9-82, TD; M. Gordon III 6-76; A. Ekeler 9-43; H. Henry 5-42, TD; M. Williams 2-38**PASSING****KC** — P. Mahomes 25-16-174, TD, 1 INT**LAC** — P. Rivers 46-31-281, 2 TDs, 2 INT**INTERCEPTIONS****KC** — T. Mathieu 1; D. Sorensen 1**LAC** — M. Davis 1**SACKS****KC** — F. Clark 1.0; C. Jones 1.0; T. Suggs 1.0**LAC** — None**FIELD GOALS****KC** — H. Butker (40)**LAC** — None





## WEEK 1:

## Chiefs 51, Texans 31

January 12, 2020 • Arrowhead Stadium • 73,503



<b>Houston Texans</b> .....	<b>21</b>	<b>3</b>	<b>7</b>	<b>0</b>	<b>—</b>	<b>31</b>
<b>Kansas City Chiefs</b> .....	<b>0</b>	<b>28</b>	<b>13</b>	<b>10</b>	<b>—</b>	<b>51</b>

**HOU** — K.Stills 54 yd. pass from D.Watson (K.Fairbairn kick) (6-75, 3:01)

**HOU** — L.Johnson 10 yd. return of blocked punt (K.Fairbairn kick)

**HOU** — D.Fells 4 yd. pass from D.Watson (K.Fairbairn kick) (2-6, 0:48)

**HOU** — K.Fairbairn 31 yd. Field Goal (9-38, 4:55)

**KC** — Dam.Williams 17 yd. pass from P.Mahomes (H.Butker kick) (2-42, 0:59)

**KC** — T.Kelce 5 yd. pass from P.Mahomes (H.Butker kick) (3-33, 0:23)

**KC** — T.Kelce 6 yd. pass from P.Mahomes (H.Butker kick) (3-6, 1:25)

**KC** — T.Kelce 5 yd. pass from P.Mahomes (H.Butker kick) (8-90, 2:03)

**KC** — Dam.Williams 1 yd. run (kick failed, wl) (7-85, 3:36)

**KC** — Dam.Williams 5 yd. run (H.Butker kick) (6-77, 3:55)

**HOU** — D.Watson 5 yd. run (K.Fairbairn kick) (9-75, 4:15)

**KC** — B.Bell 8 yd. pass from P.Mahomes (H.Butker kick) (4-72, 1:32)

**KC** — H.Butker 24 yd. Field Goal (7-52, 3:31)

TEAM STATISTICS	TEXANS	CHIEFS
First Downs .....	23	29
Total Net Yards .....	442	434
Rushes/Net Yards .....	21/94	21/118
Net Passing .....	348	316
Pass Attempts/Completions .....	52/31	35/23
Had Intercepted .....	0	0
Sacked/Yards Lost .....	5/40	1/5
Punts/Average .....	3/45.7	4/30.8
Penalties/Yards .....	7/87	4/37
Fumbles/Lost .....	2/1	2/1
Possession Time .....	34:35	25:25

## RUSHING

**KC** — P. Mahomes 7-53; D. Williams 12-47, 2 TDs; S. Watkins 1-14; T. Hill 1-4

**HOU** — C. Hyde 13-44; D. Watson 6-37, TD; D. Johnson 1-11; J. Reid 1-2

## RECEIVING

**KC** — T. Kelce 10-134, 3 TDs; S. Watkins 2-76; T. Hill 3-41; D. Williams 2-21, TD; M. Hardman 2-19; B. Bell 2-15, TD; D. Yelder 1-11; D. Robinson 1-4

**HOU** — D. Hopkins 9-118; W. Fuller V 5-89; K. Stills 3-80, TD; D. Johnson 5-23; D. Fells 3-22, TD; C. Hyde 3-18; D. Carter 1-17; T. Jones 1-14; J. Thomas 1-7

## PASSING

**KC** — P. Mahomes 35-23-321, 5 TDs, 0 INT

**HOU** — D. Watson 52-31-388, 2 TDs, 0 INT

## INTERCEPTIONS

**KC** — None

**HOU** — None

## SACKS

**KC** — F. Clark 3.0; R. Fenton 1.0; D. O'Daniel 1.0

**HOU** — G. Conley 1.0

## FIELD GOALS

**KC** — H. Butker (24)

**HOU** — K. Fairbairn (31) 51WR



## WEEK 2:

## Chiefs 35, Titans 24

January 19, 2020 • Arrowhead Stadium • 73,656



<b>Tennessee Titans</b> .....	<b>10</b>	<b>7</b>	<b>0</b>	<b>7</b>	<b>—</b>	<b>24</b>
<b>Kansas City Chiefs</b> .....	<b>7</b>	<b>14</b>	<b>0</b>	<b>14</b>	<b>—</b>	<b>35</b>

**TEN** — G.Joseph 30 yd. Field Goal (8-58, 3:31)

**TEN** — D.Henry 4 yd. run (G.Joseph kick) (9-58, 4:07)

**KC** — T.Hill 8 yd. pass from P.Mahomes (H.Butker kick) (10-74, 5:06)

**TEN** — D.Kelly 1 yd. pass from R.Tannehill (G.Joseph kick) (15-75, 9:07)

**KC** — T.Hill 20 yd. pass from P.Mahomes (H.Butker kick) (5-63, 2:36)

**KC** — P.Mahomes 27 yd. run (H.Butker kick) (9-86, 1:40)

**KC** — Dam.Williams 3 yd. run (H.Butker kick) (13-73, 7:08)

**KC** — S.Watkins 60 yd. pass from P.Mahomes (H.Butker kick) (7-88, 4:21)

**TEN** — A.Firkser 22 yd. pass from R.Tannehill (G.Joseph kick) (8-80, 3:15)

TEAM STATISTICS	TITANS	CHIEFS
First Downs .....	20	27
Total Net Yards .....	295	404
Rushes/Net Yards .....	23/85	27/112
Net Passing .....	210	292
Pass Attempts/Completions .....	32/22	35/23
Had Intercepted .....	0	0
Sacked/Yards Lost .....	3/27	2/2
Punts/Average .....	3/46.3	3/40.7
Penalties/Yards .....	8/85	9/61
Fumbles/Lost .....	0/0	1/0
Possession Time .....	30:10	29:50

## RUSHING

**KC** — P. Mahomes 8-53, TD; D. Williams 17-45, TD; T. Hill 1-7; D. Thompson 1-7

**TEN** — D. Henry 19-69, TD; R. Tannehill 3-11; M. Mariota 1-5

## RECEIVING

**KC** — S. Watkins 7-114, TD; T. Hill 5-67, 2 TDs; D. Williams 5-44; D. Robinson 2-31; T. Kelce 3-30; M. Hardman 1-8

**TEN** — C. Davis 5-65; A. Brown 3-51; J. Smith 3-38; A. Hooker 1-28; A. Humphries 4-25; A. Firkser 1-22, TD; M. Pruitt 1-9; D. Lewis 1-6; D. Kelly 1-1, TD; D. Henry 2-(-8)

## PASSING

**KC** — P. Mahomes 35-23-294, 3 TDs, 0 INT

**TEN** — R. Tannehill 31-21-209, 2 TDs, 0 INT; B. Kern 1-1-28, 0 TDs, 0 INT

## INTERCEPTIONS

**KC** — None

**TEN** — None

## SACKS

**KC** — T. Kpassagnon 2.0; F. Clark 1.0

**TEN** — K. Correa 1.0; J. Casey 0.5; D. Jones 0.5

## FIELD GOALS

**KC** — None

**TEN** — G. Joseph (30)





# CHIEFS KINGDOM

ROSTER, DEPTH & TRANSACTIONS





# 2019 KANSAS CITY CHIEFS NUMERICAL ROSTER

(As of January 23, 2020)

NO.	NAME	POS.	HT.	WT.	AGE	EXP.	COLLEGE	HOW ACQ.	HOMETOWN
2	Dustin Colquitt	P	6-3	210	37	15	Tennessee	D3-05	Knoxville, Tenn.
4	Chad Henne	QB	6-3	222	34	12	Michigan	UFA-18	West Lawn, Pa.
7	Harrison Butker	K	6-4	205	24	3	Georgia Tech	FA-17	Decatur, Ga.
8	Matt Moore	QB	6-3	219	35	12	Oregon State	FA-19	Van Nuys, Calif.
10	Tyreek Hill	WR	5-10	185	25	4	West Alabama	D5b-16	Pearson, Ga.
11	Demarcus Robinson	WR	6-1	203	25	4	Florida	D4c-16	Fort Valley, Ga.
13	Byron Pringle	WR	6-1	203	26	2	Kansas State	CFA-18	Tampa, Fla.
14	Sammy Watkins	WR	6-1	211	26	6	Clemson	UFA-18	Fort Myers, Fla.
15	Patrick Mahomes	QB	6-3	230	24	3	Texas Tech	D1-17	Tyler, Texas
17	Mecole Hardman	WR	5-10	187	21	R	Georgia	D2a-19	Bowman, Ga.
20	Morris Claiborne	CB	5-11	192	29	8	LSU	FA-19	Shreveport, La.
21	Bashaud Breeland	CB	5-11	195	27	6	Clemson	UFA-19	Allendale, S.C.
23	Armani Watts	S	5-11	205	23	2	Texas A&M	D4-18	Forney, Texas
24	Jordan Lucas	S	6-1	190	26	4	Penn State	T (MIA)-18	New Rochelle, N.Y.
25	LeSean McCoy	RB	5-11	210	31	11	Pittsburgh	FA-19	Harrisburg, Pa.
26	Damien Williams	RB	5-11	224	27	6	Oklahoma	UFA-18	San Diego, Calif.
27	Rashad Fenton	CB	5-11	188	22	R	South Carolina	D6a-19	Miami, Fla.
29	Kendall Fuller	CB	5-11	198	24	4	Virginia Tech	T (WAS)-18	Baltimore, Md.
30	Alex Brown	DB	5-11	170	23	R	South Carolina State	FA-19	Holly Hill, S.C.
32	Tyrann Mathieu	S	5-9	190	27	7	LSU	UFA-19	New Orleans, La.
34	Darwin Thompson	RB	5-8	200	22	R	Utah State	D6b-19	Tulsa, Okla.
35	Charvarius Ward	CB	6-1	198	23	2	Middle Tennessee State	T (DAL)-18	McCombs, Miss.
41	James Winchester	LS	6-3	240	30	5	Oklahoma	FA-15	Washington, Okla.
42	Anthony Sherman	FB	5-10	242	31	9	Connecticut	T (ARI)-13	North Attleborough, Mass.
44	Dorian O'Daniel	LB	6-1	220	25	2	Clemson	D3b-18	Olney, Md.
49	Daniel Sorensen	S	6-2	208	29	6	BYU	CFA-14	Colton, Calif.
50	Darron Lee	LB	6-1	232	25	4	Ohio State	T (NYJ)-19	Chattanooga, Tenn.
52	Demone Harris	DE	6-4	272	24	1	Buffalo	FA-19	Buffalo, N.Y.
53	Anthony Hitchens	LB	6-0	235	27	6	Iowa	UFA-18	Lorain, Ohio
54	Damien Wilson	LB	6-0	245	26	5	Minnesota	UFA-19	Gloster, Miss.
55	Frank Clark	DE	6-3	260	26	5	Michigan	T (SEA)-19	Cleveland, Ohio
56	Ben Niemann	LB	6-2	235	24	2	Iowa	CFA-18	Sycamore, Ill.
59	Reggie Ragland	LB	6-2	252	26	4	Alabama	T (BUF)-17	Madison, Ala.
60	Ryan Hunter	G	6-3	316	24	1	Bowling Green	CFA-18	North Bay, Ontario
61	Stefen Wisniewski	G	6-3	305	30	9	Penn State	FA-19	Pittsburgh, Pa.
62	Austin Reiter	C	6-3	300	28	4	South Florida	W (CLE)-18	Bradenton, Fla.
64	Mike Pennel	DT	6-4	330	28	6	Colorado State-Pueblo	FA-19	Aurora, Colo.
68	Jackson Barton	T	6-7	302	24	R	Utah	FA-19	Salt Lake City, Utah
71	Mitchell Schwartz	T	6-5	320	30	8	California	UFA-16	Pacific Palisades, Calif.
72	Eric Fisher	T	6-7	315	29	7	Central Michigan	D1-13	Rochester, Mich.
73	Nick Allegretti	G	6-4	320	23	R	Illinois	D7-19	Frankfort, Ill.
75	Cam Erving	T	6-5	313	27	5	Florida State	T (CLE)-17	Moultrie, Ga.
76	Laurent Duvernay-Tardif	G	6-5	321	28	6	McGill	D6b-14	Montreal, Quebec
77	Andrew Wylie	G	6-6	309	25	2	Eastern Michigan	FA-17	Midland, Mich.
81	Blake Bell	TE	6-6	252	28	5	Oklahoma	FA-19	Wichita, Kan.
82	Deon Yelder	TE	6-4	255	24	2	Western Kentucky	FA-18	Louisville, Ky.
87	Travis Kelce	TE	6-5	260	30	7	Cincinnati	D3a-13	Cleveland Heights, Ohio
91	Derrick Nnadi	DT	6-1	312	23	2	Florida State	D3a-18	Virginia Beach, Va.
92	Tanoh Kpassagnon	DE	6-7	289	25	3	Villanova	D2-17	Kalamazoo, Mich.
94	Terrell Suggs	DE	6-3	265	37	17	Arizona State	W (ARI)-19	Chandler, Ariz.
95	Chris Jones	DT	6-6	310	25	4	Mississippi State	D2-16	Houston, Miss.
98	Xavier Williams	DT	6-2	309	28	5	Northern Iowa	RFA-18	Kansas City, Mo.
99	Khalen Saunders	DT	6-0	324	23	R	Western Illinois	D3-19	St. Louis, Mo.
<b>Practice Squad</b>									
1	Jody Fortson	WR	6-6	230	24	R	Valdosta State	CFA-19	Buffalo, N.Y.
9	Kyle Shurmur	QB	6-4	225	23	R	Vanderbilt	CFA-19	Philadelphia, Pa.
12	Gehrig Dieter	WR	6-3	207	26	2	Alabama	CFA-17	South Bend, Ind.
30	Elijah McGuire	RB	5-10	214	25	3	Louisiana-Lafayette	FA-19	Houma, La.
38	Chris Lammons	CB	5-10	190	23	1	South Carolina	FA-19	Lauderhill, Fla.
43	Emmanuel Smith	LB	6-2	240	24	1	Vanderbilt	FA-19	Murfreesboro, Tenn.
45	Mike Weber	RB	5-10	210	22	R	Ohio State	FA-19	Detroit, Mich.
48	Nick Keizer	TE	6-4	251	24	1	Grand Valley State	FA-19	Kalamazoo, Mich.
93	Devaroe Lawrence	DT	6-2	295	27	1	Auburn	FA-19	Greenville, S.C.
96	Braxton Hoyett	DT	6-2	302	23	R	Mississippi State	FA-19	Pelham, Ala.
<b>Reserve/Non-Football Injury</b>									
47	Darius Harris	LB	6-2	238	24	R	Middle Tennessee State	CFA-19	Horn Lake, Miss.
79	Tim Ward	DE	6-6	255	22	R	Old Dominion	CFA-19	High Point, N.C.
<b>Reserved/Injured</b>									
19	Marcus Kemp	WR	6-4	210	24	2	Hawaii	CFA-17	Layton, Utah
20	Keith Reaser	CB	6-0	190	28	4	Florida Atlantic	FA-19	Miami, Fla.
22	Juan Thornhill	S	6-0	205	24	R	Virginia	D2b-19	Altavista, Va.
31	Darrel Williams	RB	5-11	224	24	2	LSU	CFA-18	Marrero, La.
39	Spencer Ware	RB	5-10	229	28	6	LSU	FA-19	Eunice, La.
40	John Lovett	FB	6-3	225	23	R	Princeton	CFA-19	Wantagh, N.Y.
57	Breeland Spears	DE	6-3	285	24	2	Mississippi	D2-18	Jackson, Miss.
70	Greg Senat	T	6-6	305	25	2	Wagner	W (BAL)-19	Elmont, N.Y.
74	Martinas Rankin	T	6-5	311	25	2	Mississippi State	T (HOU)-19	Mendenhall, Miss.
80	Felton Davis	WR	6-3	211	22	R	Michigan State	CFA-19	Richmond, Va.
88	David Wells	TE	6-6	260	24	1	San Diego State	FA-18	Fresno, Calif.
90	Emmanuel Ogbah	DE	6-4	275	26	4	Oklahoma State	T (CLE)-19	Lagos, Nigeria
97	Alex Okafor	DE	6-4	261	28	7	Texas	UFA-19	Dallas, Texas

**HEAD COACH:** Andy Reid

**OFFENSE:** Eric Bieniemy (Offensive Coordinator); Joe Bleymaier (Pass Game Analyst/Asst. QBs); David Girardi (Offensive Quality Control); Andy Heck (Offensive Line); Mike Kafka (Quarterbacks); Greg Lewis (Wide Receivers); Corey Mattheai (Asst. Offensive Line); Deland McCullough (Running Backs); Tom Melvin (Tight Ends).

**DEFENSE:** Steve Spagnuolo (Defensive Coordinator); Terry Bradden (Defensive Quality Control); Brendan Daly (Run Game Coordinator/Defensive Line); Connor Embree (Defensive Assistant); Matt House (Linebackers); Sam Madison (Defensive Backs/Cornerbacks); Dave Merritt (Defensive Backs); Britt Reid (Linebackers/Outside Linebackers); Alex Whittingham (Defensive Quality Control).

**SPECIALISTS:** Dave Toub (Assistant Head Coach/Special Teams Coordinator); Rod Wilson (Asst. Special Teams).

**MISCELLANEOUS:** Barry Rubin (Head Strength & Conditioning); Greg Carbin (Asst. Strength & Conditioning); Travis Crittenden (Asst. Strength & Conditioning); Ryan Reynolds (Asst. Strength & Conditioning); Mike Frazier (Statistical Analysis Coordinator); Porter Ellett (Senior Asst. to Head Coach).



# 2019 KANSAS CITY CHIEFS ALPHABETICAL ROSTER

(As of January 23, 2020)

NO.	NAME	POS.	HT.	WT.	AGE	EXP.	COLLEGE	HOW ACQ.	HOMETOWN
73	Allegretti, Nick	G	6-4	320	23	R	Illinois	D7-19	Frankfort, Ill.
68	Barton, Jackson	T	6-7	302	24	R	Utah	FA-19	Salt Lake City, Utah
81	Bell, Blake	TE	6-6	252	28	5	Oklahoma	FA-19	Wichita, Kan.
21	Breeland, Bashaud	CB	5-11	195	27	6	Clemson	UFA-19	Allendale, S.C.
30	Brown, Alex	DB	5-11	170	23	R	South Carolina State	FA-19	Holly Hill, S.C.
7	Butker, Harrison	K	6-4	205	24	3	Georgia Tech	FA-17	Dacula, Ga.
20	Claiborne, Morris	CB	5-11	192	29	8	LSU	FA-19	Shreveport, La.
55	Clark, Frank	DE	6-3	260	26	5	Michigan	T (SEA)-19	Cleveland, Ohio
2	Colquitt, Dustin	P	6-3	210	37	15	Tennessee	D3-05	Knoxville, Tenn.
76	Duvernay-Tardif, Laurent	G	6-5	321	28	6	McGill	D6b-14	Montreal, Quebec
75	Erving, Cam	T	6-5	313	27	5	Florida State	T (CLE)-17	Moultrie, Ga.
27	Fenton, Rashad	CB	5-11	188	22	R	South Carolina	D6a-19	Miami, Fla.
72	Fisher, Eric	T	6-7	315	29	7	Central Michigan	D1-13	Rochester, Mich.
29	Fuller, Kendall	CB	5-11	198	24	4	Virginia Tech	T (WAS)-18	Baltimore, Md.
17	Hardman, Mecole	WR	5-10	187	21	R	Georgia	D2a-19	Bowman, Ga.
52	Damien Williams	DE	6-4	272	24	1	Buffalo	FA-19	Buffalo, N.Y.
4	Rashad Fenton	QB	6-3	222	34	11	Michigan	UFA-18	West Lawn, Pa.
10	Hill, Tyreek	WR	5-10	185	25	4	West Alabama	D5b-16	Pearson, Ga.
53	Hitchens, Anthony	LB	6-0	235	27	6	Iowa	UFA-18	Lorain, Ohio
60	Hunter, Ryan	G	6-3	316	24	1	Bowling Green	CFA-18	North Bay, Ontario
95	Jones, Chris	DT	6-6	310	25	4	Mississippi State	D2-16	Houston, Miss.
87	Kelce, Travis	TE	6-5	260	30	7	Cincinnati	D3a-13	Cleveland Heights, Ohio
92	Kpassagnon, Tanoh	DE	6-7	289	25	3	Villanova	D2-17	Kalamazoo, Mich.
50	Lee, Darron	LB	6-1	232	25	4	Ohio State	T (NYJ)-19	Chattanooga, Tenn.
24	Lucas, Jordan	S	6-1	190	26	4	Penn State	T (MIA)-18	New Rochelle, N.Y.
15	Mahomes, Patrick	QB	6-3	230	24	3	Texas Tech	D1-17	Tyler, Texas
32	Mathieu, Tyrann	S	5-9	190	27	7	LSU	UFA-19	New Orleans, La.
25	McCoy, LeSean	RB	5-11	210	31	11	Pittsburgh	FA-19	Harrisburg, Pa.
8	Moore, Matt	QB	6-3	219	35	12	Oregon State	FA-19	Van Nuys, Calif.
56	Niemann, Ben	LB	6-2	235	24	2	Iowa	CFA-18	Sycamore, Ill.
91	Nnadi, Derrick	DT	6-1	312	23	2	Florida State	D3-18	Virginia Beach, Va.
44	O'Daniel, Dorian	LB	6-1	220	25	2	Clemson	D3b-18	Olney, Md.
64	Pennel, Mike	DT	6-4	330	28	6	Colorado State-Pueblo	FA-19	Aurora, Colo.
13	Pringle, Byron	WR	6-1	203	26	2	Kansas State	CFA-18	Tampa, Fla.
59	Ragland, Reggie	LB	6-2	252	26	4	Alabama	T (BUF)-17	Madison, Ala.
62	Reiter, Austin	C	6-3	300	28	4	South Florida	W (CLE)-18	Bradenton, Fla.
11	Robinson, Demarcus	WR	6-1	203	25	4	Florida	D4c-16	Fort Valley, Ga.
99	Saunders, Khalel	DT	6-0	324	23	R	Western Illinois	D3-19	St. Louis, Mo.
71	Schwartz, Mitchell	T	6-5	320	30	8	California	UFA-16	Pacific Palisades, Calif.
42	Sherman, Anthony	FB	5-10	242	31	9	Connecticut	T (ARI)-13	North Attleborough, Mass.
49	Sorensen, Daniel	S	6-2	208	29	6	BYU	CFA-14	Colton, Calif.
94	Suggs, Terrell	DE	6-3	265	37	17	Arizona State	W (ARI)-19	Chandler, Ariz.
34	Thompson, Darwin	RB	5-8	200	22	R	Utah State	D6b-19	Tulsa, Okla.
35	Ward, Charvarius	CB	6-1	198	23	2	Middle Tennessee State	T (DAL)-18	McCombs, Miss.
14	Watkins, Sammy	WR	6-1	211	26	6	Clemson	UFA-18	Fort Myers, Fla.
23	Watts, Armani	S	5-11	205	23	2	Texas A&M	D4-18	Forney, Texas
26	Williams, Damien	RB	5-11	224	27	6	Oklahoma	UFA-18	San Diego, Calif.
98	Williams, Xavier	DT	6-2	309	28	5	Northern Iowa	RFA-18	Kansas City, Mo.
54	Wilson, Damien	LB	6-0	245	26	5	Minnesota	UFA-19	Gloster, Miss.
41	Winchester, James	LS	6-3	240	30	5	Oklahoma	FA-15	Washington, Okla.
61	Wisniewski, Stefan	G	6-3	305	30	9	Penn State	FA-19	Pittsburgh, Pa.
77	Wylie, Andrew	G	6-6	309	25	2	Eastern Michigan	FA-17	Midland, Mich.
82	Yelder, Deon	TE	6-4	255	24	2	Western Kentucky	FA-18	Louisville, Ky.
<b>Practice Squad</b>									
12	Dieter, Gehrig	WR	6-3	207	26	2	Alabama	CFA-17	South Bend, Ind.
1	Fortson, Jody	WR	6-6	230	24	R	Valdosta State	CFA-19	Buffalo, N.Y.
96	Hoyett, Braxton	DT	6-2	302	23	R	Mississippi State	FA-19	Pelham, Ala.
48	Keizer, Nick	TE	6-4	251	24	1	Grand Valley State	FA-19	Kalamazoo, Mich.
38	Lammons, Chris	CB	5-10	190	23	1	South Carolina	FA-19	Lauderhill, Fla.
93	Lawrence, Devaroe	DT	6-2	295	27	1	Auburn	FA-19	Greenville, S.C.
30	McGuire, Elijah	RB	5-10	214	25	3	Louisiana-Lafayette	FA-19	Houma, La.
9	Shurmur, Kyle	QB	6-4	225	23	R	Vanderbilt	CFA-19	Philadelphia, Pa.
43	Smith, Emmanuel	LB	6-2	240	24	1	Vanderbilt	FA-19	Murfreesboro, Tenn.
45	Weber, Mike	RB	5-10	210	22	R	Ohio State	FA-19	Detroit, Mich.
<b>Reserve/Non-Football Injury</b>									
47	Harris, Darius	LB	6-2	238	24	R	Middle Tennessee State	CFA-19	Horn Lake, Miss.
79	Ward, Tim	DE	6-6	255	22	R	Old Dominion	CFA-19	High Point, N.C.
<b>Reserved/Injured</b>									
80	Davis, Felton	WR	6-3	211	22	R	Michigan State	CFA-19	Richmond, Va.
19	Kemp, Marcus	WR	6-4	210	24	2	Hawaii	CFA-17	Layton, Utah
40	Lovett, John	FB	6-3	225	23	R	Princeton	CFA-19	Wantagh, N.Y.
90	Ogbah, Emmanuel	DE	6-4	275	26	4	Oklahoma State	T (CLE)-19	Lagos, Nigeria
97	Okafor, Alex	DE	6-4	261	28	7	Texas	UFA-19	Dallas, Texas
74	Rankin, Martinus	T	6-5	311	25	2	Mississippi State	T (HOU)-19	Mendenhall, Miss.
20	Reaser, Keith	CB	6-0	190	28	4	Florida Atlantic	FA-19	Miami, Fla.
70	Senat, Greg	T	6-6	305	25	2	Wagner	W (BAL)-19	Elmont, N.Y.
57	Speaks, Breeland	DE	6-3	285	24	2	Mississippi	D2-18	Jackson, Miss.
22	Thornhill, Juan	S	6-0	205	24	R	Virginia	D2b-19	Altavista, Va.
39	Ware, Spencer	RB	5-10	229	28	6	LSU	FA-19	Eunice, La.
88	Wells, David	TE	6-6	260	24	1	San Diego State	FA-18	Fresno, Calif.
31	Williams, Darrel	RB	5-11	224	24	2	LSU	CFA-18	Marrero, La.

**HEAD COACH:** Andy Reid

**OFFENSE:** Eric Bieniemy (Offensive Coordinator); Joe Bleymaier (Pass Game Analyst/Asst. QBs); David Girardi (Offensive Quality Control); Andy Heck (Offensive Line); Mike Kafka (Quarterbacks); Greg Lewis (Wide Receivers); Corey Matthei (Asst. Offensive Line); Deland McCullough (Running Backs); Tom Melvin (Tight Ends).

**DEFENSE:** Steve Spagnuolo (Defensive Coordinator); Terry Bradden (Defensive Quality Control); Brendan Daly (Run Game Coordinator/Defensive Line); Connor Embree (Defensive Assistant); Matt House (Linebackers); Sam Madison (Defensive Backs/Cornerbacks); Dave Merritt (Defensive Backs); Britt Reid (Linebackers/Outside Linebackers); Alex Whittingham (Defensive Quality Control).

**SPECIALISTS:** Dave Toub (Assistant Head Coach/Special Teams Coordinator); Rod Wilson (Asst. Special Teams).

**MISCELLANEOUS:** Barry Rubin (Head Strength & Conditioning); Greg Carbin (Asst. Strength & Conditioning); Travis Crittenden (Asst. Strength & Conditioning); Ryan Reynolds (Asst. Strength & Conditioning); Mike Frazier (Statistical Analysis Coordinator); Porter Ellett (Senior Asst. to Head Coach).



# 2019 KANSAS CITY CHIEFS POSITION-BY-POSITION ROSTER

(As of January 23, 2020)

## QUARTERBACKS (3)

NO.	NAME	POS.	HT.	WT.	AGE	EXP.	COLLEGE	HOMETOWN	HOW ACQ.
4	Henne, Chad	QB	6-3	222	34	11	Michigan	West Lawn, Pa.	UFA-18
15	Mahomes, Patrick	QB	6-3	230	24	3	Texas Tech	Tyler, Texas	D1-17
8	Moore, Matt	QB	6-3	219	35	12	Oregon State	Van Nuys, Calif.	FA-19

## RUNNING BACKS (4)

NO.	NAME	POS.	HT.	WT.	AGE	EXP.	COLLEGE	HOMETOWN	HOW ACQ.
25	McCoy, LeSean	RB	5-11	210	31	11	Pittsburgh	Harrisburg, Pa.	FA-19
42	Sherman, Anthony	FB	5-10	242	31	9	Connecticut	North Attleborough, Mass.	T (ARI)-13
34	Thompson, Darwin	RB	5-8	200	22	R	Utah State	Tulsa, Okla.	D6b-19
26	Williams, Damien	RB	5-11	224	27	6	Oklahoma	San Diego, Calif.	UFA-18

## WIDE RECEIVERS (5)

NO.	NAME	POS.	HT.	WT.	AGE	EXP.	COLLEGE	HOMETOWN	HOW ACQ.
17	Hardman, Mecole	WR	5-10	187	21	R	Georgia	Bowman, Ga.	D2a-19
10	Hill, Tyreek	WR	5-10	185	25	4	West Alabama	Pearson, Ga.	D5b-16
13	Pringle, Byron	WR	6-1	203	26	2	Kansas State	Tampa, Fla.	CFA-19
11	Damien Williams	WR	6-1	203	25	4	Florida	Fort Valley, Ga.	D4c-16
14	Rashad Fenton	WR	6-1	211	26	6	Clemson	Fort Myers, Fla.	UFA-18

## TIGHT ENDS (3)

NO.	NAME	POS.	HT.	WT.	AGE	EXP.	COLLEGE	HOMETOWN	HOW ACQ.
81	Bell, Blake	TE	6-6	252	28	5	Oklahoma	Wichita, Kan.	FA-19
87	Kelce, Travis	TE	6-5	260	28	7	Cincinnati	Cleveland Heights, Ohio	D3a-13
82	Yelder, Deon	TE	6-4	255	24	2	Western Kentucky	Louisville, Ky.	FA-18

## OFFENSIVE LINE (10)

NO.	NAME	POS.	HT.	WT.	AGE	EXP.	COLLEGE	HOMETOWN	HOW ACQ.
73	Allegretti, Nick	G	6-4	320	23	R	Illinois	Frankfort, Ill.	D7-19
68	Barton, Jackson	T	6-7	302	24	R	Utah	Salt Lake City, Utah	FA-19
76	Duvernay-Tardif, Laurent	G	6-5	321	28	6	McGill	Montreal, Quebec	D6b-14
75	Erving, Cam	T	6-5	313	27	5	Florida State	Moultrie, Ga.	T (CLE)-17
72	Fisher, Eric	T	6-7	315	29	7	Central Michigan	Rochester, Mich.	D1-13
60	Hunter, Ryan	G	6-3	316	24	1	Bowling Green	North Bay, Ontario	CFA-18
62	Reiter, Austin	C	6-3	300	28	4	South Florida	Bradenton, Fla.	W (CLE)-18
71	Schwartz, Mitchell	T	6-5	320	30	8	California	Pacific Palisades, Calif.	UFA-16
61	Wisniewski, Stefen	G	6-3	305	30	9	Penn State	Pittsburgh, Pa.	FA-19
77	Wylie, Andrew	G	6-6	309	25	2	Eastern Michigan	Midland, Mich.	FA-17

## DEFENSIVE LINE (9)

NO.	NAME	POS.	HT.	WT.	AGE	EXP.	COLLEGE	HOMETOWN	HOW ACQ.
55	Clark, Frank	DE	6-3	260	26	5	Michigan	Cleveland, Ohio	T (SEA)-19
52	Harris, Demone	DE	6-4	272	24	1	Buffalo	Buffalo, N.Y.	FA-19
95	Jones, Chris	DT	6-6	310	25	4	Mississippi State	Houston, Miss.	D2-16
92	Kpassagnon, Tanoh	DE	6-7	289	25	3	Villanova	Kalamazoo, Mich.	D2-17
91	Nnadi, Derrick	DT	6-1	312	23	2	Florida State	Virginia Beach, Va.	D3-18
64	Pennel, Mike	DT	6-4	330	28	6	Colorado State-Pueblo	Aurora, Colo.	FA-19
99	Saunders, Khalel	DT	6-0	324	23	R	Western Illinois	St. Louis, Mo.	D3-19
94	Suggs, Terrell	DE	6-3	265	37	17	Arizona State	Chandler, Ariz.	W (ARI)-19
98	Williams, Xavier	DT	6-2	309	28	5	Northern Iowa	Kansas City, Mo.	RFA-18

## LINEBACKERS (6)

NO.	NAME	POS.	HT.	WT.	AGE	EXP.	COLLEGE	HOMETOWN	HOW ACQ.
53	Hitchens, Anthony	LB	6-0	235	27	6	Iowa	Lorain, Ohio	UFA-18
50	Lee, Darron	LB	6-1	232	25	4	Ohio State	Chattanooga, Tenn.	T (NYJ)-19
56	Niemann, Ben	LB	6-2	235	24	2	Iowa	Sycamore, Ill.	CFA-18
44	O'Daniel, Dorian	LB	6-1	220	25	2	Clemson	Olney, Md.	D3b-18
59	Ragland, Reggie	LB	6-2	252	26	4	Alabama	Madison, Ala.	T (BUF)-17
54	Wilson, Damien	LB	6-0	245	26	5	Minnesota	Gloster, Miss.	UFA-19

## DEFENSIVE BACKS (10)

NO.	NAME	POS.	HT.	WT.	AGE	EXP.	COLLEGE	HOMETOWN	HOW ACQ.
21	Breeland, Bashaud	CB	5-11	195	27	6	Clemson	Allendale, S.C.	UFA-19
30	Brown, Alex	DB	5-11	170	23	R	South Carolina State	Holly Hill, S.C.	FA-19
20	Claiborne, Morris	CB	5-11	192	29	8	LSU	Shreveport, La.	FA-19
27	Fenton, Rashad	CB	5-11	188	22	R	South Carolina	Miami, Fla.	D6a-19
29	Fuller, Kendall	CB	5-11	198	24	4	Virginia Tech	Baltimore, Md.	T (WAS)-18
24	Lucas, Jordan	S	6-1	190	26	4	Penn State	New Rochelle, N.Y.	T (MIA)-18
32	Mathieu, Tyrann	S	5-9	190	27	7	LSU	New Orleans, La.	UFA-19
49	Sorensen, Daniel	S	6-2	208	29	6	BYU	Colton, Calif.	CFA-14
35	Ward, Charvarius	CB	6-1	198	23	2	Middle Tennessee State	McCombs, Miss.	T (DAL)-18
23	Watts, Armani	S	5-11	205	23	2	Texas A&M	Forney, Texas	D4-18

## SPECIALISTS (3)

NO.	NAME	POS.	HT.	WT.	AGE	EXP.	COLLEGE	HOMETOWN	HOW ACQ.
7	Butker, Harrison	K	6-4	205	24	3	Georgia Tech	Decatur, Ga.	FA-17
2	Colquitt, Dustin	P	6-3	210	37	15	Tennessee	Knoxville, Tenn.	D3-05
41	Winchester, James	LS	6-3	240	30	5	Oklahoma	Washington, Okla.	FA-15



# 2019 KANSAS CITY CHIEFS UNOFFICIAL DEPTH CHART

(As of January 23, 2020)

## OFFENSE

WR	10 Tyreek Hill	11 Demarcus Robinson	13 Byron Pringle
LT	72 Eric Fisher	75 Cam Erving	
LG	77 Andrew Wylie	61 Stefen Wisniewski	
C	62 Austin Reiter	<u>73 Nick Allegretti</u>	
RG	76 Laurent Duvernay-Tardif	60 Ryan Hunter	
RT	71 Mitchell Schwartz	<u>68 Jackson Barton</u>	
TE	87 Travis Kelce	81 Blake Bell	82 Deon Yelder
WR	14 Sammy Watkins	<u>17 Mecole Hardman</u>	
QB	15 Patrick Mahomes	8 Matt Moore	4 Chad Henne
RB	26 Damien Williams	25 LeSean McCoy	<u>34 Darwin Thompson</u>
FB	42 Anthony Sherman		

## DEFENSE

LDE	92 Tanoh Kpassagnon	94 Terrell Suggs	
LDT	95 Chris Jones	<u>99 Khalel Saunders</u>	
RDT	91 Derrick Nnadi	64 Mike Pennel	98 Xavier Williams
RDE	55 Frank Clark	52 Demone Harris	
LB	53 Anthony Hitchens	56 Ben Niemann	50 Darron Lee
LB	54 Damien Wilson	59 Reggie Ragland	44 Dorian O'Daniel
LCB	35 Charvarius Ward	20 Morris Claiborne	<u>27 Rashad Fenton</u>
RCB	21 Bashaud Breeland	20 Morris Claiborne	<u>27 Rashad Fenton</u>
CB	29 Kendall Fuller	<u>27 Rashad Fenton</u>	<u>30 Alex Brown</u>
FS	49 Daniel Sorensen	23 Armani Watts	<u>30 Alex Brown</u>
SS	32 Tyrann Mathieu	24 Jordan Lucas	

## SPECIALISTS

P	2 Dustin Colquitt	
K	7 Harrison Butker	2 Dustin Colquitt
H	2 Dustin Colquitt	
LS	41 James Winchester	
PR	<u>17 Mecole Hardman</u>	10 Tyreek Hill
KR	<u>17 Mecole Hardman</u>	10 Tyreek Hill

Rookies Underlined

## PRONUNCIATION GUIDE

Nick Allegretti	al-uh-GRET-ee
Bashaud Breeland	BA-shaud
Laurent Duvernay-Tardif	Doo-ver-nay Tar-diff
Mecole Hardman	MUH-cole
Tyreek Hill	tie-REEK
Travis Kelce	KEL-see
Tanoh Kpassagnon	TAWN-o pass-N-yo
Darron Lee	Darrin
Tyrann Mathieu	TY-run MATH-you
Ben Niemann	NEE-man
Derrick Nnadi	NAH-dee
Mike Pennel	puh-NELL
Austin Reiter	RIGHT-er
Khalel Saunders	KAH-len
Charvarius Ward	CHAR-vair-EE-us
Xavier Williams	ex-ZAVE-yer
Stefen Wisniewski	STEFF-in wiz-NEW-ski
Andrew Wylie	WHY-lee



## HOW THE 2019 CHIEFS ROSTER WAS BUILT

(As of January 23, 2020)

YEAR	DRAFT	FREE AGENTS	TRADE/WAIVERS
2005	P Dustin Colquitt (3)		
2006			
2007			
2008			
2009			
2010			
2011			
2012			
2013	T Eric Fisher (1) TE Travis Kelce (3a)		FB Anthony Sherman (T/ARI)
2014	G Laurent Duvernay-Tardif (6b)	S Daniel Sorensen (CFA)	
2015		LS James Winchester (FA)	
2016	DT Chris Jones (2) Damien Williams Rashad Fenton	T Mitchell Schwartz (UFA)	
2017	QB Patrick Mahomes (1) DE Tanoh Kpassagnon (2)	K Harrison Butker (FA)	LB Reggie Ragland (T/BUF) T Cam Erving (T/CLE)
2018	DT Derrick Nnadi (3a) LB Dorian O'Daniel (3b) S Armani Watts (4)	G Andrew Wylie (FA) WR Sammy Watkins (UFA) LB Anthony Hitchens (UFA) RB Damien Williams (UFA) LB Ben Niemann (CFA) TE Deon Yelder (FA) WR Byron Pringle (CFA) QB Chad Henne (UFA) DT Xavier Williams (RFA) G Ryan Hunter (CFA)	CB Kendall Fuller (T/WAS) CB Charvarius Ward (T/DAL) S Jordan Lucas (T/MIA) C Austin Reiter (W/CLE)
2019	WR Mecole Hardman (2a) DT Khalen Saunders (3) CB Rashad Fenton (6a) RB Darwin Thompson (6b) G Nick Allegretti (7)	S Tyrann Mathieu (UFA) LB Damien Wilson (UFA) CB Bashaud Breeland (UFA) TE Blake Bell (FA) QB Matt Moore (FA) RB LeSean McCoy (FA) CB Morris Claiborne (FA) G Stefen Wisniewski (FA) DT Mike Pennel (FA) T Jackson Barton (FA) DE Demone Harris (FA) CB Alex Brown (FA)	DE Frank Clark (T/SEA) LB Darron Lee (T/NYJ) DE Terrell Suggs (W/ARI)
<b><u>TOTAL ROSTER BREAKDOWN</u></b>		8 Unrestricted Free Agents 1 Restricted Free Agent 13 Free Agents 4 College Free Agents	2 Waiver Claims 8 Trades



## 2019 CHIEFS ROSTER BY EXPERIENCE

(As of January 23, 2020)

<b><u>17th Year (1)</u></b> LB Terrell Suggs	<b><u>6th Year (7)</u></b> CB Bashaud Breeland G Laurent Duvernay-Tardif	<b><u>4th Year (8)</u></b> CB Kendall Fuller WR Tyreek Hill DT Chris Jones LB Darron Lee S Jordan Lucas LB Reggie Ragland OL Austin Reiter WR Demarcus Robinson	<b><u>2nd Year (8)</u></b> LB Ben Niemann DT Derrick Nnadi LB Dorian O'Daniel WR Byron Pringle CB Charvarius Ward S Armani Watts G Andrew Wylie TE Deon Yelder
<b><u>15th Year (1)</u></b> P Dustin Colquitt	LB Anthony Hitchens DT Mike Pennel S Daniel Sorensen WR Sammy Watkins RB Damien Williams		
<b><u>12th Year (1)</u></b> QB Matt Moore			
<b><u>11th Year (2)</u></b> QB Chad Henne RB LeSean McCoy	<b><u>5th Year (6)</u></b> TE Blake Bell DE Frank Clark OL Cam Erving DT Xavier Williams LB Damien Wilson LS James Winchester	<b><u>3rd Year (3)</u></b> K Harrison Butker LB Tanoh Kpassagnon QB Patrick Mahomes	<b><u>1st Year (2)</u></b> DE Demone Harris G Ryan Hunter
<b><u>9th Year (2)</u></b> FB Anthony Sherman G Stefen Wisniewski			<b><u>Rookie (8)</u></b> OL Nick Allegretti T Jackson Barton CB Alex Brown CB Rashad Fenton WR Mecole Hardman DL Khalel Saunders RB Darwin Thompson
<b><u>8th Year (2)</u></b> CB Morris Claiborne T Mitchell Schwartz	Damien Williams Rashad Fenton		
<b><u>7th Year (3)</u></b> T Eric Fisher TE Travis Kelce S Tyrann Mathieu			

## 2019 CHIEFS ROSTER BY DRAFT ROUND

[Overall selection in brackets]

<b><u>1st Round (7)</u></b> [1] T Eric Fisher (2013) [4] WR Sammy Watkins (2014-BUF) [6] CB Morris Claiborne (2012-DAL) [10] LB Terrell Suggs (2003-BAL) [10] QB Patrick Mahomes (2017) [19] T Cam Erving (2015-CLE) [20] LB Darron Lee (2016-NYJ)
<b><u>2nd Round (9)</u></b> [37] T Mitchell Schwartz (2012-CLE) [37] DT Chris Jones (2016) [41] LB Reggie Ragland (2016-BUF) [48] G Stefen Wisniewski (2011-OAK) [53] RB LeSean McCoy (2009-PHI) [56] WR Mecole Hardman (2019) [57] QB Chad Henne (2008-MIA) [59] DE Tanoh Kpassagnon (2017) [63] DE Frank Clark (2015-SEA)
<b><u>3rd Round (7)</u></b> [63] TE Travis Kelce (2013) [69] S Tyrann Mathieu (2013-ARI) [75] DT Derrick Nnadi (2018) [84] CB Kendall Fuller (2016-WAS) [84] DT Khalel Saunders (2019) [99] P Dustin Colquitt (2005) [100] LB Dorian O'Daniel (2018)
<b><u>4th Round (6)</u></b> [102] CB Bashaud Breeland (2014-WAS) [103] [117] TE Blake Bell (2015-SF) [119] LB Anthony Hitchens (2014-DAL) [124] S Armani Watts (2018) [126] WR Demarcus Robinson (2016) [127] LB Damien Wilson (2015-DAL)
<b><u>5th Round (2)</u></b> [136] FB Anthony Sherman (2011-ARI) [165] WR Tyreek Hill (2016)
<b><u>6th Round (4)</u></b> [200] G Laurent Duvernay-Tardif (2014) [201] CB Rashad Fenton (2019) [204] S Jordan Lucas (2016-MIA) [210] RB Darwin Thompson (2019)
<b><u>7th Round (4)</u></b> [216] G Nick Allegretti (2019) [222] C Austin Reiter (2015-CLE) [233] K Harrison Butker (2017-CAR) [240] T Jackson Barton (2019-IND)
<b><u>Undrafted (14)</u></b> QB Matt Moore (2007-DAL), LS James Winchester (2013-PHI), S Daniel Sorensen (2014), RB Damien Williams (2014-MIA), DT Mike Pennel (2014-GB), DT Xavier Williams (2015-ARI), G Andrew Wylie (2017-IND), LB Ben Niemann (2018), CB Charvarius Ward (2018 - DAL), TE Deon Yelder (2018-NO), WR Byron Pringle (2018), DE Demone Harris (2018-TB), G Ryan Hunter (2018), CB Alex Brown (2019-SF)



# KANSAS CITY CHIEFS 2019 TRANSACTIONS

(as of 1/23/2020)

Date	Player	Transaction
Dec. 31	WALKER, Cavon, DT	Reserve/Future signing
Jan. 3	SPAIGHT, Martrell, LB	Reserve/Future signing
Jan. 21	CROCKETT, Josh, WR	Reserve/Future signing
Jan. 21	DAVISON, Raymond, LB	Reserve/Future signing
Jan. 21	HUNTER, Ryan, T	Reserve/Future signing
Jan. 21	IVIE, Joey, DT	Reserve/Future signing
Jan. 21	LITTON, Chase, QB	Reserve/Future signing
Jan. 21	MCCRAY, Robert, LB	Reserve/Future signing
Jan. 21	MURPHY, Pace, T	Reserve/Future signing
Jan. 21	WADE, D'Montre, DB	Reserve/Future signing
Jan. 21	WELLS, David, TE	Reserve/Future signing
Jan. 23	MONDEAUX, Henry, DT	Reserve/Future signing
Jan. 25	MCQUAY, LEON, S	Reserve/Future signing
Jan. 31	RIPKOWSKI, Aaron, RB	Reserve/Future signing
Feb. 19	SENIOR, Justin, T	Reserve/Future signing
Feb. 22	COATES, Sammie, WR	Signed
Feb. 22	GRAYSON, Davon, WR	Signed
Feb. 22	JOHNSON, Dontae, DB	Signed
Feb. 22	MANUEL, E.J., QB	Signed
Mar. 4	DEE, Ford, LB	Designated the franchise tag
Mar. 7	JONES-QUARTEY, Harold, DB	Signed
Mar. 9	HYDE, Carlos, RB	Signed
Mar. 10	HOUSTON, Justin, LB	Released
Mar. 12	BUTKER, Harrison, K	Tendered
Mar. 12	HAMILTON, Justin, DT	Tendered
Mar. 12	KEMP, Marcus, WR	Tendered
Mar. 12	LUCAS, Jordan, DB	Tendered
Mar. 13	BERRY, Eric, DB	Released
Mar. 13	FORD, Dee, LB	Traded
Mar. 14	MATHIEU, Tyrann, DB	Signed
Mar. 14	WILSON, Damien, LB	Signed
Mar. 14	OKAFOR, Alex, DE	Signed
Mar. 19	BREELAND, Bashaud, DB	Signed
Mar. 25	SHERMAN, Anthony, RB	Signed
Mar. 25	GORDON, Dillon, T	Waived
April 1	MURRAY, Eric, S	Traded
April 1	OGBAH, Emmanuel, DE	Acquired via Trade with CLE
April 2	KEMP, Marcus, WR	Signed exclusive rights
April 2	BELL, Blake, TE	Signed
April 3	DURHAM, Step, DB	Waived
April 5	REASER, Keith, DB	Signed
April 10	ATTAOCHU, Jeremiah, LB	Signed
April 24	CLARK, Frank, DE	Acquired via Trade with SEA
April 26	HARDMAN, Mecole, WR	Drafted in 2 <sup>nd</sup> round
April 26	THORNHILL, Juan, DB	Drafted in 2 <sup>nd</sup> round
April 26	SAUNDERS, Khalel, DT	Drafted in 3 <sup>rd</sup> round
April 27	FENTON, Rashad, CB	Drafted in 6 <sup>th</sup> round
April 27	THOMPSON, Darwin, RB	Drafted in 6 <sup>th</sup> round
April 27	ALLEGRETTI, Nick, OL	Drafted 7 <sup>th</sup> round
April 29	KOROMA, Tejan, OL	Waived
May 3	CROCKETT, Josh, WR	Waived
May 3	MONDEAUX, Henry, DT	Waived
May 3	RIPKOWSKI, Aaron, RB	Waived
May 3	ALLEGRETTI, Nick, G	Signed
May 3	FENTON, Rashad, DB	Signed
May 3	HARDMAN, Mecole, WR	Signed
May 3	THOMPSON, Darwin, RB	Signed
May 3	BOYD, Dino, T	Signed
May 3	CUSTIS, Jamal, WR	Signed
May 3	DAVIS, Felton, WR	Signed
May 3	FIELDS, Mark, DB	Signed
May 3	FOX, Jack, P	Signed
May 3	HARRIS, Darius, LB	Signed
May 3	JOHNSON, Gary, LB	Signed
May 3	JORDAN, Jamire, WR	Signed
May 3	LINTA, T.J., QB	Signed
May 3	LOVETT, John, QB	Signed
May 3	MONROE, Dakari, DB	Signed
May 3	SHURMUR, Kyle, QB	Signed
May 3	THOMPSON, Cody, WR	Signed
May 3	WARD, Tim, DE	Signed
May 3	WILLIAMS, James, RB	Signed
May 4	BURRELL, Jalin, DB	Signed
May 4	LINDSEY, Andre, WR	Signed
May 7	DAVIS, Rashard, WR	Signed
May 7	MARSHALL, Marcus, RB	Signed
May 7	MILLER, Herb, DB	Signed
May 7	SOROH, Andrew, DB	Signed
May 7	LINDSEY, Andre, WR	Waived
May 7	MCQUAY, Leon, DB	Waived
May 7	MONROE, Dakari, DB	Waived
May 7	JORDAN, Jamire, WR	Waived/Injury
May 10	MOORE, John David, RB	Waived
May 10	COATES, Sammie, WR	Released
May 10	GOLDITCH, Zack, T	Claimed off waivers
May 10	FORTSON, Joe, TE	Signed
May 13	MANUEL, E.J., QB	Retired
May 15	THORNHILL, Juan, DB	Signed
May 16	LEE, Darron, LB	Acquired via Trade with NYJ
May 19	JOHNSON, Dontae, DB	Released
May 19	PHILLIPS, John, TE	Signed
May 20	SPAIGHT, Martrell, LB	Retired
May 21	MONROE, Dakari, DB	Signed
May 28	PHILLIPS, John, TE	Released
May 28	LINTA, T.J., QB	Waived/Injury
May 29	OKEKE, Chidi, T	Signed
May 31	KEIZER, Nick, TE	Signed
June 4	SAUNDERS, Khalel, DT	Signed
June 12	BURRELL, Jalin, DB	Waived
June 13	STERLING, Neal, TE	Signed
June 13	JOHNSON, Gary, LB	Waived
June 13	SENIOR, Justin, T	Waived
June 13	WILLIAMS, James, RB	Waived
June 14	BEECHAM, Abdul, G	Signed
June 14	CALDWELL, Josh, RB	Signed
June 14	HINES, D'Juan, LB	Signed
July 24	STERLING, Neal, TE	Waived
July 24	HARRIS, Darius, LB	Placed on Active/NFI
July 27	WATTS, Armani, DB	Placed on Active/NFI
July 29	WATTS, Armani, DB	Activated from Active/NFI
July 31	HUNTER, Michael, DB	Signed
Aug. 7	REASER, Keith, DB	Placed on Reserve/Injured
Aug. 7	DIMICK, Hunter, DE	Signed
Aug. 9	CLAIBORNE, Morris, CB	Signed
Aug. 9	WELLS, David, TE	Waived/Injured
Aug. 12	GARNER, Manasseh, TE	Signed
Aug. 12	CALDWELL, Josh, RB	Waived
Aug. 19	TOLLIVER, Jalen, WR	Signed
Aug. 19	KEMP, Marcus, WR	Placed on Reserve/Injured
Aug. 20	ALLEN, Jeff, G	Signed
Aug. 20	BEECHAM, Abdul, G	Waived
Aug. 20	THOMAS, De'Anthony, WR	Signed
Aug. 20	GRAYSON, Davon, WR	Waived/Injured
Aug. 27	MOORE, Matt, QB	Signed
Aug. 27	LOVETT, John, FB	Placed on Reserve/Injured
Aug. 31	ALLEN, Jeff, G	Released
Aug. 31	BOYD, Dino, T	Waived
Aug. 31	CUSTIS, Jamal, WR	Waived
Aug. 31	DAVIS, Rashard, WR	Waived
Aug. 31	DAVISON, Raymond, LB	Waived
Aug. 31	DIMICK, Hunter, DE	Waived
Aug. 31	FORTSON, Jody, WR	Waived
Aug. 31	FOX, Jack, P	Waived
Aug. 31	GARNER, Manasseh, TE	Waived
Aug. 31	GOLDITCH, Zack, G	Waived
Aug. 31	HAMILTON, Justin, DT	Waived
Aug. 31	HINES, D'Juan, LB	Waived
Aug. 31	JONES-QUARTEY, Harold, S	Waived
Aug. 31	KEIZER, Nick, TE	Waived
Aug. 31	LITTON, Chase, QB	Waived
Aug. 31	MARSHALL, Marcus, RB	Waived
Aug. 31	MCCRAY, Rob, LB	Waived
Aug. 31	MCKENZIE, Kahlil, G	Waived
Aug. 31	MILLER, Herb, CB	Waived
Aug. 31	MONROE, Dakari, CB	Waived



Aug. 31	MURPHY, Pace, T	Waived	Dec. 3	WARE, Spencer, RB	Signed
Aug. 31	MURRAY, Jimmy, C	Waived	Dec. 5	BROWN, Alex, DB	Signed to active roster from PS
Aug. 31	KEKE, Chidi, T	Waived	Dec. 5	DIETER, Gehrig, WR	Signed to practice squad
Aug. 31	SHURMUR, Kyle, QB	Waived	Dec. 5	WILLIAMS, Darrel	Placed on Reserve/Injured
Aug. 31	SOROH, Andrew, S	Waived	Dec. 6	SPEAKS, Breeland, DE	League Suspension
Aug. 31	THOMPSON, Cody, WR	Waived	Dec. 10	MALVEAUX, Cameron, DE	Released
Aug. 31	TOLLIVER, Jalen, WR	Waived	Dec. 10	LAMMONS, Chris, CB	Signed to practice squad
Aug. 31	WADE, D'Montre, CB	Waived	Dec. 16	OKAFOR, Alex, DE	Placed on Reserve/Injured
Aug. 31	WALKER, Caven, DT	Waived	Dec. 16	SUGGS, Terrell, DE	Claimed off of waiver
Aug. 31	DAVIS, Felton, WR	Waived/Injured	Dec. 25	WARE, Spencer, RB	Placed on Reserve/Injured
Aug. 31	HUNTER, Michael, CB	Waived/Injured	Dec. 25	WILLIAMS, Xavier, DT	Activate from Reserved/Injured
Aug. 31	DIETER, Gehrig, WR	Placed on Reserve/Injured	Jan. 7	THORNHILL, Juan, S	Placed on Reserve/Injured
Aug. 31	SPEAKS, Breeland, DE	Placed on Reserve/Injured	Jan. 7	HUNTER, Ryan, G	Signed to active roster from PS
Aug. 31	HARRIS, Darius, LB	Placed on Reserve/NFI	Jan. 8	WEBER, Mike, RB	Signed to practice squad
Aug. 31	HYDE, Carlos, RB	Traded			
Aug. 31	RANKIN, Martinas, T	Acquired via Trade with HOU			
Aug. 31	FIELDS, Mark, CB	Traded			
Sept. 1	FORSTON, Jody, WR	Signed to practice squad			
Sept. 1	KEIZER, Nick, TE	Signed to practice squad			
Sept. 1	MARSHALL, Marcus, RB	Signed to practice squad			
Sept. 1	MURRAY, Jimmy, C	Signed to practice squad			
Sept. 1	SHURMUR, Kyle, QB	Signed to practice squad			
Sept. 1	THOMPSON, Cody, WR	Signed to practice squad			
Sept. 1	ATTAOCHU, Jeremiah, DE	Released			
Sept. 1	ALLEN, Jeff, G	Signed			
Sept. 1	HENNE, Chad, QB	Placed on Reserve/Injured			
Sept. 2	MCCOY, LeSean, RB	Signed			
Sept. 2	BROWN, Alex, DB	Signed to practice squad			
Sept. 2	MALVEAUX, Cameron, DE	Signed to practice squad			
Sept. 2	MCTYER, Torry, DB	Signed to practice squad			
Sept. 2	SMITH, Emmanuel, LB	Signed to practice squad			
Sept. 7	DIETER, Gehrig, WR	Reached Injury Settlement			
Sept. 10	PRINGLE, Byron, WR	Waived			
Sept. 10	THOMAS, De'Anthony, WR	Returned to Active Roster			
Sept. 12	PRINGLE, Byron, WR	Signed to practice squad			
Sept. 12	MURRAY, Jimmy, C	Released			
Sept. 14	PRINGLE, Byron, WR	Signed to active roster			
Sept. 14	SMITH, Tremon, CB	Waived			
Sept. 16	SENAT, Greg, T	Claimed off of waivers			
Sept. 16	IVIE, Joey, DT	Waived			
Sept. 18	IVIE, Joey, DT	Signed to practice squad			
Sept. 26	MCTYER, Torry, DB	Signed by CIN from practice squad			
Sept. 30	HOYETT, Braxton, DT	Signed to practice squad			
Oct. 1	CLAIBORNE, Morris, CB	Returned to Active Roster			
Oct. 3	ALLEN, Jeff, G	Released			
Oct. 4	GRAYSON, Davon, WR	Waived			
Oct. 9	HUNTER, Ryan, G	Waived			
Oct. 9	WILLIAMS, Xavier, DT	Placed on Reserved/Injured			
Oct. 9	MCCLAIN, Terrell, DT	Signed			
Oct. 9	WISNIEWSKI, Stefen, G	Signed			
Oct. 10	MARSHALL, Marcus, RB	Released			
Oct. 10	HUNTER, Ryan, G	Singed to practice squad			
Oct. 14	HOYETT, Braxton, DT	Released			
Oct. 14	DIETER, Gehrig, WR	Signed to practice squad			
Oct. 18	MCCLAIN, Terrell, DT	Released			
Oct. 18	PENNEL, Mike, DT	Signed			
Oct. 21	THOMAS, De'Anthony, WR	Released			
Oct. 21	SHURMUR, Kyle, QB	Signed to active roster from PS			
Oct. 21	HOYETT, Braxton, DT	Signed to practice squad			
Oct. 29	THOMPSON, Cody, WR	Released			
Oct. 29	FOX, Jack, P	Signed to practice squad			
Nov. 2	SHURMUR, Kyle, QB	Released			
Nov. 2	SENAT, Greg, T	Placed on Reserved/Injured			
Nov. 2	HENNE, Chad, QB	Activate from Reserved/Injured			
Nov. 2	IVIE, Joey, DT	Signed to active roster from PS			
Nov. 5	SHURMUR, Kyle, QB	Signed to practice squad			
Nov. 5	FOX, Jack, P	Released			
Nov. 5	MACK, Alizé, TE	Signed to practice squad			
Nov. 11	RANKIN, Martinas, T	Placed on Reserved/Injured			
Nov. 11	BARTON, Jackson, T	Signed off IND practice squad			
Nov. 18	OGBAH, Emmanuel, DE	Placed on Reserved/Injured			
Nov. 18	DIETER, Gehrig, WR	Signed to active roster from PS			
Nov. 21	IVIE, Joey, DT	Waived			
Nov. 21	HARRIS, Demone, DE	Signed off BAL practice squad			
Nov. 25	MCGUIRE, Elijah, RB	Signed to practice squad			
Nov. 30	MACK, Alizé, TE	Released			
Nov. 30	LAWRENCE, Devaroe, DT	Signed to practice squad			
Dec. 3	DIETER, Gehrig, WR	Released			





# CHIEFS KINGDOM

ADDITIONAL STATISTICS





	09/08	09/15	09/22	09/29	10/06	10/13	10/17	10/27	11/03	11/10	11/18	12/01	12/08	12/15	12/22	12/29
	@ JAX	@ OAK	BAL	@ DET	IND	HOU	@ DEN	GB	MIN	@ TEN	@ LAC	OAK	@ NE	DEN	@ CHI	LAC
<b>FIRST DOWNS</b>																
Total	24	24	27	29	18	20	14	21	17	28	18	22	20	27	25	16
Rushing	9	2	9	8	3	5	5	4	2	6	7	8	3	7	6	9
Passing	13	18	14	16	12	11	7	16	15	20	9	10	13	17	15	5
Penalty	2	4	4	5	3	4	2	1	0	2	2	4	4	3	4	2
<b>THIRD DOWNS</b>																
Attempts	10	14	9	9	12	8	15	11	13	14	13	11	16	11	11	10
Converted	5	8	5	4	4	4	5	6	4	7	6	7	5	6	6	7
Percentage	50.0%	57.1%	55.6%	44.4%	33.3%	50.0%	33.3%	54.5%	30.8%	50.0%	46.2%	63.6%	31.3%	54.5%	54.5%	70.0%
<b>TOT. OFFENSE</b>																
Net Yards	491	467	503	438	324	309	271	337	377	530	310	259	346	419	350	336
Plays	60	68	63	67	57	47	58	58	58	78	60	59	70	62	63	48
Avg./Play	8.2	6.9	8.0	6.5	5.7	6.6	4.7	5.8	6.5	6.8	5.2	4.4	4.9	6.8	5.6	7.0
<b>RUSHING</b>																
Net Yards	113	31	140	123	36	53	80	88	147	97	130	96	75	92	106	162
Rush. Att.	26	22	25	25	14	11	27	20	18	25	27	29	29	25	29	23
Avg./Att.	4.3	1.4	5.6	4.9	2.6	4.8	3.0	4.4	8.2	3.9	4.8	3.3	2.6	3.7	3.7	7.0
<b>PASSING</b>																
Net Yards	378	436	363	315	288	256	191	249	230	433	180	163	271	327	244	174
Attempts	34	44	37	42	39	35	30	36	35	51	32	29	40	34	33	25
Completions	25	30	27	24	22	19	20	24	25	36	19	15	26	27	23	16
Intercepted	0	0	0	0	0	1	0	0	0	0	1	0	1	1	0	1
Gross Yards	378	443	374	315	321	273	193	267	275	446	182	175	283	340	251	174
Sacked	0.0	2.0	1.0	0.0	4.0	1.0	1.0	2.0	5.0	2.0	1.0	1.0	1.0	3.0	1.0	0.0
Yards Lost	0	7	11	0	33	17	2	18	45	13	2	12	12	13	7	0
<b>ADVANCES</b>																
Rushes	26	22	25	25	14	11	27	20	18	25	27	29	29	25	29	23
Completions	25	30	27	24	22	19	20	24	25	36	19	15	26	27	23	16
Totals	51	52	52	49	36	30	47	44	43	61	46	44	55	52	52	39
<b>PENALTIES</b>																
Number	5	10	4	7	11	11	6	3	4	9	8	0	10	5	9	5
Yards	55	114	31	51	125	79	46	30	25	80	102	0	136	45	71	39
<b>FUMBLES</b>																
Number	0	1	3	4	1	1	1	1	3	2	1	0	2	0	0	0
Lost	0	1	0	3	1	1	0	1	1	1	0	0	1	0	0	0
<b>SCORING</b>																
Points	40	28	33	34	13	24	30	24	26	32	24	40	23	23	26	31
TD Rushing	1	0	1	3	0	0	0	1	1	0	2	3	1	0	1	2
TD Passing	3	4	3	0	1	3										



# GAME-BY-GAME OFFENSE



## 2019 POSTSEASON CHIEFS GAME-BY-GAME OFFENSE

	01/12	01/19	02/02
	HOU	TEN	SF
<b><u>FIRST DOWNS</u></b>			
Total	29	27	
Rushing	9	10	
Passing	16	14	
Penalty	4	3	
<b><u>THIRD DOWNS</u></b>			
Attempts	8	10	
Converted	2	6	
Percentage	25.0%	60.0%	
<b><u>TOT. OFFENSE</u></b>			
Net Yards	434	404	
Plays	57	64	
Avg./Play	7.6	6.3	
<b><u>RUSHING</u></b>			
Net Yards	118	112	
Rush. Att.	21	27	
Avg./Att.	5.6	4.1	
<b><u>PASSING</u></b>			
Net Yards	316	292	
Attempts	35	35	
Completions	23	23	
Intercepted	0	0	
Gross Yards	321	294	
Sacked	1.0	2.0	
Yards Lost	5	2	
<b><u>ADVANCES</u></b>			
Rushes	21	27	
Completions	23	23	
Totals	44	50	
<b><u>PENALTIES</u></b>			
Number	4	9	
Yards	37	61	
<b><u>FUMBLES</u></b>			
Number	2	1	
Lost	1	0	
<b><u>SCORING</u></b>			
Points	51	35	
TD Rushing	2	2	
TD Passing	5	3	
TD KO Returns	0	0	
TD Punt Returns	0	0	
TD Sp. Teams	0	0	
TD Def. Returns	0	0	
FG Attempts	1	0	
FG Made	1	0	
Safety	0	0	



## 2019 REGULAR SEASON CHIEFS GAME-BY-GAME DEFENSE

	09/08	09/15	09/22	09/29	10/06	10/13	10/17	10/27	11/03	11/10	11/18	12/01	12/08	12/15	12/22	12/29
	@ JAX	@ OAK	BAL	@ DET	IND	HOU	@ DEN	GB	MIN	@ TEN	@ LAC	OAK	@ NE	DEN	@ CHI	LAC
FIRST DOWNS																
Total	18	19	29	29	25	35	15	21	17	19	23	19	17	15	18	25
Rushing	3	5	15	8	12	12	4	5	4	9	6	8	6	3	7	8
Passing	13	12	14	17	7	20	8	15	12	7	14	11	8	10	8	14
Penalty	2	2	0	4	6	3	3	1	1	3	3	0	3	2	3	3
THIRD DOWNS																
Attempts	10	14	13	13	14	12	13	13	15	8	15	9	12	14	12	15
Converted	5	6	5	5	5	5	1	8	5	2	5	3	2	5	5	8
Percentage	50.0%	42.9%	38.5%	38.5%	35.7%	41.7%	7.7%	61.5%	33.3%	25.0%	33.3%	33.3%	16.7%	35.7%	41.7%	53.3%
TOT. OFFENSE																
Net Yards	428	307	452	447	331	472	205	374	308	371	438	332	278	251	234	366
Plays	50	60	78	73	74	83	64	64	66	49	73	57	62	57	59	74
Avg./Play	8.6	5.1	5.8	6.1	4.5	5.7	3.2	5.8	4.7	7.6	6.0	5.8	4.5	4.4	4.0	4.9
RUSHING																
Net Yards	81	129	203	186	180	192	71	118	96	225	93	122	94	52	101	108
Rush. Att.	16	19	32	35	45	41	21	26	27	26	19	25	22	15	22	25
Avg./Att.	5.1	6.8	6.3	5.3	4.0	4.7	3.4	4.5	3.6	8.7	4.9	4.9	4.3	3.5	4.6	4.3
ADVANCES																
Net Yards	347	178	249	261	151	280	134	256	212	146	345	210	184	199	133	258
Attempts	33	38	43	34	29	42	34	33	38	19	52	30	37	40	34	46
Completions	27	23	22	21	18	30	21	23	19	13	28	20	20	18	18	31
Intercepted	1	2	0	0	1	2	0	0	0	0	4	2	1	1	0	2
Gross Yards	350	198	267	291	151	280	213	305	220	181	353	222	204	208	157	281
Sacked	1.0	3.0	3.0	4.0	0.0	0.0	9.0	5.0	1.0	4.0	2.0	2.0	3.0	2.0	3.0	3.0
Yards Lost	3	20	18	30	0	0	79	49	8	35	8	12	20	9	24	23
ADVANCES																
Rushes	16	19	32	35	45	41	21	26	27	26	19	25	22	15	22	25
Completions	27	23	22	21	18	30	21	23	19	13	28	20	20	18	18	31
Totals	43	42	54	56	63	71	42	49	46	39	47	45	42	33	40	56
PENALTIES																
Number	10	7	7	8	7	10	4	4	3	8	9	12	5	7	7	8
Yards	71	52	60	48	50	70	33	25	25	64	60	99	25	72	50	40
FUMBLES																
Number	1	3	0	2	0	1	3	0	1	1	3	2	0	2	1	0
Lost	1	0	0	2	0	1	1	0	0	1	0	1	0	0	0	0
SCORING																
Points	26	10	28	30	19	31	6	31	23	35	17	9	16	3	3	21
TD Rushing	0	0	4	0	1	3	1	1	0	2	0	0	1	0	0	1
TD Passing	3	1	0	3	0	1	0	3	3	2	1	1	1	0	0	2
TD KO Returns	0	0	0	0	0	0	0	0	0	0	0	0	0	0	0	0
TD Punt Returns	0	0	0	0	0	0	0	0	0	0	0	0	0	0	0	0
TD Sp. Teams	0	0	0	0	0	0	0	0	0	0	0	0	0	0	0	0
TD Def. Returns	0	0	0	0	0	0	0	0	0	1	0	0	0	0	0	0
FG Attempts	2	1	1	3	4	2	1	1	1	0	4	2	2	1	1	0
FG Made	2	1	1	3	4	1	0	1	1	0	3	1	1	1	1	0
Safety	0	0	0	0	0	0	0	0	0	0	0	0	0	0	0	0



## 2019 POSTSEASON CHIEFS GAME-BY-GAME DEFENSE

	01/12	01/19	02/02
	HOU	TEN	SF
<b><u>FIRST DOWNS</u></b>			
Total	23	20	
Rushing	4	4	
Passing	18	13	
Penalty	1	3	
<b><u>THIRD DOWNS</u></b>			
Attempts	15	10	
Converted	5	3	
Percentage	33.3%	30.0%	
<b><u>TOT. OFFENSE</u></b>			
Net Yards	442	295	
Plays	78	58	
Avg./Play	5.7	5.1	
<b><u>RUSHING</u></b>			
Net Yards	94	85	
Rush. Att.	21	23	
Avg./Att.	4.5	3.7	
<b><u>PASSING</u></b>			
Net Yards	348	210	
Attempts	52	32	
Completions	31	22	
Intercepted	0	0	
Gross Yards	388	237	
Sacked	5.0	3.0	
Yards Lost	40	27	
<b><u>ADVANCES</u></b>			
Rushes	21	23	
Completions	31	22	
Totals	52	45	
<b><u>PENALTIES</u></b>			
Number	7	8	
Yards	87	85	
<b><u>FUMBLES</u></b>			
Number	2	0	
Lost	1	0	
<b><u>SCORING</u></b>			
Points	31	24	
TD Rushing	1	1	
TD Passing	2	2	
TD KO Returns	0	0	
TD Punt Returns	0	0	
TD Sp. Teams	1	0	
TD Def. Returns	0	0	
FG Attempts	2	1	
FG Made	1	1	
Safety	0	0	



# INDIVIDUAL SINGLE-GAME HIGHS



## 2019 REGULAR SEASON CHIEFS INDIVIDUAL SINGLE-GAME HIGHS

<b>Passes Attempted</b>	50	Patrick Mahomes	at Titans	11/10
<b>Passes Completed</b>	36	Patrick Mahomes	at Titans	11/10
<b>Passing Yards</b>	446	Patrick Mahomes	at Titans	11/10
<b>Touchdown Passes</b>	4	Patrick Mahomes	at Raiders	09/15
<b>Pass Receptions</b>	11	Travis Kelce	vs. Broncos	12/15
		Tyreek Hill	at Titans	11/10
<b>Receiving Yards</b>	198	Sammy Watkins	at Jaguars	09/08
<b>Touchdown Receptions</b>	3	Sammy Watkins	at Jaguars	09/08
<b>Rushing Yards</b>	125	Damien Williams	vs. Vikings	11/03
<b>Rushing Attempts</b>	19	Damien Williams	at Titans	11/10
<b>Rushing Touchdowns</b>	2	Damien Williams	vs. Chargers	12/29
		Darrel Williams	at Lions	09/29
<b>Yards From Scrimmage</b>	198	Sammy Watkins	at Jaguars	09/08
<b>Combined Net Yards</b>	198	Sammy Watkins	at Jaguars	09/08
<b>Interceptions Made</b>	1	Tyrann Mathieu	vs. Chargers	12/29
		Daniel Sorensen	vs. Chargers	12/29
		Juan Thornhill	vs. Broncos	12/15
		Bashaud Breeland	at Patriots	12/08
		Tyrann Mathieu	vs. Raiders	12/01
		Juan Thornhill	vs. Raiders	12/01
		Rashad Fenton	at Chargers	11/18
		Tyrann Mathieu	at Chargers	11/18
		Derrick Nnadi	at Chargers	11/18
		Daniel Sorensen	at Chargers	11/18
		Juan Thornhill	vs. Texans	10/13
		Charvarius Ward	vs. Texans	10/13
		Tyrann Mathieu	vs. Colts	10/06
		Bashaud Breeland	at Raiders	09/15
		Charvarius Ward	at Raiders	09/15
		Frank Clark	at Jaguars	09/08
<b>INT Return Yards</b>	46	Juan Thornhill	vs. Raiders	12/01
<b>Sacks</b>	2.0	Chris Jones	at Titans	11/10
		Tanoh Kpassagnon	vs. Packers	10/27
		Frank Clark	at Broncos	10/17
		Anthony Hitchens	at Broncos	10/17
		Alex Okafor	at Broncos	10/17
<b>Punts</b>	6	Dustin Colquitt	at Chargers	11/18
		Dustin Colquitt	at Broncos	10/17
<b>Punting Average</b>	59.5	Dustin Colquitt	vs. Texans	10/13
<b>Punt Returns</b>	5	De'Anthony Thomas	at Raiders	09/15
<b>Punt Return Yards</b>	36	Mecole Hardman	at Broncos	10/17
<b>Kickoff Returns</b>	4	Mecole Hardman	at Titans	11/10
		Mecole Hardman	vs. Vikings	11/03
<b>Kickoff Return Yards</b>	117	Mecole Hardman	vs. Chargers	12/29
<b>Field Goals Attempted</b>	5	Harrison Butker	at Titans	11/10
<b>Field Goals Made</b>	4	Harrison Butker	at Titans	11/10
		Harrison Butker	vs. Vikings	11/03
		Harrison Butker	at Jaguars	09/08

## 2019 REGULAR SEASON KANSAS CITY CHIEFS LONGEST PLAYS

<b>Run From Scrimmage</b>	91	Damien Williams	vs. Vikings	11/03
<b>Touchdown Run</b>	91	Damien Williams	vs. Vikings	11/03
<b>Pass Reception</b>	83	Mecole Hardman	vs. Ravens	09/22
<b>Touchdown Reception</b>	83	Mecole Hardman	vs. Ravens	09/22
<b>Interception Return</b>	46	Juan Thornhill	vs. Raiders	12/01
<b>Punt Return</b>	36	Mecole Hardman	at Broncos	10/17
<b>Kickoff Return</b>	104	Mecole Hardman	vs. Chargers	12/29
<b>Punt</b>	68	Dustin Colquitt	vs. Texans	10/13
<b>Field Goal</b>	56	Harrison Butker	at Bears	12/22



# INDIVIDUAL SINGLE-GAME HIGHS



## 2019 POSTSEASON CHIEFS INDIVIDUAL SINGLE-GAME HIGHS

<b>Passes Attempted</b>	35	Patrick Mahomes	vs. Titans	01/19
		Patrick Mahomes	vs. Texans	01/12
<b>Passes Completed</b>	23	Patrick Mahomes	vs. Titans	01/19
		Patrick Mahomes	vs. Texans	01/12
<b>Passing Yards</b>	321	Patrick Mahomes	vs. Texans	01/12
<b>Touchdown Passes</b>	5	Patrick Mahomes	vs. Texans	01/12
<b>Pass Receptions</b>	10	Travis Kelce	vs. Texans	01/12
<b>Receiving Yards</b>	134	Travis Kelce	vs. Texans	01/12
<b>Touchdown Receptions</b>	3	Travis Kelce	vs. Texans	01/12
<b>Rushing Attempts</b>	17	Damien Williams	vs. Titans	01/19
<b>Rushing Touchdowns</b>	2	Damien Williams	vs. Texans	01/12
<b>Yards From Scrimmage</b>	134	Travis Kelce	vs. Texans	01/12
<b>Combined Net Yards</b>	162	Mecole Hardman	vs. Texans	01/12
<b>Sacks</b>	3.0	Frank Clark	vs. Texans	01/12
<b>Punts</b>	3	Dustin Colquitt	vs. Titans	01/19
		Dustin Colquitt	vs. Texans	01/12
<b>Punt Returns</b>	1	Mecole Hardman	vs. Titans	01/19
		Jordan Lucas	vs. Titans	01/19
		Mecole Hardman	vs. Texans	01/12
		Tyreek Hill	vs. Texans	01/12
<b>Punt Return Yards</b>	7	Mecole Hardman	vs. Titans	01/19
<b>Kickoff Returns</b>	6	Mecole Hardman	vs. Texans	01/12
<b>Kickoff Return Yards</b>	142	Mecole Hardman	vs. Texans	01/12
<b>Field Goals Attempted</b>	1	Harrison Butker	vs. Texans	01/12
<b>Field Goals Made</b>	1	Harrison Butker	vs. Texans	01/12

## 2019 POSTSEASON KANSAS CITY CHIEFS LONGEST PLAYS

<b>Run From Scrimmage</b>	27	Patrick Mahomes	vs. Titans	01/19
<b>Touchdown Run</b>	27	Patrick Mahomes	vs. Titans	01/19
<b>Pass Reception</b>	60	Sammy Watkins	vs. Titans	01/19
<b>Touchdown Reception</b>	60	Sammy Watkins	vs. Titans	01/19
<b>Punt Return</b>	7	Mecole Hardman	vs. Titans	01/19
<b>Kickoff Return</b>	58	Mecole Hardman	vs. Texans	01/12
<b>Punt</b>	50	Dustin Colquitt	vs. Texans	01/12
<b>Field Goal</b>	24	Harrison Butker	vs. Texans	01/12




**2019 REGULAR SEASON OPPONENTS INDIVIDUAL SINGLE-GAME HIGHS**

<b>Passes Attempted</b>	52	Philip Rivers	at Chargers	11/18
<b>Passes Completed</b>	31	Philip Rivers	vs. Chargers	12/29
<b>Passing Yards</b>	353	Philip Rivers	at Chargers	11/18
<b>Touchdown Passes</b>	3	Kirk Cousins	vs. Vikings	11/03
		Aaron Rodgers	vs. Packers	10/27
		Matthew Stafford	at Lions	09/29
<b>Pass Receptions</b>	9	Keenan Allen	vs. Chargers	12/29
		Austin Ekeler	vs. Chargers	12/29
		DeAndre Hopkins	vs. Texans	10/13
<b>Receiving Yards</b>	159	Aaron Jones	vs. Packers	10/27
<b>Touchdown Receptions</b>	2	Aaron Jones	vs. Packers	10/27
		Kenny Golladay	at Lions	09/29
<b>Rushing Yards</b>	188	Derrick Henry	at Titans	11/10
<b>Rushing Attempts</b>	29	Marlon Mack	vs. Colts	10/06
<b>Rushing Touchdowns</b>	3	Mark Ingram II	vs. Ravens	09/22
<b>Yards From Scrimmage</b>	226	Aaron Jones	vs. Packers	10/27
<b>Combined Net Yards</b>	226	Aaron Jones	vs. Packers	10/27
<b>Interceptions Made</b>	1	Michael Davis	vs. Chargers	12/29
		Justin Simmons	vs. Broncos	12/15
		J.C. Jackson	at Patriots	12/08
		Rayshawn Jenkins	at Chargers	11/18
		Tashaun Gipson Sr.	vs. Texans	10/13
<b>INT Return Yards</b>	15	Michael Davis	vs. Chargers	12/29
<b>Sacks</b>	2.0	Shelby Harris	vs. Broncos	12/15
		Za'Darius Smith	vs. Packers	10/27
<b>Punts</b>	8	Britton Colquitt	vs. Vikings	11/03
<b>Punt Returns</b>	5	Mike Hughes	vs. Vikings	11/03
<b>Punt Return Yards</b>	29	Mike Hughes	vs. Vikings	11/03
<b>Kickoff Returns</b>	4	Brandon Bolden	at Patriots	12/08
<b>Kickoff Return Yards</b>	76	Brandon Bolden	at Patriots	12/08
<b>Field Goals Attempted</b>	4	Michael Badgley	at Chargers	11/18
		Adam Vinatieri	vs. Colts	10/06
<b>Field Goals Made</b>	4	Adam Vinatieri	vs. Colts	10/06

**2019 REGULAR SEASON OPPONENTS LONGEST PLAYS**

<b>Run From Scrimmage</b>	68	Derrick Henry	at Titans	11/10
<b>Touchdown Run</b>	68	Derrick Henry	at Titans	11/10
<b>Pass Reception</b>	69	DJ Chark Jr.	at Jaguars	09/08
<b>Touchdown Reception</b>	67	Aaron Jones	vs. Packers	10/27
<b>Interception Return</b>	15	Michael Davis	vs. Chargers	12/29
<b>Punt Return</b>	11	Dwayne Harris	at Raiders	09/15
<b>Kickoff Return</b>	30	Zach Pascal	vs. Colts	10/06
		Dwayne Harris	at Raiders	09/15
<b>Punt</b>	65	Brett Kern	at Titans	11/10
<b>Field Goal</b>	53	Matt Prater	at Lions	09/29





## 2019 POSTSEASON OPPONENTS INDIVIDUAL SINGLE-GAME HIGHS

<b>Passes Attempted</b>	52	Deshaun Watson	vs. Texans	01/12
<b>Passes Completed</b>	31	Deshaun Watson	vs. Texans	01/12
<b>Passing Yards</b>	388	Deshaun Watson	vs. Texans	01/12
<b>Touchdown Passes</b>	2	Ryan Tannehill	vs. Titans	01/19
		Deshaun Watson	vs. Texans	01/12
<b>Pass Receptions</b>	9	DeAndre Hopkins	vs. Texans	01/12
<b>Receiving Yards</b>	118	DeAndre Hopkins	vs. Texans	01/12
<b>Touchdown Receptions</b>	1	Anthony Firkser	vs. Titans	01/19
		Dennis Kelly	vs. Titans	01/19
		Darren Fells	vs. Texans	01/12
		Kenny Stills	vs. Texans	01/12
<b>Rushing Yards</b>	69	Derrick Henry	vs. Titans	01/19
<b>Rushing Attempts</b>	19	Derrick Henry	vs. Titans	01/19
<b>Rushing Touchdowns</b>	1	Derrick Henry	vs. Titans	01/19
		Deshaun Watson	vs. Texans	01/12
<b>Yards From Scrimmage</b>	118	DeAndre Hopkins	vs. Texans	01/12
<b>Combined Net Yards</b>	118	DeAndre Hopkins	vs. Texans	01/12
<b>Sacks</b>	1.0	Kamalei Correa	vs. Titans	01/19
		Gareon Conley	vs. Texans	01/12
<b>Punts</b>	3	Brett Kern	vs. Titans	01/19
		Bryan Anger	vs. Texans	01/12
<b>Punt Returns</b>	1	Kalif Raymond	vs. Titans	01/19
		DeAndre Carter	vs. Texans	01/12
<b>Punt Return Yards</b>	11	DeAndre Carter	vs. Texans	01/12
<b>Kickoff Returns</b>	3	Kalif Raymond	vs. Titans	01/19
<b>Kickoff Return Yards</b>	61	Kalif Raymond	vs. Titans	01/19
<b>Field Goals Attempted</b>	2	Ka'imi Fairbairn	vs. Texans	01/12
<b>Field Goals Made</b>	1	Greg Joseph	vs. Titans	01/19
		Ka'imi Fairbairn	vs. Texans	01/12

## 2019 POSTSEASON OPPONENTS LONGEST PLAYS

<b>Run From Scrimmage</b>	13	Derrick Henry	vs. Titans	01/19
<b>Touchdown Run</b>	5	Deshaun Watson	vs. Texans	01/12
<b>Pass Reception</b>	54	Kenny Stills	vs. Texans	01/12
<b>Touchdown Reception</b>	54	Kenny Stills	vs. Texans	01/12
<b>Punt Return</b>	11	DeAndre Carter	vs. Texans	01/12
<b>Kickoff Return</b>	26	DeAndre Carter	vs. Texans	01/12
<b>Punt</b>	53	Brett Kern	vs. Titans	01/19
<b>Field Goal</b>	31	Ka'imi Fairbairn	vs. Texans	01/12



# BIG YARDAGE GAMES



## 2019 REGULAR SEASON BIG YARDAGE GAMES

### 100-YARD PASS RECEIVERS

DATE OPPONENT	PLAYER	ATT.	YDS.	AVG.	LG	TD
9/8 at Jaguars	Sammy Watkins	9	198	22.0	68T	3
9/15 at Raiders	Travis Kelce	7	107	15.3	34	1
9/15 at Raiders	Demarcus Robinson	6	172	28.7	44T	2
10/6 vs. Colts	Byron Pringle	6	103	17.2	28	1
11/3 vs. Vikings	Tyreek Hill	6	140	23.3	41	1
11/10 at Titans	Tyreek Hill	11	157	14.3	39	1
12/15 vs. Broncos	Travis Kelce	11	142	12.9	21	0

### 100-YARD RUSHERS

DATE OPPONENT	PLAYER	ATT.	YDS.	AVG.	LG	TD
11/3 vs. Vikings	Damien Williams	12	125	10.4	91T	1
12/29 vs. Chargers	Damien Williams	12	124	10.3	84T	2

### 300-YARD PASSERS

DATE OPPONENT	PLAYER	ATT.	YDS.	COMP.	LG	TD
9/8 at Jaguars	Patrick Mahomes	33	378	25	68T	3
9/15 at Raiders	Patrick Mahomes	44	443	30	44T	4
9/22 vs. Ravens	Patrick Mahomes	37	374	27	83T	3
9/29 at Lions	Patrick Mahomes	42	315	24	33	0
10/6 vs. Colts	Patrick Mahomes	39	321	22	31	1
11/10 at Titans	Patrick Mahomes	50	446	36	63T	3
12/15 vs. Broncos	Patrick Mahomes	34	340	27	41T	2

## 2019 OPPONENTS BIG YARDAGE GAMES

### 100-YARD PASS RECEIVERS

DATE OPPONENT	PLAYER	ATT.	YDS.	AVG.	LG	TD
9/8 at Jaguars	DJ Chark Jr.	4	146	36.5	69	1
10/27 vs. Packers	Aaron Jones	7	159	22.7	67T	2
11/18 at Chargers	Austin Ekeler	8	108	13.5	37	0
12/1 vs. Raiders	Darren Waller	7	100	14.3	24	0

### 100-YARD RUSHERS

DATE OPPONENT	PLAYER	ATT.	YDS.	AVG.	LG	TD
9/22 vs. Ravens	Mark Ingram II	16	103	6.4	21	3
9/29 at Lions	Kerryon Johnson	26	125	4.8	14	0
10/6 vs. Colts	Marlon Mack	29	132	4.6	30	0
10/13 vs. Texans	Carlos Hyde	26	116	4.5	26	1
11/10 at Titans	Derrick Henry	23	188	8.2	68T	2
12/1 vs. Raiders	Josh Jacobs	17	104	6.1	35	0

### 300-YARD PASSERS

DATE OPPONENT	PLAYER	ATT.	YDS.	COMP.	LG	TD
10/27 vs. Packers	Aaron Rodgers	33	305	23	67T	3
11/18 at Chargers	Philip Rivers	52	353	28	50	1



# BIG YARDAGE GAMES



## 2019 POSTSEASON BIG YARDAGE GAMES

### 100-YARD PASS RECEIVERS

DATE	OPPONENT	PLAYER	ATT.	YDS.	AVG.	LG	TD
1/12	vs. Texans	Travis Kelce	10	134	13.4	28	3
1/19	vs. Titans	Sammy Watkins	7	114	16.3	60T	1

### 300-YARD PASSERS

DATE	OPPONENT	PLAYER	ATT.	YDS.	COMP.	LG	TD
1/12	vs. Texans	Patrick Mahomes	35	321	23	48	5

## 2019 OPPONENTS BIG YARDAGE GAMES

### 100-YARD PASS RECEIVERS

DATE	OPPONENT	PLAYER	ATT.	YDS.	AVG.	LG	TD
1/12	vs. Texans	DeAndre Hopkins	9	118	13.1	38	0

### 300-YARD PASSERS

DATE	OPPONENT	PLAYER	ATT.	YDS.	COMP.	LG	TD
1/12	vs. Texans	Deshaun Watson	52	388	31	54T	2



# 100.0+ PASSER RATING



## 2019 REGULAR SEASON 100.0+ PASSER RATING

### CHIEFS

#### PASSING GAMES

DATE	OPPONENT	PLAYER	ATT.	CMP.	YDS.	CMP.%	YDS/ATT.	YDS/CMP.	TD	TD%	INT	INT%	LONG	SACK/LOST	RATING
9/8	at Jaguars	Patrick Mahomes	33	25	378	75.76%	11.45	15.12	3	9.09%	0	0.00%	68t	0/0	143.20
9/15	at Raiders	Patrick Mahomes	44	30	443	68.18%	10.07	14.77	4	9.09%	0	0.00%	44t	2/7	131.20
9/22	vs. Ravens	Patrick Mahomes	37	27	374	72.97%	10.11	13.85	3	8.11%	0	0.00%	83t	1/11	132.00
10/27	vs. Packers	Matt Moore	36	24	267	66.67%	7.42	11.13	2	5.56%	0	0.00%	30t	2/18	107.10
11/3	vs. Vikings	Matt Moore	35	25	275	71.43%	7.86	11.00	1	2.86%	0	0.00%	41	5/45	103.90
11/10	at Titans	Patrick Mahomes	50	36	446	72.00%	8.92	12.39	3	6.00%	0	0.00%	63t	2/13	119.20
12/15	vs. Broncos	Patrick Mahomes	34	27	340	79.41%	10.00	12.59	2	5.88%	1	2.94%	41t	3/13	115.70
12/22	at Bears	Patrick Mahomes	33	23	251	69.70%	7.61	10.91	2	6.06%	0	0.00%	19	1/7	112.10

## 2019 OPPONENTS 100.0+ PASSER RATING

#### PASSING GAMES

DATE	OPPONENT	PLAYER	ATT.	CMP.	YDS.	CMP.%	YDS/ATT.	YDS/CMP.	TD	TD%	INT	INT%	LONG	SACK/LOST	RATING
9/8	at Jaguars	Gardner Minshew II	25	22	275	88.00%	11.00	12.50	2	8.00%	1	4.00%	69	1/3	122.50
9/29	at Lions	Matthew Stafford	34	21	291	61.76%	8.56	13.86	3	8.82%	0	0.00%	34	4/30	118.60
10/27	vs. Packers	Aaron Rodgers	33	23	305	69.70%	9.24	13.26	3	9.09%	0	0.00%	67t	5/49	129.00

\*Need minimum of 20 attempts to qualify

## 2019 POSTSEASON 100.0+ PASSER RATING

### CHIEFS

#### PASSING GAMES

DATE	OPPONENT	PLAYER	ATT.	CMP.	YDS.	CMP.%	YDS/ATT.	YDS/CMP.	TD	TD%	INT	INT%	LONG	SACK/LOST	RATING
1/12	vs. Texans	Patrick Mahomes	35	23	321	65.71%	9.17	13.96	5	14.29%	0	0.00%	48	0/0	134.60
1/19	vs. Titans	Patrick Mahomes	35	23	294	65.71%	8.40	12.78	3	8.57%	0	0.00%	60t	2/2	120.40

## 2019 OPPONENTS 100.0+ PASSER RATING

#### PASSING GAMES

DATE	OPPONENT	PLAYER	ATT.	CMP.	YDS.	CMP.%	YDS/ATT.	YDS/CMP.	TD	TD%	INT	INT%	LONG	SACK/LOST	RATING
1/19	vs. Titans	Ryan Tannehill	31	21	209	67.74%	6.74	9.95	2	6.45%	0	0.00%	37	3/27	108.10

\*Need minimum of 20 attempts to qualify



# WEEK-BY-WEEK RANKINGS



## 2019 REGULAR SEASON

		OFFENSE				DEFENSE			
DATE	OPPONENT	TOTAL	RUSH	PASS	*POINTS SCORED	TOTAL	RUSH	PASS	*POINTS SCORED
09/08	@ Jacksonville	1	1	1	1	1	1	1	1
09/15	@ Oakland	3	26	1	4	19	13	20	T-9
09/22	Baltimore	2	22	1	3	24	27	19	T-14
09/29	@ Detroit	2	20	1	T-1	30	31	21	19
10/06	Indianapolis	2	25	1	3	27	31	16	16
10/13	Houston	3	24	1	4	29	31	23	21
10/17	@ Denver	3	25	1	3	27	31	14	16
10/27	Green Bay	3	25	2	2	27	31	15	T-17
11/03	Minnesota	3	21	1	2	26	31	T-17	T-18
11/10	@ Tennessee	1	21	1	2	27	31	18	24
11/18	@ L.A. Chargers	2	18	1	2	30	31	20	24
[bye]	--	3	22	2	4	25	30	14	19
12/01	Oakland	4	24	3	3	25	30	16	16
12/08	@ New England	6	27	4	4	20	28	12	14
12/15	Denver	5	25	3	4	18	26	11	T-10
12/22	@ Chicago	4	23	4	4	17	26	8	7
12/29	L.A. Chargers	6	23	5	5	17	26	8	7

\*\*Points per game

## 2019 POSTSEASON

		OFFENSE				DEFENSE			
DATE	OPPONENT	TOTAL	RUSH	PASS	*POINTS SCORED	TOTAL	RUSH	PASS	*POINTS SCORED
		1	1	1	1	1	1	1	1
01/12	Houston	6	7	5	2	4	2	4	5
01/19	Tennessee	2	3	1	1	3	2	3	2

\*\*Points per game



# INDIVIDUAL GXG STATS: PASSING



## 2019 REGULAR SEASON INDIVIDUAL GAME-BY-GAME STATS

PASSING:		PATRICK MAHOMES												
DATE	OPP.	ATT	CMP	YDS	CMP%	Y/A	Y/C	TD	TD%	INT	INT%	LG	SK/YD	RATE
09/08	at Jacksonville	33	25	378	75.8%	11.5	15.1	3	9.1%	0	0.0%	68t	0/0	143.2
09/15	at Oakland	44	30	443	68.2%	10.1	14.8	4	9.1%	0	0.0%	44t	2/7	131.2
09/22	Baltimore	37	27	374	73.0%	10.1	13.9	3	8.1%	0	0.0%	83t	1/11	132.0
09/29	at Detroit	42	24	315	57.1%	7.5	13.1	0	0.0%	0	0.0%	33	0/0	81.0
10/06	Indianapolis	39	22	321	56.4%	8.2	14.6	1	2.6%	0	0.0%	31	4/33	91.9
10/13	Houston	35	19	273	54.3%	7.8	14.4	3	8.6%	1	2.9%	52	1/17	96.5
10/17	at Denver	11	10	76	90.9%	6.9	7.6	1	9.1%	0	0.0%	21t	0/0	125.8
10/27	Green Bay	INACTIVE												
11/03	Minnesota	INACTIVE												
11/10	at Tennessee	50	36	446	72.0%	8.9	12.4	3	6.0%	0	0.0%	63t	2/13	119.2
11/18	at L.A. Chargers	32	19	182	59.4%	5.7	9.6	1	3.1%	1	3.1%	31	1/2	72.7
12/01	Oakland	29	15	175	51.7%	6.0	11.7	1	3.4%	0	0.0%	47	1/12	81.8
12/08	at New England	40	26	283	65.0%	7.1	10.9	1	2.5%	1	2.5%	48t	1/12	83.6
12/15	Denver	34	27	340	79.4%	10.0	12.6	2	5.9%	1	2.9%	41t	3/13	115.7
12/22	at Chicago	33	23	251	69.7%	7.6	10.9	2	6.1%	0	0.0%	19	1/7	112.1
12/29	L.A. Chargers	25	16	174	64.0%	7.0	10.9	1	4.0%	1	4.0%	47	0/0	81.1
TOTALS		484	319	4,031	65.9%	8.3	12.6	26	5.4%	5	1.0%	83t	17/127	105.3

PASSING:		MATT MOORE												
DATE	OPP.	ATT	CMP	YDS	CMP%	Y/A	Y/C	TD	TD%	INT	INT%	LG	SK/YD	RATE
09/08	at Jacksonville	1	0	0	0.0%	0.0	0.0	0	0.0%	0	0.0%	--	0/0	39.6
09/15	at Oakland	DID NOT PLAY												
09/22	Baltimore	DID NOT PLAY												
09/29	at Detroit	DID NOT PLAY												
10/06	Indianapolis	DID NOT PLAY												
10/13	Houston	DID NOT PLAY												
10/17	at Denver	19	10	117	52.6%	6.2	11.7	1	5.3%	0	0.0%	57t	1/2	89.1
10/27	Green Bay	36	24	267	66.7%	7.4	11.1	2	5.6%	0	0.0%	30t	2/18	107.1
11/03	Minnesota	35	25	275	71.4%	7.9	11.0	1	2.9%	0	0.0%	41	5/45	103.9
11/10	at Tennessee	DID NOT PLAY												
11/18	at L.A. Chargers	DID NOT PLAY												
12/01	Oakland	0	0	0	0.0%	0.0	0.0	0	0%	0	0%	--	0/0	0.0
12/08	at New England	DID NOT PLAY												
12/15	Denver	DID NOT PLAY												
12/22	at Chicago	0	0	0	0.0%	0.0	0.0	0	0%	0	0%	--	0/0	0.0
12/29	L.A. Chargers	DID NOT PLAY												
TOTALS		91	59	659	64.8%	7.2	11.2	4	4.4%	0	0.0%	57t	8/65	100.9

PASSING:		DUSTIN COLQUITT												
DATE	OPP.	ATT	CMP	YDS	CMP%	Y/A	Y/C	TD	TD%	INT	INT%	LG	SK/YD	RATE
09/08	at Jacksonville	0	0	0	0.0%	0.0	0.0	0	0%	0	0%	--	0/0	0.0
09/15	at Oakland	0	0	0	0.0%	0.0	0.0	0	0%	0	0%	--	0/0	0.0
09/22	Baltimore	0	0	0	0.0%	0.0	0.0	0	0%	0	0%	--	0/0	0.0
09/29	at Detroit	0	0	0	0.0%	0.0	0.0	0	0%	0	0%	--	0/0	0.0
10/06	Indianapolis	0	0	0	0.0%	0.0	0.0	0	0%	0	0%	--	0/0	0.0
10/13	Houston	0	0	0	0.0%	0.0	0.0	0	0%	0	0%	--	0/0	0.0
10/17	at Denver	0	0	0	0.0%	0.0	0.0	0	0%	0	0%	--	0/0	0.0
10/27	Green Bay	0	0	0	0.0%	0.0	0.0	0	0%	0	0%	--	0/0	0.0
11/03	Minnesota	0	0	0	0.0%	0.0	0.0	0	0%	0	0%	--	0/0	0.0
11/10	at Tennessee	1	0	0	0.0%	0.0	0.0	0	0.0%	0	0.0%	--	0/0	39.6
11/18	at L.A. Chargers	0	0	0	0.0%	0.0	0.0	0	0%	0	0%	--	0/0	0.0
12/01	Oakland	0	0	0	0.0%	0.0	0.0	0	0%	0	0%	--	0/0	0.0
12/08	at New England	0	0	0	0.0%	0.0	0.0	0	0%	0	0%	--	0/0	0.0
12/15	Denver	0	0	0	0.0%	0.0	0.0	0	0%	0	0%	--	0/0	0.0
12/22	at Chicago	0	0	0	0.0%	0.0	0.0	0	0%	0	0%	--	0/0	0.0
12/29	L.A. Chargers	0	0	0	0.0%	0.0	0.0	0	0%	0	0%	--	0/0	0.0
TOTALS		1	0	0	0.0%	0.0	0.0	0	0.0%	0	0.0%	0	0/0	39.6



# INDIVIDUAL GXG STATS: PASSING



PASSING:		CHAD HENNE												
DATE	OPP.	ATT	CMP	YDS	CMP%	Y/A	Y/C	TD	TD%	INT	INT%	LG	SK/YD	RATE
09/08	at Jacksonville							RESERVE/INJURED						
09/15	at Oakland							RESERVE/INJURED						
09/22	Baltimore							RESERVE/INJURED						
09/29	at Detroit							RESERVE/INJURED						
10/06	Indianapolis							RESERVE/INJURED						
10/13	Houston							RESERVE/INJURED						
10/17	at Denver							RESERVE/INJURED						
10/27	Green Bay							RESERVE/INJURED						
11/03	Minnesota							DID NOT PLAY						
11/10	at Tennessee							INACTIVE						
11/18	at L.A. Chargers							INACTIVE						
12/01	Oakland							INACTIVE						
12/08	at New England							INACTIVE						
12/15	Denver							INACTIVE						
12/22	at Chicago							INACTIVE						
12/29	L.A. Chargers							INACTIVE						
TOTALS		0	0	0	0.0%	0.0	0.0	0	0%	0	0%	--	0/0	0.0

PASSING:		KYLE SHURMUR												
DATE	OPP.	ATT	CMP	YDS	CMP%	Y/A	Y/C	TD	TD%	INT	INT%	LG	SK/YD	RATE
09/08	at Jacksonville							PRACTICE SQUAD						
09/15	at Oakland							PRACTICE SQUAD						
09/22	Baltimore							PRACTICE SQUAD						
09/29	at Detroit							PRACTICE SQUAD						
10/06	Indianapolis							PRACTICE SQUAD						
10/13	Houston							PRACTICE SQUAD						
10/17	at Denver							PRACTICE SQUAD						
10/27	Green Bay							DID NOT PLAY						
11/03	Minnesota							NOT ON ROSTER						
11/10	at Tennessee							PRACTICE SQUAD						
11/18	at L.A. Chargers							PRACTICE SQUAD						
12/01	Oakland							PRACTICE SQUAD						
12/08	at New England							PRACTICE SQUAD						
12/15	Denver							PRACTICE SQUAD						
12/22	at Chicago							PRACTICE SQUAD						
12/29	L.A. Chargers							PRACTICE SQUAD						
TOTALS		0	0	0	0.0%	0.0	0.0	0	0%	0	0%	--	0/0	0.0



# INDIVIDUAL GXG STATS: PASSING



## 2019 POSTSEASON INDIVIDUAL GAME-BY-GAME STATS

PASSING:		PATRICK MAHOMES												
DATE	OPP.	ATT	CMP	YDS	CMP%	Y/A	Y/C	TD	TD%	INT	INT%	LG	SK/YD	RATE
01/12	Houston	35	23	321	65.7%	9.2	14.0	5	14.3%	0	0.0%	48	0/0	134.6
01/19	Tennessee	35	23	294	65.7%	8.4	12.8	3	8.6%	0	0.0%	60t	2/2	120.4
02/02	San Francisco													
TOTALS		70	46	615	65.7%	8.8	13.4	8	11.4%	0	0.0%	60t	2/2	131.5

PASSING:		SAMMY WATKINS												
DATE	OPP.	ATT	CMP	YDS	CMP%	Y/A	Y/C	TD	TD%	INT	INT%	LG	SK/YD	RATE
01/12	Houston	0	0	0	0.0%	0.0	0.0	0	0%	0	0%	--	1/5	0.0
01/19	Tennessee	0	0	0	0.0%	0.0	0.0	0	0%	0	0%	--	0/0	0.0
02/02	San Francisco													
TOTALS		0	0	0	0.0%	0.0	0.0	0	0%	0	0%	0	1/5	0.0

PASSING:		CHAD HENNE												
DATE	OPP.	ATT	CMP	YDS	CMP%	Y/A	Y/C	TD	TD%	INT	INT%	LG	SK/YD	RATE
01/12	Houston	INACTIVE												
01/19	Tennessee	DID NOT PLAY												
02/02	San Francisco													
TOTALS		0	0	0	0.0%	0.0	0.0	0	0%	0	0%	--	0/0	0.0

PASSING:		MATT MOORE												
DATE	OPP.	ATT	CMP	YDS	CMP%	Y/A	Y/C	TD	TD%	INT	INT%	LG	SK/YD	RATE
01/12	Houston	DID NOT PLAY												
01/19	Tennessee	INACTIVE												
02/02	San Francisco													
TOTALS		0	0	0	0.0%	0.0	0.0	0	0%	0	0%	--	0/0	0.0



# INDIVIDUAL GXG STATS: RUSHING



## 2019 REGULAR SEASON INDIVIDUAL GAME-BY-GAME STATS

RUSHING:		MECOLE HARDMAN					TYREEK HILL					TRAVIS KELCE				
DATE	OPP.	NO.	YDS	AVG	LG	TD	NO.	YDS	AVG	LG	TD	NO.	YDS	AVG	LG	TD
09/08	at Jacksonville	0	0	0	--	0	1	5	5.0	5	0	0	0	0	--	0
09/15	at Oakland	0	0	0	--	0	INACTIVE					0	0	0	--	0
09/22	Baltimore	1	7	7.0	7	0	INACTIVE					0	0	0	--	0
09/29	at Detroit	0	0	0	--	0	INACTIVE					0	0	0	--	0
10/06	Indianapolis	1	-6	-6.0	-6	0	INACTIVE					0	0	0	--	0
10/13	Houston	0	0	0	--	0	0	0	0	--	0	0	0	0	--	0
10/17	at Denver	0	0	0	--	0	0	0	0	--	0	0	0	0	--	0
10/27	Green Bay	0	0	0	--	0	1	5	5.0	5	0	0	0	0	--	0
11/03	Minnesota	1	7	7.0	7	0	1	5	5.0	5	0	0	0	0	--	0
11/10	at Tennessee	0	0	0	--	0	1	3	3.0	3	0	0	0	0	--	0
11/18	at L.A. Chargers	0	0	0	--	0	0	0	0	--	0	0	0	0	--	0
12/01	Oakland	1	9	9.0	9	0	1	-4	-4.0	-4	0	0	0	0	--	0
12/08	at New England	0	0	0	--	0	2	8	4.0	5	0	1	4	4.0	4t	1
12/15	Denver	0	0	0	--	0	1	1	1.0	1	0	0	0	0	--	0
12/22	at Chicago	0	0	0	--	0	0	0	0	--	0	0	0	0	--	0
12/29	L.A. Chargers	0	0	0	--	0	0	0	0	--	0	0	0	0	--	0
TOTALS		4	17	4.3	9	0	8	23	2.9	5	0	1	4	4.0	4t	1

RUSHING:		PATRICK MAHOMES					LESEAN MCCOY					MATT MOORE				
DATE	OPP.	NO.	YDS	AVG	LG	TD	NO.	YDS	AVG	LG	TD	NO.	YDS	AVG	LG	TD
09/08	at Jacksonville	1	2	2.0	2	0	10	81	8.1	31	0	1	-1	-1.0	-1	0
09/15	at Oakland	1	-1	-1.0	-1	0	11	23	2.1	6	0	DID NOT PLAY				
09/22	Baltimore	4	9	2.3	11	0	8	54	6.8	25	1	DID NOT PLAY				
09/29	at Detroit	6	54	9.0	25	0	11	56	5.1	39	1	DID NOT PLAY				
10/06	Indianapolis	3	17	5.7	14	0	0	0	0	--	0	DID NOT PLAY				
10/13	Houston	1	-1	-1.0	-1	0	8	44	5.5	17	0	DID NOT PLAY				
10/17	at Denver	1	2	2.0	2	0	12	64	5.3	22	0	1	-1	-1.0	-1	0
10/27	Green Bay	INACTIVE					9	40	4.4	9	0	1	3	3.0	3	0
11/03	Minnesota	INACTIVE					3	9	3.0	7	0	0	0	0	--	0
11/10	at Tennessee	0	0	0	--	0	INACTIVE					DID NOT PLAY				
11/18	at L.A. Chargers	5	59	11.8	24	0	7	29	4.1	8	1	DID NOT PLAY				
12/01	Oakland	3	25	8.3	13t	1	5	10	2.0	6	1	1	-1	-1.0	-1	0
12/08	at New England	6	6	1.0	5	0	11	39	3.5	13	0	DID NOT PLAY				
12/15	Denver	3	11	3.7	7	0	6	16	2.7	10	0	DID NOT PLAY				
12/22	at Chicago	2	14	7.0	12t	1	INACTIVE					1	-1	-1.0	-1	0
12/29	L.A. Chargers	7	21	3.0	11	0	DID NOT PLAY					DID NOT PLAY				
TOTALS		43	218	5.1	25	2	101	465	4.6	39	4	5	-1	-0.2	3	0

RUSHING:		ANTHONY SHERMAN					DE'ANTHONY THOMAS					DARWIN THOMPSON				
DATE	OPP.	NO.	YDS	AVG	LG	TD	NO.	YDS	AVG	LG	TD	NO.	YDS	AVG	LG	TD
09/08	at Jacksonville	0	0	0	--	0	NOT ON ROSTER					0	0	0	--	0
09/15	at Oakland	0	0	0	--	0	0	0	0	--	0	1	1	1.0	1	0
09/22	Baltimore	0	0	0	--	0	0	0	0	--	0	3	8	2.7	8	0
09/29	at Detroit	0	0	0	--	0	0	0	0	--	0	0	0	0	--	0
10/06	Indianapolis	1	2	2.0	2	0	0	0	0	--	0	INACTIVE				
10/13	Houston	0	0	0	--	0	1	4	4.0	4	0	0	0	0	--	0
10/17	at Denver	2	7	3.5	5	0	0	0	0	--	0	INACTIVE				
10/27	Green Bay	0	0	0	--	0	Ravens					0	0	0	--	0
11/03	Minnesota	0	0	0	--	0	NOT ON ROSTER					INACTIVE				
11/10	at Tennessee	0	0	0	--	0	Ravens					1	-1	-1.0	-1	0
11/18	at L.A. Chargers	0	0	0	--	0	Ravens					INACTIVE				
12/01	Oakland	1	0	0.0	--	0	Ravens					11	44	4.0	9	1
12/08	at New England	0	0	0	--	0	Ravens					4	7	1.8	4	0
12/15	Denver	0	0	0	--	0	Ravens					8	38	4.8	12	0
12/22	at Chicago	0	0	0	--	0	Ravens					5	14	2.8	8	0
12/29	L.A. Chargers	0	0	0	--	0	Ravens					4	17	4.3	6	0
TOTALS		4	9	2.3	5	0	1	4	4.0	4	0	37	128	3.5	12	1



# INDIVIDUAL GXG STATS: RUSHING



RUSHING:		SPENCER WARE					SAMMY WATKINS					DAMIEN WILLIAMS				
DATE	OPP.	NO.	YDS	AVG	LG	TD	NO.	YDS	AVG	LG	TD	NO.	YDS	AVG	LG	TD
09/08	at Jacksonville	RESERVE/PHYSICALLY-UNABLE-TO-PERFORM					0	0	0	--	0	13	26	2.0	6	1
09/15	at Oakland	RESERVE/PHYSICALLY-UNABLE-TO-PERFORM					0	0	0	--	0	9	8	0.9	5	0
09/22	Baltimore	NOT ON ROSTER					0	0	0	--	0	INACTIVE				
09/29	at Detroit	NOT ON ROSTER					0	0	0	--	0	INACTIVE				
10/06	Indianapolis	NOT ON ROSTER					0	0	0	--	0	9	23	2.6	6	0
10/13	Houston	NOT ON ROSTER					INACTIVE					1	6	6.0	6	0
10/17	at Denver	NOT ON ROSTER					INACTIVE					9	7	0.8	4	0
10/27	Green Bay	NOT ON ROSTER					0	0	0	--	0	7	30	4.3	9	1
11/03	Minnesota	NOT ON ROSTER					0	0	0	--	0	12	125	10.4	91t	1
11/10	at Tennessee	NOT ON ROSTER					2	12	6.0	11	0	19	77	4.1	15	0
11/18	at L.A. Chargers	NOT ON ROSTER					0	0	0	--	0	4	7	1.8	3	0
12/01	Oakland	NOT ON ROSTER					0	0	0	--	0	INACTIVE				
12/08	at New England	5	11	2.2	6	0	0	0	0	--	0	INACTIVE				
12/15	Denver	7	26	3.7	5	0	0	0	0	--	0	INACTIVE				
12/22	at Chicago	5	14	2.8	5	0	0	0	0	--	0	16	65	4.1	12	0
12/29	L.A. Chargers	RESERVE/INJURED					0	0	0	--	0	12	124	10.3	84t	2
TOTALS		17	51	3.0	6	0	2	12	6.0	11	0	111	498	4.5	91t	5

RUSHING:		DARREL WILLIAMS				
DATE	OPP.	NO.	YDS	AVG	LG	TD
09/08	at Jacksonville	0	0	0	--	0
09/15	at Oakland	0	0	0	--	0
09/22	Baltimore	9	62	6.9	41	0
09/29	at Detroit	8	13	1.6	8	2
10/06	Indianapolis	0	0	0	--	0
10/13	Houston	0	0	0	--	0
10/17	at Denver	2	1	0.5	1	0
10/27	Green Bay	2	10	5.0	8	0
11/03	Minnesota	1	1	1.0	1	0
11/10	at Tennessee	2	6	3.0	5	0
11/18	at L.A. Chargers	11	35	3.2	6t	1
12/01	Oakland	6	13	2.2	15	0
12/08	at New England	RESERVE/INJURED				
12/15	Denver	RESERVE/INJURED				
12/22	at Chicago	RESERVE/INJURED				
12/29	L.A. Chargers	RESERVE/INJURED				
TOTALS		41	141	3.4	41	3



# INDIVIDUAL GXG STATS: RUSHING



## 2019 POSTSEASON INDIVIDUAL GAME-BY-GAME STATS

RUSHING:	TYREEK HILL					PATRICK MAHOMES					DARWIN THOMPSON				
DATE OPP.	NO.	YDS	AVG	LG	TD	NO.	YDS	AVG	LG	TD	NO.	YDS	AVG	LG	TD
01/12 Houston	1	4	4.0	4	0	7	53	7.6	21	0	0	0	0	--	0
01/19 Tennessee	1	7	7.0	7	0	8	53	6.6	27t	1	1	7	7.0	7	0
02/02 San Francisco															
<b>TOTALS</b>	<b>2</b>	<b>11</b>	<b>5.5</b>	<b>7</b>	<b>0</b>	<b>15</b>	<b>106</b>	<b>7.1</b>	<b>27t</b>	<b>1</b>	<b>1</b>	<b>7</b>	<b>7.0</b>	<b>7</b>	<b>0</b>

RUSHING:	SAMMY WATKINS					DAMIEN WILLIAMS				
DATE OPP.	NO.	YDS	AVG	LG	TD	NO.	YDS	AVG	LG	TD
01/12 Houston	1	14	14.0	14	0	12	47	3.9	26	2
01/19 Tennessee	0	0	0	--	0	17	45	2.6	8	1
02/02 San Francisco										
<b>TOTALS</b>	<b>1</b>	<b>14</b>	<b>14.0</b>	<b>14</b>	<b>0</b>	<b>29</b>	<b>92</b>	<b>3.2</b>	<b>26</b>	<b>3</b>



# INDIVIDUAL GXG STATS: RECEIVING



## 2019 REGULAR SEASON INDIVIDUAL GAME-BY-GAME STATS

RECEIVING:	BLAKE BELL					MECOLE HARDMAN					TYREEK HILL				
DATE OPP.	NO.	YDS	AVG	LG	TD	NO.	YDS	AVG	LG	TD	NO.	YDS	AVG	LG	TD
09/08 at Jacksonville	1	7	7.0	7	0	0	0	0	--	0	2	16	8.0	8	0
09/15 at Oakland	0	0	0	--	0	4	61	15.3	42t	1	INACTIVE				
09/22 Baltimore	1	1	1.0	1	0	2	97	48.5	83t	1	INACTIVE				
09/29 at Detroit	0	0	0	--	0	2	9	4.5	7	0	INACTIVE				
10/06 Indianapolis	0	0	0	--	0	4	79	19.8	31	0	INACTIVE				
10/13 Houston	0	0	0	--	0	4	45	11.3	14	0	5	80	16.0	46t	2
10/17 at Denver	0	0	0	--	0	2	28	14.0	21t	1	3	74	24.7	57t	1
10/27 Green Bay	0	0	0	--	0	2	55	27.5	30t	1	6	76	12.7	21	0
11/03 Minnesota	1	2	2.0	2	0	0	0	0	--	0	6	140	23.3	41	1
11/10 at Tennessee	0	0	0	--	0	1	63	63.0	63t	1	11	157	14.3	39	1
11/18 at L.A. Chargers	INACTIVE					2	13	6.5	9	0	0	0	0	--	0
12/01 Oakland	0	0	0	--	0	0	0	0	--	0	5	55	11.0	17	0
12/08 at New England	0	0	0	--	0	1	48	48.0	48t	1	6	62	10.3	21	0
12/15 Denver	2	41	20.5	30	0	1	10	10.0	10	0	5	67	13.4	41t	2
12/22 at Chicago	2	15	7.5	10	0	0	0	0	--	0	5	72	14.4	19	0
12/29 L.A. Chargers	1	1	1.0	1	0	1	30	30.0	30	0	4	61	15.3	47	0
<b>TOTALS</b>	<b>8</b>	<b>67</b>	<b>8.4</b>	<b>30</b>	<b>0</b>	<b>26</b>	<b>538</b>	<b>20.7</b>	<b>83t</b>	<b>6</b>	<b>58</b>	<b>860</b>	<b>14.8</b>	<b>57t</b>	<b>7</b>

RECEIVING:	TRAVIS KELCE					LESEAN MCCOY					BYRON PRINGLE				
DATE OPP.	NO.	YDS	AVG	LG	TD	NO.	YDS	AVG	LG	TD	NO.	YDS	AVG	LG	TD
09/08 at Jacksonville	3	88	29.3	42	0	1	12	12.0	12	0	0	0	0	--	0
09/15 at Oakland	7	107	15.3	34	1	3	0	0.0	5	0	0	0	0	--	0
09/22 Baltimore	7	89	12.7	21	0	3	26	8.7	14t	1	1	7	7.0	7	0
09/29 at Detroit	7	85	12.1	18	0	2	33	16.5	23	0	1	13	13.0	13	0
10/06 Indianapolis	4	70	17.5	24	0	2	23	11.5	21	0	6	103	17.2	28	1
10/13 Houston	4	58	14.5	18	0	2	0	0.0	4	0	2	24	12.0	19	0
10/17 at Denver	6	44	7.3	13	0	2	12	6.0	6	0	0	0	0	--	0
10/27 Green Bay	4	63	15.8	29t	1	4	23	5.8	10	0	0	0	0	--	0
11/03 Minnesota	7	62	8.9	17	0	1	0	0.0	--	0	0	0	0	--	0
11/10 at Tennessee	7	75	10.7	17	1	INACTIVE					0	0	0	--	0
11/18 at L.A. Chargers	7	92	13.1	31	1	4	28	7.0	16	0	1	9	9.0	9	0
12/01 Oakland	5	90	18.0	47	0	3	20	6.7	9	0	0	0	0	--	0
12/08 at New England	7	66	9.4	20	0	1	4	4.0	4	0	1	14	14.0	14	0
12/15 Denver	11	142	12.9	21	0	0	0	0	--	0	0	0	0	--	0
12/22 at Chicago	8	74	9.3	13	1	INACTIVE					0	0	0	--	0
12/29 L.A. Chargers	3	24	8.0	11	0	DID NOT PLAY					0	0	0	--	0
<b>TOTALS</b>	<b>97</b>	<b>1,229</b>	<b>12.7</b>	<b>47</b>	<b>5</b>	<b>28</b>	<b>181</b>	<b>6.5</b>	<b>23</b>	<b>1</b>	<b>12</b>	<b>170</b>	<b>14.2</b>	<b>28</b>	<b>1</b>

RECEIVING:	DEMARCUS ROBINSON					ANTHONY SHERMAN					DE'ANTHONY THOMAS				
DATE OPP.	NO.	YDS	AVG	LG	TD	NO.	YDS	AVG	LG	TD	NO.	YDS	AVG	LG	TD
09/08 at Jacksonville	1	0	0.0	--	0	1	15	15.0	15	0	NOT ON ROSTER				
09/15 at Oakland	6	172	28.7	44t	2	0	0	0	--	0	1	6	6.0	6	0
09/22 Baltimore	3	43	14.3	18t	1	0	0	0	--	0	0	0	0	--	0
09/29 at Detroit	4	35	8.8	15	0	0	0	0	--	0	0	0	0	--	0
10/06 Indianapolis	3	31	10.3	14	0	0	0	0	--	0	0	0	0	--	0
10/13 Houston	0	0	0	--	0	0	0	0	--	0	0	0	0	--	0
10/17 at Denver	3	31	10.3	16	0	0	0	0	--	0	0	0	0	--	0
10/27 Green Bay	2	6	3.0	4	0	0	0	0	--	0	Ravens				
11/03 Minnesota	1	5	5.0	5	0	0	0	0	--	0	NOT ON ROSTER				
11/10 at Tennessee	4	56	14.0	23	0	0	0	0	--	0	Ravens				
11/18 at L.A. Chargers	0	0	0	--	0	0	0	0	--	0	Ravens				
12/01 Oakland	0	0	0	--	0	1	7	7.0	7	0	Ravens				
12/08 at New England	1	12	12.0	12	0	0	0	0	--	0	Ravens				
12/15 Denver	2	21	10.5	13	0	0	0	0	--	0	Ravens				
12/22 at Chicago	1	13	13.0	13	0	0	0	0	--	0	Ravens				
12/29 L.A. Chargers	1	24	24.0	24t	1	0	0	0	--	0	Ravens				
<b>TOTALS</b>	<b>32</b>	<b>449</b>	<b>14.0</b>	<b>44t</b>	<b>4</b>	<b>2</b>	<b>22</b>	<b>11.0</b>	<b>15</b>	<b>0</b>	<b>1</b>	<b>6</b>	<b>6.0</b>	<b>6</b>	<b>0</b>



# INDIVIDUAL GXG STATS: RECEIVING



RECEIVING:	DARWIN THOMPSON					SPENCER WARE					SAMMY WATKINS				
DATE OPP.	NO.	YDS	AVG	LG	TD	NO.	YDS	AVG	LG	TD	NO.	YDS	AVG	LG	TD
09/08 at Jacksonville	1	3	3.0	3	0	RESERVE/PHYSICALLY-UNABLE-TO-PERFORM					9	198	22.0	68t	3
09/15 at Oakland	0	0	0	--	0	RESERVE/PHYSICALLY-UNABLE-TO-PERFORM					6	49	8.2	14	0
09/22 Baltimore	0	0	0	--	0	NOT ON ROSTER					5	64	12.8	36	0
09/29 at Detroit	0	0	0	--	0	NOT ON ROSTER					3	54	18.0	30	0
10/06 Indianapolis	INACTIVE					NOT ON ROSTER					0	0	0	--	0
10/13 Houston	0	0	0	--	0	NOT ON ROSTER					INACTIVE				
10/17 at Denver	INACTIVE					NOT ON ROSTER					INACTIVE				
10/27 Green Bay	1	-1	-1.0	-1	0	NOT ON ROSTER					5	45	9.0	25	0
11/03 Minnesota	INACTIVE					NOT ON ROSTER					7	63	9.0	17	0
11/10 at Tennessee	1	8	8.0	8	0	NOT ON ROSTER					5	39	7.8	10	0
11/18 at L.A. Chargers	INACTIVE					NOT ON ROSTER					2	26	13.0	15	0
12/01 Oakland	0	0	0	--	0	NOT ON ROSTER					0	0	0	--	0
12/08 at New England	4	36	9.0	19	0	1	-9	-9.0	-9	0	4	50	12.5	23	0
12/15 Denver	1	1	1.0	1	0	2	9	4.5	6	0	3	49	16.3	29	0
12/22 at Chicago	0	0	0	--	0	2	22	11.0	18	0	2	28	14.0	17	0
12/29 L.A. Chargers	1	-4	-4.0	-4	0	RESERVE/INJURED					1	8	8.0	8	0
<b>TOTALS</b>	<b>9</b>	<b>43</b>	<b>4.8</b>	<b>19</b>	<b>0</b>	<b>5</b>	<b>22</b>	<b>4.4</b>	<b>18</b>	<b>0</b>	<b>52</b>	<b>673</b>	<b>12.9</b>	<b>68t</b>	<b>3</b>

RECEIVING:	DAMIEN WILLIAMS					DARREL WILLIAMS					DEON YELDER				
DATE OPP.	NO.	YDS	AVG	LG	TD	NO.	YDS	AVG	LG	TD	NO.	YDS	AVG	LG	TD
09/08 at Jacksonville	6	39	6.5	18	0	0	0	0	--	0	INACTIVE				
09/15 at Oakland	3	48	16.0	32	0	0	0	0	--	0	INACTIVE				
09/22 Baltimore	INACTIVE					5	47	9.4	16	0	0	0	0	--	0
09/29 at Detroit	INACTIVE					3	43	14.3	30	0	2	43	21.5	24	0
10/06 Indianapolis	3	15	5.0	7	0	0	0	0	--	0	0	0	0	--	0
10/13 Houston	1	14	14.0	14t	1	1	52	52.0	52	0	0	0	0	--	0
10/17 at Denver	2	-1	-0.5	1	0	2	5	2.5	6	0	0	0	0	--	0
10/27 Green Bay	0	0	0	--	0	0	0	0	--	0	0	0	0	--	0
11/03 Minnesota	2	3	1.5	5	0	0	0	0	--	0	0	0	0	--	0
11/10 at Tennessee	5	32	6.4	10	0	1	9	9.0	9	0	1	7	7.0	7	0
11/18 at L.A. Chargers	1	6	6.0	6	0	2	8	4.0	4	0	0	0	0	--	0
12/01 Oakland	INACTIVE					1	3	3.0	3t	1	INACTIVE				
12/08 at New England	INACTIVE					RESERVE/INJURED					INACTIVE				
12/15 Denver	INACTIVE					RESERVE/INJURED					INACTIVE				
12/22 at Chicago	3	27	9.0	14t	1	RESERVE/INJURED					INACTIVE				
12/29 L.A. Chargers	4	30	7.5	13	0	RESERVE/INJURED					INACTIVE				
<b>TOTALS</b>	<b>30</b>	<b>213</b>	<b>7.1</b>	<b>32</b>	<b>2</b>	<b>15</b>	<b>167</b>	<b>11.1</b>	<b>52</b>	<b>1</b>	<b>3</b>	<b>50</b>	<b>16.7</b>	<b>24</b>	<b>0</b>



# INDIVIDUAL GXG STATS: RECEIVING



## 2019 POSTSEASON INDIVIDUAL GAME-BY-GAME STATS

RECEIVING:	BLAKE BELL					MECOLE HARDMAN					TYREEK HILL				
DATE OPP.	NO.	YDS	AVG	LG	TD	NO.	YDS	AVG	LG	TD	NO.	YDS	AVG	LG	TD
01/12 Houston	2	15	7.5	8t	1	2	19	9.5	13	0	3	41	13.7	20	0
01/19 Tennessee	0	0	0	--	0	1	8	8.0	8	0	5	67	13.4	26	2
02/02 San Francisco															
<b>TOTALS</b>	<b>2</b>	<b>15</b>	<b>7.5</b>	<b>8t</b>	<b>1</b>	<b>3</b>	<b>27</b>	<b>9.0</b>	<b>13</b>	<b>0</b>	<b>8</b>	<b>108</b>	<b>13.5</b>	<b>26</b>	<b>2</b>

RECEIVING:	TRAVIS KELCE					DEMARCUS ROBINSON					SAMMY WATKINS				
DATE OPP.	NO.	YDS	AVG	LG	TD	NO.	YDS	AVG	LG	TD	NO.	YDS	AVG	LG	TD
01/12 Houston	10	134	13.4	28	3	1	4	4.0	4	0	2	76	38.0	48	0
01/19 Tennessee	3	30	10.0	18	0	2	31	15.5	24	0	7	114	16.3	60t	1
02/02 San Francisco															
<b>TOTALS</b>	<b>13</b>	<b>164</b>	<b>12.6</b>	<b>28</b>	<b>3</b>	<b>3</b>	<b>35</b>	<b>11.7</b>	<b>24</b>	<b>0</b>	<b>9</b>	<b>190</b>	<b>21.1</b>	<b>60t</b>	<b>1</b>

RECEIVING:	DAMIEN WILLIAMS					DEON YELDER				
DATE OPP.	NO.	YDS	AVG	LG	TD	NO.	YDS	AVG	LG	TD
01/12 Houston	2	21	10.5	17t	1	1	11	11.0	11	0
01/19 Tennessee	5	44	8.8	17	0	0	0	0	--	0
02/02 San Francisco										
<b>TOTALS</b>	<b>7</b>	<b>65</b>	<b>9.3</b>	<b>17t</b>	<b>1</b>	<b>1</b>	<b>11</b>	<b>11.0</b>	<b>11</b>	<b>0</b>



# INDIVIDUAL GXG STATS: PUNTING



## 2019 REGULAR SEASON INDIVIDUAL GAME-BY-GAME STATS

PUNTING:		DUSTIN COLQUITT							
DATE	OPP.	NO.	YDS	AVG	TB	IN 20	LG	NET	BLK
09/08	at Jacksonville	1	51	51.0	1	0	51	31.0	0
09/15	at Oakland	5	196	39.2	0	1	53	37.2	0
09/22	Baltimore	2	88	44.0	1	1	57	34.0	0
09/29	at Detroit	2	91	45.5	0	1	51	46.0	0
10/06	Indianapolis	4	155	38.8	0	2	43	38.8	0
10/13	Houston	2	119	59.5	0	1	68	54.5	0
10/17	at Denver	6	266	44.3	0	3	53	42.3	0
10/27	Green Bay	3	154	51.3	0	3	58	51.3	0
11/03	Minnesota	5	251	50.2	0	1	58	44.4	0
11/10	at Tennessee	1	26	26.0	0	0	26	26.0	0
11/18	at L.A. Chargers	6	240	40.0	0	5	55	40.0	0
12/01	Oakland	2	83	41.5	0	0	42	40.0	0
12/08	at New England	3	131	43.7	0	0	57	32.8	1
12/15	Denver	2	79	39.5	0	1	41	35.5	0
12/22	at Chicago	2	93	46.5	0	1	50	37.5	0
12/29	L.A. Chargers	2	103	51.5	1	1	63	41.5	0
TOTALS		48	2,126	44.3	3	21	68	40.3	1



# INDIVIDUAL GXG STATS: PUNTING



## 2019 POSTSEASON INDIVIDUAL GAME-BY-GAME STATS

PUNTING:		DUSTIN COLQUITT							
DATE	OPP.	NO.	YDS	AVG	TB	IN 20	LG	NET	BLK
01/12	Houston	3	123	41.0	0	2	50	28.0	1
01/19	Tennessee	3	122	40.7	1	0	46	31.0	0
02/02	San Francisco								
TOTALS		6	245	40.8	1	2	50	29.3	1



# INDIVIDUAL GXG STATS: FIELD GOALS



## 2019 REGULAR SEASON INDIVIDUAL GAME-BY-GAME STATS

FIELD GOALS:		HARRISON BUTKER									
DATE	OPP.	0-19	20-29	30-39	40-49	50+	TOTAL	FGM	FGA	PCT	LG
09/08	at Jacksonville	0/0	2/2	1/1	1/1	0/0	4/4	4	4	100.0%	46
09/15	at Oakland	0/0	0/0	0/0	0/0	0/0	0/0	0	0	0.0%	0
09/22	Baltimore	0/0	0/0	1/1	1/1	0/0	2/2	2	2	100.0%	42
09/29	at Detroit	0/0	1/1	0/1	1/1	0/0	2/3	2	3	66.7%	44
10/06	Indianapolis	0/0	1/1	1/1	0/0	0/0	2/2	2	2	100.0%	36
10/13	Houston	0/0	0/0	0/0	1/1	0/1	1/2	1	2	50.0%	41
10/17	at Denver	0/0	1/1	2/2	0/0	0/0	3/3	3	3	100.0%	39
10/27	Green Bay	0/0	1/1	0/0	0/0	0/1	1/2	1	2	50.0%	28
11/03	Minnesota	0/0	1/1	0/0	2/2	1/1	4/4	4	4	100.0%	54
11/10	at Tennessee	0/0	0/0	2/2	2/2	0/1	4/5	4	5	80.0%	43
11/18	at L.A. Chargers	0/0	0/0	0/0	1/1	0/0	1/1	1	1	100.0%	41
12/01	Oakland	0/0	0/0	0/0	0/0	1/1	1/1	1	1	100.0%	50
12/08	at New England	0/0	0/0	1/1	2/2	0/0	3/3	3	3	100.0%	48
12/15	Denver	0/0	2/2	0/0	1/1	0/0	3/3	3	3	100.0%	44
12/22	at Chicago	0/0	0/0	1/1	0/0	1/1	2/2	2	2	100.0%	56
12/29	L.A. Chargers	0/0	0/0	0/0	1/1	0/0	1/1	1	1	100.0%	40
TOTALS		0/0	9/9	9/10	13/13	3/6	34/38	34	38	89.5%	56



# INDIVIDUAL GXG STATS: FIELD GOALS



## 2019 POSTSEASON INDIVIDUAL GAME-BY-GAME STATS

FIELD GOALS:		HARRISON BUTKER									
DATE	OPP.	0-19	20-29	30-39	40-49	50+	TOTAL	FGM	FGA	PCT	LG
01/12	Houston	0/0	1/1	0/0	0/0	0/0	1/1	1	1	100.0%	24
01/19	Tennessee	0/0	0/0	0/0	0/0	0/0	0/0	0	0	0.0%	0
02/02	San Francisco										
TOTALS		0/0	1/1	0/0	0/0	0/0	1/1	1	1	100.0%	24



# INDIVIDUAL GXG STATS: DEFENSIVE



## 2019 REGULAR SEASON INDIVIDUAL DEFENSIVE GAME-BY-GAME STATS

		BASHAUD BREELAND											ALEX BROWN											MORRIS CLAIBORNE															
DATE	OPP.	S	A	TK	TFL	TFLY	SK	SKY	INT	FR	FF	PR	PD	S	A	TK	TFL	TFLY	SK	SKY	INT	FR	FF	PR	PD	S	A	TK	TFL	TFLY	SK	SKY	INT	FR	FF	PR	PD		
09/08	at Jacksonville	0	0	0	0	0	0	0	0	0	0	0	1	0	1																								
09/15	at Oakland	7	1	8	1	6	0	0	0	0	0	1	0	0	0	1																							
09/22	Baltimore	4	0	4	0	0	0	0	0	0	0	0	0	0	0	0																							
09/29	at Detroit	2	0	2	0	0	0	0	0	0	0	0	1	0	0	2																							
10/06	Indianapolis	3	1	4	0	0	0	0	0	0	0	0	0	0	0											0	1	1	0	0	0	0	0	0	0	0	0	0	
10/13	Houston	3	3	6	0	0	0	0	0	0	0	0	0	0	0											3	0	3	0	0	0	0	0	0	0	0	0	0	0
10/17	at Denver	0	0	0	0	0	0	0	0	0	0	0	0	0	0											3	2	5	0	0	0	0	0	0	0	0	0	0	0
10/27	Green Bay	2	1	3	0	0	0	0	0	0	0	0	0	0	0											0	0	0	0	0	0	0	0	0	0	0	0	0	0
11/03	Minnesota	2	0	2	0	0	0	0	0	0	0	0	0	0	0											0	0	0	0	0	0	0	0	0	0	0	0	0	0
11/10	at Tennessee	1	0	1	0	0	0	0	0	0	0	0	0	1												0	1	1	0	0	0	0	0	0	0	0	0	0	0
11/18	at L.A. Chargers	3	2	5	0	0	0	0	0	0	0	0	0	0												1	0	1	0	0	0	0	0	0	0	0	0	0	0
12/01	Oakland	2	0	2	0	0	0	0	0	0	0	0	0	0												2	1	3	0	0	0	0	0	0	0	0	0	0	0
12/08	at New England	3	0	3	0	0	0	0	0	0	0	0	2	0	0	0	0	0	0	0	0	0	0	0	0														
12/15	Denver	1	2	3	0	0	0	0	0	0	0	0	1	0	0	0	0	0	0	0	0	0	0	0	0														
12/22	at Chicago	2	0	2	0	0	0	0	0	0	0	0	1	0	0	0	0	0	0	0	0	0	0	0	1	0													
12/29	L.A. Chargers	2	1	3	0	0	0	0	0	0	0	0	0																										
TOTALS		37	11	48	1	6	0.0	0.0	2	2	0	1	8	0	0	0	0	0	0.0	0.0	0	0	0	0	1	0	9	5	14	0	0	0.0	0.0	0	0	0	0	0	0

		FRANK CLARK												RASHAD FENTON												KENDALL FULLER													
DATE	OPP.	S	A	TK	TFL	TFLY	SK	SKY	INT	FR	FF	PR	PD	S	A	TK	TFL	TFLY	SK	SKY	INT	FR	FF	PR	PD	S	A	TK	TFL	TFLY	SK	SKY	INT	FR	FF	PR	PD		
09/08	at Jacksonville	1	0	1	0	0	0.0	0.0	1	0	0	0	1	0	0	0	0	0	0	0.0	0.0	0	0	0	0	0	4	3	7	1	2	0.0	0.0	0	0	0	0	0	0
09/15	at Oakland	1	2	3	1	0	0.0	0.0	1	0	0	0	0	DID NOT PLAY												5	1	6	1	7	1.0	7.0	0	0	0	0	1	1	
09/22	Baltimore	2	1	3	1	5	1.0	5.0	0	0	0	1	0	0	0	0	0	0	0.0	0.0	0	0	0	0	0	7	1	8	0	0	0.0	0.0	0	0	0	0	0	0	
09/29	at Detroit	0	2	2	0	0	0.0	0.0	0	0	0	1	0	0	0	0	0	0	0.0	0.0	0	0	0	0	0	6	2	8	1	1	0.0	0.0	0	0	0	0	1	0	
10/06	Indianapolis	2	0	2	1	4	0.0	0.0	0	0	0	0	0	0	0	0	0	0	0.0	0.0	0	0	0	0	0	0	1	1	0	0	0.0	0.0	0	0	0	0	0	0	
10/13	Houston	1	0	1	0	0	0.0	0.0	0	1	1	1	0	0	0	0	0	0	0.0	0.0	0	0	0	0	0	1	0	1	0	0	0.0	0.0	0	0	0	0	0	0	
10/17	at Denver	5	0	5	2	18	2.0	19.0	0	0	1	1	0	3	1	4	0	0	0.0	0.0	0	0	0	0	1	INACTIVE													
10/27	Green Bay	INACTIVE												0	1	1	0	0	0.0	0.0	0	0	0	0	0	INACTIVE													
11/03	Minnesota	INACTIVE												2	0	2	0	0	0.0	0.0	0	0	0	0	0	INACTIVE													
11/10	at Tennessee	4	0	4	1	7	1.0	7.0	0	0	0	1	1	1	1	2	0	0	0.0	0.0	0	0	0	1	1	INACTIVE													
11/18	at L.A. Chargers	2	3	5	1	1	1.0	0.0	0	0	1	3	1	3	0	3	0	0	0.0	0.0	1	0	0	0	1	INACTIVE													
12/01	Oakland	2	0	2	1	7	0.0	0.0	0	0	0	0	0	0	0	0	0	0	0.0	0.0	0	0	0	0	0	0	3	3	0	0	0.0	0.0	0	0	0	0	0	0	
12/08	at New England	3	1	4	2	6	1.0	4.0	0	0	0	1	0	INACTIVE												2	0	2	0	0	0.0	0.0	0	0	0	0	0	0	
12/15	Denver	2	0	2	0	0	0.0	0.0	0	0	0	2	0	INACTIVE												1	1	2	0	0	0.0	0.0	0	0	0	0	0	0	
12/22	at Chicago	1	0	1	1	8	1.0	8.0	0	0	0	0	0	INACTIVE												3	2	5	0	0	0.0	0.0	0	0	0	0	0	0	
12/29	L.A. Chargers	1	1	2	1	8	1.0	8.0	0	0	0	3	1	0	0	0	0	0	0.0	0.0	0	0	0	0	1	5	1	6	0	0	0.0	0.0	0	0	0	0	0	0	
TOTALS		27	10	37	12	64	8.0	51.0	1	1	3	14	4	9	3	12	0	0	0.0	0.0	1	0	0	1	4	34	15	49	3	10	1.0	7.0	0	0	0	0	1	2	

		DEMONE HARRIS											ANTHONY HITCHENS								JOEY IVIE																			
DATE	OPP.	S	A	TK	TFL	TFLY	SK	SKY	INT	FR	FF	PR	PD	S	A	TK	TFL	TFLY	SK	SKY	INT	FR	FF	PR	PD	S	A	TK	TFL	TFLY	SK	SKY	INT	FR	FF	PR	PD			
09/08	at Jacksonville	Buccaneers											5	2	7	0	0	0.0	0	0	0	0	0	0	0	0	1	1	0	0	0.0	0	0	0	0	0	0	0	0	0
09/15	at Oakland	Buccaneers											4	1	5	0	0	0.0	0	0	0	0	0	0	0	0	0	0	0	0	0.0	0	0	0	0	0	0	0	0	0
09/22	Baltimore	Buccaneers											6	2	8	0	0	0.0	0	0	0	0	0	0	0	PRACTICE SQUAD														
09/29	at Detroit	Buccaneers											3	3	6	0	0	0.0	0	0	0	0	0	0	1	PRACTICE SQUAD														
10/06	Indianapolis	NOT ON ROSTER											1	0	1	0	0	0.0	0	0	0	0	0	0	PRACTICE SQUAD															
10/13	Houston	Buccaneers											INACTIVE											PRACTICE SQUAD																
10/17	at Denver	Buccaneers											5	1	6	1	10	2.0	31.0	0	0	1	2	0	PRACTICE SQUAD															
10/27	Green Bay												2	4	6	0	0	0.0	0	0	0	0	0	PRACTICE SQUAD																
11/03	Minnesota	Ravens											3	3	6	0	0	0.0	0	0	0	0	0	0	0	0	1	1	0	0	0.0	0	0	0	0	0	0	0	0	
11/10	at Tennessee	Ravens											5	1	6	1	3	0.0	0	0	0	0	0	1	0	0	0	0	0	0.0	0	0	0	0	0	0	0	0		
11/18	at L.A. Chargers	Ravens											2	8	10	0	0	0.0	0	0	0	0	0	0	0	0	0	0	0	0.0	0	0	0	0	0	1	0	0		
12/01	Oakland	INACTIVE											3	2	5	0	0	0.0	0	0	0	0	0	Titans																
12/08	at New England	2	0	2	0	0	0.0	0	0	0	0	0	0	3	0	3	0	0	0.0	0	0	0	0	0	Titans															
12/15	Denver	2	0	2	2	9	0	0.0	0	0	0	0	0	1	2	3	0	0	0.0	0	0	0	1	0	Titans															
12/22	at Chicago	0	0	0	0	0	0.0	0	0	0	0	0	0	3	3	6	0	0	0.0	0	0	0	0	Titans																
12/29	L.A. Chargers	0	0	0	0	0	0.0	0	0	0	1	0	5	5	10	2	9	0.0	0	0	0	0	0	Titans																
TOTALS		4	0	4	2	9	0.0	0.0	0	0	0	1	0	51	37	88	4	22	2.0	31.0	0	0	1	4	1	0	2	2	0	0	0.0	0	0	0	0	1	0			



# INDIVIDUAL GXG STATS: DEFENSIVE



		JORDAN LUCAS										TYRANN MATHIEU										TERRELL MCCLAIN															
DATE	OPP.	S	A	TK	TFL	TFLY	SK	SKY	INT	FR	FF	PR	PD	S	A	TK	TFL	TFLY	SK	SKY	INT	FR	FF	PR	PD	S	A	TK	TFL	TFLY	SK	SKY	INT	FR	FF	PR	PD
09/08	at Jacksonville	INACTIVE										INACTIVE																									
09/15	at Oakland																					Raiders															
09/22	Baltimore																					Raiders															
09/29	at Detroit																					Raiders															
10/06	Indianapolis																					Raiders															
10/13	Houston																																				
10/17	at Denver																																				
10/27	Green Bay																					Raiders															
11/03	Minnesota																					Raiders															
11/10	at Tennessee																					Raiders															
11/18	at L.A. Chargers																					Raiders															
12/01	Oakland	INACTIVE																				Raiders															
12/08	at New England																					Raiders															
12/15	Denver																					NOT ON ROSTER															
12/22	at Chicago																					NOT ON ROSTER															
12/29	L.A. Chargers																					Raiders															
TOTALS		0	2	2	0	0	0.0	0.0	0	0	0	1	1	63	12	75	3	24	2.0	14.0	4	0	0	2	12	2	2	4	0	0	0.0	0.0	0	0	0	0	

		BEN NIEMANN										DERRICK NNADI										EMMANUEL OGBAH											
DATE	OPP.	S	A	TK	TFL TFLY	SK SKY	INT	FR	FF	PR	PD	S	A	TK	TFL TFLY	SK SKY	INT	FR	FF	PR	PD	S	A	TK	TFL TFLY	SK SKY	INT	FR	FF	PR	PD		
09/08	at Jacksonville	0	0	0	0	0	0	0	0	0	0	0	3	3	0	0	0.0 0.0	0	0	0	0	0	2	1	3	1	3	1.0 3.0	0	0	1	0	0
09/15	at Oakland	2	1	3	0	0	0.0 0.0	0	0	0	0	1	0	1	0	0	0.0 0.0	0	0	0	0	0	2	0	2	0	0	0.0 0.0	0	0	1	0	0
09/22	Baltimore	1	1	2	0	0	0.0 0.0	0	0	0	1	2	2	4	0	0	0.0 0.0	0	0	0	0	0	1	1	2	1	12	1.5 12.5	0	0	0	4	1
09/29	at Detroit	0	0	0	0	0	0.0 0.0	0	0	0	0	5	4	9	0	0	1.0 1.0	0	0	1	0	0	2	1	3	1	3	0.0 0.0	0	0	1	0	1
10/06	Indianapolis	6	4	10	0	0	0.0 0.0	0	0	0	0	2	4	6	0	0	0.0 0.0	0	0	0	0	0	2	4	6	0	0	0.0 0.0	0	0	0	0	0
10/13	Houston	2	4	6	0	0	0.0 0.0	0	0	0	0	1	2	3	0	0	0.0 0.0	0	0	0	0	0	5	0	5	0	0	0.0 0.0	0	0	0	0	0
10/17	at Denver	4	1	5	1	4	0.0 0.0	0	0	0	0	1	1	2	1	1	0.0 0.0	0	0	0	0	0	3	0	3	1	3	1.0 3.0	0	0	0	1	2
10/27	Green Bay	4	0	4	0	0	0.0 0.0	0	0	0	0	0	2	2	0	0	0.0 0.0	0	0	0	1	0	3	1	4	1	10	1.0 10.0	0	0	0	3	0
11/03	Minnesota	0	0	0	0	0	0.0 0.0	0	0	0	0	2	4	6	0	0	0.0 0.0	0	0	0	0	0	0	1	1	0	0	0.0 0.0	0	0	0	0	0
11/10	at Tennessee	0	1	1	0	0	0.0 0.0	0	0	1	0	1	0	1	0	0	0.0 0.0	0	0	0	0	0	3	0	3	1	9	1.0 9.0	0	0	0	1	0
11/18	at L.A. Chargers	2	2	4	0	0	0.0 0.0	0	0	0	0	0	1	1	0	0	0.0 0.0	1	0	0	0	1	RESERVE/INJURED										
12/01	Oakland	0	3	3	0	0	0.0 0.0	0	0	0	0	0	3	3	0	0	0.0 0.0	0	0	0	0	0	RESERVE/INJURED										
12/08	at New England	1	1	2	0	0	0.0 0.0	0	0	0	0	2	1	3	2	2	0.0 0.0	0	0	0	0	0	RESERVE/INJURED										
12/15	Denver	2	1	3	0	0	0.0 0.0	0	0	0	0	0	0	0	0	0	0.0 0.0	0	0	0	0	0	RESERVE/INJURED										
12/22	at Chicago	3	0	3	0	0	0.0 0.0	0	0	0	0	1	0	1	0	0	0.0 0.0	0	0	0	0	0	RESERVE/INJURED										
12/29	L.A. Chargers	3	1	4	0	0	0.0 0.0	0	0	0	0	0	3	3	0	0	0.0 0.0	0	0	0	0	0	RESERVE/INJURED										
TOTALS		30	20	50	1	4	0.0 0.0	0	0	0	1	18	30	48	3	3	1.0 1.0	1	0	1	1	1	23	9	32	6	40	5.5 37.5	0	0	1	11	3

		ALEX OKAFOR										MIKE PENNEL										REGGIE RAGLAND																							
DATE	OPP.	S	A	TK	TFL	TFLY	SK	SKY	INT	FR	FF	PR	PD	S	A	TK	TFL	TFLY	SK	SKY	INT	FR	FF	PR	PD	S	A	TK	TFL	TFLY	SK	SKY	INT	FR	FF	PR	PD								
09/08	at Jacksonville	2	1	3	0	0	0	0.0	0.0	0	0	0	1																																
09/15	at Oakland	0	0	0	0	0	0.0	0.0	0	0	0	0		NOT ON ROSTER										INACTIVE																					
09/22	Baltimore	2	2	4	0	0	0.0	0.0	0	0	0	0		NOT ON ROSTER										INACTIVE																					
09/29	at Detroit	1	1	2	1	5	1.0	5.0	0	0	0	2	0	NOT ON ROSTER										1	0	1	0	0	0.0	0.0	0	0	0	0	0	0	0	0	0	0	0				
10/06	Indianapolis	INACTIVE												NOT ON ROSTER										0	0	0	0	0	0.0	0.0	0	0	0	0	0	0	0	0	0	0	0				
10/13	Houston	3	1	4	0	0	0.0	0.0	0	0	0	1	0	NOT ON ROSTER										1	0	1	1	2	0.0	0.0	0	0	0	0	0	0	0	0	0	0	0				
10/17	at Denver	4	0	4	2	14	2.0	13.0	0	0	1	3	0	NOT ON ROSTER										2	0	2	1	6	1.0	6.0	0	1	0	1	1	0	1	0	1	0	1	0			
10/27	Green Bay	0	1	1	0	0	0.0	0.0	0	0	0	1	0	2	0	2	0	0	0.0	0.0	0	0	0	0	0	2	2	4	0	0	0.0	0.0	0	0	0	0	0	0	0	0					
11/03	Minnesota	INACTIVE												1	2	3	0	0	0.0	0.0	0	0	0	0	0	4	2	6	0	0	0.0	0.0	0	0	0	0	0	0	0	0	0	0			
11/10	at Tennessee	INACTIVE												INACTIVE										1	0	1	0	0	0.0	0.0	0	0	0	0	0	0	0	0	0	0	0	0	0		
11/18	at L.A. Chargers	INACTIVE												2	1	3	2	11	1.0	8.0	0	0	0	2	0	2	1	3	0	0	0.0	0.0	0	0	0	0	0	0	0	0	0	0	0	0	0
12/01	Oakland	0	0	0	0	0	0.0	0.0	0	0	0	0	0	1	2	3	0	0	0.0	0.0	0	0	0	0	0	4	1	5	0	0	0.0	0.0	0	0	0	0	0	0	0	0	0				
12/08	at New England	2	0	2	1	6	1.0	6.0	0	0	0	1	0	2	1	3	0	0	0.0	0.0	0	0	0	0	2	0	2	0	0	0.0	0.0	0	0	0	1	0	1	0	1	0					
12/15	Denver	1	1	2	1	9	1.0	9.0	0	0	0	1	0	1	2	3	0	0	0.0	0.0	0	0	0	0	1	0	1	0	0	0.0	0.0	0	0	0	0	0	0	0	0	0					
12/22	at Chicago	RESERVE/INJURED												0	1	1	0	0	0.0	0.0	0	0	0	0	0	1	0	1	1	3	1.0	3.0	0	0	0	1	0	1	0	1	0				
12/29	L.A. Chargers	RESERVE/INJURED												4	2	6	0	0	0.0	0.0	0	0	0	0	0	2	0	2	1	3	0.0	0.0	0	0	0	0	0	0	0	0	0	0	0	0	0
TOTALS		15	7	22	5	34	5.0	33.0	0	0	1	9	1	13	11	24	2	11	1.0	8.0	0	0	0	2	0	23	6	29	4	14	2.0	9.0	0	1	0	3	0	0							

		KHALEN SAUNDERS										DANIEL SORENSEN										TERRELL SUGGS													
DATE	OPP.	S	A	TK	TFL TFLY	SK SKY	INT	FR	FF	PR	PD	S	A	TK	TFL TFLY	SK SKY	INT	FR	FF	PR	PD	S	A	TK	TFL TFLY	SK SKY	INT	FR	FF	PR	PD				
09/08	at Jacksonville	INACTIVE										0 0 0 0 0.0 0.0 0 0 0 0										Cardinals													
09/15	at Oakland	INACTIVE										0 0 0 0 0.0 0.0 0 0 0 0										Cardinals													
09/22	Baltimore	INACTIVE										2 0 2 0 0.0 0.0 0 0 0 0										Cardinals													
09/29	at Detroit	INACTIVE										2 0 2 0 0.0 0.0 0 0 0 1										Cardinals													
10/06	Indianapolis	1	0	1	0 0	0.0 0.0	0	0	0	0	0	1	1	2	0 0	0.0 0.0	0	0	0	0	0	Cardinals													
10/13	Houston	1	1	2	0 0	0.0 0.0	0	0	0	0	0	2	1	3	0 0	0.0 0.0	0	0	0	0	0	Cardinals													
10/17	at Denver	1	1	2	0 0	0.0 0.0	0	0	0	0	0	1	1	2	0 0	0.0 0.0	0	0	0	0	0	Cardinals													
10/27	Green Bay	2	1	3	0 0	1.0 0.0	0	0	0	1	0	3	0	3	0 0	0.0 0.0	0	0	0	0	0	Cardinals													
11/03	Minnesota	1	2	3	0 0	0.0 0.0	0	0	0	1	1	2	2	4	1 7	0.0 0.0	0	0	0	0	0	Cardinals													
11/10	at Tennessee	1	0	1	0 0	0.0 0.0	0	0	0	0	0	5	4	9	0 0	0.0 0.0	0	0	0	0	0	Cardinals													
11/18	at L.A. Chargers	1	1	2	0 0	0.0 0.0	0	0	0	0	0	6	2	8	0 0	0.0 0.0	1	0	0	0	1	Cardinals													
12/01	Oakland	1	2	3	0 0	0.0 0.0	0	0	0	0	0	4	0	4	0 0	0.0 0.0	0	0	0	0	1	Cardinals													
12/08	at New England	2	0	2	0 0	0.0 0.0	0	0	0	0	0	1	1	2	0 0	0.0 0.0	0	0	0	1	0	Cardinals													
12/15	Denver	0	0	0	0 0	0.0 0.0	0	0	0	0	0	2	0	2	0 0	0.0 0.0	0	0	0	0	0	NOT ON ROSTER													
12/22	at Chicago	2	1	3	0 0	0.0 0.0	0	0	0	0	0	4	0	4	0 0	0.0 0.0	1	0	0	0	1	0	0	1	1	2	1	8	1.0 8.0	0	0	0	0	2	0
12/29	L.A. Chargers	0	0	0	0 0	0.0 0.0	0	0	0	0	0	4	1	5	0 0	0.0 0.0	1	0	0	0	0	1	1	2	3	1	8	1.0 8.0	0	0	0	0	2	0	
TOTALS		13	9	22	0 0	1.0 0.0	0	0	0	2	1	39	13	52	1 7	0.0 0.0	2	0	0	2	4														



# INDIVIDUAL GXG STATS: DEFENSIVE



		JUAN THORNHILL												CHARVARIUS WARD												ARMANI WATTS												
DATE	OPP.	S	A	TK	TFL	TFL TFLY	SK	SKY	INT	FR	FF	PR	PD	S	A	TK	TFL	TFLY	SK	SKY	INT	FR	FF	PR	PD	S	A	TK	TFL	TFLY	SK	SKY	INT	FR	FF	PR	PD	
09/08	at Jacksonville	5	3	8	0	0	0	0.0	0.0	0	0	0	0	5	2	7	0	0	0.0	0.0	0	0	0	0	0	0	0	0	0	0	0.0	0.0	0	0	0	0	0	0
09/15	at Oakland	3	0	3	0	0	0.0	0.0	0	0	0	0	0	3	1	4	0	0	0.0	0.0	1	0	1	0	2	0	0	0	0	0	0.0	0.0	0	0	0	0	0	0
09/22	Baltimore	2	0	2	0	0	0.0	0.0	0	0	0	0	0	4	1	5	0	0	0.0	0.0	0	0	0	0	0	0	0	0	0	0	0.0	0.0	0	0	0	0	0	0
09/29	at Detroit	2	0	2	0	0	0.0	0.0	0	0	0	0	1	6	0	6	0	0	0.0	0.0	0	0	0	0	0	0	0	0	0	0	0.0	0.0	0	0	0	0	0	0
10/06	Indianapolis	2	1	3	0	0	0.0	0.0	0	0	0	0	0	4	2	6	0	0	0.0	0.0	0	0	0	0	1	0	0	0	0	0	0.0	0.0	0	0	0	0	0	0
10/13	Houston	4	0	4	0	0	0.0	0.0	1	0	0	0	1	7	1	8	0	0	0.0	0.0	1	0	0	0	1	0	0	0	0	0	0.0	0.0	0	0	0	0	0	0
10/17	at Denver	2	1	3	0	0	0.0	0.0	0	0	0	0	0	2	1	3	0	0	0.0	0.0	0	0	0	0	0	1	0	1	1	7	1.0	7.0	0	0	0	1	0	
10/27	Green Bay	3	2	5	0	0	0.0	0.0	0	0	0	0	0	3	1	4	0	0	0.0	0.0	0	0	0	0	1	0	0	0	0	0	0.0	0.0	0	0	0	0	0	0
11/03	Minnesota	4	0	4	0	0	0.0	0.0	0	0	0	0	0	4	2	6	0	0	0.0	0.0	0	0	0	0	1	0	0	0	0	0	0.0	0.0	0	0	0	0	0	0
11/10	at Tennessee	2	3	5	0	0	0.0	0.0	0	0	0	0	0	3	1	4	0	0	0.0	0.0	0	0	0	0	0	0	0	0	0	0	0.0	0.0	0	0	0	0	0	0
11/18	at L.A. Chargers	2	1	3	0	0	0.0	0.0	0	0	0	0	1	1	1	2	0	0	0.0	0.0	0	0	0	0	3	0	2	2	0	0	0.0	0.0	0	0	0	0	0	0
12/01	Oakland	2	1	3	0	0	0.0	0.0	1	0	0	0	1	2	0	2	0	0	0.0	0.0	0	0	0	0	0	1	0	1	0	0	0.0	0.0	0	0	0	0	0	0
12/08	at New England	3	1	4	0	0	0.0	0.0	0	0	0	0	0	1	0	1	0	0	0.0	0.0	0	0	0	0	0	0	0	0	0	0	0.0	0.0	0	0	0	0	0	0
12/15	Denver	2	2	4	0	0	0.0	0.0	1	0	0	0	1	4	2	6	0	0	0.0	0.0	0	0	0	0	0	0	0	0	0	0	0.0	0.0	0	0	0	0	0	0
12/22	at Chicago	3	0	3	0	0	0.0	0.0	0	0	0	0	0	3	0	3	0	0	0.0	0.0	0	0	0	0	1	0	0	0	0	0	0.0	0.0	0	0	0	0	0	0
12/29	L.A. Chargers	0	1	1	0	0	0.0	0.0	0	0	0	0	0	4	3	7	0	0	0.0	0.0	0	0	0	0	0	3	0	3	0	0	0.0	0.0	0	0	0	0	0	0
TOTALS		41	16	57	0	0	0.0	0.0	3	0	0	0	5	56	18	74	0	0	0.0	0.0	2	0	1	0	10	5	2	7	1	7	1.0	7.0	0	0	0	1	0	0

		XAVIER WILLIAMS												DAMIEN WILSON											
		TFL																							
DATE	OPP.	S	A	TK	TFL	Y	SK	SKY	INT	FR	FF	PR	PD	S	A	TK	TFL	TFLY	SK	SKY	INT	FR	FF	PR	PD
09/08	at Jacksonville	0	0	0	0	0	0.0	0.0	0	0	0	0	0	5	0	5	0	0	0.0	0.0	0	0	1	0	0
09/15	at Oakland	3	0	3	0	0	0.0	0.0	0	0	0	0	0	2	3	5	0	0	0.0	0.0	0	0	0	0	1
09/22	Baltimore	1	1	2	0	0	0.0	0.0	0	0	0	0	0	4	1	5	0	0	0.5	0.5	0	0	0	1	0
09/29	at Detroit	2	0	2	0	0	0.0	0.0	0	0	1	0	0	7	1	8	1	1	0.0	0.0	0	0	0	0	0
10/06	Indianapolis	1	0	1	0	0	0.0	0.0	0	0	0	0	0	7	5	12	0	0	0.0	0.0	0	0	0	0	0
10/13	Houston	RESERVE/INJURED												3	3	6	0	0	0.0	0.0	0	0	0	0	0
10/17	at Denver	RESERVE/INJURED												3	0	3	0	0	0.0	0.0	0	0	0	0	0
10/27	Green Bay	RESERVE/INJURED												5	2	7	1	9	1.0	9.0	0	0	0	3	0
11/03	Minnesota	RESERVE/INJURED												4	3	7	0	0	0.0	0.0	0	0	0	0	0
11/10	at Tennessee	RESERVE/INJURED												0	1	1	0	0	0.0	0.0	0	0	0	0	0
11/18	at L.A. Chargers	RESERVE/INJURED												3	3	6	0	0	0.0	0.0	0	0	0	0	0
12/01	Oakland	RESERVE/INJURED												1	1	2	0	0	0.0	0.0	0	0	0	0	0
12/08	at New England	RESERVE/INJURED												4	2	6	1	2	0.0	0.0	0	0	0	0	0
12/15	Denver	RESERVE/INJURED												2	1	3	0	0	0.0	0.0	0	0	0	0	0
12/22	at Chicago	RESERVE/INJURED												1	0	1	0	0	0.0	0.0	0	0	0	0	0
12/29	L.A. Chargers	INACTIVE												1	3	4	0	0	0.0	0.0	0	0	0	0	0
TOTALS		7	1	8	0	0	0.0	0.0	0	0	1	0	0	52	29	81	3	12	1.5	9.5	0	0	1	4	1



# INDIVIDUAL GXG STATS: DEFENSIVE



## 2019 POSTSEASON INDIVIDUAL DEFENSIVE GAME-BY-GAME STATS

		BASHAUD BREELAND										FRANK CLARK										RASHAD FENTON													
DATE	OPP.	S	A	TK	TFL TFLY	SK SKY	INT	FR	FF	PR	PD	S	A	TK	TFL TFLY	SK SKY	INT	FR	FF	PR	PD	S	A	TK	TFL TFLY	SK SKY	INT	FR	FF	PR	PD				
01/12	Houston	6	1	7	0	0	0	0	0	0	1	4	0	4	3	25	3.0	25.0	0	0	0	4	0	5	0	5	1	14	1.0	14.0	0	0	0	1	1
01/19	Tennessee	3	1	4	0	0	0	0	0	0	1	1	3	4	1	17	1.0	17.0	0	0	0	1	0	0	1	1	0	0	0	0	0	0	0	0	
02/02	San Francisco																																		
TOTALS		9	2	11	0	0	0	0	0	0	2	5	3	8	4	42	4.0	42.0	0	0	0	5	0	5	1	6	1	14	1.0	14.0	0	0	0	1	1

		KENDALL FULLER										MECOLE HARDMAN										ANTHONY HITCHENS										
DATE	OPP.	S	A	TK	TFL TFLY	SK SKY	INT	FR	FF	PR	PD	S	A	TK	TFL TFLY	SK SKY	INT	FR	FF	PR	PD	S	A	TK	TFL TFLY	SK SKY	INT	FR	FF	PR	PD	
01/12	Houston	1	0	1	0	0	0	0	0	0	0	0	0	0	0	0	0	0	0	0	0	2	1	3	0	0	0	0	0	0	0	0
01/19	Tennessee	0	0	0	0	0	0.0	0.0	0	0	0	0	0	0	0	0	0.0	0.0	0	0	0	3	1	4	0	0	0.0	0.0	0	0	0	0
02/02	San Francisco																															
TOTALS		1	0	1	0	0	0.0	0.0	0	0	0	0	1	0	1	0	0	0.0	0.0	0	0	5	2	7	0	0	0.0	0.0	0	0	0	0

		CHRIS JONES										TANO KPASSAGNON										TYRANN MATHIEU															
DATE	OPP.	S	A	TK	TFL	TFLY	SK	SKY	INT	FR	FF	PR	PD	S	A	TK	TFL	TFLY	SK	SKY	INT	FR	FF	PR	PD	S	A	TK	TFL	TFLY	SK	SKY	INT	FR	FF	PR	PD
01/12	Houston	INACTIVE												0	1	1	0	0	0.0	0.0	0	0	0	1	0												
01/19	Tennessee	1	1	2	0	0	0.0	0.0	0	0	0	1	0	2	0	2	2	10	2.0	10.0	0	0	0	2	1	6	3	9	1	2	0.0	0.0	0	0	0	0	1
02/02	San Francisco																																				
TOTALS		1	1	2	0	0	0.0	0.0	0	0	0	1	0	2	1	3	2	10	2.0	10.0	0	0	0	3	1	9	3	12	1	2	0.0	0.0	0	0	0	0	3

		BEN NIEMANN										DERRICK NNADI										DORIAN O'DANIEL															
DATE	OPP.	S	A	TK	TFL	TFLY	SK	SKY	INT	FR	FF	PR	PD	S	A	TK	TFL	TFLY	SK	SKY	INT	FR	FF	PR	PD	S	A	TK	TFL	TFLY	SK	SKY	INT	FR	FF	PR	PD
01/12	Houston	2	2	4	0	0	0.0	0.0	0	0	0	0	0	1	1	2	0	0	0.0	0.0	0	0	0	0	0	1	1	2	1	1	1.0	1.0	0	0	0	1	0
01/19	Tennessee	1	0	1	0	0	0.0	0.0	0	0	0	0	0	0	1	1	0	0	0.0	0.0	0	0	0	0	0	0	0	0	0	0	0.0	0.0	0	0	0	0	0
02/02	San Francisco																																				
TOTALS		3	2	5	0	0	0.0	0.0	0	0	0	0	0	1	2	3	0	0	0.0	0.0	0	0	0	0	0	1	1	2	1	1	1.0	1.0	0	0	0	1	0

		MIKE PENNEL										REGGIE RAGLAND										KHALEN SAUNDERS											
DATE	OPP.	S	A	TK	TFL TFLY	SK SKY	INT	FR	FF	PR	PD	S	A	TK	TFL TFLY	SK SKY	INT	FR	FF	PR	PD	S	A	TK	TFL TFLY	SK SKY	INT	FR	FF	PR	PD		
01/12	Houston	2	0	2	0	0	0	0	0	0	0	3	1	4	1	1	0.0	0.0	0	0	0	0	1	0	1	0	0	0.0	0.0	0	0	0	0
01/19	Tennessee	0	4	4	0	0	0.0	0.0	0	0	0	2	0	2	0	0	0.0	0.0	0	0	0	0	0	1	1	0	0	0.0	0.0	0	0	0	0
02/02	San Francisco																																
TOTALS		2	4	6	0	0	0.0	0.0	0	0	0	5	1	6	1	1	0.0	0.0	0	0	0	0	1	1	2	0	0	0.0	0.0	0	0	0	0

		DANIEL SORENSEN										TERRELL SUGGS										CHARVARIUS WARD															
DATE	OPP.	S	A	TK	TFL TFLY	SK SKY	INT	FR	FF	PR	PD	S	A	TK	TFL TFLY	SK SKY	INT	FR	FF	PR	PD	S	A	TK	TFL TFLY	SK SKY	INT	FR	FF	PR	PD						
01/12	Houston	4	4	8	0	0	0.0	0.0	0	0	0	0	0	1	1	0	0	0.0	0.0	0	0	0	1	0	3	1	4	0	0	0.0	0.0	0	0	0	0	1	
01/19	Tennessee	6	2	8	1	6	0.0	0.0	0	0	0	0	1	0	1	1	0	0	0.0	0.0	0	0	0	1	1	0	1	0	0	0.0	0.0	0	0	0	0	0	
02/02	San Francisco																																				
TOTALS		10	6	16	1	6	0.0	0.0	0	0	0	0	1	0	2	2	0	0	0.0	0.0	0	0	0	1	1	4	1	5	0	0	0.0	0.0	0	0	0	0	1

		XAVIER WILLIAMS										DAMIEN WILSON													
DATE	OPP.	S	A	TK	TFL	TFLY	SK	SKY	INT	FR	FF	PR	PD	S	A	TK	TFL	TFLY	SK	SKY	INT	FR	FF	PR	PD
01/12	Houston	0	1	1	0	0	0.0	0.0	0	0	0	0	0	5	3	8	0	0	0.0	0.0	0	0	0	0	0
01/19	Tennessee	1	0	1	0	0	0.0	0.0	0	0	0	0	0	6	1	7	1	2	0.0	0.0	0	0	0	0	0
02/02	San Francisco																								
TOTALS		1	1	2	0	0	0.0	0.0	0	0	0	0	0	11	4	15	1	2	0.0	0.0	0	0	0	0	0



# INDIVIDUAL GXG STATS: SPECIAL TEAMS



## 2019 REGULAR SEASON INDIVIDUAL SPECIAL TEAMS GAME-BY-GAME STATS

DATE	OPP.	BLAKE BELL			ALEX BROWN			GEHRIG DIETER			RASHAD FENTON		
		TKL	AST	TOT	TKL	AST	TOT	TKL	AST	TOT	TKL	AST	TOT
09/08	at Jacksonville	0	0	0	PRACTICE SQUAD			NOT ON ROSTER			0	0	0
09/15	at Oakland	0	0	0	PRACTICE SQUAD			NOT ON ROSTER			DID NOT PLAY		
09/22	Baltimore	0	0	0	PRACTICE SQUAD			NOT ON ROSTER			0	0	0
09/29	at Detroit	1	0	1	PRACTICE SQUAD			NOT ON ROSTER			0	0	0
10/06	Indianapolis	0	0	0	PRACTICE SQUAD			NOT ON ROSTER			0	1	1
10/13	Houston	0	0	0	PRACTICE SQUAD			NOT ON ROSTER			1	0	1
10/17	at Denver	0	0	0	PRACTICE SQUAD			PRACTICE SQUAD			0	0	0
10/27	Green Bay	0	0	0	PRACTICE SQUAD			PRACTICE SQUAD			0	0	0
11/03	Minnesota	0	0	0	PRACTICE SQUAD			PRACTICE SQUAD			0	0	0
11/10	at Tennessee	0	0	0	PRACTICE SQUAD			PRACTICE SQUAD			0	0	0
11/18	at L.A. Chargers	INACTIVE			PRACTICE SQUAD			1	0	1	0	0	0
12/01	Oakland	0	0	0	PRACTICE SQUAD			0	1	1	1	0	1
12/08	at New England	1	0	1	0	0	0	PRACTICE SQUAD			INACTIVE		
12/15	Denver	0	0	0	1	0	1	PRACTICE SQUAD			INACTIVE		
12/22	at Chicago	0	0	0	1	0	1	PRACTICE SQUAD			INACTIVE		
12/29	L.A. Chargers	0	0	0	INACTIVE			PRACTICE SQUAD			0	0	0
<b>TOTALS</b>		<b>2</b>	<b>0</b>	<b>2</b>	<b>2</b>	<b>0</b>	<b>2</b>	<b>1</b>	<b>1</b>	<b>2</b>	<b>2</b>	<b>1</b>	<b>3</b>

DATE	OPP.	DARRON LEE			JORDAN LUCAS			BEN NIEMANN			DORIAN O'DANIEL		
		TKL	AST	TOT	TKL	AST	TOT	TKL	AST	TOT	TKL	AST	TOT
09/08	at Jacksonville	0	0	0	INACTIVE			0	0	0	1	0	1
09/15	at Oakland	0	1	1	1	0	1	0	0	0	1	0	1
09/22	Baltimore	0	0	0	1	0	1	0	0	0	0	0	0
09/29	at Detroit	0	0	0	0	0	0	0	0	0	0	0	0
10/06	Indianapolis	0	0	0	0	0	0	0	0	0	INACTIVE		
10/13	Houston	0	0	0	0	0	0	0	0	0	INACTIVE		
10/17	at Denver	0	0	0	0	1	1	1	0	1	0	0	0
10/27	Green Bay	1	0	1	0	0	0	0	0	0	1	0	1
11/03	Minnesota	1	1	2	1	0	1	0	0	0	0	2	2
11/10	at Tennessee	1	0	1	0	0	0	0	0	0	0	0	0
11/18	at L.A. Chargers	0	0	0	0	0	0	0	0	0	0	0	0
12/01	Oakland	1	0	1	INACTIVE			0	0	0	1	0	1
12/08	at New England	0	0	0	0	1	1	2	0	2	1	1	2
12/15	Denver	0	0	0	0	0	0	1	0	1	0	0	0
12/22	at Chicago	1	0	1	0	0	0	0	0	0	0	0	0
12/29	L.A. Chargers	1	0	1	0	0	0	1	1	2	0	0	0
<b>TOTALS</b>		<b>6</b>	<b>2</b>	<b>8</b>	<b>3</b>	<b>2</b>	<b>5</b>	<b>5</b>	<b>1</b>	<b>6</b>	<b>5</b>	<b>3</b>	<b>8</b>

DATE	OPP.	BYRON PRINGLE			REGGIE RAGLAND			ANTHONY SHERMAN			DANIEL SORENSEN		
		TKL	AST	TOT	TKL	AST	TOT	TKL	AST	TOT	TKL	AST	TOT
09/08	at Jacksonville	0	0	0	INACTIVE			0	0	0	1	0	1
09/15	at Oakland	0	0	0	INACTIVE			1	0	1	0	0	0
09/22	Baltimore	0	0	0	0	0	0	0	0	0	1	0	1
09/29	at Detroit	0	0	0	0	0	0	0	0	0	2	0	2
10/06	Indianapolis	0	0	0	0	1	1	1	0	1	0	0	0
10/13	Houston	0	0	0	0	0	0	0	0	0	0	0	0
10/17	at Denver	2	0	2	0	0	0	0	1	1	0	0	0
10/27	Green Bay	0	0	0	0	0	0	1	0	1	0	0	0
11/03	Minnesota	0	1	1	0	0	0	0	0	0	0	0	0
11/10	at Tennessee	0	1	1	0	0	0	1	0	1	0	0	0
11/18	at L.A. Chargers	0	1	1	0	0	0	0	1	1	0	0	0
12/01	Oakland	1	0	1	0	0	0	0	0	0	0	0	0
12/08	at New England	0	0	0	0	0	0	1	1	2	0	0	0
12/15	Denver	1	0	1	0	0	0	0	0	0	0	0	0
12/22	at Chicago	0	0	0	0	0	0	0	0	0	1	0	1
12/29	L.A. Chargers	0	0	0	0	0	0	0	0	0	0	0	0
<b>TOTALS</b>		<b>4</b>	<b>3</b>	<b>7</b>	<b>0</b>	<b>1</b>	<b>1</b>	<b>5</b>	<b>3</b>	<b>8</b>	<b>5</b>	<b>0</b>	<b>5</b>



# INDIVIDUAL GXG STATS: SPECIAL TEAMS



	DARWIN THOMPSON			JUAN THORNHILL			ARMANI WATTS			JAMES WINCHESTER		
DATE OPP.	TKL	AST	TOT	TKL	AST	TOT	TKL	AST	TOT	TKL	AST	TOT
09/08 at Jacksonville	0	0	0	0	0	0	0	0	0	0	0	0
09/15 at Oakland	0	0	0	0	0	0	0	0	0	0	0	0
09/22 Baltimore	0	0	0	0	0	0	0	0	0	0	0	0
09/29 at Detroit	0	0	0	0	0	0	1	0	1	0	0	0
10/06 Indianapolis	INACTIVE			0	0	0	0	0	0	0	0	0
10/13 Houston	0	0	0	0	0	0	1	0	1	0	0	0
10/17 at Denver	INACTIVE			0	0	0	0	0	0	0	0	0
10/27 Green Bay	0	0	0	0	0	0	0	0	0	0	0	0
11/03 Minnesota	INACTIVE			0	0	0	1	0	1	1	0	1
11/10 at Tennessee	0	0	0	0	0	0	1	1	2	0	0	0
11/18 at L.A. Chargers	INACTIVE			0	0	0	2	0	2	0	0	0
12/01 Oakland	0	0	0	1	0	1	0	0	0	0	1	1
12/08 at New England	0	0	0	0	0	0	0	0	0	0	0	0
12/15 Denver	0	0	0	0	0	0	0	0	0	0	0	0
12/22 at Chicago	0	0	0	0	0	0	1	0	1	0	0	0
12/29 L.A. Chargers	1	0	1	0	0	0	1	1	2	0	0	0
<b>TOTALS</b>	<b>1</b>	<b>0</b>	<b>1</b>	<b>1</b>	<b>0</b>	<b>1</b>	<b>8</b>	<b>2</b>	<b>10</b>	<b>1</b>	<b>1</b>	<b>2</b>



# INDIVIDUAL GXG STATS: SPECIAL TEAMS



## 2019 POSTSEASON INDIVIDUAL SPECIAL TEAMS GAME-BY-GAME STATS

	RASHAD FENTON			JORDAN LUCAS			DORIAN O'DANIEL			BYRON PRINGLE		
DATE OPP.	TKL	AST	TOT	TKL	AST	TOT	TKL	AST	TOT	TKL	AST	TOT
01/12 Houston	1	0	1	0	0	0	1	0	1	1	0	1
01/19 Tennessee	2	0	2	1	0	1	0	0	0	0	0	0
02/02 San Francisco												
<b>TOTALS</b>	<b>3</b>	<b>0</b>	<b>3</b>	<b>1</b>	<b>0</b>	<b>1</b>	<b>1</b>	<b>0</b>	<b>1</b>	<b>1</b>	<b>0</b>	<b>1</b>

	DANIEL SORENSEN			ARMANI WATTS			JAMES WINCHESTER		
DATE OPP.	TKL	AST	TOT	TKL	AST	TOT	TKL	AST	TOT
01/12 Houston	1	0	1	0	0	0	0	0	0
01/19 Tennessee	0	0	0	1	0	1	1	0	1
02/02 San Francisco									
<b>TOTALS</b>	<b>1</b>	<b>0</b>	<b>1</b>	<b>1</b>	<b>0</b>	<b>1</b>	<b>1</b>	<b>0</b>	<b>1</b>



# INDIVIDUAL GXG STATS: PUNT RETURNS



## 2019 REGULAR SEASON INDIVIDUAL GAME-BY-GAME STATS

PUNT RETURNS:		MECOLE HARDMAN						TYREEK HILL						DE'ANTHONY THOMAS					
DATE	OPP.	NO.	YDS	AVG	LG	FC	TD	NO.	YDS	AVG	LG	FC	TD	NO.	YDS	AVG	LG	FC	TD
09/08	at Jacksonville	0	0	0	--	1	0	1	0	0.0	--	0	0	NOT ON ROSTER					
09/15	at Oakland	1	20	20.0	20	0	0	INACTIVE						5	28	5.6	10	0	0
09/22	Baltimore	0	0	0	--	0	0	INACTIVE						1	9	9.0	9	0	0
09/29	at Detroit	0	0	0	--	0	0	INACTIVE						2	3	1.5	9	0	0
10/06	Indianapolis	0	0	0	--	0	0	INACTIVE						2	1	0.5	2	1	0
10/13	Houston	0	0	0	--	0	0	0	0	0	--	0	0	0	0	0	--	0	0
10/17	at Denver	1	36	36.0	36	0	0	0	0	0	--	0	0	3	14	4.7	8	0	0
10/27	Green Bay	1	18	18.0	18	0	0	0	0	0	--	0	0	Ravens					
11/03	Minnesota	2	17	8.5	15	1	0	0	0	0	--	0	0	NOT ON ROSTER					
11/10	at Tennessee	1	5	5.0	5	2	0	0	0	0	--	0	0	Ravens					
11/18	at L.A. Chargers	2	22	11.0	15	0	0	0	0	0	--	0	0	Ravens					
12/01	Oakland	0	0	0	--	1	0	0	0	0	--	0	0	Ravens					
12/08	at New England	3	20	6.7	9	0	0	0	0	0	--	0	0	Ravens					
12/15	Denver	2	-2	-1.0	--	1	0	0	0	0	--	0	0	Ravens					
12/22	at Chicago	2	10	5.0	9	0	0	0	0	0	--	0	0	Ravens					
12/29	L.A. Chargers	3	21	7.0	15	0	0	0	0	0	--	0	0	Ravens					
<b>TOTALS</b>		<b>18</b>	<b>167</b>	<b>9.3</b>	<b>36</b>	<b>6</b>	<b>0</b>	<b>1</b>	<b>0</b>	<b>0.0</b>	<b>0</b>	<b>0</b>	<b>0</b>	<b>13</b>	<b>55</b>	<b>4.2</b>	<b>10</b>	<b>1</b>	<b>0</b>



# INDIVIDUAL GXG STATS: KICKOFF RETURNS



## 2019 REGULAR SEASON INDIVIDUAL GAME-BY-GAME STATS

KICKOFF RETURNS:		MECOLE HARDMAN						BYRON PRINGLE						DE'ANTHONY THOMAS					
DATE	OPP.	NO.	YDS	AVG	LG	FC	TD	NO.	YDS	AVG	LG	FC	TD	NO.	YDS	AVG	LG	FC	TD
09/08	at Jacksonville	2	45	22.5	27	0	0	0	0	0	--	0	0	NOT ON ROSTER					
09/15	at Oakland	1	18	18.0	18	0	0	0	0	0	--	0	0	1	19	19.0	19	0	0
09/22	Baltimore	0	0	0	--	1	0	0	0	0	--	0	0	0	0	0	--	0	0
09/29	at Detroit	1	29	29.0	29	0	0	2	41	20.5	22	0	0	3	72	24.0	29	0	0
10/06	Indianapolis	1	22	22.0	22	0	0	0	0	0	--	0	0	0	0	0	--	0	0
10/13	Houston	2	41	20.5	22	0	0	0	0	0	--	0	0	3	64	21.3	24	0	0
10/17	at Denver	0	0	0	--	0	0	0	0	0	--	0	0	0	0	0	--	0	0
10/27	Green Bay	3	68	22.7	26	0	0	0	0	0	--	0	0	Ravens					
11/03	Minnesota	4	101	25.3	34	0	0	0	0	0	--	0	0	NOT ON ROSTER					
11/10	at Tennessee	4	90	22.5	30	0	0	0	0	0	--	0	0	Ravens					
11/18	at L.A. Chargers	0	0	0	--	0	0	0	0	0	--	0	0	Ravens					
12/01	Oakland	1	23	23.0	23	0	0	0	0	0	--	0	0	Ravens					
12/08	at New England	3	73	24.3	31	0	0	0	0	0	--	0	0	Ravens					
12/15	Denver	1	20	20.0	20	0	0	0	0	0	--	0	0	Ravens					
12/22	at Chicago	2	57	28.5	32	0	0	0	0	0	--	0	0	Ravens					
12/29	L.A. Chargers	2	117	58.5	104t	0	1	0	0	0	--	0	0	Ravens					
TOTALS		27	704	26.1	104t	1	1	2	41	20.5	22	0	0	7	155	22.1	29	0	0

KICKOFF RETURNS:		DARWIN THOMPSON					
DATE	OPP.	NO.	YDS	AVG	LG	FC	TD
09/08	at Jacksonville	0	0	0	--	0	0
09/15	at Oakland	0	0	0	--	0	0
09/22	Baltimore	0	0	0	--	0	0
09/29	at Detroit	0	0	0	--	0	0
10/06	Indianapolis	INACTIVE					
10/13	Houston	0	0	0	--	0	0
10/17	at Denver	INACTIVE					
10/27	Green Bay	1	27	27.0	27	0	0
11/03	Minnesota	INACTIVE					
11/10	at Tennessee	0	0	0	--	0	0
11/18	at L.A. Chargers	INACTIVE					
12/01	Oakland	0	0	0	--	0	0
12/08	at New England	0	0	0	--	0	0
12/15	Denver	0	0	0	--	0	0
12/22	at Chicago	0	0	0	--	0	0
12/29	L.A. Chargers	0	0	0	--	0	0
TOTALS		1	27	27.0	27	0	0



# INDIVIDUAL GXG STATS: KICKOFF RETURNS



## 2019 POSTSEASON INDIVIDUAL GAME-BY-GAME STATS

KICKOFF RETURNS:		MECOLE HARDMAN						TYREEK HILL					
DATE	OPP.	NO.	YDS	AVG	LG	FC	TD	NO.	YDS	AVG	LG	FC	TD
01/12	Houston	6	142	23.7	58	0	0	0	0	0	--	0	0
01/19	Tennessee	4	86	21.5	35	0	0	1	19	19.0	19	0	0
02/02	San Francisco												
TOTALS		10	228	22.8	58	0	0	1	19	19.0	19	0	0



# PLAYER PARTICIPATION



2019 REGULAR SEASON KANSAS CITY CHIEFS PLAYER PARTICIPATION																				
PLAYERS	@ JAX 9/8	@ OAK 9/15	BAL 9/22	@ DET 9/29	IND 10/6	HOU 10/13	@ DEN 10/17	GB 10/27	MIN 11/3	@ TEN 11/10	@ LAC 11/18	OAK 12/1	@ NE 12/8	DEN 12/15	@ CHI 12/22	LAC 12/29	GP	GS	DNP	IN
Allegretti, Nick	*	*	*	*	*	*	*	*	*	*	*	*	*	*	*	*	7	0	0	9
Allen, Jeff	P	P	P	P	NOT	NOT	NOT	NOT	NOT	NOT	NOT	NOT	NOT	NOT	NOT	NOT	4	0	0	0
Barton, Jackson	^	^	^	^	^	^	^	^	^	^	^	^	^	^	^	^	0	0	0	6
Bell, Blake	P	TE	TE	P	TE	TE	TE	P	TE	P	*	P	P	P	TE	P	15	7	0	1
Breeland, Bashaud	LCB	RCB	LCB	LCB	RCB	LCB	LCB	LCB	P	LCB	LCB	RCB	LCB	LCB	LCB	LCB	16	15	0	0
Brown, Alex	PS	PS	PS	PS	PS	PS	PS	PS	PS	PS	PS	PS	PS	P	P	*	3	0	0	1
Butker, Harrison	P	P	P	P	P	P	P	P	P	P	P	P	P	P	P	P	16	0	0	0
Claiborne, Morris	R/SUS	R/SUS	R/SUS	R/SUS	P	P	P	P	LCB	P	P	P	*	*	*	*	8	1	0	4
Clark, Frank	RDE	RDE	RDE	RDE	RDE	RDE	LDE	*	*	P	RDE	RDE	P	P	LDE	RDE	14	11	0	2
Colquitt, Dustin	P	P	P	P	P	P	P	P	P	P	P	P	P	P	P	P	16	0	0	0
Davis, Felton	IR	IR	IR	IR	IR	IR	IR	IR	IR	IR	IR	IR	IR	IR	IR	IR	0	0	0	0
Dieter, Gehrig	NOT	NOT	NOT	NOT	NOT	NOT	PS	PS	PS	PS	PS	P	P	PS	PS	PS	2	0	0	0
Duvernay-Tardif, Laurent	RG	RG	RG	RG	RG	RG	RG	RG	*	*	RG	RG	RG	RG	RG	RG	14	14	0	2
Erving, Cam	DNP	P	LT	LT	LT	LT	LT	LT	LT	LT	P	DNP	P	P	DNP	P	13	8	3	0
Fenton, Rashad	P	DNP	P	P	P	P	P	P	P	P	P	P	*	*	*	*	12	0	1	3
Fisher, Eric	LT	LT	*	*	*	*	*	*	*	*	LT	LT	LT	LT	LT	LT	8	8	0	8
Fortson, Jody	PS	PS	PS	PS	PS	PS	PS	PS	PS	PS	PS	PS	PS	PS	PS	PS	0	0	0	0
Fox, Jack	NOT	NOT	NOT	NOT	NOT	NOT	NOT	NOT	PS	NOT	NOT	NOT	^	^	^	^	0	0	0	0
Fuller, Kendall	CB	P	CB	CB	CB	P	*	*	*	*	*	P	P	P	P	P	11	4	0	5
Grayson, Davon	IR	IR	IR	IR	NOT	NOT	NOT	NOT	NOT	NOT	NOT	NOT	NOT	NOT	NOT	NOT	0	0	0	0
Hardman, Mecole	P	WR	P	WR	P	P	WR	P	WR	P	P	P	P	P	P	P	16	5	0	0
Harris, Darius	R/NFIN	R/NFIN	R/NFIN	R/NFIN	R/NFIN	R/NFIN	R/NFIN	R/NFIN	R/NFIN	R/NFIN	R/NFIN	R/NFIN	R/NFIN	R/NFIN	R/NFIN	R/NFIN	0	0	0	0
Harris, Demone	^	^	^	^	^	^	^	^	^	^	^	^	P	P	P	P	4	0	0	1
Henne, Chad	IR	IR	IR	IR	IR	IR	IR	IR	DNP	*	*	*	*	*	*	*	0	0	1	7
Hill, Tyreek	WR	*	*	*	*	WR	WR	WR	WR	WR	WR	WR	WR	WR	WR	WR	12	12	0	4
Hitchens, Anthony	LB	LB	LB	LB	LB	*	LB	LB	LB	LB	LB	LB	LB	LB	LB	LB	15	15	0	1
Hoyett, Braxton	NOT	NOT	NOT	NOT	PS	PS	NOT	PS	PS	PS	PS	PS	PS	PS	PS	PS	0	0	0	0
Hunter, Ryan	*	*	P	P	P	PS	PS	PS	PS	PS	PS	PS	PS	PS	PS	PS	3	0	0	2
Ivie, Joey	P	P	PS	PS	PS	PS	PS	PS	PS	P	P	^	^	^	^	^	5	0	0	0
Jones, Chris	RDT	LDT	RDT	LDT	LDT	*	*	*	P	RDT	LDT	RDT	LDT	RDT	LDT	RDT	13	12	0	3
Keizer, Nick	PS	PS	PS	PS	PS	PS	PS	PS	PS	PS	PS	PS	PS	PS	PS	PS	0	0	0	0
Kelce, Travis	TE	TE	TE	TE	TE	TE	TE	TE	TE	TE	TE	TE	TE	TE	TE	TE	16	16	0	0
Kemp, Marcus	IR	IR	IR	IR	IR	IR	IR	IR	IR	IR	IR	IR	IR	IR	IR	IR	0	0	0	0
Kpassagnon, Tanoh	P	P	P	P	P	P	P	P	RDE	RDE	LDE	LDE	RDE	RDE	RDE	LDE	16	8	0	0
Lammons, Chris	^	^	^	^	^	^	^	^	^	^	^	^	PS	PS	PS	PS	0	0	0	0
Lawrence, Devaroe	^	^	^	^	^	^	^	^	^	^	^	PS	PS	PS	PS	PS	0	0	0	0
Lee, Darron	P	LB	P	P	P	P	LB	P	P	P	P	P	P	P	P	P	16	2	0	0
Lovett, John	IR	IR	IR	IR	IR	IR	IR	IR	IR	IR	IR	IR	IR	IR	IR	IR	0	0	0	0
Lucas, Jordan	*	P	P	P	P	P	P	P	P	P	P	*	P	P	P	P	14	0	0	2
Mack, Alizé	^	^	^	^	^	^	^	^	^	^	PS	PS	NOT	NOT	NOT	NOT	0	0	0	0
Mahomes, Patrick	QB	QB	QB	QB	QB	QB	QB	*	*	QB	QB	QB	QB	QB	QB	QB	14	14	0	2
Malveaux, Cameron	PS	PS	PS	PS	PS	PS	PS	PS	PS	PS	PS	PS	PS	PS	PS	PS	0	0	0	0
Marshall, Marcus	PS	PS	PS	PS	PS	NOT	NOT	NOT	NOT	NOT	NOT	NOT	NOT	NOT	NOT	NOT	0	0	0	0
Mathieu, Tyrann	SS	SS	SS	SS	SS	SS	SS	SS	SS	SS	SS	SS	SS	SS	SS	SS	16	16	0	0
McClain, Terrell	^	^	^	^	^	P	P	^	^	^	^	^	^	^	^	^	2	0	0	0
McCoy, LeSean	P	P	RB	RB	P	RB	RB	RB	RB	*	P	RB	RB	RB	*	DNP	13	9	1	2
McGuire, Elijah	^	^	^	^	^	^	^	^	^	^	PS	PS	PS	PS	PS	PS	0	0	0	0
McTyer, Torry	PS	PS	PS	PS	^	^	^	^	^	^	^	^	^	^	^	^	0	0	0	0
Moore, Matt	P	DNP	DNP	DNP	DNP	DNP	P	QB	QB	DNP	DNP	P	DNP	DNP	P	DNP	6	2	10	0
Murray, Jimmy	PS	NOT	NOT	NOT	NOT	NOT	NOT	NOT	NOT	NOT	NOT	NOT	NOT	NOT	NOT	NOT	0	0	0	0
Niemann, Ben	P	P	P	P	P	LB	P	P	P	P	P	P	P	P	P	P	16	1	0	0
Nnadi, Derrick	LDT	RDT	LDT	RDT	RDT	RDT	LDT	LDT	LDT	LDT	RDT	LDT	RDT	LDT	RDT	LDT	16	16	0	0
O'Daniel, Dorian	P	P	P	P	*	*	P	P	P	P	P	P	P	P	P	P	14	0	0	2
Ogbah, Emmanuel	P	P	P	P	LDE	P	P	RDE	LDE	LDE	IR	IR	IR	IR	IR	IR	10	4	0	0
Okafor, Alex	LDE	LDE	LDE	LDE	*	LDE	RDE	LDE	*	*	*	P	LDE	LDE	IR	IR	10	9	0	4
Pennel, Mike	NOT	NOT	NOT	NOT	NOT	NOT	NOT	P	P	*	P	P	P	P	P	P	8	0	0	1
Pringle, Byron	P	P	P	P	P	P	P	P	P	P	P	P	P	P	P	P	16	0	0	0
Ragland, Reggie	*	*	P	P	P	P	P	LB	LB	LB	LB	P	P	P	P	P	14	7	0	2
Rankin, Martinas	*	*	*	*	P	LG	RG	LG	LG	LG	IR	IR	IR	IR	IR	IR	6	5	0	4
Reaser, Keith	IR	IR	IR	IR	IR	IR	IR	IR	IR	IR	IR	IR	IR	IR	IR	IR	0	0	0	0
Reiter, Austin	C	C	C	C	C	C	C	C	C	C	C	C	C	C	C	C	16	16	0	0
Robinson, Demarcus	WR	P	WR	WR	WR	WR	P	WR	P	WR	P	WR	WR	WR	WR	P	16	10	0	0
Saunders, Khalel	*	*	*	*	P	LDT	RDT	RDT	RDT	P	P	P	P	P	P	P	12	4	0	4
Schwartz, Mitchell	RT	RT	RT	RT	RT	RT	RT	RT	RT	RT	RT	RT	RT	RT	RT	RT	16	16	0	0
Senat, Greg	^	^	*	*	*	*	*	*	IR	IR	IR	IR	IR	IR	IR	IR	0	0	0	6
Sherman, Anthony	P	P	P	P	P	P	P	P	P	P	P	P	P	P	P	P	16	0	0	0
Shurmur, Kyle	PS	PS	PS	PS	PS	PS	PS	DNP	NOT	PS	PS	PS	PS	PS	PS	PS	0	0	1	0
Smith, Emmanuel	PS	PS	PS	PS	PS	PS	PS	PS	PS	PS	PS	PS	PS	PS	PS	PS	0	0	0	0
Smith, Tremon	P	NOT	^	^	^	^	^	^	^	^	^	^	^	^	^	^	1	0	0	0
Sorensen, Daniel	P	P	P	P	P	P	P	P	P	P	P	P	P	P	P	P	16	3	0	0
Speaks, Breeland	IR	IR	IR	IR	IR	IR	IR	IR	IR	IR	IR	IR	R/SUS	R/SUS	R/SUS	R/SUS	0	0	0	0
Suggs, Terrell	^	^	^	^	^	^	^	^	^	^	^	^	^	^	^	^	2	0	0	0
Thomas, De'Anthony	NOT	P	P	P	P	P	P	^	^	^	^	^	^	^	^	^	6	0	0	0
Thompson, Cody	PS	PS	PS	PS	PS	PS	PS	PS	PS	^	NOT	^	^	^	^	^	0	0	0	0
Thompson, Darwin	P	P	P	P	*	P	*	P	*	P	*	P	P	P	P	P	12	0	0	4
Thornhill, Juan	FS	FS	FS	FS	FS	FS	FS	FS	FS	FS	FS	FS	FS	FS	FS	FS	16	16	0	0
Ward, Charvarius	RCB	LCB	RCB	RCB	LCB	RCB	RCB	RCB	RCB	RCB	RCB	RCB	RCB	RCB	RCB	RCB	16	16	0	0
Ward, Tim	R/NFIN	R/NFIN	R/NFIN	R/NFIN	R/NFIN	R/NFIN	R/NFIN	R/NFIN	R/NFIN	R/NFIN	R/NFIN	R/NFIN	R/NFIN	R/NFIN	R/NFIN	R/NFIN	0	0	0	0
Ware, Spencer	R/PUP	R/PUP	NOT	NOT	NOT															

## LEGEND:

Starters indicated by position (Bold), \*=Inactive, P=Played, DNP=Did Not Play, R/PUP=Reserve/Physically-Unable-To-Perform, NOT=Not on Roster, IR=Reserve/Injured, PS=Practice Squad, R/SUS=Reserve/League Susp., R/NFIN=Reserve/Non-F



# PLAYER PARTICIPATION



## 2019 POSTSEASON KANSAS CITY CHIEFS PLAYER PARTICIPATION

PLAYERS	HOU 1/12	TEN 1/19	SF 2/2	GP	GS	DNP	IN
Allegretti, Nick	P	P	-	2	0	0	0
Barton, Jackson	*	*	-	0	0	0	2
Bell, Blake	P	P	-	2	0	0	0
Breeland, Bashaud	<b>LCB</b>	<b>LCB</b>	-	2	2	0	0
Brown, Alex	P	P	-	2	0	0	0
Butker, Harrison	P	P	-	2	0	0	0
Claiborne, Morris	*	*	-	0	0	0	2
Clark, Frank	<b>LDE</b>	<b>LDE</b>	-	2	2	0	0
Colquitt, Dustin	P	P	-	2	0	0	0
Davis, Felton	<i>IR</i>	<i>IR</i>	-	0	0	0	0
Dieter, Gehrig	<i>PS</i>	<i>PS</i>	-	0	0	0	0
Duvernay-Tardif, Laurent	<b>RG</b>	<b>RG</b>	-	2	2	0	0
Erving, Cam	<i>DNP</i>	<i>DNP</i>	-	0	0	2	0
Fenton, Rashad	P	P	-	2	0	0	0
Fisher, Eric	<b>LT</b>	<b>LT</b>	-	2	2	0	0
Fortson, Jody	<i>PS</i>	<i>PS</i>	-	0	0	0	0
Fuller, Kendall	<b>CB</b>	<b>CB</b>	-	2	2	0	0
Hardman, Mecole	P	P	-	2	0	0	0
Harris, Darius	<i>R/NFIN</i>	<i>R/NFIN</i>	-	0	0	0	0
Harris, Demone	P	P	-	2	0	0	0
Henne, Chad	*	<i>DNP</i>	-	0	0	1	1
Hill, Tyreek	<b>WR</b>	<b>WR</b>	-	2	2	0	0
Hitchens, Anthony	<b>LB</b>	<b>LB</b>	-	2	2	0	0
Hoyett, Braxton	<i>PS</i>	<i>PS</i>	-	0	0	0	0
Hunter, Ryan	*	*	-	0	0	0	2
Jones, Chris	*	P	-	1	0	0	1
Keizer, Nick	<i>PS</i>	<i>PS</i>	-	0	0	0	0
Kelce, Travis	<b>TE</b>	<b>TE</b>	-	2	2	0	0
Kemp, Marcus	<i>IR</i>	<i>IR</i>	-	0	0	0	0
Kpassagnon, Tanoh	<b>RDE</b>	<b>RDE</b>	-	2	2	0	0
Lammons, Chris	<i>PS</i>	<i>PS</i>	-	0	0	0	0
Lawrence, Devaroe	<i>PS</i>	<i>PS</i>	-	0	0	0	0
Lee, Darron	*	*	-	0	0	0	2
Lovett, John	<i>IR</i>	<i>IR</i>	-	0	0	0	0
Lucas, Jordan	P	P	-	2	0	0	0
Mahomes, Patrick	<b>QB</b>	<b>QB</b>	-	2	2	0	0
Mathieu, Tyrann	<b>SS</b>	<b>SS</b>	-	2	2	0	0
McCoy, LeSean	P	*	-	1	0	0	1
McGuire, Elijah	<i>PS</i>	<i>PS</i>	-	0	0	0	0
Moore, Matt	<i>DNP</i>	*	-	0	0	1	1
Niemann, Ben	P	P	-	2	0	0	0
Nnadi, Derrick	<b>RDT</b>	<b>RDT</b>	-	2	2	0	0
O'Daniel, Dorian	P	P	-	2	0	0	0
Ogbah, Emmanuel	<i>IR</i>	<i>IR</i>	-	0	0	0	0
Okafor, Alex	<i>IR</i>	<i>IR</i>	-	0	0	0	0
Pennel, Mike	<b>LDT</b>	<b>LDT</b>	-	2	2	0	0
Pringle, Byron	P	P	-	2	0	0	0
Ragland, Reggie	P	P	-	2	0	0	0
Rankin, Martinus	<i>IR</i>	<i>IR</i>	-	0	0	0	0
Reaser, Keith	<i>IR</i>	<i>IR</i>	-	0	0	0	0
Reiter, Austin	<b>C</b>	<b>C</b>	-	2	2	0	0
Robinson, Demarcus	<b>WR</b>	<b>WR</b>	-	2	2	0	0
Saunders, Khalel	P	P	-	2	0	0	0
Schwartz, Mitchell	<b>RT</b>	<b>RT</b>	-	2	2	0	0
Senat, Greg	<i>IR</i>	<i>IR</i>	-	0	0	0	0
Sherman, Anthony	P	P	-	2	0	0	0
Shurmur, Kyle	<i>PS</i>	<i>PS</i>	-	0	0	0	0
Smith, Emmanuel	<i>PS</i>	<i>PS</i>	-	0	0	0	0
Sorensen, Daniel	<b>FS</b>	<b>FS</b>	-	2	2	0	0
Speaks, Breeland	<i>IR</i>	<i>IR</i>	-	0	0	0	0
Suggs, Terrell	P	P	-	2	0	0	0
Thompson, Darwin	P	P	-	2	0	0	0
Thornhill, Juan	<i>IR</i>	<i>IR</i>	-	0	0	0	0
Ward, Charvarius	<b>RCB</b>	<b>RCB</b>	-	2	2	0	0
Ward, Tim	<i>R/NFIN</i>	<i>R/NFIN</i>	-	0	0	0	0
Ware, Spencer	<i>IR</i>	<i>IR</i>	-	0	0	0	0
Watkins, Sammy	<b>WR</b>	<b>WR</b>	-	2	2	0	0
Watts, Armani	P	P	-	2	0	0	0
Weber, Mike	<i>PS</i>	<i>PS</i>	-	0	0	0	0
Wells, David	<i>IR</i>	<i>IR</i>	-	0	0	0	0
Williams, Damien	<b>RB</b>	<b>RB</b>	-	2	2	0	0
Williams, Darrel	<i>IR</i>	<i>IR</i>	-	0	0	0	0
Williams, Xavier	P	P	-	2	0	0	0
Wilson, Damien	<b>LB</b>	<b>LB</b>	-	2	2	0	0
Winchester, James	P	P	-	2	0	0	0
Wisniewski, Stefen	<b>LG</b>	<b>LG</b>	-	2	2	0	0
Wylie, Andrew	*	*	-	0	0	0	2
Yelder, Deon	P	P	-	2	0	0	0

### LEGEND:

Starters indicated by position (Bold), P=Played, \*=Inactive, DNP=Did Not Play, IR=Reserve/Injured, PS=Practice Squad, R/NFIN=Reserve/Non-Football Injury, ^=With Other Team







# GAME-BY-GAME CAPTAINS



## 2019 REGULAR SEASON - CAPTAINS

DATE	OPPONENT	OFFENSE	DEFENSE	SPECIAL TEAMS
09/08	at Jacksonville	Patrick Mahomes	Tyrann Mathieu	Dustin Colquitt
09/15	at Oakland	Mitchell Schwartz	Anthony Hitchens	Armani Watts
09/22	Baltimore	Travis Kelce	Byron Pringle	Chris Jones
09/29	at Detroit	Andrew Wylie	Frank Clark	Jordan Lucas
10/06	Indianapolis	Cam Erving	Daniel Sorensen	Damien Wilson
10/13	Houston	Demarcus Robinson	Emmanuel Ogbah	James Winchester
10/17	at Denver	Tyreek Hill	Charvarius Ward	Anthony Sherman
10/27	Green Bay	LeSean McCoy	Reggie Ragland	Harrison Butker
11/03	Minnesota	Sammy Watkins	Tanoh Kpassagnon	Dorian O'Daniel
11/10	at Tennessee	Austin Reiter	Derrick Nnadi	Byron Pringle
11/18	at L.A. Chargers	Patrick Mahomes	Tyrann Mathieu	Dustin Colquitt
12/01	Oakland	Laurent Duvernay-Tardif	Bashaud Breeland	Darrel Williams
12/08	at New England	Anthony Sherman	Anthony Hitchens	Darron Lee
12/15	Denver	Eric Fisher	Kendall Fuller	Byron Pringle
12/22	at Chicago	Damien Williams Demarcus Robinson Andrew Wylie LeSean McCoy Austin Reiter Laurent Duvernay-Tardif Cam Erving Sammy Watkins Eric Fisher Anthony Sherman Mitchell Schwartz Tyreek Hill Patrick Mahomes Travis Kelce Spencer Ware	Chris Jones Bashaud Breeland Derrick Nnadi Tanoh Kpassagnon Charvarius Ward Frank Clark Tyrann Mathieu Daniel Sorensen Reggie Ragland Kendall Fuller Anthony Hitchens	Darron Lee Dorian O'Daniel Damien Wilson Byron Pringle Armani Watts Jordan Lucas James Winchester Harrison Butker Dustin Colquitt Ben Niemann
12/29	L.A. Chargers	Damien Williams	Mike Pennel	Blake Bell

## 2019 POSTSEASON - CAPTAINS

DATE	OPPONENT	OFFENSE	DEFENSE	SPECIAL TEAMS
01/12	Houston	Travis Kelce Patrick Mahomes	Tyrann Mathieu Anthony Hitchens	Dustin Colquitt Harrison Butker
01/19	Tennessee	Travis Kelce Patrick Mahomes	Tyrann Mathieu Anthony Hitchens	Dustin Colquitt Harrison Butker
02/02	San Francisco	--	--	--



# GAME-BY-GAME INACTIVES



## 2019 REGULAR SEASON INACTIVES

DATE	OPPONENT	PLAYERS
09/08	at Jacksonville	Nick Allegretti Ryan Hunter Jordan Lucas Reggie Ragland Martinus Rankin Khalen Saunders Deon Yelder
09/15	at Oakland	Nick Allegretti Tyreek Hill Ryan Hunter Reggie Ragland Martinus Rankin Khalen Saunders Deon Yelder
09/22	Baltimore	Nick Allegretti Eric Fisher Tyreek Hill Martinus Rankin Khalen Saunders Greg Senat Damien Williams
09/29	at Detroit	Nick Allegretti Eric Fisher Tyreek Hill Martinus Rankin Khalen Saunders Greg Senat Damien Williams
10/06	Indianapolis	Nick Allegretti Eric Fisher Tyreek Hill Dorian O'Daniel Alex Okafor Greg Senat Darwin Thompson
10/13	Houston	Eric Fisher Anthony Hitchens Chris Jones Dorian O'Daniel Greg Senat Sammy Watkins Andrew Wylie
10/17	at Denver	Eric Fisher Kendall Fuller Chris Jones Greg Senat Darwin Thompson Sammy Watkins Andrew Wylie
10/27	Green Bay	Frank Clark Eric Fisher Kendall Fuller Chris Jones Patrick Mahomes Greg Senat Andrew Wylie
11/03	Minnesota	Frank Clark Laurent Duvernay-Tardif Eric Fisher Kendall Fuller Patrick Mahomes Alex Okafor Darwin Thompson
11/10	at Tennessee	Laurent Duvernay-Tardif Eric Fisher Kendall Fuller Chad Henne LeSean McCoy Alex Okafor Mike Pennel
11/18	at L.A. Chargers	Nick Allegretti Jackson Barton Blake Bell Kendall Fuller Chad Henne Alex Okafor Darwin Thompson
12/01	Oakland	Nick Allegretti Jackson Barton Demone Harris Chad Henne Jordan Lucas Damien Williams Deon Yelder
12/08	at New England	Nick Allegretti Jackson Barton Morris Claiborne Rashad Fenton Chad Henne Damien Williams Deon Yelder
12/15	Denver	Nick Allegretti Jackson Barton Morris Claiborne Rashad Fenton Chad Henne Damien Williams Deon Yelder
12/22	at Chicago	Jackson Barton Morris Claiborne Rashad Fenton Chad Henne LeSean McCoy Andrew Wylie Deon Yelder
12/29	L.A. Chargers	Jackson Barton Alex Brown Morris Claiborne Chad Henne Xavier Williams Andrew Wylie Deon Yelder



# GAME-BY-GAME INACTIVES



## 2019 POSTSEASON INACTIVES

DATE	OPPONENT	PLAYERS	
01/12	Houston	Jackson Barton Morris Claiborne Chad Henne Ryan Hunter	Chris Jones Darron Lee Andrew Wylie
01/19	Tennessee	Jackson Barton Morris Claiborne Ryan Hunter Darron Lee	LeSean McCoy Matt Moore Andrew Wylie
02/02	San Francisco	--	--



# TURNOVER CHART



## 2019 REGULAR SEASON - DEFENSIVE TAKEAWAYS

DATE	OPPONENT	TAKEAWAY	QTR.	YD-LINE	RESULT
9/8	at Jacksonville	B. Breeland FR (D. Wilson FF) F. Clark INT (G. Minshew II)	3 4	KC-26 JAX-17	TD FG
9/15	at Oakland	B. Breeland INT (D. Carr: touchback) C. Ward INT (D. Carr)	3 3	KC-(-4) KC-45	Punt Fumble
9/22	Baltimore	None			
9/29	at Detroit	C. Jones FR (D. Nnadi FF) B. Breeland FR (X. Williams FF)	3 3	KC-6 KC-0	Fumble TD
10/6	Indianapolis	T. Mathieu INT (J. Brissett)	2	KC-7	Fumble
10/13	Houston	F. Clark FR (F. Clark FF) J. Thornhill INT (D. Watson: touchback) C. Ward INT (D. Watson: touchback)	1 2 3	HST-18 KC-0 KC-(-2)	FG Fumble Punt
10/17	at Denver	R. Ragland FR (A. Hitchens FF)	2	DEN-5	TD
10/27	Green Bay	None			
11/3	Minnesota	None			
11/10	at Tennessee	T. Kpassagnon FR (C. Jones FF)	1	TEN-20	FG
11/18	at L.A. Chargers	D. Nnadi INT (P. Rivers) T. Mathieu INT (P. Rivers) R. Fenton INT (P. Rivers) D. Sorensen INT (P. Rivers: touchback)	2 2 4 4	KC-31 LAC-41 KC-33 KC-(-3)	Punt TD Punt EOG
12/1	Oakland	T. Mathieu INT (D. Carr) J. Thornhill INT (D. Carr)	1 2	KC-48 OAK-46	TD TD
12/8	at New England	B. Breeland INT (T. Brady)	2	NE-39	TD
12/15	Denver	J. Thornhill INT (D. Lock: touchback)	3	KC-(-2)	INT
12/22	at Chicago	None			
12/29	L.A. Chargers	T. Mathieu INT (P. Rivers: touchback) D. Sorensen INT (P. Rivers)	2 4	KC-(-2) LAC-44	End of Half EOG

## 2019 REGULAR SEASON - OFFENSIVE GIVEAWAYS

DATE	OPPONENT	GIVEAWAY	QTR.	YD-LINE	RESULT
9/8	at Jacksonville	None			
9/15	at Oakland	P. Mahomes fumble (B. Mayowa FF; D. Worley FR)	4	OAK-16	Punt
9/22	Baltimore	None			
9/29	at Detroit	D. Williams fumble (T. Flowers FF; A. Robinson FR) S. Watkins fumble (J. Coleman FF; J. Coleman FR)	3 3	KC-31 KC-45	Fumble TD
10/6	Indianapolis	L. McCoy fumble (G. Odum FF; B. Okereke FR)	2	IND-14	Punt
10/13	Houston	P. Mahomes INT (T. Gipson Sr.: touchback) P. Mahomes fumble (C. Omenihu FF; B. McKinney FR)	2 2	HST-(-1) KC-3	TD TD
10/17	at Denver	None			
10/27	Green Bay	L. McCoy fumble (T. Lancaster FF; T. Lancaster FR)	3	KC-27	TD
11/3	Minnesota	None			
11/10	at Tennessee	D. Williams fumble (D. Long Jr. FF; R. Evans FR)	2	TEN-47	TD
11/18	at L.A. Chargers	P. Mahomes INT (R. Jenkins)	1	LAC-27	INT
12/1	Oakland	None			
12/8	at New England	P. Mahomes INT (J. Jackson) T. Kelce fumble (D. McCourty FF; S. Gilmore FR)	1 3	KC-46 NE-43	Punt FG
12/15	Denver	P. Mahomes INT (J. Simmons)	4	DEN-1	Downs
12/22	at Chicago	None			
12/29	L.A. Chargers	P. Mahomes INT (M. Davis)	3	KC-36	TD



# TURNOVER CHART



## 2019 REGULAR SEASON - SPECIAL TEAMS/MISC TAKEAWAYS

DATE	OPPONENT	TAKEAWAY	QTR.	YD-LINE	RESULT
12/1	Oakland	D. O'Daniel FR (R. Fenton FF)	1	OAK-24	Downs

## 2019 REGULAR SEASON - SPECIAL TEAMS/MISC GIVEAWAYS

DATE	OPPONENT	GIVEAWAY	QTR.	YD-LINE	RESULT
9/29	at Detroit	M. Hardman fumble (J. Agnew FF; J. Reeves-Maybin FR)	3	KC-36	Fumble
11/3	Minnesota	M. Hardman fumble (M. Hughes FF; H. Hill FR)	3	KC-38	TD

## 2019 REGULAR SEASON - TURNOVERS

<b>Offense:</b>	13 Giveaways 44 Points (6 TD, 1 FG)	<b>Ratio</b>
<b>Defense:</b>	22 Takeaways 58 Points (7 TD, 3 FG)	+8 (23 takes, 15 gives)
<b>Special Teams:</b>	2 Giveaways 6 Points (1 TD, 0 FG)	<b>Points Off Turnovers Ratio</b>
	1 Takeaway 0 Points (0 TD, 0 FG)	+8 (58 scored, 50 allowed)



# TURNOVER CHART



## 2019 POSTSEASON - DEFENSIVE TAKEAWAYS

DATE	OPPONENT	TAKEAWAY	QTR.	YD-LINE	RESULT
1/12	Houston	None			
1/19	Tennessee	None			
02/02	San Francisco	--	--	--	--

## 2019 POSTSEASON - OFFENSIVE GIVEAWAYS

DATE	OPPONENT	GIVEAWAY	QTR.	YD-LINE	RESULT
1/12	Houston	None			
1/19	Tennessee	None			
02/02	San Francisco	--	--	--	--

## 2019 POSTSEASON - SPECIAL TEAMS/MISC TAKEAWAYS

DATE	OPPONENT	TAKEAWAY	QTR.	YD-LINE	RESULT
1/12	Houston	D. Thompson FR (D. Sorensen FF)	2	HST-24	TD

## 2019 POSTSEASON - SPECIAL TEAMS/MISC GIVEAWAYS

DATE	OPPONENT	GIVEAWAY	QTR.	YD-LINE	RESULT
1/12	Houston	T. Hill; K. Crossen FR	1	KC-6	TD

## 2019 POSTSEASON - TURNOVERS

<b>Offense:</b>	0 Giveaways 0 Points (0 TD, 0 FG)	<b>Ratio</b>
<b>Defense:</b>	0 Takeaways 0 Points (0 TD, 0 FG)	0 (1 take, 1 give)
<b>Special Teams:</b>	1 Giveaway 7 Points (1 TD, 0 FG) 1 Takeaway 7 Points (1 TD, 0 FG)	<b>Points Off Turnovers Ratio</b> 0 (7 scored, 7 allowed)



## 2019 REGULAR SEASON - INSIDE THE 20

DATE	OPPONENT	OFFENSE	DEFENSE
09/08	at Jacksonville	FG - 28 yards FG - 25 yards TD - Run TD - Pass FG - 35 yards End of Game	FG - 37 yards FG - 23 yards TD - Pass
09/15	at Oakland	TD - Pass Fumble	FG - 29 yards TD - Pass Interception
09/22	Baltimore	TD - Run TD - Pass TD - Pass FG - 36 yards	TD - Run TD - Run TD - Run FG - 39 yards TD - Run
09/29	at Detroit	Missed FG FG - 23 yards TD - Run TD - Run TD - Run	FG - 25 yards TD - Pass Fumble Fumble TD - Pass TD - Pass
10/06	Indianapolis	FG - 29 yards TD - Pass FG - 36 yards	TD - Run FG - 32 yards FG - 32 yards FG - 31 yards FG - 29 yards
10/13	Houston	FG - 41 yards TD - Pass TD - Pass	TD - Pass TD - Run TD - Run Interception TD - Run End of Game
10/17	at Denver	FG - 33 yards FG - 20 yards	TD - Run Missed FG
10/27	Green Bay	FG - 28 yards TD - Run	TD - Pass TD - Run FG - 35 yards TD - Pass
11/03	Minnesota	FG - 24 yards FG - 54 yards	TD - Pass FG - 29 yards TD - Pass TD - Pass
11/10	at Tennessee	TD - Pass FG - 30 yards TD - Pass	TD - Pass TD - Run
11/18	at L.A. Chargers	TD - Run TD - Run	FG - 27 yards FG - 26 yards TD - Pass Interception
12/01	Oakland	TD - Pass Downs TD - Run TD - Run TD - Run	Missed FG FG - 34 yards TD - Pass
12/08	at New England	TD - Run FG - 31 yards	TD - Run FG - 29 yards Downs
12/15	Denver	FG - 23 yards FG - 24 yards TD - Pass Interception	FG - 32 yards Interception
12/22	at Chicago	TD - Run TD - Pass TD - Pass FG - 32 yards	Downs
12/29	L.A. Chargers	TD - Run	TD - Pass TD - Run Downs TD - Pass

## OFFENSE DEFENSE

<b>Inside the 20</b>	50	57
<b>Scores</b>	45	45
<b>Touchdowns</b>	27	29
<b>Field Goals</b>	18	16
<b>Total Points in 20</b>	242	244
<b>Fumbles</b>	1	2
<b>Interceptions</b>	1	4
<b>Missed Field Goals</b>	1	2
<b>Lost on Downs</b>	1	3
<b>End of Half/Game</b>	1	1
<b>TDs Outside</b>	20	6



## 2019 POSTSEASON - INSIDE THE 20

DATE	OPPONENT	OFFENSE	DEFENSE
01/12	Houston	TD - Pass TD - Pass TD - Pass TD - Pass TD - Run TD - Run TD - Pass FG - 24 yards	TD - Pass FG - 31 yards TD - Run Downs
01/19	Tennessee	TD - Pass TD - Run End of Game	FG - 30 yards TD - Run TD - Pass
02/02	San Francisco	--	--

## OFFENSE DEFENSE

Inside the 20	11	7
Scores	10	6
Touchdowns	9	4
Field Goals	1	2
Total Points in 20	65	34
Fumbles	0	0
Interceptions	0	0
Missed Field Goals	0	0
Lost on Downs	0	1
End of Half/Game	1	0
TDs Outside	3	2



# GOAL TO GO SITUATIONS



## 2019 REGULAR SEASON - GOAL TO GO SITUATIONS

DATE	OPPONENT	OFFENSE	DEFENSE
09/08	at Jacksonville	Field Goal - 25 yards TD - Run TD - Pass	Field Goal - 23 yards
09/15	at Oakland	NONE	TD - Pass Interception
09/22	Baltimore	TD - Run	TD - Run TD - Run TD - Run
09/29	at Detroit	Field Goal - 23 yards TD - Run TD - Run TD - Run	Field Goal - 25 yards Fumble Fumble TD - Pass TD - Pass
10/06	Indianapolis	Field Goal - 36 yards	TD - Run
10/13	Houston	TD - Pass	TD - Run TD - Run Interception TD - Run
10/17	at Denver	Field Goal - 20 yards	TD - Run
10/27	Green Bay	TD - Run	TD - Run Field Goal - 35 yards
11/03	Minnesota	Field Goal - 24 yards	TD - Pass TD - Pass
11/10	at Tennessee	TD - Pass	TD - Pass TD - Run
11/18	at L.A. Chargers	TD - Run	Field Goal - 26 yards TD - Pass
12/01	Oakland	TD - Pass TD - Run TD - Run	NONE
12/08	at New England	TD - Run	Field Goal - 29 yards
12/15	Denver	Field Goal - 23 yards Field Goal - 24 yards TD - Pass	Field Goal - 32 yards
12/22	at Chicago	TD - Pass	Lost on Downs
12/29	L.A. Chargers	TD - Run	TD - Run

## OFFENSE DEFENSE

<b>Goal-To-Go Situations</b>	24	29
<b>Scores</b>	24	24
<b>Touchdowns</b>	17	18
<b>Field Goals</b>	7	6
<b>Total Points</b>	142	142
<b>Fumbles</b>	0	2
<b>Interceptions</b>	0	2
<b>Missed Field Goals</b>	0	0
<b>Lost on Downs</b>	0	1
<b>End of Half/Game</b>	0	0



# GOAL TO GO SITUATIONS



## 2019 POSTSEASON - GOAL TO GO SITUATIONS

DATE	OPPONENT	OFFENSE	DEFENSE
01/12	Houston	TD - Pass TD - Pass TD - Pass TD - Run TD - Run TD - Pass	TD - Pass TD - Run Lost on Downs
01/19	Tennessee	TD - Pass TD - Run	TD - Run TD - Pass
02/02	San Francisco	--	--

## OFFENSE DEFENSE

<b>Goal-To-Go Situations</b>	8	5
<b>Scores</b>	8	4
<b>Touchdowns</b>	8	4
<b>Field Goals</b>	0	0
<b>Total Points</b>	55	28
<b>Fumbles</b>	0	0
<b>Interceptions</b>	0	0
<b>Missed Field Goals</b>	0	0
<b>Lost on Downs</b>	0	1
<b>End of Half/Game</b>	0	0



# BIG RUN PLAYS (10+ YARDS)



## 2019 REGULAR SEASON - BIG RUN PLAYS (10+ YARDS)

DATE	OPPONENT	QTR	CHIEFS PLAYER	YDS.	DOWN	RESULT	QTR	OPP. PLAYER	YDS.	DOWN	RESULT
09/08	at Jaguars	1	LeSean McCoy	13	2-2-KC 28	Touchdown	1	Leonard Fournette	12	1-10-JAX 38	Field Goal
		4	LeSean McCoy	31	1-10-KC 43	Touchdown	3	Leonard Fournette	14	3-2-KC 48	Fumble
		4	LeSean McCoy	19	1-10-JAX 47	End Game	3	Leonard Fournette	10	3-23-JAX 9	Punt
			NONE				2	Josh Jacobs	12	1-10-OAK 25	Punt
09/15	at Raiders						2	Derek Carr	10	3-11-OAK 36	Punt
							3	Josh Jacobs	51	1-10-OAK 19	Interception
		1	Patrick Mahomes	11	2-9-KC 26	Punt	1	Mark Ingram II	21	2-10-BAL 42	Touchdown
		1	LeSean McCoy	12	1-10-KC 25	Touchdown	3	Gus Edwards	15	1-10-BAL 38	Touchdown
09/22	Ravens	3	LeSean McCoy	25	1-10-KC 25	Downs	3	Gus Edwards	13	1-10-KC 47	Touchdown
		4	Darrel Williams	41	1-10-KC 25	Field Goal	3	<b>Mark Ingram II</b>	<b>19T</b>	2-10-KC 19	Touchdown
		1	Patrick Mahomes	25	3-6-KC 18	Field Goal	2	Kerryon Johnson	14	1-10-DET 21	Field Goal
		2	LeSean McCoy	39	1-10-KC 30	Touchdown	3	Kerryon Johnson	11	2-5-KC 31	Fumble
09/29	at Lions	4	Patrick Mahomes	15	4-8-KC 34	Touchdown	3	Kerryon Johnson	13	1-10-KC 20	Fumble
							3	J.D. McKissic	26	2-10-KC 28	Fumble
							3	Kerryon Johnson	12	1-10-KC 45	Touchdown
							3	Matthew Stafford	11	2-9-KC 32	Touchdown
10/06	Colts	4	Patrick Mahomes	14	1-10-KC 25	Field Goal	1	Marlon Mack	30	1-10-KC 36	Touchdown
							1	Jordan Wilkins	10	1-11-KC 11	Touchdown
							2	Marlon Mack	11	1-10-IND 33	Interception
							3	Marlon Mack	11	2-12-IND 20	Punt
10/13	Texans						3	Zach Pascal	12	3-1-IND 44	Punt
		1	LeSean McCoy	15	1-10-HOU 40	Touchdown	1	Carlos Hyde	11	1-10-KC 49	Field Goal
		3	LeSean McCoy	17	2-5-HOU 49	Touchdown	2	Carlos Hyde	11	3-1-HOU 48	Touchdown
							3	Carlos Hyde	26	1-10-KC 46	Interception
10/17	at Broncos						4	Duke Johnson	15	1-10-KC 41	Touchdown
							4	Deshaun Watson	10	1-10-KC 44	End Game
		1	LeSean McCoy	19	2-3-KC 32	Touchdown	3	Royce Freeman	14	2-10-DEN 11	Punt
		4	LeSean McCoy	22	1-10-KC 49	Field Goal					
10/27	Packers		NONE				3	Jamaal Williams	14	1-10-GB 49	Field Goal
							3	Aaron Rodgers	15	2-10-KC 27	Touchdown
11/03	Vikings	3	<b>Damien Williams</b>	<b>91T</b>	2-4-KC 9	Touchdown	4	Dalvin Cook	12	2-10-MIN 40	Touchdown
							4	Stefon Diggs	12	2-3-KC 41	Touchdown
11/10	at Titans	1	Damien Williams	15	1-10-TEN 39	Touchdown	2	Derrick Henry	12	1-10-TEN 22	Punt
		1	Damien Williams	10	1-10-TEN 13	Touchdown	3	<b>Derrick Henry</b>	<b>68T</b>	2-4-TEN 32	Touchdown
		2	Sammy Watkins	11	1-10-KC 28	Fumble	4	Ryan Tannehill	12	3-10-TEN 34	Touchdown
		4	Damien Williams	10	1-10-KC 26	Field Goal	4	Derrick Henry	12	1-10-TEN 46	Touchdown
11/18	at Chargers						4	Derrick Henry	14	2-3-KC 15	Touchdown
							4	Derrick Henry	14	1-10-TEN 25	Downs
							4	Ryan Tannehill	18	1-10-TEN 39	Touchdown
		1	Patrick Mahomes	24	3-7-KC 18	Interception	1	Melvin Gordon III	21	1-10-KC 48	Missed FG
12/01	Raiders	3	Patrick Mahomes	20	3-2-KC 35	Touchdown	2	Melvin Gordon III	11	2-4-LAC 14	Interception
		4	Patrick Mahomes	15	3-6-KC 37	Punt	2	Austin Ekeler	18	1-10-KC 26	Field Goal
		2	Darrel Williams	15	1-10-KC 21	Punt	1	Josh Jacobs	12	2-10-OAK 14	Interception
		2	<b>Patrick Mahomes</b>	<b>13T</b>	1-10-OAK 13	Touchdown	1	Josh Jacobs	15	1-10-OAK 15	Punt
12/08	at Patriots						2	Josh Jacobs	35	1-10-OAK 24	Missed FG
		3	LeSean McCoy	13	1-10-KC 45	Field Goal	2	James White	19	1-10-NE 31	Downs
							3	<b>Brandon Bolden</b>	<b>10T</b>	2-1-KC 10	Touchdown
							4	Tom Brady	17	4-6-KC 29	Downs
12/15	Broncos	1	LeSean McCoy	10	1-10-KC 16	Field Goal	1	Phillip Lindsay	10	1-10-DEN 26	Punt
		2	Darwin Thompson	12	2-5-DEN 22	Field Goal	3	Phillip Lindsay	13	2-10-KC 33	Interception
		3	Darwin Thompson	12	1-10-KC 20	Interception					
12/22	at Bears	1	<b>Patrick Mahomes</b>	<b>12T</b>	3-5-CHI 12	Touchdown	3	David Montgomery	13	2-6-CHI 17	Downs
		3	Damien Williams	12	1-10-KC 4	Punt	3	David Montgomery	16	2-10-KC 39	Downs
							3	Cordarrelle Patterson	16	2-8-KC 21	Downs
12/29	Chargers	3	<b>Damien Williams</b>	<b>84T</b>	1-10-KC 16	Touchdown	1	Austin Ekeler	10	3-20-LAC 36	Punt
		4	Patrick Mahomes	11	2-10-KC 5	Punt	2	Justin Jackson	11	2-10-KC 23	Touchdown
							3	Melvin Gordon III	15	2-9-KC 20	Touchdown
							3	Austin Ekeler	22	2-3-LAC 30	Downs

TOTALS 33 - 708 (21.5), 4 TDS

56 - 912 (16.3), 3 TDS

## 2019 POSTSEASON - BIG RUN PLAYS (10+ YARDS)

DATE	OPPONENT	QTR	CHIEFS PLAYER	YDS.	DOWN	RESULT	QTR	OPP. PLAYER	YDS.	DOWN	RESULT
01/12	Texans	2	Patrick Mahomes	21	1-10-KC 45	Touchdown	1	Duke Johnson	11	1-10-HOU 15	Punt
		2	Patrick Mahomes	14	1-10-HOU 19	Touchdown	2	Deshaun Watson	10	2-1-HOU 34	Punt
		3	Patrick Mahomes	14	1-10-HOU 26	Touchdown					
		3	Sammy Watkins	14	1-5-HOU 44	Touchdown					
		4	Damien Williams	11	2-3-KC 49	Field Goal					
		4	Damien Williams	26	1-10-HOU 40	Field Goal					
01/19	Titans	2	<b>Patrick Mahomes</b>	<b>27T</b>	2-10-TEN 27	Touchdown	1	Derrick Henry	11	1-10-TEN 42	Touchdown
		3	Patrick Mahomes	11	1-10-TEN 33	Touchdown	2	Derrick Henry	13	1-10-TEN 47	Touchdown
02/02	49ers	--	--	--	--	--	--	--	--	--	--

TOTALS 8 - 138 (17.3), 1 TDS

4 - 45 (11.3), 0 TDS



# BIG PASS PLAYS (20+ YARDS)



## 2019 REGULAR SEASON - BIG PASS PLAYS (20+ YARDS)

DATE	OPPONENT	QTR	CHIEFS PLAYER	YDS.	DOWN	RESULT	QTR	OPP. PLAYER	YDS.	DOWN	RESULT
09/08	at Jaguars	1	Patrick Mahomes -> Sammy Watkins	68T	3-3-KC 32	Touchdown	1	Nick Foles -> Chris Conley	21	3-18-JAX 17	Touchdown
		1	Patrick Mahomes -> Travis Kelce	42	1-10-KC 21	Field Goal	1	Nick Foles -> DJ Chark Jr.	35T	3-8-KC 35	Touchdown
		1	Patrick Mahomes -> Sammy Watkins	21	1-10-JAX 37	Field Goal	2	Gardner Minshew II -> Chris Conley	20	2-7-KC 47	Field Goal
		1	Patrick Mahomes -> Sammy Watkins	49T	1-10-JAX 49	Touchdown	2	Gardner Minshew II -> DJ Chark Jr.	69	1-10-JAX 25	Field Goal
		2	Patrick Mahomes -> Travis Kelce	41	1-10-KC 25	Field Goal	4	Gardner Minshew II -> DJ Chark Jr.	35	1-10-JAX 35	Touchdown
		2	Patrick Mahomes -> Sammy Watkins	22	2-7-JAX 31	Field Goal	4	Gardner Minshew II -> Chris Conley	21T	1-10-KC 21	Touchdown
09/15	at Raiders	2	Patrick Mahomes -> Demarcus Robinson	44T	1-10-OAK 44	Touchdown	1	Derek Carr -> Derek Carrier	25	3-3-OAK 32	Field Goal
		2	Patrick Mahomes -> Mecole Hardman	42T	3-20-OAK 42	Touchdown	2	Derek Carr -> DeAndre Washington	20	1-10-OAK 48	End Half
		2	Patrick Mahomes -> Damien Williams	32	2-11-KC 5	Touchdown					
		2	Patrick Mahomes -> Demarcus Robinson	43	1-10-KC 37	Touchdown					
		2	Patrick Mahomes -> Travis Kelce	27T	2-17-OAK 27	Touchdown					
		2	Patrick Mahomes -> Demarcus Robinson	39T	1-10-OAK 39	Touchdown					
		3	Patrick Mahomes -> Demarcus Robinson	28	1-10-KC 22	Punt					
		4	Patrick Mahomes -> Travis Kelce	34	3-4-KC 30	End Game					
09/22	Ravens	1	Patrick Mahomes -> Travis Kelce	20	1-10-KC 37	Punt	1	Lamar Jackson -> Nick Boyle	23	2-7-BAL 19	Touchdown
		1	Patrick Mahomes -> Travis Kelce	21	2-10-KC 37	Touchdown	4	Lamar Jackson -> Seth Roberts	25	4-5-KC 27	Touchdown
		2	Patrick Mahomes -> Mecole Hardman	83T	1-10-KC 17	Touchdown	4	Lamar Jackson -> Marquise Brown	31	1-10-BAL 37	Field Goal
		3	Patrick Mahomes -> Sammy Watkins	36	1-10-KC 20	Touchdown	4	Lamar Jackson -> Willie Snead IV	23	3-17-KC 39	Field Goal
09/29	at Lions	1	Patrick Mahomes -> Deon Yelder	24	1-10-KC 37	Missed FG	1	Matthew Stafford -> Kenny Golladay	33	2-5-DET 30	Field Goal
		1	Patrick Mahomes -> Sammy Watkins	30	1-10-DET 44	Field Goal	1	Matthew Stafford -> Marvin Jones Jr.	33	3-9-KC 44	Touchdown
		2	Patrick Mahomes -> Darrel Williams	30	2-10-KC 44	Field Goal	3	Matthew Stafford -> Kerryon Johnson	22	1-10-DET 25	Field Goal
		4	Patrick Mahomes -> Travis Kelce:10 -> LeSean McCoy:23	33	2-12-DET 46	Touchdown	4	Matthew Stafford -> Marvin Hall	34	2-4-KC 43	Touchdown
							4	Matthew Stafford -> Marvin Jones Jr.	25	1-10-DET 25	End Game
10/06	Colts	1	Patrick Mahomes -> Byron Pringle	28	2-8-IND 41	Field Goal		NONE			
		2	Patrick Mahomes -> Byron Pringle	27T	3-18-IND 27	Touchdown					
		2	Patrick Mahomes -> LeSean McCoy	21	1-10-IND 46	Fumble					
		3	Patrick Mahomes -> Mecole Hardman	31	2-6-KC 24	Punt					
		4	Patrick Mahomes -> Byron Pringle	27	3-28-KC 7	Downs					
		4	Patrick Mahomes -> Travis Kelce	24	1-10-IND 32	Field Goal					
10/13	Texans	1	Patrick Mahomes -> Darrel Williams	52	3-6-KC 13	Touchdown	2	Deshaun Watson -> Keke Coutee	23	2-9-HOU 21	Touchdown
		1	Patrick Mahomes -> Tyreek Hill	46T	3-21-HOU 46	Touchdown	4	Deshaun Watson -> Jordan Akins	23	2-1-HOU 25	Touchdown
10/17	at Broncos	1	Patrick Mahomes -> Mecole Hardman	21T	3-2-DEN 21	Touchdown	1	Joe Flacco -> Andy Janovich	22	1-10-KC 35	Touchdown
		3	Matt Moore -> Tyreek Hill	57T	1-10-KC 43	Touchdown	2	Joe Flacco -> Courtland Sutton	41	1-10-DEN 25	Missed FG
		2	Matt Moore -> Travis Kelce	29T	1-10-GB 29	Touchdown	1	Aaron Rodgers -> Jake Kumerow	34	3-9-KC 45	Touchdown
10/27	Packers	2	Matt Moore -> Mecole Hardman	30T	1-10-GB 30	Touchdown	1	Aaron Rodgers -> Aaron Jones	50	2-10-GB 40	Touchdown
		2	Matt Moore -> Tyreek Hill	21	2-10-KC 29	Field Goal	4	Aaron Rodgers -> Aaron Jones	67T	2-2-GB 33	Touchdown
		2	Matt Moore -> Mecole Hardman	25	1-10- 50	Field Goal					
		4	Matt Moore -> Sammy Watkins	25	1-10-GB 46	Touchdown					
11/03	Vikings	1	Matt Moore -> Tyreek Hill	40T	2-10-MIN 40	Touchdown	1	Kirk Cousins -> Laquon Treadwell	26	3-7-MIN 40	Touchdown
		3	Matt Moore -> Tyreek Hill	30	1-10-KC 45	Field Goal	2	Kirk Cousins -> Irv Smith Jr.	21	2-6-MIN 36	Field Goal
		4	Matt Moore -> Tyreek Hill	41	1-10-KC 40	Field Goal	3	Kirk Cousins -> C.J. Ham	32	2-8-MIN 22	Punt
							4	Kirk Cousins -> Dalvin Cook	22	2-9-KC 28	Touchdown
11/10	at Titans	2	Patrick Mahomes -> Tyreek Hill	29	3-10-KC 41	Field Goal	1	Ryan Tannehill -> Tajaé Sharpe	20	2-13-TEN 22	Punt
		3	Patrick Mahomes -> Demarcus Robinson	20	1-10-KC 38	Touchdown	2	Ryan Tannehill -> Kalif Raymond	52	1-10-TEN 27	Touchdown
		4	Patrick Mahomes -> Mecole Hardman	63T	3-9-KC 37	Touchdown	4	Ryan Tannehill -> Anthony Firkser	20	2-10-KC 43	Touchdown
		4	Patrick Mahomes -> Tyreek Hill	39	2-8-KC 38	Field Goal	4	Ryan Tannehill -> Adam Humphries	23T	1-10-KC 23	Touchdown
		4	Patrick Mahomes -> Demarcus Robinson	23	1-10-KC 38	Blocked FG					
11/18	at Chargers	2	Patrick Mahomes -> Travis Kelce	31	2-4-KC 43	Field Goal	1	Philip Rivers -> Austin Ekeler	37	1-10-KC 49	Field Goal
		3	Patrick Mahomes -> Travis Kelce	23T	1-10-LAC 23	Touchdown	2	Philip Rivers -> Keenan Allen	30	2-6-LAC 44	Interception
							26	Philip Rivers -> Mike Williams	26	3-2-LAC 33	Field Goal
12/01	Raiders						4	Philip Rivers -> Mike Williams	50	3-15-LAC 25	Interception
		3	Patrick Mahomes -> Travis Kelce	47	1-10-KC 36	Touchdown	1	Derek Carr -> DeAndre Washington	28	1-20-OAK 32	Punt
							2	Derek Carr -> Darren Waller	24	1-10-OAK 27	Downs
12/08	at Patriots	1	Patrick Mahomes -> Sammy Watkins	23	3-10-KC 17	Field Goal	1	Tom Brady -> Julian Edelman	37T	1-10-KC 37	Touchdown
		2	Patrick Mahomes -> Tyreek Hill	21	3-19-KC 46	Touchdown	4	James White -> Jakobi Meyers	35	1-10-NE 32	Downs
		2	Patrick Mahomes -> Mecole Hardman	48T	2-25-NE 48	Touchdown					
		2	Patrick Mahomes -> Travis Kelce	20	3-5-NE 24	Touchdown					
12/15	Broncos	1	Patrick Mahomes -> Tyreek Hill	41T	1-10-DEN 41	Touchdown	2	Drew Lock -> Noah Fant	43	4-1-DEN 48	Field Goal
		2	Patrick Mahomes -> Sammy Watkins	29	3-8-KC 27	Field Goal	4	Drew Lock -> Courtland Sutton	33	2-10-DEN 1	Downs
		3	Patrick Mahomes -> Travis Kelce	21	2-6-KC 36	Interception	4	Drew Lock -> Courtland Sutton	27	1-10-DEN 28	Downs
		4	Patrick Mahomes -> Blake Bell	30	2-8-DEN 41	Interception					
12/22	at Bears		NONE				4	Mitchell Trubisky -> Jesper Horsted	20	2-17-CHI 18	Downs
12/29	Chargers	2	Patrick Mahomes -> Mecole Hardman	30	3-7-KC 46	Touchdown	2	Philip Rivers -> Mike Williams	22	1-10-KC 45	Touchdown
		2	Patrick Mahomes -> Demarcus Robinson	24T	1-10-LAC 24	Touchdown	4	Philip Rivers -> Melvin Gordon III	23	1-10-KC 40	Touchdown
		4	Patrick Mahomes -> Tyreek Hill	47	3-7-KC 26	Touchdown					
<b>TOTALS</b>			<b>59 - 1,993 (33.8), 19 TDS</b>			<b>46 - 1,406 (30.6), 5 TDS</b>					

## 2019 POSTSEASON - BIG PASS PLAYS (20+ YARDS)

DATE	OPPONENT	QTR	CHIEFS PLAYER	YDS.	DOWN	RESULT	QTR	OPP. PLAYER	YDS.	DOWN	RESULT
01/12	Texans	2	Patrick Mahomes -> Travis Kelce	25	1-10-HOU 42	Touchdown	1	<b>Deshaun Watson -&gt; Kenny Stills</b>	<b>54T</b>	3-1-HOU 46	Touchdown
		2	Patrick Mahomes -> Tyreek Hill	20	1-10-KC 25	Touchdown	2	Deshaun Watson -> DeAndre Hopkins	38	1-10-HOU 23	Missed FG
		2	Patrick Mahomes -> Travis Kelce	20	2-15-HOU 39	Touchdown	3	Deshaun Watson -> DeAndre Hopkins	21	1-10-HOU 25	Touchdown
		3	Patrick Mahomes -> Sammy Watkins	48	2-10-KC 26	Touchdown	3	Deshaun Watson -> Will Fuller V	39	2-24-KC 44	Touchdown
		3	Patrick Mahomes -> Travis Kelce	28	1-10-KC 23	Touchdown	4	Deshaun Watson -> DeAndre Hopkins	20	2-3-HOU 32	Downs
		3	Patrick Mahomes -> Travis Kelce	23	1-10-KC 28	Touchdown	4	Deshaun Watson -> Will Fuller V	30	2-10-HOU 21	Downs
		4	Patrick Mahomes -> Sammy Watkins	28	1-10-HOU 36	Touchdown					
01/19	Titans	1	Patrick Mahomes -> Tyreek Hill	26	1-10-KC 38	Touchdown	1	Ryan Tannehill -> A.J. Brown	37	2-6-TEN 34	Field Goal
		2	Patrick Mahomes -> Demarcus Robinson	24	1-10-KC 43	Touchdown	1	Ryan Tannehill -> Jonnu Smith	22	1-10-KC 26	Touchdown
		2	<b>Patrick Mahomes -&gt; Tyreek Hill</b>	<b>20T</b>	2-10-TEN 20	Touchdown	4	Brett Kern -> Amani Hooker	28	4-8-TEN 22	Touchdown
		4	<b>Patrick Mahomes -&gt; Sammy Watkins</b>	<b>60T</b>	3-6-KC 40	Touchdown	4	Ryan Tannehill -> Corey Davis	22	2-2-KC 42	Touchdown
							4	<b>Ryan Tannehill -&gt; Anthony Firkser</b>	<b>22T</b>	2-12-KC 22	Touchdown
02/02	49ers	--	--	--	--	--	--	--	--	--	--
<b>TOTALS</b>			<b>11 - 322 (29.3), 2 TDS</b>				<b>11 - 333 (30.3), 2 TDS</b>				



## 2019 REGULAR SEASON CHIEFS ADVANCES

DATE	OPPONENT	RUSHES	COMPLETIONS	ADVANCES	OUTCOME
09/08	at Jacksonville	26	25	51	W 40-26
09/15	at Oakland	22	30	52	W 28-10
09/22	Baltimore	25	27	52	W 33-28
09/29	at Detroit	25	24	49	W 34-30
10/06	Indianapolis	14	22	36	L 19-13
10/13	Houston	11	19	30	L 31-24
10/17	at Denver	27	20	47	W 30-6
10/27	Green Bay	20	24	44	L 31-24
11/03	Minnesota	18	25	43	W 26-23
11/10	at Tennessee	25	36	61	L 35-32
11/18	at L.A. Chargers	27	19	46	W 24-17
12/01	Oakland	29	15	44	W 40-9
12/08	at New England	29	26	55	W 23-16
12/15	Denver	25	27	52	W 23-3
12/22	at Chicago	29	23	52	W 26-3
12/29	L.A. Chargers	23	16	39	W 31-21
<b>TOTALS</b>		<b>375</b>	<b>378</b>	<b>753</b>	

## 2019 REGULAR SEASON OPPONENT ADVANCES

DATE	OPPONENT	RUSHES	COMPLETIONS	ADVANCES	OUTCOME
09/08	at Jacksonville	16	27	43	W 40-26
09/15	at Oakland	19	23	42	W 28-10
09/22	Baltimore	32	22	54	W 33-28
09/29	at Detroit	35	21	56	W 34-30
10/06	Indianapolis	45	18	63	L 19-13
10/13	Houston	41	30	71	L 31-24
10/17	at Denver	21	21	42	W 30-6
10/27	Green Bay	26	23	49	L 31-24
11/03	Minnesota	27	19	46	W 26-23
11/10	at Tennessee	26	13	39	L 35-32
11/18	at L.A. Chargers	19	28	47	W 24-17
12/01	Oakland	25	20	45	W 40-9
12/08	at New England	22	20	42	W 23-16
12/15	Denver	15	18	33	W 23-3
12/22	at Chicago	22	18	40	W 26-3
12/29	L.A. Chargers	25	31	56	W 31-21
<b>TOTALS</b>		<b>416</b>	<b>352</b>	<b>768</b>	

### CHIEFS RECORD WHEN:

Having 45 or more advances	9 - 1
Having 50 or more advances	6 - 1
Having less than 45 advances	3 - 3
Having less than 50 advances	6 - 3
Allowing 45 or more advances	6 - 3
Allowing 50 or more advances	3 - 2
Allowing less than 45 advances	6 - 1
Allowing less than 50 advances	9 - 2

NOTE: Advances equal to all rushing attempts plus completions.



# ADVANCES CHART



## 2019 POSTSEASON CHIEFS ADVANCES

DATE	OPPONENT	RUSHES	COMPLETIONS	ADVANCES	OUTCOME
01/12	Houston	21	23	44	W 51-31
01/19	Tennessee	27	23	50	W 35-24
02/02	San Francisco	--	--	--	--
<b>TOTALS</b>		<b>48</b>	<b>46</b>	<b>94</b>	

## 2019 POSTSEASON OPPONENT ADVANCES

DATE	OPPONENT	RUSHES	COMPLETIONS	ADVANCES	OUTCOME
01/12	Houston	21	31	52	W 51-31
01/19	Tennessee	23	22	45	W 35-24
02/02	San Francisco	--	--	--	--
<b>TOTALS</b>		<b>44</b>	<b>53</b>	<b>97</b>	

## CHIEFS RECORD WHEN:

Having 45 or more advances	1 - 0
Having 50 or more advances	1 - 0
Having less than 45 advances	1 - 0
Having less than 50 advances	1 - 0
Allowing 45 or more advances	2 - 0
Allowing 50 or more advances	1 - 0
Allowing less than 45 advances	0 - 0
Allowing less than 50 advances	1 - 0

NOTE: Advances equal to all rushing attempts plus completions.



## CHIEFS 2019 REGULAR SEASON SCORING DRIVES

DATE	OPPONENT	DRIVE ACQUIRED	START	PLAYS	YARDS	Q TIME	FIRST DOWNS	SCORING PLAY	KC	OPP
09/08	at Jacksonville	Kickoff	KC 25	3	75	Q1 1:36	1	S. Watkins: 68-yard pass from P. Mahomes	7	0
		Punt	KC 21	6	70	Q1 2:47	2	H. Butker: 28-yard FG	10	0
		Kickoff	KC 20	5	80	Q1 2:47	3	S. Watkins: 49-yard pass from P. Mahomes	17	7
		Kickoff	KC 25	7	68	Q2 3:40	2	H. Butker: 25-yard FG	20	10
		Kickoff	KC 25	10	47	Q2 3:58	3	H. Butker: 46-yard FG	23	13
		Fumble	KC 40	12	60	Q3 6:25	7	D. Williams: 1-yard run	30	13
		Punt	KC 33	8	67	Q3 4:19	4	Q4: S. Watkins: 3-yard pass from P. Mahomes	37	13
		Interception	JAX 12	4	-5	Q4 1:41	0	H. Butker: 35-yard FG	40	19
09/15	at Oakland	Punt	KC 28	3	72	Q1 1:10	3	Q2: D. Robinson: 44-yard pass from P. Mahomes	7	10
		Punt	KC 5	14	95	Q2 6:32	6	M. Hardman: 42-yard pass from P. Mahomes	14	10
		Punt	KC 6	5	94	Q2 1:52	3	T. Kelce: 27-yard pass from P. Mahomes	21	10
		Punt	OAK 39	1	39	Q2 0:07	1	D. Robinson: 39-yard pass from P. Mahomes	28	10
09/22	Baltimore	Kickoff	KC 25	11	75	Q1 5:06	6	Q2: L. McCoy: 1-yard run	7	6
		Downs	BAL 47	5	47	Q2 2:43	3	D. Robinson: 18-yard pass from P. Mahomes	14	6
		Punt	KC 4	3	96	Q2 1:27	2	M. Hardman: 83-yard pass from P. Mahomes	20	6
		Punt	KC 17	9	59	Q2 1:13	3	H. Butker: 42-yard FG	23	6
		Punt	KC 20	8	80	Q3 4:14	4	L. McCoy: 14-yard pass from P. Mahomes	30	13
		Kickoff	KC 25	7	57	Q4 2:03	3	H. Butker: 36-yard FG	33	22
09/29	at Detroit	Kickoff	KC 14	10	81	Q1 3:53	4	Q2: H. Butker: 23-yard FG	3	10
		Punt	KC 30	7	70	Q2 3:57	5	L. McCoy: 1-yard run	10	10
		Kickoff	KC 25	6	49	Q2 1:01	2	H. Butker: 44-yard FG	13	13
		Kickoff	KC 25	9	75	Q3 4:01	5	Q4: D. Williams: 1-yard run	27	23
		Kickoff	KC 21	13	79	Q4 2:06	7	D. Williams: 1-yard run	34	30
10/06	Indianapolis	Kickoff	KC 25	12	64	Q1 5:58	4	H. Butker: 29-yard FG	3	0
		Kickoff	KC 25	11	75	Q1 4:36	5	Q2: B. Pringle: 27-yard pass from P. Mahomes	10	7
		Kickoff	KC 25	7	57	Q4 1:11	5	H. Butker: 36-yard FG	13	19
10/13	Houston	Kickoff	KC 9	6	91	Q1 3:18	2	T. Hill: 46-yard pass from P. Mahomes	7	0
		Fumble	HOU 18	4	-5	Q1 1:17	0	H. Butker: 41-yard FG	10	0
		Kickoff	KC 10	9	90	Q1 4:18	6	D. Williams: 14-yard pass from P. Mahomes	17	3
		Missed FG	KC 36	10	64	Q3 4:25	5	T. Hill: 6-yard pass from P. Mahomes	24	23
10/17	at Denver	Kickoff	KC 25	8	75	Q1 4:56	3	M. Hardman: 21-yard pass from P. Mahomes	7	6
		Punt	DEN 21	4	6	Q1 1:31	0	H. Butker: 33-yard FG	10	6
		Downs	DEN 38	13	37	Q2 6:53	3	H. Butker: 20-yard FG	13	6
		Punt	KC 27	2	73	Q3 0:40	2	T. Hill: 57-yard pass from M. Moore	27	6
		Downs	KC 49	5	30	Q4 3:06	1	H. Butker: 39-yard FG	30	6
10/27	Green Bay	Kickoff	KC 11	12	89	Q1 6:14	5	Q2: T. Kelce: 29-yard pass from M. Moore	7	14
		Punt	KC 38	5	62	Q2 1:50	3	M. Hardman: 30-yard pass from M. Moore	14	14
		Punt	KC 16	11	74	Q2 3:03	4	H. Butker: 28-yard FG	17	14
		Kickoff	KC 25	10	75	Q4 4:56	6	D. Williams: 3-yard run	24	24
11/03	Minnesota	Punt	KC 33	7	67	Q1 3:15	3	T. Hill: 40-yard pass from M. Moore	7	0
		Punt	KC 9	17	85	Q2 8:56	7	H. Butker: 24-yard FG	10	7
		Punt	KC 3	2	97	Q3 0:48	1	D. Williams: 91-yard run	17	16
		Punt	KC 34	7	39	Q3 2:58	2	H. Butker: 45-yard FG	20	16
		Punt	KC 26	8	38	Q4 4:05	2	H. Butker: 54-yard FG	23	23
		Punt	MIN 45	5	19	Q4 1:47	1	H. Butker: 44-yard FG	26	23
11/10	at Tennessee	Kickoff	KC 31	12	69	Q1 5:41	6	T. Kelce: 3-yard pass from P. Mahomes	7	0
		Fumble	TEN 20	4	8	Q1 3:05	0	H. Butker: 30-yard FG	10	0
		Kickoff	KC 25	10	52	Q2 5:02	2	H. Butker: 41-yard FG	13	13
		Punt	KC 23	10	77	Q3 5:40	6	T. Hill: 11-yard pass from P. Mahomes	19	13
		Kickoff	KC 25	10	50	Q3 4:00	3	H. Butker: 43-yard FG	22	20
		Punt	KC 21	5	79	Q4 2:06	2	M. Hardman: 63-yard pass from P. Mahomes	29	20
		Kickoff	KC 26	7	53	Q4 3:12	2	H. Butker: 39-yard FG	32	27
11/18	at L.A. Chargers	Interception	LAC 6	1	6	Q2 0:05	1	L. McCoy: 6-yard run	7	3
		Kickoff	KC 25	9	52	Q2 3:18	2	H. Butker: 41-yard FG	10	6
		Kickoff	KC 25	9	75	Q3 5:31	5	D. Williams: 6-yard run	17	9
		Punt	KC 46	6	54	Q3 3:20	4	T. Kelce: 23-yard pass from P. Mahomes	24	9
12/01	Oakland	Interception	OAK 47	11	47	Q1 3:31	4	D. Williams: 3-yard pass from P. Mahomes	7	0
		Downs	KC 40	8	60	Q2 3:25	5	P. Mahomes: 13-yard run	14	0
		Kickoff	KC 34	9	34	Q3 2:57	2	H. Butker: 50-yard FG	24	0
		Punt	KC 36	4	64	Q3 2:15	3	L. McCoy: 3-yard run	31	0
		Kickoff	KC 25	14	75	Q4 9:32	6	D. Thompson: 4-yard run	38	3
12/08	at New England	Punt	KC 17	9	53	Q1 3:46	2	H. Butker: 48-yard FG	3	7
		Blocked FG	KC 42	7	58	Q1 3:56	3	Q2: M. Hardman: 48-yard pass from P. Mahomes	10	7
		Interception	NE 35	7	35	Q2 3:20	3	T. Kelce: 4-yard run	17	7
		Punt	KC 13	10	74	Q2 1:49	5	H. Butker: 31-yard FG	20	7
		Kickoff	KC 25	11	52	Q3 6:14	3	H. Butker: 41-yard FG	23	7
12/15	Denver	Punt	KC 21	4	79	Q1 2:00	4	T. Hill: 41-yard pass from P. Mahomes	6	0
		Punt	KC 16	12	79	Q1 6:48	5	Q2: H. Butker: 23-yard FG	9	0
		Punt	KC 25	10	69	Q2 5:24	3	H. Butker: 24-yard FG	12	0
		Kickoff	KC 21	9	53	Q2 1:56	4	H. Butker: 44-yard FG	15	3
		Kickoff	KC 25	10	75	Q3 5:15	6	T. Hill: 5-yard pass from P. Mahomes	23	3
12/22	at Chicago	Punt	KC 18	15	82	Q1 7:58	6	P. Mahomes: 12-yard run	7	0
		Punt	KC 30	7	31	Q2 3:06	2	H. Butker: 56-yard FG	10	0
		Punt	KC 5	13	95	Q2 6:42	8	T. Kelce: 6-yard pass from P. Mahomes	17	0
		Kickoff	KC 29	9	71	Q4 4:55	4	D. Williams: 14-yard pass from P. Mahomes	23	3
		Downs	KC 43	11	43	Q4 6:02	3	H. Butker: 32-yard FG	26	3
12/29	L.A. Chargers	Punt	KC 16	15	62	Q1 8:12	5	H. Butker: 40-yard FG	3	0
		Punt	KC 43	4	57	Q2 1:29	2	D. Robinson: 24-yard pass from P. Mahomes	10	7
		Kickoff	0	0	0	Q3 0:16	0	M. Hardman: 104-yard run	17	14
		Punt	KC 16	1	84	Q3 0:15	1	D. Williams: 84-yard run	24	14
		Kickoff	KC 23	8	77	Q4 2:46	4	D. Williams: 7-yard run	31	21
AVG				7.9	60.7	3:37.38	3.4			
TOTALS				642	4,916	293:28	275			



# SCORING DRIVES



## CHIEFS 2019 POSTSEASON SCORING DRIVES

DATE	OPPONENT	ACQUIRED	DRIVE START	PLAYS	YARDS	Q	TIME	FIRST DOWNS	SCORING PLAY	KC	OPP
01/12	Houston	Kickoff	HOU 42	2	42	Q2	0:59	2	D. Williams: 17-yard pass from P. Mahomes	7	24
		Downs	HOU 33	3	33	Q2	0:23	2	T. Kelce: 5-yard pass from P. Mahomes	14	24
		Fumble	HOU 6	3	6	Q2	1:25	1	T. Kelce: 6-yard pass from P. Mahomes	21	24
		Punt	KC 10	8	90	Q2	2:03	6	T. Kelce: 5-yard pass from P. Mahomes	28	24
		Kickoff	KC 15	7	85	Q3	3:36	5	D. Williams: 1-yard run	34	24
		Punt	KC 23	6	77	Q3	3:55	5	D. Williams: 5-yard run	41	24
		Kickoff	KC 28	4	72	Q3	1:32	4	Q4: B. Bell: 8-yard pass from P. Mahomes	48	31
		Downs	KC 42	7	52	Q4	3:31	2	H. Butker: 24-yard FG	51	31
01/19	Tennessee	Kickoff	KC 26	10	74	Q1	5:06	6	T. Hill: 8-yard pass from P. Mahomes	7	10
		Kickoff	KC 37	5	63	Q2	2:36	4	T. Hill: 20-yard pass from P. Mahomes	14	17
		Punt	KC 14	9	86	Q2	1:40	4	P. Mahomes: 27-yard run	21	17
		Punt	KC 27	13	73	Q3	7:08	6	Q4: D. Williams: 3-yard run	28	17
		Punt	KC 12	7	88	Q4	4:21	3	S. Watkins: 60-yard pass from P. Mahomes	35	17
02/02	San Francisco	--	--	--	--	--	--	--	--	--	--
<b>AVG</b>				<b>6.5</b>	<b>64.7</b>	<b>2:56.54</b>	<b>3.8</b>				
<b>TOTALS</b>				<b>84</b>	<b>841</b>	<b>38:15</b>	<b>50</b>				



# OPPONENTS SCORING DRIVES



## CHIEFS OPPONENTS 2019 REGULAR SEASON SCORING DRIVES

CHIEFS OFFENSE 2015 REGULAR SEASON SCORING DRIVES										
DATE	OPPONENT	ACQUIRED	DRIVE START	PLAYS	YARDS	Q TIME	FIRST DOWNS	SCORING PLAY	KC	OPP
09/08	at Jacksonville	Kickoff	JAX 25	7	75	Q1 3:34	4	D. Chark Jr.: 35-yard pass from N. Foles	10	7
		Kickoff	JAX 25	9	56	Q1 6:00	3	Q2: J. Lambo: 37-yard FG	17	10
		Kickoff	JAX 25	5	70	Q2 3:34	1	J. Lambo: 23-yard FG	20	13
		Kickoff	JAX 21	7	79	Q4 3:24	4	D. Westbrook: 15-yard pass from G. Minshew II	37	19
		Kickoff	JAX 25	6	75	Q4 1:38	4	C. Conley: 21-yard pass from G. Minshew II	40	26
09/15	at Oakland	Kickoff	OAK 25	10	65	Q1 4:39	3	D. Carlson: 29-yard FG	0	3
		Punt	OAK 26	6	74	Q1 2:38	4	T. Williams: 4-yard pass from D. Carr	0	10
09/22	Baltimore	Punt	BAL 16	14	84	Q1 6:30	6	M. Ingram II: 2-yard run	0	6
		Kickoff	BAL 25	9	75	Q3 4:25	5	M. Ingram II: 19-yard run	23	13
		Kickoff	BAL 25	13	75	Q3 4:45	5	Q4: M. Ingram II: 1-yard run	30	19
		Punt	BAL 20	10	59	Q4 4:01	3	J. Tucker: 39-yard FG	30	22
		Kickoff	BAL 30	9	70	Q4 2:35	6	L. Jackson: 9-yard run	33	28
09/29	at Detroit	Kickoff	DET 25	10	68	Q1 5:38	3	M. Prater: 25-yard FG	0	3
		Missed FG	DET 26	7	74	Q1 2:34	4	T. Hockenson: 5-yard pass from M. Stafford	0	10
		Kickoff	DET 21	8	50	Q2 3:10	3	M. Prater: 48-yard FG	10	13
		Kickoff	DET 25	7	40	Q3 2:49	2	M. Prater: 53-yard FG	20	16
		Fumble	KC 45	8	45	Q3 3:40	4	K. Golladay: 9-yard pass from M. Stafford	20	23
		Punt	DET 21	9	79	Q4 4:16	4	K. Golladay: 6-yard pass from M. Stafford	27	30
10/06	Indianapolis	Kickoff	IND 30	11	70	Q1 5:18	6	J. Brissett: 1-yard run	3	7
		Kickoff	IND 25	7	61	Q2 2:56	2	A. Vinatieri: 32-yard FG	10	10
		Punt	IND 12	11	74	Q2 1:34	4	A. Vinatieri: 32-yard FG	10	13
		Punt	KC 48	14	35	Q3 8:34	3	Q4: A. Vinatieri: 31-yard FG	10	16
		Downs	KC 33	7	21	Q4 2:35	1	A. Vinatieri: 29-yard FG	10	19
10/13	Houston	Kickoff	HOU 25	12	49	Q1 4:33	4	K. Fairbairn: 44-yard FG	10	3
		Kickoff	HOU 25	10	75	Q1 4:13	5	Q2: D. Johnson: 11-yard pass from D. Watson	17	9
		Interception	HOU 20	12	80	Q2 5:36	6	C. Hyde: 2-yard run	17	16
		Fumble	KC 3	1	3	Q2 0:07	1	D. Watson: 3-yard run	17	23
		Punt	HOU 7	12	93	Q4 8:32	7	D. Watson: 1-yard run	24	31
10/17	at Denver	Kickoff	DEN 25	10	75	Q1 5:54	6	R. Freeman: 1-yard run	0	6
10/27	Green Bay	Kickoff	GB 26	10	74	Q1 6:17	4	A. Jones: 4-yard pass from A. Rodgers	0	7
		Missed FG	GB 40	4	60	Q1 2:02	2	J. Williams: 1-yard run	0	14
		Punt	GB 11	15	72	Q3 8:33	6	M. Crosby: 35-yard FG	17	17
		Fumble	KC 27	5	27	Q3 2:22	2	Q4: J. Williams: 3-yard pass from A. Rodgers	17	24
		Kickoff	GB 25	2	75	Q4 0:59	1	A. Jones: 67-yard pass from A. Rodgers	24	31
11/03	Minnesota	Kickoff	MIN 25	12	75	Q1 5:31	5	B. Johnson: 4-yard pass from K. Cousins	7	7
		Punt	MIN 32	12	57	Q2 1:36	3	D. Bailey: 29-yard FG	10	10
		Fumble	KC 38	5	38	Q3 3:01	2	A. Abdullah: 16-yard pass from K. Cousins	10	16
		Kickoff	MIN 25	11	75	Q3 4:31	5	Q4: K. Rudolph: 3-yard pass from K. Cousins	20	23
11/10	at Tennessee	Punt	TEN 27	4	73	Q2 1:34	3	A. Firkser: 9-yard pass from R. Tannehill	10	7
		Kickoff	TEN 26	2	74	Q3 0:56	1	D. Henry: 68-yard run	19	20
		Kickoff	TEN 25	10	75	Q4 5:28	6	D. Henry: 1-yard run	29	27
		Downs	TEN 39	4	61	Q4 0:58	3	A. Humphries: 23-yard pass from R. Tannehill	32	35
11/18	at L.A. Chargers	Kickoff	LAC 23	9	68	Q1 5:29	3	M. Badgley: 27-yard FG	0	3
		Kickoff	LAC 25	9	67	Q2 3:44	3	M. Badgley: 26-yard FG	7	6
		Kickoff	LAC 25	9	44	Q2 1:43	3	M. Badgley: 49-yard FG	10	9
		Kickoff	LAC 25	6	75	Q3 3:12	4	K. Allen: 7-yard pass from P. Rivers	24	17
12/01	Oakland	Kickoff	OAK 25	13	60	Q3 6:55	4	Q4: D. Carlson: 34-yard FG	31	3
		Kickoff	OAK 25	10	75	Q4 4:45	5	D. Carrier: 4-yard pass from D. Carr	38	9
12/08	at New England	Kickoff	NE 17	5	83	Q1 2:26	3	J. Edelman: 37-yard pass from T. Brady	0	7
		Blocked Punt	KC 19	2	19	Q3 0:51	1	B. Bolden: 10-yard run	23	13
		Fumble	NE 43	9	46	Q3 3:25	3	Q4: N. Folk: 29-yard FG	23	16
12/15	Denver	Kickoff	DEN 25	11	61	Q2 4:28	2	B. McManus: 32-yard FG	12	3
12/22	at Chicago	Punt	CHI 49	6	23	Q3 2:50	1	E. Piñeiro: 46-yard FG	17	3
12/29	L.A. Chargers	Kickoff	LAC 26	11	74	Q1 4:45	5	Q2: K. Allen: 12-yard pass from P. Rivers	3	7
		Interception	KC 21	3	21	Q3 1:26	2	M. Gordon III: 5-yard run	10	14
		Punt	LAC 14	14	86	Q4 7:11	7	H. Henry: 8-yard pass from P. Rivers	24	21
AVG				8.5	62.3	3:52.14	3.6			
TOTALS				474	3,487	216:40	202			



# OPPONENTS SCORING DRIVES



## CHIEFS OPPONENTS 2019 POSTSEASON SCORING DRIVES

DATE	OPPONENT	ACQUIRED	DRIVE START	PLAYS	YARDS	Q	TIME	FIRST DOWNS	SCORING PLAY	KC	OPP
01/12	Houston	Kickoff	HOU 25	6	75	Q1	3:01	2	K. Stills: 54-yard pass from D. Watson	0	7
		Muffed Punt	KC 6	2	6	Q1	0:48	1	D. Fells: 4-yard pass from D. Watson	0	21
		Punt	HOU 49	9	38	Q1	4:55	2	Q2: K. Fairbairn: 31-yard FG	0	24
		Kickoff	HOU 25	9	75	Q3	4:15	5	D. Watson: 5-yard run	41	31
01/19	Tennessee	Kickoff	TEN 30	8	58	Q1	3:31	2	G. Joseph: 30-yard FG	0	3
		Punt	TEN 42	9	58	Q1	4:07	5	D. Henry: 4-yard run	0	10
		Kickoff	TEN 25	15	75	Q1	9:07	7	Q2: D. Kelly: 1-yard pass from R. Tannehill	7	17
		Kickoff	TEN 20	8	80	Q4	3:15	3	A. Firkser: 22-yard pass from R. Tannehill	35	24
02/02	San Francisco	--	--	--	--	--	--	--	--	--	--
		<b>AVG</b>		<b>8.3</b>	<b>58.1</b>	<b>4:07.38</b>	<b>3.4</b>				
		<b>TOTALS</b>		<b>66</b>	<b>465</b>	<b>32:59</b>	<b>27</b>				



## 2019 Regular Season (As of January 21, 2020)

### PASSING

#### 500 YARDS PASSING

KC	11/5/2000	@ Oakland	504 yards	Elvis Grbac	
Opp	12/6/1990	@ Houston Oilers	527 yards	Warren Moon	

#### 400 YARDS PASSING

KC	11/10/2019	@ Tennessee	446 yards	Patrick Mahomes	
Opp	11/19/2018	@ L.A. Rams	413 yards	Jared Goff	

#### 300 YARDS PASSING

KC	12/15/2019	vs. Denver	340 yards	Patrick Mahomes	
Opp	11/18/2019	@ L.A. Chargers	353 yards	Philip Rivers	

#### 400 NET PASSING YARDS

KC	11/10/2019	@ Tennessee	433 yards 0 yards	Patrick Mahomes Dustin Colquitt	
Opp	10/7/2018	vs. Jacksonville	401 yards	Blake Bortles	

#### 300 NET PASSING YARDS

KC	12/15/2019	vs. Denver	327 yards	Patrick Mahomes	
Opp	11/18/2019	@ L.A. Chargers	345 yards	Philip Rivers	

#### SIX TOUCHDOWN PASSES

KC	11/19/2018	@ L.A. Rams	6 tds	Patrick Mahomes: (25, 21, 8, 4, 73, 10)	
Opp				* Never Has Happened *	

#### FIVE TOUCHDOWN PASSES

KC	11/19/2018	@ L.A. Rams	6 tds	Patrick Mahomes: (25, 21, 8, 4, 73, 10)	
Opp	10/8/2017	@ Houston	5 tds	Deshaun Watson: (1, 34, 48, 9, 6)	

#### FOUR TOUCHDOWN PASSES

KC	9/15/2019	@ Oakland	4 tds	Patrick Mahomes: (44, 42, 27, 39)	
Opp	11/19/2018	@ L.A. Rams	4 tds	Jared Goff: (7, 4, 7, 40)	

#### THREE TOUCHDOWN PASSES

KC	11/10/2019	@ Tennessee	3 tds	Patrick Mahomes: (3, 11, 63)	
Opp	11/3/2019	vs. Minnesota	3 tds	Kirk Cousins: (4, 16, 3)	

#### FOUR INTERCEPTIONS THROWN

KC	12/13/2009	vs. Buffalo	4 ints	Matt Cassel	
Opp	11/18/2019	@ L.A. Chargers	4 ints	Philip Rivers	

#### THREE INTERCEPTIONS THROWN

KC	11/19/2018	@ L.A. Rams	3 ints	Patrick Mahomes	
Opp	11/18/2019	@ L.A. Chargers	4 ints	Philip Rivers	

#### TWO INTERCEPTIONS THROWN

KC	11/19/2018	@ L.A. Rams	3 ints	Patrick Mahomes	
Opp	12/29/2019	vs. L.A. Chargers	2 ints	Philip Rivers	

### RUSHING

#### 300 YARDS RUSHER

KC				* Never Has Happened *	
Opp				* Never Has Happened *	

#### 200 YARDS RUSHER

KC	12/23/2012	vs. Indianapolis	226 yards	Jamaal Charles	
Opp	12/20/2009	vs. Cleveland	286 yards	Jerome Harrison	

#### 100 YARDS RUSHER

KC	12/29/2019	vs. L.A. Chargers	124 yards	Damien Williams	
Opp	12/1/2019	vs. Oakland	104 yards	Josh Jacobs	

#### 100 YARDS RUSHER

KC	12/29/2019	vs. L.A. Chargers	124 yards	Damien Williams	
Opp	12/1/2019	vs. Oakland	104 yards	Josh Jacobs	

#### TWO 100-YARD RUSHERS

KC	12/23/2012	vs. Indianapolis	226 yards 101 yards	Jamaal Charles Peyton Hillis	
Opp	10/19/2008	vs. Tennessee	168 yards 149 yards	Chris Johnson LenDale White	

#### FIVE TOUCHDOWNS RUSHING



KC	* Never Has Happened *				
Opp	12/7/2003	@ Denver	5 tds	Clinton Portis: (11, 1, 59, 28, 53)	
FOUR TOUCHDOWNS RUSHING					
KC	10/24/2004	vs. Atlanta	4 tds 4 tds	Priest Holmes: (1, 2, 2, 15) Derrick Blaylock: (1, 7, 3, 2)	
Opp	12/7/2003	@ Denver	5 tds	Clinton Portis: (11, 1, 59, 28, 53)	
THREE TOUCHDOWNS RUSHING					
KC	9/28/2015	@ Green Bay	3 tds	Jamaal Charles: (9, 4, 7)	
Opp	9/22/2019	vs. Baltimore	3 tds	Mark Ingram II: (2, 19, 1)	
TWO TOUCHDOWNS RUSHING					
KC	12/29/2019	vs. L.A. Chargers	2 tds	Damien Williams: (84, 7)	
Opp	11/10/2019	@ Tennessee	2 tds	Derrick Henry: (68, 1)	
TWO PLAYERS WITH TWO TD RUSHING					
KC	10/24/2004	vs. Atlanta			
Opp	* Never Has Happened *				
RECEIVING					
TWO 100-YARD RECEIVERS					
KC	9/15/2019	@ Oakland	172 yards 107 yards	Demarcus Robinson Travis Kelce	
Opp	9/16/2018	@ Pittsburgh	138 yards 121 yards	Jesse James JuJu Smith-Schuster	
200 YARDS RECEIVER					
KC	11/19/2018	@ L.A. Rams	215 yards	Tyreek Hill	
Opp	10/19/2017	@ Oakland	210 yards	Amari Cooper	
100 YARDS RECEIVER					
KC	12/15/2019	vs. Denver	142 yards	Travis Kelce	
Opp	12/1/2019	vs. Oakland	100 yards	Darren Waller	
FOUR TOUCHDOWNS RECEPTIONS					
KC	12/15/2013	@ Oakland	4 tds	Jamaal Charles: (71, 39, 16, 49)	
Opp	12/1/2013	vs. Denver	4 tds	Eric Decker: (41, 37, 15, 1)	
THREE TOUCHDOWNS RECEPTIONS					
KC	9/8/2019	@ Jacksonville	3 tds	Sammy Watkins: (68, 49, 3)	
Opp	10/8/2017	@ Houston	3 tds	DeAndre Hopkins: (1, 34, 6)	
TWO TOUCHDOWNS RECEPTIONS					
KC	12/15/2019	vs. Denver	2 tds	Tyreek Hill: (41, 5)	
Opp	10/27/2019	vs. Green Bay	2 tds	Aaron Jones: (4, 67)	
TWO PLAYERS WITH TWO TD RECEPTIONS					
KC	11/19/2018	@ L.A. Rams			
Opp	10/8/2017	@ Houston			
COMBINED YARDS AND TOUCHDOWNS					
100-YARD RUSHER AND 300-YARD PASSER					
KC	10/1/2018	@ Denver	121 yards 304 yards	Kareem Hunt Patrick Mahomes	
Opp	10/14/2018	@ New England	106 yards 340 yards	Sony Michel Tom Brady	
100-YARD RECEIVER AND 300-YARD PASSER					
KC	12/15/2019	vs. Denver	142 yards 340 yards	Travis Kelce Patrick Mahomes	
Opp	11/18/2019	@ L.A. Chargers	108 yards 353 yards	Austin Ekeler Philip Rivers	
100 YARDS RUSHING AND RECEIVING					
KC	11/3/2019	vs. Minnesota	125 yards 140 yards	Damien Williams Tyreek Hill	



# THE LAST TIME



Opp	12/1/2019	vs. Oakland	104 yards 100 yards	Josh Jacobs Darren Waller	
<b>100-YARD RUSHER, 300-YARD PASSER, 100-YARD RECEIVER</b>					
KC	9/7/2017	@ New England	148 yards 368 yards 133 yards	Kareem Hunt Alex Smith Tyreek Hill	
Opp	12/1/2013	vs. Denver	117 yards 403 yards 174 yards	Montee Ball Peyton Manning Eric Decker	
<b>DEFENSE</b>					
<b>INTERCEPTED PASS RETURNED FOR A TOUCHDOWN</b>					
KC	12/1/2019	vs. Oakland	46 yards	Juan Thornhill	(3:52) (Shotgun) 4-D.Carr pass short right intended for 16-T.Williams INTERCEPTED by 22-J.Thornhill at OAK 46. 22-J.Thornhill for 46 yards, TOUCHDOWN.
Opp	11/19/2018	@ L.A. Rams	25 yards	Samson Ebukam	(2:24) (Shotgun) 15-P.Mahomes pass short right intended for 84-D.Harris INTERCEPTED by 50-S.Ebukam at KC 25. 50-S.Ebukam for 25 yards, TOUCHDOWN.
<b>FUMBLE RETURNED FOR A TOUCHDOWN</b>					
KC	10/17/2019	@ Denver	5 yards	Reggie Ragland	(7:17) 5-J.Flacco sacked at DEN 17 for -9 yards (53-A.Hitchens). FUMBLES (53-A.Hitchens) [53-A.Hitchens], RECOVERED by KC-59-R.Ragland at DEN 5. 59-R.Ragland for 5 yards, TOUCHDOWN.
Opp	11/10/2019	@ Tennessee	53 yards	Rashaan Evans	(6:28) (Shotgun) 26-Dam.Williams up the middle to TEN 45 for -1 yards (51-D.Long). FUMBLES (51-D.Long), RECOVERED by TEN-54-R.Evans at TEN 47. 54-R.Evans for 53 yards, TOUCHDOWN.
<b>SAFETY SCORED</b>					
KC	11/27/2016	@ Denver	(6:20) (Shotgun) 13-T.Siemian sacked at DEN 0 for -8 yards (50-J.Houston). FUMBLES (50-J.Houston) [50-J.Houston], recovered by DEN-73-R.Okung at DEN -5. 73-R.Okung tackled in End Zone, SAFETY.		
Opp	9/16/2018	@ Pittsburgh	(12:09) 27-K.Hunt up the middle tackled in End Zone for -1 yards, SAFETY (25-A.Burns, 42-M.Burnett).		
<b>SHUTOUT</b>					
KC	10/23/2011	@ Oakland	Kansas City 28, Oakland 0		
Opp	12/16/2012	@ Oakland	Oakland 15, Kansas City 0		
<b>FOUR OR MORE INTERCEPTION GAME</b>					
KC	9/29/1985	vs. Seattle	4 int	Derron Cherry	
Opp	10/7/2001	@ Denver	4 int	Deltha O'Neal	
<b>THREE INTERCEPTION GAME</b>					
KC	11/27/2005	vs. New England	3 int	Greg Wesley	
Opp	10/7/2001	@ Denver	4 int	Deltha O'Neal	
<b>TWO INTERCEPTION GAME</b>					
KC	12/16/2017	vs. L.A. Chargers	2 int	Marcus Peters	
Opp	9/7/2014	vs. Tennessee	2 int	Jason McCourty	
<b>FOUR SACK GAME</b>					
KC	12/28/2014	vs. San Diego	4.0 sacks	Justin Houston	
Opp	11/9/2003	vs. Cleveland	4.0 sacks	Andra Davis	
<b>THREE SACK GAME</b>					
KC	10/28/2018	vs. Denver	3.0 sacks	Dee Ford	
Opp	9/24/2017	@ L.A. Chargers	3.0 sacks	Melvin Ingram III	
<b>TWO SACK GAME</b>					
KC	11/10/2019	@ Tennessee	2.0 sacks	Chris Jones	
Opp	12/15/2019	vs. Denver	2.0 sacks	Shelby Harris	
<b>SPECIAL TEAMS</b>					
<b>KICKOFF RETURNED FOR A TOUCHDOWN</b>					
KC	12/29/2019	vs. L.A. Chargers	104 yards	Mecole Hardman	1-T.Long kicks 69 yards from LAC 35 to KC -4. 17-M.Hardman for 104 yards, TOUCHDOWN.
Opp	11/7/2010	@ Oakland	94 yards	Jacoby Ford	6-R.Succop kicks 64 yards from KC 30 to OAK 6. 12-J.Ford for 94 yards, TOUCHDOWN. PENALTY on OAK-54-S.Williams, Unsportsmanlike Conduct, 15 yards, enforced between downs.
<b>PUNT RETURNED FOR A TOUCHDOWN</b>					
KC	9/9/2018	@ L.A. Chargers	91 yards	Tyreek Hill	(13:24) 8-D.Kaser punts 57 yards to KC 9, Center-47-M.Windt. 10-T.Hill for 91 yards, TOUCHDOWN.
Opp	12/9/2012	@ Cleveland	93 yards	Travis Benjamin	(15:00) (Punt formation) 2-D.Colquitt punts 41 yards to CLV 7, Center-43-T.Gafford. 80-T.Benjamin for 93 yards, TOUCHDOWN. Longest Punt Return in Cleveland Franchise History
<b>BLOCKED FIELD GOAL RETURNED FOR A TOUCHDOWN</b>					
KC	12/6/1987	@ Cincinnati	28 yards	Kevin Ross	
Opp	11/28/2010	@ Seattle	(5:08) 6-R.Succop 43 yard field goal is BLOCKED (93-C.Terrill), Center-43-T.Gafford, Holder-2-D.Colquitt, ball out of bounds at SEA 47. Penalty on KC-6-R.Succop, Illegal Touch Kick, declined. Play Challenged by KC and REVERSED. 6-R.Succop 43 yard field goal is BLOCKED (93-C.Terrill), Center-43-T.Gafford, Holder-2-D.Colquitt, recovered by KC-2-D.Colquitt at SEA 38. 2-D.Colquitt to SEA 38 for no gain (31-K.Chancellor). Challenge was whether FG att. passed line of scrim		
<b>BLOCKED PUNT RETURNED FOR A TOUCHDOWN</b>					
KC	9/13/2009	@ Baltimore	(10:09) (Punt formation) 4-S.Koch punt is BLOCKED by 47-J.McGraw, Center-70-M.Katula, RECOVERED by KC-47-J.McGraw at BLT 0. TOUCHDOWN.		



# THE LAST TIME



Opp	11/28/2010	@ Seattle	(:39) 2-D.Colquitt punt is BLOCKED by 39-K.Cox, Center-43-T.Gafford, RECOVERED by SEA-29-E.Thomas at KC 10. 29-E.Thomas for 10 yards, TOUCHDOWN.		
MADE FIELD GOAL OF 50 YARDS OR LONGER					
KC	12/22/2019	@ Chicago	56 yards	Harrison Butker	(11:46) (Field Goal formation) 7-H.Butker 56 yard field goal is GOOD, Center-41-J.Winchester, Holder-2-D.Colquitt.
Opp	9/29/2019	@ Detroit	53 yards	Matt Prater	(6:24) 5-M.Prater 53 yard field goal is GOOD, Center-48-D.Muhlbach, Holder-6-S.Martin.
BLOCKED FIELD GOAL					
KC	11/10/2019	@ Tennessee	52 yards	Harrison Butker	(:03) (Field Goal formation) 7-H.Butker 52 yard field goal is BLOCKED (46-J.Kalu), Center-41-J.Winchester, Holder-2-D.Colquitt, RECOVERED by TEN-36-L.Sims at KC 47. 36-L.Sims to KC 33 for 14 yards (42-A.Sherman).
Opp	12/8/2019	@ New England	41 yards	Nick Folk	(2:06) 2-N.Folk 41 yard field goal is BLOCKED (92-T.Kpassagnon), Center-49-J.Cardona, Holder-7-J.Bailey, RECOVERED by KC-35-C.Ward at KC 35. 35-C.Ward to KC 42 for 7 yards (58-J.Collins).
BLOCKED PUNT					
KC	12/8/2019	@ New England	(5:19) 2-D.Colquitt punt is BLOCKED by 43-N.Ebner, Center-41-J.Winchester, ball out of bounds at KC 19.		
Opp	11/4/2018	@ Cleveland	(8:10) (Punt formation) 4-B.Colquitt punt is BLOCKED by 26-Dam. Williams, Center-47-C.Hughlett, ball out of bounds at CLV 21.		
MISSED POINT AFTER TOUCHDOWN ATTEMPT					
KC	12/22/2019	@ Chicago	7-H.Butker extra point is No Good, Hit Left Upright, Center-41-J.Winchester, Holder-2-D.Colquitt.		
Opp	12/1/2019	vs. Oakland	8-D.Carson extra point is Blocked (92-T.Kpassagnon), Center-47-T.Sieg, Holder-6-A.Cole. DEFENSIVE TWO-POINT ATTEMPT. 35-C.Ward recovered the blocked kick. ATTEMPT SUCCEEDS.		
POINT AFTER TOUCHDOWN ATTEMPT BLOCKED					
KC	12/1/2019	vs. Oakland	8-D.Carson extra point is Blocked (92-T.Kpassagnon), Center-47-T.Sieg, Holder-6-A.Cole. DEFENSIVE TWO-POINT ATTEMPT. 35-C.Ward recovered the blocked kick. ATTEMPT SUCCEEDS.		
Opp	12/2/2018	@ Oakland	7-H.Butker extra point is Blocked (99-A.Key), Center-41-J.Winchester, Holder-2-D.Colquitt.		
SUCCESSFUL ONSIDE KICK					
KC	10/15/2017	vs. Pittsburgh	2-D.Colquitt kicks 48 yards from KC 20 to PIT 32. RECOVERED by KC-80-J.Chesson.		
Opp	10/7/2018	vs. Jacksonville	4-J.Lambo kicks onside 13 yards from JAX 35 to JAX 48. RECOVERED by JAX-4-J.Lambo. Kansas City challenged the kick touched ruling, and the play was Upheld. The ruling on the field stands. (Timeout #2.)		
FIVE FIELD GOALS					
KC	12/24/2017	vs. Miami	5 fg	Harrison Butker: (49, 29, 21, 32, 31)	
Opp	10/14/2018	@ New England	5 fg	Stephen Gostkowski: (48, 24, 39, 50, 28)	
FOUR FIELD GOALS					
KC	11/10/2019	@ Tennessee	4 fg	Harrison Butker: (30, 41, 43, 39)	
Opp	10/6/2019	vs. Indianapolis	4 fg	Adam Vinatieri: (32, 32, 31, 29)	
THREE FIELD GOALS					
KC	12/15/2019	vs. Denver	3 fg	Harrison Butker: (23, 24, 44)	
Opp	11/18/2019	@ L.A. Chargers	3 fg	Michael Badgley: (27, 26, 49)	
TEAM					
500 TOTAL YARDS OF OFFENSE					
KC	11/10/2019	@ Tennessee	Kansas City 530, Tennessee 371		
Opp	10/14/2018	@ New England	New England 500, Kansas City 446		
400 TOTAL YARDS OF OFFENSE					
KC	12/15/2019	vs. Denver	Kansas City 419, Denver 251		
Opp	11/18/2019	@ L.A. Chargers	L.A. Chargers 438, Kansas City 310		
TOUCHDOWN ON OFFENSE, DEFENSE AND SPECIAL TEAMS					
KC	12/4/2016	@ Atlanta	ST: (7:10) A.Smith pass short left to S.Ware for 3 yards, TOUCHDOWN. ST: (8:06) (Shotgun) S.Ware left end for 3 yards, TOUCHDOWN. DEF: (:48) (Shotgun) M.Ryan pass short right intended for T.Gabriel INTERCEPTED by E.Berry at ATL 37. E.Berry for 37 yards, TOUCHDOWN. OFF: (13:02) (Punt formation) A.Wilson right guard for 55 yards, TOUCHDOWN. OFF: (Pass formation) TWO-POINT CONVERSION ATTEMPT. M.Ryan pass to A.Hooper is incomplete. ATTEMPT FAILS. DEFENSIVE TWO-POINT ATTEMPT. E.Berry intercepted the try attempt. ATTEMPT SUCCEEDS.		
Opp	* Never Has Happened *				
MADE TWO-POINT CONVERSION					
KC	12/15/2019	vs. Denver	TWO-POINT CONVERSION ATTEMPT. 15-P.Mahomes pass to 14-S.Watkins is complete. ATTEMPT SUCCEEDS.		
Opp	11/18/2019	@ L.A. Chargers	(Pass formation) TWO-POINT CONVERSION ATTEMPT. 17-P.Rivers pass to 86-H.Henry is complete. ATTEMPT SUCCEEDS.		
FAILED TWO-POINT CONVERSION					
KC	12/15/2019	vs. Denver	(Kick formation) TWO-POINT CONVERSION ATTEMPT. 2-D.Colquitt pass to 42-A.Sherman is incomplete. ATTEMPT FAILS.		
Opp	12/8/2019	@ New England	Shotgun TWO-POINT CONVERSION ATTEMPT. 28-J.White rushes up the middle. ATTEMPT FAILS.		
50 POINTS					
KC	11/19/2018	@ L.A. Rams	L.A. Rams 54, Kansas City 51		
Opp	11/19/2018	@ L.A. Rams	L.A. Rams 54, Kansas City 51		



# THE LAST TIME



## 40 POINTS

KC	12/1/2019	vs. Oakland	Kansas City 40, Oakland 9
Opp	11/19/2018	@ L.A. Rams	L.A. Rams 54, Kansas City 51

## OVERTIME WIN

KC	12/9/2018	vs. Baltimore	Kansas City 27, Baltimore 24
Opp	11/19/2017	@ N.Y. Giants	N.Y. Giants 12, Kansas City 9

## OVERTIME LOSS

KC	11/19/2017	@ N.Y. Giants	N.Y. Giants 12, Kansas City 9
Opp	12/9/2018	vs. Baltimore	Kansas City 27, Baltimore 24

## OVERTIME TIE

KC	11/19/1989	@ Cleveland	Kansas City 10, Cleveland 10
Opp	* Never Has Happened *		



**2019 Postseason**  
 (As of January 21, 2020)
**PASSING****500 YARDS PASSING**

KC	* Never Has Happened *			
----	------------------------	--	--	--

Opp	* Never Has Happened *			
-----	------------------------	--	--	--

**400 YARDS PASSING**

KC	* Never Has Happened *			
----	------------------------	--	--	--

Opp	1/4/2014	@ Indianapolis	443 yards	Andrew Luck
-----	----------	----------------	-----------	-------------

**300 YARDS PASSING**

KC	1/12/2020	vs. Houston	321 yards	Patrick Mahomes
----	-----------	-------------	-----------	-----------------

Opp	1/12/2020	vs. Houston	388 yards	Deshaun Watson
-----	-----------	-------------	-----------	----------------

**400 NET PASSING YARDS**

KC	* Never Has Happened *			
----	------------------------	--	--	--

Opp	1/4/2014	@ Indianapolis	436 yards	Andrew Luck
-----	----------	----------------	-----------	-------------

**300 NET PASSING YARDS**

KC	1/12/2020	vs. Houston	321 yards	Patrick Mahomes
----	-----------	-------------	-----------	-----------------

			-5 yards	Sammy Watkins
--	--	--	----------	---------------

Opp	1/12/2020	vs. Houston	362 yards	Deshaun Watson
-----	-----------	-------------	-----------	----------------

			-14 yards	Kenny Stills
--	--	--	-----------	--------------

**SIX TOUCHDOWN PASSES**

KC	* Never Has Happened *			
----	------------------------	--	--	--

Opp	* Never Has Happened *			
-----	------------------------	--	--	--

**FIVE TOUCHDOWN PASSES**

KC	1/12/2020	vs. Houston	5 tds	Patrick Mahomes: (17, 5, 6, 5, 8)
----	-----------	-------------	-------	--------------------------------------

Opp	* Never Has Happened *			
-----	------------------------	--	--	--

**FOUR TOUCHDOWN PASSES**

KC	1/12/2020	vs. Houston	5 tds	Patrick Mahomes: (17, 5, 6, 5, 8)
----	-----------	-------------	-------	--------------------------------------

Opp	1/4/2014	@ Indianapolis	4 tds	Andrew Luck: (12, 64, 3, 10)
-----	----------	----------------	-------	---------------------------------

**THREE TOUCHDOWN PASSES**

KC	1/19/2020	vs. Tennessee	3 tds	Patrick Mahomes: (8, 20, 60)
----	-----------	---------------	-------	---------------------------------

Opp	1/4/2014	@ Indianapolis	4 tds	Andrew Luck: (12, 64, 3, 10)
-----	----------	----------------	-------	---------------------------------

**FOUR INTERCEPTIONS THROWN**

KC	* Never Has Happened *			
----	------------------------	--	--	--

Opp	1/9/2016	@ Houston	4 ints	Brian Hoyer
-----	----------	-----------	--------	-------------

**THREE INTERCEPTIONS THROWN**

KC	1/9/2011	vs. Baltimore	3 ints	Matt Cassel
----	----------	---------------	--------	-------------

Opp	1/9/2016	@ Houston	4 ints	Brian Hoyer
-----	----------	-----------	--------	-------------

**TWO INTERCEPTIONS THROWN**

KC	1/9/2011	vs. Baltimore	3 ints	Matt Cassel
----	----------	---------------	--------	-------------

Opp	1/20/2019	vs. New England	2 ints	Tom Brady
-----	-----------	-----------------	--------	-----------

**RUSHING****300 YARDS RUSHER**

KC	* Never Has Happened *			
----	------------------------	--	--	--

Opp	* Never Has Happened *			
-----	------------------------	--	--	--

**200 YARDS RUSHER**

KC	* Never Has Happened *			
----	------------------------	--	--	--

Opp	* Never Has Happened *			
-----	------------------------	--	--	--

**100 YARDS RUSHER**

KC	1/12/2019	vs. Indianapolis	129 yards	Damien Williams
----	-----------	------------------	-----------	-----------------

Opp	1/20/2019	vs. New England	113 yards	Sony Michel
-----	-----------	-----------------	-----------	-------------

**100 YARDS RUSHER**

KC	1/12/2019	vs. Indianapolis	129 yards	Damien Williams
----	-----------	------------------	-----------	-----------------

Opp	1/20/2019	vs. New England	113 yards	Sony Michel
-----	-----------	-----------------	-----------	-------------

**TWO 100-YARD RUSHERS**

KC	* Never Has Happened *			
----	------------------------	--	--	--

Opp	* Never Has Happened *			
-----	------------------------	--	--	--

**FIVE TOUCHDOWNS RUSHING**

KC	* Never Has Happened *			
----	------------------------	--	--	--

Opp	* Never Has Happened *			
-----	------------------------	--	--	--

**FOUR TOUCHDOWNS RUSHING**



KC	* Never Has Happened *				
Opp	* Never Has Happened *				
THREE TOUCHDOWNS RUSHING					
KC	* Never Has Happened *				
Opp	1/23/1994	@ Buffalo	3 tds	Thurman Thomas (12, 3, 3)	
TWO TOUCHDOWNS RUSHING					
KC	1/12/2020	vs. Houston	2 tds	Damien Williams: (1, 5)	
Opp	1/20/2019	vs. New England	2 tds 2 tds	Rex Burkhead: (4, 2) Sony Michel: (1, 10)	
TWO PLAYERS WITH TWO TD RUSHING					
KC	* Never Has Happened *				
Opp	1/20/2019	vs. New England			
RECEIVING					
TWO 100-YARD RECEIVERS					
KC	12/25/1971	vs. Miami	110 yards 104 yards	Ed Podolak Elmo Wright	
Opp	* Never Has Happened *				
200 YARDS RECEIVER					
KC	* Never Has Happened *				
Opp	1/4/2014	@ Indianapolis	224 yards	T.Y. Hilton	
100 YARDS RECEIVER					
KC	1/19/2020	vs. Tennessee	114 yards	Sammy Watkins	
Opp	1/12/2020	vs. Houston	118 yards	DeAndre Hopkins	
FOUR TOUCHDOWNS RECEPTIONS					
KC	* Never Has Happened *				
Opp	* Never Has Happened *				
THREE TOUCHDOWNS RECEPTIONS					
KC	1/12/2020	vs. Houston	3 tds	Travis Kelce: (5, 6, 5)	
Opp	12/22/1968	@ Oakland	3 tds	Fred Biletnikoff (24, 44, 54)	
TWO TOUCHDOWNS RECEPTIONS					
KC	1/19/2020	vs. Tennessee	2 tds	Tyreek Hill: (8, 20)	
Opp	1/16/2016	@ New England	2 tds	Rob Gronkowski: (8, 16)	
TWO PLAYERS WITH TWO TD RECEPTIONS					
KC	* Never Has Happened *				
Opp	* Never Has Happened *				
COMBINED YARDS AND TOUCHDOWNS					
100-YARD RUSHER AND 300-YARD PASSER					
KC	* Never Has Happened *				
Opp	1/20/2019	vs. New England	113 yards 348 yards	Sony Michel Tom Brady	
100-YARD RECEIVER AND 300-YARD PASSER					
KC	1/12/2020	vs. Houston	134 yards 321 yards	Travis Kelce Patrick Mahomes	
Opp	1/12/2020	vs. Houston	118 yards 388 yards	DeAndre Hopkins Deshaun Watson	
100 YARDS RUSHING AND RECEIVING					
KC	1/12/2019	vs. Indianapolis	129 yards 108 yards	Damien Williams Travis Kelce	
Opp	1/15/2017	vs. Pittsburgh	170 yards 108 yards	Le'Veon Bell Antonio Brown	
100-YARD RUSHER, 300-YARD PASSER, 100-YARD RECEIVER					
KC	* Never Has Happened *				
Opp	* Never Has Happened *				
DEFENSE					
INTERCEPTED PASS RETURNED FOR A TOUCHDOWN					
KC	* Never Has Happened *				
Opp	12/28/1986	@ N.Y. Jets	21 yards	Kevin McArthur	
FUMBLE RETURNED FOR A TOUCHDOWN					
KC	* Never Has Happened *				



# THE LAST TIME



Opp	1/4/2014	@ Indianapolis	2 yards	Andrew Luck	(10:45) (No Huddle, Shotgun) 31-D.Brown up the middle to KC 2 for no gain (29-E.Berry). FUMBLES (29-E.Berry), recovered by IND-12-A.Luck at KC 5. 12-A.Luck for 5 yards, TOUCHDOWN.
<b>SAFETY SCORED</b>					
KC	12/28/1986	@ N.Y. Jets		Team Safety	
Opp					* Never Has Happened *
<b>SHUTOUT</b>					
KC	1/9/2016	@ Houston		Kansas City 30, Houston 0	
Opp	1/2/1993	@ San Diego		San Diego 17, Kansas City 0	
<b>FOUR OR MORE INTERCEPTION GAME</b>					
KC					* Never Has Happened *
Opp					* Never Has Happened *
<b>THREE INTERCEPTION GAME</b>					
KC					* Never Has Happened *
Opp					* Never Has Happened *
<b>TWO INTERCEPTION GAME</b>					
KC	1/4/2014	@ Indianapolis	2 int	Husain Abdullah	
Opp	1/5/1992	@ Buffalo	2 int	Kirby Jackson	
<b>FOUR SACK GAME</b>					
KC					* Never Has Happened *
Opp					* Never Has Happened *
<b>THREE SACK GAME</b>					
KC	1/12/2020	vs. Houston	3.0 sacks	Frank Clark	
Opp	1/9/2016	@ Houston	3.0 sacks	Whitney Mercilus	
<b>TWO SACK GAME</b>					
KC	1/19/2020	vs. Tennessee	2.0 sacks	Tanoh Kpassagnon	
Opp	1/20/2019	vs. New England	2.0 sacks	Kyle Van Noy	
<b>SPECIAL TEAMS</b>					
<b>KICKOFF RETURNED FOR A TOUCHDOWN</b>					
KC	1/9/2016	@ Houston	106 yards	Knile Davis	8-N.Novak kicks 71 yards from HST 35 to KC -6. 34-K.Davis for 106 yards, TOUCHDOWN.
Opp					* Never Has Happened *
<b>PUNT RETURNED FOR A TOUCHDOWN</b>					
KC					* Never Has Happened *
Opp					* Never Has Happened *
<b>BLOCKED FIELD GOAL RETURNED FOR A TOUCHDOWN</b>					
KC					* Never Has Happened *
Opp					* Never Has Happened *
<b>BLOCKED PUNT RETURNED FOR A TOUCHDOWN</b>					
KC	12/28/1986	@ N.Y. Jets	0 yards	Albert Lewis	
Opp	1/12/2020	vs. Houston			(10:13) 2-D.Colquitt punt is BLOCKED by 52-B.Mingo, Center-41-J.Winchester, RECOVERED by HST-32-L.Johnson at KC 10. 32-L.Johnson for 10 yards, TOUCHDOWN.
<b>MADE FIELD GOAL OF 50 YARDS OR LONGER</b>					
KC					* Never Has Happened *
Opp	1/6/2007	@ Indianapolis	50 yards	Adam Vinatieri	(:02) 4-A.Vinatieri 50 yard field goal is GOOD, Center-48-J.Snow, Holder-17-H.Smith.
<b>BLOCKED FIELD GOAL</b>					
KC					* Never Has Happened *
Opp					* Never Has Happened *
<b>BLOCKED PUNT</b>					
KC	1/12/2020	vs. Houston			(10:13) 2-D.Colquitt punt is BLOCKED by 52-B.Mingo, Center-41-J.Winchester, RECOVERED by HST-32-L.Johnson at KC 10. 32-L.Johnson for 10 yards, TOUCHDOWN.
Opp					* Never Has Happened *
<b>MISSED POINT AFTER TOUCHDOWN ATTEMPT</b>					
KC	1/12/2020	vs. Houston			7-H.Butker extra point is No Good, Wide Left, Center-41-J.Winchester, Holder-2-D.Colquitt.
Opp	1/12/2019	vs. Indianapolis			4-A.Vinatieri extra point is No Good, Wide Right, Center-46-L.Rhodes, Holder-2-R.Sanchez.
<b>POINT AFTER TOUCHDOWN ATTEMPT BLOCKED</b>					
KC					* Never Has Happened *
Opp					* Never Has Happened *
<b>FIVE FIELD GOALS</b>					
KC					* Never Has Happened *
Opp	1/15/2017	vs. Pittsburgh	6 fg	Chris Boswell:	(22, 38, 36, 45, 43, 43)
<b>FOUR FIELD GOALS</b>					
KC					* Never Has Happened *
Opp	1/15/2017	vs. Pittsburgh	6 fg	Chris Boswell:	(22, 38, 36, 45, 43, 43)
<b>THREE FIELD GOALS</b>					
KC	1/9/2016	@ Houston	3 fg	Cairo Santos:	(49, 49, 33)



# THE LAST TIME



Opp	1/15/2017	vs. Pittsburgh	6 fg	Chris Boswell: (22, 38, 36, 45, 43, 43)	
TEAM					
500 TOTAL YARDS OF OFFENSE					
KC	1/4/2014	@ Indianapolis	Indianapolis 536, Kansas City 513		
Opp	1/20/2019	vs. New England	New England 524, Kansas City 290		
400 TOTAL YARDS OF OFFENSE					
KC	1/19/2020	vs. Tennessee	Kansas City 404, Tennessee 295		
Opp	1/12/2020	vs. Houston	Houston 442, Kansas City 434		
TOUCHDOWN ON OFFENSE, DEFENSE AND SPECIAL TEAMS					
KC				* Never Has Happened *	
Opp				* Never Has Happened *	
MADE TWO-POINT CONVERSION					
KC	1/6/2007	@ Indianapolis	TWO-POINT CONVERSION ATTEMPT. 10-T.Green pass to 84-K.Wilson is complete. ATTEMPT SUCCEEDS.		
Opp				* Never Has Happened *	
FAILED TWO-POINT CONVERSION					
KC	1/15/2017	vs. Pittsburgh	TWO-POINT CONVERSION ATTEMPT. 11-A.Smith pass to 19-J.Maclin is incomplete. ATTEMPT FAILS.		
Opp	1/6/2018	vs. Tennessee	TWO-POINT CONVERSION ATTEMPT. 8-M.Mariota pass to 18-R.Matthews is complete. ATTEMPT FAILS. Penalty on TEN, Illegal Shift, declined. TWO-POINT CONVERSION ATTEMPT. 8-M.Mariota is sacked. ATTEMPT FAILS. Sack by D.Sorenson ruled forward progress stopped negating D.Sorenson 58 yard return.		
50 POINTS					
KC	1/12/2020	vs. Houston	Kansas City 51, Houston 31		
Opp				* Never Has Happened *	
40 POINTS					
KC	1/12/2020	vs. Houston	Kansas City 51, Houston 31		
Opp	1/4/2014	@ Indianapolis	Indianapolis 45, Kansas City 44		
OVERTIME WIN					
KC	1/8/1994	vs. Pittsburgh	Kansas City 27, Pittsburgh 24		
Opp	1/20/2019	vs. New England	New England 37, Kansas City 31		
OVERTIME LOSS					
KC	1/20/2019	vs. New England	New England 37, Kansas City 31		
Opp				* Never Has Happened *	
OVERTIME TIE					
KC				* Never Has Happened *	
Opp				* Never Has Happened *	





# CHIEFS KINGDOM

GAMEBOOKS





# AFC Championship

## National Football League Game Summary

NFL Copyright © 2019 by The National Football League. All rights reserved. This summary and play-by-play is for the express purpose of assisting media in their coverage of the game; any other use of this material is prohibited without the written permission of the National Football League. Updated: 1/20/2020

Date: Sunday, 1/19/2020 **Tennessee Titans at Kansas City Chiefs** Start Time: 2:05 PM CST  
at Arrowhead Stadium, Kansas City, MO

**Game Day Weather**  
Temp: 17° F (-8.3° C) Humidity: 46%, Wind: Northwest 10 mph  
Outdoor Weather: Sunny, Wind Chill: 5  
Played Outdoor on Turf: Natural Grass

Officials		
Referee: Corrente, Tony (99)	Umpire: Neale, Bryan (92)	Down Judge: Phillips, Jerod (6)
Line Judge: Boston, Byron (18)	Field Judge: Baynes, Allen (56)	Side Judge: Edwards, Scott (3)
Back Judge: Paganelli, Perry (46)	Replay Official: Wimmer, Mike (0)	

Tennessee Titans				Kansas City Chiefs			
Offense		Defense		Offense		Defense	
WR 84	C.Davis	CB 35	T.Brock	WR 10	T.Hill	LDE 55	F.Clark
TE 81	J.Smith	NT 90	D.Jones	LT 72	E.Fisher	LDT 64	M.Pennel
LT 77	T.Lewan	DT 99	J.Casey	LG 61	S.Wisniewski	RDT 91	D.Nnadi
LG 76	R.Saffold	OLB 44	K.Correa	C 62	A.Reiter	RDE 92	T.Kpassagnon
C 60	B.Jones	ILB 54	R.Evans	RG 76	L.Duvernay-Tardif	LB 53	A.Hitchens
RG 64	N.Davis	ILB 55	J.Brown	RT 71	M.Schwartz	LB 54	D.Wilson
RT 78	J.Conklin	OLB 58	H.Landry	TE 87	T.Kelce	RCB 35	C.Ward
WR 11	A.Brown	CB 26	L.Ryan	WR 14	S.Watkins	LCB 21	B.Breeland
WR 19	T.Sharpe	SS 24	K.Vaccaro	QB 15	P.Mahomes	CB 29	K.Fuller
QB 17	R.Tannehill	FS 31	K.Byard	RB 26	Dam.Williams	FS 49	D.Sorensen
RB 22	D.Henry	CB 25	A.Jackson	WR 11	D.Robinson	SS 32	T.Mathieu

Substitutions	Substitutions
P 6 B.Kern, K 7 G.Joseph, QB 8 M.Mariota, WR 10 A.Humphries, WR 14 K.Raymond, CB 23 T.Smith, DB 29 D.Cruikshank, RB 33 D.Lewis, CB 36 L.Sims, DB 37 A.Hooker, FB/RB 41 K.Blasingame, DB 46 J.Kalu, LS 48 B.Brinkley, OLB 50 D.Roberson, LB 51 D.Long, LB 53 D.Bates, LB 59 W.Woodyard, T/G 71 D.Kelly, G 75 J.Douglas, TE 85 M.Pruitt, TE 86 A.Firkser, DE 92 M.Dickerson, DL 94 A.Johnson, DL 98 J.Simmons	P 2 D.Colquitt, K 7 H.Butker, WR 13 B.Pringle, WR 17 M.Hardman, S 23 A.Watts, S 24 J.Lucas, CB 27 R.Fenton, DB 30 A.Brown, RB 34 D.Thompson, LS 41 J.Winchester, FB 42 A.Sherman, LB 44 D.O'Daniel, DE 52 D.Harris, LB 56 B.Niemann, LB 59 R.Ragland, G 73 N.Allegretti, TE 81 B.Bell, TE 82 D.Yelder, OLB 94 T.Suggs, DT 95 C.Jones, DT 98 X.Williams, DT 99 K.Saunders

Did Not Play	Did Not Play
	QB 4 C.Henne, T 75 C.Erving

Not Active	Not Active
WR 12 R.Davis, WR 15 D.Jennings, WR 16 C.Hollister, G/T 66 K.Pamphile, OLB 93 R.Gilbert, DT 96 J.Ivie, DT 97 I.Mack	QB 8 M.Moore, CB 20 M.Claiborne, RB 25 L.McCoy, LB 50 D.Lee, T 60 R.Hunter, T 68 J.Barton, G 77 A.Wylie

Field Goals (made ( ) & missed)	
G.Joseph	(30)

		1	2	3	4	OT	Total
VISITOR:	Tennessee Titans	10	7	0	7	0	24
HOME:	Kansas City Chiefs	7	14	0	14	0	35

Scoring Plays						Visitor	Home
Team	Qtr	Time	Play Description (Extra Point) (Drive Info)				
Titans	1	11:29	G.Joseph 30 yd. Field Goal (8-58, 3:31)			3	0
Titans	1	5:52	D.Henry 4 yd. run (G.Joseph kick) (9-58, 4:07)			10	0
Chiefs	1	0:46	T.Hill 8 yd. pass from P.Mahomes (H.Butker kick) (10-74, 5:06)			10	7
Titans	2	6:39	D.Kelly 1 yd. pass from R.Tannehill (G.Joseph kick) (15-75, 9:07)			17	7
Chiefs	2	4:03	T.Hill 20 yd. pass from P.Mahomes (H.Butker kick) (5-63, 2:36)			17	14
Chiefs	2	0:11	P.Mahomes 27 yd. run (H.Butker kick) (9-86, 1:40)			17	21
Chiefs	4	14:50	Dam.Williams 3 yd. run (H.Butker kick) (13-73, 7:08)			17	28
Chiefs	4	7:33	S.Watkins 60 yd. pass from P.Mahomes (H.Butker kick) (7-88, 4:21)			17	35
Titans	4	4:18	A.Firkser 22 yd. pass from R.Tannehill (G.Joseph kick) (8-80, 3:15)			24	35



# AFC Championship

## National Football League Game Summary

NFL Copyright © 2019 by The National Football League. All rights reserved. This summary and play-by-play is for the express purpose of assisting media in their coverage of the game; any other use of this material is prohibited without the written permission of the National Football League.

Updated: 1/20/2020

Paid Attendance: 73,656

Time: 3:04



## Tennessee Titans vs Kansas City Chiefs

1/19/2020 at Arrowhead Stadium

## Final Individual Statistics

## Tennessee Titans

RUSHING	ATT	YDS	AVG	LG	TD
D.Henry	19	69	3.6	13	1
R.Tannehill	3	11	3.7	6	0
M.Mariota	1	5	5.0	5	0
Total	23	85	3.7	13	1

PASSING	ATT	CMP	YDS	SK/YD	TD	LG	IN	RT
R.Tannehill	31	21	209	3/27	2	37	0	108.1
B.Kern	1	1	28	0/0	0	28	0	118.8
Total	32	22	237	3/27	2	37	0	111.1

PASS RECEIVING	TAR	REC	YDS	AVG	LG	TD
C.Davis	8	5	65	13.0	22	0
A.Humphries	5	4	25	6.3	9	0
A.Brown	6	3	51	17.0	37	0
J.Smith	4	3	38	12.7	22	0
D.Henry	2	2	-8	-4.0	-2	0
A.Hooker	1	1	28	28.0	28	0
A.Firkser	2	1	22	22.0	22	1
M.Pruitt	1	1	9	9.0	9	0
D.Lewis	1	1	6	6.0	6	0
D.Kelly	1	1	1	1.0	1	1
T.Sharpe	1	0	0	0.0	0	0
Total	32	22	237	10.8	37	2

INTERCEPTIONS	NO	YDS	AVG	LG	TD
Total	0	0	0	0	0

PUNTING	NO	YDS	AVG	NET	TB	IN20	LG
B.Kern	3	139	46.3	44.0	0	1	53
Total	3	139	46.3	44.0	0	1	53

PUNT RETURNS	NO	YDS	AVG	FC	LG	TD
K.Raymond	1	9	9.0	1	9	0
[TOUCHBACK]	1	0	0.0	0	0	0
Total	1	9	9.0	1	9	0

KICKOFF RETURNS	NO	YDS	AVG	FC	LG	TD
K.Raymond	3	61	20.3	0	22	0
A.Firkser	1	0	0.0	0	0	0
[TOUCHBACK]	2	0	0.0	0	0	0
Total	4	61	15.3	0	22	0

## Kansas City Chiefs

RUSHING	ATT	YDS	AVG	LG	TD
P.Mahomes	8	53	6.6	27	1
Dam.Williams	17	45	2.6	8	1
T.Hill	1	7	7.0	7	0
D.Thompson	1	7	7.0	7	0
Total	27	112	4.1	27	2

PASSING	ATT	CMP	YDS	SK/YD	TD	LG	IN	RT
P.Mahomes	35	23	294	2/2	3	60	0	120.4
Total	35	23	294	2/2	3	60	0	120.4

PASS RECEIVING	TAR	REC	YDS	AVG	LG	TD
S.Watkins	10	7	114	16.3	60	1
T.Hill	7	5	67	13.4	26	2
Dam.Williams	6	5	44	8.8	17	0
T.Kelce	4	3	30	10.0	18	0
D.Robinson	2	2	31	15.5	24	0
M.Hardman	1	1	8	8.0	8	0
D.Thompson	1	0	0	0.0	0	0
A.Sherman	1	0	0	0.0	0	0
Total	32	23	294	12.8	60	3

INTERCEPTIONS	NO	YDS	AVG	LG	TD
Total	0	0	0	0	0

PUNTING	NO	YDS	AVG	NET	TB	IN20	LG
D.Colquitt	3	122	40.7	31.0	1	0	46
Total	3	122	40.7	31.0	1	0	46

PUNT RETURNS	NO	YDS	AVG	FC	LG	TD
M.Hardman	1	7	7.0	0	7	0
J.Lucas	1	0	0.0	0	0	0
[DOWNED]	1	0	0.0	0	0	0
Total	2	7	3.5	0	7	0

KICKOFF RETURNS	NO	YDS	AVG	FC	LG	TD
M.Hardman	4	86	21.5	0	35	0
T.Hill	1	19	19.0	0	19	0
Total	5	105	21.0	0	35	0

## Tennessee Titans

FUMBLES	FUM	LOST	OWN-REC	YDS	TD	FORCED	OPP-REC	YDS	TD	OUT-BDS
Total	0	0	0	0	0	0	0	0	0	0

## Kansas City Chiefs

FUMBLES	FUM	LOST	OWN-REC	YDS	TD	FORCED	OPP-REC	YDS	TD	OUT-BDS
P.Mahomes	1	0	1	0	0	0	0	0	0	0
Total	1	0	1	0	0	0	0	0	0	0



**Tennessee Titans vs Kansas City Chiefs**  
**1/19/2020 at Arrowhead Stadium**

# Final Team Statistics

	Visitor Titans	Home Chiefs
<b>TOTAL FIRST DOWNS</b>	20	27
By Rushing	4	10
By Passing	13	14
By Penalty	3	3
<b>THIRD DOWN EFFICIENCY</b>	3-10-30%	6-10-60%
<b>FOURTH DOWN EFFICIENCY</b>	2-3-67%	1-1-100%
<b>TOTAL NET YARDS</b>	295	404
Total Offensive Plays (inc. times thrown passing)	58	64
Average gain per offensive play	5.1	6.3
<b>NET YARDS RUSHING</b>	85	112
Total Rushing Plays	23	27
Average gain per rushing play	3.7	4.1
Tackles for a loss-number and yards	0-0	2-4
<b>NET YARDS PASSING</b>	210	292
Times thrown - yards lost attempting to pass	3-27	2-2
Gross yards passing	237	294
<b>PASS ATTEMPTS-COMPLETIONS-HAD INTERCEPTED</b>	32-22-0	35-23-0
Avg gain per pass play (inc.# thrown passing)	6.0	7.9
<b>KICKOFFS Number-In End Zone-Touchbacks</b>	5-1-0	6-3-2
<b>PUNTS Number and Average</b>	3-46.3	3-40.7
Had Blocked	0	0
<b>FGs - PATs Had Blocked</b>	0-0	0-0
<b>Net Punting Average</b>	44.0	31.0
<b>TOTAL RETURN YARDAGE (Not Including Kickoffs)</b>	9	7
No. and Yards Punt Returns	1-9	2-7
No. and Yards Kickoff Returns	4-61	5-105
No. and Yards Interception Returns	0-0	0-0
<b>PENALTIES Number and Yards</b>	8-85	9-61
<b>FUMBLES Number and Lost</b>	0-0	1-0
<b>TOUCHDOWNS</b>	3	5
Rushing	1	2
Passing	2	3
<b>EXTRA POINTS Made-Attempts</b>	3-3	5-5
Kicking Made-Attempts	3-3	5-5
<b>FIELD GOALS Made-Attempts</b>	1-1	0-0
<b>RED ZONE EFFICIENCY</b>	2-3-67%	2-3-67%
<b>GOAL TO GO EFFICIENCY</b>	2-2-100%	2-2-100%
<b>SAFETIES</b>	0	0
<b>FINAL SCORE</b>	24	35
<b>TIME OF POSSESSION</b>	30:10	29:50



Tennessee Titans vs Kansas City Chiefs  
1/19/2020 at Arrowhead Stadium

# Ball Possession And Drive Chart

## Tennessee Titans

#	Time Recd	Time Lost	Time Poss	How Ball Obtained	Drive Began	# Play	Yds Gain	Yds Pen	Net Yds	1st Down	Last Scrm	How Given Up
1	15:00	11:29	3:31	Kickoff	TEN 30	8	58	0	58	2	* KC 12	Field Goal
2	9:59	5:52	4:07	Punt	TEN 42	9	48	10	58	5	* KC 4	Touchdown
3	0:46	6:39	9:07	Kickoff	TEN 25	15	74	1	75	7	* KC 1	Touchdown
4	4:03	1:51	2:12	Kickoff	TEN 25	3	7	0	7	0	TEN 32	Punt
5	0:11	0:00	0:11	Kickoff	TEN 28	1	-1	0	-1	0	TEN 28	End of Half
6	11:01	6:58	4:03	Punt	TEN 21	6	21	-4	17	1	TEN 38	Punt
7	14:50	11:54	2:56	Kickoff	TEN 25	4	10	0	10	1	TEN 35	Punt
8	7:33	4:18	3:15	Kickoff	TEN 20	8	80	0	80	3	KC 22	Touchdown
9	2:08	1:20	0:48	Punt	TEN 20	5	-2	0	-2	1	TEN 35	Downs

(236) Average TEN 26

## Kansas City Chiefs

#	Time Recd	Time Lost	Time Poss	How Ball Obtained	Drive Began	# Play	Yds Gain	Yds Pen	Net Yds	1st Down	Last Scrm	How Given Up
1	11:29	9:59	1:30	Kickoff	KC 21	3	0	0	0	0	KC 21	Punt
2	5:52	0:46	5:06	Kickoff	KC 26	10	69	5	74	6	* TEN 8	Touchdown
3	6:39	4:03	2:36	Kickoff	KC 37	5	58	5	63	4	TEN 20	Touchdown
4	1:51	0:11	1:40	Punt	KC 14	9	86	0	86	4	TEN 27	Touchdown
5	15:00	11:01	3:59	Kickoff	KC 10	10	37	0	37	3	KC 47	Punt
6	6:58	14:50	7:08	Punt	KC 27	13	73	0	73	6	* TEN 3	Touchdown
7	11:54	7:33	4:21	Punt	KC 12	7	88	0	88	3	KC 40	Touchdown
8	4:18	2:08	2:10	Kickoff	KC 19	5	-4	41	37	1	TEN 44	Punt
9	1:20	0:00	1:20	Downs	TEN 18	2	-3	0	-3	0	* TEN 20	End of Game

(248) Average KC 28

\* inside opponent's 20

### Time of Possession by Quarter

	1st	2nd	3rd	4th	OT	Total
<b>Visitor</b> Tennessee Titans	8:24	10:44	4:03	6:59		30:10
<b>Home</b> Kansas City Chiefs	6:36	4:16	10:57	8:01		29:50

### Kickoff Drive No.-Start Average

Titans: 6 - TEN 26 Chiefs: 5 - KC 23



## Final Defensive Statistics

**TKL = Tackle AST = Assist COMB = Combined QH=QB Hit IN = Interception PD = Pass Defense FF = Forced Fumble FR = Fumble Recovery**

Kansas City Chiefs	Regular Defensive Plays												Special Teams					Misc			
	TKL	AST	COMB	SK	/ YDS	TFL	QH	IN	PD	FF	FR	TKL	AST	FF	FR	BL	TKL	AST	FF	FR	
T.Mathieu	6	3	9	0	0	1	0	0	1	0	0	0	0	0	0	0	0	0	0	0	
D.Sorensen	6	2	8	0	0	1	0	0	1	0	0	0	0	0	0	0	0	0	0	0	
D.Wilson	6	1	7	0	0	1	0	0	0	0	0	0	0	0	0	0	0	0	0	0	
B.Breeland	3	1	4	0	0	0	0	0	1	0	0	0	0	0	0	0	0	0	0	0	
A.Hitchens	3	1	4	0	0	0	0	0	0	0	0	0	0	0	0	0	0	0	0	0	
F.Clark	1	3	4	1	17	1	1	0	0	0	0	0	0	0	0	0	0	0	0	0	
M.Pennel	0	4	4	0	0	0	0	0	0	0	0	0	0	0	0	0	0	0	0	0	
T.Kpassagnon	2	0	2	2	10	2	2	0	1	0	0	0	0	0	0	0	0	0	0	0	
R.Ragland	2	0	2	0	0	0	0	0	0	0	0	0	0	0	0	0	0	0	0	0	
C.Jones	1	1	2	0	0	0	1	0	0	0	0	0	0	0	0	0	0	0	0	0	
X.Williams	1	0	1	0	0	0	0	0	0	0	0	0	0	0	0	0	0	0	0	0	
C.Ward	1	0	1	0	0	0	0	0	0	0	0	0	0	0	0	0	0	0	0	0	
B.Niemann	1	0	1	0	0	0	0	0	0	0	0	0	0	0	0	0	0	0	0	0	
M.Hardman	1	0	1	0	0	0	0	0	0	0	0	0	0	0	0	0	0	0	0	0	
T.Suggs	0	1	1	0	0	0	0	0	1	0	0	0	0	0	0	0	0	0	0	0	
R.Fenton	0	1	1	0	0	0	0	0	0	0	0	0	2	0	0	0	0	0	0	0	
D.Nnadi	0	1	1	0	0	0	0	0	0	0	0	0	0	0	0	0	0	0	0	0	
K.Saunders	0	1	1	0	0	0	0	0	0	0	0	0	0	0	0	0	0	0	0	0	
A.Watts	0	0	0	0	0	0	0	0	0	0	0	0	1	0	0	0	0	0	0	0	
J.Winchester	0	0	0	0	0	0	0	0	0	0	0	0	1	0	0	0	0	0	0	0	
J.Lucas	0	0	0	0	0	0	0	0	0	0	0	0	1	0	0	0	0	0	0	0	
P.Mahomes	0	0	0	0	0	0	0	0	0	0	0	0	0	0	0	0	0	0	0	1	
Total	34	20	54	3	27	6	4	0	5	0	0	0	5	0	0	0	0	0	0	1	



Tennessee Titans vs Kansas City Chiefs

1/19/2020 at Arrowhead Stadium

First Half Summary

PERIOD SCORES

Titans	10	7	=	17
Chiefs	7	14	=	21

TIME OF POSSESSION

Titans	19:08
Chiefs	10:52

Scoring Plays

Team	Qtr	Time	Play Description (Extra Point) (Drive Info)	Visitor	Home
Titans	1	11:29	G.Joseph 30 yd. Field Goal (8-58, 3:31)	3	0
Titans	1	5:52	D.Henry 4 yd. run (G.Joseph kick) (9-58, 4:07)	10	0
Chiefs	1	0:46	T.Hill 8 yd. pass from P.Mahomes (H.Butker kick) (10-74, 5:06)	10	7
Titans	2	6:39	D.Kelly 1 yd. pass from R.Tannehill (G.Joseph kick) (15-75, 9:07)	17	7
Chiefs	2	4:03	T.Hill 20 yd. pass from P.Mahomes (H.Butker kick) (5-63, 2:36)	17	14
Chiefs	2	0:11	P.Mahomes 27 yd. run (H.Butker kick) (9-86, 1:40)	17	21

	Tennessee Titans	Kansas City Chiefs
TOTAL FIRST DOWNS	14	14
First Downs Rushing-Passing-by Penalty	4 - 8 - 2	3 - 9 - 2
THIRD DOWN EFFICIENCY	2-5-40%	2-4-50%
TOTAL NET YARDS	186	213
Total Offensive Plays	35	27
NET YARDS RUSHING	66	43
NET YARDS PASSING	120	170
Gross Yards Passing	120	172
Times thrown-yards lost attempting to pass	0-0	1-2
Pass Attempts-Completions-Had Intercepted	17 - 11 - 0	20 - 14 - 0
Punts-Number and Average	1 - 44	1 - 46
Penalties-Number and Yards	4 - 25	5 - 36
Fumbles-Number and Lost	0 - 0	1 - 0
Red Zone Efficiency	2-3-67%	1-1-100%
Average Drive Start	TEN 30	KC 24

Tennessee Titans										Kansas City Chiefs															
RUSHING					ATT	YDS	AVG	LG	TD	RUSHING					ATT	YDS	AVG	LG	TD						
D.Henry					16	62	3.9	13	1	P.Mahomes					3	36	12.0	27	1						
M.Mariota					1	5	5.0	5	0	Dam.Williams					3	7	2.3	3	0						
R.Tannehill					1	-1	-1.0	-1	0																
Total					18	66	3.7	13	1	Total					6	43	7.2	27	1						
PASSING					ATT	CMP	YDS	SK/YD	TD	LG	IN	RT	PASSING					ATT	CMP	YDS	SK/YD	TD	LG	IN	RT
R.Tannehill					17	11	120	0/0	1	37	0	105.0	P.Mahomes					20	14	172	1/2	2	26	0	129.6
Total					17	11	120	0/0	1	37	0	105.0	Total					20	14	172	1/2	2	26	0	129.6
PASS RECEIVING					TAR	REC	YDS	AVG	LG	TD	PASS RECEIVING					TAR	REC	YDS	AVG	LG	TD				
C.Davis					5	3	28	9.3	18	0	T.Hill					4	4	52	13.0	26	2				
A.Brown					3	2	46	23.0	37	0	Dam.Williams					3	3	34	11.3	17	0				
A.Humphries					2	2	8	4.0	5	0	T.Kelce					4	3	30	10.0	18	0				
J.Smith					2	1	22	22.0	22	0	S.Watkins					4	2	24	12.0	13	0				
M.Pruitt					1	1	9	9.0	9	0	D.Robinson					1	1	24	24.0	24	0				
D.Lewis					1	1	6	6.0	6	0	M.Hardman					1	1	8	8.0	8	0				
D.Kelly					1	1	1	1.0	1	1															
A.Firkser					1	0	0	0.0	0	0															
T.Sharpe					1	0	0	0.0	0	0															
Total					17	11	120	10.9	37	1	Total					17	14	172	12.3	26	2				

Tennessee Titans	Regular Defensive Plays	Special Teams	Misc
------------------	-------------------------	---------------	------



**1/19/2020 at Arrowhead Stadium**

[illegible][illegible]



## Play By Play

## First Quarter

1/19/2020

KC wins the coin toss and elects to defer. TEN elects to Receive, and KC elects to defend the east goal.

H.Butker kicks 54 yards from KC 35 to TEN 11. K.Raymond to TEN 30 for 19 yards (A.Watts).

**Tennessee Titans at 15:00, (1st play from scrimmage 14:55)**

1-10-TEN 30	(14:55) D.Henry left guard to TEN 34 for 4 yards (F.Clark; D.Nnadi).	
2-6-TEN 34	(14:18) R.Tannehill pass short middle to A.Brown to KC 29 for 37 yards (T.Mathieu).	P1
<u>1-10-KC 29</u>	(13:29) D.Henry left tackle to KC 28 for 1 yard (A.Hitchens).	
2-9-KC 28	(12:51) R.Tannehill pass short right to C.Davis to KC 16 for 12 yards (D.Wilson).	P2
<u>1-10-KC 16</u>	(12:25) (Shotgun) Direct snap to D.Henry. D.Henry up the middle to KC 12 for 4 yards (F.Clark; M.Pennel).	
2-6-KC 12	(11:44) (Shotgun) R.Tannehill pass incomplete short left to C.Davis.	
3-6-KC 12	(11:39) (Shotgun) R.Tannehill pass incomplete short right to T.Sharpe.	
4-6-KC 12	<b>(11:33) G.Joseph 30 yard field goal is GOOD, Center-B.Brinkley, Holder-B.Kern.</b>	

<b>TEN 3 KC 0, 8 plays, 58 yards, 3:31 drive, 3:31 elapsed</b>
--

G.Joseph kicks 62 yards from TEN 35 to KC 3. M.Hardman pushed ob at KC 21 for 18 yards (L.Sims).

**Kansas City Chiefs at 11:29, (1st play from scrimmage 11:22)**

1-10-KC 21	(11:22) (Shotgun) P.Mahomes scrambles right end pushed ob at KC 23 for 2 yards (K.Correa).	
2-8-KC 23	(10:56) (Shotgun) P.Mahomes sacked at KC 21 for -2 yards (K.Correa).	
3-10-KC 21	(10:14) (Shotgun) P.Mahomes pass incomplete short right to T.Kelce.	
4-10-KC 21	(10:09) D.Colquitt punts 46 yards to TEN 33, Center-J.Winchester. K.Raymond to TEN 42 for 9 yards (J.Winchester).	

**Tennessee Titans at 9:59**

1-10-TEN 42	(9:59) D.Henry left guard to KC 47 for 11 yards (R.Ragland).	R3
<u>1-10-KC 47</u>	(9:21) D.Henry right end to KC 42 for 5 yards (D.Wilson).	
2-5-KC 42	(8:40) R.Tannehill pass deep left intended for C.Davis INTERCEPTED by B.Breeland at KC 21. B.Breeland to KC 21 for no gain (C.Davis). The Replay Official reviewed the interception ruling, and the play was REVERSED. R.Tannehill pass incomplete deep left to C.Davis (B.Breeland).	
3-5-KC 42	<i>(8:35) (Shotgun) PENALTY on KC-C.Jones, Neutral Zone Infraction, 5 yards, enforced at KC 42 - No Play.</i>	X4
<u>1-10-KC 37</u>	<i>(8:35) PENALTY on KC-X.Williams, Encroachment, 5 yards, enforced at KC 37 - No Play.</i>	
1-5-KC 32	(8:35) D.Henry right tackle to KC 30 for 2 yards (X.Williams).	
2-3-KC 30	(8:01) D.Henry right tackle to KC 29 for 1 yard (D.Wilson).	
3-2-KC 29	(7:18) (Shotgun) R.Tannehill pass incomplete short left to J.Smith (T.Suggs).	
4-2-KC 29	(7:13) (Shotgun) R.Tannehill pass short left to A.Humphries to KC 26 for 3 yards (T.Mathieu; A.Hitchens).	P5
<u>1-10-KC 26</u>	(6:35) R.Tannehill pass short right to J.Smith to KC 4 for 22 yards (B.Breeland).	P6
<u>1-4-KC 4</u>	<b>(5:56) (Shotgun) Direct snap to D.Henry. D.Henry left tackle for 4 yards, TOUCHDOWN.</b>	R7
	G.Joseph extra point is GOOD, Center-B.Brinkley, Holder-B.Kern.	

<b>TEN 10 KC 0, 9 plays, 58 yards, 2 penalties, 4:07 drive, 9:08 elapsed</b>
--

G.Joseph kicks 58 yards from TEN 35 to KC 7. M.Hardman to KC 26 for 19 yards (D.Roberson).

**Kansas City Chiefs at 5:52, (1st play from scrimmage 5:46)**

1-10-KC 26	(5:46) (Shotgun) P.Mahomes pass short right to Dam.Williams to KC 35 for 9 yards (J.Brown).	
2-1-KC 35	(5:09) (Shotgun) Dam.Williams right guard to KC 38 for 3 yards (D.Jones).	R1
<u>1-10-KC 38</u>	(4:28) (Shotgun) P.Mahomes pass deep right to T.Hill ran ob at TEN 36 for 26 yards [H.Landry].	P2
<u>1-10-TEN 36</u>	(3:53) P.Mahomes pass incomplete short right.	
2-10-TEN 36	(3:46) (Shotgun) P.Mahomes pass incomplete short left to S.Watkins.	
3-10-TEN 36	(3:43) (Shotgun) P.Mahomes pass short right to T.Kelce to TEN 28 for 8 yards (K.Byard; K.Vaccaro).	
	Timeout #1 by KC at 02:58.	
4-2-TEN 28	(2:58) (Shotgun) P.Mahomes pass short right to T.Kelce to TEN 24 for 4 yards (K.Vaccaro; K.Correa).	P3
<u>1-10-TEN 24</u>	(2:18) (Shotgun) P.Mahomes pass short middle to M.Hardman to TEN 16 for 8 yards (K.Vaccaro).	
2-2-TEN 16	(1:35) Dam.Williams right guard to TEN 13 for 3 yards (D.Jones; J.Casey). TEN-R.Evans was injured during the play.	R4
<u>1-10-TEN 13</u>	(:57) (Shotgun) P.Mahomes pass incomplete short right to T.Kelce.	
	<i>PENALTY on TEN-K.Byard, Defensive Holding, 5 yards, enforced at TEN 13 - No Play.</i>	X5
<u>1-8-TEN 8</u>	<b>(:51) (Shotgun) P.Mahomes pass short middle to T.Hill for 8 yards, TOUCHDOWN.</b>	P6
	H.Butker extra point is GOOD, Center-J.Winchester, Holder-D.Colquitt.	

<b>TEN 10 KC 7, 10 plays, 74 yards, 1 penalty, 5:06 drive, 14:14 elapsed</b>
--



Tennessee Titans vs Kansas City Chiefs at Arrowhead Stadium

H.Butker kicks 65 yards from KC 35 to end zone, Touchback.

Tennessee Titans at 0:46

1-10-TEN 25 (:46) R.Tannehill pass short left to M.Pruitt to TEN 34 for 9 yards (A.Hitchens).

2-1-TEN 34 (:02) (No Huddle) PENALTY on TEN-J.Conklin, False Start, 5 yards, enforced at TEN 34 - No Play.

END OF QUARTER

	Score	Time Poss	First Downs				Efficiencies	
			R	P	X	T	3 Down	4 Down
Tennessee Titans	10	8:24	2	4	1	7	0/2	1/1
Kansas City Chiefs	7	6:36	2	3	1	6	0/2	1/1



## Play By Play

## Second Quarter

1/19/2020

Tennessee Titans continued.

2-6-TEN 29	(15:00) R.Tannehill pass short middle to C.Davis to TEN 47 for 18 yards (D.Wilson).	P8
<u>1-10-TEN 47</u>	(14:27) D.Henry left end to KC 40 for 13 yards (D.Sorensen).	R9
<u>1-10-KC 40</u>	(13:46) R.Tannehill pass incomplete deep left to A.Firkser.	
2-10-KC 40	(13:39) (Shotgun) D.Henry left tackle to KC 37 for 3 yards (D.Wilson).	
3-7-KC 37	(12:53) (Shotgun) <i>PENALTY on KC-F.Clark, Neutral Zone Infraction, 5 yards, enforced at KC 37 - No Play.</i>	
3-2-KC 32	(12:30) (Shotgun) R.Tannehill pass short middle to A.Humphries to KC 27 for 5 yards (T.Mathieu).	P10
<u>1-10-KC 27</u>	(11:51) D.Henry left tackle to KC 22 for 5 yards (K.Saunders; D.Sorensen).	
2-5-KC 22	(11:23) R.Tannehill pass short right to A.Brown to KC 13 for 9 yards (T.Mathieu).	P11
<u>1-10-KC 13</u>	(10:45) (No Huddle) D.Henry left guard to KC 5 for 8 yards (K.Saunders). <i>PENALTY on TEN-J.Conklin, Offensive Holding, 10 yards, enforced at KC 13 - No Play.</i>	
1-20-KC 23	(10:18) (Shotgun) R.Tannehill pass short left to C.Davis to KC 25 for -2 yards (T.Mathieu).	
2-22-KC 25	(9:34) R.Tannehill pass incomplete deep middle to A.Brown.	
3-22-KC 25	(9:29) (Shotgun) R.Tannehill pass short right to C.Davis to KC 15 for 10 yards (B.Breeland). <i>PENALTY on KC-B.Breeland, Defensive Pass Interference, 11 yards, enforced at KC 25 - No Play.</i>	X12
<u>1-10-KC 14</u>	(9:06) D.Henry up the middle to KC 10 for 4 yards (D.Sorensen; M.Pennel).	
2-6-KC 10	(8:29) (Shotgun) M.Mariota left end pushed ob at KC 5 for 5 yards (C.Ward).	
3-1-KC 5	(8:00) D.Henry up the middle to KC 2 for 3 yards (M.Pennel; T.Mathieu).	R13
<u>1-2-KC 2</u>	(7:20) (Shotgun) D.Henry up the middle to KC 1 for 1 yard (T.Mathieu; D.Wilson).	
2-1-KC 1	<b>(6:43) 71-D.Kelly reported in as eligible. R.Tannehill pass short left to D.Kelly for 1 yard, TOUCHDOWN.</b> G.Joseph extra point is GOOD, Center-B.Brinkley, Holder-B.Kern.	P14

TEN 17 KC 7, 15 plays, 75 yards, 2 penalties, 9:07 drive, 8:21 elapsed

G.Joseph kicks 63 yards from TEN 35 to KC 2. M.Hardman to KC 37 for 35 yards (T.Smith).

## Kansas City Chiefs at 6:39, (1st play from scrimmage 6:33)

1-10-KC 37	(6:33) Dam.Williams right end to KC 38 for 1 yard (K.Correa).	
2-9-KC 38	(5:53) (Shotgun) P.Mahomes pass incomplete short middle to T.Kelce (J.Brown). <i>PENALTY on TEN-R.Evans, Illegal Contact, 5 yards, enforced at KC 38 - No Play.</i>	X7
<u>1-10-KC 43</u>	(5:47) (Shotgun) P.Mahomes pass short left to D.Robinson to TEN 33 for 24 yards (L.Ryan).	P8
<u>1-10-TEN 33</u>	(5:03) (Shotgun) P.Mahomes pass short right to S.Watkins to TEN 20 for 13 yards (A.Jackson).	P9
<u>1-10-TEN 20</u>	(4:16) (Shotgun) P.Mahomes pass incomplete deep right.	
2-10-TEN 20	<b>(4:07) (Shotgun) P.Mahomes pass deep left to T.Hill for 20 yards, TOUCHDOWN.</b> H.Butker extra point is GOOD, Center-J.Winchester, Holder-D.Colquitt.	P10

TEN 17 KC 14, 5 plays, 63 yards, 1 penalty, 2:36 drive, 10:57 elapsed

H.Butker kicks 60 yards from KC 35 to TEN 5. K.Raymond to TEN 25 for 20 yards (J.Lucas).

## Tennessee Titans at 4:03, (1st play from scrimmage 3:57)

1-10-TEN 25	(3:57) D.Henry left guard to TEN 26 for 1 yard (C.Jones).	
2-9-TEN 26	(3:13) D.Henry right guard to TEN 26 for no gain (T.Suggs; C.Jones).	
3-9-TEN 26	(2:30) (Shotgun) R.Tannehill pass short right to D.Lewis to TEN 32 for 6 yards (B.Breeland) [C.Jones].	

## Two-Minute Warning

4-3-TEN 32	(2:00) B.Kern punts 44 yards to KC 24, Center-B.Brinkley. J.Lucas to KC 24 for no gain (D.Bates). <i>PENALTY on KC-D.Thompson, Offensive Holding, 10 yards, enforced at KC 24.</i>	
------------	---	--

## Kansas City Chiefs at 1:51

1-10-KC 14	(1:51) (Shotgun) P.Mahomes pass short right to Dam.Williams ran ob at KC 31 for 17 yards (K.Vaccaro).	P11
<u>1-10-KC 31</u>	(1:43) (Shotgun) P.Mahomes pass short left to Dam.Williams pushed ob at KC 39 for 8 yards (L.Ryan).	
2-2-KC 39	(1:37) (Shotgun) P.Mahomes FUMBLES (Aborted) at KC 34, and recovers at KC 34. P.Mahomes pass short right to T.Hill pushed ob at KC 37 for -2 yards (L.Ryan).	
3-4-KC 37	(1:27) (Shotgun) P.Mahomes pass short left to T.Kelce to TEN 45 for 18 yards (A.Jackson).	P12
<u>1-10-TEN 45</u>	(1:06) (No Huddle, Shotgun) P.Mahomes scrambles left end pushed ob at TEN 38 for 7 yards (K.Correa).	
2-3-TEN 38	(1:01) (Shotgun) P.Mahomes pass incomplete short left to S.Watkins [D.Roberson].	
3-3-TEN 38	(:54) (Shotgun) P.Mahomes pass short middle to S.Watkins to TEN 27 for 11 yards (J.Brown).	P13
<u>1-10-TEN 27</u>	(:32) (No Huddle, Shotgun) P.Mahomes pass incomplete deep right.	



Tennessee Titans vs Kansas City Chiefs at Arrowhead Stadium

2-10-TEN 27        (:23) (Shotgun) P.Mahomes scrambles left end for 27 yards, TOUCHDOWN.

R14

H.Butker extra point is GOOD, Center-J.Winchester, Holder-D.Colquitt.

TEN 17 KC 21, 9 plays, 86 yards, 1:40 drive, 14:49 elapsed

H.Butker kicks 37 yards from KC 35 to TEN 28. A.Firkser to TEN 28 for no gain (R.Fenton).

Tennessee Titans at 0:11, (1st play from scrimmage 0:07)

1-10-TEN 28        (:07) R.Tannehill kneels to TEN 27 for -1 yards.

END OF QUARTER			First Downs				Efficiencies	
	Score	Time Poss	R	P	X	T	3 Down	4 Down
Tennessee Titans	17	10:44	2	4	1	7	2/3	0/0
Kansas City Chiefs	21	4:16	1	6	1	8	2/2	0/0



Play By Play

Third Quarter

1/19/2020

KC elects to Receive, and TEN elects to defend the West goal.

G.Joseph kicks 59 yards from TEN 35 to KC 6. M.Hardman to KC 20 for 14 yards (D.Long).

*PENALTY on KC-D.O'Daniel, Illegal Blindside Block, 10 yards, enforced at KC 20.*

Kansas City Chiefs at 15:00, (1st play from scrimmage 14:52)

1-10-KC 10	(14:52) (Shotgun) P.Mahomes pass short right to Dam.Williams pushed ob at KC 17 for 7 yards (J.Brown).	
2-3-KC 17	(14:20) (Shotgun) Dam.Williams right guard to KC 22 for 5 yards (D.Jones; K.Corrrea).	R15
<u>1-10-KC 22</u>	(13:40) (Shotgun) P.Mahomes pass incomplete short left to T.Hill.	
2-10-KC 22	(13:30) (Shotgun) P.Mahomes pass short left to D.Robinson pushed ob at KC 29 for 7 yards (A.Jackson).	
3-3-KC 29	(12:58) (Shotgun) P.Mahomes pass incomplete short right to S.Watkins. Kansas City challenged the incomplete pass ruling, and the play was REVERSED. (Shotgun) P.Mahomes pass short right to S.Watkins ran ob at KC 34 for 5 yards.	P16
<u>1-10-KC 34</u>	(12:40) (Shotgun) Dam.Williams right end pushed ob at KC 42 for 8 yards (K.Byard).	
2-2-KC 42	(12:03) (Shotgun) P.Mahomes scrambles left end to KC 47 for 5 yards (J.Brown).	R17
<u>1-10-KC 47</u>	(11:20) (Shotgun) P.Mahomes pass incomplete short left to D.Thompson.	
2-10-KC 47	(11:17) (Shotgun) P.Mahomes pass incomplete short right to Dam.Williams (J.Brown) [H.Landry].	
3-10-KC 47	(11:12) (Shotgun) P.Mahomes pass incomplete deep left to T.Hill.	
4-10-KC 47	(11:08) D.Colquitt punts 32 yards to TEN 21, Center-J.Winchester, fair catch by K.Raymond.	

Tennessee Titans at 11:01

1-10-TEN 21	(11:01) D.Henry right tackle to TEN 24 for 3 yards (A.Hitchens).	
2-7-TEN 24	(10:17) (Shotgun) R.Tannehill pass incomplete short left to A.Brown.	
3-7-TEN 24	(10:14) (Shotgun) R.Tannehill pass short left to A.Humphries to TEN 32 for 8 yards (B.Niemann).	P15
<u>1-10-TEN 32</u>	(9:52) D.Lewis up the middle to TEN 36 for 4 yards (A.Hitchens). <i>PENALTY on KC, Defensive Too Many Men on Field, 5 yards, enforced at TEN 32 - No Play.</i>	
1-5-TEN 37	(9:24) D.Henry right guard to TEN 41 for 4 yards (R.Ragland).	
2-1-TEN 41	(8:58) (No Huddle) D.Henry left tackle to TEN 41 for no gain (F.Clark; M.Pennel).	
3-1-TEN 41	(8:15) D.Henry left tackle to TEN 41 for no gain (M.Pennel). <i>PENALTY on TEN-D.Kelly, Offensive Holding, 9 yards, enforced at TEN 41 - No Play.</i>	
3-10-TEN 32	(7:54) (Shotgun) R.Tannehill scrambles right end to TEN 38 for 6 yards (D.Sorensen).	
4-4-TEN 38	(7:07) B.Kern punts 42 yards to KC 20, Center-B.Brinkley. M.Hardman to KC 27 for 7 yards (T.Smith).	

Kansas City Chiefs at 6:58

1-10-KC 27	(6:58) Dam.Williams right guard to KC 33 for 6 yards (R.Evans; K.Corrrea).	
2-4-KC 33	(6:25) (Shotgun) Dam.Williams right tackle to KC 36 for 3 yards (K.Corrrea; K.Vaccaro).	
3-1-KC 36	(5:47) Dam.Williams left guard to KC 41 for 5 yards (L.Ryan).	R18
<u>1-10-KC 41</u>	(5:09) (Shotgun) Dam.Williams up the middle to KC 42 for 1 yard (H.Landry).	
2-9-KC 42	(4:29) (Shotgun) P.Mahomes pass short left to S.Watkins to KC 49 for 7 yards (T.Brock).	
3-2-KC 49	(3:49) (Shotgun) P.Mahomes scrambles left end ran ob at TEN 47 for 4 yards (K.Byard).	R19
<u>1-10-TEN 47</u>	(3:18) T.Hill right end to TEN 40 for 7 yards (J.Brown).	
2-3-TEN 40	(2:31) (Shotgun) D.Thompson right end to TEN 33 for 7 yards (K.Byard).	R20
<u>1-10-TEN 33</u>	(1:46) (Shotgun) P.Mahomes scrambles left end ran ob at TEN 22 for 11 yards (L.Ryan).	R21
<u>1-10-TEN 22</u>	(1:13) Dam.Williams right end ran ob at TEN 18 for 4 yards (A.Jackson).	
2-6-TEN 18	(:38) (Shotgun) P.Mahomes pass short right to T.Hill pushed ob at TEN 3 for 15 yards (W.Woodyard).	P22

END OF QUARTER

	Score	Time Poss	First Downs				Efficiencies	
			R	P	X	T	3 Down	4 Down
Tennessee Titans	17	4:03	0	1	0	1	1/2	0/0
Kansas City Chiefs	21	10:57	6	2	0	8	3/4	0/0



## Play By Play

## Fourth Quarter

1/19/2020

Kansas City Chiefs continued.

1-3-TEN 3 (15:00) P.Mahomes pass incomplete short right to A.Sherman.

2-3-TEN 3 (14:54) **Dam.Williams right end for 3 yards, TOUCHDOWN.**

R23

H.Butker extra point is GOOD, Center-J.Winchester, Holder-D.Colquitt.

**TEN 17 KC 28, 13 plays, 73 yards, 7:08 drive, 0:10 elapsed**

H.Butker kicks 65 yards from KC 35 to end zone, Touchback.

## Tennessee Titans at 14:50

1-10-TEN 25 (14:50) R.Tannehill pass short right to C.Davis ran ob at TEN 40 for 15 yards (B.Breeland).

P16

1-10-TEN 40 (14:16) (No Huddle, Shotgun) R.Tannehill pass short right to D.Henry to TEN 38 for -2 yards (D.Wilson).

2-12-TEN 38 (13:31) (Shotgun) R.Tannehill pass short middle to A.Brown to TEN 43 for 5 yards (D.Sorensen).

3-7-TEN 43 (12:48) (Shotgun) R.Tannehill sacked at TEN 35 for -8 yards (T.Kpassagnon).

4-15-TEN 35 (12:05) B.Kern punts 53 yards to KC 12, Center-B.Brinkley, downed by TEN-D.Bates.

## Kansas City Chiefs at 11:54

1-10-KC 12 (11:54) Dam.Williams left tackle to KC 13 for 1 yard (D.Long; H.Landry).

Timeout #1 by TEN at 11:13.

2-9-KC 13 (11:13) (Shotgun) P.Mahomes pass short right to S.Watkins to KC 24 for 11 yards (L.Ryan).

P24

1-10-KC 24 (10:31) (Shotgun) Dam.Williams up the middle to KC 29 for 5 yards (K.Correa).

2-5-KC 29 (9:48) (Shotgun) P.Mahomes pass short left to S.Watkins to KC 36 for 7 yards (T.Brock).

P25

1-10-KC 36 (9:08) (Shotgun) Dam.Williams left end to KC 37 for 1 yard (K.Correa).

2-9-KC 37 (8:26) (Shotgun) P.Mahomes pass short right to Dam.Williams to KC 40 for 3 yards (W.Woodyard).

3-6-KC 40 (7:44) (Shotgun) **P.Mahomes pass deep middle to S.Watkins for 60 yards, TOUCHDOWN [D.Roberson].**

P26

*Penalty on TEN-T.Brock, Defensive Holding, declined.*

H.Butker extra point is GOOD, Center-J.Winchester, Holder-D.Colquitt.

**TEN 17 KC 35, 7 plays, 88 yards, 4:21 drive, 7:27 elapsed**

H.Butker kicks 67 yards from KC 35 to TEN -2. K.Raymond to TEN 20 for 22 yards (R.Fenton).

## Tennessee Titans at 7:33, (1st play from scrimmage 7:27)

1-10-TEN 20 (7:27) (Shotgun) R.Tannehill pass short left to D.Henry to TEN 14 for -6 yards (D.Sorensen).

2-16-TEN 14 (6:58) (No Huddle) R.Tannehill pass incomplete short right to C.Davis (D.Sorensen).

3-16-TEN 14 (6:51) (Shotgun) R.Tannehill pass short left to J.Smith to TEN 22 for 8 yards (T.Mathieu).

4-8-TEN 22 (6:07) (Punt formation) B.Kern pass short middle to A.Hooker to 50 for 28 yards (M.Hardman).

P17

1-10-50 (5:27) (Shotgun) R.Tannehill pass short right to J.Smith to KC 42 for 8 yards (R.Fenton; B.Breeland).

2-2-KC 42 (5:00) (Shotgun) R.Tannehill pass short right to C.Davis pushed ob at KC 20 for 22 yards (D.Sorensen).

P18

1-10-KC 20 (4:53) (Shotgun) R.Tannehill sacked at KC 22 for -2 yards (T.Kpassagnon).

2-12-KC 22 (4:24) (No Huddle, Shotgun) **R.Tannehill pass deep middle to A.Firkser for 22 yards, TOUCHDOWN.**

P19

G.Joseph extra point is GOOD, Center-B.Brinkley, Holder-B.Kern.

**TEN 24 KC 35, 8 plays, 80 yards, 3:15 drive, 10:42 elapsed**

G.Joseph kicks 65 yards from TEN 35 to KC 0. T.Hill pushed ob at KC 19 for 19 yards (L.Sims).

## Kansas City Chiefs at 4:18, (1st play from scrimmage 4:12)

1-10-KC 19 (4:12) Dam.Williams right end pushed ob at KC 19 for no gain (W.Woodyard).

2-10-KC 19 (4:07) (Shotgun) P.Mahomes sacked at KC 19 for 0 yards (sack split by J.Casey and D.Jones).

Timeout #2 by TEN at 03:59.

3-10-KC 19 (3:59) (Shotgun) P.Mahomes pass incomplete deep right to M.Hardman (T.Brock).

*PENALTY on TEN-T.Brock, Defensive Pass Interference, 41 yards, enforced at KC 19 - No Play.*

X27

1-10-TEN 40 (3:51) Dam.Williams up the middle to TEN 41 for -1 yards (H.Landry).

*PENALTY on TEN, Defensive Too Many Men on Field, 5 yards, enforced at TEN 40 - No Play.*

1-5-TEN 35 (3:46) Dam.Williams left end to TEN 37 for -2 yards (D.Long).

2-7-TEN 37 (3:02) (Shotgun) Dam.Williams up the middle to TEN 39 for -2 yards (D.Long).

3-9-TEN 39 (2:20) (Shotgun) P.Mahomes pass incomplete short right to S.Watkins.

4-9-TEN 39 (2:15) (Punt formation) *PENALTY on KC, Delay of Game, 5 yards, enforced at TEN 39 - No Play.*

4-14-TEN 44 (2:15) D.Colquitt punts 44 yards to end zone, Center-J.Winchester, Touchback.



Tennessee Titans vs Kansas City Chiefs at Arrowhead Stadium

Tennessee Titans at 2:08

1-10-TEN 20 (2:08) (Shotgun) R.Tannehill scrambles left end ran ob at TEN 26 for 6 yards (D.Sorensen).  
*PENALTY on KC-C.Jones, Illegal Use of Hands, 5 yards, enforced at TEN 26.*

X20

Two-Minute Warning

1-10-TEN 31 (2:00) (Shotgun) *PENALTY on TEN-N.Davis, False Start, 5 yards, enforced at TEN 31 - No Play.*  
1-15-TEN 26 (2:00) (Shotgun) R.Tannehill pass short right to A.Humphries to TEN 35 for 9 yards (T.Mathieu).  
2-6-TEN 35 (1:36) (No Huddle, Shotgun) R.Tannehill pass incomplete short left to A.Humphries (T.Kpassagnon).  
3-6-TEN 35 (1:32) (Shotgun) R.Tannehill pass incomplete short middle to A.Brown (T.Mathieu).  
4-6-TEN 35 (1:28) (Shotgun) R.Tannehill sacked at TEN 18 for -17 yards (F.Clark).

Kansas City Chiefs at 1:20

1-10-TEN 18 (1:20) P.Mahomes kneels to TEN 20 for -2 yards.  
2-12-TEN 20 (:39) P.Mahomes kneels to TEN 21 for -1 yards.

END OF QUARTER

		Time Poss	First Downs				Efficiencies	
	Score		R	P	X	T	3 Down	4 Down
Tennessee Titans	24	6:59	0	4	1	5	0/3	1/2
Kansas City Chiefs	35	8:01	1	3	1	5	1/2	0/0



# Miscellaneous Statistics Report

Tennessee Titans vs Kansas City Chiefs  
1/19/2020 at Arrowhead Stadium

## Ten Longest Plays for Tennessee Titans

Yards	Qtr	Play Start	Play Description
37	1	2-6-TEN 34	(14:18) R.Tannehill pass short middle to A.Brown to KC 29 for 37 yards (T.Mathieu).
28	4	4-8-TEN 22	(6:07) (Punt formation) B.Kern pass short middle to A.Hooker to 50 for 28 yards (M.Hardman).
22	1	1-10-KC 26	(6:35) R.Tannehill pass short right to J.Smith to KC 4 for 22 yards (B.Breeland).
22	4	2-2-KC 42	(5:00) (Shotgun) R.Tannehill pass short right to C.Davis pushed ob at KC 20 for 22 yards (D.Sorensen).
22	4	2-12-KC 22	(4:24) (No Huddle, Shotgun) R.Tannehill pass deep middle to A.Firkser for 22 yards, TOUCHDOWN.
18	2	2-6-TEN 29	(15:00) R.Tannehill pass short middle to C.Davis to TEN 47 for 18 yards (D.Wilson).
15	4	1-10-TEN 25	(14:50) R.Tannehill pass short right to C.Davis ran ob at TEN 40 for 15 yards (B.Breeland).
13	2	1-10-TEN 47	(14:27) D.Henry left end to KC 40 for 13 yards (D.Sorensen).
12	1	2-9-KC 28	(12:51) R.Tannehill pass short right to C.Davis to KC 16 for 12 yards (D.Wilson).
11	1	1-10-TEN 42	(9:59) D.Henry left guard to KC 47 for 11 yards (R.Ragland).

## Ten Longest Plays for Kansas City Chiefs

Yards	Qtr	Play Start	Play Description
60	4	3-6-KC 40	(7:44) (Shotgun) P.Mahomes pass deep middle to S.Watkins for 60 yards, TOUCHDOWN [D.Roberson].
27	2	2-10-TEN 27	(:23) (Shotgun) P.Mahomes scrambles left end for 27 yards, TOUCHDOWN.
26	1	1-10-KC 38	(4:28) (Shotgun) P.Mahomes pass deep right to T.Hill ran ob at TEN 36 for 26 yards [H.Landry].
24	2	1-10-KC 43	(5:47) (Shotgun) P.Mahomes pass short left to D.Robinson to TEN 33 for 24 yards (L.Ryan).
20	2	2-10-TEN 20	(4:07) (Shotgun) P.Mahomes pass deep left to T.Hill for 20 yards, TOUCHDOWN.
18	2	3-4-KC 37	(1:27) (Shotgun) P.Mahomes pass short left to T.Kelce to TEN 45 for 18 yards (A.Jackson).
17	2	1-10-KC 14	(1:51) (Shotgun) P.Mahomes pass short right to Dam.Williams ran ob at KC 31 for 17 yards (K.Vaccaro).
15	3	2-6-TEN 18	(:38) (Shotgun) P.Mahomes pass short right to T.Hill pushed ob at TEN 3 for 15 yards (W.Woodyard).
13	2	1-10-TEN 33	(5:03) (Shotgun) P.Mahomes pass short right to S.Watkins to TEN 20 for 13 yards (A.Jackson).
11	2	3-3-TEN 38	(:54) (Shotgun) P.Mahomes pass short middle to S.Watkins to TEN 27 for 11 yards (J.Brown).

## Touchdown Scoring Information

		Offense	Defense	Special Teams
<b>VISITOR</b>	Tennessee Titans	3	0	0
<b>HOME</b>	Kansas City Chiefs	5	0	0

## Player Scoring Information

Club	Player	TD	Rush TD	Rec TD	KO TD	Punt TD	Int TD	Fum TD	Misc TD	FG	XP	2Pt Rush	2Pt Rec	Sfty	Points
TEN	D.Henry	0	1	0	0	0	0	0	0	0	0	0	0	0	6
TEN	D.Kelly	0	0	1	0	0	0	0	0	0	0	0	0	0	6
TEN	A.Firkser	0	0	1	0	0	0	0	0	0	0	0	0	0	6
TEN	G.Joseph	0	0	0	0	0	0	0	0	1	3	0	0	0	6
KC	T.Hill	0	0	2	0	0	0	0	0	0	0	0	0	0	12
KC	Dam.Williams	0	1	0	0	0	0	0	0	0	0	0	0	0	6
KC	P.Mahomes	0	1	0	0	0	0	0	0	0	0	0	0	0	6
KC	S.Watkins	0	0	1	0	0	0	0	0	0	0	0	0	0	6
KC	H.Butker	0	0	0	0	0	0	0	0	0	5	0	0	0	5

## Possession Detail

	First Half		Second Half		Game	
	Visitor	Home	Visitor	Home	Visitor	Home
Largest Lead	10	4	0	18	10	18
Drives Leading	3	0	0	5	3	5
Time of Possession Leading	15:26	0:00	0:00	18:58	15:26	18:58
Largest Deficit	-4	-10	-18	0	-18	-10
Drives Trailing	1	4	4	0	5	4
Time of Possession Trailing	0:11	10:52	11:02	0:00	11:13	10:52
Times Score Tied Up		0		0		0
Lead Changes		2		0		2



# Playtime Percentage

Percent of playtime per player on offense, defense and special teams

Tennessee Titans						Kansas City Chiefs					
		Offense	Defense	Special Teams				Offense	Defense	Special Teams	
R Saffold	G	66 100%		4	14%	S Wisniewski	G	68 100%		5	18%
N Davis	G	66 100%		4	14%	M Schwartz	T	68 100%		5	18%
J Conklin	T	66 100%		4	14%	E Fisher	T	68 100%		5	18%
T Lewan	T	66 100%		4	14%	L Duvernay-Tardif	G	68 100%		5	18%
B Jones	C	66 100%				A Reiter	C	68 100%		5	18%
R Tannehill	QB	65 98%				P Mahomes	QB	68 100%			
A Brown	WR	61 92%				T Kelce	TE	64 94%			
C Davis	WR	58 88%				T Hill	WR	61 90%		1	4%
J Smith	TE	48 73%		8	29%	D Williams	RB	58 85%			
D Henry	RB	41 62%				S Watkins	WR	56 82%			
A Firkser	TE	22 33%		10	36%	B Bell	TE	30 44%		14	50%
D Lewis	RB	22 33%				M Hardman	WR	27 40%		11	39%
T Sharpe	WR	22 33%				D Robinson	WR	25 37%		5	18%
M Pruitt	TE	18 27%		14	50%	D Thompson	RB	11 16%		14	50%
K Blasingame	FB	16 24%		6	21%	A Sherman	FB	6 9%		20	71%
A Humphries	WR	13 20%				D Yelder	TE	2 3%		4	14%
K Raymond	WR	7 11%		15	54%	D Sorensen	FS		66 100%	23	82%
D Kelly	T	2 3%		4	14%	T Mathieu	SS		66 100%		
M Mariota	QB	1 2%				C Ward	CB		65 98%	8	29%
K Byard	FS		68 100%	4	14%	B Breeland	CB		63 95%		
K Vaccaro	SS		68 100%			F Clark	DE		55 83%		
L Ryan	CB		68 100%			T Kpassagnon	DE		53 80%	4	14%
H Landry	LB		66 97%			D Wilson	LB		45 68%	5	18%
A Jackson	CB		65 96%			A Hitchens	LB		44 67%	3	11%
T Brock	CB		63 93%			D Nnadi	DT		36 55%	4	14%
K Correa	LB		55 81%	10	36%	K Fuller	CB		36 55%		
J Brown	LB		53 78%	6	21%	T Suggs	LB		34 52%		
J Casey	DT		49 72%			C Jones	DT		28 42%		
D Jones	NT		36 53%	5	18%	R Ragland	LB		28 42%		
J Simmons	DT		26 38%	5	18%	M Pennel	NT		24 36%	4	14%
R Evans	LB		26 38%			B Niemann	LB		22 33%	23	82%
D Roberson	LB		22 32%	14	50%	R Fenton	CB		21 32%	15	54%
A Johnson	NT		21 31%	9	32%	X Williams	DT		17 26%	4	14%
A Hooker	FS		20 29%	24	86%	D Harris	LB		14 21%		
W Woodyard	LB		20 29%	10	36%	K Saunders	DT		10 15%		
D Long	LB		17 25%	9	32%	J Lucas	SS			23	82%
D Cruikshank	SS		4 6%	24	86%	D O'Daniel	LB			23	82%
M Dickerson	DT		2 3%	5	18%	B Pringle	WR			19	68%
J Kalu	CB			24	86%	A Watts	SS			15	54%
T Smith	CB			24	86%	H Butker	K			11	39%
D Bates	LB			24	86%	J Winchester	LS			9	32%
L Sims	CB			9	32%	D Colquitt	P			9	32%
G Joseph	K			9	32%	A Brown	CB			6	21%
B Kern	P			8	29%	N Allegretti	C			5	18%
B Brinkley	LS			8	29%						



# NFC Championship Game

## National Football League Game Summary

NFL Copyright © 2019 by The National Football League. All rights reserved. This summary and play-by-play is for the express purpose of assisting media in their coverage of the game; any other use of this material is prohibited without the written permission of the National Football League. Updated: 1/20/2020

Date: Sunday, 1/19/2020 **Green Bay Packers at San Francisco 49ers** Start Time: 3:41 PM PST  
at Levi's Stadium, Santa Clara, CA

### Game Day Weather

Game Weather: Cloudy Temp: 58° F (14.4° C) Humidity: 56%, Wind: North N/W 5 mph  
Played Outdoor on Turf: Natural Grass Outdoor Weather: Cloudy, Wind Chill: N/A

### Officials

Referee: Hussey, John (35) Umpire: Ellison, Roy (81) Down Judge: Bowers, Derick (74)  
Line Judge: Baynes, Rusty (59) Field Judge: Hill, Tom (97) Side Judge: Hall, Eugene (103)  
Back Judge: Miles, Terrence (111) Replay Official: Smith, Billy (0)

### Lineups

Green Bay Packers				San Francisco 49ers			
Offense		Defense		Offense		Defense	
WR	17 D.Adams	DE	94 D.Lowry	WR	19 D.Samuel	LDE	91 A.Armstead
LT	69 D.Bakhtiari	NT	97 K.Clark	LT	74 J.Staley	LDT	99 D.Buckner
LG	74 E.Jenkins	DE	95 T.Lancaster	LG	75 L.Tomlinson	RDT	96 S.Day
C	63 C.Linsley	OLB	91 P.Smith	C	63 B.Garland	RDE	97 N.Bosa
RG	77 B.Turner	ILB	50 B.Martinez	RG	68 M.Person	SAM	56 K.Alexander
RT	75 B.Bulaga	ILB	93 B.Goodson	RT	69 M.McGlinchey	MIKE	54 F.Warner
TE	87 J.Sternberger	OLB	55 Z.Smith	TE	85 G.Kittle	WILL	57 D.Greenlaw
TE	89 M.Lewis	CB	23 J.Alexander	WR	17 E.Sanders	LCB	25 R.Sherman
WR	13 A.Lazard	CB	20 K.King	QB	10 J.Garoppolo	RCB	41 E.Moseley
QB	12 A.Rodgers	S	31 A.Amos	RB	26 T.Coleman	FS	20 J.Ward
RB	33 A.Jones	S	26 D.Savage	FB	44 K.Juszczyk	SS	29 J.Tartt

### Substitutions

K 2 M.Crosby, P 6 J.Scott, WR 16 J.Kumerow, S 25 W.Redmond, RB 30 J.Williams, RB 32 T.Ervin, S 35 I.Campbell, CB 37 J.Jackson, CB 38 T.Williams, CB 39 C.Sullivan, LB 42 O.Burks, LS 43 H.Bradley, LB 44 T.Summers, LB 51 K.Fackrell, LB 52 R.Gary, G 62 L.Patrick, T 68 J.Veldheer, TE 80 J.Graham, WR 81 G.Allison, WR 83 M.Valdes-Scantling, TE 85 R.Tonyan, DL 90 M.Adams, DL 96 K.Keke

### Substitutions

P 6 M.Wishnowsky, K 9 R.Gould, WR 13 R.James Jr., RB 22 M.Breida, CB 23 A.Witherspoon, CB 24 K.Williams, RB 31 R.Mostert, DB 32 D.Reed Jr., DB 33 T.Moore, S 36 M.Harris, LB 47 E.Lee, LB 53 M.Nzeocha, DL 55 D.Ford, OL 60 D.Brunskill, OL 67 J.Skule, TE 82 R.Dwelley, TE 83 L.Toilolo, WR 84 K.Bourne, LS 86 K.Nelson, DL 92 A.Zettel, DT 93 E.Mitchell, DL 94 S.Thomas

### Did Not Play

QB 8 T.Boyle

### Did Not Play

QB 4 N.Mullens, WR 18 D.Pettis

### Not Active

WR 11 R.Grant, RB 22 D.Williams, DB 24 R.Greene, CB 29 K.Hollman, FB 45 D.Vitale, T/G 70 A.Light, T 79 J.Leglue

### Not Active

QB 3 C.Beathard, RB 30 J.Wilson, CB 35 D.Johnson, TE 43 D.Helm, LB 51 A.Al-Shaair, WR 81 J.Matthews, DL 90 K.Givens

### Field Goals (made ( ) & missed)

		R.Gould		(54) (27) (42)			
		1	2	3	4	OT	Total
VISITOR:	Green Bay Packers	0	0	7	13	0	20
HOME:	San Francisco 49ers	7	20	7	3	0	37

### Scoring Plays

Team	Qtr	Time	Play Description (Extra Point) (Drive Info)	Visitor	Home
49ers	1	5:55	R.Mostert 36 yd. run (R.Gould kick) (6-89, 3:38)	0	7
49ers	2	14:55	R.Gould 54 yd. Field Goal (5-15, 2:21)	0	10
49ers	2	9:12	R.Mostert 9 yd. run (R.Gould kick) (6-37, 3:20)	0	17
49ers	2	1:57	R.Gould 27 yd. Field Goal (8-66, 3:42)	0	20
49ers	2	0:45	R.Mostert 18 yd. run (R.Gould kick) (3-30, 0:16)	0	27
Packers	3	8:44	A.Jones 9 yd. pass from A.Rodgers (M.Crosby kick) (11-75, 6:16)	7	27
49ers	3	4:49	R.Mostert 22 yd. run (R.Gould kick) (7-79, 3:55)	7	34
Packers	4	14:35	A.Jones 1 yd. run (pass failed) (10-75, 5:14)	13	34
Packers	4	8:13	J.Sternberger 8 yd. pass from A.Rodgers (M.Crosby kick) (7-92, 3:12)	20	34



# NFC Championship Game

## National Football League Game Summary

NFL Copyright © 2019 by The National Football League. All rights reserved. This summary and play-by-play is for the express purpose of assisting media in their coverage of the game; any other use of this material is prohibited without the written permission of the National Football League. Updated: 1/20/2020

---

49ers	4	3:31	R.Gould 42 yd. Field Goal (10-49, 4:42)	20	37
Paid Attendance: 72,211				Time: 3:03	



Final Individual Statistics

Green Bay Packers									San Francisco 49ers								
RUSHING						RUSHING						RUSHING					
	ATT	YDS	AVG	LG	TD		ATT	YDS	AVG	LG	TD		ATT	YDS	AVG	LG	TD
A.Jones	12	56	4.7	11	1	R.Mostert	29	220	7.6	36	4	D.Samuel	2	43	21.5	32	0
J.Williams	3	6	2.0	4	0	T.Coleman	6	21	3.5	5	0	M.Breida	1	2	2.0	2	0
A.Rodgers	1	0	0.0	0	0	J.Garoppolo	4	-1	-0.3	2	0	Total	42	285	6.8	36	4
Total	16	62	3.9	11	1	Total	42	285	6.8	36	4						
PASSING									PASSING								
	ATT	CMP	YDS	SK/YD	TD	LG	IN	RT		ATT	CMP	YDS	SK/YD	TD	LG	IN	RT
A.Rodgers	39	31	326	3/30	2	65	2	97.2	J.Garoppolo	8	6	77	1/8	0	30	0	104.7
Total	39	31	326	3/30	2	65	2	97.2	Total	8	6	77	1/8	0	30	0	104.7
PASS RECEIVING									PASS RECEIVING								
	TAR	REC	YDS	AVG	LG	TD				TAR	REC	YDS	AVG	LG	TD		
D.Adams	11	9	138	15.3	65	0	D.Samuel	3	2	46	23.0	30	0				
A.Jones	5	5	27	5.4	9	1	R.Mostert	2	2	6	3.0	10	0				
J.Graham	5	4	59	14.8	42	0	G.Kittle	1	1	19	19.0	19	0				
A.Lazard	4	3	36	12.0	19	0	K.Bourne	1	1	6	6.0	6	0				
M.Lewis	2	2	14	7.0	11	0	E.Sanders	1	0	0	0.0	0	0				
J.Sternberger	2	2	13	6.5	8	1											
G.Allison	3	2	8	4.0	7	0											
J.Williams	3	2	1	0.5	2	0											
J.Kumerow	1	1	23	23.0	23	0											
T.Ervin	1	1	7	7.0	7	0											
Total	37	31	326	10.5	65	2	Total	8	6	77	12.8	30	0				
INTERCEPTIONS									INTERCEPTIONS								
	NO	YDS	AVG	LG	TD					NO	YDS	AVG	LG	TD			
						E.Moseley	1	9	9.0	9	0						
						R.Sherman	1	3	3.0	3	0						
Total	0	0	0	0	0	Total	2	12	6.0	9	0						
PUNTING									PUNTING								
	NO	YDS	AVG	NET	TB	IN20	LG		NO	YDS	AVG	NET	TB	IN20	LG		
J.Scott	4	172	43.0	36.5	0	2	62	M.Wishnowsky	2	77	38.5	38.5	0	1	41		
Total	4	172	43.0	36.5	0	2	62	Total	2	77	38.5	38.5	0	1	41		
PUNT RETURNS									PUNT RETURNS								
	NO	YDS	AVG	FC	LG	TD			NO	YDS	AVG	FC	LG	TD			
T.Ervin	0	0	0.0	2	0	0	R.James Jr.	1	26	26.0	1	26	0				
							[DOWNED]	1	0	0.0	0	0	0				
							[OUT OF BOUNDS]	1	0	0.0	0	0	0				
Total	0	0	0.0	2	0	0	Total	1	26	26.0	1	26	0				
KICKOFF RETURNS									KICKOFF RETURNS								
	NO	YDS	AVG	FC	LG	TD			NO	YDS	AVG	FC	LG	TD			
T.Ervin	2	29	14.5	0	23	0	R.James Jr.	2	29	14.5	0	18	0				
[TOUCHBACK]	6	0	0.0	0	0	0	[TOUCHBACK]	1	0	0.0	0	0	0				
Total	2	29	14.5	0	23	0	Total	2	29	14.5	0	18	0				

Green Bay Packers

FUMBLES	FUM	LOST	OWN-REC	YDS	TD	FORCED	OPP-REC	YDS	TD	OUT-BDS
A.Rodgers	3	1	0	0	0	0	0	0	0	0
B.Turner	0	0	2	0	0	0	0	0	0	0
Total	3	1	2	0	0	0	0	0	0	0

San Francisco 49ers

FUMBLES	FUM	LOST	OWN-REC	YDS	TD	FORCED	OPP-REC	YDS	TD	OUT-BDS
A.Armstead	0	0	0	0	0	1	0	0	0	0
K.Williams	0	0	0	0	0	1	0	0	0	0
D.Buckner	0	0	0	0	0	0	1	0	0	0
Total	0	0	0	0	0	2	1	0	0	0



Green Bay Packers vs San Francisco 49ers  
1/19/2020 at Levi's Stadium

# Final Team Statistics

	Visitor Packers	Home 49ers
<b>TOTAL FIRST DOWNS</b>	21	19
By Rushing	4	13
By Passing	16	3
By Penalty	1	3
<b>THIRD DOWN EFFICIENCY</b>	3-9-33%	4-10-40%
<b>FOURTH DOWN EFFICIENCY</b>	2-2-100%	0-0-0%
<b>TOTAL NET YARDS</b>	358	354
Total Offensive Plays (inc. times thrown passing)	58	51
Average gain per offensive play	6.2	6.9
<b>NET YARDS RUSHING</b>	62	285
Total Rushing Plays	16	42
Average gain per rushing play	3.9	6.8
Tackles for a loss-number and yards	0-0	2-2
<b>NET YARDS PASSING</b>	296	69
Times thrown - yards lost attempting to pass	3-30	1-8
Gross yards passing	326	77
<b>PASS ATTEMPTS-COMPLETIONS-HAD INTERCEPTED</b>	39-31-2	8-6-0
Avg gain per pass play (inc.# thrown passing)	7.0	7.7
<b>KICKOFFS Number-In End Zone-Touchbacks</b>	4-1-1	8-6-6
<b>PUNTS Number and Average</b>	4-43.0	2-38.5
Had Blocked	0	0
<b>FGs - PATs Had Blocked</b>	0-0	0-0
<b>Net Punting Average</b>	36.5	38.5
<b>TOTAL RETURN YARDAGE (Not Including Kickoffs)</b>	0	38
No. and Yards Punt Returns	0-0	1-26
No. and Yards Kickoff Returns	2-29	2-29
No. and Yards Interception Returns	0-0	2-12
<b>PENALTIES Number and Yards</b>	6-46	2-10
<b>FUMBLES Number and Lost</b>	3-1	0-0
<b>TOUCHDOWNS</b>	3	4
Rushing	1	4
Passing	2	0
<b>EXTRA POINTS Made-Attempts</b>	2-3	4-4
Kicking Made-Attempts	2-2	4-4
Passing Made-Attempts	0-1	0-0
<b>FIELD GOALS Made-Attempts</b>	0-0	3-3
<b>RED ZONE EFFICIENCY</b>	3-3-100%	2-3-67%
<b>GOAL TO GO EFFICIENCY</b>	3-3-100%	0-0-0%
<b>SAFETIES</b>	0	0
<b>FINAL SCORE</b>	20	37
<b>TIME OF POSSESSION</b>	31:13	28:47



# Ball Possession And Drive Chart

## Green Bay Packers

#	Time Recd	Time Lost	Time Poss	How Ball Obtained	Drive Began	# Play	Yds Gain	Yds Pen	Net Yds	1st Down	Last Scrm	How Given Up
1	13:05	9:33	3:32	Punt	GB 25	5	25	0	25	1	50	Punt
2	5:55	2:16	3:39	Kickoff	GB 25	5	4	0	4	1	GB 29	Punt
3	14:55	12:32	2:23	Kickoff	GB 25	3	-11	0	-11	0	GB 14	Punt
4	9:12	5:39	3:33	Kickoff	GB 25	6	50	0	50	3	SF 25	Fumble
5	1:57	1:01	0:56	Kickoff	GB 8	3	19	-5	14	1	GB 22	Interception
6	0:45	0:00	0:45	Kickoff	GB 25	3	1	0	1	0	GB 26	Punt
7	15:00	8:44	6:16	Kickoff	GB 25	11	80	-5	75	6	* SF 9	Touchdown
8	4:49	14:35	5:14	Kickoff	GB 25	10	80	-5	75	5	* SF 1	Touchdown
9	11:25	8:13	3:12	Punt	GB 8	7	92	0	92	3	* SF 8	Touchdown
10	3:31	1:48	1:43	Kickoff	GB 25	5	13	0	13	1	GB 38	Interception

(216) Average GB 22

## San Francisco 49ers

#	Time Recd	Time Lost	Time Poss	How Ball Obtained	Drive Began	# Play	Yds Gain	Yds Pen	Net Yds	1st Down	Last Scrm	How Given Up
1	15:00	13:05	1:55	Kickoff	SF 25	3	9	0	9	0	SF 34	Punt
2	9:33	5:55	3:38	Punt	SF 11	6	89	0	89	3	GB 36	Touchdown
3	2:16	14:55	2:21	Punt	SF 49	5	0	15	15	1	GB 36	Field Goal
4	12:32	9:12	3:20	Punt	GB 37	6	37	0	37	3	* GB 9	Touchdown
5	5:39	1:57	3:42	Fumble	SF 25	8	60	6	66	3	* GB 9	Field Goal
6	1:01	0:45	0:16	Interception	GB 30	3	30	0	30	2	* GB 18	Touchdown
7	8:44	4:49	3:55	Kickoff	SF 21	7	79	0	79	4	GB 22	Touchdown
8	14:35	11:25	3:10	Kickoff	GB 48	3	9	-5	4	0	GB 44	Punt
9	8:13	3:31	4:42	Kickoff	SF 27	10	44	5	49	3	GB 24	Field Goal
10	1:48	0:00	1:48	Interception	SF 7	3	-3	0	-3	0	SF 5	End of Game

(350) Average SF 35

\* inside opponent's 20

## Time of Possession by Quarter

	1st	2nd	3rd	4th	OT	Total
<b>Visitor</b> Green Bay Packers	7:11	7:37	11:05	5:20		31:13
<b>Home</b> San Francisco 49ers	7:49	7:23	3:55	9:40		28:47

## Kickoff Drive No.-Start Average

Packers: 8 - GB 23      49ers: 3 - SF 24



## Final Defensive Statistics

**TKL = Tackle AST = Assist COMB = Combined QH=QB Hit IN = Interception PD = Pass Defense FF = Forced Fumble FR = Fumble Recovery**

San Francisco 49ers	Regular Defensive Plays												Special Teams					Misc			
	TKL	AST	COMB	SK	/ YDS	TFL	QH	IN	PD	FF	FR	TKL	AST	FF	FR	BL	TKL	AST	FF	FR	
J.Tartt	5	3	8	0	0	0	0	0	0	0	0	0	0	0	0	0	0	0	0	0	
K.Williams	7	0	7	1	10	1	0	0	0	1	0	0	0	0	0	0	0	0	0	0	
D.Greenlaw	5	1	6	0	0	0	0	0	0	0	0	0	0	0	0	0	0	0	0	0	
F.Warner	2	4	6	0	0	0	0	0	1	0	0	0	0	0	0	0	0	0	0	0	
E.Moseley	4	0	4	0	0	1	0	1	1	0	0	0	0	0	0	0	0	0	0	0	
D.Buckner	4	0	4	0	0	0	0	0	0	0	1	0	0	0	0	0	0	0	0	0	
J.Ward	3	1	4	0	0	0	0	0	0	0	0	0	0	0	0	0	0	0	0	0	
N.Bosa	2	2	4	1	13	1	1	0	0	0	0	0	0	0	0	0	0	0	0	0	
A.Armstead	3	0	3	1	7	0	1	0	0	1	0	0	0	0	0	0	0	0	0	0	
R.Sherman	2	1	3	0	0	0	0	1	1	0	0	0	0	0	0	0	0	0	0	0	
K.Alexander	2	0	2	0	0	1	0	0	0	0	0	0	0	0	0	0	0	0	0	0	
E.Mitchell	1	0	1	0	0	0	0	0	0	0	0	0	0	0	0	0	0	0	0	0	
D.Ford	1	0	1	0	0	0	0	0	0	0	0	0	0	0	0	0	0	0	0	0	
S.Thomas	1	0	1	0	0	0	0	0	0	0	0	0	0	0	0	0	0	0	0	0	
A.Zettel	0	1	1	0	0	0	0	0	0	0	0	0	0	0	0	0	0	0	0	0	
A.Witherspoon	0	0	0	0	0	0	0	0	0	0	0	0	1	1	0	0	0	0	0	0	
E.Lee	0	0	0	0	0	0	0	0	0	0	0	0	0	1	0	0	0	0	0	0	
Total	42	13	55	3	30	4	2	2	3	2	1	1	2	0	0	0	0	0	0	0	



**1/19/2020 at Levi's Stadium**

## PERIOD SCORES

## TIME OF POSSESSION

## Scoring Plays

	Green Bay Packers	San Francisco 49ers
<b>TOTAL FIRST DOWNS</b>	6	12
First Downs Rushing-Passing-by Penalty	2 - 4 - 0	8 - 2 - 2
<b>THIRD DOWN EFFICIENCY</b>	0-4-0%	3-6-50%
<b>TOTAL NET YARDS</b>	93	225
Total Offensive Plays	25	29
<b>NET YARDS RUSHING</b>	51	185
<b>NET YARDS PASSING</b>	42	40
Gross Yards Passing	65	48
Times thrown-yards lost attempting to pass	2-23	1-8
<b>Pass Attempts-Completions-Had Intercepted</b>	12 - 9 - 1	6 - 4 - 0
<b>Punts-Number and Average</b>	4 - 43	1 - 41
<b>Penalties-Number and Yards</b>	3 - 26	0 - 0
<b>Fumbles-Number and Lost</b>	2 - 1	0 - 0
<b>Red Zone Efficiency</b>	0-0-0%	2-3-67%
<b>Average Drive Start</b>	GB 22	SF 40

[illegible]







Play By Play

First Quarter

1/19/2020

GB wins the coin toss and elects to defer. SF elects to Receive, and GB elects to defend the south goal.

M.Crosby kicks 65 yards from GB 35 to end zone, Touchback.

San Francisco 49ers at 15:00

- 1-10-SF 25 (15:00) T.Coleman left end to SF 30 for 5 yards (P.Smith).
- 2-5-SF 30 (14:23) T.Coleman left guard to SF 34 for 4 yards (Z.Smith).
- 3-1-SF 34 (13:59) (No Huddle) T.Coleman right tackle to SF 34 for no gain (Z.Smith, B.Goodson).
- 4-1-SF 34 (13:13) M.Wishnowsky punts 41 yards to GB 25, Center-K.Nelson, fair catch by T.Ervin.

Green Bay Packers at 13:05

- 1-10-GB 25 (13:05) A.Jones right end to GB 34 for 9 yards (J.Tartt).
- 2-1-GB 34 (12:30) (Shotgun) A.Rodgers pass short left to D.Adams pushed ob at GB 41 for 7 yards (E.Moseley). Caught at GB 34. 7-yac P1
- 1-10-GB 41 (11:58) A.Rodgers pass short right to M.Lewis to GB 44 for 3 yards (K.Alexander). Caught at GB 41. 3-yac
- 2-7-GB 44 (11:20) A.Jones left guard to GB 48 for 4 yards (D.Buckner).
- 3-3-GB 48 (10:38) (Shotgun) A.Rodgers pass short left to J.Williams to 50 for 2 yards (D.Greenlaw). Caught at GB 49. 1-yac
- 4-1-50 (9:40) J.Scott punts 39 yards to SF 11, Center-H.Bradley, fair catch by R.James Jr..

San Francisco 49ers at 9:33

- 1-10-SF 11 (9:33) J.Garoppolo pass short left to D.Samuel to SF 27 for 16 yards (D.Savage). Caught at SF 9. 18-yac P1
- 1-10-SF 27 (8:53) (Shotgun) R.Mostert right end to SF 32 for 5 yards (T.Lancaster).
- 2-5-SF 32 (8:12) J.Garoppolo pass deep middle to D.Samuel to GB 38 for 30 yards (D.Savage). Caught at SF 48. 14-yac P2
- 1-10-GB 38 (7:29) R.Mostert up the middle to GB 32 for 6 yards (B.Goodson).
- 2-4-GB 32 (6:48) J.Garoppolo pass short left to R.Mostert to GB 36 for -4 yards (D.Savage). Caught at GB 36. 0-yac
- 3-8-GB 36 (6:01) (Shotgun) R.Mostert left tackle for 36 yards, TOUCHDOWN. R3
- R.Gould extra point is GOOD, Center-K.Nelson, Holder-M.Wishnowsky.

GB 0 SF 7, 6 plays, 89 yards, 3:38 drive, 9:05 elapsed

M.Wishnowsky kicks 65 yards from SF 35 to end zone, Touchback.

Green Bay Packers at 5:55

- 1-10-GB 25 (5:55) (Shotgun) A.Rodgers pass short left to G.Allison to GB 26 for 1 yard (K.Williams). Caught at GB 26. 0-yac
- 2-9-GB 26 (5:19) A.Rodgers pass short left to A.Lazard pushed ob at GB 39 for 13 yards (F.Warner). Caught at GB 39. 0-yac P2
- 1-10-GB 39 (4:44) A.Jones up the middle to GB 42 for 3 yards (D.Buckner).
- 2-7-GB 42 (4:00) A.Jones left guard to GB 42 for no gain (N.Bosa).
- 3-7-GB 42 (3:17) (Shotgun) A.Rodgers sacked at GB 29 for -13 yards (N.Bosa).
- 4-20-GB 29 (2:31) J.Scott punts 48 yards to SF 23, Center-H.Bradley. R.James Jr. ran ob at SF 49 for 26 yards (J.Jackson).

San Francisco 49ers at 2:16

- 1-10-SF 49 (2:16) T.Coleman left tackle to GB 47 for 4 yards (K.Clark).
- 2-6-GB 47 (1:34) J.Garoppolo pass incomplete short right to E.Sanders [K.Clark].  
*PENALTY on GB-K.Clark, Roughing the Passer, 15 yards, enforced at GB 47 - No Play.* X4
- 1-10-GB 32 (1:29) T.Coleman left tackle to GB 28 for 4 yards (Z.Smith; A.Amos).
- 2-6-GB 28 (:45) (Shotgun) J.Garoppolo pass incomplete short right to E.Sanders (K.King).
- 3-6-GB 28 (:40) (Shotgun) J.Garoppolo sacked at GB 36 for -8 yards (K.Fackrell).

END OF QUARTER

	Score	Time	First Downs				Efficiencies	
		Poss	R	P	X	T	3 Down	4 Down
Green Bay Packers	0	7:11	0	2	0	2	0/2	0/0
San Francisco 49ers	7	7:49	1	2	1	4	1/3	0/0



## Play By Play

## Second Quarter

1/19/2020

San Francisco 49ers continued.

4-14-GB 36 (15:00) R.Gould 54 yard field goal is GOOD, Center-K.Nelson, Holder-M.Wishnowsky.

GB 0 SF 10, 5 plays, 15 yards, 1 penalty, 2:21 drive, 0:05 elapsed

M.Wishnowsky kicks 65 yards from SF 35 to end zone, Touchback.

## Green Bay Packers at 14:55

1-10-GB 25 (14:55) A.Jones left end to GB 31 for 6 yards (E.Mitchell).

2-4-GB 31 (14:08) (Shotgun) A.Rodgers pass short left to A.Jones to GB 29 for -2 yards (E.Moseley). Caught at GB 25. 4-yac

3-6-GB 29 (13:24) (Shotgun) A.Rodgers sacked at GB 20 for -9 yards (K.Williams). FUMBLES (K.Williams), touched at GB 19, recovered by GB-B.Turner at GB 14.

4-21-GB 14 (12:39) J.Scott punts 23 yards to GB 37, Center-H.Bradley, out of bounds.

## San Francisco 49ers at 12:32

1-10-GB 37 (12:32) R.Mostert right end to GB 24 for 13 yards (D.Savage).

R5

1-10-GB 24 (11:49) (Shotgun) R.Mostert right tackle to GB 15 for 9 yards (J.Alexander).

2-1-GB 15 (11:04) (Shotgun) R.Mostert left guard to GB 15 for no gain (K.Clark, A.Amos).

3-1-GB 15 (10:26) J.Garoppolo up the middle to GB 13 for 2 yards (B.Martinez).

R6

1-10-GB 13 (9:44) T.Coleman left tackle to GB 9 for 4 yards (A.Amos). SF-T.Coleman was injured during the play. He is Out.

2-6-GB 9 (9:17) (Shotgun) R.Mostert left end for 9 yards, TOUCHDOWN.

R7

R.Gould extra point is GOOD, Center-K.Nelson, Holder-M.Wishnowsky.

GB 0 SF 17, 6 plays, 37 yards, 3:20 drive, 5:48 elapsed

M.Wishnowsky kicks 65 yards from SF 35 to end zone, Touchback.

## Green Bay Packers at 9:12

1-10-GB 25 (9:12) A.Rodgers pass deep middle to J.Kumerow to GB 48 for 23 yards (E.Moseley). Caught at GB 41. 7-yac

P3

1-10-GB 48 (8:30) A.Jones up the middle to SF 41 for 11 yards (J.Tartt).

R4

1-10-SF 41 (7:47) A.Jones left tackle to SF 34 for 7 yards (J.Ward).

2-3-SF 34 (7:03) A.Jones right end to SF 30 for 4 yards (R.Sherman, J.Tartt).

R5

1-10-SF 30 (6:25) A.Jones right guard to SF 25 for 5 yards (D.Buckner).

2-5-SF 25 (5:45) A.Rodgers FUMBLES (Aborted) at SF 25, RECOVERED by SF-D.Buckner at SF 25. D.Buckner to SF 25 for no gain (J.Graham).

## San Francisco 49ers at 5:39

1-10-SF 25 (5:39) (Shotgun) J.Garoppolo pass incomplete short left to D.Samuel.

PENALTY on GB-K.King, Defensive Pass Interference, 6 yards, enforced at SF 25 - No Play.

X8

1-10-SF 31 (5:35) R.Mostert right tackle to GB 35 for 34 yards (J.Alexander).

R9

1-10-GB 35 (4:57) R.Mostert left end to GB 28 for 7 yards (T.Lancaster).

2-3-GB 28 (4:20) R.Mostert left tackle to GB 27 for 1 yard (B.Martinez).

Timeout #1 by SF at 03:34.

3-2-GB 27 (3:34) (Shotgun) R.Mostert up the middle to GB 17 for 10 yards (A.Amos; D.Savage).

R10

1-10-GB 17 (2:54) M.Breida up the middle to GB 15 for 2 yards (B.Goodson).

2-8-GB 15 (2:13) J.Garoppolo pass incomplete short middle to D.Samuel (K.King).

3-8-GB 15 (2:10) (Shotgun) J.Garoppolo pass short left to K.Bourne to GB 9 for 6 yards (T.Williams). Caught at GB 9. 0-yac

Two-Minute Warning

4-2-GB 9 (2:00) R.Gould 27 yard field goal is GOOD, Center-K.Nelson, Holder-M.Wishnowsky.

GB 0 SF 20, 8 plays, 66 yards, 1 penalty, 3:42 drive, 13:03 elapsed

M.Wishnowsky kicks 63 yards from SF 35 to GB 2. T.Ervin MUFFS catch, and recovers at GB 2. T.Ervin to GB 8 for 6 yards (A.Witherspoon).

## Green Bay Packers at 1:57, (1st play from scrimmage 1:51)

1-10-GB 8 (1:51) (Shotgun) A.Rodgers pass short middle to A.Lazard to GB 27 for 19 yards (J.Ward).

P6

1-10-GB 27 (1:25) (No Huddle, Shotgun) PENALTY on GB-B.Bulaga, False Start, 5 yards, enforced at GB 27 - No Play.

1-15-GB 22 (1:12) (Shotgun) A.Rodgers pass incomplete short middle to J.Williams.

2-15-GB 22 (1:08) (Shotgun) A.Rodgers pass deep left intended for G.Allison INTERCEPTED by E.Moseley at GB 39. E.Moseley to GB 30 for 9 yards (A.Lazard).

## San Francisco 49ers at 1:01

1-10-GB 30 (1:01) (Shotgun) R.Mostert right tackle to GB 19 for 11 yards (I.Campbell, T.Williams).

R11

Timeout #1 by GB at 00:54.

1-10-GB 19 (:54) (Shotgun) R.Mostert left tackle to GB 18 for 1 yard (B.Martinez).



Green Bay Packers vs San Francisco 49ers at Levi's Stadium

Timeout #2 by GB at 00:50.

Timeout #2 by SF at 00:50.

2-9-GB 18 (:50) R.Mostert up the middle for 18 yards, TOUCHDOWN.

R12

R.Gould extra point is GOOD, Center-K.Nelson, Holder-M.Wishnowsky.

GB 0 SF 27, 3 plays, 30 yards, 0:16 drive, 14:15 elapsed

M.Wishnowsky kicks 65 yards from SF 35 to end zone, Touchback.

Green Bay Packers at 0:45

1-10-GB 25 (:45) (Shotgun) A.Rodgers pass short right to J.Williams to GB 24 for -1 yards (K.Williams). Caught at GB 20. 4-yac

2-11-GB 24 (:23) (No Huddle, Shotgun) A.Rodgers pass incomplete short right.

Penalty on GB-C.Linsley, Ineligible Downfield Pass, declined.

3-11-GB 24 (:19) (Shotgun) J.Williams up the middle to GB 26 for 2 yards (D.Ford).

Timeout #3 by SF at 00:14.

4-9-GB 26 (:14) J.Scott punts 62 yards to SF 12, Center-H.Bradley, downed by GB-W.Redmond.

END OF QUARTER

		Time	First Downs				Efficiencies	
	Score	Poss	R	P	X	T	3 Down	4 Down
Green Bay Packers	0	7:37	2	2	0	4	0/2	0/0
San Francisco 49ers	27	7:23	7	0	1	8	2/3	0/0



Third Quarter

1/19/2020

Play By Play

GB elects to Receive, and SF elects to defend the North goal.  
M.Wishnowsky kicks 65 yards from SF 35 to end zone, Touchback.

Green Bay Packers at 15:00

1-10-GB 25	(15:00) A.Rodgers pass deep left to D.Adams pushed ob at GB 41 for 16 yards (K.Williams). Caught at GB 41. 0-yac	P7
<u>1-10-GB 41</u>	(14:36) (Shotgun) A.Rodgers pass incomplete deep left to D.Adams.	
2-10-GB 41	(14:33) (Shotgun) A.Rodgers pass short right to D.Adams pushed ob at SF 45 for 14 yards (J.Tartt). Caught at GB 40. 15-yac	P8
<u>1-10-SF 45</u>	(14:00) A.Rodgers pass short middle to A.Jones to SF 37 for 8 yards (F.Warner). Caught at SF 43. 6-yac	
2-2-SF 37	(13:11) A.Jones right tackle to SF 34 for 3 yards (D.Greenlaw; J.Tartt).	R9
<u>1-10-SF 34</u>	(12:30) A.Rodgers pass short left to J.Graham pushed ob at SF 32 for 2 yards (D.Greenlaw). Caught at SF 37. 5-yac	
2-8-SF 32	(11:52) (Shotgun) A.Rodgers pass short left to D.Adams to SF 28 for 4 yards (A.Zettel; J.Ward). Caught at SF 32. 4-yac	
3-4-SF 28	(11:10) (Shotgun) A.Rodgers pass short left to A.Jones to SF 22 for 6 yards (D.Greenlaw). Caught at 27. 5-yac	P10
<u>1-10-SF 22</u>	(10:33) (Shotgun) <i>PENALTY on GB-R.Tonyan, False Start, 5 yards, enforced at SF 22 - No Play.</i>	
1-15-SF 27	(10:09) (Shotgun) A.Rodgers pass short right to G.Allison to SF 20 for 7 yards (K.Williams, R.Sherman). Caught at SF 21. 1-yac	
2-8-SF 20	(9:30) A.Rodgers pass short middle to M.Lewis to SF 9 for 11 yards (A.Armstead). Caught at SF 22. 13-yac	P11
<u>1-9-SF 9</u>	<b>(8:49) (Shotgun) A.Rodgers pass short right to A.Jones for 9 yards, TOUCHDOWN. Caught at SF 13. 13-yac</b>	P12
M.Crosby extra point is GOOD, Center-H.Bradley, Holder-J.Scott.		

<b>GB 7 SF 27, 11 plays, 75 yards, 6:16 drive, 6:16 elapsed</b>
---

M.Crosby kicks 62 yards from GB 35 to SF 3. R.James Jr. to SF 21 for 18 yards (W.Redmond).

San Francisco 49ers at 8:44, (1st play from scrimmage 8:40)

1-10-SF 21	(8:40) R.Mostert left end to SF 28 for 7 yards (K.King).	
2-3-SF 28	(8:03) R.Mostert right end to SF 33 for 5 yards (J.Alexander).	R13
<u>1-10-SF 33</u>	(7:18) D.Samuel left end pushed ob at SF 44 for 11 yards (D.Savage, B.Martinez). GB-J.Alexander was injured during the play. He is Out.	R14
<u>1-10-SF 44</u>	(6:41) (Shotgun) R.Mostert up the middle to SF 46 for 2 yards (K.Fackrell).	
2-8-SF 46	(6:07) D.Samuel right end to GB 22 for 32 yards (D.Lowry).	R15
<u>1-10-GB 22</u>	(5:21) R.Mostert left end to GB 22 for no gain (Z.Smith). GB-Z.Smith was injured during the play.	
2-10-GB 22	<b>(4:56) R.Mostert left end for 22 yards, TOUCHDOWN.</b>	R16
R.Gould extra point is GOOD, Center-K.Nelson, Holder-M.Wishnowsky.		

<b>GB 7 SF 34, 7 plays, 79 yards, 3:55 drive, 10:11 elapsed</b>
---

M.Wishnowsky kicks 65 yards from SF 35 to end zone, Touchback.

Green Bay Packers at 4:49

1-10-GB 25	(4:49) A.Rodgers pass short left to T.Ervin pushed ob at GB 32 for 7 yards (J.Tartt). Caught t GB 20. 12-yac	
2-3-GB 32	(4:13) (Shotgun) A.Rodgers pass short left to J.Sternberger to GB 37 for 5 yards (D.Greenlaw). Caught at GB 34. 3-yac	P13
<u>1-10-GB 37</u>	(3:31) (Shotgun) A.Rodgers pass incomplete deep middle to J.Graham (F.Warner).	
2-10-GB 37	(3:26) (Shotgun) A.Jones left guard to GB 40 for 3 yards (D.Greenlaw).	
3-7-GB 40	(2:43) (Shotgun) A.Rodgers pass short middle to A.Jones to GB 46 for 6 yards (K.Williams).	
	<i>PENALTY on SF-D.Ford, Illegal Use of Hands, 5 yards, enforced at GB 40 - No Play.</i>	X14
<u>1-10-GB 45</u>	(2:24) (Shotgun) A.Jones left tackle to 50 for 5 yards (D.Greenlaw, E.Moseley).	
	<i>PENALTY on GB-E.Jenkins, Offensive Holding, 10 yards, enforced at GB 45 - No Play.</i>	
1-20-GB 35	(1:59) (Shotgun) A.Rodgers pass short right to D.Adams to GB 37 for 2 yards (D.Buckner, F.Warner). Caught at GB 34. 3-yac	
2-18-GB 37	(1:26) (Shotgun) A.Rodgers pass short left to D.Adams to GB 43 for 6 yards (E.Moseley, F.Warner). Caught at GB 42. 1-yac	
3-12-GB 43	(:39) (Shotgun) A.Rodgers pass short right to J.Graham to SF 47 for 10 yards (N.Bosa; F.Warner). SF-D.Greenlaw was injured during the play. Caught at GB 45. 8-yac	
4-2-SF 47	(:05) (Shotgun) A.Rodgers pass short middle to A.Lazard to SF 43 for 4 yards (K.Williams). SF-K.Williams was injured during the play. Caught at SF 43. 0-yac	P15

END OF QUARTER

	Score	Time Poss	First Downs				Efficiencies	
			R	P	X	T	3 Down	4 Down
Green Bay Packers	7	11:05	1	7	1	9	1/2	1/1
San Francisco 49ers	34	3:55	4	0	0	4	0/0	0/0



Fourth Quarter

1/19/2020

Play By Play

Green Bay Packers continued.

<u>1-10-SF 43</u>	(15:00) (Shotgun) A.Rodgers pass deep right to J.Graham for 43 yards, TOUCHDOWN. Caught at SF 16. 16-yac The Replay Official reviewed the runner broke the plane ruling, and the play was REVERSED.	P16
<u>1-1-SF 1</u>	(Shotgun) A.Rodgers pass deep right to J.Graham to SF 1 for 42 yards (J.Ward). Caught at SF 16. 15-yac <b>(14:45) A.Jones up the middle for 1 yard, TOUCHDOWN.</b>	R17
TWO-POINT CONVERSION ATTEMPT. A.Rodgers pass to D.Adams is incomplete. ATTEMPT FAILS.		

GB 13 SF 34, 10 plays, 75 yards, 1 penalty, 5:14 drive, 0:25 elapsed

M.Crosby kicks onside 13 yards from GB 35 to GB 48. M.Nzeocha (didn't try to advance) to GB 48 for no gain.

San Francisco 49ers at 14:35, (1st play from scrimmage 14:34)

1-10-GB 48	(14:34) R.Mostert right end to GB 44 for 4 yards (W.Redmond).	
2-6-GB 44	(13:52) R.Mostert right end to GB 41 for 3 yards (K.Keke; Z.Smith).	
3-3-GB 41	(13:05) (Shotgun) R.Mostert up the middle to GB 39 for 2 yards (P.Smith).	
4-1-GB 39	(12:17) (Run formation) Penalty on SF, Delay of Game, declined.	
4-1-GB 39	(11:54) (Punt formation) PENALTY on SF-M.Nzeocha, False Start, 5 yards, enforced at GB 39 - No Play.	
4-6-GB 44	(11:32) M.Wishnowsky punts 36 yards to GB 8, Center-K.Nelson, fair catch by T.Ervin.	

Green Bay Packers at 11:25

1-10-GB 8	(11:25) (Shotgun) A.Rodgers pass short right to J.Graham to GB 13 for 5 yards (R.Sherman, J.Tartt). Caught at GB 8. 5-yac	
2-5-GB 13	(10:55) (Shotgun) A.Rodgers pass incomplete short left.	
3-5-GB 13	(10:48) (Shotgun) A.Rodgers pass deep right to D.Adams to SF 22 for 65 yards (J.Tartt). Caught at SF 44. 22-yac	P18
<u>1-10-SF 22</u>	(10:01) J.Williams right end to SF 22 for no gain (S.Thomas).	
2-10-SF 22	(9:28) (Shotgun) A.Rodgers pass short left to D.Adams ran ob at SF 14 for 8 yards. Caught at SF 15. 1-yac	
3-2-SF 14	(8:57) A.Rodgers pass short left to A.Jones pushed ob at SF 8 for 6 yards (N.Bosa; F.Warner). Caught at SF 20. 12-yac	P19
<u>1-8-SF 8</u>	<b>(8:21) (Shotgun) A.Rodgers pass short right to J.Sternberger for 8 yards, TOUCHDOWN.</b>	P20
M.Crosby extra point is GOOD, Center-H.Bradley, Holder-J.Scott.		

GB 20 SF 34, 7 plays, 92 yards, 3:12 drive, 6:47 elapsed

M.Crosby kicks 49 yards from GB 35 to SF 16. R.James Jr. ran ob at SF 27 for 11 yards (I.Campbell).

San Francisco 49ers at 8:13, (1st play from scrimmage 8:10)

1-10-SF 27	(8:10) (Shotgun) J.Garoppolo pass short left to G.Kittle to SF 46 for 19 yards (B.Martinez; D.Savage). Caught at SF 30. 16-yac	P17
<u>1-10-SF 46</u>	(7:24) R.Mostert right end to GB 49 for 5 yards (B.Martinez; D.Savage).	
2-5-GB 49	(6:40) R.Mostert left end to GB 47 for 2 yards (B.Goodson).	
3-3-GB 47	(5:56) (Shotgun) J.Garoppolo pass incomplete short left to G.Kittle. <i>PENALTY on GB-W.Redmond, Defensive Pass Interference, 5 yards, enforced at GB 47 - No Play.</i>	X18
<u>1-10-GB 42</u>	(5:53) R.Mostert up the middle to GB 43 for -1 yards (B.Goodson). Timeout #1 by GB at 05:47.	
2-11-GB 43	(5:47) (Shotgun) J.Garoppolo pass short right to R.Mostert to GB 32 for 11 yards (B.Martinez). Green Bay challenged the first down ruling, and the play was REVERSED. (Shotgun) J.Garoppolo pass short right to R.Mostert to GB 33 for 10 yards (B.Martinez). Caught at GB 47. 14-yac	
3-1-GB 33	(5:23) (Shotgun) R.Mostert left end to GB 31 for 2 yards (B.Martinez). Timeout #2 by GB at 05:13.	R19
<u>1-10-GB 31</u>	(5:13) R.Mostert left end to GB 29 for 2 yards (B.Martinez). Timeout #3 by GB at 05:08.	
2-8-GB 29	(5:08) R.Mostert up the middle to GB 23 for 6 yards (K.Keke).	
3-2-GB 23	(4:22) (Shotgun) R.Mostert right guard to GB 24 for -1 yards (K.Keke). Timeout #1 by SF at 03:36.	
4-3-GB 24	<b>(3:36) R.Gould 42 yard field goal is GOOD, Center-K.Nelson, Holder-M.Wishnowsky.</b>	

GB 20 SF 37, 10 plays, 49 yards, 1 penalty, 4:42 drive, 11:29 elapsed

M.Wishnowsky kicks 63 yards from SF 35 to GB 2. T.Ervin to GB 25 for 23 yards (E.Lee; A.Witherspoon).

Green Bay Packers at 3:31, (1st play from scrimmage 3:26)

1-10-GB 25	(3:26) (Shotgun) J.Williams up the middle to GB 29 for 4 yards (A.Armstead).	
2-6-GB 29	(3:01) (No Huddle, Shotgun) A.Rodgers sacked at GB 20 for -9 yards (A.Armstead). FUMBLES (A.Armstead) [A.Armstead], recovered by GB-B.Turner at GB 22. B.Turner to GB 22 for no gain (K.Alexander).	
3-13-GB 22	(2:15) (Shotgun) A.Rodgers pass incomplete deep right to A.Lazard. Timeout #2 by SF at 02:08.	



Green Bay Packers vs San Francisco 49ers at Levi's Stadium

4-13-GB 22 (2:08) (Shotgun) A.Rodgers pass deep left to D.Adams to GB 38 for 16 yards (K.Williams). Caught at GB 38. 0-yac

P21

Two-Minute Warning

1-10-GB 38 (1:59) (Shotgun) A.Rodgers pass deep middle intended for D.Adams INTERCEPTED by R.Sherman at SF 4. R.Sherman to SF 7 for 3 yards.

San Francisco 49ers at 1:48

1-10-SF 7 (1:48) J.Garoppolo kneels to SF 6 for -1 yards.

2-11-SF 6 (1:06) J.Garoppolo kneels to SF 5 for -1 yards.

3-12-SF 5 (:34) J.Garoppolo kneels to SF 4 for -1 yards.

END OF QUARTER

	Score	Time Poss	First Downs				Efficiencies	
			R	P	X	T	3 Down	4 Down
Green Bay Packers	20	5:20	1	5	0	6	2/3	1/1
San Francisco 49ers	37	9:40	1	1	1	3	1/4	0/0



# Miscellaneous Statistics Report

## Green Bay Packers vs San Francisco 49ers

1/19/2020 at Levi's Stadium

### Ten Longest Plays for Green Bay Packers

Yards	Qtr	Play Start	Play Description
65	4	3-5-GB 13	(10:48) (Shotgun) A.Rodgers pass deep right to D.Adams to SF 22 for 65 yards (J.Tartt). Caught at SF 44. 22-yac
42	4	1-10-SF 43	(15:00) (Shotgun) A.Rodgers pass deep right to J.Graham for 43 yards, TOUCHDOWN. Caught at SF 16. 16-yac The Replay Official reviewed the runner broke the plane ruling, and the play was REVERSED. (Shotgun) A.Rodgers pass deep right to J.Graham to SF 1 for 42 yards (J.Ward). Caught at SF 16. 15-yac
23	2	1-10-GB 25	(9:12) A.Rodgers pass deep middle to J.Kumerow to GB 48 for 23 yards (E.Moseley). Caught at GB 41. 7-yac
19	2	1-10-GB 8	(1:51) (Shotgun) A.Rodgers pass short middle to A.Lazard to GB 27 for 19 yards (J.Ward).
16	3	1-10-GB 25	(15:00) A.Rodgers pass deep left to D.Adams pushed ob at GB 41 for 16 yards (K.Williams). Caught at GB 41. 0-yac
16	4	4-13-GB 22	(2:08) (Shotgun) A.Rodgers pass deep left to D.Adams to GB 38 for 16 yards (K.Williams). Caught at GB 38. 0-yac
14	3	2-10-GB 41	(14:33) (Shotgun) A.Rodgers pass short right to D.Adams pushed ob at SF 45 for 14 yards (J.Tartt). Caught at GB 40. 15-yac
13	1	2-9-GB 26	(5:19) A.Rodgers pass short left to A.Lazard pushed ob at GB 39 for 13 yards (F.Warner). Caught at GB 39. 0-yac
11	2	1-10-GB 48	(8:30) A.Jones up the middle to SF 41 for 11 yards (J.Tartt).
11	3	2-8-SF 20	(9:30) A.Rodgers pass short middle to M.Lewis to SF 9 for 11 yards (A.Armstead). Caught at SF 22. 13-yac

### Ten Longest Plays for San Francisco 49ers

Yards	Qtr	Play Start	Play Description
36	1	3-8-GB 36	(6:01) (Shotgun) R.Mostert left tackle for 36 yards, TOUCHDOWN.
34	2	1-10-SF 31	(5:35) R.Mostert right tackle to GB 35 for 34 yards (J.Alexander).
32	3	2-8-SF 46	(6:07) D.Samuel right end to GB 22 for 32 yards (D.Lowry).
30	1	2-5-SF 32	(8:12) J.Garoppolo pass deep middle to D.Samuel to GB 38 for 30 yards (D.Savage). Caught at SF 48. 14-yac
22	3	2-10-GB 22	(4:56) R.Mostert left end for 22 yards, TOUCHDOWN.
19	4	1-10-SF 27	(8:10) (Shotgun) J.Garoppolo pass short left to G.Kittle to SF 46 for 19 yards (B.Martinez; D.Savage). Caught at SF 30. 16-yac
18	2	2-9-GB 18	(:50) R.Mostert up the middle for 18 yards, TOUCHDOWN.
16	1	1-10-SF 11	(9:33) J.Garoppolo pass short left to D.Samuel to SF 27 for 16 yards (D.Savage). Caught at SF 9. 18-yac
13	2	1-10-GB 37	(12:32) R.Mostert right end to GB 24 for 13 yards (D.Savage).
11	2	1-10-GB 30	(1:01) (Shotgun) R.Mostert right tackle to GB 19 for 11 yards (I.Campbell, T.Williams).

### Touchdown Scoring Information

		Offense	Defense	Special Teams
<b>VISITOR</b>	Green Bay Packers	3	0	0
<b>HOME</b>	San Francisco 49ers	4	0	0

### Player Scoring Information

Club	Player	TD	Rush TD	Rec TD	KO TD	Punt TD	Int TD	Fum TD	Misc TD	FG	XP	2Pt Rush	2Pt Rec	Sfty	Points
GB	A.Jones	0	1	1	0	0	0	0	0	0	0	0	0	0	12
GB	J.Sternberger	0	0	1	0	0	0	0	0	0	0	0	0	0	6
GB	M.Crosby	0	0	0	0	0	0	0	0	0	2	0	0	0	2
SF	R.Mostert	0	4	0	0	0	0	0	0	0	0	0	0	0	24
SF	R.Gould	0	0	0	0	0	0	0	0	3	4	0	0	0	13

### Possession Detail

	First Half		Second Half		Game	
	Visitor	Home	Visitor	Home	Visitor	Home
Largest Lead	0	27	0	27	0	27
Drives Leading	0	4	0	4	0	8
Time of Possession Leading	0:00	9:39	0:00	13:35	0:00	23:14
Largest Deficit	-27	0	-27	0	-27	0
Drives Trailing	5	0	4	0	9	0
Time of Possession Trailing	11:16	0:00	16:25	0:00	27:41	0:00
Times Score Tied Up		0		0		0
Lead Changes		1		0		1



# Playtime Percentage

Percent of playtime per player on offense, defense and special teams

Green Bay Packers						San Francisco 49ers					
		Offense	Defense	Special Teams				Offense	Defense	Special Teams	
B Bulaga	T	63 100%		2	7%	L Tomlinson	G	55 100%		7	25%
E Jenkins	G	63 100%		2	7%	J Staley	T	55 100%		7	25%
D Bakhtiari	T	63 100%		2	7%	B Garland	C	55 100%		7	25%
B Turner	G	63 100%		2	7%	M McGlinchey	T	55 100%		7	25%
C Linsley	C	63 100%				J Garoppolo	QB	55 100%			
A Rodgers	QB	63 100%				M Person	G	55 100%			
D Adams	WR	61 97%				G Kittle	TE	53 96%		1	4%
A Lazard	WR	58 92%		12	43%	R Mostert	RB	45 82%		2	7%
A Jones	RB	41 65%				D Samuel	WR	44 80%			
G Allison	WR	34 54%		1	4%	E Sanders	WR	41 75%			
J Graham	TE	27 43%				K Juszczyk	FB	40 73%		4	14%
J Williams	RB	20 32%		13	46%	L Toilolo	TE	15 27%		8	29%
J Kumerow	WR	19 30%		12	43%	K Bourne	WR	14 25%		12	43%
R Tonyan	TE	18 29%		16	57%	R Dwelley	TE	8 15%		10	36%
M Lewis	TE	14 22%				T Coleman	RB	8 15%		1	4%
T Ervin	RB	11 17%		11	39%	R James	WR	5 9%		18	64%
J Sternberger	TE	11 17%		8	29%	M Breida	RB	2 4%		8	29%
M Valdes-Scantling	WR	1 2%				J Ward	FS		63 100%	11	39%
D Savage	SS		55 100%	11	39%	J Tartt	SS		63 100%	9	32%
K King	CB		53 96%	3	11%	E Moseley	CB		63 100%	4	14%
B Martinez	LB		52 95%	9	32%	F Warner	LB		63 100%	2	7%
P Smith	LB		52 95%	3	11%	R Sherman	CB		63 100%		
Z Smith	LB		51 93%	6	21%	K Williams	CB		53 84%	1	4%
K Clark	NT		50 91%	10	36%	N Bosa	DE		51 81%	1	4%
D Lowry	DE		49 89%	5	18%	D Buckner	DT		49 78%	10	36%
B Goodson	LB		39 71%	13	46%	A Armstead	DE		49 78%	10	36%
T Lancaster	NT		35 64%	8	29%	D Greenlaw	LB		47 75%	1	4%
J Alexander	CB		34 62%	1	4%	D Ford	LB		34 54%	1	4%
A Amos	FS		31 56%	3	11%	S Thomas	DE		23 37%	2	7%
W Redmond	SS		24 44%	18	64%	S Day	DT		22 35%	2	7%
T Williams	CB		24 44%			K Alexander	LB		20 32%		
K Fackrell	LB		20 36%	7	25%	A Zettel	DT		13 21%	8	29%
K Keke	DE		11 20%	2	7%	E Mitchell	DT		13 21%		
C Sullivan	CB		8 15%	14	50%	D Reed	FS		3 5%	15	54%
M Adams	DE		6 11%	9	32%	T Moore	CB		1 2%	19	68%
I Campbell	FS		5 9%	20	71%	E Lee	LB			20	71%
O Burks	LB		3 5%	23	82%	M Nzeocha	LB			20	71%
R Gary	LB		3 5%	4	14%	M Wishnowsky	P			18	64%
T Summers	LB			22	79%	M Harris	SS			18	64%
J Jackson	CB			14	50%	A Witherspoon	CB			13	46%
J Scott	P			6	21%	K Nelson	LS			10	36%
M Crosby	K			6	21%	R Gould	K			7	25%
H Bradley	LS			6	21%	D Brunskill	G			7	25%
L Patrick	C			2	7%	J Skule	T			7	25%
J Veldheer	T			2	7%						





# CHIEFS KINGDOM

INDIVIDUAL PLAYER STATISTICS





## #2

15TH SEASON IN THE NFL | 15TH SEASON WITH THE CHIEFS

# DUSTIN COLQUITT

PUNTER

HEIGHT

**6'3"**

WEIGHT

**210**

BIRTHDAY

**05/06/82**

ACQUIRED

**D3-05**

## DUSTIN COLQUITT'S NFL REGULAR SEASON PUNTING STATISTICS



DATE	TEAM	GP	NO.	YDS.	AVG.	OPP. RET.	YDS.	NET. YDS.	AVG.	TB	IN20	LG	BK
2005	Chiefs	16	65	2,564	39.4	23	179	2,285	35.2	5	27	62	0
2006	Chiefs	16	71	3,145	44.3	32	254	2,791	39.3	5	23	72	0
2007	Chiefs	16	95	4,322	45.5	50	387	3,755	39.1	9	27	81	1
2008	Chiefs	14	70	3,110	44.4	28	209	2,741	39.2	8	27	73	0
2009	Chiefs	16	96	4,361	45.4	40	285	3,956	40.8	6	41	70	1
2010	Chiefs	16	88	3,908	44.4	42	361	3,347	37.6	10	33	72	1
2011	Chiefs	16	89	4,084	45.9	36	411	3,573	40.1	5	27	68	0
2012	Chiefs	16	83	3,887	46.8	27	362	3,385	40.8	7	45	71	0
2013	Chiefs	16	87	4,005	46.0	38	246	3,539	40.2	11	35	65	1
2014	Chiefs	16	71	3,164	44.6	29	190	2,874	40.5	5	31	69	0
2015	Chiefs	16	75	3,333	44.4	26	170	3,063	40.8	5	37	62	0
2016	Chiefs	16	76	3,427	45.1	30	157	3,090	40.7	9	38	64	0
2017	Chiefs	16	65	2,936	45.2	24	164	2,672	41.1	5	29	77	0
2018	Chiefs	16	45	2,021	44.9	17	97	1,824	40.5	5	21	67	0
2019	Chiefs	16	48	2,126	44.3	19	89	1,977	40.3	3	21	68	1
<b>NFL TOTALS</b>		<b>238</b>	<b>1,124</b>	<b>50,393</b>	<b>44.8</b>	<b>461</b>	<b>3,561</b>	<b>44,872</b>	<b>39.7</b>	<b>98</b>	<b>462</b>	<b>81</b>	<b>5</b>

## DUSTIN COLQUITT'S NFL POSTSEASON PUNTING STATISTICS



DATE	TEAM	GP	NO.	YDS.	AVG.	OPP. RET.	YDS.	NET. YDS.	AVG.	TB	IN20	LG	BK
2006	Chiefs	1	6	314	52.3	3	28	286	47.7	0	1	66	0
2010	Chiefs	1	3	153	51.0	0	0	113	37.7	2	1	54	0
2013	Chiefs	1	2	78	39.0	0	0	78	39.0	0	1	47	0
2015	Chiefs	2	7	288	41.1	1	22	266	38.0	0	5	56	0
2016	Chiefs	1	4	183	45.8	2	9	174	43.5	0	1	54	0
2017	Chiefs	1	5	250	50.0	3	18	212	42.4	1	0	54	0
2018	Chiefs	2	8	327	40.9	3	38	289	32.1	0	3	59	1
2019	Chiefs	2	6	245	40.8	2	20	205	29.3	1	2	50	1
<b>NFL TOTALS</b>		<b>11</b>	<b>41</b>	<b>1,838</b>	<b>44.8</b>	<b>14</b>	<b>135</b>	<b>1,623</b>	<b>37.7</b>	<b>4</b>	<b>14</b>	<b>66</b>	<b>2</b>





## 2019 GAME-BY-GAME REGULAR SEASON STATISTICS (CHIEFS)

DATE	OPPONENT		NO.	YDS.	AVG.	OPP. RET.	YDS.	NET. YDS.	AVG	TB	IN20	LG	BK	W/L	SCORE
09/08	at Jaguars	P	1	51	51.0	0	0	31	31.0	1	0	51	0	W	40-26
09/15	at Raiders	P	5	196	39.2	2	10	186	37.2	0	1	53	0	W	28-10
09/22	Ravens	P	2	88	44.0	0	0	68	34.0	1	1	57	0	W	33-28
09/29	at Lions	P	2	91	45.5	1	-1	92	46.0	0	1	51	0	W	34-30
10/06	Colts	P	4	155	38.8	0	0	155	38.8	0	2	43	0	L	13-19
10/13	Texans	P	2	119	59.5	1	10	109	54.5	0	1	68	0	L	24-31
10/17	at Broncos	P	6	266	44.3	4	12	254	42.3	0	3	53	0	W	30-6
10/27	Packers	P	3	154	51.3	0	0	154	51.3	0	3	58	0	L	24-31
11/03	Vikings	P	5	251	50.2	5	29	222	44.4	0	1	58	0	W	26-23
11/10	at Titans	P	1	26	26.0	0	0	26	26.0	0	0	26	0	L	32-35
11/18	at Chargers	P	6	240	40.0	2	0	240	40.0	0	5	55	0	W	24-17
12/01	Raiders	P	2	83	41.5	1	3	80	40.0	0	0	42	0	W	40-9
12/08	at Patriots	P	3	131	43.7	0	0	131	32.8	0	0	57	1	W	23-16
12/15	Broncos	P	2	79	39.5	1	8	71	35.5	0	1	41	0	W	23-3
12/22	at Bears	P	2	93	46.5	2	18	75	37.5	0	1	50	0	W	26-3
12/29	Chargers	P	2	103	51.5	0	0	83	41.5	1	1	63	0	W	31-21
<b>2019 TOTALS</b>			<b>16</b>	<b>48</b>	<b>2,126</b>	<b>44.3</b>	<b>19</b>	<b>89</b>	<b>1,977</b>	<b>40.3</b>	<b>3</b>	<b>21</b>	<b>68</b>	<b>1 12-4</b>	

## 2019 GAME-BY-GAME POSTSEASON STATISTICS (CHIEFS)

DATE	OPPONENT		NO.	YDS.	AVG.	OPP. RET.	YDS.	NET. YDS.	AVG	TB	IN20	LG	BK	W/L	SCORE
01/12	Texans	P	3	123	41.0	1	11	112	28.0	0	2	50	1	W	51-31
01/19	Titans	P	3	122	40.7	1	9	93	31.0	1	0	46	0	W	35-24
<b>2019 TOTALS</b>			<b>2</b>	<b>6</b>	<b>245</b>	<b>40.8</b>	<b>2</b>	<b>20</b>	<b>205</b>	<b>29.3</b>	<b>1</b>	<b>2</b>	<b>50</b>	<b>1 2-0</b>	

# #4

## CHAD HENNE

11TH SEASON IN THE NFL | 2ND SEASON WITH THE CHIEFS

HEIGHT

6'3"

WEIGHT

222

BIRTHDAY

07/02/85

ACQUIRED

UFA-18

MICHIGAN

QUARTERBACK

## CHAD HENNE'S NFL REGULAR SEASON PASSING STATISTICS



DATE	TEAM	GP	GS	ATT.	CMP.	PCT.	YDS	AVG.	TD	INT.	LG	SK	LST	RATE
2008	Dolphins	3	0	12	7	58.3	67	5.6	0	0	19	0	0	74.0
2009	Dolphins	14	13	451	274	60.8	2,878	6.4	12	14	67	26	176	75.2
2010	Dolphins	15	14	490	301	61.4	3,301	6.7	15	19	57t	30	178	75.4
2011	Dolphins	4	4	112	64	57.1	868	7.8	4	4	41	11	67	79.0
2012	Jaguars	10	6	308	166	53.9	2,084	6.8	11	11	81t	28	169	72.2
2013	Jaguars	15	13	503	305	60.6	3,241	6.4	13	14	62t	38	243	76.5
2014	Jaguars	3	3	78	42	53.8	492	6.3	3	1	63t	16	105	80.7
2015	Jaguars	0	0	0	0	0.0	0	0.0	0	0	0	0	0	0.0
2016	Jaguars	1	0	0	0	0.0	0	0.0	0	0	0	0	0	0.0
2017	Jaguars	2	0	2	0	0.0	0	0.0	0	0	0	0	0	39.6
2018	Chiefs	1	0	3	2	66.7	29	9.7	0	0	22	0	0	97.9
2019	Chiefs	0	0	0	0	0.0	0	0.0	0	0	0	0	0	0.0
<b>TOTALS</b>		<b>68</b>	<b>53</b>	<b>1,959</b>	<b>1,161</b>	<b>59.3</b>	<b>12,960</b>	<b>6.6</b>	<b>58</b>	<b>63</b>	<b>81t</b>	<b>149</b>	<b>938</b>	<b>75.5</b>







## CHAD HENNE'S NFL POSTSEASON PASSING STATISTICS



DATE	TEAM	GP	GS	ATT.	CMP.	PCT.	YDS	AVG.	TD	INT.	LG	SK	LST	RATE
2008	Dolphins	0	0	0	0	0.0	0	0.0	0	0	0	0	0	0.0
2017	Jaguars	0	0	0	0	0.0	0	0.0	0	0	0	0	0	0.0
2018	Chiefs	0	0	0	0	0.0	0	0.0	0	0	0	0	0	0.0
2019	Chiefs	0	0	0	0	0.0	0	0.0	0	0	0	0	0	0.0
<b>TOTALS</b>		<b>0</b>	<b>0</b>	<b>0</b>	<b>0</b>	<b>0.0</b>	<b>0</b>	<b>0.0</b>	<b>0</b>	<b>0</b>	<b>0</b>	<b>0</b>	<b>0</b>	<b>0.0</b>

## CHAD HENNE'S NFL REGULAR SEASON RUSHING STATISTICS



DATE	TEAM	NO.	YDS.	AVG.	LG	TD
2008	Dolphins	0	0	0.0	0	0
2009	Dolphins	16	32	2.0	12	1
2010	Dolphins	35	52	1.5	10	0
2011	Dolphins	15	112	7.5	20	1
2012	Jaguars	19	64	3.4	15	1
2013	Jaguars	27	77	2.9	14	0
2014	Jaguars	4	25	6.3	12	0
2015	Jaguars	0	0	0.0	0	0
2016	Jaguars	1	-2	-2.0	0	0
2017	Jaguars	5	-5	-1.0	0	0
2018	Chiefs	1	3	3.0	3	0
2019	Chiefs	0	0	0.0	0	0
<b>TOTALS</b>		<b>123</b>	<b>358</b>	<b>2.9</b>	<b>20</b>	<b>3</b>

## CHAD HENNE'S NFL POSTSEASON RUSHING STATISTICS



DATE	TEAM	NO.	YDS.	AVG.	LG	TD
2008	Dolphins	0	0	0.0	0	0
2017	Jaguars	0	0	0.0	0	0
2018	Chiefs	0	0	0.0	0	0
2019	Chiefs	0	0	0.0	0	0
<b>TOTALS</b>		<b>0</b>	<b>0</b>	<b>0.0</b>	<b>0</b>	<b>0</b>

## 2019 GAME-BY-GAME REGULAR SEASON STATISTICS (CHIEFS)

			PASSING											RUSHING					
DATE	OPPONENT	P/S	ATT	CMP	YDS	PCT	Y/A	Y/C	TD	INT	LG	SK/YD	RATE	ATT	YDS	LG	TD	W/L	SCORE
09/08	at Jaguars																	W	40-26
09/15	at Raiders																	W	28-10
09/22	Ravens																	W	33-28
09/29	at Lions																	W	34-30
10/06	Colts																	L	13-19
10/13	Texans																	L	24-31
10/17	at Broncos																	W	30-6
10/27	Packers																	L	24-31
11/03	Vikings																	W	26-23
11/10	at Titans																	L	32-35
11/18	at Chargers																	W	24-17
12/01	Raiders																	W	40-9
12/08	at Patriots																	W	23-16
12/15	Broncos																	W	23-3
12/22	at Bears																	W	26-3
12/29	Chargers																	W	31-21
2019 TOTALS		0-0	0	0	0	0.0	0.0	0.0	0	0	0	0/0	0.0	0	0	0	0	12-4	

## 2019 GAME-BY-GAME POSTSEASON STATISTICS (CHIEFS)

			PASSING											RUSHING						
DATE	OPPONENT	P/S	ATT	CMP	YDS	PCT	Y/A	Y/C	TD	INT	LG	SK/YD	RATE	ATT	YDS	LG	TD	W/L	SCORE	
01/12	Texans		INACTIVE																W	51-31
01/19	Titans		DID NOT PLAY																W	35-24
2019 TOTALS		0-0	0	0	0	0.0	0.0	0.0	0	0	0	0/0	0.0	0	0	0	0	2-0		





## #7

# HARRISON BUTKER

3RD SEASON IN THE NFL | 3RD SEASON WITH THE CHIEFS

HEIGHT  
**6'4"**

WEIGHT  
**205**

BIRTHDAY  
**07/14/95**

ACQUIRED  
**FA-17**

GEORGIA TECH

KICKER

## HARRISON BUTKER'S NFL REGULAR SEASON KICKING STATISTICS



DATE	TEAM	GP	FGM	FGA	PCT.	LG	XP	XPA	PCT.	BLK	PTS
2017	Panthers	0	0	0	0.0	0	0	0	0.0	0	0
Went from <b>Carolina</b> to <b>Kansas City</b> .											
2017	Chiefs	13	38	42	90.5	53	28	28	100.0	0	142
2017	<b>TOTAL</b>	<b>13</b>	<b>38</b>	<b>42</b>	<b>90.5</b>	<b>53</b>	<b>28</b>	<b>28</b>	<b>100.0</b>	<b>0</b>	<b>142</b>
2018	Chiefs	16	24	27	88.9	54	65	69	94.2	0	137
2019	Chiefs	16	34	38	89.5	56	45	48	93.8	1	147
<b>NFL TOTALS</b>		<b>45</b>	<b>96</b>	<b>107</b>	<b>89.7</b>	<b>56</b>	<b>138</b>	<b>145</b>	<b>95.2</b>	<b>1</b>	<b>426</b>

## HARRISON BUTKER'S NFL POSTSEASON KICKING STATISTICS



DATE	TEAM	GP	FGM	FGA	PCT.	LG	XP	XPA	PCT.	BLK	PTS
2017	Chiefs	1	0	1	0.0	0	3	3	100.0	0	3
2018	Chiefs	2	2	2	100.0	39	8	8	100.0	0	14
2019	Chiefs	2	1	1	100.0	24	11	12	91.7	0	14
<b>NFL TOTALS</b>		<b>5</b>	<b>3</b>	<b>4</b>	<b>75.0</b>	<b>39</b>	<b>22</b>	<b>23</b>	<b>95.7</b>	<b>0</b>	<b>31</b>

## HARRISON BUTKER'S NFL REGULAR SEASON FIELD-GOAL ACCURACY STATISTICS



DATE	TEAM	1-19	PCT.	20-29	PCT.	30-39	PCT.	40-49	PCT.	50+	PCT.
2017	Panthers	0-0	0.0	0-0	0.0	0-0	0.0	0-0	0.0	0-0	0.0
Went from <b>Carolina</b> to <b>Kansas City</b> .											
2017	Chiefs	0-0	0.0	8-8	100.0	16-17	94.1	10-12	83.3	4-5	80.0
2017	<b>TOTAL</b>	<b>0-0</b>	<b>0.0</b>	<b>8-8</b>	<b>100.0</b>	<b>16-17</b>	<b>94.1</b>	<b>10-12</b>	<b>83.3</b>	<b>4-5</b>	<b>80.0</b>
2018	Chiefs	0-0	0.0	9-9	100.0	7-7	100.0	6-7	85.7	2-4	50.0
2019	Chiefs	0-0	0.0	9-9	100.0	9-10	90.0	13-13	100.0	3-6	50.0
<b>NFL TOTALS</b>		<b>0-0</b>	<b>0.0</b>	<b>26-26</b>	<b>100.0</b>	<b>32-34</b>	<b>94.1</b>	<b>29-32</b>	<b>90.6</b>	<b>9-15</b>	<b>60.0</b>

## HARRISON BUTKER'S NFL POSTSEASON FIELD-GOAL ACCURACY STATISTICS



DATE	TEAM	1-19	PCT.	20-29	PCT.	30-39	PCT.	40-49	PCT.	50+	PCT.
2017	Chiefs	0-0	0.0	0-0	0.0	0-0	0.0	0-1	0.0	0-0	0.0
2018	Chiefs	0-0	0.0	0-0	0.0	2-2	100.0	0-0	0.0	0-0	0.0
2019	Chiefs	0-0	0.0	1-1	100.0	0-0	0.0	0-0	0.0	0-0	0.0
<b>NFL TOTALS</b>		<b>0-0</b>	<b>0.0</b>	<b>1-1</b>	<b>100.0</b>	<b>2-2</b>	<b>100.0</b>	<b>0-1</b>	<b>0.0</b>	<b>0-0</b>	<b>0.0</b>





## 2019 GAME-BY-GAME REGULAR SEASON STATISTICS (CHIEFS)

DATE	OPPONENT		FIELD GOALS				EXTRA POINTS				PTS	W/L	SCORE
			FGM	FGA	PCT	LG	XP	XPA	PCT	BLK			
09/08	at Jaguars	P	4	4	100.0	46	4	4	100.0	0	16	W	40-26
09/15	at Raiders	P	0	0	0.0	0	4	4	100.0	0	4	W	28-10
09/22	Ravens	P	2	2	100.0	42	3	4	75.0	0	9	W	33-28
09/29	at Lions	P	2	3	66.7	44	4	4	100.0	0	10	W	34-30
10/06	Colts	P	2	2	100.0	36	1	1	100.0	0	7	L	13-19
10/13	Texans	P	1	2	50.0	41	3	3	100.0	0	6	L	24-31
10/17	at Broncos	P	3	3	100.0	39	3	3	100.0	0	12	W	30-6
10/27	Packers	P	1	2	50.0	28	3	3	100.0	0	6	L	24-31
11/03	Vikings	P	4	4	100.0	54	2	2	100.0	0	14	W	26-23
11/10	at Titans	P	4	5	80.0	43	2	3	66.7	0	14	L	32-35
11/18	at Chargers	P	1	1	100.0	41	3	3	100.0	0	6	W	24-17
12/01	Raiders	P	1	1	100.0	50	5	5	100.0	0	8	W	40-9
12/08	at Patriots	P	3	3	100.0	48	2	2	100.0	0	11	W	23-16
12/15	Broncos	P	3	3	100.0	44	0	0	0.0	0	9	W	23-3
12/22	at Bears	P	2	2	100.0	56	2	3	66.7	0	8	W	26-3
12/29	Chargers	P	1	1	100.0	40	4	4	100.0	0	7	W	31-21
<b>2019 TOTALS</b>			<b>16</b>	<b>34</b>	<b>38</b>	<b>89.5</b>	<b>56</b>	<b>45</b>	<b>48</b>	<b>93.8</b>	<b>0</b>	<b>147</b>	<b>12-4</b>

## 2019 GAME-BY-GAME POSTSEASON STATISTICS (CHIEFS)

DATE	OPPONENT		FIELD GOALS				EXTRA POINTS				PTS	W/L	SCORE
			FGM	FGA	PCT	LG	XP	XPA	PCT	BLK			
01/12	Texans	P	1	1	100.0	24	6	7	85.7	0	9	W	51-31
01/19	Titans	P	0	0	0.0	0	5	5	100.0	0	5	W	35-24
<b>2019 TOTALS</b>			<b>2</b>	<b>1</b>	<b>1</b>	<b>100.0</b>	<b>24</b>	<b>11</b>	<b>12</b>	<b>91.7</b>	<b>0</b>	<b>14</b>	<b>2-0</b>



#8

**MATT MOORE**

12TH SEASON IN THE NFL | 1ST SEASON WITH THE CHIEFS

OREGON STATE



QUARTERBACK

HEIGHT  
**6'3"**

WEIGHT  
**219**

BIRTHDAY  
**08/09/84**

ACQUIRED  
**FA-19**

## MATT MOORE'S NFL REGULAR SEASON PASSING STATISTICS



DATE	TEAM	GP	GS	ATT.	CMP.	PCT.	YDS	AVG.	TD	INT.	LG	SK	LST	RATE
2007	Panthers	9	3	111	63	56.8	730	6.6	3	5	57	6	40	67.0
2008	Panthers	0	0	0	0	0.0	0	0.0	0	0	0	0	0	0.0
2009	Panthers	7	5	138	85	61.6	1,053	7.6	8	2	66	9	78	98.5
2010	Panthers	6	5	143	79	55.2	857	6.0	5	10	39	13	90	55.6
2011	Dolphins	13	12	347	210	60.5	2,497	7.2	16	9	65t	36	229	87.1
2012	Dolphins	2	0	19	11	57.9	131	6.9	1	0	37	2	9	96.6
2013	Dolphins	1	0	6	2	33.3	53	8.8	0	2	50	0	0	27.1
2014	Dolphins	2	0	4	2	50.0	21	5.3	0	0	14	0	0	65.6
2015	Dolphins	1	0	1	1	100.0	14	14.0	0	0	14	0	0	118.8
2016	Dolphins	4	3	87	55	63.2	721	8.3	8	3	66t	1	0	105.6
2017	Dolphins	4	2	127	78	61.4	861	6.8	4	5	61t	12	95	75.6
2019	Chiefs	6	2	91	59	64.8	659	7.2	4	0	57t	8	65	100.9
<b>TOTALS</b>		<b>55</b>	<b>32</b>	<b>1,074</b>	<b>645</b>	<b>60.1</b>	<b>7,597</b>	<b>7.1</b>	<b>49</b>	<b>36</b>	<b>66t</b>	<b>87</b>	<b>606</b>	<b>82.8</b>







## MATT MOORE'S NFL POSTSEASON PASSING STATISTICS



DATE	TEAM	GP	GS	ATT.	CMP.	PCT.	YDS	AVG.	TD	INT.	LG	SK	LST	RATE
2008	Panthers	0	0	0	0	0.0	0	0.0	0	0	0	0	0	0.0
2016	Dolphins	1	1	36	29	80.6	289	8.0	1	1	37	5	36	97.8
2019	Chiefs	0	0	0	0	0.0	0	0.0	0	0	0	0	0	0.0
<b>TOTALS</b>		<b>1</b>	<b>1</b>	<b>36</b>	<b>29</b>	<b>80.6</b>	<b>289</b>	<b>8.0</b>	<b>1</b>	<b>1</b>	<b>37</b>	<b>5</b>	<b>36</b>	<b>97.8</b>

## MATT MOORE'S NFL REGULAR SEASON RUSHING STATISTICS



DATE	TEAM	NO.	YDS.	AVG.	LG	TD
2007	Panthers	3	5	1.7	5	0
2008	Panthers	0	0	0.0	0	0
2009	Panthers	12	-3	-0.3	5	0
2010	Panthers	5	25	5.0	8	0
2011	Dolphins	32	65	2.0	16	2
2012	Dolphins	5	-3	-0.6	1	0
2013	Dolphins	0	0	0.0	0	0
2014	Dolphins	2	-2	-1.0	0	0
2015	Dolphins	3	-2	-0.7	0	0
2016	Dolphins	1	-1	-1.0	0	0
2017	Dolphins	3	9	3.0	7	0
2019	Chiefs	5	-1	-0.2	3	0
<b>TOTALS</b>		<b>71</b>	<b>92</b>	<b>1.3</b>	<b>16</b>	<b>2</b>

## MATT MOORE'S NFL POSTSEASON RUSHING STATISTICS



DATE	TEAM	NO.	YDS.	AVG.	LG	TD
2008	Panthers	0	0	0.0	0	0
2016	Dolphins	1	2	2.0	2	0
2019	Chiefs	0	0	0.0	0	0
<b>TOTALS</b>		<b>1</b>	<b>2</b>	<b>2.0</b>	<b>2</b>	<b>0</b>

## 2019 GAME-BY-GAME REGULAR SEASON STATISTICS (CHIEFS)

DATE	OPPONENT	P/S	PASSING											RUSHING				W/L	SCORE
			ATT	CMP	YDS	PCT	Y/A	Y/C	TD	INT	LG	SK/YD	RATE	ATT	YDS	LG	TD		
09/08	at Jaguars	P	1	0	0	0.0	0.0	0.0	0	0	0	0/0	39.6	1	-1	-1	0	W	40-26
09/15	at Raiders								DID NOT PLAY									W	28-10
09/22	Ravens								DID NOT PLAY									W	33-28
09/29	at Lions								DID NOT PLAY									W	34-30
10/06	Colts								DID NOT PLAY									L	13-19
10/13	Texans								DID NOT PLAY									L	24-31
10/17	at Broncos	P	19	10	117	52.6	6.2	11.7	1	0	57t	1/2	89.1	1	-1	-1	0	W	30-6
10/27	Packers	S	36	24	267	66.7	7.4	11.1	2	0	30t	2/18	107.1	1	3	3	0	L	24-31
11/03	Vikings	S	35	25	275	71.4	7.9	11.0	1	0	41	5/45	103.9	0	0	0	0	W	26-23
11/10	at Titans								DID NOT PLAY									L	32-35
11/18	at Chargers								DID NOT PLAY									W	24-17
12/01	Raiders	P	0	0	0	0.0	0.0	0.0	0	0	0	0/0	0.0	1	-1	-1	0	W	40-9
12/08	at Patriots								DID NOT PLAY									W	23-16
12/15	Broncos								DID NOT PLAY									W	23-3
12/22	at Bears	P	0	0	0	0.0	0.0	0.0	0	0	0	0/0	0.0	1	-1	-1	0	W	26-3
12/29	Chargers								DID NOT PLAY									W	31-21
<b>2019 TOTALS</b>		<b>6-2</b>	<b>91</b>	<b>59</b>	<b>659</b>	<b>64.8</b>	<b>7.2</b>	<b>11.2</b>	<b>4</b>	<b>0</b>	<b>57t</b>	<b>8/65</b>	<b>100.9</b>	<b>5</b>	<b>-1</b>	<b>3</b>	<b>0</b>	<b>12-4</b>	

## 2019 GAME-BY-GAME POSTSEASON STATISTICS (CHIEFS)

DATE	OPPONENT	P/S	PASSING											RUSHING				W/L	SCORE
			ATT	CMP	YDS	PCT	Y/A	Y/C	TD	INT	LG	SK/YD	RATE	ATT	YDS	LG	TD		
01/12	Texans								DID NOT PLAY									W	51-31
01/19	Titans								INACTIVE									W	35-24
<b>2019 TOTALS</b>		<b>0-0</b>	<b>0</b>	<b>0</b>	<b>0</b>	<b>0.0</b>	<b>0.0</b>	<b>0.0</b>	<b>0</b>	<b>0</b>	<b>0</b>	<b>0/0</b>	<b>0.0</b>	<b>0</b>	<b>0</b>	<b>0</b>	<b>0</b>	<b>2-0</b>	

## 300-YARD PASSING GAMES (1): REGULAR SEASON

DATE	TEAM	NO.	YDS.	AVG.	LG	TD
10/24/10	49ERS	28	308	11.0	39	2





## #10

# TYREEK HILL

4TH SEASON IN THE NFL | 4TH SEASON WITH THE CHIEFS

000  
7 11 11

WEST ALABAMA

WIDE RECEIVER

HEIGHT  
**5'10"**

WEIGHT  
**185**

BIRTHDAY  
**03/01/94**

ACQUIRED  
**D5b-16**

## TYREEK HILL'S NFL REGULAR SEASON RUSHING/RECEIVING STATISTICS



DATE	TEAM	GP	GS	RECEIVING					RUSHING				
				NO.	YDS	AVG	LG	TD	NO.	YDS.	AVG.	LG	TD
2016	Chiefs	16	1	61	593	9.7	49	6	24	267	11.1	70t	3
2017	Chiefs	15	13	75	1,183	15.8	79t	7	17	59	3.5	16	0
2018	Chiefs	16	16	87	1,479	17.0	75t	12	22	151	6.9	33	1
2019	Chiefs	12	12	58	860	14.8	57t	7	8	23	2.9	5	0
<b>NFL TOTALS</b>		<b>59</b>	<b>42</b>	<b>281</b>	<b>4,115</b>	<b>14.6</b>	<b>79t</b>	<b>32</b>	<b>71</b>	<b>500</b>	<b>7.0</b>	<b>70t</b>	<b>4</b>

## TYREEK HILL'S NFL POSTSEASON RUSHING/RECEIVING STATISTICS



DATE	TEAM	GP	GS	RECEIVING					RUSHING				
				NO.	YDS	AVG	LG	TD	NO.	YDS.	AVG.	LG	TD
2016	Chiefs	1	0	4	27	6.8	9	0	3	18	6.0	8	0
2017	Chiefs	1	1	7	87	12.4	45	0	1	14	14.0	14	0
2018	Chiefs	2	2	9	114	12.7	42	0	1	36	36.0	36t	1
2019	Chiefs	2	2	8	108	13.5	26	2	2	11	5.5	7	0
<b>NFL TOTALS</b>		<b>6</b>	<b>5</b>	<b>28</b>	<b>336</b>	<b>12.0</b>	<b>45</b>	<b>2</b>	<b>7</b>	<b>79</b>	<b>11.3</b>	<b>36t</b>	<b>1</b>

## TYREEK HILL'S NFL REGULAR SEASON RETURN STATISTICS



KICKOFF RETURNS							PUNT RETURNS					
DATE	TEAM	RET.	YDS.	AVG.	LG	TD	NO.	FC	YDS	AVG	LG	TD
2016	Chiefs	14	384	27.4	86t	1	39	8	592	15.2	95t	2
2017	Chiefs	0	0	0.0	0	0	25	9	204	8.2	82t	1
2018	Chiefs	0	0	0.0	0	0	20	3	213	10.7	91t	1
2019	Chiefs	0	0	0.0	0	0	1	0	0	0.0	0	0
NFL TOTALS		14	384	27.4	86t	1	85	20	1,009	11.9	95t	4

## TYREEK HILL'S NFL POSTSEASON RETURN STATISTICS



KICKOFF RETURNS							PUNT RETURNS					
DATE	TEAM	RET.	YDS.	AVG.	LG	TD	NO.	FC	YDS	AVG	LG	TD
2016	Chiefs	4	72	18.0	21	0	0	0	0	0.0	0	0
2017	Chiefs	1	17	17.0	17	0	2	0	8	4.0	8	0
2018	Chiefs	0	0	0.0	0	0	6	2	-5	-0.8	4	0
2019	Chiefs	1	19	19.0	19	0	1	1	0	0.0	0	0
NFL TOTALS		6	108	18.0	21	0	9	3	3	0.3	8	0





## 2019 GAME-BY-GAME REGULAR SEASON STATISTICS (CHIEFS)

DATE	OPPONENT	P/S	RECEIVING					RUSHING					W/L	SCORE
			NO	YDS	AVG	LG	TD	NO	YDS	AVG	LG	TD		
09/08	at Jaguars	S	2	16	8.0	8	0	1	5	5.0	5	0	W	40-26
09/15	at Raiders						INACTIVE						W	28-10
09/22	Ravens						INACTIVE						W	33-28
09/29	at Lions						INACTIVE						W	34-30
10/06	Colts						INACTIVE						L	13-19
10/13	Texans	S	5	80	16.0	46t	2	0	0	0.0	0	0	L	24-31
10/17	at Broncos	S	3	74	24.7	57t	1	0	0	0.0	0	0	W	30-6
10/27	Packers	S	6	76	12.7	21	0	1	5	5.0	5	0	L	24-31
11/03	Vikings	S	6	140	23.3	41	1	1	5	5.0	5	0	W	26-23
11/10	at Titans	S	11	157	14.3	39	1	1	3	3.0	3	0	L	32-35
11/18	at Chargers	S	0	0	0.0	0	0	0	0	0.0	0	0	W	24-17
12/01	Raiders	S	5	55	11.0	17	0	1	-4	-4.0	-4	0	W	40-9
12/08	at Patriots	S	6	62	10.3	21	0	2	8	4.0	5	0	W	23-16
12/15	Broncos	S	5	67	13.4	41t	2	1	1	1.0	1	0	W	23-3
12/22	at Bears	S	5	72	14.4	19	0	0	0	0.0	0	0	W	26-3
12/29	Chargers	S	4	61	15.3	47	0	0	0	0.0	0	0	W	31-21
<b>2019 TOTALS</b>		<b>12-12</b>	<b>58</b>	<b>860</b>	<b>14.8</b>	<b>57t</b>	<b>7</b>	<b>8</b>	<b>23</b>	<b>2.9</b>	<b>5</b>	<b>0</b>	<b>12-4</b>	

## 2019 GAME-BY-GAME POSTSEASON STATISTICS (CHIEFS)

DATE	OPPONENT	P/S	RECEIVING					RUSHING					W/L	SCORE
			NO	YDS	AVG	LG	TD	NO	YDS	AVG	LG	TD		
01/12	Texans	S	3	41	13.7	20	0	1	4	4.0	4	0	W	51-31
01/19	Titans	S	5	67	13.4	26	2	1	7	7.0	7	0	W	35-24
<b>2019 TOTALS</b>		<b>2-2</b>	<b>8</b>	<b>108</b>	<b>13.5</b>	<b>26</b>	<b>2</b>	<b>2</b>	<b>11</b>	<b>5.5</b>	<b>7</b>	<b>0</b>	<b>2-0</b>	

## 2019 GAME-BY-GAME REGULAR SEASON STATISTICS (CHIEFS)

DATE	OPPONENT	P/S	KICKOFF RETURNS					PUNT RETURNS					W/L	SCORE
			RET	YDS	AVG	LG	TD	NO	FC	YDS	AVG	LG	TD	
09/08	at Jaguars	S	0	0	0.0	0	0	1	0	0	0.0	0	0	W
09/15	at Raiders							INACTIVE						W
09/22	Ravens							INACTIVE						W
09/29	at Lions							INACTIVE						W
10/06	Colts							INACTIVE						L
10/13	Texans	S	0	0	0.0	0	0	0	0	0	0.0	0	0	L
10/17	at Broncos	S	0	0	0.0	0	0	0	0	0	0.0	0	0	W
10/27	Packers	S	0	0	0.0	0	0	0	0	0	0.0	0	0	L
11/03	Vikings	S	0	0	0.0	0	0	0	0	0	0.0	0	0	W
11/10	at Titans	S	0	0	0.0	0	0	0	0	0	0.0	0	0	L
11/18	at Chargers	S	0	0	0.0	0	0	0	0	0	0.0	0	0	W
12/01	Raiders	S	0	0	0.0	0	0	0	0	0	0.0	0	0	W
12/08	at Patriots	S	0	0	0.0	0	0	0	0	0	0.0	0	0	W
12/15	Broncos	S	0	0	0.0	0	0	0	0	0	0.0	0	0	W
12/22	at Bears	S	0	0	0.0	0	0	0	0	0	0.0	0	0	W
12/29	Chargers	S	0	0	0.0	0	0	0	0	0	0.0	0	0	W
<b>2019 TOTALS</b>		<b>12-12</b>	<b>0</b>	<b>0</b>	<b>0.0</b>	<b>0</b>	<b>0</b>	<b>1</b>	<b>0</b>	<b>0</b>	<b>0.0</b>	<b>0</b>	<b>0</b>	<b>12-4</b>

# #11

## DEMARCUS ROBINSON

FLORIDA

4TH SEASON IN THE NFL | 4TH SEASON WITH THE CHIEFS

HEIGHT

6'1"

WEIGHT

203

BIRTHDAY

09/21/94

ACQUIRED

D4c-16

WIDE RECEIVER







## DEMARCUS ROBINSON'S NFL REGULAR SEASON RUSHING/RECEIVING STATISTICS

DATE	TEAM	GP	GS	RECEIVING					RUSHING				
				NO.	YDS	AVG	LG	TD	NO.	YDS.	AVG.	LG	TD
2016	Chiefs	16	0	0	0	0.0	0	0	0	0	0.0	0	0
2017	Chiefs	16	8	21	212	10.1	33	0	0	0	0.0	0	0
2018	Chiefs	16	5	22	288	13.1	89t	4	0	0	0.0	0	0
2019	Chiefs	16	10	32	449	14.0	44t	4	0	0	0.0	0	0
<b>NFL TOTALS</b>		<b>64</b>	<b>23</b>	<b>75</b>	<b>949</b>	<b>12.7</b>	<b>89t</b>	<b>8</b>	<b>0</b>	<b>0</b>	<b>0.0</b>	<b>0</b>	<b>0</b>

## DEMARCUS ROBINSON'S NFL POSTSEASON RUSHING/RECEIVING STATISTICS

DATE	TEAM	GP	GS	RECEIVING					RUSHING				
				NO.	YDS	AVG	LG	TD	NO.	YDS.	AVG.	LG	TD
2016	Chiefs	1	0	0	0	0.0	0	0	0	0	0.0	0	0
2017	Chiefs	1	1	4	57	14.3	15	1	0	0	0.0	0	0
2018	Chiefs	2	0	1	27	27.0	27	0	0	0	0.0	0	0
2019	Chiefs	2	2	3	35	11.7	24	0	0	0	0.0	0	0
<b>NFL TOTALS</b>		<b>6</b>	<b>3</b>	<b>8</b>	<b>119</b>	<b>14.9</b>	<b>27</b>	<b>1</b>	<b>0</b>	<b>0</b>	<b>0.0</b>	<b>0</b>	<b>0</b>

## DEMARCUS ROBINSON'S NFL REGULAR SEASON RETURN STATISTICS

KICKOFF RETURNS							PUNT RETURNS					
DATE	TEAM	RET.	YDS.	AVG.	LG	TD	NO.	FC	YDS	AVG	LG	TD
2016	Chiefs	0	0	0.0	0	0	0	0	0	0.0	0	0
2017	Chiefs	0	0	0.0	0	0	1	1	-4	-4.0	0	0
2018	Chiefs	0	0	0.0	0	0	1	0	0	0.0	0	0
2019	Chiefs	0	0	0.0	0	0	0	0	0	0.0	0	0
NFL TOTALS		0	0	0.0	0	0	2	1	-4	-2.0	0	0

## DEMARCUS ROBINSON'S NFL POSTSEASON RETURN STATISTICS

KICKOFF RETURNS							PUNT RETURNS					
DATE	TEAM	RET.	YDS.	AVG.	LG	TD	NO.	FC	YDS	AVG	LG	TD
2016	Chiefs	0	0	0.0	0	0	0	0	0	0.0	0	0
2017	Chiefs	0	0	0.0	0	0	0	0	0	0.0	0	0
2018	Chiefs	0	0	0.0	0	0	0	0	0	0.0	0	0
2019	Chiefs	0	0	0.0	0	0	0	0	0	0.0	0	0
NFL TOTALS		0	0	0.0	0	0	0	0	0	0.0	0	0

## 2019 GAME-BY-GAME REGULAR SEASON STATISTICS (CHIEFS)

DATE	OPPONENT	P/S	RECEIVING					RUSHING					W/L	SCORE
			NO	YDS	AVG	LG	TD	NO	YDS	AVG	LG	TD		
09/08	at Jaguars	S	1	0	0.0	0	0	0	0	0.0	0	0	W	40-26
09/15	at Raiders	P	6	172	28.7	44t	2	0	0	0.0	0	0	W	28-10
09/22	Ravens	S	3	43	14.3	18t	1	0	0	0.0	0	0	W	33-28
09/29	at Lions	S	4	35	8.8	15	0	0	0	0.0	0	0	W	34-30
10/06	Colts	S	3	31	10.3	14	0	0	0	0.0	0	0	L	13-19
10/13	Texans	S	0	0	0.0	0	0	0	0	0.0	0	0	L	24-31
10/17	at Broncos	P	3	31	10.3	16	0	0	0	0.0	0	0	W	30-6
10/27	Packers	S	2	6	3.0	4	0	0	0	0.0	0	0	L	24-31
11/03	Vikings	P	1	5	5.0	5	0	0	0	0.0	0	0	W	26-23
11/10	at Titans	S	4	56	14.0	23	0	0	0	0.0	0	0	L	32-35
11/18	at Chargers	P	0	0	0.0	0	0	0	0	0.0	0	0	W	24-17
12/01	Raiders	S	0	0	0.0	0	0	0	0	0.0	0	0	W	40-9
12/08	at Patriots	S	1	12	12.0	12	0	0	0	0.0	0	0	W	23-16
12/15	Broncos	S	2	21	10.5	13	0	0	0	0.0	0	0	W	23-3
12/22	at Bears	P	1	13	13.0	13	0	0	0	0.0	0	0	W	26-3
12/29	Chargers	P	1	24	24.0	24t	1	0	0	0.0	0	0	W	31-21
<b>2019 TOTALS</b>		<b>16-10</b>	<b>32</b>	<b>449</b>	<b>14.0</b>	<b>44t</b>	<b>4</b>	<b>0</b>	<b>0</b>	<b>0.0</b>	<b>0</b>	<b>0</b>	<b>12-4</b>	





## 2019 GAME-BY-GAME POSTSEASON STATISTICS (CHIEFS)

DATE	OPPONENT	P/S	RECEIVING					RUSHING					W/L	SCORE
			NO	YDS	AVG	LG	TD	NO	YDS	AVG	LG	TD		
01/12	Texans	S	1	4	4.0	4	0	0	0	0.0	0	0	W	51-31
01/19	Titans	S	2	31	15.5	24	0	0	0	0.0	0	0	W	35-24
<b>2019 TOTALS</b>		<b>2-2</b>	<b>3</b>	<b>35</b>	<b>11.7</b>	<b>24</b>	<b>0</b>	<b>0</b>	<b>0</b>	<b>0.0</b>	<b>0</b>	<b>0</b>	<b>2-0</b>	

# #13

## BYRON PRINGLE

2ND SEASON IN THE NFL | 2ND SEASON WITH THE CHIEFS

HEIGHT  
**6'1"**

WEIGHT  
**203**

BIRTHDAY  
**11/17/93**

ACQUIRED  
**CFA-18**

KANSAS STATE

WIDE RECEIVER

## BYRON PRINGLE'S NFL REGULAR SEASON RUSHING/RECEIVING STATISTICS

DATE	TEAM	GP	GS	RECEIVING					RUSHING				
				NO.	YDS	AVG	LG	TD	NO.	YDS.	AVG.	LG	TD
2018	Chiefs	0	0	0	0	0.0	0	0	0	0	0.0	0	0
2019	Chiefs	16	0	12	170	14.2	28	1	0	0	0.0	0	0
<b>NFL TOTALS</b>		<b>16</b>	<b>0</b>	<b>12</b>	<b>170</b>	<b>14.2</b>	<b>28</b>	<b>1</b>	<b>0</b>	<b>0</b>	<b>0.0</b>	<b>0</b>	<b>0</b>

## BYRON PRINGLE'S NFL POSTSEASON RUSHING/RECEIVING STATISTICS

DATE	TEAM	GP	GS	RECEIVING					RUSHING				
				NO.	YDS	AVG	LG	TD	NO.	YDS.	AVG.	LG	TD
2018	Chiefs	0	0	0	0	0.0	0	0	0	0	0.0	0	0
2019	Chiefs	2	0	0	0	0.0	0	0	0	0	0.0	0	0
<b>NFL TOTALS</b>		<b>2</b>	<b>0</b>	<b>0</b>	<b>0</b>	<b>0.0</b>	<b>0</b>	<b>0</b>	<b>0</b>	<b>0</b>	<b>0.0</b>	<b>0</b>	<b>0</b>

## 2019 GAME-BY-GAME REGULAR SEASON STATISTICS (CHIEFS)

DATE	OPPONENT	P/S	RECEIVING					RUSHING					W/L	SCORE
			NO	YDS	AVG	LG	TD	NO	YDS	AVG	LG	TD		
09/08	at Jaguars	P	0	0	0.0	0	0	0	0	0.0	0	0	W	40-26
09/15	at Raiders	P	0	0	0.0	0	0	0	0	0.0	0	0	W	28-10
09/22	Ravens	P	1	7	7.0	7	0	0	0	0.0	0	0	W	33-28
09/29	at Lions	P	1	13	13.0	13	0	0	0	0.0	0	0	W	34-30
10/06	Colts	P	6	103	17.2	28	1	0	0	0.0	0	0	L	13-19
10/13	Texans	P	2	24	12.0	19	0	0	0	0.0	0	0	L	24-31
10/17	at Broncos	P	0	0	0.0	0	0	0	0	0.0	0	0	W	30-6
10/27	Packers	P	0	0	0.0	0	0	0	0	0.0	0	0	L	24-31
11/03	Vikings	P	0	0	0.0	0	0	0	0	0.0	0	0	W	26-23
11/10	at Titans	P	0	0	0.0	0	0	0	0	0.0	0	0	L	32-35
11/18	at Chargers	P	1	9	9.0	9	0	0	0	0.0	0	0	W	24-17
12/01	Raiders	P	0	0	0.0	0	0	0	0	0.0	0	0	W	40-9
12/08	at Patriots	P	1	14	14.0	14	0	0	0	0.0	0	0	W	23-16
12/15	Broncos	P	0	0	0.0	0	0	0	0	0.0	0	0	W	23-3
12/22	at Bears	P	0	0	0.0	0	0	0	0	0.0	0	0	W	26-3
12/29	Chargers	P	0	0	0.0	0	0	0	0	0.0	0	0	W	31-21
<b>2019 TOTALS</b>		<b>16-0</b>	<b>12</b>	<b>170</b>	<b>14.2</b>	<b>28</b>	<b>1</b>	<b>0</b>	<b>0</b>	<b>0.0</b>	<b>0</b>	<b>0</b>	<b>12-4</b>	





## 2019 GAME-BY-GAME POSTSEASON STATISTICS (CHIEFS)

DATE	OPPONENT	P/S	RECEIVING					RUSHING					W/L	SCORE
			NO	YDS	AVG	LG	TD	NO	YDS	AVG	LG	TD		
01/12	Texans	P	0	0	0.0	0	0	0	0	0.0	0	0	W	51-31
01/19	Titans	P	0	0	0.0	0	0	0	0	0.0	0	0	W	35-24
<b>2019 TOTALS</b>		<b>2-0</b>	<b>0</b>	<b>0</b>	<b>0.0</b>	<b>0</b>	<b>0</b>	<b>0</b>	<b>0</b>	<b>0.0</b>	<b>0</b>	<b>0</b>	<b>2-0</b>	

#14

SAMMY WATKINS

6TH SEASON IN THE NFL | 2ND SEASON WITH THE CHIEFS

HEIGHT: 6'1" | WEIGHT: 211 | BIRTHDAY: 06/14/93 | ACQUIRED: UFA-18

CLEMONSON

WIDE RECEIVER

## SAMMY WATKINS' NFL REGULAR SEASON RUSHING/RECEIVING STATISTICS



DATE	TEAM	GP	GS	RECEIVING					RUSHING				
				NO.	YDS	AVG	LG	TD	NO.	YDS.	AVG.	LG	TD
2014	Bills	16	16	65	982	15.1	84	6	2	8	4.0	5	0
2015	Bills	13	13	60	1,047	17.5	63	9	1	1	1.0	1	0
2016	Bills	8	8	28	430	15.4	62	2	0	0	0.0	0	0
2017	Rams	15	14	39	593	15.2	67t	8	0	0	0.0	0	0
2018	Chiefs	10	9	40	519	13.0	50	3	5	52	10.4	31	0
2019	Chiefs	14	13	52	673	12.9	68t	3	2	12	6.0	11	0
<b>NFL TOTALS</b>		<b>76</b>	<b>73</b>	<b>284</b>	<b>4,244</b>	<b>14.9</b>	<b>84</b>	<b>31</b>	<b>10</b>	<b>73</b>	<b>7.3</b>	<b>31</b>	<b>0</b>

## SAMMY WATKINS' NFL POSTSEASON RUSHING/RECEIVING STATISTICS



DATE	TEAM	GP	GS	RECEIVING					RUSHING				
				NO.	YDS	AVG	LG	TD	NO.	YDS.	AVG.	LG	TD
2017	Rams	1	1	1	23	23.0	23	0	0	0	0.0	0	0
2018	Chiefs	2	2	10	176	17.6	54	0	1	-2	-2.0	-2	0
2019	Chiefs	2	2	9	190	21.1	60t	1	1	14	14.0	14	0
<b>NFL TOTALS</b>		<b>5</b>	<b>5</b>	<b>20</b>	<b>389</b>	<b>19.5</b>	<b>60t</b>	<b>1</b>	<b>2</b>	<b>12</b>	<b>6.0</b>	<b>14</b>	<b>0</b>







## 2019 GAME-BY-GAME REGULAR SEASON STATISTICS (CHIEFS)

DATE	OPPONENT	P/S	RECEIVING					RUSHING					W/L	SCORE
			NO	YDS	AVG	LG	TD	NO	YDS	AVG	LG	TD		
09/08	at Jaguars	S	9	198	22.0	68t	3	0	0	0.0	0	0	W	40-26
09/15	at Raiders	S	6	49	8.2	14	0	0	0	0.0	0	0	W	28-10
09/22	Ravens	S	5	64	12.8	36	0	0	0	0.0	0	0	W	33-28
09/29	at Lions	S	3	54	18.0	30	0	0	0	0.0	0	0	W	34-30
10/06	Colts	S	0	0	0.0	0	0	0	0	0.0	0	0	L	13-19
10/13	Texans												L	24-31
10/17	at Broncos												W	30-6
10/27	Packers	S	5	45	9.0	25	0	0	0	0.0	0	0	L	24-31
11/03	Vikings	P	7	63	9.0	17	0	0	0	0.0	0	0	W	26-23
11/10	at Titans	S	5	39	7.8	10	0	2	12	6.0	11	0	L	32-35
11/18	at Chargers	S	2	26	13.0	15	0	0	0	0.0	0	0	W	24-17
12/01	Raiders	S	0	0	0.0	0	0	0	0	0.0	0	0	W	40-9
12/08	at Patriots	S	4	50	12.5	23	0	0	0	0.0	0	0	W	23-16
12/15	Broncos	S	3	49	16.3	29	0	0	0	0.0	0	0	W	23-3
12/22	at Bears	S	2	28	14.0	17	0	0	0	0.0	0	0	W	26-3
12/29	Chargers	S	1	8	8.0	8	0	0	0	0.0	0	0	W	31-21
<b>2019 TOTALS</b>		<b>14-13</b>	<b>52</b>	<b>673</b>	<b>12.9</b>	<b>68t</b>	<b>3</b>	<b>2</b>	<b>12</b>	<b>6.0</b>	<b>11</b>	<b>0</b>	<b>12-4</b>	

## 2019 GAME-BY-GAME POSTSEASON STATISTICS (CHIEFS)

DATE	OPPONENT	P/S	RECEIVING					RUSHING					W/L	SCORE
			NO	YDS	AVG	LG	TD	NO	YDS	AVG	LG	TD		
01/12	Texans	S	2	76	38.0	48	0	1	14	14.0	14	0	W	51-31
01/19	Titans	S	7	114	16.3	60t	1	0	0	0.0	0	0	W	35-24
<b>2019 TOTALS</b>		<b>2-2</b>	<b>9</b>	<b>190</b>	<b>21.1</b>	<b>60t</b>	<b>1</b>	<b>1</b>	<b>14</b>	<b>14.0</b>	<b>14</b>	<b>0</b>	<b>2-0</b>	

# #15

# PATRICK MAHOMES

3RD SEASON IN THE NFL | 3RD SEASON WITH THE CHIEFS

HEIGHT: **6'3"**

WEIGHT: **230**

BIRTHDAY: **09/17/95**

ACQUIRED: **D1-17**

QUARTERBACK

## PATRICK MAHOMES' NFL REGULAR SEASON PASSING STATISTICS



DATE	TEAM	GP	GS	ATT.	CMP.	PCT.	YDS	AVG.	TD	INT.	LG	SK	LST	RATE
2017	Chiefs	1	1	35	22	62.9	284	8.1	0	1	51	2	15	76.4
2018	Chiefs	16	16	580	383	66.0	5,097	8.8	50	12	89t	26	171	113.8
2019	Chiefs	14	14	484	319	65.9	4,031	8.3	26	5	83t	17	127	105.3
<b>TOTALS</b>		<b>31</b>	<b>31</b>	<b>1,099</b>	<b>724</b>	<b>65.9</b>	<b>9,412</b>	<b>8.6</b>	<b>76</b>	<b>18</b>	<b>89t</b>	<b>45</b>	<b>313</b>	<b>108.9</b>

## PATRICK MAHOMES' NFL POSTSEASON PASSING STATISTICS



DATE	TEAM	GP	GS	ATT.	CMP.	PCT.	YDS	AVG.	TD	INT.	LG	SK	LST	RATE
2017	Chiefs	0	0	0	0	0.0	0	0.0	0	0	0	0	0	0.0
2018	Chiefs	2	2	72	43	59.7	573	8.0	3	0	54	8	71	98.9
2019	Chiefs	2	2	70	46	65.7	615	8.8	8	0	60t	2	2	131.5
<b>TOTALS</b>		<b>4</b>	<b>4</b>	<b>142</b>	<b>89</b>	<b>62.7</b>	<b>1,188</b>	<b>8.4</b>	<b>11</b>	<b>0</b>	<b>60t</b>	<b>10</b>	<b>73</b>	<b>115.0</b>







## PATRICK MAHOMES' NFL REGULAR SEASON RUSHING STATISTICS



DATE	TEAM	NO.	YDS.	AVG.	LG	TD
2017	Chiefs	7	10	1.4	5	0
2018	Chiefs	60	272	4.5	28	2
2019	Chiefs	43	218	5.1	25	2
<b>TOTALS</b>		<b>110</b>	<b>500</b>	<b>4.5</b>	<b>28</b>	<b>4</b>

## PATRICK MAHOMES' NFL POSTSEASON RUSHING STATISTICS



DATE	TEAM	NO.	YDS.	AVG.	LG	TD
2017	Chiefs	0	0	0.0	0	0
2018	Chiefs	5	19	3.8	9	1
2019	Chiefs	15	106	7.1	27t	1
<b>TOTALS</b>		<b>20</b>	<b>125</b>	<b>6.3</b>	<b>27t</b>	<b>2</b>

## 2019 GAME-BY-GAME REGULAR SEASON STATISTICS (CHIEFS)

			PASSING											RUSHING					
DATE	OPPONENT	P/S	ATT	CMP	YDS	PCT	Y/A	Y/C	TD	INT	LG	SK/YD	RATE	ATT	YDS	LG	TD	W/L	SCORE
09/08	at Jaguars	S	33	25	378	75.8	11.5	15.1	3	0	68t	0/0	143.2	1	2	2	0	W	40-26
09/15	at Raiders	S	44	30	443	68.2	10.1	14.8	4	0	44t	2/7	131.2	1	-1	-1	0	W	28-10
09/22	Ravens	S	37	27	374	73.0	10.1	13.9	3	0	83t	1/11	132.0	4	9	11	0	W	33-28
09/29	at Lions	S	42	24	315	57.1	7.5	13.1	0	0	33	0/0	81.0	6	54	25	0	W	34-30
10/06	Colts	S	39	22	321	56.4	8.2	14.6	1	0	31	4/33	91.9	3	17	14	0	L	13-19
10/13	Texans	S	35	19	273	54.3	7.8	14.4	3	1	52	1/17	96.5	1	-1	-1	0	L	24-31
10/17	at Broncos	S	11	10	76	90.9	6.9	7.6	1	0	21t	0/0	125.8	1	2	2	0	W	30-6
10/27	Packers		INACTIVE															L	24-31
11/03	Vikings		INACTIVE															W	26-23
11/10	at Titans	S	50	36	446	72.0	8.9	12.4	3	0	63t	2/13	119.2	0	0	0	0	L	32-35
11/18	at Chargers	S	32	19	182	59.4	5.7	9.6	1	1	31	1/2	72.7	5	59	24	0	W	24-17
12/01	Raiders	S	29	15	175	51.7	6.0	11.7	1	0	47	1/12	81.8	3	25	13t	1	W	40-9
12/08	at Patriots	S	40	26	283	65.0	7.1	10.9	1	1	48t	1/12	83.6	6	6	5	0	W	23-16
12/15	Broncos	S	34	27	340	79.4	10.0	12.6	2	1	41t	3/13	115.7	3	11	7	0	W	23-3
12/22	at Bears	S	33	23	251	69.7	7.6	10.9	2	0	19	1/7	112.1	2	14	12t	1	W	26-3
12/29	Chargers	S	25	16	174	64.0	7.0	10.9	1	1	47	0/0	81.1	7	21	11	0	W	31-21
2019 TOTALS		14-14	484	319	4,031	65.9	8.3	12.6	26	5	83t	17/127	105.3	43	218	25	2	12-4	

## 2019 GAME-BY-GAME POSTSEASON STATISTICS (CHIEFS)

			PASSING											RUSHING					
DATE	OPPONENT	P/S	ATT	CMP	YDS	PCT	Y/A	Y/C	TD	INT	LG	SK/YD	RATE	ATT	YDS	LG	TD	W/L	SCORE
01/12	Texans	S	35	23	321	65.7	9.2	14.0	5	0	48	0/0	134.6	7	53	21	0	W	51-31
01/19	Titans	S	35	23	294	65.7	8.4	12.8	3	0	60t	2/2	120.4	8	53	27t	1	W	35-24
2019 TOTALS		2-2	70	46	615	65.7	8.8	13.4	8	0	60t	2/2	131.5	15	106	27t	1	2-0	

## 300-YARD PASSING GAMES (17): REGULAR SEASON

DATE	TEAM	NO.	YDS.	AVG.	LG	TD
09/16/18	at Steelers	23	326	14.2	40	6
09/23/18	49ERS	24	314	13.1	42	3
10/01/18	at Broncos	28	304	10.9	35	1
10/07/18	JAGUARS	22	313	14.2	40	0
10/14/18	at Patriots	23	352	15.3	75t	4
10/21/18	BENGALS	28	358	12.8	50	4
10/28/18	BRONCOS	24	303	12.6	40	4
11/04/18	at Browns	23	375	16.3	50t	3
11/19/18	at Rams	33	478	14.5	73t	6
12/09/18	RAVENS	35	377	10.8	48	2
09/08/19	at Jaguars	25	378	15.1	68t	3
09/15/19	at Raiders	30	443	14.8	44t	4
09/22/19	RAVENS	27	374	13.9	83t	3
09/29/19	at Lions	24	315	13.1	33	0
10/06/19	COLTS	22	321	14.6	31	1
11/10/19	at Titans	36	446	12.4	63t	3
12/15/19	BRONCOS	27	340	12.6	41t	2

## 300-YARD PASSING GAMES (1): POSTSEASON

DATE	TEAM	NO.	YDS.	AVG.	LG	TD
01/12/20	TEXANS	23	321	14.0	48	5







## #17



# MECOLE HARDMAN

ROOKIE

GEORGIA



WIDE RECEIVER

HEIGHT  
**5'10"**

WEIGHT  
**187**

BIRTHDAY  
**03/12/98**

ACQUIRED  
**02a-19**

## MECOLE HARDMAN'S NFL REGULAR SEASON RUSHING/RECEIVING STATISTICS

DATE	TEAM	GP	GS	RECEIVING					RUSHING				
				NO.	YDS	AVG	LG	TD	NO.	YDS.	AVG.	LG	TD
2019	Chiefs	16	5	26	538	20.7	83t	6	4	17	4.3	9	0
<b>NFL TOTALS</b>		<b>16</b>	<b>5</b>	<b>26</b>	<b>538</b>	<b>20.7</b>	<b>83t</b>	<b>6</b>	<b>4</b>	<b>17</b>	<b>4.3</b>	<b>9</b>	<b>0</b>

## MECOLE HARDMAN'S NFL POSTSEASON RUSHING/RECEIVING STATISTICS

DATE	TEAM	GP	GS	RECEIVING					RUSHING				
				NO.	YDS	AVG	LG	TD	NO.	YDS.	AVG.	LG	TD
2019	Chiefs	2	0	3	27	9.0	13	0	0	0	0.0	0	0
<b>NFL TOTALS</b>		<b>2</b>	<b>0</b>	<b>3</b>	<b>27</b>	<b>9.0</b>	<b>13</b>	<b>0</b>	<b>0</b>	<b>0</b>	<b>0.0</b>	<b>0</b>	<b>0</b>

## MECOLE HARDMAN'S NFL REGULAR SEASON RETURN STATISTICS

DATE	TEAM	RET.	KICKOFF RETURNS				PUNT RETURNS					
			YDS.	AVG.	LG	TD	NO.	FC	YDS	AVG	LG	TD
2019	Chiefs	27	704	26.1	104t	1	18	6	167	9.3	36	0
<b>NFL TOTALS</b>		<b>27</b>	<b>704</b>	<b>26.1</b>	<b>104t</b>	<b>1</b>	<b>18</b>	<b>6</b>	<b>167</b>	<b>9.3</b>	<b>36</b>	<b>0</b>

## MECOLE HARDMAN'S NFL POSTSEASON RETURN STATISTICS

DATE	TEAM	RET.	KICKOFF RETURNS				PUNT RETURNS					
			YDS.	AVG.	LG	TD	NO.	FC	YDS	AVG	LG	TD
2019	Chiefs	10	228	22.8	58	0	2	0	8	4.0	7	0
<b>NFL TOTALS</b>		<b>10</b>	<b>228</b>	<b>22.8</b>	<b>58</b>	<b>0</b>	<b>2</b>	<b>0</b>	<b>8</b>	<b>4.0</b>	<b>7</b>	<b>0</b>







## 2019 GAME-BY-GAME REGULAR SEASON STATISTICS (CHIEFS)

DATE	OPPONENT	P/S	RECEIVING					RUSHING					W/L	SCORE
			NO	YDS	AVG	LG	TD	NO	YDS	AVG	LG	TD		
09/08	at Jaguars	P	0	0	0.0	0	0	0	0	0.0	0	0	W	40-26
09/15	at Raiders	S	4	61	15.3	42t	1	0	0	0.0	0	0	W	28-10
09/22	Ravens	P	2	97	48.5	83t	1	1	7	7.0	7	0	W	33-28
09/29	at Lions	S	2	9	4.5	7	0	0	0	0.0	0	0	W	34-30
10/06	Colts	P	4	79	19.8	31	0	1	-6	-6.0	-6	0	L	13-19
10/13	Texans	P	4	45	11.3	14	0	0	0	0.0	0	0	L	24-31
10/17	at Broncos	S	2	28	14.0	21t	1	0	0	0.0	0	0	W	30-6
10/27	Packers	P	2	55	27.5	30t	1	0	0	0.0	0	0	L	24-31
11/03	Vikings	S	0	0	0.0	0	0	1	7	7.0	7	0	W	26-23
11/10	at Titans	P	1	63	63.0	63t	1	0	0	0.0	0	0	L	32-35
11/18	at Chargers	P	2	13	6.5	9	0	0	0	0.0	0	0	W	24-17
12/01	Raiders	P	0	0	0.0	0	0	1	9	9.0	9	0	W	40-9
12/08	at Patriots	P	1	48	48.0	48t	1	0	0	0.0	0	0	W	23-16
12/15	Broncos	P	1	10	10.0	10	0	0	0	0.0	0	0	W	23-3
12/22	at Bears	P	0	0	0.0	0	0	0	0	0.0	0	0	W	26-3
12/29	Chargers	S	1	30	30.0	30	0	0	0	0.0	0	0	W	31-21
<b>2019 TOTALS</b>			<b>16-5</b>	<b>26</b>	<b>538</b>	<b>20.7</b>	<b>83t</b>	<b>6</b>	<b>4</b>	<b>17</b>	<b>4.3</b>	<b>9</b>	<b>0</b>	<b>12-4</b>

## 2019 GAME-BY-GAME POSTSEASON STATISTICS (CHIEFS)

DATE	OPPONENT	P/S	RECEIVING					RUSHING					W/L	SCORE
			NO	YDS	AVG	LG	TD	NO	YDS	AVG	LG	TD		
01/12	Texans	P	2	19	9.5	13	0	0	0	0.0	0	0	W	51-31
01/19	Titans	P	1	8	8.0	8	0	0	0	0.0	0	0	W	35-24
<b>2019 TOTALS</b>			<b>2-0</b>	<b>3</b>	<b>27</b>	<b>9.0</b>	<b>13</b>	<b>0</b>	<b>0</b>	<b>0.0</b>	<b>0</b>	<b>0</b>	<b>2-0</b>	

## 2019 GAME-BY-GAME REGULAR SEASON STATISTICS (CHIEFS)

2019 GAME BY GAME KICKOFF RETURNS																2019 GAME BY GAME PUNT RETURNS (OTHER)															
KICKOFF RETURNS								PUNT RETURNS																							
DATE	OPPONENT	P/S	RET	YDS	AVG	LG	TD	NO	FC	YDS	AVG	LG	TD	W/L	SCORE																
09/08	at Jaguars	P	2	45	22.5	27	0	0	1	0	0.0	0	0	W	40-26																
09/15	at Raiders	S	1	18	18.0	18	0	1	0	20	20.0	20	0	W	28-10																
09/22	Ravens	P	0	0	0.0	0	0	0	0	0	0.0	0	0	W	33-28																
09/29	at Lions	S	1	29	29.0	29	0	0	0	0	0.0	0	0	W	34-30																
10/06	Colts	P	1	22	22.0	22	0	0	0	0	0.0	0	0	L	13-19																
10/13	Texans	P	2	41	20.5	22	0	0	0	0	0.0	0	0	L	24-31																
10/17	at Broncos	S	0	0	0.0	0	0	1	0	36	36.0	36	0	W	30-6																
10/27	Packers	P	3	68	22.7	26	0	1	0	18	18.0	18	0	L	24-31																
11/03	Vikings	S	4	101	25.3	34	0	2	1	17	8.5	15	0	W	26-23																
11/10	at Titans	P	4	90	22.5	30	0	1	2	5	5.0	5	0	L	32-35																
11/18	at Chargers	P	0	0	0.0	0	0	2	0	22	11.0	15	0	W	24-17																
12/01	Raiders	P	1	23	23.0	23	0	0	1	0	0.0	0	0	W	40-9																
12/08	at Patriots	P	3	73	24.3	31	0	3	0	20	6.7	9	0	W	23-16																
12/15	Broncos	P	1	20	20.0	20	0	2	1	-2	-1.0	0	0	W	23-3																
12/22	at Bears	P	2	57	28.5	32	0	2	0	10	5.0	9	0	W	26-3																
12/29	Chargers	S	2	117	58.5	104	1	3	0	21	7.0	15t	0	W	31-21																
2019 TOTALS		16-5	27	704	26.1	104t	1	18	6	167	9.3	36	0	12-4																	

#20

MORRIS

CLAIBORNE

8TH SEASON IN THE NFL | 1ST SEASON WITH THE CHIEFS

HEIGHT

5'11"

WEIGHT

192

BIRTHDAY

02/07/90

ACQUIRED

FA-19

CSL

CORNERBACK





## MORRIS CLAIBORNE'S NFL REGULAR SEASON DEFENSIVE STATISTICS



DATE	TEAM	GP	GS	TK	S	A	TACKLES					INTERCEPTIONS					O. FUMB			ST					MISC	
							TFL	YDS	SK	YDS	QBH	NO	YDS	LG	TD	PD	FF	FR	YDS	TK	S	A	FF	FR	S	A
2012	Cowboys	15	15	55	43	12	1	0	0.0	0.0	0	1	0	0	0	8	1	2	50	0	0	0	0	0	0	0
2013	Cowboys	10	7	26	24	2	0	0	0.0	0.0	0	1	0	0	0	5	0	1	0	0	0	0	0	0	0	0
2014	Cowboys	4	3	7	5	2	0	0	0.0	0.0	1	1	-8	0	0	2	0	0	0	0	0	0	0	0	0	0
2015	Cowboys	11	11	35	28	7	0	0	0.0	0.0	0	0	0	0	0	7	0	0	0	0	0	0	0	0	0	0
2016	Cowboys	7	7	26	24	2	2	2	0.0	0.0	0	1	27	27	0	5	0	1	0	0	0	0	0	0	0	0
2017	Jets	15	15	43	34	9	1	1	0.0	0.0	0	1	28	28	0	8	0	0	0	0	0	0	0	0	0	0
2018	Jets	15	15	57	44	13	2	8	0.0	0.0	0	2	17	17t	1	14	0	0	0	0	0	0	0	0	0	0
2019	Chiefs	8	1	14	9	5	0	0	0.0	0.0	0	0	0	0	0	0	0	0	0	0	0	0	0	0	0	0
NFL TOTALS		85	74	263	211	52	6	11	0.0	0.0	1	7	64	28	1	49	1	4	50	0	0	0	0	0	0	0

## MORRIS CLAIBORNE'S NFL POSTSEASON DEFENSIVE STATISTICS



DATE	TEAM	GP	GS	TK	S	A	TACKLES					INTERCEPTIONS					O. FUMB			ST					MISC	
							TFL	YDS	SK	YDS	QBH	NO	YDS	LG	TD	PD	FF	FR	YDS	TK	S	A	FF	FR	S	A
2016	Cowboys	1	1	4	4	0	0	0	0.0	0.0	0	0	0	0	0	1	0	0	0	0	0	0	0	0	0	0
2019	Chiefs	0	0	0	0	0	0	0	0.0	0.0	0	0	0	0	0	0	0	0	0	0	0	0	0	0	0	0
NFL TOTALS		1	1	4	4	0	0	0	0.0	0.0	0	0	0	0	0	1	0	0	0	0	0	0	0	0	0	0

## 2019 GAME-BY-GAME REGULAR SEASON STATISTICS (CHIEFS)

			TACKLES							INTERCEPTIONS					O. FUMB			ST					MISC						
DATE	OPPONENT	P/S	TK	S	A	SK	YDS	TFL	YDS	QBH	NO	YDS	LG	TD	PD	FF	FR	YDS	TK	S	A	FF	FR	S	A	W/L	SCORE		
09/08	at Jaguars												RESERVE/LEAGUE SUSP.															W	40-26
09/15	at Raiders												RESERVE/LEAGUE SUSP.															W	28-10
09/22	Ravens												RESERVE/LEAGUE SUSP.															W	33-28
09/29	at Lions												RESERVE/LEAGUE SUSP.															W	34-30
10/06	Colts	P	1	0	1	0.0	0.0	0	0	0	0	0	0	0	0	0	0	0	0	0	0	0	0	0	0	L	13-19		
10/13	Texans	P	3	3	0	0.0	0.0	0	0	0	0	0	0	0	0	0	0	0	0	0	0	0	0	0	0	L	24-31		
10/17	at Broncos	P	5	3	2	0.0	0.0	0	0	0	0	0	0	0	0	0	0	0	0	0	0	0	0	0	0	W	30-6		
10/27	Packers	P	0	0	0	0.0	0.0	0	0	0	0	0	0	0	0	0	0	0	0	0	0	0	0	0	0	L	24-31		
11/03	Vikings	S	0	0	0	0.0	0.0	0	0	0	0	0	0	0	0	0	0	0	0	0	0	0	0	0	0	W	26-23		
11/10	at Titans	P	1	0	1	0.0	0.0	0	0	0	0	0	0	0	0	0	0	0	0	0	0	0	0	0	0	L	32-35		
11/18	at Chargers	P	1	1	0	0.0	0.0	0	0	0	0	0	0	0	0	0	0	0	0	0	0	0	0	0	0	W	24-17		
12/01	Raiders	P	3	2	1	0.0	0.0	0	0	0	0	0	0	0	0	0	0	0	0	0	0	0	0	0	0	W	40-9		
12/08	at Patriots												INACTIVE															W	23-16
12/15	Broncos												INACTIVE															W	23-3
12/22	at Bears												INACTIVE															W	26-3
12/29	Chargers												INACTIVE															W	31-21
2019 TOTALS		8-1	14	9	5	0.0	0.0	0	0	0	0	0	0	0	0	0	0	0	0	0	0	0	0	0	0	12-4			

## 2019 GAME-BY-GAME POSTSEASON STATISTICS (CHIEFS)

			TACKLES							INTERCEPTIONS					O. FUMB			ST					MISC						
DATE	OPPONENT	P/S	TK	S	A	SK	YDS	TFL	YDS	QBH	NO	YDS	LG	TD	PD	FF	FR	YDS	TK	S	A	FF	FR	S	A	W/L	SCORE		
01/12	Texans		INACTIVE																									W	51-31
01/19	Titans		INACTIVE																									W	35-24
2019 TOTALS			0	0	0	0	0	0	0	0	0	0	0	0	0	0	0	0	0	0	0	0	0	0	0	2-0			





## #21



# BASHAUD BREELAND

6TH SEASON IN THE NFL | 1ST SEASON WITH THE CHIEFS

HEIGHT

5'11"

WEIGHT

195

BIRTHDAY

01/30/92

ACQUIRED

UFA-19

CLEMSON



CORNERBACK

## BASHAUD BREELAND'S NFL REGULAR SEASON DEFENSIVE STATISTICS



		TACKLES										INTERCEPTIONS						O. FUMB			ST					MISC	
DATE	TEAM	GP	GS	TK	S	A	TFL	YDS	SK	YDS	QBH	NO	YDS	LG	TD	PD	FF	FR	YDS	TK	S	A	FF	FR	S	A	
2014	Redskins	16	15	62	53	9	3	5	0.0	0.0	1	2	0	0	0	14	2	0	0	4	4	0	0	0	0	0	
2015	Redskins	15	14	81	59	22	5	8	0.0	0.0	0	2	56	28	0	16	3	2	-1	0	0	0	0	0	0	0	
2016	Redskins	14	14	71	60	11	1	2	1.0	3.0	1	3	32	26	0	11	2	0	0	2	2	0	0	0	0	0	
2017	Redskins	15	14	47	34	13	0	0	0.0	0.0	0	1	96	96t	1	19	0	0	0	3	3	0	0	0	0	0	
2018	Redskins	0	0	0	0	0	0	0	0.0	0.0	0	0	0	0	0	0	0	0	0	0	0	0	0	0	0	0	
Went from <b>Washington</b> to <b>Green Bay</b> .																											
2018	Packers	7	5	20	16	4	1	3	0.0	0.0	0	2	48	26	1	4	0	1	0	0	0	0	0	0	0	0	
2018	TOTAL	7	5	20	16	4	1	3	0.0	0.0	0	2	48	26	1	4	0	1	0	0	0	0	0	0	0	0	
2019	Chiefs	16	15	48	37	11	1	6	0.0	0.0	1	2	4	4	0	8	0	2	114	0	0	0	0	0	0	0	
NFL TOTALS		83	77	329	259	70	11	24	1.0	3.0	3	12	236	96t	2	72	7	5	113	9	9	0	0	0	0	0	

## BASHAUD BREELAND'S NFL POSTSEASON DEFENSIVE STATISTICS



		TACKLES										INTERCEPTIONS					O. FUMB			ST					MISC	
DATE	TEAM	GP	GS	TK	S	A	TFL	YDS	SK	YDS	QBH	NO	YDS	LG	TD	PD	FF	FR	YDS	TK	S	A	FF	FR	S	A
2015	Redskins	1	1	7	5	2	0	0	0.0	0.0	0	0	0	0	0	0	1	1	0	0	0	0	0	0	0	0
2019	Chiefs	2	2	11	9	2	0	0	0.0	0.0	0	0	0	0	0	2	0	0	0	0	0	0	0	0	0	0
NFL TOTALS		3	3	18	14	4	0	0	0.0	0.0	0	0	0	0	0	2	1	1	0	0	0	0	0	0	0	0

## 2019 GAME-BY-GAME REGULAR SEASON STATISTICS (CHIEFS)

			TACKLES								INTERCEPTIONS					O. FUMB			ST				MISC				
DATE	OPPONENT	P/S	TK	S	A	SK	YDS	TFL	YDS	QBH	NO	YDS	LG	TD	PD	FF	FR	YDS	TK	S	A	FF	FR	S	A	W/L	SCORE
09/08	at Jaguars	S	0	0	0	0.0	0.0	0	0	0	0	0	0	0	1	0	1	14	0	0	0	0	0	0	0	W	40-26
09/15	at Raiders	S	8	7	1	0.0	0.0	1	6	0	1	0	0	0	1	0	0	0	0	0	0	0	0	0	0	W	28-10
09/22	Ravens	S	4	4	0	0.0	0.0	0	0	0	0	0	0	0	0	0	0	0	0	0	0	0	0	0	0	W	33-28
09/29	at Lions	S	2	2	0	0.0	0.0	0	0	0	0	0	0	0	2	0	1	100	0	0	0	0	0	0	0	W	34-30
10/06	Colts	S	4	3	1	0.0	0.0	0	0	0	0	0	0	0	0	0	0	0	0	0	0	0	0	0	0	L	13-19
10/13	Texans	S	6	3	3	0.0	0.0	0	0	0	0	0	0	0	0	0	0	0	0	0	0	0	0	0	0	L	24-31
10/17	at Broncos	S	0	0	0	0.0	0.0	0	0	0	0	0	0	0	0	0	0	0	0	0	0	0	0	0	0	W	30-6
10/27	Packers	S	3	2	1	0.0	0.0	0	0	0	0	0	0	0	0	0	0	0	0	0	0	0	0	0	0	L	24-31
11/03	Vikings	P	2	2	0	0.0	0.0	0	0	0	0	0	0	0	0	0	0	0	0	0	0	0	0	0	0	W	26-23
11/10	at Titans	S	1	1	0	0.0	0.0	0	0	0	0	0	0	0	1	0	0	0	0	0	0	0	0	0	0	L	32-35
11/18	at Chargers	S	5	3	2	0.0	0.0	0	0	0	0	0	0	0	0	0	0	0	0	0	0	0	0	0	0	W	24-17
12/01	Raiders	S	2	2	0	0.0	0.0	0	0	0	0	0	0	0	0	0	0	0	0	0	0	0	0	0	0	W	40-9
12/08	at Patriots	S	3	3	0	0.0	0.0	0	0	0	1	4	4	0	2	0	0	0	0	0	0	0	0	0	0	W	23-16
12/15	Broncos	S	3	1	2	0.0	0.0	0	0	0	0	0	0	0	1	0	0	0	0	0	0	0	0	0	0	W	23-3
12/22	at Bears	S	2	2	0	0.0	0.0	0	0	1	0	0	0	0	0	0	0	0	0	0	0	0	0	0	0	W	26-3
12/29	Chargers	S	3	2	1	0.0	0.0	0	0	0	0	0	0	0	0	0	0	0	0	0	0	0	0	0	0	W	31-21
2019 TOTALS		16-15	48	37	11	0.0	0.0	1	6	1	2	4	4	0	8	0	2	114	0	0	0	0	0	0	0	12-4	





## 2019 GAME-BY-GAME POSTSEASON STATISTICS (CHIEFS)

			TACKLES							INTERCEPTIONS					O. FUMB			ST				MISC					
DATE	OPPONENT	P/S	TK	S	A	SK	YDS	TFL	YDS	QBH	NO	YDS	LG	TD	PD	FF	FR	YDS	TK	S	A	FF	FR	S	A	W/L	SCORE
01/12	Texans	S	7	6	1	0.0	0.0	0	0	0	0	0	0	0	1	0	0	0	0	0	0	0	0	0	0	W	51-31
01/19	Titans	S	4	3	1	0.0	0.0	0	0	0	0	0	0	0	1	0	0	0	0	0	0	0	0	0	0	W	35-24
2019 TOTALS		2-2	11	9	2	0.0	0.0	0	0	0	0	0	0	0	2	0	0	0	0	0	0	0	0	0	0	2-0	

**#23**

**ARMANI WATTS**

TEXAS A&M

2ND SEASON IN THE NFL | 2ND SEASON WITH THE CHIEFS

HEIGHT: **5'11"** | WEIGHT: **205** | BIRTHDAY: **03/19/96** | ACQUIRED: **D4-18**

**SAFETY**

## ARMANI WATTS' NFL REGULAR SEASON DEFENSIVE STATISTICS



		TACKLES										INTERCEPTIONS					O. FUMB			ST				MISC		
DATE	TEAM	GP	GS	TK	S	A	TFL	YDS	SK	YDS	QBH	NO	YDS	LG	TD	PD	FF	FR	YDS	TK	S	A	FF	FR	S	A
2018	Chiefs	5	0	2	1	1	1	10	1.0	10.0	2	0	0	0	0	1	0	0	0	3	2	1	0	0	0	0
2019	Chiefs	16	0	7	5	2	1	7	1.0	7.0	1	0	0	0	0	0	0	0	0	10	8	2	0	0	0	0
NFL TOTALS		21	0	9	6	3	2	17	2.0	17.0	3	0	0	0	0	1	0	0	0	13	10	3	0	0	0	0

## ARMANI WATTS' NFL POSTSEASON DEFENSIVE STATISTICS



		TACKLES										INTERCEPTIONS					O. FUMB			ST					MISC	
DATE	TEAM	GP	GS	TK	S	A	TFL	YDS	SK	YDS	QBH	NO	YDS	LG	TD	PD	FF	FR	YDS	TK	S	A	FF	FR	S	A
2018	Chiefs	0	0	0	0	0	0	0	0.0	0.0	0	0	0	0	0	0	0	0	0	0	0	0	0	0	0	0
2019	Chiefs	2	0	0	0	0	0	0	0.0	0.0	0	0	0	0	0	0	0	0	0	1	1	0	0	0	0	0
NFL TOTALS		2	0	0	0	0	0	0	0	0.0	0.0	0	0	0	0	0	0	0	0	1	1	0	0	0	0	0

## 2019 GAME-BY-GAME REGULAR SEASON STATISTICS (CHIEFS)

			TACKLES							INTERCEPTIONS					O. FUMB			ST				MISC					
DATE	OPPONENT	P/S	TK	S	A	SK	YDS	TFL	YDS	QBH	NO	YDS	LG	TD	PD	FF	FR	YDS	TK	S	A	FF	FR	S	A	W/L	SCORE
09/08	at Jaguars	P	0	0	0	0.0	0.0	0	0	0	0	0	0	0	0	0	0	0	0	0	0	0	0	0	0	W	40-26
09/15	at Raiders	P	0	0	0	0.0	0.0	0	0	0	0	0	0	0	0	0	0	0	0	0	0	0	0	0	0	W	28-10
09/22	Ravens	P	0	0	0	0.0	0.0	0	0	0	0	0	0	0	0	0	0	0	0	0	0	0	0	0	0	W	33-28
09/29	at Lions	P	0	0	0	0.0	0.0	0	0	0	0	0	0	0	0	0	0	0	1	1	0	0	0	0	0	W	34-30
10/06	Colts	P	0	0	0	0.0	0.0	0	0	0	0	0	0	0	0	0	0	0	0	0	0	0	0	0	0	L	13-19
10/13	Texans	P	0	0	0	0.0	0.0	0	0	0	0	0	0	0	0	0	0	0	1	1	0	0	0	0	0	L	24-31
10/17	at Broncos	P	1	1	0	1.0	7.0	1	7	1	0	0	0	0	0	0	0	0	0	0	0	0	0	0	0	W	30-6
10/27	Packers	P	0	0	0	0.0	0.0	0	0	0	0	0	0	0	0	0	0	0	0	0	0	0	0	0	0	L	24-31
11/03	Vikings	P	0	0	0	0.0	0.0	0	0	0	0	0	0	0	0	0	0	0	1	1	0	0	0	0	0	W	26-23
11/10	at Titans	P	0	0	0	0.0	0.0	0	0	0	0	0	0	0	0	0	0	0	2	1	1	0	0	0	0	L	32-35
11/18	at Chargers	P	2	0	2	0.0	0.0	0	0	0	0	0	0	0	0	0	0	0	2	2	0	0	0	0	0	W	24-17
12/01	Raiders	P	1	1	0	0.0	0.0	0	0	0	0	0	0	0	0	0	0	0	0	0	0	0	0	0	0	W	40-9
12/08	at Patriots	P	0	0	0	0.0	0.0	0	0	0	0	0	0	0	0	0	0	0	0	0	0	0	0	0	0	W	23-16
12/15	Broncos	P	0	0	0	0.0	0.0	0	0	0	0	0	0	0	0	0	0	0	0	0	0	0	0	0	0	W	23-3
12/22	at Bears	P	0	0	0	0.0	0.0	0	0	0	0	0	0	0	0	0	0	0	1	1	0	0	0	0	0	W	26-3
12/29	Chargers	P	3	3	0	0.0	0.0	0	0	0	0	0	0	0	0	0	0	0	2	1	1	0	0	0	0	W	31-21
2019 TOTALS		16-0	7	5	2	1.0	7.0	1	7	1	0	0	0	0	0	0	0	0	10	8	2	0	0	0	0	12-4	







## 2019 GAME-BY-GAME POSTSEASON STATISTICS (CHIEFS)

			TACKLES							INTERCEPTIONS					O. FUMB			ST				MISC					
DATE	OPPONENT	P/S	TK	S	A	SK	YDS	TFL	YDS	QBH	NO	YDS	LG	TD	PD	FF	FR	YDS	TK	S	A	FF	FR	S	A	W/L	SCORE
01/12	Texans	P	0	0	0	0.0	0.0	0	0	0	0	0	0	0	0	0	0	0	0	0	0	0	0	0	0	W	51-31
01/19	Titans	P	0	0	0	0.0	0.0	0	0	0	0	0	0	0	0	0	0	0	1	1	0	0	0	0	0	W	35-24
2019 TOTALS		2-0	0	0	0	0.0	0.0	0	0	0	0	0	0	0	0	0	0	0	1	1	0	0	0	0	0	2-0	

#24

JORDAN LUCAS

4TH SEASON IN THE NFL | 2ND SEASON WITH THE CHIEFS

HEIGHT: 6'1" | WEIGHT: 190 | BIRTHDAY: 08/02/93 | ACQUIRED: T (MIA)-18

PENN STATE

SAFETY

## JORDAN LUCAS' NFL REGULAR SEASON DEFENSIVE STATISTICS

		TACKLES										INTERCEPTIONS					O. FUMB			ST				MISC		
DATE	TEAM	GP	GS	TK	S	A	TFL	YDS	SK	YDS	QBH	NO	YDS	LG	TD	PD	FF	FR	YDS	TK	S	A	FF	FR	S	A
2016	Dolphins	8	0	0	0	0	0	0	0.0	0.0	0	0	0	0	0	0	0	0	0	2	0	2	0	0	0	0
2017	Dolphins	11	0	2	2	0	0	0	0.0	0.0	0	0	0	0	0	0	0	0	0	4	2	2	0	0	0	0
2018	Chiefs	16	4	28	19	9	1	9	1.0	9.0	2	1	49	49	0	2	0	0	0	4	3	1	0	0	0	0
2019	Chiefs	14	0	2	0	2	0	0	0.0	0.0	1	0	0	0	0	1	0	0	0	5	3	2	0	0	0	0
NFL TOTALS		49	4	32	21	11	1	9	1.0	9.0	3	1	49	49	0	3	0	0	0	15	8	7	0	0	0	0

## JORDAN LUCAS' NFL POSTSEASON DEFENSIVE STATISTICS

		TACKLES										INTERCEPTIONS					O. FUMB			ST				MISC		
DATE	TEAM	GP	GS	TK	S	A	TFL	YDS	SK	YDS	QBH	NO	YDS	LG	TD	PD	FF	FR	YDS	TK	S	A	FF	FR	S	A
2016	Dolphins	1	0	0	0	0	0	0	0.0	0.0	0	0	0	0	0	0	0	0	0	1	0	1	0	0	0	0
2018	Chiefs	2	1	6	2	4	0	0	0.0	0.0	0	0	0	0	0	1	0	0	0	0	0	0	0	0	0	0
2019	Chiefs	2	0	0	0	0	0	0	0.0	0.0	0	0	0	0	0	0	0	0	0	1	1	0	0	0	0	0
NFL TOTALS		5	1	6	2	4	0	0	0.0	0.0	0	0	0	0	0	1	0	0	0	2	1	1	0	0	0	0

## 2019 GAME-BY-GAME REGULAR SEASON STATISTICS (CHIEFS)

			TACKLES							INTERCEPTIONS					O. FUMB			ST				MISC					
DATE	OPPONENT	P/S	TK	S	A	SK	YDS	TFL	YDS	QBH	NO	YDS	LG	TD	PD	FF	FR	YDS	TK	S	A	FF	FR	S	A	W/L	SCORE
09/08	at Jaguars		INACTIVE																				W	40-26			
09/15	at Raiders	P	0	0	0	0.0	0.0	0	0	0	0	0	0	0	0	0	0	0	1	1	0	0	0	0	0	W	28-10
09/22	Ravens	P	0	0	0	0.0	0.0	0	0	0	0	0	0	0	0	0	0	0	1	1	0	0	0	0	0	W	33-28
09/29	at Lions	P	0	0	0	0.0	0.0	0	0	0	0	0	0	0	1	0	0	0	0	0	0	0	0	0	0	W	34-30
10/06	Colts	P	0	0	0	0.0	0.0	0	0	0	0	0	0	0	0	0	0	0	0	0	0	0	0	0	0	L	13-19
10/13	Texans	P	0	0	0	0.0	0.0	0	0	0	0	0	0	0	0	0	0	0	0	0	0	0	0	0	0	L	24-31
10/17	at Broncos	P	1	0	1	0.0	0.0	0	0	0	0	0	0	0	0	0	0	0	1	0	1	0	0	0	0	W	30-6
10/27	Packers	P	0	0	0	0.0	0.0	0	0	0	0	0	0	0	0	0	0	0	0	0	0	0	0	0	0	L	24-31
11/03	Vikings	P	0	0	0	0.0	0.0	0	0	0	0	0	0	0	0	0	0	0	1	1	0	0	0	0	0	W	26-23
11/10	at Titans	P	0	0	0	0.0	0.0	0	0	0	0	0	0	0	0	0	0	0	0	0	0	0	0	0	0	L	32-35
11/18	at Chargers	P	1	0	1	0.0	0.0	0	0	0	0	0	0	0	0	0	0	0	0	0	0	0	0	0	0	W	24-17
12/01	Raiders		INACTIVE																				W	40-9			
12/08	at Patriots	P	0	0	0	0.0	0.0	0	0	0	0	0	0	0	0	0	0	0	1	0	1	0	0	0	0	W	23-16
12/15	Broncos	P	0	0	0	0.0	0.0	0	0	0	0	0	0	0	0	0	0	0	0	0	0	0	0	0	0	W	23-3
12/22	at Bears	P	0	0	0	0.0	0.0	0	0	1	0	0	0	0	0	0	0	0	0	0	0	0	0	0	0	W	26-3
12/29	Chargers	P	0	0	0	0.0	0.0	0	0	0	0	0	0	0	0	0	0	0	0	0	0	0	0	0	0	W	31-21
2019 TOTALS		14-0	2	0	2	0.0	0.0	0	0	1	0	0	0	0	1	0	0	0	5	3	2	0	0	0	0	0	12-4







## 2019 GAME-BY-GAME POSTSEASON STATISTICS (CHIEFS)

			TACKLES							INTERCEPTIONS					O. FUMB			ST				MISC					
DATE	OPPONENT	P/S	TK	S	A	SK	YDS	TFL	YDS	QBH	NO	YDS	LG	TD	PD	FF	FR	YDS	TK	S	A	FF	FR	S	A	W/L	SCORE
01/12	Texans	P	0	0	0	0.0	0.0	0	0	0	0	0	0	0	0	0	0	0	0	0	0	0	0	0	0	W	51-31
01/19	Titans	P	0	0	0	0.0	0.0	0	0	0	0	0	0	0	0	0	0	0	1	1	0	0	0	0	0	W	35-24
2019 TOTALS		2-0	0	0	0	0.0	0.0	0	0	0	0	0	0	0	0	0	0	0	1	1	0	0	0	0	0	2-0	

#25

LESEAN MCCOY

11TH SEASON IN THE NFL | 1ST SEASON WITH THE CHIEFS

HEIGHT: 5'11"

WEIGHT: 210

BIRTHDAY: 07/12/88

ACQUIRED: FA-19

PITTSBURGH

RUNNING BACK

## LESEAN MCCOY'S NFL REGULAR SEASON RUSHING/RECEIVING STATISTICS

DATE	TEAM	GP	GS	RUSHING					RECEIVING				
				NO.	YDS.	AVG.	LG	TD	NO.	YDS	AVG.	LG	TD
2009	Eagles	16	4	155	637	4.1	66t	4	40	308	7.7	45	0
2010	Eagles	15	13	207	1,080	5.2	62	7	78	592	7.6	40	2
2011	Eagles	15	15	273	1,309	4.8	60	17	48	315	6.6	26	3
2012	Eagles	12	12	200	840	4.2	34	2	54	373	6.9	36	3
2013	Eagles	16	16	314	1,607	5.1	57t	9	52	539	10.4	70	2
2014	Eagles	16	16	312	1,319	4.2	53	5	28	155	5.5	18	0
2015	Bills	12	12	203	895	4.4	48t	3	32	292	9.1	22	2
2016	Bills	15	15	234	1,267	5.4	75t	13	50	356	7.1	41	1
2017	Bills	16	16	287	1,138	4.0	48t	6	59	448	7.6	39	2
2018	Bills	14	13	161	514	3.2	28t	3	34	238	7.0	24	0
2019	Chiefs	13	9	101	465	4.6	39	4	28	181	6.5	23	1
<b>NFL TOTALS</b>		<b>160</b>	<b>141</b>	<b>2447</b>	<b>11,071</b>	<b>4.5</b>	<b>75t</b>	<b>73</b>	<b>503</b>	<b>3,797</b>	<b>7.5</b>	<b>70</b>	<b>16</b>

## LESEAN MCCOY'S NFL POSTSEASON RUSHING/RECEIVING STATISTICS

DATE	TEAM	GP	GS	RUSHING					RECEIVING				
				NO.	YDS.	AVG.	LG	TD	NO.	YDS	AVG.	LG	TD
2009	Eagles	1	0	5	24	4.8	14	0	1	9	9.0	9	0
2010	Eagles	1	1	12	46	3.8	9	0	4	36	9.0	16	0
2013	Eagles	1	1	21	77	3.7	11	1	4	15	3.8	7	0
2017	Bills	1	1	19	75	3.9	25	0	6	44	7.3	16	0
2019	Chiefs	1	0	0	0	0.0	0	0	0	0	0.0	0	0
<b>NFL TOTALS</b>		<b>5</b>	<b>3</b>	<b>57</b>	<b>222</b>	<b>3.9</b>	<b>25</b>	<b>1</b>	<b>15</b>	<b>104</b>	<b>6.9</b>	<b>16</b>	<b>0</b>







## 2019 GAME-BY-GAME REGULAR SEASON STATISTICS (CHIEFS)

DATE	OPPONENT	P/S	RUSHING					RECEIVING					W/L	SCORE
			NO	YDS	AVG	LG	TD	NO	YDS	AVG	LG	TD		
09/08	at Jaguars	P	10	81	8.1	31	0	1	12	12.0	12	0	W	40-26
09/15	at Raiders	P	11	23	2.1	6	0	3	0	0.0	5	0	W	28-10
09/22	Ravens	S	8	54	6.8	25	1	3	26	8.7	14t	1	W	33-28
09/29	at Lions	S	11	56	5.1	39	1	2	33	16.5	23	0	W	34-30
10/06	Colts	P	0	0	0.0	0	0	2	23	11.5	21	0	L	13-19
10/13	Texans	S	8	44	5.5	17	0	2	0	0.0	4	0	L	24-31
10/17	at Broncos	S	12	64	5.3	22	0	2	12	6.0	6	0	W	30-6
10/27	Packers	S	9	40	4.4	9	0	4	23	5.8	10	0	L	24-31
11/03	Vikings	S	3	9	3.0	7	0	1	0	0.0	0	0	W	26-23
11/10	at Titans												L	32-35
11/18	at Chargers	P	7	29	4.1	8	1	4	28	7.0	16	0	W	24-17
12/01	Raiders	S	5	10	2.0	6	1	3	20	6.7	9	0	W	40-9
12/08	at Patriots	S	11	39	3.5	13	0	1	4	4.0	4	0	W	23-16
12/15	Broncos	S	6	16	2.7	10	0	0	0	0.0	0	0	W	23-3
12/22	at Bears												W	26-3
12/29	Chargers												W	31-21
2019 TOTALS			13-9	101	465	4.6	39	4	28	181	6.5	23	1	12-4

## 2019 GAME-BY-GAME POSTSEASON STATISTICS (CHIEFS)

DATE	OPPONENT	P/S	RUSHING					RECEIVING					W/L	SCORE
			NO	YDS	AVG	LG	TD	NO	YDS	AVG	LG	TD		
01/12	Texans	P	0	0	0.0	0	0	0	0	0.0	0	0	W	51-31
01/19	Titans												W	35-24
2019 TOTALS			1-0	0	0	0.0	0	0	0	0.0	0	0	2-0	

# #26

## DAMIEN WILLIAMS

6TH SEASON IN THE NFL | 2ND SEASON WITH THE CHIEFS

HEIGHT: 5'11" | WEIGHT: 224 | BIRTHDAY: 04/03/92 | ACQUIRED: UFA-18

OKLAHOMA

RUNNING BACK

## DAMIEN WILLIAMS' NFL REGULAR SEASON RUSHING/RECEIVING STATISTICS

DATE	TEAM	GP	GS	RUSHING					RECEIVING				
				NO.	YDS.	AVG.	LG	TD	NO.	YDS	AVG	LG	TD
2014	Dolphins	16	0	36	122	3.4	19	0	21	187	8.9	32	1
2015	Dolphins	16	0	16	59	3.7	19	0	21	142	6.8	23	1
2016	Dolphins	15	0	35	115	3.3	23	3	23	249	10.8	58	3
2017	Dolphins	11	4	46	181	3.9	69	0	20	155	7.8	24	1
2018	Chiefs	16	3	50	256	5.1	25	4	23	160	7.0	32	2
2019	Chiefs	11	6	111	498	4.5	91t	5	30	213	7.1	32	2
NFL TOTALS		85	13	294	1,231	4.2	91t	12	138	1,106	8.0	58	10

## DAMIEN WILLIAMS' NFL POSTSEASON RUSHING/RECEIVING STATISTICS

DATE	TEAM	GP	GS	RUSHING					RECEIVING				
				NO.	YDS.	AVG.	LG	TD	NO.	YDS	AVG	LG	TD
2016	Dolphins	1	0	3	14	4.7	15	0	1	4	4.0	4t	1
2018	Chiefs	2	2	35	159	4.5	24	2	10	91	9.1	33	2
2019	Chiefs	2	2	29	92	3.2	26	3	7	65	9.3	17t	1
NFL TOTALS		5	4	67	265	4.0	26	5	18	160	8.9	33	4







## DAMIEN WILLIAMS' NFL REGULAR SEASON RETURN STATISTICS



DATE	TEAM	KICKOFF RETURNS					PUNT RETURNS					
		RET.	YDS.	AVG.	LG	TD	NO.	FC	YDS	AVG	LG	TD
2014	Dolphins	5	102	20.4	26	0	0	0	0	0.0	0	0
2015	Dolphins	21	457	21.8	37	0	0	0	0	0.0	0	0
2016	Dolphins	2	32	16.0	17	0	0	0	0	0.0	0	0
2017	Dolphins	0	0	0.0	0	0	0	0	0	0.0	0	0
2018	Chiefs	0	0	0.0	0	0	0	0	0	0.0	0	0
2019	Chiefs	0	0	0.0	0	0	0	0	0	0.0	0	0
<b>NFL TOTALS</b>		<b>28</b>	<b>591</b>	<b>21.1</b>	<b>37</b>	<b>0</b>	<b>0</b>	<b>0</b>	<b>0</b>	<b>0.0</b>	<b>0</b>	<b>0</b>

## DAMIEN WILLIAMS' NFL POSTSEASON RETURN STATISTICS



DATE	TEAM	KICKOFF RETURNS					PUNT RETURNS					
		RET.	YDS.	AVG.	LG	TD	NO.	FC	YDS	AVG	LG	TD
2016	Dolphins	0	0	0.0	0	0	0	0	0	0.0	0	0
2018	Chiefs	0	0	0.0	0	0	0	0	0	0.0	0	0
2019	Chiefs	0	0	0.0	0	0	0	0	0	0.0	0	0
<b>NFL TOTALS</b>		<b>0</b>	<b>0</b>	<b>0.0</b>	<b>0</b>	<b>0</b>	<b>0</b>	<b>0</b>	<b>0</b>	<b>0.0</b>	<b>0</b>	<b>0</b>

## 2019 GAME-BY-GAME REGULAR SEASON STATISTICS (CHIEFS)

DATE	OPPONENT	P/S	RUSHING					RECEIVING					W/L	SCORE
			NO	YDS	AVG	LG	TD	NO	YDS	AVG	LG	TD		
09/08	at Jaguars	S	13	26	2.0	6	1	6	39	6.5	18	0	W	40-26
09/15	at Raiders	S	9	8	0.9	5	0	3	48	16.0	32	0	W	28-10
09/22	Ravens						INACTIVE						W	33-28
09/29	at Lions						INACTIVE						W	34-30
10/06	Colts	S	9	23	2.6	6	0	3	15	5.0	7	0	L	13-19
10/13	Texans	P	1	6	6.0	6	0	1	14	14.0	14t	1	L	24-31
10/17	at Broncos	P	9	7	0.8	4	0	2	-1	-0.5	1	0	W	30-6
10/27	Packers	P	7	30	4.3	9	1	0	0	0.0	0	0	L	24-31
11/03	Vikings	P	12	125	10.4	91t	1	2	3	1.5	5	0	W	26-23
11/10	at Titans	S	19	77	4.1	15	0	5	32	6.4	10	0	L	32-35
11/18	at Chargers	S	4	7	1.8	3	0	1	6	6.0	6	0	W	24-17
12/01	Raiders						INACTIVE						W	40-9
12/08	at Patriots						INACTIVE						W	23-16
12/15	Broncos						INACTIVE						W	23-3
12/22	at Bears	P	16	65	4.1	12	0	3	27	9.0	14t	1	W	26-3
12/29	Chargers	S	12	124	10.3	84t	2	4	30	7.5	13	0	W	31-21
<b>2019 TOTALS</b>		<b>11-6</b>	<b>111</b>	<b>498</b>	<b>4.5</b>	<b>91t</b>	<b>5</b>	<b>30</b>	<b>213</b>	<b>7.1</b>	<b>32</b>	<b>2</b>	<b>12-4</b>	

## 2019 GAME-BY-GAME POSTSEASON STATISTICS (CHIEFS)

DATE	OPPONENT	P/S	RUSHING					RECEIVING					W/L	SCORE
			NO	YDS	AVG	LG	TD	NO	YDS	AVG	LG	TD		
01/12	Texans	S	12	47	3.9	26	2	2	21	10.5	17t	1	W	51-31
01/19	Titans	S	17	45	2.6	8	1	5	44	8.8	17	0	W	35-24
<b>2019 TOTALS</b>		<b>2-2</b>	<b>29</b>	<b>92</b>	<b>3.2</b>	<b>26</b>	<b>3</b>	<b>7</b>	<b>65</b>	<b>9.3</b>	<b>17t</b>	<b>1</b>	<b>2-0</b>	

# #27

## RASHAD FENTON

ROOKIE

HEIGHT  
**5'11"**

WEIGHT  
**188**

BIRTHDAY  
**02/17/97**

ACQUIRED  
**D6a-19**

CORNERBACK





## RASHAD FENTON'S NFL REGULAR SEASON DEFENSIVE STATISTICS



		TACKLES										INTERCEPTIONS						O. FUMB			ST					MISC	
DATE	TEAM	GP	GS	TK	S	A	TFL	YDS	SK	YDS	QBH	NO	YDS	LG	TD	PD	FF	FR	YDS	TK	S	A	FF	FR	S	A	
2019	Chiefs	12	0	12	9	3	0	0	0.0	0.0	1	1	0	0	0	4	0	0	0	3	2	1	1	0	0	0	
NFL TOTALS		12	0	12	9	3	0	0	0.0	0.0	1	1	0	0	0	4	0	0	0	3	2	1	1	0	0	0	

## RASHAD FENTON'S NFL POSTSEASON DEFENSIVE STATISTICS



		TACKLES										INTERCEPTIONS					O. FUMB			ST					MISC		
DATE	TEAM	GP	GS	TK	S	A	TFL	YDS	SK	YDS	QBH	NO	YDS	LG	TD	PD	FF	FR	YDS	TK	S	A	FF	FR	S	A	
2019	Chiefs	2	0	6	5	1	1	14	1.0	14.0	1	0	0	0	0	1	0	0	0	3	3	0	0	0	0	0	0
NFL TOTALS		2	0	6	5	1	1	14	1.0	14.0	1	0	0	0	0	1	0	0	0	3	3	0	0	0	0	0	0

## 2019 GAME-BY-GAME REGULAR SEASON STATISTICS (CHIEFS)

DATE	OPPONENT	P/S	TACKLES					YDS	QBH	INTERCEPTIONS					O. FUMB			ST					MISC		W/L	SCORE
			TK	S	A	SK	YDS			NO	YDS	LG	TD	PD	FF	FR	YDS	TK	S	A	FF	FR	S	A		
09/08	at Jaguars	P	0	0	0	0.0	0.0	0	0	0	0	0	0	0	0	0	0	0	0	0	0	0	0	0	W	40-26
09/15	at Raiders		DID NOT PLAY																						W	28-10
09/22	Ravens	P	0	0	0	0.0	0.0	0	0	0	0	0	0	0	0	0	0	0	0	0	0	0	0	0	W	33-28
09/29	at Lions	P	0	0	0	0.0	0.0	0	0	0	0	0	0	0	0	0	0	0	0	0	0	0	0	0	W	34-30
10/06	Colts	P	0	0	0	0.0	0.0	0	0	0	0	0	0	0	0	0	0	1	0	1	0	0	0	0	L	13-19
10/13	Texans	P	0	0	0	0.0	0.0	0	0	0	0	0	0	0	0	0	0	1	1	0	0	0	0	0	L	24-31
10/17	at Broncos	P	4	3	1	0.0	0.0	0	0	0	0	0	0	0	1	0	0	0	0	0	0	0	0	0	W	30-6
10/27	Packers	P	1	0	1	0.0	0.0	0	0	0	0	0	0	0	0	0	0	0	0	0	0	0	0	0	L	24-31
11/03	Vikings	P	2	2	0	0.0	0.0	0	0	0	0	0	0	0	0	0	0	0	0	0	0	0	0	0	W	26-23
11/10	at Titans	P	2	1	1	0.0	0.0	0	0	1	0	0	0	0	1	0	0	0	0	0	0	0	0	0	L	32-35
11/18	at Chargers	P	3	3	0	0.0	0.0	0	0	0	1	0	0	0	1	0	0	0	0	0	0	0	0	0	W	24-17
12/01	Raiders	P	0	0	0	0.0	0.0	0	0	0	0	0	0	0	0	0	0	0	1	1	0	1	0	0	W	40-9
12/08	at Patriots		INACTIVE																						W	23-16
12/15	Broncos		INACTIVE																						W	23-3
12/22	at Bears		INACTIVE																						W	26-3
12/29	Chargers	P	0	0	0	0.0	0.0	0	0	0	0	0	0	0	1	0	0	0	0	0	0	0	0	0	W	31-21
2019 TOTALS		12-0	12	9	3	0.0	0.0	0	0	1	1	0	0	0	4	0	0	0	3	2	1	1	0	0	0	12-4

## 2019 GAME-BY-GAME POSTSEASON STATISTICS (CHIEFS)

			TACKLES							INTERCEPTIONS					O. FUMB			ST				MISC						
DATE	OPPONENT	P/S	TK	S	A	SK	YDS	TFL	YDS	QBH	NO	YDS	LG	TD	PD	FF	FR	YDS	TK	S	A	FF	FR	S	A	W/L	SCORE	
01/12	Texans	P	5	5	0	1.0	14.0	1	14	1	0	0	0	0	1	0	0	0	1	1	0	0	0	0	0	W	51-31	
01/19	Titans	P	1	0	1	0.0	0.0	0	0	0	0	0	0	0	0	0	0	0	2	2	0	0	0	0	0	W	35-24	
2019 TOTALS		2-0	6	5	1	1.0	14.0	1	14	1	0	0	0	0	1	0	0	0	3	3	0	0	0	0	0	2-0		

# #29

## KENDALL FULLER

4TH SEASON IN THE NFL | 2ND SEASON WITH THE CHIEFS

HEIGHT

5'11"

WEIGHT

198

BIRTHDAY

02/13/95

ACQUIRED

T (WAS)-18

CORNERBACK







## KENDALL FULLER'S NFL REGULAR SEASON DEFENSIVE STATISTICS



DATE	TEAM	GP	GS	TK	S	A	TACKLES				QBH	INTERCEPTIONS				O. FUMB			ST				MISC			
							TFL	YDS	SK	YDS		NO	YDS	LG	TD	PD	FF	FR	YDS	TK	S	A	FF	FR	S	A
2016	Redskins	13	6	40	32	8	0	0	0.0	0.0	1	0	0	0	0	2	0	0	0	2	0	2	0	0	0	0
2017	Redskins	16	6	54	42	12	2	5	0.0	0.0	0	4	4	3	0	10	1	0	0	1	1	0	0	0	0	0
2018	Chiefs	15	15	82	64	18	1	1	0.0	0.0	0	2	0	0	0	12	1	0	0	0	0	0	0	0	0	0
2019	Chiefs	11	4	49	34	15	3	10	1.0	7.0	1	0	0	0	0	2	0	0	0	0	0	0	0	0	0	0
<b>NFL TOTALS</b>		<b>55</b>	<b>31</b>	<b>225</b>	<b>172</b>	<b>53</b>	<b>6</b>	<b>16</b>	<b>1.0</b>	<b>7.0</b>	<b>2</b>	<b>6</b>	<b>4</b>	<b>3</b>	<b>0</b>	<b>26</b>	<b>2</b>	<b>0</b>	<b>0</b>	<b>3</b>	<b>1</b>	<b>2</b>	<b>0</b>	<b>0</b>	<b>0</b>	<b>0</b>

## KENDALL FULLER'S NFL POSTSEASON DEFENSIVE STATISTICS



DATE	TEAM	GP	GS	TK	S	A	TACKLES				QBH	INTERCEPTIONS				O. FUMB			ST				MISC			
							TFL	YDS	SK	YDS		NO	YDS	LG	TD	PD	FF	FR	YDS	TK	S	A	FF	FR	S	A
2018	Chiefs	2	2	13	9	4	0	0	0.0	0.0	0	0	0	0	0	1	0	0	0	0	0	0	0	0	0	0
2019	Chiefs	2	2	1	1	0	0	0	0.0	0.0	0	0	0	0	0	0	0	0	0	0	0	0	0	0	0	0
<b>NFL TOTALS</b>		<b>4</b>	<b>4</b>	<b>14</b>	<b>10</b>	<b>4</b>	<b>0</b>	<b>0</b>	<b>0.0</b>	<b>0.0</b>	<b>0</b>	<b>0</b>	<b>0</b>	<b>0</b>	<b>0</b>	<b>1</b>	<b>0</b>	<b>0</b>	<b>0</b>	<b>0</b>	<b>0</b>	<b>0</b>	<b>0</b>	<b>0</b>	<b>0</b>	<b>0</b>

## 2019 GAME-BY-GAME REGULAR SEASON STATISTICS (CHIEFS)

DATE	OPPONENT	P/S	TK	S	A	SK	YDS	TFL	YDS	QBH	INTERCEPTIONS				O. FUMB			ST				MISC				W/L	SCORE
											NO	YDS	LG	TD	PD	FF	FR	YDS	TK	S	A	FF	FR	S	A		
09/08	at Jaguars	S	7	4	3	0.0	0.0	1	2	0	0	0	0	0	0	0	0	0	0	0	0	0	0	0	0	W	40-26
09/15	at Raiders	P	6	5	1	1.0	7.0	1	7	1	0	0	0	0	1	0	0	0	0	0	0	0	0	0	0	W	28-10
09/22	Ravens	S	8	7	1	0.0	0.0	0	0	0	0	0	0	0	0	0	0	0	0	0	0	0	0	0	0	W	33-28
09/29	at Lions	S	8	6	2	0.0	0.0	1	1	0	0	0	0	0	1	0	0	0	0	0	0	0	0	0	0	W	34-30
10/06	Colts	S	1	0	1	0.0	0.0	0	0	0	0	0	0	0	0	0	0	0	0	0	0	0	0	0	0	L	13-19
10/13	Texans	P	1	1	0	0.0	0.0	0	0	0	0	0	0	0	0	0	0	0	0	0	0	0	0	0	0	L	24-31
10/17	at Broncos										INACTIVE															W	30-6
10/27	Packers										INACTIVE															L	24-31
11/03	Vikings										INACTIVE															W	26-23
11/10	at Titans										INACTIVE															L	32-35
11/18	at Chargers										INACTIVE															W	24-17
12/01	Raiders	P	3	0	3	0.0	0.0	0	0	0	0	0	0	0	0	0	0	0	0	0	0	0	0	0	0	W	40-9
12/08	at Patriots	P	2	2	0	0.0	0.0	0	0	0	0	0	0	0	0	0	0	0	0	0	0	0	0	0	0	W	23-16
12/15	Broncos	P	2	1	1	0.0	0.0	0	0	0	0	0	0	0	0	0	0	0	0	0	0	0	0	0	0	W	23-3
12/22	at Bears	P	5	3	2	0.0	0.0	0	0	0	0	0	0	0	0	0	0	0	0	0	0	0	0	0	0	W	26-3
12/29	Chargers	P	6	5	1	0.0	0.0	0	0	0	0	0	0	0	0	0	0	0	0	0	0	0	0	0	0	W	31-21
<b>2019 TOTALS</b>		<b>11-4</b>	<b>49</b>	<b>34</b>	<b>15</b>	<b>1.0</b>	<b>7.0</b>	<b>3</b>	<b>10</b>	<b>1</b>	<b>0</b>	<b>0</b>	<b>0</b>	<b>0</b>	<b>2</b>	<b>0</b>	<b>0</b>	<b>0</b>	<b>0</b>	<b>0</b>	<b>0</b>	<b>0</b>	<b>0</b>	<b>0</b>	<b>0</b>	<b>12-4</b>	

## 2019 GAME-BY-GAME POSTSEASON STATISTICS (CHIEFS)

DATE	OPPONENT	P/S	TK	S	A	SK	YDS	TFL	YDS	QBH	INTERCEPTIONS				O. FUMB			ST				MISC				W/L	SCORE
											NO	YDS	LG	TD	PD	FF	FR	YDS	TK	S	A	FF	FR	S	A		
01/12	Texans	S	1	1	0	0.0	0.0	0	0	0	0	0	0	0	0	0	0	0	0	0	0	0	0	0	0	W	51-31
01/19	Titans	S	0	0	0	0.0	0.0	0	0	0	0	0	0	0	0	0	0	0	0	0	0	0	0	0	0	W	35-24
<b>2019 TOTALS</b>		<b>2-2</b>	<b>1</b>	<b>1</b>	<b>0</b>	<b>0.0</b>	<b>0.0</b>	<b>0</b>	<b>0</b>	<b>0</b>	<b>0</b>	<b>0</b>	<b>0</b>	<b>0</b>	<b>0</b>	<b>0</b>	<b>0</b>	<b>0</b>	<b>0</b>	<b>0</b>	<b>0</b>	<b>0</b>	<b>0</b>	<b>0</b>	<b>0</b>	<b>2-0</b>	

#30

ALEX BROWN

ROOKIE

HEIGHT

5'11"

WEIGHT

170

BIRTHDAY

08/30/96

ACQUIRED

FA-19

SOUTH CAROLINA STATE

DEFENSIVE BACK







## ALEX BROWN'S NFL REGULAR SEASON DEFENSIVE STATISTICS



		TACKLES										INTERCEPTIONS						O. FUMB			ST					MISC	
DATE	TEAM	GP	GS	TK	S	A	TFL	YDS	SK	YDS	QBH	NO	YDS	LG	TD	PD	FF	FR	YDS	TK	S	A	FF	FR	S	A	
2019	Chiefs	3	0	0	0	0	0	0	0.0	0.0	1	0	0	0	0	0	0	0	0	2	2	0	0	0	0	0	
NFL TOTALS		3	0	0	0	0	0	0	0.0	0.0	1	0	0	0	0	0	0	0	0	2	2	0	0	0	0	0	

## ALEX BROWN'S NFL POSTSEASON DEFENSIVE STATISTICS



		TACKLES										INTERCEPTIONS					O. FUMB			ST					MISC		
DATE	TEAM	GP	GS	TK	S	A	TFL	YDS	SK	YDS	QBH	NO	YDS	LG	TD	PD	FF	FR	YDS	TK	S	A	FF	FR	S	A	
2019	Chiefs	2	0	0	0	0	0	0	0.0	0.0	0	0	0	0	0	0	0	0	0	0	0	0	0	0	0	0	
NFL TOTALS		2	0	0	0	0	0	0	0.0	0.0	0	0	0	0	0	0	0	0	0	0	0	0	0	0	0	0	

## 2019 GAME-BY-GAME REGULAR SEASON STATISTICS (CHIEFS)

			TACKLES							INTERCEPTIONS					O. FUMB			ST				MISC						
DATE	OPPONENT	P/S	TK	S	A	SK	YDS	TFL	YDS	QBH	NO	YDS	LG	TD	PD	FF	FR	YDS	TK	S	A	FF	FR	S	A	W/L	SCORE	
09/08	at Jaguars									PRACTICE SQUAD											W	40-26						
09/15	at Raiders									PRACTICE SQUAD											W	28-10						
09/22	Ravens									PRACTICE SQUAD											W	33-28						
09/29	at Lions									PRACTICE SQUAD											W	34-30						
10/06	Colts									PRACTICE SQUAD											L	13-19						
10/13	Texans									PRACTICE SQUAD											L	24-31						
10/17	at Broncos									PRACTICE SQUAD											W	30-6						
10/27	Packers									PRACTICE SQUAD											L	24-31						
11/03	Vikings									PRACTICE SQUAD											W	26-23						
11/10	at Titans									PRACTICE SQUAD											L	32-35						
11/18	at Chargers									PRACTICE SQUAD											W	24-17						
12/01	Raiders									PRACTICE SQUAD											W	40-9						
12/08	at Patriots	P	0	0	0	0.0	0.0	0	0	0	0	0	0	0	0	0	0	0	0	0	0	0	0	0	0	W	23-16	
12/15	Broncos	P	0	0	0	0.0	0.0	0	0	0	0	0	0	0	0	0	0	0	1	1	0	0	0	0	0	0	W	23-3
12/22	at Bears	P	0	0	0	0.0	0.0	0	0	1	0	0	0	0	0	0	0	0	1	1	0	0	0	0	0	0	W	26-3
12/29	Chargers									INACTIVE											W	31-21						
2019 TOTALS		3-0	0	0	0	0.0	0.0	0	0	1	0	0	0	0	0	0	0	0	2	2	0	0	0	0	0	0	12-4	

## 2019 GAME-BY-GAME POSTSEASON STATISTICS (CHIEFS)

			TACKLES							INTERCEPTIONS					O. FUMB			ST				MISC					
DATE	OPPONENT	P/S	TK	S	A	SK	YDS	TFL	YDS	QBH	NO	YDS	LG	TD	PD	FF	FR	YDS	TK	S	A	FF	FR	S	A	W/L	SCORE
01/12	Texans	P	0	0	0	0.0	0.0	0	0	0	0	0	0	0	0	0	0	0	0	0	0	0	0	0	0	W	51-31
01/19	Titans	P	0	0	0	0.0	0.0	0	0	0	0	0	0	0	0	0	0	0	0	0	0	0	0	0	0	W	35-24
2019 TOTALS		2-0	0	0	0	0.0	0.0	0	0	0	0	0	0	0	0	0	0	0	0	0	0	0	0	0	0	2-0	

#32



TYRANN  
MATHIEU

7TH SEASON IN THE NFL | 1ST SEASON WITH THE CHIEFS

HEIGHT  
5'9"

WEIGHT  
190

BIRTHDAY  
05/13/92

ACQUIRED  
UFA-19



SAFETY







## TYRANN MATHIEU'S NFL REGULAR SEASON DEFENSIVE STATISTICS



		TACKLES										INTERCEPTIONS					O. FUMB			ST				MISC		
DATE	TEAM	GP	GS	TK	S	A	TFL	YDS	SK	YDS	QBH	NO	YDS	LG	TD	PD	FF	FR	YDS	TK	S	A	FF	FR	S	A
2013	Cardinals	13	11	67	64	3	6	19	1.0	10.0	3	2	7	7	0	9	1	0	0	1	1	0	0	0	0	0
2014	Cardinals	13	6	38	35	3	2	5	0.0	0.0	4	1	9	9	0	4	0	1	9	0	0	0	0	0	0	0
2015	Cardinals	14	14	89	80	9	11	26	1.0	9.0	3	5	92	33t	1	17	1	0	0	0	0	0	0	0	0	0
2016	Cardinals	10	10	35	33	2	3	17	1.0	11.0	1	1	9	5	0	4	1	0	0	0	0	0	0	0	0	0
2017	Cardinals	16	16	74	66	8	6	14	1.0	3.0	4	2	16	15	0	7	1	0	0	4	4	0	0	0	0	0
2018	Texans	16	16	89	70	19	5	25	3.0	20.0	4	2	6	6	0	8	0	1	10	0	0	0	0	0	0	0
2019	Chiefs	16	16	75	63	12	3	24	2.0	14.0	2	4	70	35	0	12	0	0	0	0	0	0	0	0	0	0
NFL TOTALS		98	89	467	411	56	36	130	9.0	67.0	21	17	209	35	1	61	4	2	19	5	5	0	0	0	0	0

## TYRANN MATHIEU'S NFL POSTSEASON DEFENSIVE STATISTICS



		TACKLES										INTERCEPTIONS					O. FUMB			ST				MISC		
DATE	TEAM	GP	GS	TK	S	A	TFL	YDS	SK	YDS	QBH	NO	YDS	LG	TD	PD	FF	FR	YDS	TK	S	A	FF	FR	S	A
2014	Cardinals	1	0	1	1	0	0	0	0.0	0.0	0	0	0	0	0	0	0	0	0	0	0	0	0	0	0	0
2018	Texans	1	1	8	8	0	0	0	0.0	0.0	0	0	0	0	0	0	0	0	0	0	0	0	0	0	0	0
2019	Chiefs	2	2	12	9	3	1	2	0.0	0.0	0	0	0	0	0	3	0	0	0	0	0	0	0	0	0	0
NFL TOTALS		4	3	21	18	3	1	2	0.0	0.0	0	0	0	0	0	3	0	0	0	0	0	0	0	0	0	0

## 2019 GAME-BY-GAME REGULAR SEASON STATISTICS (CHIEFS)

			TACKLES								INTERCEPTIONS					O. FUMB			ST				MISC				
DATE	OPPONENT	P/S	TK	S	A	SK	YDS	TFL	YDS	QBH	NO	YDS	LG	TD	PD	FF	FR	YDS	TK	S	A	FF	FR	S	A	W/L	SCORE
09/08	at Jaguars	S	3	2	1	0.0	0.0	0	0	0	0	0	0	0	0	0	0	0	0	0	0	0	0	0	0	W	40-26
09/15	at Raiders	S	2	1	1	0.0	0.0	0	0	0	0	0	0	0	0	0	0	0	0	0	0	0	0	0	0	W	28-10
09/22	Ravens	S	4	2	2	0.0	0.0	0	0	0	0	0	0	0	3	0	0	0	0	0	0	0	0	0	0	W	33-28
09/29	at Lions	S	6	5	1	1.0	14.0	1	14	1	0	0	0	0	0	0	0	0	0	0	0	0	0	0	0	W	34-30
10/06	Colts	S	4	4	0	0.0	0.0	1	8	0	1	30	30	0	1	0	0	0	0	0	0	0	0	0	0	L	13-19
10/13	Texans	S	10	10	0	0.0	0.0	0	0	0	0	0	0	0	1	0	0	0	0	0	0	0	0	0	0	L	24-31
10/17	at Broncos	S	5	5	0	0.0	0.0	0	0	0	0	0	0	0	0	0	0	0	0	0	0	0	0	0	0	W	30-6
10/27	Packers	S	3	3	0	0.0	0.0	0	0	0	0	0	0	0	0	0	0	0	0	0	0	0	0	0	0	L	24-31
11/03	Vikings	S	3	0	3	0.0	0.0	0	0	0	0	0	0	0	0	0	0	0	0	0	0	0	0	0	0	W	26-23
11/10	at Titans	S	2	2	0	0.0	0.0	0	0	0	0	0	0	0	0	0	0	0	0	0	0	0	0	0	0	L	32-35
11/18	at Chargers	S	8	4	4	0.0	0.0	0	0	0	1	35	35	0	1	0	0	0	0	0	0	0	0	0	0	W	24-17
12/01	Raiders	S	1	1	0	0.0	0.0	0	0	0	1	5	5	0	1	0	0	0	0	0	0	0	0	0	0	W	40-9
12/08	at Patriots	S	6	6	0	0.0	0.0	1	2	0	0	0	0	0	0	0	0	0	0	0	0	0	0	0	0	W	23-16
12/15	Broncos	S	5	5	0	1.0	0.0	0	0	1	0	0	0	0	2	0	0	0	0	0	0	0	0	0	0	W	23-3
12/22	at Bears	S	6	6	0	0.0	0.0	0	0	0	0	0	0	0	1	0	0	0	0	0	0	0	0	0	0	W	26-3
12/29	Chargers	S	7	7	0	0.0	0.0	0	0	0	1	0	0	0	2	0	0	0	0	0	0	0	0	0	0	W	31-21
2019 TOTALS		16-16	75	63	12	2.0	14.0	3	24	2	4	70	35	0	12	0	0	0	0	0	0	0	0	0	0	12-4	

## 2019 GAME-BY-GAME POSTSEASON STATISTICS (CHIEFS)

			TACKLES								INTERCEPTIONS					O. FUMB			ST				MISC					
DATE	OPPONENT	P/S	TK	S	A	SK	YDS	TFL	YDS	QBH	NO	YDS	LG	TD	PD	FF	FR	YDS	TK	S	A	FF	FR	S	A	W/L	SCORE	
01/12	Texans	S	3	3	0	0.0	0.0	0	0	0	0	0	0	0	2	0	0	0	0	0	0	0	0	0	0	W	51-31	
01/19	Titans	S	9	6	3	0.0	0.0	1	2	0	0	0	0	0	1	0	0	0	0	0	0	0	0	0	0	W	35-24	
2019 TOTALS		2-2	12	9	3	0.0	0.0	1	2	0	0	0	0	0	3	0	0	0	0	0	0	0	0	0	0	2-0		







# #34



# DARWIN THOMPSON

ROOKIE

UTAH STATE



RUNNING BACK

HEIGHT

5'8"

WEIGHT

200

BIRTHDAY

02/12/97

ACQUIRED

06b-19

## DARWIN THOMPSON'S NFL REGULAR SEASON RUSHING/RECEIVING STATISTICS



2019 Kansas City Chiefs Season Statistics													
DATE	TEAM	RUSHING							RECEIVING				
		GP	GS	NO.	YDS.	AVG.	LG	TD	NO.	YDS	AVG	LG	TD
2019	Chiefs	12	0	37	128	3.5	12	1	9	43	4.8	19	0
NFL TOTALS		12	0	37	128	3.5	12	1	9	43	4.8	19	0

## DARWIN THOMPSON'S NFL POSTSEASON RUSHING/RECEIVING STATISTICS



2019 Kansas City Chiefs Rushing and Receiving Statistics													
DATE	TEAM	RUSHING							RECEIVING				
		GP	GS	NO.	YDS.	AVG.	LG	TD	NO.	YDS	AVG	LG	TD
2019	Chiefs	2	0	1	7	7.0	7	0	0	0	0.0	0	0
NFL TOTALS		2	0	1	7	7.0	7	0	0	0	0.0	0	0

## DARWIN THOMPSON'S NFL REGULAR SEASON RETURN STATISTICS



KICKOFF RETURNS							PUNT RETURNS					
DATE	TEAM	RET.	YDS.	AVG.	LG	TD	NO.	FC	YDS	AVG	LG	TD
2019	Chiefs	1	27	27.0	27	0	0	0	0	0.0	0	0
NFL TOTALS		1	27	27.0	27	0	0	0	0	0.0	0	0

## DARWIN THOMPSON'S NFL POSTSEASON RETURN STATISTICS



KICKOFF RETURNS							PUNT RETURNS					
DATE	TEAM	RET.	YDS.	AVG.	LG	TD	NO.	FC	YDS	AVG	LG	TD
2019	Chiefs	0	0	0.0	0	0	0	0	0	0.0	0	0
NFL TOTALS		0	0	0.0	0	0	0	0	0	0.0	0	0







## 2019 GAME-BY-GAME REGULAR SEASON STATISTICS (CHIEFS)

DATE	OPPONENT	P/S	RUSHING					RECEIVING					W/L	SCORE
			NO	YDS	AVG	LG	TD	NO	YDS	AVG	LG	TD		
09/08	at Jaguars	P	0	0	0.0	0	0	1	3	3.0	3	0	W	40-26
09/15	at Raiders	P	1	1	1.0	1	0	0	0	0.0	0	0	W	28-10
09/22	Ravens	P	3	8	2.7	8	0	0	0	0.0	0	0	W	33-28
09/29	at Lions	P	0	0	0.0	0	0	0	0	0.0	0	0	W	34-30
10/06	Colts												L	13-19
10/13	Texans	P	0	0	0.0	0	0	0	0	0.0	0	0	L	24-31
10/17	at Broncos												W	30-6
10/27	Packers	P	0	0	0.0	0	0	1	-1	-1.0	-1	0	L	24-31
11/03	Vikings												W	26-23
11/10	at Titans	P	1	-1	-1.0	-1	0	1	8	8.0	8	0	L	32-35
11/18	at Chargers												W	24-17
12/01	Raiders	P	11	44	4.0	9	1	0	0	0.0	0	0	W	40-9
12/08	at Patriots	P	4	7	1.8	4	0	4	36	9.0	19	0	W	23-16
12/15	Broncos	P	8	38	4.8	12	0	1	1	1.0	1	0	W	23-3
12/22	at Bears	P	5	14	2.8	8	0	0	0	0.0	0	0	W	26-3
12/29	Chargers	P	4	17	4.3	6	0	1	-4	-4.0	-4	0	W	31-21
<b>2019 TOTALS</b>			<b>12-0</b>	<b>37</b>	<b>128</b>	<b>3.5</b>	<b>12</b>	<b>1</b>	<b>9</b>	<b>43</b>	<b>4.8</b>	<b>19</b>	<b>0</b>	<b>12-4</b>

## 2019 GAME-BY-GAME POSTSEASON STATISTICS (CHIEFS)

DATE	OPPONENT	P/S	RUSHING					RECEIVING					W/L	SCORE
			NO	YDS	AVG	LG	TD	NO	YDS	AVG	LG	TD		
01/12	Texans	P	0	0	0.0	0	0	0	0	0.0	0	0	W	51-31
01/19	Titans	P	1	7	7.0	7	0	0	0	0.0	0	0	W	35-24
<b>2019 TOTALS</b>			<b>2-0</b>	<b>1</b>	<b>7</b>	<b>7.0</b>	<b>7</b>	<b>0</b>	<b>0</b>	<b>0.0</b>	<b>0</b>	<b>0</b>	<b>2-0</b>	

#35

CHARVARIUS WARD

2ND SEASON IN THE NFL | 2ND SEASON WITH THE CHIEFS

HEIGHT: 6'1" | WEIGHT: 198 | BIRTHDAY: 05/16/96 | ACQUIRED: T (DAL)-18

MIDDLE TENNESSEE STATE

CORNERBACK

## CHARVARIUS WARD'S NFL REGULAR SEASON DEFENSIVE STATISTICS

		TACKLES										INTERCEPTIONS					O. FUMB			ST					MISC	
DATE	TEAM	GP	GS	TK	S	A	TFL	YDS	SK	YDS	QBH	NO	YDS	LG	TD	PD	FF	FR	YDS	TK	S	A	FF	FR	S	A
2018	Chiefs	13	2	18	17	1	0	0	0.0	0.0	0	0	0	0	0	3	0	0	0	12	9	3	0	0	0	0
2019	Chiefs	16	16	74	56	18	0	0	0.0	0.0	0	2	10	10	0	10	1	0	0	0	0	0	0	0	0	0
NFL TOTALS		29	18	92	73	19	0	0	0.0	0.0	0	2	10	10	0	13	1	0	0	12	9	3	0	0	0	0

## CHARVARIUS WARD'S NFL POSTSEASON DEFENSIVE STATISTICS

		TACKLES										INTERCEPTIONS					O. FUMB			ST					MISC	
DATE	TEAM	GP	GS	TK	S	A	TFL	YDS	SK	YDS	QBH	NO	YDS	LG	TD	PD	FF	FR	YDS	TK	S	A	FF	FR	S	A
2018	Chiefs	2	1	11	6	5	0	0	0.0	0.0	0	0	0	0	0	4	0	0	0	0	0	0	0	0	0	0
2019	Chiefs	2	2	5	4	1	0	0	0.0	0.0	0	0	0	0	0	1	0	0	0	0	0	0	0	0	0	0
NFL TOTALS		4	3	16	10	6	0	0	0.0	0.0	0	0	0	0	0	5	0	0	0	0	0	0	0	0	0	0







## 2019 GAME-BY-GAME REGULAR SEASON STATISTICS (CHIEFS)

			TACKLES								INTERCEPTIONS					O. FUMB			ST					MISC			
DATE	OPPONENT	P/S	TK	S	A	SK	YDS	TFL	YDS	QBH	NO	YDS	LG	TD	PD	FF	FR	YDS	TK	S	A	FF	FR	S	A	W/L	SCORE
09/08	at Jaguars	S	7	5	2	0.0	0.0	0	0	0	0	0	0	0	0	0	0	0	0	0	0	0	0	0	0	W	40-26
09/15	at Raiders	S	4	3	1	0.0	0.0	0	0	0	1	10	10	0	2	1	0	0	0	0	0	0	0	0	0	W	28-10
09/22	Ravens	S	5	4	1	0.0	0.0	0	0	0	0	0	0	0	0	0	0	0	0	0	0	0	0	0	0	W	33-28
09/29	at Lions	S	6	6	0	0.0	0.0	0	0	0	0	0	0	0	0	0	0	0	0	0	0	0	0	0	0	W	34-30
10/06	Colts	S	6	4	2	0.0	0.0	0	0	0	0	0	0	0	1	0	0	0	0	0	0	0	0	0	0	L	13-19
10/13	Texans	S	8	7	1	0.0	0.0	0	0	0	1	0	0	0	1	0	0	0	0	0	0	0	0	0	0	L	24-31
10/17	at Broncos	S	3	2	1	0.0	0.0	0	0	0	0	0	0	0	0	0	0	0	0	0	0	0	0	0	0	W	30-6
10/27	Packers	S	4	3	1	0.0	0.0	0	0	0	0	0	0	0	1	0	0	0	0	0	0	0	0	0	0	L	24-31
11/03	Vikings	S	6	4	2	0.0	0.0	0	0	0	0	0	0	0	1	0	0	0	0	0	0	0	0	0	0	W	26-23
11/10	at Titans	S	4	3	1	0.0	0.0	0	0	0	0	0	0	0	0	0	0	0	0	0	0	0	0	0	0	L	32-35
11/18	at Chargers	S	2	1	1	0.0	0.0	0	0	0	0	0	0	0	3	0	0	0	0	0	0	0	0	0	0	W	24-17
12/01	Raiders	S	2	2	0	0.0	0.0	0	0	0	0	0	0	0	0	0	0	0	0	0	0	0	0	0	0	W	40-9
12/08	at Patriots	S	1	1	0	0.0	0.0	0	0	0	0	0	0	0	0	0	0	0	0	0	0	0	0	0	0	W	23-16
12/15	Broncos	S	6	4	2	0.0	0.0	0	0	0	0	0	0	0	0	0	0	0	0	0	0	0	0	0	0	W	23-3
12/22	at Bears	S	3	3	0	0.0	0.0	0	0	0	0	0	0	0	1	0	0	0	0	0	0	0	0	0	0	W	26-3
12/29	Chargers	S	7	4	3	0.0	0.0	0	0	0	0	0	0	0	0	0	0	0	0	0	0	0	0	0	0	W	31-21
2019 TOTALS		16-16	74	56	18	0.0	0.0	0	0	0	2	10	10	0	10	1	0	0	0	0	0	0	0	0	0	12-4	

## 2019 GAME-BY-GAME POSTSEASON STATISTICS (CHIEFS)

			TACKLES							INTERCEPTIONS					O. FUMB			ST					MISC				
DATE	OPPONENT	P/S	TK	S	A	SK	YDS	TFL	YDS	QBH	NO	YDS	LG	TD	PD	FF	FR	YDS	TK	S	A	FF	FR	S	A	W/L	SCORE
01/12	Texans	S	4	3	1	0.0	0.0	0	0	0	0	0	0	0	1	0	0	0	0	0	0	0	0	0	0	W	51-31
01/19	Titans	S	1	1	0	0.0	0.0	0	0	0	0	0	0	0	0	0	0	0	0	0	0	0	0	0	0	W	35-24
2019 TOTALS		2-2	5	4	1	0.0	0.0	0	0	0	0	0	0	0	1	0	0	0	0	0	0	0	0	0	0	2-0	

#41

JAMES WINCHESTER

5TH SEASON IN THE NFL | 5TH SEASON WITH THE CHIEFS

HEIGHT

6'3"

WEIGHT

240

BIRTHDAY

08/06/89

ACQUIRED

FA-15

OKLAHOMA

LONG SNAPPER

## JAMES WINCHESTER'S NFL REGULAR SEASON STATISTICS



DATE	TEAM	GP
2015	Chiefs	16
2016	Chiefs	16
2017	Chiefs	16
2018	Chiefs	16
2019	Chiefs	16
<b>NFL TOTALS</b>		<b>80</b>







## JAMES WINCHESTER'S NFL POSTSEASON STATISTICS



DATE	TEAM	GP
2015	Chiefs	2
2016	Chiefs	1
2017	Chiefs	1
2018	Chiefs	2
2019	Chiefs	2
<b>NFL TOTALS</b>		<b>8</b>

## 2019 GAME-BY-GAME REGULAR SEASON STATISTICS (CHIEFS)

DATE	OPPONENT		W/L	SCORE
09/08	at Jaguars	P	W	40-26
09/15	at Raiders	P	W	28-10
09/22	Ravens	P	W	33-28
09/29	at Lions	P	W	34-30
10/06	Colts	P	L	13-19
10/13	Texans	P	L	24-31
10/17	at Broncos	P	W	30-6
10/27	Packers	P	L	24-31
11/03	Vikings	P	W	26-23
11/10	at Titans	P	L	32-35
11/18	at Chargers	P	W	24-17
12/01	Raiders	P	W	40-9
12/08	at Patriots	P	W	23-16
12/15	Broncos	P	W	23-3
12/22	at Bears	P	W	26-3
12/29	Chargers	P	W	31-21
<b>2019 TOTALS</b>		<b>16</b>	<b>12-4</b>	

## 2019 GAME-BY-GAME POSTSEASON STATISTICS (CHIEFS)

DATE	OPPONENT		W/L	SCORE
01/12	Texans	P	W	51-31
01/19	Titans	P	W	35-24
<b>2019 TOTALS</b>		<b>2</b>	<b>2-0</b>	

#42

ANTHONY

SHERMAN

9TH SEASON IN THE NFL | 7TH SEASON WITH THE CHIEFS

HEIGHT

5'10"

WEIGHT

242

BIRTHDAY

12/11/88

ACQUIRED

T (ARI)-13

CONNECTICUT

FULLBACK







## ANTHONY SHERMAN'S NFL REGULAR SEASON RUSHING/RECEIVING STATISTICS



DATE	TEAM	GP	GS	RUSHING					RECEIVING				
				NO.	YDS.	AVG.	LG	TD	NO.	YDS	AVG	LG	TD
2011	Cardinals	15	7	1	3	3.0	3	0	8	72	9.0	19	0
2012	Cardinals	13	4	0	0	0.0	0	0	5	39	7.8	19	0
2013	Chiefs	16	8	2	3	1.5	2	0	18	155	8.6	26	1
2014	Chiefs	16	6	2	8	4.0	4	0	10	71	7.1	24	1
2015	Chiefs	16	2	1	0	0.0	0	0	4	34	8.5	18	0
2016	Chiefs	16	3	0	0	0.0	0	0	4	11	2.8	6	0
2017	Chiefs	16	3	14	40	2.9	9	1	6	47	7.8	11	0
2018	Chiefs	16	1	1	2	2.0	2	0	8	96	12.0	36t	1
2019	Chiefs	16	0	4	9	2.3	5	0	2	22	11.0	15	0
NFL TOTALS		140	34	25	65	2.6	9	1	65	547	8.4	36t	3

## ANTHONY SHERMAN'S NFL POSTSEASON RUSHING/RECEIVING STATISTICS



DATE	TEAM	GP	GS	RUSHING					RECEIVING				
				NO.	YDS.	AVG.	LG	TD	NO.	YDS	AVG	LG	TD
2013	Chiefs	1	1	0	0	0.0	0	0	2	1	0.5	5t	1
2015	Chiefs	2	0	0	0	0.0	0	0	2	4	2.0	3	0
2016	Chiefs	1	0	0	0	0.0	0	0	1	3	3.0	3	0
2017	Chiefs	1	0	0	0	0.0	0	0	0	0	0.0	0	0
2018	Chiefs	2	0	0	0	0.0	0	0	0	0	0.0	0	0
2019	Chiefs	2	0	0	0	0.0	0	0	0	0	0.0	0	0
NFL TOTALS		9	1	0	0	0.0	0	0	5	8	1.6	5t	1

## ANTHONY SHERMAN'S NFL REGULAR SEASON RETURN STATISTICS



KICKOFF RETURNS							PUNT RETURNS					
DATE	TEAM	RET.	YDS.	AVG.	LG	TD	NO.	FC	YDS	AVG	LG	TD
2011	Cardinals	0	0	0.0	0	0	0	0	0	0.0	0	0
2012	Cardinals	0	0	0.0	0	0	0	0	0	0.0	0	0
2013	Chiefs	0	0	0.0	0	0	0	0	0	0.0	0	0
2014	Chiefs	1	13	13.0	13	0	0	0	0	0.0	0	0
2015	Chiefs	2	20	10.0	11	0	0	0	0	0.0	0	0
2016	Chiefs	0	0	0.0	0	0	0	0	0	0.0	0	0
2017	Chiefs	1	7	7.0	7	0	0	0	0	0.0	0	0
2018	Chiefs	1	5	5.0	5	0	0	0	0	0.0	0	0
2019	Chiefs	0	0	0.0	0	0	0	0	0	0.0	0	0
NFL TOTALS		5	45	9.0	13	0	0	0	0	0.0	0	0

## ANTHONY SHERMAN'S NFL POSTSEASON RETURN STATISTICS



KICKOFF RETURNS							PUNT RETURNS					
DATE	TEAM	RET.	YDS.	AVG.	LG	TD	NO.	FC	YDS	AVG	LG	TD
2013	Chiefs	0	0	0.0	0	0	0	0	0	0.0	0	0
2015	Chiefs	0	0	0.0	0	0	0	0	0	0.0	0	0
2016	Chiefs	0	0	0.0	0	0	0	0	0	0.0	0	0
2017	Chiefs	0	0	0.0	0	0	0	0	0	0.0	0	0
2018	Chiefs	0	0	0.0	0	0	0	0	0	0.0	0	0
2019	Chiefs	0	0	0.0	0	0	0	0	0	0.0	0	0
NFL TOTALS		0	0	0.0	0	0	0	0	0	0.0	0	0







## 2019 GAME-BY-GAME REGULAR SEASON STATISTICS (CHIEFS)

DATE	OPPONENT	P/S	RUSHING					RECEIVING					W/L	SCORE
			NO	YDS	AVG	LG	TD	NO	YDS	AVG	LG	TD		
09/08	at Jaguars	P	0	0	0.0	0	0	1	15	15.0	15	0	W	40-26
09/15	at Raiders	P	0	0	0.0	0	0	0	0	0.0	0	0	W	28-10
09/22	Ravens	P	0	0	0.0	0	0	0	0	0.0	0	0	W	33-28
09/29	at Lions	P	0	0	0.0	0	0	0	0	0.0	0	0	W	34-30
10/06	Colts	P	1	2	2.0	2	0	0	0	0.0	0	0	L	13-19
10/13	Texans	P	0	0	0.0	0	0	0	0	0.0	0	0	L	24-31
10/17	at Broncos	P	2	7	3.5	5	0	0	0	0.0	0	0	W	30-6
10/27	Packers	P	0	0	0.0	0	0	0	0	0.0	0	0	L	24-31
11/03	Vikings	P	0	0	0.0	0	0	0	0	0.0	0	0	W	26-23
11/10	at Titans	P	0	0	0.0	0	0	0	0	0.0	0	0	L	32-35
11/18	at Chargers	P	0	0	0.0	0	0	0	0	0.0	0	0	W	24-17
12/01	Raiders	P	1	0	0.0	0	0	1	7	7.0	7	0	W	40-9
12/08	at Patriots	P	0	0	0.0	0	0	0	0	0.0	0	0	W	23-16
12/15	Broncos	P	0	0	0.0	0	0	0	0	0.0	0	0	W	23-3
12/22	at Bears	P	0	0	0.0	0	0	0	0	0.0	0	0	W	26-3
12/29	Chargers	P	0	0	0.0	0	0	0	0	0.0	0	0	W	31-21
<b>2019 TOTALS</b>			<b>16-0</b>	<b>4</b>	<b>9</b>	<b>2.3</b>	<b>5</b>	<b>0</b>	<b>2</b>	<b>22</b>	<b>11.0</b>	<b>15</b>	<b>0</b>	<b>12-4</b>

## 2019 GAME-BY-GAME POSTSEASON STATISTICS (CHIEFS)

DATE	OPPONENT	P/S	RUSHING					RECEIVING					W/L	SCORE
			NO	YDS	AVG	LG	TD	NO	YDS	AVG	LG	TD		
01/12	Texans	P	0	0	0.0	0	0	0	0	0.0	0	0	W	51-31
01/19	Titans	P	0	0	0.0	0	0	0	0	0.0	0	0	W	35-24
<b>2019 TOTALS</b>			<b>2-0</b>	<b>0</b>	<b>0</b>	<b>0.0</b>	<b>0</b>	<b>0</b>	<b>0</b>	<b>0.0</b>	<b>0</b>	<b>0</b>	<b>2-0</b>	

#44

DORIAN O'DANIEL

2ND SEASON IN THE NFL | 2ND SEASON WITH THE CHIEFS

HEIGHT: 6'1" | WEIGHT: 220 | BIRTHDAY: 09/04/94 | ACQUIRED: D3b-18

CLEMSON

LINEBACKER

## DORIAN O'DANIEL'S NFL REGULAR SEASON DEFENSIVE STATISTICS



		TACKLES										INTERCEPTIONS					O. FUMB			ST				MISC		
DATE	TEAM	GP	GS	TK	S	A	TFL	YDS	SK	YDS	QBH	NO	YDS	LG	TD	PD	FF	FR	YDS	TK	S	A	FF	FR	S	A
2018	Chiefs	16	1	29	18	11	2	6	0.0	0.0	1	0	0	0	0	1	0	1	0	5	3	2	0	0	0	0
2019	Chiefs	14	0	0	0	0	0	0	0.0	0.0	0	0	0	0	0	0	0	0	0	8	5	3	0	1	0	0
NFL TOTALS		30	1	29	18	11	2	6	0.0	0.0	1	0	0	0	0	1	0	1	0	13	8	5	0	1	0	0

## DORIAN O'DANIEL'S NFL POSTSEASON DEFENSIVE STATISTICS



		TACKLES										INTERCEPTIONS					O. FUMB			ST				MISC		
DATE	TEAM	GP	GS	TK	S	A	TFL	YDS	SK	YDS	QBH	NO	YDS	LG	TD	PD	FF	FR	YDS	TK	S	A	FF	FR	S	A
2018	Chiefs	0	0	0	0	0	0	0	0.0	0.0	0	0	0	0	0	0	0	0	0	0	0	0	0	0	0	0
2019	Chiefs	2	0	2	1	1	1	1	1.0	1.0	1	0	0	0	0	0	0	0	0	1	1	0	0	0	0	0
NFL TOTALS		2	0	2	1	1	1	1	1.0	1.0	1	0	0	0	0	0	0	0	0	1	1	0	0	0	0	0







## 2019 GAME-BY-GAME REGULAR SEASON STATISTICS (CHIEFS)

			TACKLES							INTERCEPTIONS					O. FUMB			ST				MISC					
DATE	OPPONENT	P/S	TK	S	A	SK	YDS	TFL	YDS	QBH	NO	YDS	LG	TD	PD	FF	FR	YDS	TK	S	A	FF	FR	S	A	W/L	SCORE
09/08	at Jaguars	P	0	0	0	0.0	0.0	0	0	0	0	0	0	0	0	0	0	0	1	1	0	0	0	0	0	W	40-26
09/15	at Raiders	P	0	0	0	0.0	0.0	0	0	0	0	0	0	0	0	0	0	0	1	1	0	0	0	0	0	W	28-10
09/22	Ravens	P	0	0	0	0.0	0.0	0	0	0	0	0	0	0	0	0	0	0	0	0	0	0	0	0	0	W	33-28
09/29	at Lions	P	0	0	0	0.0	0.0	0	0	0	0	0	0	0	0	0	0	0	0	0	0	0	0	0	0	W	34-30
10/06	Colts		INACTIVE																								
10/13	Texans		INACTIVE																								
10/17	at Broncos	P	0	0	0	0.0	0.0	0	0	0	0	0	0	0	0	0	0	0	0	0	0	0	0	0	0	W	30-6
10/27	Packers	P	0	0	0	0.0	0.0	0	0	0	0	0	0	0	0	0	0	0	1	1	0	0	0	0	0	L	24-31
11/03	Vikings	P	0	0	0	0.0	0.0	0	0	0	0	0	0	0	0	0	0	0	2	0	2	0	0	0	0	W	26-23
11/10	at Titans	P	0	0	0	0.0	0.0	0	0	0	0	0	0	0	0	0	0	0	0	0	0	0	0	0	0	L	32-35
11/18	at Chargers	P	0	0	0	0.0	0.0	0	0	0	0	0	0	0	0	0	0	0	0	0	0	0	0	0	0	W	24-17
12/01	Raiders	P	0	0	0	0.0	0.0	0	0	0	0	0	0	0	0	0	0	0	1	1	0	0	1	0	0	W	40-9
12/08	at Patriots	P	0	0	0	0.0	0.0	0	0	0	0	0	0	0	0	0	0	0	2	1	1	0	0	0	0	W	23-16
12/15	Broncos	P	0	0	0	0.0	0.0	0	0	0	0	0	0	0	0	0	0	0	0	0	0	0	0	0	0	W	23-3
12/22	at Bears	P	0	0	0	0.0	0.0	0	0	0	0	0	0	0	0	0	0	0	0	0	0	0	0	0	0	W	26-3
12/29	Chargers	P	0	0	0	0.0	0.0	0	0	0	0	0	0	0	0	0	0	0	0	0	0	0	0	0	0	W	31-21
2019 TOTALS		14-0	0	0	0	0.0	0.0	0	0	0	0	0	0	0	0	0	0	0	8	5	3	0	1	0	0	12-4	

## 2019 GAME-BY-GAME POSTSEASON STATISTICS (CHIEFS)

			TACKLES							INTERCEPTIONS					O. FUMB			ST				MISC						
DATE	OPPONENT	P/S	TK	S	A	SK	YDS	TFL	YDS	QBH	NO	YDS	LG	TD	PD	FF	FR	YDS	TK	S	A	FF	FR	S	A	W/L	SCORE	
01/12	Texans	P	2	1	1	1.0	1.0	1	1	1	0	0	0	0	0	0	0	0	1	1	0	0	0	0	0	W	51-31	
01/19	Titans	P	0	0	0	0.0	0.0	0	0	0	0	0	0	0	0	0	0	0	0	0	0	0	0	0	0	W	35-24	
2019 TOTALS		2-0	2	1	1	1.0	1.0	1	1	1	0	0	0	0	0	0	0	0	1	1	0	0	0	0	0	0	2-0	

# DANIEL SORENSEN

6TH SEASON IN THE NFL | 6TH SEASON WITH THE CHIEFS

HEIGHT: **6'2"**

WEIGHT: **208**

BIRTHDAY: **03/05/90**

ACQUIRED: **CFA-14**

BYU

SAFETY

## DANIEL SORENSEN'S NFL REGULAR SEASON DEFENSIVE STATISTICS



		TACKLES										INTERCEPTIONS					O. FUMB			ST				MISC		
DATE	TEAM	GP	GS	TK	S	A	TFL	YDS	SK	YDS	QBH	NO	YDS	LG	TD	PD	FF	FR	YDS	TK	S	A	FF	FR	S	A
2014	Chiefs	9	0	0	0	0	0	0	0.0	0.0	0	0	0	0	0	0	0	0	0	7	6	1	0	0	0	0
2015	Chiefs	16	0	16	14	2	1	7	1.0	7.0	2	0	0	0	0	2	0	0	0	7	6	1	0	0	0	0
2016	Chiefs	16	1	54	47	7	4	13	1.0	8.0	3	3	48	48t	1	6	2	2	56	9	8	1	0	1	0	0
2017	Chiefs	15	14	88	66	22	5	18	1.5	14.0	7	1	3	3	0	6	0	0	0	1	1	0	0	0	0	0
2018	Chiefs	7	4	26	14	12	0	0	0.0	0.0	1	1	54	54t	1	2	0	1	0	0	0	0	0	0	0	0
2019	Chiefs	16	3	52	39	13	1	7	0.0	0.0	2	2	6	6	0	4	0	0	0	5	5	0	0	0	0	0
NFL TOTALS		79	22	236	180	56	11	45	3.5	29.0	15	7	111	54t	2	20	2	3	56	29	26	3	0	1	0	0







## DANIEL SORENSEN'S NFL POSTSEASON DEFENSIVE STATISTICS



DATE	TEAM	GP	GS	TACKLES					YDS	SK	YDS	QBH	INTERCEPTIONS					O. FUMB			ST					MISC	
				TK	S	A	TFL						NO	YDS	LG	TD	PD	FF	FR	YDS	TK	S	A	FF	FR	S	A
2015	Chiefs	2	0	1	0	1	0	0	0.0	0.0	0	0	0	0	0	0	0	0	0	0	0	0	0	0	0	0	0
2016	Chiefs	1	1	2	1	1	0	0	0.0	0.0	0	0	0	0	0	0	0	0	0	0	0	0	0	0	0	0	0
2017	Chiefs	1	1	3	2	1	0	0	0.0	0.0	0	0	0	0	0	0	0	0	0	0	0	0	0	0	0	0	0
2018	Chiefs	2	2	17	12	5	0	0	0.0	0.0	0	1	24	24	0	1	0	0	0	0	0	0	0	0	0	0	0
2019	Chiefs	2	2	16	10	6	1	6	0.0	0.0	0	0	0	0	0	0	1	0	0	0	1	1	0	1	0	0	0
<b>NFL TOTALS</b>		<b>8</b>	<b>6</b>	<b>39</b>	<b>25</b>	<b>14</b>	<b>1</b>	<b>6</b>	<b>0.0</b>	<b>0.0</b>	<b>0</b>	<b>1</b>	<b>24</b>	<b>24</b>	<b>0</b>	<b>2</b>	<b>0</b>	<b>0</b>	<b>0</b>	<b>1</b>	<b>1</b>	<b>0</b>	<b>1</b>	<b>0</b>	<b>0</b>	<b>0</b>	<b>0</b>

## 2019 GAME-BY-GAME REGULAR SEASON STATISTICS (CHIEFS)

DATE	OPPONENT	P/S	TACKLES					YDS	QBH	INTERCEPTIONS					O. FUMB			ST					MISC		W/L	SCORE
			TK	S	A	SK	TFL			NO	YDS	LG	TD	PD	FF	FR	YDS	TK	S	A	FF	FR	S	A		
09/08	at Jaguars	P	0	0	0	0.0	0.0	0	0	0	0	0	0	0	0	0	0	1	1	0	0	0	0	0	W	40-26
09/15	at Raiders	P	0	0	0	0.0	0.0	0	0	0	0	0	0	0	0	0	0	0	0	0	0	0	0	0	W	28-10
09/22	Ravens	P	2	2	0	0.0	0.0	0	0	0	0	0	0	0	0	0	0	1	1	0	0	0	0	0	W	33-28
09/29	at Lions	P	2	2	0	0.0	0.0	0	0	0	0	0	0	1	0	0	0	2	2	0	0	0	0	0	W	34-30
10/06	Colts	P	2	1	1	0.0	0.0	0	0	0	0	0	0	0	0	0	0	0	0	0	0	0	0	0	L	13-19
10/13	Texans	P	3	2	1	0.0	0.0	0	0	0	0	0	0	0	0	0	0	0	0	0	0	0	0	0	L	24-31
10/17	at Broncos	P	2	1	1	0.0	0.0	0	0	0	0	0	0	0	0	0	0	0	0	0	0	0	0	0	W	30-6
10/27	Packers	P	3	3	0	0.0	0.0	0	0	0	0	0	0	0	0	0	0	0	0	0	0	0	0	0	L	24-31
11/03	Vikings	P	4	2	2	0.0	0.0	1	7	0	0	0	0	0	0	0	0	0	0	0	0	0	0	0	W	26-23
11/10	at Titans	P	9	5	4	0.0	0.0	0	0	0	0	0	0	0	0	0	0	0	0	0	0	0	0	0	L	32-35
11/18	at Chargers	P	8	6	2	0.0	0.0	0	0	0	1	0	0	0	1	0	0	0	0	0	0	0	0	0	W	24-17
12/01	Raiders	S	4	4	0	0.0	0.0	0	0	0	0	0	0	0	1	0	0	0	0	0	0	0	0	0	W	40-9
12/08	at Patriots	P	2	1	1	0.0	0.0	0	0	1	0	0	0	0	0	0	0	0	0	0	0	0	0	0	W	23-16
12/15	Broncos	P	2	2	0	0.0	0.0	0	0	0	0	0	0	0	0	0	0	0	0	0	0	0	0	0	W	23-3
12/22	at Bears	S	4	4	0	0.0	0.0	0	0	1	0	0	0	0	0	0	0	1	1	0	0	0	0	0	W	26-3
12/29	Chargers	S	5	4	1	0.0	0.0	0	0	0	1	6	6	0	1	0	0	0	0	0	0	0	0	0	W	31-21
<b>2019 TOTALS</b>		<b>16-3</b>	<b>52</b>	<b>39</b>	<b>13</b>	<b>0.0</b>	<b>0.0</b>	<b>1</b>	<b>7</b>	<b>2</b>	<b>2</b>	<b>6</b>	<b>6</b>	<b>0</b>	<b>4</b>	<b>0</b>	<b>0</b>	<b>0</b>	<b>5</b>	<b>5</b>	<b>0</b>	<b>0</b>	<b>0</b>	<b>0</b>	<b>0</b>	<b>12-4</b>

## 2019 GAME-BY-GAME POSTSEASON STATISTICS (CHIEFS)

			TACKLES								INTERCEPTIONS					O. FUMB			ST					MISC				
DATE	OPPONENT	P/S	TK	S	A	SK	YDS	TFL	YDS	QBH	NO	YDS	LG	TD	PD	FF	FR	YDS	TK	S	A	FF	FR	S	A	W/L	SCORE	
01/12	Texans	S	8	4	4	0.0	0.0	0	0	0	0	0	0	0	0	0	0	0	1	1	0	1	0	0	0	W	51-31	
01/19	Titans	S	8	6	2	0.0	0.0	1	6	0	0	0	0	0	1	0	0	0	0	0	0	0	0	0	0	W	35-24	
2019 TOTALS		2-2	16	10	6	0.0	0.0	1	6	0	0	0	0	0	1	0	0	0	1	1	0	1	0	0	0	2-0		

# DARRON LEE

OHIO STATE

4TH SEASON IN THE NFL | 1ST SEASON WITH THE CHIEFS

HEIGHT  
**6'1"**

WEIGHT  
**232**

BIRTHDAY  
**10/18/94**

ACQUIRED  
**T (NYJ)-19**

LINEBACKER

## DARRON LEE'S NFL REGULAR SEASON DEFENSIVE STATISTICS



		TACKLES										INTERCEPTIONS					O. FUMB			ST					MISC	
DATE	TEAM	GP	GS	TK	S	A	TFL	YDS	SK	YDS	QBH	NO	YDS	LG	TD	PD	FF	FR	YDS	TK	S	A	FF	FR	S	A
2016	Jets	13	9	70	42	28	3	10	1.0	7.0	3	0	0	0	0	3	0	0	0	3	3	0	0	0	0	0
2017	Jets	15	15	94	67	27	9	44	3.0	19.0	6	0	0	0	0	3	2	0	0	0	0	0	0	0	0	0
2018	Jets	12	12	73	43	30	5	14	0.0	0.0	2	3	82	36t	1	5	0	0	0	1	0	1	0	0	0	0
2019	Chiefs	16	2	23	16	7	0	0	0.0	0.0	0	0	0	0	0	0	0	0	0	8	6	2	0	0	0	0
NFL TOTALS		56	38	260	168	92	17	68	4.0	26.0	11	3	82	36t	1	11	2	0	0	12	9	3	0	0	0	0







## DARRON LEE'S NFL POSTSEASON DEFENSIVE STATISTICS



DATE	TEAM	GP	GS	TACKLES					YDS	QBH	INTERCEPTIONS					O. FUMB			ST					MISC	
				TK	S	A	TFL	YDS			NO	YDS	LG	TD	PD	FF	FR	YDS	TK	S	A	FF	FR	S	A
2019	Chiefs	0	0	0	0	0	0	0	0.0	0.0	0	0	0	0	0	0	0	0	0	0	0	0	0	0	0
<b>NFL TOTALS</b>		<b>0</b>	<b>0</b>	<b>0</b>	<b>0</b>	<b>0</b>	<b>0</b>	<b>0</b>	<b>0.0</b>	<b>0.0</b>	<b>0</b>	<b>0</b>	<b>0</b>	<b>0</b>	<b>0</b>	<b>0</b>	<b>0</b>	<b>0</b>	<b>0</b>	<b>0</b>	<b>0</b>	<b>0</b>	<b>0</b>	<b>0</b>	<b>0</b>

## 2019 GAME-BY-GAME REGULAR SEASON STATISTICS (CHIEFS)

DATE	OPPONENT	P/S	TACKLES					YDS	QBH	INTERCEPTIONS					O. FUMB			ST					MISC		W/L	SCORE
			TK	S	A	SK	TFL			NO	YDS	LG	TD	PD	FF	FR	YDS	TK	S	A	FF	FR	S	A		
09/08	at Jaguars	P	2	0	2	0.0	0.0	0	0	0	0	0	0	0	0	0	0	0	0	0	0	0	0	0	W	40-26
09/15	at Raiders	S	2	1	1	0.0	0.0	0	0	0	0	0	0	0	0	0	0	1	0	1	0	0	0	0	W	28-10
09/22	Ravens	P	4	4	0	0.0	0.0	0	0	0	0	0	0	0	0	0	0	0	0	0	0	0	0	0	W	33-28
09/29	at Lions	P	1	1	0	0.0	0.0	0	0	0	0	0	0	0	0	0	0	0	0	0	0	0	0	0	W	34-30
10/06	Colts	P	5	4	1	0.0	0.0	0	0	0	0	0	0	0	0	0	0	0	0	0	0	0	0	0	L	13-19
10/13	Texans	S	8	5	3	0.0	0.0	0	0	0	0	0	0	0	0	0	0	0	0	0	0	0	0	0	L	24-31
10/17	at Broncos	P	0	0	0	0.0	0.0	0	0	0	0	0	0	0	0	0	0	0	0	0	0	0	0	0	W	30-6
10/27	Packers	P	0	0	0	0.0	0.0	0	0	0	0	0	0	0	0	0	0	1	1	0	0	0	0	0	L	24-31
11/03	Vikings	P	0	0	0	0.0	0.0	0	0	0	0	0	0	0	0	0	0	2	1	1	0	0	0	0	W	26-23
11/10	at Titans	P	0	0	0	0.0	0.0	0	0	0	0	0	0	0	0	0	0	1	1	0	0	0	0	0	L	32-35
11/18	at Chargers	P	0	0	0	0.0	0.0	0	0	0	0	0	0	0	0	0	0	0	0	0	0	0	0	0	W	24-17
12/01	Raiders	P	1	1	0	0.0	0.0	0	0	0	0	0	0	0	0	0	0	1	1	0	0	0	0	0	W	40-9
12/08	at Patriots	P	0	0	0	0.0	0.0	0	0	0	0	0	0	0	0	0	0	0	0	0	0	0	0	0	W	23-16
12/15	Broncos	P	0	0	0	0.0	0.0	0	0	0	0	0	0	0	0	0	0	0	0	0	0	0	0	0	W	23-3
12/22	at Bears	P	0	0	0	0.0	0.0	0	0	0	0	0	0	0	0	0	0	1	1	0	0	0	0	0	W	26-3
12/29	Chargers	P	0	0	0	0.0	0.0	0	0	0	0	0	0	0	0	0	0	1	1	0	0	0	0	0	W	31-21
<b>2019 TOTALS</b>		<b>16-2</b>	<b>23</b>	<b>16</b>	<b>7</b>	<b>0.0</b>	<b>0.0</b>	<b>0</b>	<b>0</b>	<b>0</b>	<b>0</b>	<b>0</b>	<b>0</b>	<b>0</b>	<b>0</b>	<b>0</b>	<b>0</b>	<b>8</b>	<b>6</b>	<b>2</b>	<b>0</b>	<b>0</b>	<b>0</b>	<b>0</b>	<b>12-4</b>	

## 2019 GAME-BY-GAME POSTSEASON STATISTICS (CHIEFS)

DATE	OPPONENT	P/S	TACKLES					YDS	QBH	INTERCEPTIONS					O. FUMB			ST					MISC		W/L	SCORE
			TK	S	A	SK	TFL			NO	YDS	LG	TD	PD	FF	FR	YDS	TK	S	A	FF	FR	S	A		
01/12	Texans									INACTIVE															W	51-31
01/19	Titans									INACTIVE															W	35-24
<b>2019 TOTALS</b>			<b>0</b>	<b>0</b>	<b>0</b>	<b>0.0</b>	<b>0.0</b>	<b>0</b>	<b>0</b>	<b>0</b>	<b>0</b>	<b>0</b>	<b>0</b>	<b>0</b>	<b>0</b>	<b>0</b>	<b>0</b>	<b>0</b>	<b>0</b>	<b>0</b>	<b>0</b>	<b>0</b>	<b>0</b>	<b>0</b>	<b>2-0</b>	

# DEMONE HARRIS

1ST SEASON IN THE NFL | 1ST SEASON WITH THE CHIEFS

HEIGHT: **6'4"**

WEIGHT: **272**

BIRTHDAY: **12/30/95**

ACQUIRED: **FA-19**

BUFFALO

DEFENSIVE END

## DEMONE HARRIS' NFL REGULAR SEASON DEFENSIVE STATISTICS



			TACKLES										INTERCEPTIONS					O. FUMB			ST					MISC		
DATE	TEAM	GP	GS	TK	S	A	TFL	YDS	SK	YDS	QBH	NO	YDS	LG	TD	PD	FF	FR	YDS	TK	S	A	FF	FR	S	A		
2018	Buccaneers	2	0	0	0	0	0	0	0.0	0.0	0	0	0	0	0	0	0	0	0	0	0	0	0	0	0	0		
2019	Buccaneers	1	0	0	0	0	0	0	0.0	0.0	0	0	0	0	0	0	0	0	0	0	0	0	0	0	0	0		
		Went from Tampa Bay to Baltimore.																										
2019	Ravens	0	0	0	0	0	0	0	0.0	0.0	0	0	0	0	0	0	0	0	0	0	0	0	0	0	0	0		
		Went from Baltimore to Kansas City.																										
2019	Chiefs	4	0	4	4	0	2	9	0.0	0.0	1	0	0	0	0	0	0	0	0	0	0	0	0	0	0	0		
2019	TOTAL	5	0	4	4	0	2	9	0.0	0.0	1	0	0	0	0	0	0	0	0	0	0	0	0	0	0	0		
NFL TOTALS		7	0	4	4	0	2	9	0.0	0.0	1	0	0	0	0	0	0	0	0	0	0	0	0	0	0	0		







## DEMONE HARRIS' NFL POSTSEASON DEFENSIVE STATISTICS



DATE	TEAM	GP	GS	TACKLES					INTERCEPTIONS					O. FUMB			ST			MISC		
				TK	S	A	TFL	YDS	SK	YDS	QBH	NO	YDS	LG	TD	PD	FF	FR	YDS	TK	S	A
2019	Chiefs	2	0	0	0	0	0	0	0.0	0.0	0	0	0	0	0	0	0	0	0	0	0	0
<b>NFL TOTALS</b>		<b>2</b>	<b>0</b>	<b>0</b>	<b>0</b>	<b>0</b>	<b>0</b>	<b>0</b>	<b>0.0</b>	<b>0.0</b>	<b>0</b>	<b>0</b>	<b>0</b>	<b>0</b>	<b>0</b>	<b>0</b>	<b>0</b>	<b>0</b>	<b>0</b>	<b>0</b>	<b>0</b>	<b>0</b>

## 2019 GAME-BY-GAME REGULAR SEASON STATISTICS (BUCCANEERS/RAVENS/CHIEFS)

DATE	OPPONENT	P/S	TACKLES					INTERCEPTIONS					O. FUMB			ST			MISC			W/L	SCORE
			TK	S	A	SK	YDS	TFL	YDS	QBH	NO	YDS	LG	TD	PD	FF	FR	YDS	TK	S	A		
09/08	49ers										INACTIVE											L	17-31
09/12	at Panthers										INACTIVE											W	20-14
09/22	Giants	P	0	0	0	0.0	0.0	0	0	0	0	0	0	0	0	0	0	0	0	0	0	L	31-32
09/29	at Rams										INACTIVE											W	55-40
10/06	at Saints										NOT ON ROSTER											L	24-31
10/13	Panthers										PRACTICE SQUAD											L	26-37
Went from <b>Buccaneers</b> to <b>Ravens</b> .																							
11/03	Patriots										PRACTICE SQUAD											W	37-20
11/10	at Bengals										PRACTICE SQUAD											W	49-13
11/17	Texans										PRACTICE SQUAD											W	41-7
Went from <b>Ravens</b> to <b>Chiefs</b> .																							
12/01	Raiders										INACTIVE											W	40-9
12/08	at Patriots	P	2	2	0	0.0	0.0	0	0	0	0	0	0	0	0	0	0	0	0	0	0	W	23-16
12/15	Broncos	P	2	2	0	0.0	0.0	2	9	0	0	0	0	0	0	0	0	0	0	0	0	W	23-3
12/22	at Bears	P	0	0	0	0.0	0.0	0	0	0	0	0	0	0	0	0	0	0	0	0	0	W	26-3
12/29	Chargers	P	0	0	0	0.0	0.0	0	0	1	0	0	0	0	0	0	0	0	0	0	0	W	31-21
<b>2019 TOTALS</b>		<b>5-0</b>	<b>4</b>	<b>4</b>	<b>0</b>	<b>0.0</b>	<b>0.0</b>	<b>2</b>	<b>9</b>	<b>1</b>	<b>0</b>	<b>0</b>	<b>0</b>	<b>0</b>	<b>0</b>	<b>0</b>	<b>0</b>	<b>0</b>	<b>0</b>	<b>0</b>	<b>0</b>	<b>10-4</b>	

## 2019 GAME-BY-GAME POSTSEASON STATISTICS (CHIEFS)

DATE	OPPONENT	P/S	TACKLES					INTERCEPTIONS					O. FUMB			ST			MISC			W/L	SCORE
			TK	S	A	SK	YDS	TFL	YDS	QBH	NO	YDS	LG	TD	PD	FF	FR	YDS	TK	S	A		
01/12	Texans	P	0	0	0	0.0	0.0	0	0	0	0	0	0	0	0	0	0	0	0	0	0	W	51-31
01/19	Titans	P	0	0	0	0.0	0.0	0	0	0	0	0	0	0	0	0	0	0	0	0	0	W	35-24
<b>2019 TOTALS</b>		<b>2-0</b>	<b>0</b>	<b>0</b>	<b>0</b>	<b>0.0</b>	<b>0.0</b>	<b>0</b>	<b>0</b>	<b>0</b>	<b>0</b>	<b>0</b>	<b>0</b>	<b>0</b>	<b>0</b>	<b>0</b>	<b>0</b>	<b>0</b>	<b>0</b>	<b>0</b>	<b>0</b>	<b>2-0</b>	

# ANTHONY HITCHENS

6TH SEASON IN THE NFL | 2ND SEASON WITH THE CHIEFS

HEIGHT  
**6'0"**

WEIGHT  
**235**

BIRTHDAY  
**06/10/92**

ACQUIRED  
**UFA-18**

IOWA

LINEBACKER

## ANTHONY HITCHENS' NFL REGULAR SEASON DEFENSIVE STATISTICS



DATE	TEAM	GP	GS	TACKLES					INTERCEPTIONS					O. FUMB			ST			MISC		
				TK	S	A	TFL	YDS	SK	YDS	QBH	NO	YDS	LG	TD	PD	FF	FR	YDS	TK	S	A
2014	Cowboys	16	11	73	57	16	3	5	0.0	0.0	2	1	8	8	0	4	0	0	0	2	2	0
2015	Cowboys	16	9	71	40	31	5	20	2.0	14.0	5	0	0	0	0	0	1	0	0	1	1	0
2016	Cowboys	16	16	78	39	39	4	21	1.5	12.0	5	0	0	0	0	1	0	0	0	0	0	0
2017	Cowboys	12	12	92	70	22	8	15	0.0	0.0	7	0	0	0	0	2	1	0	0	0	0	0
2018	Chiefs	15	15	135	81	54	7	26	0.0	0.0	2	0	0	0	0	0	1	0	0	0	0	0
2019	Chiefs	15	15	88	51	37	4	22	2.0	31.0	4	0	0	0	0	1	1	0	0	0	0	0
<b>NFL TOTALS</b>		<b>90</b>	<b>78</b>	<b>537</b>	<b>338</b>	<b>199</b>	<b>31</b>	<b>109</b>	<b>5.5</b>	<b>57.0</b>	<b>25</b>	<b>1</b>	<b>8</b>	<b>8</b>	<b>0</b>	<b>8</b>	<b>4</b>	<b>0</b>	<b>3</b>	<b>3</b>	<b>0</b>	<b>0</b>







## ANTHONY HITCHENS' NFL POSTSEASON DEFENSIVE STATISTICS



DATE	TEAM	GP	GS	TACKLES					YDS	QBH	INTERCEPTIONS					O. FUMB			ST					MISC	
				TK	S	A	TFL	YDS			NO	YDS	LG	TD	PD	FF	FR	YDS	TK	S	A	FF	FR	S	A
2014	Cowboys	2	0	9	7	2	0	0	0.0	0.0	1	0	0	0	0	1	0	0	0	0	0	0	0	0	0
2016	Cowboys	1	1	7	4	3	0	0	0.0	0.0	1	0	0	0	0	0	0	0	0	0	0	0	0	0	0
2018	Chiefs	2	2	21	11	10	0	0	0.0	0.0	0	0	0	0	0	0	0	0	0	0	0	0	0	0	0
2019	Chiefs	2	2	7	5	2	0	0	0.0	0.0	0	0	0	0	0	0	0	0	0	0	0	0	0	0	0
<b>NFL TOTALS</b>		<b>7</b>	<b>5</b>	<b>44</b>	<b>27</b>	<b>17</b>	<b>0</b>	<b>0</b>	<b>0.0</b>	<b>0.0</b>	<b>2</b>	<b>0</b>	<b>0</b>	<b>0</b>	<b>0</b>	<b>1</b>	<b>0</b>	<b>0</b>	<b>0</b>	<b>0</b>	<b>0</b>	<b>0</b>	<b>0</b>	<b>0</b>	<b>0</b>

## 2019 GAME-BY-GAME REGULAR SEASON STATISTICS (CHIEFS)

DATE	OPPONENT	P/S	TACKLES					YDS	QBH	INTERCEPTIONS					O. FUMB			ST					MISC		W/L	SCORE
			TK	S	A	SK	TFL			NO	YDS	LG	TD	PD	FF	FR	YDS	TK	S	A	FF	FR	S	A		
09/08	at Jaguars	S	7	5	2	0.0	0.0	0	0	0	0	0	0	0	0	0	0	0	0	0	0	0	0	0	W	40-26
09/15	at Raiders	S	5	4	1	0.0	0.0	0	0	0	0	0	0	0	0	0	0	0	0	0	0	0	0	0	W	28-10
09/22	Ravens	S	8	6	2	0.0	0.0	0	0	0	0	0	0	0	0	0	0	0	0	0	0	0	0	0	W	33-28
09/29	at Lions	S	6	3	3	0.0	0.0	0	0	0	0	0	0	0	1	0	0	0	0	0	0	0	0	0	W	34-30
10/06	Colts	S	1	1	0	0.0	0.0	0	0	0	0	0	0	0	0	0	0	0	0	0	0	0	0	0	L	13-19
10/13	Texans		INACTIVE																						L	24-31
10/17	at Broncos	S	6	5	1	2.0	31.0	1	10	2	0	0	0	0	0	1	0	0	0	0	0	0	0	0	W	30-6
10/27	Packers	S	6	2	4	0.0	0.0	0	0	0	0	0	0	0	0	0	0	0	0	0	0	0	0	0	L	24-31
11/03	Vikings	S	6	3	3	0.0	0.0	0	0	0	0	0	0	0	0	0	0	0	0	0	0	0	0	0	W	26-23
11/10	at Titans	S	6	5	1	0.0	0.0	1	3	1	0	0	0	0	0	0	0	0	0	0	0	0	0	0	L	32-35
11/18	at Chargers	S	10	2	8	0.0	0.0	0	0	0	0	0	0	0	0	0	0	0	0	0	0	0	0	0	W	24-17
12/01	Raiders	S	5	3	2	0.0	0.0	0	0	0	0	0	0	0	0	0	0	0	0	0	0	0	0	0	W	40-9
12/08	at Patriots	S	3	3	0	0.0	0.0	0	0	0	0	0	0	0	0	0	0	0	0	0	0	0	0	0	W	23-16
12/15	Broncos	S	3	1	2	0.0	0.0	0	0	1	0	0	0	0	0	0	0	0	0	0	0	0	0	0	W	23-3
12/22	at Bears	S	6	3	3	0.0	0.0	0	0	0	0	0	0	0	0	0	0	0	0	0	0	0	0	0	W	26-3
12/29	Chargers	S	10	5	5	0.0	0.0	2	9	0	0	0	0	0	0	0	0	0	0	0	0	0	0	0	W	31-21
<b>2019 TOTALS</b>		<b>15-15</b>	<b>88</b>	<b>51</b>	<b>37</b>	<b>2.0</b>	<b>31.0</b>	<b>4</b>	<b>22</b>	<b>4</b>	<b>0</b>	<b>0</b>	<b>0</b>	<b>0</b>	<b>1</b>	<b>1</b>	<b>0</b>	<b>0</b>	<b>0</b>	<b>0</b>	<b>0</b>	<b>0</b>	<b>0</b>	<b>0</b>	<b>12-4</b>	

## 2019 GAME-BY-GAME POSTSEASON STATISTICS (CHIEFS)

DATE	OPPONENT	P/S	TACKLES					YDS	QBH	INTERCEPTIONS					O. FUMB			ST					MISC		W/L	SCORE
			TK	S	A	SK	TFL			NO	YDS	LG	TD	PD	FF	FR	YDS	TK	S	A	FF	FR	S	A		
01/12	Texans	S	3	2	1	0.0	0.0	0	0	0	0	0	0	0	0	0	0	0	0	0	0	0	0	0	W	51-31
01/19	Titans	S	4	3	1	0.0	0.0	0	0	0	0	0	0	0	0	0	0	0	0	0	0	0	0	0	W	35-24
<b>2019 TOTALS</b>		<b>2-2</b>	<b>7</b>	<b>5</b>	<b>2</b>	<b>0.0</b>	<b>0.0</b>	<b>0</b>	<b>0</b>	<b>0</b>	<b>0</b>	<b>0</b>	<b>0</b>	<b>0</b>	<b>0</b>	<b>0</b>	<b>0</b>	<b>0</b>	<b>0</b>	<b>0</b>	<b>0</b>	<b>0</b>	<b>0</b>	<b>0</b>	<b>2-0</b>	

# DAMIEN WILSON

5TH SEASON IN THE NFL | 1ST SEASON WITH THE CHIEFS

HEIGHT  
**6'0"**

WEIGHT  
**245**

BIRTHDAY  
**05/28/93**

ACQUIRED  
**UFA-19**

MINNESOTA

LINEBACKER

## DAMIEN WILSON'S NFL REGULAR SEASON DEFENSIVE STATISTICS



DATE	TEAM	GP	GS	TACKLES					YDS	QBH	INTERCEPTIONS					O. FUMB			ST					MISC	
				TK	S	A	TFL	YDS			NO	YDS	LG	TD	PD	FF	FR	YDS	TK	S	A	FF	FR	S	A
2015	Cowboys	16	0	7	4	3	1	1	0.0	0.0	0	0	0	0	0	0	0	0	8	6	2	0	0	0	0
2016	Cowboys	16	6	30	23	7	4	10	0.5	4.0	2	0	0	0	0	1	0	0	4	4	0	0	0	0	0
2017	Cowboys	16	9	39	26	13	0	0	1.0	1.0	4	0	0	0	0	1	0	0	6	6	0	1	0	0	0
2018	Cowboys	16	7	36	23	13	3	8	1.0	8.0	5	0	0	0	0	1	0	0	6	3	3	0	0	0	0
2019	Chiefs	16	16	81	52	29	3	12	1.5	9.5	4	0	0	0	1	1	0	0	0	0	0	0	0	0	0
<b>NFL TOTALS</b>		<b>80</b>	<b>38</b>	<b>193</b>	<b>128</b>	<b>65</b>	<b>11</b>	<b>31</b>	<b>4.0</b>	<b>22.5</b>	<b>15</b>	<b>0</b>	<b>0</b>	<b>0</b>	<b>0</b>	<b>3</b>	<b>2</b>	<b>0</b>	<b>24</b>	<b>19</b>	<b>5</b>	<b>1</b>	<b>0</b>	<b>0</b>	<b>0</b>







## DAMIEN WILSON'S NFL POSTSEASON DEFENSIVE STATISTICS



		TACKLES										INTERCEPTIONS					O. FUMB			ST					MISC	
DATE	TEAM	GP	GS	TK	S	A	TFL	YDS	SK	YDS	QBH	NO	YDS	LG	TD	PD	FF	FR	YDS	TK	S	A	FF	FR	S	A
2016	Cowboys	1	0	1	1	0	0	0	0.0	0.0	0	0	0	0	0	0	0	0	0	0	0	0	0	0	0	0
2018	Cowboys	2	0	2	0	2	0	0	0.0	0.0	0	0	0	0	0	0	0	0	0	0	0	0	0	0	0	0
2019	Chiefs	2	2	15	11	4	1	2	0.0	0.0	0	0	0	0	0	0	0	0	0	0	0	0	0	0	0	0
NFL TOTALS		5	2	18	12	6	1	2	0.0	0.0	0	0	0	0	0	0	0	0	0	0	0	0	0	0	0	0

## 2019 GAME-BY-GAME REGULAR SEASON STATISTICS (CHIEFS)

			TACKLES								INTERCEPTIONS					O. FUMB			ST				MISC				
DATE	OPPONENT	P/S	TK	S	A	SK	YDS	TFL	YDS	QBH	NO	YDS	LG	TD	PD	FF	FR	YDS	TK	S	A	FF	FR	S	A	W/L	SCORE
09/08	at Jaguars	S	5	5	0	0.0	0.0	0	0	0	0	0	0	0	0	1	0	0	0	0	0	0	0	0	0	W	40-26
09/15	at Raiders	S	5	2	3	0.0	0.0	0	0	0	0	0	0	0	1	0	0	0	0	0	0	0	0	0	0	W	28-10
09/22	Ravens	S	5	4	1	0.5	0.5	0	0	1	0	0	0	0	0	0	0	0	0	0	0	0	0	0	0	W	33-28
09/29	at Lions	S	8	7	1	0.0	0.0	1	1	0	0	0	0	0	0	0	0	0	0	0	0	0	0	0	0	W	34-30
10/06	Colts	S	12	7	5	0.0	0.0	0	0	0	0	0	0	0	0	0	0	0	0	0	0	0	0	0	0	L	13-19
10/13	Texans	S	6	3	3	0.0	0.0	0	0	0	0	0	0	0	0	0	0	0	0	0	0	0	0	0	0	L	24-31
10/17	at Broncos	S	3	3	0	0.0	0.0	0	0	0	0	0	0	0	0	0	0	0	0	0	0	0	0	0	0	W	30-6
10/27	Packers	S	7	5	2	1.0	9.0	1	9	3	0	0	0	0	0	0	0	0	0	0	0	0	0	0	0	L	24-31
11/03	Vikings	S	7	4	3	0.0	0.0	0	0	0	0	0	0	0	0	0	0	0	0	0	0	0	0	0	0	W	26-23
11/10	at Titans	S	1	0	1	0.0	0.0	0	0	0	0	0	0	0	0	0	0	0	0	0	0	0	0	0	0	L	32-35
11/18	at Chargers	S	6	3	3	0.0	0.0	0	0	0	0	0	0	0	0	0	0	0	0	0	0	0	0	0	0	W	24-17
12/01	Raiders	S	2	1	1	0.0	0.0	0	0	0	0	0	0	0	0	0	0	0	0	0	0	0	0	0	0	W	40-9
12/08	at Patriots	S	6	4	2	0.0	0.0	1	2	0	0	0	0	0	0	0	0	0	0	0	0	0	0	0	0	W	23-16
12/15	Broncos	S	3	2	1	0.0	0.0	0	0	0	0	0	0	0	0	0	0	0	0	0	0	0	0	0	0	W	23-3
12/22	at Bears	S	1	1	0	0.0	0.0	0	0	0	0	0	0	0	0	0	0	0	0	0	0	0	0	0	0	W	26-3
12/29	Chargers	S	4	1	3	0.0	0.0	0	0	0	0	0	0	0	0	0	0	0	0	0	0	0	0	0	0	W	31-21
2019 TOTALS		16-16	81	52	29	1.5	9.5	3	12	4	0	0	0	0	1	1	0	0	0	0	0	0	0	0	0	12-4	

## 2019 GAME-BY-GAME POSTSEASON STATISTICS (CHIEFS)

			TACKLES								INTERCEPTIONS								O. FUMB						ST						MISC				
DATE	OPPONENT	P/S	TK	S	A	SK	YDS	TFL	YDS	QBH	NO	YDS	LG	TD	PD	FF	FR	YDS	TK	S	A	FF	FR	S	A	W/L	SCORE								
01/12	Texans	S	8	5	3	0.0	0.0	0	0	0	0	0	0	0	0	0	0	0	0	0	0	0	0	0	0	W	51-31								
01/19	Titans	S	7	6	1	0.0	0.0	1	2	0	0	0	0	0	0	0	0	0	0	0	0	0	0	0	0	W	35-24								
2019 TOTALS		2-2	15	11	4	0.0	0.0	1	2	0	0	0	0	0	0	0	0	0	0	0	0	0	0	0	0	2-0									

#55

FRANK CLARK

5TH SEASON IN THE NFL | 1ST SEASON WITH THE CHIEFS

HEIGHT

6'3"

WEIGHT

260

BIRTHDAY

06/14/93

ACQUIRED

T (SEA)-19

MICHIGAN

DEFENSIVE END

## FRANK CLARK'S NFL REGULAR SEASON DEFENSIVE STATISTICS



TACKLES											INTERCEPTIONS					O. FUMB			ST				MISC			
DATE	TEAM	GP	GS	TK	S	A	TFL	YDS	SK	YDS	QBH	NO	YDS	LG	TD	PD	FF	FR	YDS	TK	S	A	FF	FR	S	A
2015	Seahawks	15	0	16	15	1	4	19	3.0	16.0	6	0	0	0	0	2	1	0	0	0	0	0	0	0	0	0
2016	Seahawks	15	5	47	25	22	11	43	10.0	68.5	18	0	0	0	0	0	2	1	27	0	0	0	0	0	0	0
2017	Seahawks	16	12	32	19	13	10	64	9.0	73.5	21	0	0	0	0	2	2	1	0	0	0	0	0	0	0	0
2018	Seahawks	16	16	41	33	8	10	42	13.0	52.5	27	1	26	26	0	2	3	2	0	0	0	0	0	0	0	0
2019	Chiefs	14	11	37	27	10	12	64	8.0	51.0	14	1	5	5	0	4	3	1	0	0	0	0	0	0	0	0
NFL TOTALS		76	44	173	119	54	47	232	43.0	261.5	86	2	31	26	0	10	11	5	27	0	0	0	0	0	0	0







## FRANK CLARK'S NFL POSTSEASON DEFENSIVE STATISTICS



DATE	TEAM	GP	GS	TACKLES					YDS	SK	YDS	QBH	INTERCEPTIONS					O. FUMB			ST					MISC	
				TK	S	A	TFL	YDS					NO	YDS	LG	TD	PD	FF	FR	YDS	TK	S	A	FF	FR	S	A
2015	Seahawks	2	0	3	2	1	1	10	1.0	10.0	1	0	0	0	0	1	0	0	0	0	0	0	0	0	0	0	0
2016	Seahawks	2	0	1	1	0	0	0	1.0	6.0	2	0	0	0	0	0	1	0	0	0	0	0	0	0	0	0	0
2018	Seahawks	1	1	4	2	2	1	10	1.0	10.0	3	0	0	0	0	0	0	0	0	0	0	0	0	0	0	0	0
2019	Chiefs	2	2	8	5	3	4	42	4.0	42.0	5	0	0	0	0	0	0	0	0	0	0	0	0	0	0	0	0
<b>NFL TOTALS</b>		<b>7</b>	<b>3</b>	<b>16</b>	<b>10</b>	<b>6</b>	<b>6</b>	<b>62</b>	<b>7.0</b>	<b>68.0</b>	<b>11</b>	<b>0</b>	<b>0</b>	<b>0</b>	<b>0</b>	<b>1</b>	<b>1</b>	<b>0</b>	<b>0</b>	<b>0</b>	<b>0</b>	<b>0</b>	<b>0</b>	<b>0</b>	<b>0</b>	<b>0</b>	<b>0</b>

## 2019 GAME-BY-GAME REGULAR SEASON STATISTICS (CHIEFS)

			TACKLES								INTERCEPTIONS					O. FUMB			ST				MISC				
DATE	OPPONENT	P/S	TK	S	A	SK	YDS	TFL	YDS	QBH	NO	YDS	LG	TD	PD	FF	FR	YDS	TK	S	A	FF	FR	S	A	W/L	SCORE
09/08	at Jaguars	S	1	1	0	0.0	0.0	0	0	0	1	5	5	0	1	0	0	0	0	0	0	0	0	0	0	W	40-26
09/15	at Raiders	S	3	1	2	0.0	0.0	1	0	0	0	0	0	0	0	0	0	0	0	0	0	0	0	0	0	W	28-10
09/22	Ravens	S	3	2	1	1.0	5.0	1	5	1	0	0	0	0	0	0	0	0	0	0	0	0	0	0	0	W	33-28
09/29	at Lions	S	2	0	2	0.0	0.0	0	0	1	0	0	0	0	0	0	0	0	0	0	0	0	0	0	0	W	34-30
10/06	Colts	S	2	2	0	0.0	0.0	1	4	0	0	0	0	0	0	0	0	0	0	0	0	0	0	0	0	L	13-19
10/13	Texans	S	1	1	0	0.0	0.0	0	0	1	0	0	0	0	0	1	1	0	0	0	0	0	0	0	0	L	24-31
10/17	at Broncos	S	5	5	0	2.0	19.0	2	18	1	0	0	0	0	0	1	0	0	0	0	0	0	0	0	0	W	30-6
10/27	Packers		INACTIVE																						L	24-31	
11/03	Vikings		INACTIVE																						W	26-23	
11/10	at Titans	P	4	4	0	1.0	7.0	1	7	1	0	0	0	0	1	0	0	0	0	0	0	0	0	0	0	L	32-35
11/18	at Chargers	S	5	2	3	1.0	0.0	1	1	3	0	0	0	0	1	1	0	0	0	0	0	0	0	0	0	W	24-17
12/01	Raiders	S	2	2	0	0.0	0.0	1	7	0	0	0	0	0	0	0	0	0	0	0	0	0	0	0	0	W	40-9
12/08	at Patriots	P	4	3	1	1.0	4.0	2	6	1	0	0	0	0	0	0	0	0	0	0	0	0	0	0	0	W	23-16
12/15	Broncos	P	2	2	0	0.0	0.0	0	0	2	0	0	0	0	0	0	0	0	0	0	0	0	0	0	0	W	23-3
12/22	at Bears	S	1	1	0	1.0	8.0	1	8	0	0	0	0	0	0	0	0	0	0	0	0	0	0	0	0	W	26-3
12/29	Chargers	S	2	1	1	1.0	8.0	1	8	3	0	0	0	0	1	0	0	0	0	0	0	0	0	0	0	W	31-21
2019 TOTALS		14-11	37	27	10	8.0	51.0	12	64	14	1	5	5	0	4	3	1	0	0	0	0	0	0	0	0	12-4	

## 2019 GAME-BY-GAME POSTSEASON STATISTICS (CHIEFS)

DATE	OPPONENT	P/S	TACKLES					YDS	QBH	INTERCEPTIONS					O. FUMB			ST					MISC		W/L	SCORE
			TK	S	A	SK	TFL			NO	YDS	LG	TD	PD	FF	FR	YDS	TK	S	A	FF	FR	S	A		
01/12	Texans	S	4	4	0	3.0	25.0	3	25	4	0	0	0	0	0	0	0	0	0	0	0	0	0	0	W	51-31
01/19	Titans	S	4	1	3	1.0	17.0	1	17	1	0	0	0	0	0	0	0	0	0	0	0	0	0	0	W	35-24
<b>2019 TOTALS</b>		<b>2-2</b>	<b>8</b>	<b>5</b>	<b>3</b>	<b>4.0</b>	<b>42.0</b>	<b>4</b>	<b>42</b>	<b>5</b>	<b>0</b>	<b>0</b>	<b>0</b>	<b>0</b>	<b>0</b>	<b>0</b>	<b>0</b>	<b>0</b>	<b>0</b>	<b>0</b>	<b>0</b>	<b>0</b>	<b>0</b>	<b>0</b>	<b>2-0</b>	

# #56

## BEN NIEMANN

2ND SEASON IN THE NFL | 2ND SEASON WITH THE CHIEFS

HEIGHT

6'2"

WEIGHT

235

BIRTHDAY

07/27/95

ACQUIRED

CFA-18

LINEBACKER

## BEN NIEMANN'S NFL REGULAR SEASON DEFENSIVE STATISTICS



		TACKLES										INTERCEPTIONS					O. FUMB			ST					MISC	
DATE	TEAM	GP	GS	TK	S	A	TFL	YDS	SK	YDS	QBH	NO	YDS	LG	TD	PD	FF	FR	YDS	TK	S	A	FF	FR	S	A
2018	Chiefs	14	1	8	5	3	0	0	0.0	0.0	0	0	0	0	0	0	0	0	0	2	2	0	0	0	0	0
2019	Chiefs	16	1	50	30	20	1	4	0.0	0.0	1	0	0	0	0	1	0	0	0	6	5	1	0	1	0	0
NFL TOTALS		30	2	58	35	23	1	4	0.0	0.0	1	0	0	0	0	1	0	0	0	8	7	1	0	1	0	0







## BEN NIEMANN'S NFL POSTSEASON DEFENSIVE STATISTICS



		TACKLES										INTERCEPTIONS					O. FUMB			ST					MISC	
DATE	TEAM	GP	GS	TK	S	A	TFL	YDS	SK	YDS	QBH	NO	YDS	LG	TD	PD	FF	FR	YDS	TK	S	A	FF	FR	S	A
2018	Chiefs	2	0	0	0	0	0	0	0.0	0.0	0	0	0	0	0	0	0	0	0	2	1	1	0	0	0	0
2019	Chiefs	2	0	5	3	2	0	0	0.0	0.0	0	0	0	0	0	0	0	0	0	0	0	0	0	0	0	0
NFL TOTALS		4	0	5	3	2	0	0	0.0	0.0	0	0	0	0	0	0	0	0	0	2	1	1	0	0	0	0

## 2019 GAME-BY-GAME REGULAR SEASON STATISTICS (CHIEFS)

			TACKLES								INTERCEPTIONS					O. FUMB			ST				MISC				
DATE	OPPONENT	P/S	TK	S	A	SK	YDS	TFL	YDS	QBH	NO	YDS	LG	TD	PD	FF	FR	YDS	TK	S	A	FF	FR	S	A	W/L	SCORE
09/08	at Jaguars	P	0	0	0	0.0	0.0	0	0	0	0	0	0	0	0	0	0	0	0	0	0	0	0	0	0	W	40-26
09/15	at Raiders	P	3	2	1	0.0	0.0	0	0	0	0	0	0	0	0	0	0	0	0	0	0	0	0	0	0	W	28-10
09/22	Ravens	P	2	1	1	0.0	0.0	0	0	0	0	0	0	0	1	0	0	0	0	0	0	0	0	0	0	W	33-28
09/29	at Lions	P	0	0	0	0.0	0.0	0	0	0	0	0	0	0	0	0	0	0	0	0	0	1	0	0	0	W	34-30
10/06	Colts	P	10	6	4	0.0	0.0	0	0	0	0	0	0	0	0	0	0	0	0	0	0	0	0	0	0	L	13-19
10/13	Texans	S	6	2	4	0.0	0.0	0	0	0	0	0	0	0	0	0	0	0	0	0	0	0	0	0	0	L	24-31
10/17	at Broncos	P	5	4	1	0.0	0.0	1	4	0	0	0	0	0	0	0	0	0	1	1	0	0	0	0	0	W	30-6
10/27	Packers	P	4	4	0	0.0	0.0	0	0	0	0	0	0	0	0	0	0	0	0	0	0	0	0	0	0	L	24-31
11/03	Vikings	P	0	0	0	0.0	0.0	0	0	0	0	0	0	0	0	0	0	0	0	0	0	0	0	0	0	W	26-23
11/10	at Titans	P	1	0	1	0.0	0.0	0	0	1	0	0	0	0	0	0	0	0	0	0	0	0	0	0	0	L	32-35
11/18	at Chargers	P	4	2	2	0.0	0.0	0	0	0	0	0	0	0	0	0	0	0	0	0	0	0	0	0	0	W	24-17
12/01	Raiders	P	3	0	3	0.0	0.0	0	0	0	0	0	0	0	0	0	0	0	0	0	0	0	0	0	0	W	40-9
12/08	at Patriots	P	2	1	1	0.0	0.0	0	0	0	0	0	0	0	0	0	0	0	2	2	0	0	0	0	0	W	23-16
12/15	Broncos	P	3	2	1	0.0	0.0	0	0	0	0	0	0	0	0	0	0	0	1	1	0	0	0	0	0	W	23-3
12/22	at Bears	P	3	3	0	0.0	0.0	0	0	0	0	0	0	0	0	0	0	0	0	0	0	0	0	0	0	W	26-3
12/29	Chargers	P	4	3	1	0.0	0.0	0	0	0	0	0	0	0	0	0	0	0	2	1	1	0	0	0	0	W	31-21
2019 TOTALS		16-1	50	30	20	0.0	0.0	1	4	1	0	0	0	0	1	0	0	0	6	5	1	0	1	0	0	12-4	

## 2019 GAME-BY-GAME POSTSEASON STATISTICS (CHIEFS)

			TACKLES							INTERCEPTIONS					O. FUMB			ST					MISC				
DATE	OPPONENT	P/S	TK	S	A	SK	YDS	TFL	YDS	QBH	NO	YDS	LG	TD	PD	FF	FR	YDS	TK	S	A	FF	FR	S	A	W/L	SCORE
01/12	Texans	P	4	2	2	0.0	0.0	0	0	0	0	0	0	0	0	0	0	0	0	0	0	0	0	0	0	W	51-31
01/19	Titans	P	1	1	0	0.0	0.0	0	0	0	0	0	0	0	0	0	0	0	0	0	0	0	0	0	0	W	35-24
2019 TOTALS		2-0	5	3	2	0.0	0.0	0	0	0	0	0	0	0	0	0	0	0	0	0	0	0	0	0	0	2-0	

#59

REGGIE RAGLAND

ALABAMA

4TH SEASON IN THE NFL | 3RD SEASON WITH THE CHIEFS

HEIGHT

6'2"

WEIGHT

252

BIRTHDAY

09/23/93

ACQUIRED

T (BUF)-17

LINEBACKER

## REGGIE RAGLAND'S NFL REGULAR SEASON DEFENSIVE STATISTICS



DATE	TEAM	GP	GS	TACKLES					YDS	QBH	INTERCEPTIONS					O. FUMB			ST					MISC	
				TK	S	A	TFL	YDS			NO	YDS	LG	TD	PD	FF	FR	YDS	TK	S	A	FF	FR	S	A
2016	Bills	0	0	0	0	0	0	0	0.0	0.0	0	0	0	0	0	0	0	0	0	0	0	0	0	0	0
2017	Chiefs	12	10	44	31	13	4	7	0.0	0.0	0	0	0	0	0	0	0	0	0	0	0	0	0	0	0
2018	Chiefs	16	15	86	46	40	2	1	0.5	3.5	1	1	67	67	0	1	0	0	0	0	0	0	0	0	0
2019	Chiefs	14	7	29	23	6	4	14	2.0	9.0	3	0	0	0	0	0	1	5	1	0	1	0	0	0	0
<b>NFL TOTALS</b>		<b>42</b>	<b>32</b>	<b>159</b>	<b>100</b>	<b>59</b>	<b>10</b>	<b>22</b>	<b>2.5</b>	<b>12.5</b>	<b>4</b>	<b>1</b>	<b>67</b>	<b>67</b>	<b>0</b>	<b>1</b>	<b>0</b>	<b>1</b>	<b>5</b>	<b>1</b>	<b>0</b>	<b>1</b>	<b>0</b>	<b>0</b>	<b>0</b>







## REGGIE RAGLAND'S NFL POSTSEASON DEFENSIVE STATISTICS



DATE	TEAM	GP	GS	TACKLES					YDS	SK	YDS	QBH	INTERCEPTIONS					O. FUMB			ST					MISC	
				TK	S	A	TFL	YDS					NO	YDS	LG	TD	PD	FF	FR	YDS	TK	S	A	FF	FR	S	A
2017	Chiefs	1	1	9	5	4	0	0	0.0	0.0	0	0	0	0	0	0	0	0	0	0	0	0	0	0	0	0	0
2018	Chiefs	2	2	14	9	5	0	0	0.0	0.0	0	1	0	0	0	1	0	0	0	0	0	0	0	0	0	0	0
2019	Chiefs	2	0	6	5	1	1	1	0.0	0.0	0	0	0	0	0	0	0	0	0	0	0	0	0	0	0	0	0
<b>NFL TOTALS</b>		<b>5</b>	<b>3</b>	<b>29</b>	<b>19</b>	<b>10</b>	<b>1</b>	<b>1</b>	<b>0.0</b>	<b>0.0</b>	<b>0</b>	<b>1</b>	<b>0</b>	<b>0</b>	<b>0</b>	<b>1</b>	<b>0</b>	<b>0</b>	<b>0</b>	<b>0</b>	<b>0</b>	<b>0</b>	<b>0</b>	<b>0</b>	<b>0</b>	<b>0</b>	<b>0</b>

## 2019 GAME-BY-GAME REGULAR SEASON STATISTICS (CHIEFS)

DATE	OPPONENT	P/S	TACKLES					YDS	QBH	INTERCEPTIONS					O. FUMB			ST					MISC		W/L	SCORE
			TK	S	A	SK	YDS			NO	YDS	LG	TD	PD	FF	FR	YDS	TK	S	A	FF	FR	S	A		
09/08	at Jaguars									INACTIVE															W	40-26
09/15	at Raiders									INACTIVE															W	28-10
09/22	Ravens	P	0	0	0	0.0	0.0	0	0	0	0	0	0	0	0	0	0	0	0	0	0	0	0	0	W	33-28
09/29	at Lions	P	1	1	0	0.0	0.0	0	0	0	0	0	0	0	0	0	0	0	0	0	0	0	0	0	W	34-30
10/06	Colts	P	0	0	0	0.0	0.0	0	0	0	0	0	0	0	0	0	0	1	0	1	0	0	0	0	L	13-19
10/13	Texans	P	1	1	0	0.0	0.0	1	2	0	0	0	0	0	0	0	0	0	0	0	0	0	0	0	L	24-31
10/17	at Broncos	S	2	2	0	1.0	6.0	1	6	1	0	0	0	0	0	1	5	0	0	0	0	0	0	0	W	30-6
10/27	Packers	S	4	2	2	0.0	0.0	0	0	0	0	0	0	0	0	0	0	0	0	0	0	0	0	0	L	24-31
11/03	Vikings	S	6	4	2	0.0	0.0	0	0	0	0	0	0	0	0	0	0	0	0	0	0	0	0	0	W	26-23
11/10	at Titans	S	1	1	0	0.0	0.0	0	0	0	0	0	0	0	0	0	0	0	0	0	0	0	0	0	L	32-35
11/18	at Chargers	S	3	2	1	0.0	0.0	0	0	0	0	0	0	0	0	0	0	0	0	0	0	0	0	0	W	24-17
12/01	Raiders	P	5	4	1	0.0	0.0	0	0	0	0	0	0	0	0	0	0	0	0	0	0	0	0	0	W	40-9
12/08	at Patriots	S	2	2	0	0.0	0.0	0	0	1	0	0	0	0	0	0	0	0	0	0	0	0	0	0	W	23-16
12/15	Broncos	S	1	1	0	0.0	0.0	0	0	0	0	0	0	0	0	0	0	0	0	0	0	0	0	0	W	23-3
12/22	at Bears	P	1	1	0	1.0	3.0	1	3	1	0	0	0	0	0	0	0	0	0	0	0	0	0	0	W	26-3
12/29	Chargers	P	2	2	0	0.0	0.0	1	3	0	0	0	0	0	0	0	0	0	0	0	0	0	0	0	W	31-21
<b>2019 TOTALS</b>		<b>14-7</b>	<b>29</b>	<b>23</b>	<b>6</b>	<b>2.0</b>	<b>9.0</b>	<b>4</b>	<b>14</b>	<b>3</b>	<b>0</b>	<b>0</b>	<b>0</b>	<b>0</b>	<b>0</b>	<b>0</b>	<b>1</b>	<b>5</b>	<b>1</b>	<b>0</b>	<b>1</b>	<b>0</b>	<b>0</b>	<b>0</b>	<b>0</b>	<b>12-4</b>

## 2019 GAME-BY-GAME POSTSEASON STATISTICS (CHIEFS)

			TACKLES								INTERCEPTIONS					O. FUMB			ST					MISC			
DATE	OPPONENT	P/S	TK	S	A	SK	YDS	TFL	YDS	QBH	NO	YDS	LG	TD	PD	FF	FR	YDS	TK	S	A	FF	FR	S	A	W/L	SCORE
01/12	Texans	P	4	3	1	0.0	0.0	1	1	0	0	0	0	0	0	0	0	0	0	0	0	0	0	0	0	W	51-31
01/19	Titans	P	2	2	0	0.0	0.0	0	0	0	0	0	0	0	0	0	0	0	0	0	0	0	0	0	0	W	35-24
2019 TOTALS		2-0	6	5	1	0.0	0.0	1	1	0	0	0	0	0	0	0	0	0	0	0	0	0	0	0	0	2-0	

# RYAN HUNTER

1ST SEASON IN THE NFL

1ST SEASON WITH THE CHIEFS

HEIGHT

6'3"

WEIGHT

316

BIRTHDAY

04/01/95

ACQUIRED

CFA-18

GUARD

## RYAN HUNTER'S NFL REGULAR SEASON STATISTICS



DATE	TEAM	GP	GS
2018	Chiefs	0	0
2019	Chiefs	3	0
<b>NFL TOTALS</b>		<b>3</b>	<b>0</b>







## RYAN HUNTER'S NFL POSTSEASON STATISTICS



DATE	TEAM	GP	GS
2018	Chiefs	0	0
2019	Chiefs	0	0
<b>NFL TOTALS</b>		<b>0</b>	<b>0</b>

## 2019 GAME-BY-GAME REGULAR SEASON STATISTICS (CHIEFS)

DATE	OPPONENT	P/S		W/L	SCORE
09/08	at Jaguars		INACTIVE	W	40-26
09/15	at Raiders		INACTIVE	W	28-10
09/22	Ravens	P		W	33-28
09/29	at Lions	P		W	34-30
10/06	Colts	P		L	13-19
10/13	Texans		PRACTICE SQUAD	L	24-31
10/17	at Broncos		PRACTICE SQUAD	W	30-6
10/27	Packers		PRACTICE SQUAD	L	24-31
11/03	Vikings		PRACTICE SQUAD	W	26-23
11/10	at Titans		PRACTICE SQUAD	L	32-35
11/18	at Chargers		PRACTICE SQUAD	W	24-17
12/01	Raiders		PRACTICE SQUAD	W	40-9
12/08	at Patriots		PRACTICE SQUAD	W	23-16
12/15	Broncos		PRACTICE SQUAD	W	23-3
12/22	at Bears		PRACTICE SQUAD	W	26-3
12/29	Chargers		PRACTICE SQUAD	W	31-21
<b>2019 TOTALS</b>		<b>3-0</b>		<b>12-4</b>	

## 2019 GAME-BY-GAME POSTSEASON STATISTICS (CHIEFS)

DATE	OPPONENT	P/S		W/L	SCORE
01/12	Texans		INACTIVE	W	51-31
01/19	Titans		INACTIVE	W	35-24
<b>2019 TOTALS</b>		<b>0-0</b>		<b>2-0</b>	

9TH SEASON IN THE NFL

1ST SEASON WITH THE CHIEFS

HEIGHT

6'3"

WEIGHT

305

BIRTHDAY

03/22/89

ACQUIRED

FA-19

PENN STATE

GUARD

## STEFEN WISNIEWSKI'S NFL REGULAR SEASON STATISTICS



DATE	TEAM	GP	GS
2011	Raiders	16	16
2012	Raiders	15	15
2013	Raiders	14	14
2014	Raiders	16	16
2015	Jaguars	16	16
2016	Eagles	16	6
2017	Eagles	14	11
2018	Eagles	16	7
2019	Chiefs	11	2
<b>NFL TOTALS</b>		<b>134</b>	<b>103</b>







## STEFEN WISNIEWSKI'S NFL POSTSEASON STATISTICS



DATE	TEAM	GP	GS
2017	Eagles	3	3
2018	Eagles	2	0
2019	Chiefs	2	2
<b>NFL TOTALS</b>		<b>7</b>	<b>5</b>

## 2019 GAME-BY-GAME REGULAR SEASON STATISTICS (CHIEFS)

DATE	OPPONENT	P/S		W/L	SCORE
09/08	at Jaguars		NOT ON ROSTER	W	40-26
09/15	at Raiders		NOT ON ROSTER	W	28-10
09/22	Ravens		NOT ON ROSTER	W	33-28
09/29	at Lions		NOT ON ROSTER	W	34-30
10/06	Colts		NOT ON ROSTER	L	13-19
10/13	Texans	P		L	24-31
10/17	at Broncos	P		W	30-6
10/27	Packers		NOT ON ROSTER	L	24-31
11/03	Vikings		NOT ON ROSTER	W	26-23
11/10	at Titans		NOT ON ROSTER	L	32-35
11/18	at Chargers		NOT ON ROSTER	W	24-17
12/01	Raiders	P		W	40-9
12/08	at Patriots		NOT ON ROSTER	W	23-16
12/15	Broncos		NOT ON ROSTER	W	23-3
12/22	at Bears		NOT ON ROSTER	W	26-3
12/29	Chargers	S		W	31-21
<b>2019 TOTALS</b>		<b>4-1</b>		<b>12-4</b>	

## 2019 GAME-BY-GAME POSTSEASON STATISTICS (CHIEFS)

DATE	OPPONENT	P/S		W/L	SCORE
01/12	Texans	S		W	51-31
01/19	Titans	S		W	35-24
<b>2019 TOTALS</b>		<b>2-2</b>		<b>2-0</b>	

HEIGHT

**6'3"**

WEIGHT

**300**

BIRTHDAY

**11/27/91**

ACQUIRED

**W (CLE)-18**

4TH SEASON IN THE NFL | 2ND SEASON WITH THE CHIEFS

SOUTH FLORIDA

CENTER

## AUSTIN REITER'S NFL REGULAR SEASON STATISTICS



DATE	TEAM	GP	GS
2015	Redskins	0	0
2016	Redskins	0	0
Went from <b>Washington</b> to <b>Cleveland</b> .			
2016	Browns	1	1
2016	<b>TOTAL</b>	<b>1</b>	<b>1</b>
2017	Browns	16	0
2018	Chiefs	11	4
2019	Chiefs	16	16
<b>NFL TOTALS</b>		<b>44</b>	<b>21</b>







## AUSTIN REITER'S NFL POSTSEASON STATISTICS



DATE	TEAM	GP	GS
2018	Chiefs	2	0
2019	Chiefs	2	2
<b>NFL TOTALS</b>		<b>4</b>	<b>2</b>

## 2019 GAME-BY-GAME REGULAR SEASON STATISTICS (CHIEFS)

DATE	OPPONENT	P/S	W/L	SCORE
09/08	at Jaguars	S	W	40-26
09/15	at Raiders	S	W	28-10
09/22	Ravens	S	W	33-28
09/29	at Lions	S	W	34-30
10/06	Colts	S	L	13-19
10/13	Texans	S	L	24-31
10/17	at Broncos	S	W	30-6
10/27	Packers	S	L	24-31
11/03	Vikings	S	W	26-23
11/10	at Titans	S	L	32-35
11/18	at Chargers	S	W	24-17
12/01	Raiders	S	W	40-9
12/08	at Patriots	S	W	23-16
12/15	Broncos	S	W	23-3
12/22	at Bears	S	W	26-3
12/29	Chargers	S	W	31-21
<b>2019 TOTALS</b>		<b>16-16</b>	<b>12-4</b>	

## 2019 GAME-BY-GAME POSTSEASON STATISTICS (CHIEFS)

DATE	OPPONENT	P/S	W/L	SCORE
01/12	Texans	S	W	51-31
01/19	Titans	S	W	35-24
<b>2019 TOTALS</b>		<b>2-2</b>	<b>2-0</b>	

# MIKE PENNEL

6TH SEASON IN THE NFL | 1ST SEASON WITH THE CHIEFS

HEIGHT: 6'4"

WEIGHT: 330

BIRTHDAY: 05/09/91

ACQUIRED: FA-19

COLORADO STATE-PUEBLO

DEFENSIVE TACKLE

## MIKE PENNEL'S NFL REGULAR SEASON DEFENSIVE STATISTICS



		TACKLES										INTERCEPTIONS					O. FUMB			ST					MISC	
DATE	TEAM	GP	GS	TK	S	A	TFL	YDS	SK	YDS	QBH	NO	YDS	LG	TD	PD	FF	FR	YDS	TK	S	A	FF	FR	S	A
2014	Packers	13	0	8	7	1	1	0	0.0	0.0	1	0	0	0	0	0	0	0	0	0	0	0	0	0	0	0
2015	Packers	16	5	25	16	9	2	2	1.0	0.0	4	0	0	0	0	0	1	0	0	0	0	0	0	0	0	0
2016	Packers	8	0	7	5	2	3	17	0.0	0.0	1	0	0	0	0	1	0	0	0	0	0	0	0	0	0	0
2017	Jets	16	3	35	20	15	0	0	0.0	0.0	1	0	0	0	0	0	0	0	0	0	0	0	0	0	0	0
2018	Jets	16	7	27	16	11	0	0	0.0	0.0	2	0	0	0	0	1	0	0	0	0	0	0	0	0	0	0
2019	Chiefs	8	0	24	13	11	2	11	1.0	8.0	2	0	0	0	0	0	0	0	0	0	0	0	0	0	0	0
NFL TOTALS		77	15	126	77	49	8	30	2.0	8.0	11	0	0	0	0	2	1	0	0	0	0	0	0	0	0	0







## MIKE PENNEL'S NFL POSTSEASON DEFENSIVE STATISTICS



DATE	TEAM	GP	GS	TACKLES					INTERCEPTIONS					O. FUMB			ST			MISC		
				TK	S	A	TFL	YDS	SK	YDS	QBH	NO	YDS	LG	TD	PD	FF	FR	YDS	TK	S	A
2014	Packers	2	0	1	1	0	0	0	0.0	0.0	0	0	0	0	0	0	0	0	0	0	0	0
2015	Packers	2	0	2	2	0	0	0	0.0	0.0	0	0	0	0	0	0	0	0	0	0	0	0
2016	Packers	0	0	0	0	0	0	0	0.0	0.0	0	0	0	0	0	0	0	0	0	0	0	0
2019	Chiefs	2	2	6	2	4	0	0	0.0	0.0	0	0	0	0	0	0	0	0	0	0	0	0
<b>NFL TOTALS</b>		<b>6</b>	<b>2</b>	<b>9</b>	<b>5</b>	<b>4</b>	<b>0</b>	<b>0</b>	<b>0.0</b>	<b>0.0</b>	<b>0</b>	<b>0</b>	<b>0</b>	<b>0</b>	<b>0</b>	<b>0</b>	<b>0</b>	<b>0</b>	<b>0</b>	<b>0</b>	<b>0</b>	<b>0</b>

## 2019 GAME-BY-GAME REGULAR SEASON STATISTICS (CHIEFS)

DATE	OPPONENT	P/S	TACKLES					INTERCEPTIONS					O. FUMB			ST			MISC			W/L	SCORE
			TK	S	A	SK	YDS	TFL	YDS	QBH	NO	YDS	LG	TD	PD	FF	FR	YDS	TK	S	A		
09/08	at Jaguars										NOT ON ROSTER											W	40-26
09/15	at Raiders										NOT ON ROSTER											W	28-10
09/22	Ravens										NOT ON ROSTER											W	33-28
09/29	at Lions										NOT ON ROSTER											W	34-30
10/06	Colts										NOT ON ROSTER											L	13-19
10/13	Texans										NOT ON ROSTER											L	24-31
10/17	at Broncos										NOT ON ROSTER											W	30-6
10/27	Packers	P	2	2	0	0.0	0.0	0	0	0	0	0	0	0	0	0	0	0	0	0	0	L	24-31
11/03	Vikings	P	3	1	2	0.0	0.0	0	0	0	0	0	0	0	0	0	0	0	0	0	0	W	26-23
11/10	at Titans										INACTIVE											L	32-35
11/18	at Chargers	P	3	2	1	1.0	8.0	2	11	2	0	0	0	0	0	0	0	0	0	0	0	W	24-17
12/01	Raiders	P	3	1	2	0.0	0.0	0	0	0	0	0	0	0	0	0	0	0	0	0	0	W	40-9
12/08	at Patriots	P	3	2	1	0.0	0.0	0	0	0	0	0	0	0	0	0	0	0	0	0	0	W	23-16
12/15	Broncos	P	3	1	2	0.0	0.0	0	0	0	0	0	0	0	0	0	0	0	0	0	0	W	23-3
12/22	at Bears	P	1	0	1	0.0	0.0	0	0	0	0	0	0	0	0	0	0	0	0	0	0	W	26-3
12/29	Chargers	P	6	4	2	0.0	0.0	0	0	0	0	0	0	0	0	0	0	0	0	0	0	W	31-21
<b>2019 TOTALS</b>		<b>8-0</b>	<b>24</b>	<b>13</b>	<b>11</b>	<b>1.0</b>	<b>8.0</b>	<b>2</b>	<b>11</b>	<b>2</b>	<b>0</b>	<b>0</b>	<b>0</b>	<b>0</b>	<b>0</b>	<b>0</b>	<b>0</b>	<b>0</b>	<b>0</b>	<b>0</b>	<b>0</b>	<b>12-4</b>	

## 2019 GAME-BY-GAME POSTSEASON STATISTICS (CHIEFS)

DATE	OPPONENT	P/S	TACKLES					INTERCEPTIONS					O. FUMB			ST			MISC			W/L	SCORE
			TK	S	A	SK	YDS	TFL	YDS	QBH	NO	YDS	LG	TD	PD	FF	FR	YDS	TK	S	A		
01/12	Texans	S	2	2	0	0.0	0.0	0	0	0	0	0	0	0	0	0	0	0	0	0	0	W	51-31
01/19	Titans	S	4	0	4	0.0	0.0	0	0	0	0	0	0	0	0	0	0	0	0	0	0	W	35-24
<b>2019 TOTALS</b>		<b>2-2</b>	<b>6</b>	<b>2</b>	<b>4</b>	<b>0.0</b>	<b>0.0</b>	<b>0</b>	<b>0</b>	<b>0</b>	<b>0</b>	<b>0</b>	<b>0</b>	<b>0</b>	<b>0</b>	<b>0</b>	<b>0</b>	<b>0</b>	<b>0</b>	<b>0</b>	<b>0</b>	<b>2-0</b>	

# JACKSON BARTON

ROOKIE

TACKLE

HEIGHT  
**6'7"**

WEIGHT  
**302**

BIRTHDAY  
**08/08/95**

ACQUIRED  
**FA-19**

## JACKSON BARTON'S NFL REGULAR SEASON STATISTICS



DATE	TEAM	GP	GS
2019	Colts	0	0
Went from <b>Indianapolis</b> to <b>Kansas City</b> .			
2019	Chiefs	0	0
2019	<b>TOTAL</b>	<b>0</b>	<b>0</b>
<b>NFL TOTALS</b>		<b>0</b>	<b>0</b>







## JACKSON BARTON'S NFL POSTSEASON STATISTICS



DATE	TEAM	GP	GS
2019	Chiefs	0	0
<b>NFL TOTALS</b>		<b>0</b>	<b>0</b>

## 2019 GAME-BY-GAME REGULAR SEASON STATISTICS (COLTS/CHIEFS)

DATE	OPPONENT	P/S		W/L	SCORE
09/08	at Chargers		PRACTICE SQUAD	L	24-30+
09/15	at Titans		PRACTICE SQUAD	W	19-17
09/22	Falcons		PRACTICE SQUAD	W	27-24
09/29	Raiders		PRACTICE SQUAD	L	24-31
10/06	at Chiefs		PRACTICE SQUAD	W	19-13
10/20	Texans		PRACTICE SQUAD	W	30-23
10/27	Broncos		PRACTICE SQUAD	W	15-13
11/03	at Steelers		PRACTICE SQUAD	L	24-26
11/10	Dolphins		PRACTICE SQUAD	L	12-16
			Went from <b>Colts</b> to <b>Chiefs</b> .		
11/18	at Chargers		INACTIVE	W	24-17
12/01	Raiders		INACTIVE	W	40-9
12/08	at Patriots		INACTIVE	W	23-16
12/15	Broncos		NOT ON ROSTER	W	23-3
12/22	at Bears		NOT ON ROSTER	W	26-3
12/29	Chargers		INACTIVE	W	31-21
<b>2019 TOTALS</b>		<b>0-0</b>		<b>11-4</b>	

+ - Overtime

## 2019 GAME-BY-GAME POSTSEASON STATISTICS (CHIEFS)

DATE	OPPONENT	P/S		W/L	SCORE
01/12	Texans		INACTIVE	W	51-31
01/19	Titans		INACTIVE	W	35-24
<b>2019 TOTALS</b>		<b>0-0</b>		<b>2-0</b>	

# MITCHELL SCHWARTZ

8TH SEASON IN THE NFL | 4TH SEASON WITH THE CHIEFS

HEIGHT: 6'5"

WEIGHT: 320

BIRTHDAY: 06/08/89

ACQUIRED: UFA-16

CALIFORNIA

TACKLE

## MITCHELL SCHWARTZ'S NFL REGULAR SEASON STATISTICS



DATE	TEAM	GP	GS
2012	Browns	16	16
2013	Browns	16	16
2014	Browns	16	16
2015	Browns	16	16
2016	Chiefs	16	16
2017	Chiefs	16	16
2018	Chiefs	16	16
2019	Chiefs	16	16
<b>NFL TOTALS</b>		<b>128</b>	<b>128</b>







## MITCHELL SCHWARTZ'S NFL POSTSEASON STATISTICS



DATE	TEAM	GP	GS
2016	Chiefs	1	1
2017	Chiefs	1	1
2018	Chiefs	2	2
2019	Chiefs	2	2
<b>NFL TOTALS</b>		<b>6</b>	<b>6</b>

## 2019 GAME-BY-GAME REGULAR SEASON STATISTICS (CHIEFS)

DATE	OPPONENT	P/S	W/L	SCORE
09/08	at Jaguars	S	W	40-26
09/15	at Raiders	S	W	28-10
09/22	Ravens	S	W	33-28
09/29	at Lions	S	W	34-30
10/06	Colts	S	L	13-19
10/13	Texans	S	L	24-31
10/17	at Broncos	S	W	30-6
10/27	Packers	S	L	24-31
11/03	Vikings	S	W	26-23
11/10	at Titans	S	L	32-35
11/18	at Chargers	S	W	24-17
12/01	Raiders	S	W	40-9
12/08	at Patriots	S	W	23-16
12/15	Broncos	S	W	23-3
12/22	at Bears	S	W	26-3
12/29	Chargers	S	W	31-21
<b>2019 TOTALS</b>		<b>16-16</b>	<b>12-4</b>	

## 2019 GAME-BY-GAME POSTSEASON STATISTICS (CHIEFS)

DATE	OPPONENT	P/S	W/L	SCORE
01/12	Texans	S	W	51-31
01/19	Titans	S	W	35-24
<b>2019 TOTALS</b>		<b>2-2</b>	<b>2-0</b>	

# #72

# ERIC FISHER

7TH SEASON IN THE NFL | 7TH SEASON WITH THE CHIEFS

HEIGHT  
**6'7"**

WEIGHT  
**315**

BIRTHDAY  
**01/05/91**

ACQUIRED  
**D1-13**

TACKLE

## ERIC FISHER'S NFL REGULAR SEASON STATISTICS



DATE	TEAM	GP	GS
2013	Chiefs	14	13
2014	Chiefs	16	16
2015	Chiefs	16	14
2016	Chiefs	16	16
2017	Chiefs	16	15
2018	Chiefs	16	16
2019	Chiefs	8	8
<b>NFL TOTALS</b>		<b>102</b>	<b>98</b>







## ERIC FISHER'S NFL POSTSEASON STATISTICS



DATE	TEAM	GP	GS
2013	Chiefs	0	0
2015	Chiefs	2	2
2016	Chiefs	1	1
2017	Chiefs	1	1
2018	Chiefs	2	2
2019	Chiefs	2	2
<b>NFL TOTALS</b>		<b>8</b>	<b>8</b>

## 2019 GAME-BY-GAME REGULAR SEASON STATISTICS (CHIEFS)

DATE	OPPONENT	P/S		W/L	SCORE
09/08	at Jaguars	S		W	40-26
09/15	at Raiders	S		W	28-10
09/22	Ravens		INACTIVE	W	33-28
09/29	at Lions		INACTIVE	W	34-30
10/06	Colts		INACTIVE	L	13-19
10/13	Texans		INACTIVE	L	24-31
10/17	at Broncos		INACTIVE	W	30-6
10/27	Packers		INACTIVE	L	24-31
11/03	Vikings		INACTIVE	W	26-23
11/10	at Titans		INACTIVE	L	32-35
11/18	at Chargers	S		W	24-17
12/01	Raiders	S		W	40-9
12/08	at Patriots	S		W	23-16
12/15	Broncos	S		W	23-3
12/22	at Bears	S		W	26-3
12/29	Chargers	S		W	31-21
<b>2019 TOTALS</b>		<b>8-8</b>		<b>12-4</b>	

## 2019 GAME-BY-GAME POSTSEASON STATISTICS (CHIEFS)

DATE	OPPONENT	P/S	W/L	SCORE
01/12	Texans	S	W	51-31
01/19	Titans	S	W	35-24
<b>2019 TOTALS</b>		<b>2-2</b>	<b>2-0</b>	

# #73

# NICK ALLEGRETTI

ILLINOIS

ROOKIE

HEIGHT

6'4"

WEIGHT

320

BIRTHDAY

04/21/96

ACQUIRED

07-19

GUARD

## NICK ALLEGRETTI'S NFL REGULAR SEASON STATISTICS



DATE	TEAM	GP	GS
2019	Chiefs	7	0
<b>NFL TOTALS</b>		<b>7</b>	<b>0</b>







## NICK ALLEGRETTI'S NFL POSTSEASON STATISTICS



DATE	TEAM	GP	GS
2019	Chiefs	2	0
<b>NFL TOTALS</b>		<b>2</b>	<b>0</b>

## 2019 GAME-BY-GAME REGULAR SEASON STATISTICS (CHIEFS)

DATE	OPPONENT	P/S		W/L	SCORE
09/08	at Jaguars		INACTIVE	W	40-26
09/15	at Raiders		INACTIVE	W	28-10
09/22	Ravens		INACTIVE	W	33-28
09/29	at Lions		INACTIVE	W	34-30
10/06	Colts		INACTIVE	L	13-19
10/13	Texans	P		L	24-31
10/17	at Broncos	P		W	30-6
10/27	Packers	P		L	24-31
11/03	Vikings	P		W	26-23
11/10	at Titans	P		L	32-35
11/18	at Chargers		INACTIVE	W	24-17
12/01	Raiders		INACTIVE	W	40-9
12/08	at Patriots		INACTIVE	W	23-16
12/15	Broncos		INACTIVE	W	23-3
12/22	at Bears	P		W	26-3
12/29	Chargers	P		W	31-21
<b>2019 TOTALS</b>		<b>7-0</b>		<b>12-4</b>	

## 2019 GAME-BY-GAME POSTSEASON STATISTICS (CHIEFS)

DATE	OPPONENT	P/S	W/L	SCORE
01/12	Texans	P	W	51-31
01/19	Titans	P	W	35-24
<b>2019 TOTALS</b>		<b>2-0</b>	<b>2-0</b>	

# #75

## CAM ERVING

5TH SEASON IN THE NFL | 3RD SEASON WITH THE CHIEFS

HEIGHT: 6'5"

WEIGHT: 313

BIRTHDAY: 08/23/92

ACQUIRED: T (CLE)-17

FLORIDA STATE

TACKLE

## CAM ERVING'S NFL REGULAR SEASON STATISTICS



DATE	TEAM	GP	GS
2015	Browns	16	4
2016	Browns	13	13
2017	Chiefs	13	4
2018	Chiefs	14	13
2019	Chiefs	13	8
<b>NFL TOTALS</b>		<b>69</b>	<b>42</b>







## CAM ERVING'S NFL POSTSEASON STATISTICS



DATE	TEAM	GP	GS
2017	Chiefs	0	0
2018	Chiefs	2	2
2019	Chiefs	0	0
<b>NFL TOTALS</b>		<b>2</b>	<b>2</b>

## 2019 GAME-BY-GAME REGULAR SEASON STATISTICS (CHIEFS)

DATE	OPPONENT	P/S		W/L	SCORE
09/08	at Jaguars		DID NOT PLAY	W	40-26
09/15	at Raiders	P		W	28-10
09/22	Ravens	S		W	33-28
09/29	at Lions	S		W	34-30
10/06	Colts	S		L	13-19
10/13	Texans	S		L	24-31
10/17	at Broncos	S		W	30-6
10/27	Packers	S		L	24-31
11/03	Vikings	S		W	26-23
11/10	at Titans	S		L	32-35
11/18	at Chargers	P		W	24-17
12/01	Raiders		DID NOT PLAY	W	40-9
12/08	at Patriots	P		W	23-16
12/15	Broncos	P		W	23-3
12/22	at Bears		DID NOT PLAY	W	26-3
12/29	Chargers	P		W	31-21
<b>2019 TOTALS</b>		<b>13-8</b>		<b>12-4</b>	

## 2019 GAME-BY-GAME POSTSEASON STATISTICS (CHIEFS)

DATE	OPPONENT	P/S		W/L	SCORE
01/12	Texans		DID NOT PLAY	W	51-31
01/19	Titans		DID NOT PLAY	W	35-24
<b>2019 TOTALS</b>		<b>0-0</b>		<b>2-0</b>	

#76

LAURENT

**DUVERNAY-TARDIF**

6TH SEASON IN THE NFL | 6TH SEASON WITH THE CHIEFS

HEIGHT

**6'5"**

WEIGHT

**321**

BIRTHDAY

**02/11/91**

ACQUIRED

**D6b-14**

MCGILL

GUARD

## LAURENT DUVERNAY-TARDIF'S NFL REGULAR SEASON STATISTICS



DATE	TEAM	GP	GS
2014	Chiefs	0	0
2015	Chiefs	16	13
2016	Chiefs	14	14
2017	Chiefs	11	11
2018	Chiefs	5	5
2019	Chiefs	14	14
<b>NFL TOTALS</b>		<b>60</b>	<b>57</b>







## LAURENT DUVERNAY-TARDIF'S NFL POSTSEASON STATISTICS



DATE	TEAM	GP	GS
2015	Chiefs	1	1
2016	Chiefs	1	1
2017	Chiefs	1	1
2018	Chiefs	0	0
2019	Chiefs	2	2
<b>NFL TOTALS</b>		<b>5</b>	<b>5</b>

## 2019 GAME-BY-GAME REGULAR SEASON STATISTICS (CHIEFS)

DATE	OPPONENT	P/S	W/L	SCORE
09/08	at Jaguars	S	W	40-26
09/15	at Raiders	S	W	28-10
09/22	Ravens	S	W	33-28
09/29	at Lions	S	W	34-30
10/06	Colts	S	L	13-19
10/13	Texans	S	L	24-31
10/17	at Broncos	S	W	30-6
10/27	Packers	S	L	24-31
11/03	Vikings	INACTIVE INACTIVE	W	26-23
11/10	at Titans		L	32-35
11/18	at Chargers	S	W	24-17
12/01	Raiders	S	W	40-9
12/08	at Patriots	S	W	23-16
12/15	Broncos	S	W	23-3
12/22	at Bears	S	W	26-3
12/29	Chargers	S	W	31-21
<b>2019 TOTALS</b>		<b>14-14</b>	<b>12-4</b>	

## 2019 GAME-BY-GAME POSTSEASON STATISTICS (CHIEFS)

DATE	OPPONENT	P/S	W/L	SCORE
01/12	Texans	S	W	51-31
01/19	Titans	S	W	35-24
<b>2019 TOTALS</b>		<b>2-2</b>	<b>2-0</b>	

#77

ANDREW WYLLIE

2ND SEASON IN THE NFL | 3RD SEASON WITH THE CHIEFS

HEIGHT

6'6"

WEIGHT

309

BIRTHDAY

08/19/94

ACQUIRED

FA-17

EASTERN MICHIGAN

GUARD





## ANDREW WYLIE'S NFL REGULAR SEASON STATISTICS



DATE	TEAM	GP	GS	
2017	Colts	0	0	
2017	Browns	0	0	Went from <b>Indianapolis</b> to <b>Cleveland</b> .
2017	Chargers	0	0	Went from <b>Cleveland</b> to <b>L.A. Chargers</b> .
2017	Chiefs	0	0	Went from <b>L.A. Chargers</b> to <b>Kansas City</b> .
2017	<b>TOTAL</b>	<b>0</b>	<b>0</b>	
2018	Chiefs	16	10	
2019	Chiefs	11	11	
<b>NFL TOTALS</b>		<b>27</b>	<b>21</b>	

## ANDREW WYLIE'S NFL POSTSEASON STATISTICS



DATE	TEAM	GP	GS	
2017	Chiefs	0	0	
2018	Chiefs	2	2	
2019	Chiefs	0	0	
<b>NFL TOTALS</b>		<b>2</b>	<b>2</b>	

## 2019 GAME-BY-GAME REGULAR SEASON STATISTICS (CHIEFS)

DATE	OPPONENT	P/S		W/L	SCORE
09/08	at Jaguars	S		W	40-26
09/15	at Raiders	S		W	28-10
09/22	Ravens	S		W	33-28
09/29	at Lions	S		W	34-30
10/06	Colts	S		L	13-19
10/13	Texans		INACTIVE	L	24-31
10/17	at Broncos		INACTIVE	W	30-6
10/27	Packers		INACTIVE	L	24-31
11/03	Vikings	S		W	26-23
11/10	at Titans	S		L	32-35
11/18	at Chargers	S		W	24-17
12/01	Raiders	S		W	40-9
12/08	at Patriots	S		W	23-16
12/15	Broncos	S		W	23-3
12/22	at Bears		INACTIVE	W	26-3
12/29	Chargers		INACTIVE	W	31-21
<b>2019 TOTALS</b>		<b>11-11</b>		<b>12-4</b>	

## 2019 GAME-BY-GAME POSTSEASON STATISTICS (CHIEFS)

DATE	OPPONENT	P/S		W/L	SCORE
01/12	Texans		INACTIVE	W	51-31
01/19	Titans		INACTIVE	W	35-24
<b>2019 TOTALS</b>		<b>0-0</b>		<b>2-0</b>	






## #81



## BLAKE BELL

OKLAHOMA



TIGHT END

5TH SEASON IN THE NFL | 1ST SEASON WITH THE CHIEFS

HEIGHT

6'6"

WEIGHT

252

BIRTHDAY

08/07/91

ACQUIRED

FA-19

### BLAKE BELL'S NFL REGULAR SEASON RUSHING/RECEIVING STATISTICS



DATE	TEAM	GP	GS	RECEIVING					RUSHING				
				NO.	YDS	AVG	LG	TD	NO.	YDS.	AVG.	LG	TD
2015	49ers	14	5	15	186	12.4	48	0	0	0	0.0	0	0
2016	49ers	13	0	4	85	21.3	45	0	0	0	0.0	0	0
2017	Vikings	13	3	3	19	6.3	12	0	0	0	0.0	0	0
2018	Vikings	0	0	0	0	0.0	0	0	0	0	0.0	0	0
Went from Minnesota to Jacksonville.													
2018	Jaguars	10	4	8	67	8.4	16	0	0	0	0.0	0	0
2018	TOTAL	10	4	8	67	8.4	16	0	0	0	0.0	0	0
2019	Chiefs	15	7	8	67	8.4	30	0	0	0	0.0	0	0
NFL TOTALS		65	19	38	424	11.2	48	0	0	0	0.0	0	0

### BLAKE BELL'S NFL POSTSEASON RUSHING/RECEIVING STATISTICS



DATE	TEAM	GP	GS	RECEIVING					RUSHING				
				NO.	YDS	AVG	LG	TD	NO.	YDS.	AVG.	LG	TD
2017	Vikings	0	0	0	0	0.0	0	0	0	0	0.0	0	0
2019	Chiefs	2	0	2	15	7.5	8t	1	0	0	0.0	0	0
NFL TOTALS		2	0	2	15	7.5	8t	1	0	0	0.0	0	0

### BLAKE BELL'S NFL REGULAR SEASON RETURN STATISTICS



KICKOFF RETURNS							PUNT RETURNS					
DATE	TEAM	RET.	YDS.	AVG.	LG	TD	NO.	FC	YDS	AVG	LG	TD
2015	49ers	0	0	0.0	0	0	0	0	0	0.0	0	0
2016	49ers	0	0	0.0	0	0	0	0	0	0.0	0	0
2017	Vikings	0	0	0.0	0	0	0	0	0	0.0	0	0
2018	Vikings	0	0	0.0	0	0	0	0	0	0.0	0	0
Went from Minnesota to Jacksonville.												
2018	Jaguars	1	9	9.0	9	0	0	0	0	0.0	0	0
2018	TOTAL	1	9	9.0	9	0	0	0	0	0.0	0	0
2019	Chiefs	0	0	0.0	0	0	0	0	0	0.0	0	0
NFL TOTALS		1	9	9.0	9	0	0	0	0	0.0	0	0

### BLAKE BELL'S NFL POSTSEASON RETURN STATISTICS



KICKOFF RETURNS							PUNT RETURNS					
DATE	TEAM	RET.	YDS.	AVG.	LG	TD	NO.	FC	YDS	AVG	LG	TD
2017	Vikings	0	0	0.0	0	0	0	0	0	0.0	0	0
2019	Chiefs	0	0	0.0	0	0	0	0	0	0.0	0	0
NFL TOTALS		0	0	0.0	0	0	0	0	0	0.0	0	0





## 2019 GAME-BY-GAME REGULAR SEASON STATISTICS (CHIEFS)

2019 GAME BY GAME REGULAR SEASON STATISTICS (CHIEFS)															
DATE	OPPONENT	P/S	RECEIVING					RUSHING					W/L	SCORE	
			NO	YDS	AVG	LG	TD	NO	YDS	AVG	LG	TD			
09/08	at Jaguars	P	1	7	7.0	7	0	0	0	0.0	0	0	W	40-26	
09/15	at Raiders	S	0	0	0.0	0	0	0	0	0.0	0	0	W	28-10	
09/22	Ravens	S	1	1	1.0	1	0	0	0	0.0	0	0	W	33-28	
09/29	at Lions	P	0	0	0.0	0	0	0	0	0.0	0	0	W	34-30	
10/06	Colts	S	0	0	0.0	0	0	0	0	0.0	0	0	L	13-19	
10/13	Texans	S	0	0	0.0	0	0	0	0	0.0	0	0	L	24-31	
10/17	at Broncos	S	0	0	0.0	0	0	0	0	0.0	0	0	W	30-6	
10/27	Packers	P	0	0	0.0	0	0	0	0	0.0	0	0	L	24-31	
11/03	Vikings	S	1	2	2.0	2	0	0	0	0.0	0	0	W	26-23	
11/10	at Titans	P	0	0	0.0	0	0	0	0	0.0	0	0	L	32-35	
11/18	at Chargers						INACTIVE						W	24-17	
12/01	Raiders	P	0	0	0.0	0	0	0	0	0.0	0	0	W	40-9	
12/08	at Patriots	P	0	0	0.0	0	0	0	0	0.0	0	0	W	23-16	
12/15	Broncos	P	2	41	20.5	30	0	0	0	0.0	0	0	W	23-3	
12/22	at Bears	S	2	15	7.5	10	0	0	0	0.0	0	0	W	26-3	
12/29	Chargers	P	1	1	1.0	1	0	0	0	0.0	0	0	W	31-21	
2019 TOTALS		15-7	8	67	8.4	30	0	0	0	0.0	0	0	12-4		

## 2019 GAME-BY-GAME POSTSEASON STATISTICS (CHIEFS)

2019 GAME BY GAME POST SEASON STATISTICS (GAMES)														
DATE	OPPONENT	P/S	RECEIVING					RUSHING					W/L	SCORE
			NO	YDS	AVG	LG	TD	NO	YDS	AVG	LG	TD		
01/12	Texans	P	2	15	7.5	8t	1	0	0	0.0	0	0	W	51-31
01/19	Titans	P	0	0	0.0	0	0	0	0	0.0	0	0	W	35-24
2019 TOTALS		2-0	2	15	7.5	8t	1	0	0	0.0	0	0	2-0	

DEON YELDER

2ND SEASON IN THE NFL | 2ND SEASON WITH THE CHIEFS

HEIGHT: 6'4" | WEIGHT: 255 | BIRTHDAY: 03/06/95 | ACQUIRED: FA-18

WESTERN KENTUCKY

TIGHT END

## DEON YELDER'S NFL REGULAR SEASON RUSHING/RECEIVING STATISTICS

RECEIVING															RUSHING				
DATE	TEAM	GP	GS	NO.	YDS	AVG	LG	TD	NO.	YDS.	AVG.	LG	TD						
2018	Saints	0	0	0	0	0.0	0	0	0	0	0.0	0	0						
Went from New Orleans to Kansas City.																			
2018	Chiefs	3	0	0	0	0.0	0	0	0	0	0.0	0	0						
2018	TOTAL	3	0	0	0	0.0	0	0	0	0	0.0	0	0						
2019	Chiefs	9	1	3	50	16.7	24	0	0	0	0.0	0	0						
NFL TOTALS		12	1	3	50	16.7	24	0	0	0	0.0	0	0						

## DEON YELDER'S NFL POSTSEASON RUSHING/RECEIVING STATISTICS

RECEIVING														RUSHING				
DATE	TEAM	GP	GS	NO.	YDS	AVG	LG	TD	NO.	YDS.	AVG.	LG	TD					
2018	Chiefs	0	0	0	0	0.0	0	0	0	0	0.0	0	0					
2019	Chiefs	2	0	1	11	11.0	11	0	0	0	0.0	0	0					
NFL TOTALS		2	0	1	11	11.0	11	0	0	0	0.0	0	0					







## DEON YELDER'S NFL REGULAR SEASON RETURN STATISTICS



DATE	TEAM	KICKOFF RETURNS					PUNT RETURNS					
		RET.	YDS.	AVG.	LG	TD	NO.	FC	YDS	AVG	LG	TD
2018	Saints	0	0	0.0	0	0	0	0	0	0.0	0	0
Went from <b>New Orleans</b> to <b>Kansas City</b> .												
2018	Chiefs	0	0	0.0	0	0	0	0	0	0.0	0	0
2018	<b>TOTAL</b>	<b>0</b>	<b>0</b>	<b>0.0</b>	<b>0</b>	<b>0</b>	<b>0</b>	<b>0</b>	<b>0</b>	<b>0.0</b>	<b>0</b>	<b>0</b>
2019	Chiefs	0	0	0.0	0	0	0	0	0	0.0	0	0
<b>NFL TOTALS</b>		<b>0</b>	<b>0</b>	<b>0.0</b>	<b>0</b>	<b>0</b>	<b>0</b>	<b>0</b>	<b>0</b>	<b>0.0</b>	<b>0</b>	<b>0</b>

## DEON YELDER'S NFL POSTSEASON RETURN STATISTICS



DATE	TEAM	KICKOFF RETURNS					PUNT RETURNS					
		RET.	YDS.	AVG.	LG	TD	NO.	FC	YDS	AVG	LG	TD
2018	Chiefs	0	0	0.0	0	0	0	0	0	0.0	0	0
2019	Chiefs	0	0	0.0	0	0	0	0	0	0.0	0	0
<b>NFL TOTALS</b>		<b>0</b>	<b>0</b>	<b>0.0</b>	<b>0</b>	<b>0</b>	<b>0</b>	<b>0</b>	<b>0</b>	<b>0.0</b>	<b>0</b>	<b>0</b>

## 2019 GAME-BY-GAME REGULAR SEASON STATISTICS (CHIEFS)

DATE	OPPONENT	P/S	RECEIVING					RUSHING					W/L	SCORE
			NO	YDS	AVG	LG	TD	NO	YDS	AVG	LG	TD		
09/08	at Jaguars							INACTIVE					W	40-26
09/15	at Raiders							INACTIVE					W	28-10
09/22	Ravens	P	0	0	0.0	0	0	0	0	0.0	0	0	W	33-28
09/29	at Lions	P	2	43	21.5	24	0	0	0	0.0	0	0	W	34-30
10/06	Colts	P	0	0	0.0	0	0	0	0	0.0	0	0	L	13-19
10/13	Texans	P	0	0	0.0	0	0	0	0	0.0	0	0	L	24-31
10/17	at Broncos	P	0	0	0.0	0	0	0	0	0.0	0	0	W	30-6
10/27	Packers	P	0	0	0.0	0	0	0	0	0.0	0	0	L	24-31
11/03	Vikings	P	0	0	0.0	0	0	0	0	0.0	0	0	W	26-23
11/10	at Titans	P	1	7	7.0	7	0	0	0	0.0	0	0	L	32-35
11/18	at Chargers	S	0	0	0.0	0	0	0	0	0.0	0	0	W	24-17
12/01	Raiders							INACTIVE					W	40-9
12/08	at Patriots							INACTIVE					W	23-16
12/15	Broncos							INACTIVE					W	23-3
12/22	at Bears							INACTIVE					W	26-3
12/29	Chargers							INACTIVE					W	31-21
<b>2019 TOTALS</b>		<b>9-1</b>	<b>3</b>	<b>50</b>	<b>16.7</b>	<b>24</b>	<b>0</b>	<b>0</b>	<b>0</b>	<b>0.0</b>	<b>0</b>	<b>0</b>	<b>12-4</b>	

## 2019 GAME-BY-GAME POSTSEASON STATISTICS (CHIEFS)

DATE	OPPONENT	P/S	RECEIVING					RUSHING					W/L	SCORE
			NO	YDS	AVG	LG	TD	NO	YDS	AVG	LG	TD		
01/12	Texans	P	1	11	11.0	11	0	0	0	0.0	0	0	W	51-31
01/19	Titans	P	0	0	0.0	0	0	0	0	0.0	0	0	W	35-24
<b>2019 TOTALS</b>		<b>2-0</b>	<b>1</b>	<b>11</b>	<b>11.0</b>	<b>11</b>	<b>0</b>	<b>0</b>	<b>0</b>	<b>0.0</b>	<b>0</b>	<b>0</b>	<b>2-0</b>	

#87

TRAVIS KELCE

0000

16 17 18 19

CINCINNATI

7TH SEASON IN THE NFL | 7TH SEASON WITH THE CHIEFS

HEIGHT

6'5"

WEIGHT

260

BIRTHDAY

10/05/89

ACQUIRED

D3a-13

TIGHT END





## TRAVIS KELCE'S NFL REGULAR SEASON RUSHING/RECEIVING STATISTICS



DATE	TEAM	GP	GS	RECEIVING					RUSHING				
				NO.	YDS	AVG	LG	TD	NO.	YDS.	AVG.	LG	TD
2013	Chiefs	1	0	0	0	0.0	0	0	0	0	0.0	0	0
2014	Chiefs	16	11	67	862	12.9	34	5	0	0	0.0	0	0
2015	Chiefs	16	16	72	875	12.2	42t	5	0	0	0.0	0	0
2016	Chiefs	16	15	85	1,125	13.2	80t	4	1	-5	-5.0	-5	0
2017	Chiefs	15	15	83	1,038	12.5	44	8	2	7	3.5	4	0
2018	Chiefs	16	16	103	1,336	13.0	43	10	0	0	0.0	0	0
2019	Chiefs	16	16	97	1,229	12.7	47	5	1	4	4.0	4t	1
<b>NFL TOTALS</b>		<b>96</b>	<b>89</b>	<b>507</b>	<b>6,465</b>	<b>12.8</b>	<b>80t</b>	<b>37</b>	<b>4</b>	<b>6</b>	<b>1.5</b>	<b>4t</b>	<b>1</b>

## TRAVIS KELCE'S NFL POSTSEASON RUSHING/RECEIVING STATISTICS



DATE	TEAM	GP	GS	RECEIVING					RUSHING				
				NO.	YDS	AVG	LG	TD	NO.	YDS.	AVG.	LG	TD
2013	Chiefs	0	0	0	0	0.0	0	0	0	0	0.0	0	0
2015	Chiefs	2	2	14	151	10.8	48	0	0	0	0.0	0	0
2016	Chiefs	1	1	5	77	15.4	24	0	0	0	0.0	0	0
2017	Chiefs	1	1	4	66	16.5	27	1	0	0	0.0	0	0
2018	Chiefs	2	2	10	131	13.1	30	1	0	0	0.0	0	0
2019	Chiefs	2	2	13	164	12.6	28	3	0	0	0.0	0	0
<b>NFL TOTALS</b>		<b>8</b>	<b>8</b>	<b>46</b>	<b>589</b>	<b>12.8</b>	<b>48</b>	<b>5</b>	<b>0</b>	<b>0</b>	<b>0.0</b>	<b>0</b>	<b>0</b>

## 2019 GAME-BY-GAME REGULAR SEASON STATISTICS (CHIEFS)

DATE	OPPONENT	P/S	RECEIVING					RUSHING					W/L	SCORE
			NO	YDS	AVG	LG	TD	NO	YDS	AVG	LG	TD		
09/08	at Jaguars	S	3	88	29.3	42	0	0	0	0.0	0	0	W	40-26
09/15	at Raiders	S	7	107	15.3	34	1	0	0	0.0	0	0	W	28-10
09/22	Ravens	S	7	89	12.7	21	0	0	0	0.0	0	0	W	33-28
09/29	at Lions	S	7	85	12.1	18	0	0	0	0.0	0	0	W	34-30
10/06	Colts	S	4	70	17.5	24	0	0	0	0.0	0	0	L	13-19
10/13	Texans	S	4	58	14.5	18	0	0	0	0.0	0	0	L	24-31
10/17	at Broncos	S	6	44	7.3	13	0	0	0	0.0	0	0	W	30-6
10/27	Packers	S	4	63	15.8	29t	1	0	0	0.0	0	0	L	24-31
11/03	Vikings	S	7	62	8.9	17	0	0	0	0.0	0	0	W	26-23
11/10	at Titans	S	7	75	10.7	17	1	0	0	0.0	0	0	L	32-35
11/18	at Chargers	S	7	92	13.1	31	1	0	0	0.0	0	0	W	24-17
12/01	Raiders	S	5	90	18.0	47	0	0	0	0.0	0	0	W	40-9
12/08	at Patriots	S	7	66	9.4	20	0	1	4	4.0	4t	1	W	23-16
12/15	Broncos	S	11	142	12.9	21	0	0	0	0.0	0	0	W	23-3
12/22	at Bears	S	8	74	9.3	13	1	0	0	0.0	0	0	W	26-3
12/29	Chargers	S	3	24	8.0	11	0	0	0	0.0	0	0	W	31-21
<b>2019 TOTALS</b>		<b>16-16</b>	<b>97</b>	<b>1,229</b>	<b>12.7</b>	<b>47</b>	<b>5</b>	<b>1</b>	<b>4</b>	<b>4.0</b>	<b>4t</b>	<b>1</b>	<b>12-4</b>	

## 2019 GAME-BY-GAME POSTSEASON STATISTICS (CHIEFS)

DATE	OPPONENT	P/S	RECEIVING					RUSHING					W/L	SCORE
			NO	YDS	AVG	LG	TD	NO	YDS	AVG	LG	TD		
01/12	Texans	S	10	134	13.4	28	3	0	0	0.0	0	0	W	51-31
01/19	Titans	S	3	30	10.0	18	0	0	0	0.0	0	0	W	35-24
<b>2019 TOTALS</b>		<b>2-2</b>	<b>13</b>	<b>164</b>	<b>12.6</b>	<b>28</b>	<b>3</b>	<b>0</b>	<b>0</b>	<b>0.0</b>	<b>0</b>	<b>0</b>	<b>2-0</b>	

## 2019 GAME-BY-GAME POSTSEASON STATISTICS (CHIEFS)

			PASSING												RUSHING					
DATE	OPPONENT	P/S	ATT	CMP	YDS	PCT	Y/A	Y/C	TD	INT	LG	SK/YD	RATE	ATT	YDS	LG	TD	W/L	SCORE	
01/12	Texans	S	0	0	0	0.0	0.0	0.0	0	0	0	0/0	0.0	0	0	0	0	W	51-31	
01/19	Titans	S	0	0	0	0.0	0.0	0.0	0	0	0	0/0	0.0	0	0	0	0	W	35-24	
2019 TOTALS		2-2	0	0	0	0.0	0.0	0.0	0	0	0	0/0	0.0	0	0	0	0	2-0		





## #91

# DERRICK NNADI

2ND SEASON IN THE NFL | 2ND SEASON WITH THE CHIEFS

FLORIDA STATE

DEFENSIVE TACKLE

HEIGHT

## 6'1"

WEIGHT

## 312

BIRTHDAY

## 05/09/96

ACQUIRED

## D3a-18

### DERRICK NNADI'S NFL REGULAR SEASON DEFENSIVE STATISTICS



		TACKLES										INTERCEPTIONS					O. FUMB			ST					MISC	
DATE	TEAM	GP	GS	TK	S	A	TFL	YDS	SK	YDS	QBH	NO	YDS	LG	TD	PD	FF	FR	YDS	TK	S	A	FF	FR	S	A
2018	Chiefs	16	11	35	17	18	0	0	0.0	0.0	0	0	0	0	0	0	0	0	0	0	0	0	0	0	0	0
2019	Chiefs	16	16	48	18	30	3	3	1.0	1.0	1	1	0	0	0	1	1	0	0	0	0	0	0	0	0	0
NFL TOTALS		32	27	83	35	48	3	3	1.0	1.0	1	1	0	0	0	1	1	0	0	0	0	0	0	0	0	0

### DERRICK NNADI'S NFL POSTSEASON DEFENSIVE STATISTICS



		TACKLES										INTERCEPTIONS					O. FUMB			ST					MISC	
DATE	TEAM	GP	GS	TK	S	A	TFL	YDS	SK	YDS	QBH	NO	YDS	LG	TD	PD	FF	FR	YDS	TK	S	A	FF	FR	S	A
2018	Chiefs	2	2	8	1	7	1	6	0.0	0.0	1	0	0	0	0	0	0	0	0	0	0	0	0	0	0	0
2019	Chiefs	2	2	3	1	2	0	0	0.0	0.0	0	0	0	0	0	0	0	0	0	0	0	0	0	0	0	0
NFL TOTALS		4	4	11	2	9	1	6	0.0	0.0	1	0	0	0	0	0	0	0	0	0	0	0	0	0	0	0

### 2019 GAME-BY-GAME REGULAR SEASON STATISTICS (CHIEFS)

			TACKLES								INTERCEPTIONS					O. FUMB			ST				MISC				
DATE	OPPONENT	P/S	TK	S	A	SK	YDS	TFL	YDS	QBH	NO	YDS	LG	TD	PD	FF	FR	YDS	TK	S	A	FF	FR	S	A	W/L	SCORE
09/08	at Jaguars	S	3	0	3	0.0	0.0	0	0	0	0	0	0	0	0	0	0	0	0	0	0	0	0	0	0	W	40-26
09/15	at Raiders	S	1	1	0	0.0	0.0	0	0	0	0	0	0	0	0	0	0	0	0	0	0	0	0	0	0	W	28-10
09/22	Ravens	S	4	2	2	0.0	0.0	0	0	0	0	0	0	0	0	0	0	0	0	0	0	0	0	0	0	W	33-28
09/29	at Lions	S	9	5	4	1.0	1.0	0	0	0	0	0	0	0	0	1	0	0	0	0	0	0	0	0	0	W	34-30
10/06	Colts	S	6	2	4	0.0	0.0	0	0	0	0	0	0	0	0	0	0	0	0	0	0	0	0	0	0	L	13-19
10/13	Texans	S	3	1	2	0.0	0.0	0	0	0	0	0	0	0	0	0	0	0	0	0	0	0	0	0	0	L	24-31
10/17	at Broncos	S	2	1	1	0.0	0.0	1	1	0	0	0	0	0	0	0	0	0	0	0	0	0	0	0	0	W	30-6
10/27	Packers	S	2	0	2	0.0	0.0	0	0	1	0	0	0	0	0	0	0	0	0	0	0	0	0	0	0	L	24-31
11/03	Vikings	S	6	2	4	0.0	0.0	0	0	0	0	0	0	0	0	0	0	0	0	0	0	0	0	0	0	W	26-23
11/10	at Titans	S	1	1	0	0.0	0.0	0	0	0	0	0	0	0	0	0	0	0	0	0	0	0	0	0	0	L	32-35
11/18	at Chargers	S	1	0	1	0.0	0.0	0	0	0	1	0	0	0	1	0	0	0	0	0	0	0	0	0	0	W	24-17
12/01	Raiders	S	3	0	3	0.0	0.0	0	0	0	0	0	0	0	0	0	0	0	0	0	0	0	0	0	0	W	40-9
12/08	at Patriots	S	3	2	1	0.0	0.0	2	2	0	0	0	0	0	0	0	0	0	0	0	0	0	0	0	0	W	23-16
12/15	Broncos	S	0	0	0	0.0	0.0	0	0	0	0	0	0	0	0	0	0	0	0	0	0	0	0	0	0	W	23-3
12/22	at Bears	S	1	1	0	0.0	0.0	0	0	0	0	0	0	0	0	0	0	0	0	0	0	0	0	0	0	W	26-3
12/29	Chargers	S	3	0	3	0.0	0.0	0	0	0	0	0	0	0	0	0	0	0	0	0	0	0	0	0	0	W	31-21
2019 TOTALS		16-16	48	18	30	1.0	1.0	3	3	1	1	0	0	0	1	1	0	0	0	0	0	0	0	0	0	12-4	

### 2019 GAME-BY-GAME POSTSEASON STATISTICS (CHIEFS)

			TACKLES							INTERCEPTIONS					O. FUMB			ST				MISC					
DATE	OPPONENT	P/S	TK	S	A	SK	YDS	TFL	YDS	QBH	NO	YDS	LG	TD	PD	FF	FR	YDS	TK	S	A	FF	FR	S	A	W/L	SCORE
01/12	Texans	S	2	1	1	0.0	0.0	0	0	0	0	0	0	0	0	0	0	0	0	0	0	0	0	0	0	W	51-31
01/19	Titans	S	1	0	1	0.0	0.0	0	0	0	0	0	0	0	0	0	0	0	0	0	0	0	0	0	0	W	35-24
2019 TOTALS		2-2	3	1	2	0.0	0.0	0	0	0	0	0	0	0	0	0	0	0	0	0	0	0	0	0	0	2-0	





## #92



# TANO KPASSAGNON

VILLANOVA



DEFENSIVE END

3RD SEASON IN THE NFL | 3RD SEASON WITH THE CHIEFS

HEIGHT

6'7"

WEIGHT

289

BIRTHDAY

06/14/94

ACQUIRED

D2-17

## TANO KPASSAGNON'S NFL REGULAR SEASON DEFENSIVE STATISTICS



DATE	TEAM	GP	TACKLES										INTERCEPTIONS					O. FUMB			ST				MISC	
			GS	TK	S	A	TFL	YDS	SK	YDS	QBH	NO	YDS	LG	TD	PD	FF	FR	YDS	TK	S	A	FF	FR	S	A
2017	Chiefs	16	1	13	7	6	3	20	2.0	17.0	2	0	0	0	0	0	0	0	0	1	1	0	0	0	0	0
2018	Chiefs	13	0	4	3	1	1	6	0.0	0.0	1	0	0	0	0	0	0	0	0	0	0	0	0	0	0	0
2019	Chiefs	16	8	29	21	8	6	45	4.0	47.0	11	0	0	0	0	2	1	1	0	0	0	0	0	0	0	0
NFL TOTALS		45	9	46	31	15	10	71	6.0	64.0	14	0	0	0	0	2	1	1	0	1	1	0	0	0	0	0

## TANO KPASSAGNON'S NFL POSTSEASON DEFENSIVE STATISTICS



DATE	TEAM	GP	TACKLES										INTERCEPTIONS					O. FUMB			ST				MISC	
			GS	TK	S	A	TFL	YDS	SK	YDS	QBH	NO	YDS	LG	TD	PD	FF	FR	YDS	TK	S	A	FF	FR	S	A
2017	Chiefs	1	0	0	0	0	0	0	0.0	0.0	0	0	0	0	0	0	0	0	0	0	0	0	0	0	0	0
2018	Chiefs	1	0	0	0	0	0	0	0.0	0.0	0	0	0	0	0	0	0	0	0	0	0	0	0	0	0	0
2019	Chiefs	2	2	3	2	1	2	10	2.0	10.0	3	0	0	0	0	1	0	0	0	0	0	0	0	0	0	0
NFL TOTALS		4	2	3	2	1	2	10	2.0	10.0	3	0	0	0	0	1	0	0	0	0	0	0	0	0	0	0

## 2019 GAME-BY-GAME REGULAR SEASON STATISTICS (CHIEFS)

			TACKLES							INTERCEPTIONS					O. FUMB			ST				MISC					
DATE	OPPONENT	P/S	TK	S	A	SK	YDS	TFL	YDS	QBH	NO	YDS	LG	TD	PD	FF	FR	YDS	TK	S	A	FF	FR	S	A	W/L	SCORE
09/08	at Jaguars	P	0	0	0	0.0	0.0	0	0	0	0	0	0	0	0	0	0	0	0	0	0	0	0	0	0	W	40-26
09/15	at Raiders	P	2	2	0	1.0	7.0	1	1	1	0	0	0	0	0	1	0	0	0	0	0	0	0	0	0	W	28-10
09/22	Ravens	P	0	0	0	0.0	0.0	0	0	0	0	0	0	0	0	0	0	0	0	0	0	0	0	0	0	W	33-28
09/29	at Lions	P	3	2	1	0.0	0.0	0	0	0	0	0	0	0	1	0	0	0	0	0	0	0	0	0	0	W	34-30
10/06	Colts	P	5	4	1	0.0	0.0	2	4	1	0	0	0	0	0	0	0	0	0	0	0	0	0	0	0	L	13-19
10/13	Texans	P	3	2	1	0.0	0.0	0	0	0	0	0	0	0	0	0	0	0	0	0	0	0	0	0	0	L	24-31
10/17	at Broncos	P	1	1	0	0.0	0.0	0	0	0	0	0	0	0	0	0	0	0	0	0	0	0	0	0	0	W	30-6
10/27	Packers	P	2	2	0	2.0	30.0	2	30	3	0	0	0	0	0	0	0	0	0	0	0	0	0	0	0	L	24-31
11/03	Vikings	S	0	0	0	0.0	0.0	0	0	1	0	0	0	0	0	0	0	0	0	0	0	0	0	0	0	W	26-23
11/10	at Titans	S	1	1	0	0.0	0.0	0	0	1	0	0	0	0	0	0	1	0	0	0	0	0	0	0	0	L	32-35
11/18	at Chargers	S	2	1	1	0.0	0.0	0	0	0	0	0	0	0	0	0	0	0	0	0	0	0	0	0	0	W	24-17
12/01	Raiders	S	5	3	2	1.0	10.0	1	10	1	0	0	0	0	0	0	0	0	0	0	0	0	0	0	0	W	40-9
12/08	at Patriots	S	2	1	1	0.0	0.0	0	0	1	0	0	0	0	0	0	0	0	0	0	0	0	0	0	0	W	23-16
12/15	Broncos	S	1	0	1	0.0	0.0	0	0	2	0	0	0	0	1	0	0	0	0	0	0	0	0	0	0	W	23-3
12/22	at Bears	S	1	1	0	0.0	0.0	0	0	0	0	0	0	0	0	0	0	0	0	0	0	0	0	0	0	W	26-3
12/29	Chargers	S	1	1	0	0.0	0.0	0	0	0	0	0	0	0	0	0	0	0	0	0	0	0	0	0	0	W	31-21
2019 TOTALS		16-8	29	21	8	4.0	47.0	6	45	11	0	0	0	0	2	1	1	0	0	0	0	0	0	0	0	12-4	

## 2019 GAME-BY-GAME POSTSEASON STATISTICS (CHIEFS)

			TACKLES								INTERCEPTIONS					O. FUMB			ST				MISC					
DATE	OPPONENT	P/S	TK	S	A	SK	YDS	TFL	YDS	QBH	NO	YDS	LG	TD	PD	FF	FR	YDS	TK	S	A	FF	FR	S	A	W/L	SCORE	
01/12	Texans	S	1	0	1	0.0	0.0	0	0	1	0	0	0	0	0	0	0	0	0	0	0	0	0	0	0	W	51-31	
01/19	Titans	S	2	2	0	2.0	10.0	2	10	2	0	0	0	0	1	0	0	0	0	0	0	0	0	0	0	W	35-24	
2019 TOTALS		2-2	3	2	1	2.0	10.0	2	10	3	0	0	0	0	1	0	0	0	0	0	0	0	0	0	0	0	2-0	






## #94



# TERRELL SUGGS

ARIZONA STATE



DEFENSIVE END

17TH SEASON IN THE NFL | 1ST SEASON WITH THE CHIEFS

HEIGHT

6'3"

WEIGHT

265

BIRTHDAY

10/11/82

ACQUIRED

W (ARI)-19

## TERRELL SUGGS' NFL REGULAR SEASON DEFENSIVE STATISTICS



		TACKLES											INTERCEPTIONS				O. FUMB			ST				MISC			
DATE	TEAM	GP	GS	TK	S	A	TFL	YDS	SK	YDS	QBH	NO	YDS	LG	TD	PD	FF	FR	YDS	TK	S	A	FF	FR	S	A	
2003	Ravens	16	1	27	19	8	0	0	12.0	97.0	0	1	11	11	0	3	6	4	7	0	0	0	0	0	0	0	
2004	Ravens	16	16	60	46	14	17	91	10.5	83.5	9	0	0	0	0	1	1	2	24	0	0	0	0	0	0	0	
2005	Ravens	16	16	69	46	23	1	0	8.0	64.5	0	2	38	38	0	5	4	1	0	0	0	0	0	0	0	0	
2006	Ravens	16	15	65	47	18	0	0	9.5	64.5	15	0	0	0	0	7	3	2	0	0	0	0	0	0	0	0	
2007	Ravens	16	16	78	51	27	2	5	5.0	34.0	15	0	0	0	0	6	1	0	0	0	0	0	0	0	0	0	
2008	Ravens	16	16	69	54	15	19	14	8.0	69.5	15	2	86	44t	2	9	2	1	0	0	0	0	0	0	0	0	
2009	Ravens	13	13	59	44	15	9	4	4.5	33.0	7	0	0	0	0	5	1	1	0	0	0	0	0	0	0	0	
2010	Ravens	16	16	68	53	15	18	0	11.0	73.0	21	0	0	0	0	2	2	0	0	0	0	0	0	0	0	0	
2011	Ravens	16	16	70	50	20	20	0	14.0	91.0	23	2	9	9	0	6	7	0	0	0	0	0	0	0	0	0	
2012	Ravens	8	8	22	17	5	3	0	2.0	15.0	5	0	0	0	0	4	0	0	0	0	0	0	0	0	0	0	
2013	Ravens	16	16	80	47	33	13	53	10.0	48.0	19	0	0	0	0	0	1	0	0	0	0	0	0	0	0	0	
2014	Ravens	16	16	61	36	25	16	104	12.0	87.0	20	0	0	0	0	1	0	1	0	0	0	0	0	0	0	0	
2015	Ravens	1	1	0	0	0	0	0	0.0	0.0	0	0	0	0	0	0	0	0	0	0	0	0	0	0	0	0	
2016	Ravens	15	15	35	28	7	11	53	8.0	62.0	16	0	0	0	0	4	3	0	0	0	0	0	0	0	0	0	
2017	Ravens	16	16	49	37	12	11	74	11.0	71.5	20	0	0	0	0	4	4	0	0	0	0	0	0	0	0	0	
2018	Ravens	16	16	34	25	9	13	88	7.0	51.0	15	0	0	0	0	6	1	1	43	0	0	0	0	0	0	0	
2019	Cardinals	13	13	35	26	9	8	27	5.5	42.5	7	0	0	0	0	0	4	1	0	0	0	0	0	0	0	0	
Went from Arizona to Kansas City.																											
2019	Chiefs	2	0	3	1	2	1	8	1.0	8.0	2	0	0	0	0	0	0	0	0	0	0	0	0	0	0	0	
2019	TOTAL	15	13	38	27	11	9	35	6.5	50.5	9	0	0	0	0	0	4	1	0	0	0	0	0	0	0	0	
NFL TOTALS		244	226	884	627	257	162	521	139.0	995.0	209	7	144	44t	2	63	39	15	74	0	0	0	0	0	0	0	

## TERRELL SUGGS' NFL POSTSEASON DEFENSIVE STATISTICS



		TACKLES										INTERCEPTIONS					O. FUMB			ST					MISC	
DATE	TEAM	GP	GS	TK	S	A	TFL	YDS	SK	YDS	QBH	NO	YDS	LG	TD	PD	FF	FR	YDS	TK	S	A	FF	FR	S	A
2003	Ravens	1		1	0	1	0	0	0.0	0.0	0	0	0	0	0	0	0	0	0	0	0	0	0	0	0	0
2006	Ravens	1	1	7	5	2	0	0	0.0	0.0	1	0	0	0	0	0	1	0	0	0	0	0	0	0	0	0
2008	Ravens	3		3	11	10	1	4	0	4.0	35.0	5	0	0	0	0	0	0	1	0	0	0	0	0	0	0
2009	Ravens	2	2	10	7	3	0	0	1.0	9.0	1	0	0	0	0	0	1	1	0	0	0	0	0	0	0	0
2010	Ravens	2	2	10	9	1	4	18	5.0	25.0	6	0	0	0	0	0	1	0	0	0	0	0	0	0	0	0
2011	Ravens	2	2	11	7	4	0	0	0.0	0.0	1	0	0	0	0	1	0	0	0	0	0	0	0	0	0	0
2012	Ravens	4	4	21	13	8	1	0	2.0	8.0	4	0	0	0	0	1	1	0	0	0	0	0	0	0	0	0
2014	Ravens	2	2	8	3	5	1	1	0.5	2.0	2	1	3	3	0	1	0	0	0	0	0	0	0	0	0	0
2018	Ravens	1	1	1	1	0	0	0	0.0	0.0	0	0	0	0	0	0	0	0	0	0	0	0	0	0	0	0
2019	Chiefs	2	0	2	0	2	0	0	0.0	0.0	1	0	0	0	0	1	0	0	0	0	0	0	0	0	0	0
NFL TOTALS		20	18	82	55	27	10	19	12.5	79.0	21	1	3	3	0	4	4	2	0	0	0	0	0	0	0	0





## 2019 GAME-BY-GAME REGULAR SEASON STATISTICS (CARDINALS/CHIEFS)

			TACKLES								INTERCEPTIONS					O. FUMB			ST				MISC				
DATE	OPPONENT	P/S	TK	S	A	SK	YDS	TFL	YDS	QBH	NO	YDS	LG	TD	PD	FF	FR	YDS	TK	S	A	FF	FR	S	A	W/L	SCORE
09/08	Lions	S	4	4	0	2.0	14.0	2	10	1	0	0	0	0	0	1	0	0	0	0	0	0	0	0	0	L	27-27+
09/15	at Ravens	S	3	3	0	0.0	0.0	0	0	0	0	0	0	0	0	0	0	0	0	0	0	0	0	0	0	L	17-23
09/22	Panthers	S	2	1	1	0.0	0.0	0	0	1	0	0	0	0	0	0	0	0	0	0	0	0	0	0	0	L	20-38
09/29	Seahawks	S	6	5	1	1.5	7.5	2	9	1	0	0	0	0	0	1	0	0	0	0	0	0	0	0	0	L	10-27
10/06	at Bengals	S	0	0	0	0.0	0.0	0	0	0	0	0	0	0	0	0	0	0	0	0	0	0	0	0	0	W	26-23
10/13	Falcons	S	1	1	0	0.5	3.0	1	2	1	0	0	0	0	0	1	0	0	0	0	0	0	0	0	0	W	34-33
10/20	at Giants	S	5	2	3	1.0	14.0	1	1	1	0	0	0	0	0	1	0	0	0	0	0	0	0	0	0	W	27-21
10/27	at Saints	S	0	0	0	0.0	0.0	0	0	1	0	0	0	0	0	0	0	0	0	0	0	0	0	0	0	L	9-31
10/31	49ers	S	4	2	2	0.0	0.0	0	0	0	0	0	0	0	0	0	0	0	0	0	0	0	0	0	0	L	25-28
11/10	at Buccaneers	S	6	5	1	0.5	4.0	2	5	1	0	0	0	0	0	0	0	0	0	0	0	0	0	0	0	L	27-30
11/17	at 49ers	S	3	3	0	0.0	0.0	0	0	0	0	0	0	0	0	0	0	0	0	0	0	0	0	0	0	L	26-36
12/01	Rams	S	0	0	0	0.0	0.0	0	0	0	0	0	0	0	0	0	0	0	0	0	0	0	0	0	0	L	7-34
12/08	Steelers	S	1	0	1	0.0	0.0	0	0	0	0	0	0	0	0	0	1	0	0	0	0	0	0	0	0	L	17-23
12/15	Browns		NOT ON ROSTER																				W	38-24			
Went from <b>Cardinals</b> to <b>Chiefs</b> .																											
12/22	at Bears	P	1	0	1	0.0	0.0	0	0	0	0	0	0	0	0	0	0	0	0	0	0	0	0	0	0	W	26-3
12/29	Chargers	P	2	1	1	1.0	8.0	1	8	2	0	0	0	0	0	0	0	0	0	0	0	0	0	0	0	W	31-21
2019 TOTALS		15-13	38	27	11	6.5	50.5	9	35	9	0	0	0	0	0	4	1	0	0	0	0	0	0	0	0	6-10	

+ - Overtime

## 2019 GAME-BY-GAME POSTSEASON STATISTICS (CHIEFS)

DATE	OPPONENT	P/S	TACKLES							INTERCEPTIONS					O. FUMB			ST					MISC		W/L	SCORE
			TK	S	A	SK	YDS	TFL	YDS	QBH	NO	YDS	LG	TD	PD	FF	FR	YDS	TK	S	A	FF	FR	S	A	
01/12	Texans	P	1	0	1	0.0	0.0	0	0	1	0	0	0	0	0	0	0	0	0	0	0	0	0	0	W	51-31
01/19	Titans	P	1	0	1	0.0	0.0	0	0	0	0	0	0	0	1	0	0	0	0	0	0	0	0	0	W	35-24
<b>2019 TOTALS</b>			<b>2-0</b>	<b>2</b>	<b>0</b>	<b>2</b>	<b>0.0</b>	<b>0.0</b>	<b>0</b>	<b>0</b>	<b>1</b>	<b>0</b>	<b>0</b>	<b>0</b>	<b>1</b>	<b>0</b>	<b>0</b>	<b>0</b>	<b>0</b>	<b>0</b>	<b>0</b>	<b>0</b>	<b>0</b>	<b>0</b>	<b>0</b>	<b>2-0</b>

# CHRIS JONES

4TH SEASON IN THE NFL | 4TH SEASON WITH THE CHIEFS

HEIGHT  
**6'6"**

WEIGHT  
**310**

BIRTHDAY  
**07/03/94**

ACQUIRED  
**02-16**

MISSISSIPPI STATE

DEFENSIVE TACKLE

## CHRIS JONES' NFL REGULAR SEASON DEFENSIVE STATISTICS



		TACKLES										INTERCEPTIONS					O. FUMB			ST					MISC	
DATE	TEAM	GP	GS	TK	S	A	TFL	YDS	SK	YDS	QBH	NO	YDS	LG	TD	PD	FF	FR	YDS	TK	S	A	FF	FR	S	A
2016	Chiefs	16	11	28	17	11	5	26	2.0	19.0	10	0	0	0	0	4	0	0	0	0	0	0	0	0	0	0
2017	Chiefs	16	7	32	22	10	5	24	6.5	42.0	13	1	-3	0	0	7	4	0	0	0	0	0	0	0	0	0
2018	Chiefs	16	11	40	35	5	19	112	15.5	122.0	29	1	20	20t	1	5	2	0	0	0	0	0	0	0	0	0
2019	Chiefs	13	12	36	23	13	8	63	9.0	75.0	20	0	0	0	0	4	1	1	12	0	0	0	0	0	0	0
NFL TOTALS		61	41	136	97	39	37	225	33.0	258.0	72	2	17	20t	1	20	7	1	12	0	0	0	0	0	0	0

## CHRIS JONES' NFL POSTSEASON DEFENSIVE STATISTICS



TACKLES												INTERCEPTIONS					O. FUMB			ST					MISC	
DATE	TEAM	GP	GS	TK	S	A	TFL	YDS	SK	YDS	QBH	NO	YDS	LG	TD	PD	FF	FR	YDS	TK	S	A	FF	FR	S	A
2016	Chiefs	1	1	2	1	1	0	0	0.0	0.0	0	0	0	0	0	2	0	0	0	0	0	0	0	0	0	0
2017	Chiefs	1	1	2	1	1	0	0	0.0	0.0	0	0	0	0	0	0	0	0	0	0	0	0	0	0	0	0
2018	Chiefs	2	1	0	0	0	0	0	0.0	0.0	1	0	0	0	0	4	0	0	0	0	0	0	0	0	0	0
2019	Chiefs	1	0	2	1	1	0	0	0.0	0.0	1	0	0	0	0	0	0	0	0	0	0	0	0	0	0	0
NFL TOTALS		5	3	6	3	3	0	0	0.0	0.0	2	0	0	0	0	6	0	0	0	0	0	0	0	0	0	0







## 2019 GAME-BY-GAME REGULAR SEASON STATISTICS (CHIEFS)

			TACKLES								INTERCEPTIONS					O. FUMB			ST				MISC				
DATE	OPPONENT	P/S	TK	S	A	SK	YDS	TFL	YDS	QBH	NO	YDS	LG	TD	PD	FF	FR	YDS	TK	S	A	FF	FR	S	A	W/L	SCORE
09/08	at Jaguars	S	1	1	0	0.0	0.0	0	0	1	0	0	0	0	0	0	0	0	0	0	0	0	0	0	0	W	40-26
09/15	at Raiders	S	5	3	2	1.0	6.0	1	6	3	0	0	0	0	1	0	0	0	0	0	0	0	0	0	0	W	28-10
09/22	Ravens	S	2	1	1	0.0	0.0	0	0	0	0	0	0	0	0	0	0	0	0	0	0	0	0	0	0	W	33-28
09/29	at Lions	S	2	2	0	1.0	10.0	1	10	1	0	0	0	0	0	0	1	12	0	0	0	0	0	0	0	W	34-30
10/06	Colts	S	1	1	0	0.0	0.0	0	0	2	0	0	0	0	0	0	0	0	0	0	0	0	0	0	0	L	13-19
10/13	Texans		INACTIVE																				L	24-31			
10/17	at Broncos		INACTIVE																				W	30-6			
10/27	Packers		INACTIVE																				L	24-31			
11/03	Vikings	P	3	2	1	1.0	8.0	1	8	2	0	0	0	0	0	0	0	0	0	0	0	0	0	0	0	W	26-23
11/10	at Titans	S	8	4	4	2.0	19.0	1	7	2	0	0	0	0	0	1	0	0	0	0	0	0	0	0	0	L	32-35
11/18	at Chargers	S	0	0	0	0.0	0.0	0	0	1	0	0	0	0	2	0	0	0	0	0	0	0	0	0	0	W	24-17
12/01	Raiders	S	5	2	3	1.0	2.0	1	2	1	0	0	0	0	1	0	0	0	0	0	0	0	0	0	0	W	40-9
12/08	at Patriots	S	3	2	1	1.0	10.0	1	10	1	0	0	0	0	0	0	0	0	0	0	0	0	0	0	0	W	23-16
12/15	Broncos	S	1	1	0	0.0	0.0	0	0	3	0	0	0	0	0	0	0	0	0	0	0	0	0	0	0	W	23-3
12/22	at Bears	S	3	3	0	1.0	13.0	1	13	1	0	0	0	0	0	0	0	0	0	0	0	0	0	0	0	W	26-3
12/29	Chargers	S	2	1	1	1.0	7.0	1	7	2	0	0	0	0	0	0	0	0	0	0	0	0	0	0	0	W	31-21
2019 TOTALS		13-12	36	23	13	9.0	75.0	8	63	20	0	0	0	0	4	1	1	12	0	0	0	0	0	0	0	12-4	

## 2019 GAME-BY-GAME POSTSEASON STATISTICS (CHIEFS)

			TACKLES							INTERCEPTIONS					O. FUMB			ST					MISC						
DATE	OPPONENT	P/S	TK	S	A	SK	YDS	TFL	YDS	QBH	NO	YDS	LG	TD	PD	FF	FR	YDS	TK	S	A	FF	FR	S	A	W/L	SCORE		
01/12	Texans		INACTIVE																									W	51-31
01/19	Titans	P	2	1	1	0.0	0.0	0	0	1	0	0	0	0	0	0	0	0	0	0	0	0	0	0	0	W	35-24		
2019 TOTALS			1-0	2	1	1	0.0	0.0	0	0	1	0	0	0	0	0	0	0	0	0	0	0	0	0	0	2-0			

#98

XAVIER WILLIAMS

5TH SEASON IN THE NFL | 2ND SEASON WITH THE CHIEFS

HEIGHT: 6'2" | WEIGHT: 309 | BIRTHDAY: 01/18/92 | ACQUIRED: RFA-18

NORTHERN IOWA

DEFENSIVE TACKLE

## XAVIER WILLIAMS' NFL REGULAR SEASON DEFENSIVE STATISTICS



		TACKLES										INTERCEPTIONS					O. FUMB			ST					MISC	
DATE	TEAM	GP	GS	TK	S	A	TFL	YDS	SK	YDS	QBH	NO	YDS	LG	TD	PD	FF	FR	YDS	TK	S	A	FF	FR	S	A
2015	Cardinals	4	0	2	2	0	0	0	0.0	0.0	1	0	0	0	0	0	0	0	0	0	0	0	0	0	0	0
2016	Cardinals	8	1	6	4	2	1	3	0.0	0.0	0	0	0	0	0	0	0	0	0	0	0	0	0	0	0	0
2017	Cardinals	11	1	20	16	4	1	4	0.5	5.0	1	0	0	0	0	0	1	0	0	0	0	0	0	0	0	0
2018	Chiefs	16	4	47	25	22	2	13	2.5	17.0	4	0	0	0	0	0	1	0	0	0	0	0	0	0	0	0
2019	Chiefs	5	0	8	7	1	0	0	0.0	0.0	0	0	0	0	0	0	1	0	0	0	0	0	0	0	0	0
NFL TOTALS		44	6	83	54	29	4	20	3.0	22.0	6	0	0	0	0	0	3	0	0	0	0	0	0	0	0	0

## XAVIER WILLIAMS' NFL POSTSEASON DEFENSIVE STATISTICS



		TACKLES										INTERCEPTIONS					O. FUMB			ST					MISC	
DATE	TEAM	GP	GS	TK	S	A	TFL	YDS	SK	YDS	QBH	NO	YDS	LG	TD	PD	FF	FR	YDS	TK	S	A	FF	FR	S	A
2015	Cardinals	0	0	0	0	0	0	0	0.0	0.0	0	0	0	0	0	0	0	0	0	0	0	0	0	0	0	0
2018	Chiefs	2	0	9	4	5	0	0	0.0	0.0	0	0	0	0	0	0	0	0	0	0	0	0	0	0	0	0
2019	Chiefs	2	0	2	1	1	0	0	0.0	0.0	0	0	0	0	0	0	0	0	0	0	0	0	0	0	0	0
NFL TOTALS		4	0	11	5	6	0	0	0.0	0.0	0	0	0	0	0	0	0	0	0	0	0	0	0	0	0	0











## 2019 GAME-BY-GAME REGULAR SEASON STATISTICS (CHIEFS)

			TACKLES							INTERCEPTIONS					O. FUMB			ST				MISC					
DATE	OPPONENT	P/S	TK	S	A	SK	YDS	TFL	YDS	QBH	NO	YDS	LG	TD	PD	FF	FR	YDS	TK	S	A	FF	FR	S	A	W/L	SCORE
09/08	at Jaguars		INACTIVE																		W	40-26					
09/15	at Raiders		INACTIVE																		W	28-10					
09/22	Ravens		INACTIVE																		W	33-28					
09/29	at Lions		INACTIVE																		W	34-30					
10/06	Colts	P	1	1	0	0.0	0.0	0	0	0	0	0	0	0	0	0	0	0	0	0	0	0	0	0	L	13-19	
10/13	Texans	S	2	1	1	0.0	0.0	0	0	0	0	0	0	0	0	0	0	0	0	0	0	0	0	0	0	L	24-31
10/17	at Broncos	S	2	1	1	0.0	0.0	0	0	0	0	0	0	0	0	0	0	0	0	0	0	0	0	0	0	W	30-6
10/27	Packers	S	3	2	1	1.0	0.0	0	0	1	0	0	0	0	0	0	0	0	0	0	0	0	0	0	0	L	24-31
11/03	Vikings	S	3	1	2	0.0	0.0	0	0	1	0	0	0	0	1	0	0	0	0	0	0	0	0	0	0	W	26-23
11/10	at Titans	P	1	1	0	0.0	0.0	0	0	0	0	0	0	0	0	0	0	0	0	0	0	0	0	0	0	L	32-35
11/18	at Chargers	P	2	1	1	0.0	0.0	0	0	0	0	0	0	0	0	0	0	0	0	0	0	0	0	0	0	W	24-17
12/01	Raiders	P	3	1	2	0.0	0.0	0	0	0	0	0	0	0	0	0	0	0	0	0	0	0	0	0	0	W	40-9
12/08	at Patriots	P	2	2	0	0.0	0.0	0	0	0	0	0	0	0	0	0	0	0	0	0	0	0	0	0	0	W	23-16
12/15	Broncos	P	0	0	0	0.0	0.0	0	0	0	0	0	0	0	0	0	0	0	0	0	0	0	0	0	0	W	23-3
12/22	at Bears	P	3	2	1	0.0	0.0	0	0	0	0	0	0	0	0	0	0	0	0	0	0	0	0	0	0	W	26-3
12/29	Chargers	P	0	0	0	0.0	0.0	0	0	0	0	0	0	0	0	0	0	0	0	0	0	0	0	0	0	W	31-21
2019 TOTALS		12-4	22	13	9	1.0	0.0	0	0	2	0	0	0	0	1	0	0	0	0	0	0	0	0	0	0	12-4	

## 2019 GAME-BY-GAME POSTSEASON STATISTICS (CHIEFS)

			TACKLES							INTERCEPTIONS					O. FUMB			ST				MISC					
DATE	OPPONENT	P/S	TK	S	A	SK	YDS	TFL	YDS	QBH	NO	YDS	LG	TD	PD	FF	FR	YDS	TK	S	A	FF	FR	S	A	W/L	SCORE
01/12	Texans	P	1	1	0	0.0	0.0	0	0	0	0	0	0	0	0	0	0	0	0	0	0	0	0	0	0	W	51-31
01/19	Titans	P	1	0	1	0.0	0.0	0	0	0	0	0	0	0	0	0	0	0	0	0	0	0	0	0	0	W	35-24
2019 TOTALS		2-0	2	1	1	0.0	0.0	0	0	0	0	0	0	0	0	0	0	0	0	0	0	0	0	0	0	2-0	







# CHIEFS KINGDOM

ALL-TIME RECORDS





## Service

### Most Seasons, Active Players

15 Jerrel Wilson	1963-77
15 Dustin Colquitt	2005-19
14 Len Dawson	1962-75
14 Ed Budde	1963-76
14 Nick Lowery	1980-93
14 Will Shields	1993-06
13 Jim Tyrer	1961-73
13 Buck Buchanan	1963-75
13 Emmitt Thomas	1966-78
13 Jan Stenerud	1967-79
13 Jack Rudnay	1970-82
13 John Alt	1984-96
13 Derrick Johnson	2005-17
12 Johnny Robinson	1960-71
12 Dave Hill	1963-74
12 Bobby Bell	1963-74
12 Mike Livingston	1968-79
12 Henry Marshall	1976-87
12 Tony Gonzalez	1997-08
12 Tamba Hali	2006-17

### Most Games Played, Career (All 175+)

238 Dustin Colquitt	2005-19
224 Will Shields	1993-06
212 Nick Lowery	1980-93
203 Jerrel Wilson	1963-77
190 Tony Gonzalez	1997-08
186 Jan Stenerud	1967-79
183 Len Dawson	1962-75
183 Buck Buchanan	1963-75
182 Derrick Johnson	2005-17
181 Emmitt Thomas	1966-78
180 Jim Tyrer	1961-73
179 John Alt	1984-96
178 Jack Rudnay	1970-82
177 Ed Budde	1963-76
177 Tamba Hali	2006-17

### Most Games Started, Career (Since 1968)

223 Will Shields	1993-06
174 Tony Gonzalez	1997-08
171 Jack Rudnay	1970-82
169 Derrick Johnson	2005-17
164 Tim Grunhard	1990-00
*158 Len Dawson (*Since 1962)	1962-75
157 Derrick Thomas	1989-99
157 Tamba Hali	2006-17

### Most Starts, Rookie, Season

16 Sylvester Hicks	1978
16 Art Still	1978
16 Dave Lutz	1983
16 Kevin Ross	1984
16 Dino Hackett	1986
16 Derrick Thomas	1989
16 Greg Wesley	2000
16 Derrick Johnson	2005
16 Tamba Hali	2006
16 Brandon Carr	2008
16 Glenn Dorsey	2008
16 Eric Berry	2010
16 Dontari Poe	2012
16 Marcus Peters	2015
16 Kareem Hunt	2017

16 Juan Thornhill 2019

### Most Consecutive Games Played, Career

224 Will Shields	Sept. 5, 1993 - Dec. 31, 2006
186 Jan Stenerud	Sept. 9, 1967 - Dec. 16, 1979
184 Dustin Colquitt	Nov. 9, 2008 - Dec. 29, 2019
180 Jim Tyrer	Sept. 10, 1961 - Dec. 2, 1973
168 Bobby Bell	Sept. 7, 1963 - Dec. 14, 1974
166 Buck Buchanan	Sept. 7, 1963 - Dec. 1, 1974

### Most Consecutive Games Started (Since 1968)

223 Will Shields	Sept. 12, 1993 - Dec. 31, 2006
144 Emmitt Thomas	Sept. 28, 1968 - Oct. 15, 1978
134 Jim Lynch	Sept. 9, 1968 - Nov. 6, 1977
120 Tim Grunhard	Sept. 5, 1993 - Oct. 29, 2000
120 Tony Gonzalez	Sept. 19, 1999 - Nov. 12, 2006

### Most Consecutive Games Started To Begin Career

101 Gary Barbaro	1976-82
64 Brandon Carr	2008-11
51 Art Still	1978-81
41 Tamba Hali	2006-08
37 Greg Wesley	2000-02

### Most Games Started, Quarterback, Career

158 Len Dawson	1962-75
88 Trent Green	2001-06
77 Bill Kenney	1979-88
76 Alex Smith	2013-17
75 Mike Livingston	1968-79
52 Steve DeBerg	1988-91

### Most Consecutive Games Started, Quarterback

81 Trent Green	Sept. 9, 2001 - Sept. 10, 2006
44 Len Dawson	Oct. 31, 1965 - Nov. 3, 1968
35 Steve DeBerg	Nov. 26, 1989 - Dec. 8, 1991
28 Steve Bono	Sept. 3, 1995 - Nov. 24, 1996
28 Elvis Grbac	Dec. 26, 1998 - Nov. 19, 2000
28 Len Dawson	Sept. 8, 1962 - Nov. 8, 1963

### Most Consecutive Seasons Starting Every Game, QB

5 Trent Green	2001-05
2 Len Dawson	1966-67

## Scoring

### Most Points, Career (All 400+)

1,466 Nick Lowery	1980-93
1,231 Jan Stenerud	1967-79
517 Ryan Succop	2009-13
500 Priest Holmes	2001-07
462 Tony Gonzalez	1997-08
442 Pete Stoyanovich	1996-00

### Most Seasons, 100 or More Points

11 Nick Lowery	1981, '83-86, '88-93
5 Jan Stenerud	1967-71
4 Ryan Succop	2009-10, '12-13
3 Pete Stoyanovich	1997-99
3 Lawrence Tynes	2004-06
3 Cairo Santos	2014-16
3 Harrison Butker	2017-19
2 Lin Elliott	1994-95
2 Morten Andersen	2002-03
2 Priest Holmes	2002-03
2 Larry Johnson	2005-06
1 Jack Spikes	1960
1 Abner Haynes	1962
1 Todd Peterson	2001

### Most Points, Season (All 125+)

162 Priest Holmes	2003
147 Harrison Butker	2019
144 Priest Holmes	2002



142 Harrison Butker	2017
139 Nick Lowery	1990
137 Harrison Butker	2018
129 Jan Stenerud	1968
129 Cairo Santos	2015
129 Cairo Santos	2016
126 Larry Johnson	2005
125 Lawrence Tynes	2005

**Most Points, Non-Kickers, Rookie, Season**

72 Abner Haynes	1960
72 Tyreek Hill	2016
66 Billy Jackson	1981
66 Kareem Hunt	2017
48 Johnny Robinson	1960
48 Mike Garrett	1966

**Most Points, Kickers, Rookie, Season**

142 Harrison Butker	2017
113 Cairo Santos	2014
108 Jan Stenerud	1967
104 Jack Spikes	1960
104 Ryan Succop	2009

**Most Points, Game**

30 Abner Haynes vs. Oakland	Nov. 26, 1961
30 Jamaal Charles at Oakland	Dec. 15, 2013
24 Frank Jackson vs. Denver	Dec. 10, 1961
24 Abner Haynes vs. Boston	Sept. 8, 1962
24 Frank Jackson at San Diego	Dec. 13, 1964
24 Bert Coan at Denver	Oct. 23, 1966
24 Priest Holmes at Cleveland	Sept. 8, 2002
24 Priest Holmes vs. Atlanta	Oct. 24, 2004
24 Derrick Blaylock vs. Atlanta	Oct. 24, 2004
24 Larry Johnson vs. Seattle	Oct. 29, 2006

**Most Touchdowns, Career**

83 Priest Holmes (76 rush, 7 rec.)	2001-07
76 Tony Gonzalez (0 rush, 76 rec.)	1997-08
64 Jamaal Charles (43 rush, 20 rec., 1 KR)	2008-16
61 Larry Johnson (55 rush, 6 rec.)	2003-09
60 Otis Taylor (3 rush, 57 rec.)	1965-75
58 Abner Haynes (39 rush, 17 rec., 1 KR, 1 fum.)	1960-64

**Most Touchdowns, Season**

27 Priest Holmes (27 rush, 0 rec.)	2003
24 Priest Holmes (21 rush, 3 rec.)	2002
21 Larry Johnson (20 rush, 1 rec.)	2005
19 Abner Haynes (13 rush, 6 rec.)	1962
19 Larry Johnson (17 rush, 2 rec.)	2006
19 Jamaal Charles (12 rush, 7 rec.)	2013

**Most Touchdowns, Rookie, Season**

12 Abner Haynes (9 rush, 3 rec.)	1960
12 Tyreek Hill (3 rush, 6 rec., 2 PR, 1 KR)	2016
11 Billy Jackson (10 rush, 1 rec.)	1981
11 Kareem Hunt (8 rush, 3 rec.)	2017
8 Johnny Robinson (4 rush, 4 rec.)	1960
8 Mike Garrett (6 rush, 1 rec., 1 PR)	1966

**Most Touchdowns, Game**

5 Abner Haynes vs. Oakland	Nov. 26, 1961
5 Jamaal Charles at Oakland	Dec. 15, 2013
4 Frank Jackson vs. Denver	Dec. 10, 1961
4 Abner Haynes vs. Boston	Sept. 8, 1962
4 Frank Jackson at San Diego	Dec. 13, 1964
4 Bert Coan at Denver	Oct. 23, 1966
4 Priest Holmes at Cleveland	Sept. 8, 2002
4 Priest Holmes vs. Atlanta	Oct. 24, 2004
4 Derrick Blaylock vs. Atlanta	Oct. 24, 2004
4 Larry Johnson vs. Seattle	Oct. 29, 2006

3 42 times;

Last, Sammy Watkins at Jacksonville Sept. 15, 2019

**Most Consecutive Games Scoring Touchdowns**

11 Priest Holmes	2002
9 Larry Johnson	2006
8 Priest Holmes	2003-04
8 Larry Johnson	2004-05
8 Kareem Hunt	2018
7 Marcus Allen	1993
7 Priest Holmes	2004-05
7 Larry Johnson	2005
7 Dwayne Bowe	2010
7 Jamaal Charles	2013

**Most Points After TD Attempted, Career**

483 Nick Lowery	1980-93
409 Jan Stenerud	1967-79
164 Pete Stoyanovich	1996-00
160 Ryan Succop	2009-13
149 Tommy Brooker	1962-66

**Most Points After TD Attempted, Season**

69 Harrison Butker	2018
60 Lawrence Tynes	2004
59 Morten Andersen	2003
52 Ryan Succop	2013
51 Morten Andersen	2002
48 Harrison Butker	2019
46 Tommy Brooker	1964

**Most Points After TD Attempted, Game**

8 Tommy Brooker at Denver	Sept. 7, 1963
8 Mike Mercer at Denver	Oct. 23, 1966
8 Lawrence Tynes vs. Atlanta	Oct. 24, 2004
8 Ryan Succop at Oakland	Dec. 15, 2013

**Most Points After TD Made, Career**

479 Nick Lowery	1980-93
394 Jan Stenerud	1967-79
163 Pete Stoyanovich	1996-00
160 Ryan Succop	2009-13
149 Tommy Brooker	1962-66

**Most Points After TD Made, Season**

65 Harrison Butker	2018
58 Morten Andersen	2003
58 Lawrence Tynes	2004
52 Ryan Succop	2013
51 Morten Andersen	2002
46 Tommy Brooker	1964

**Most Points After TD Made, Game**

8 Tommy Brooker at Denver	Sept. 7, 1963
8 Mike Mercer at Denver	Oct. 23, 1966
8 Lawrence Tynes vs. Atlanta	Oct. 24, 2004
8 Ryan Succop at Oakland	Dec. 15, 2013
7 Cotton Davidson vs. Denver	Dec. 10, 1961
7 T. Brooker at N.Y. Titans	Nov. 11, 1962
7 Jack Spikes vs. Denver	Dec. 8, 1963
7 Tommy Brooker vs. Houston	Nov. 28, 1965
7 Morten Andersen vs. Arizona	Dec. 1, 2002
7 Morten Andersen vs. St. Louis	Dec. 8, 2002
7 Lawrence Tynes at Tennessee	Dec. 13, 2004

**Most Consecutive Points After TD**

197 Nick Lowery	1983-89
160 Ryan Succop	2009-13
155 Jan Stenerud	1968-73
149 Tommy Brooker	1962-66

**Highest Point After Percentage, Career (100 PATs)**

100.00 Ryan Succop (160-160)	2009-13
100.00 Tommy Brooker (149-149)	1962-66



99.39 Pete Stoyanovich (163-164)	1996-00
99.17 Nick Lowery (479-483)	1980-93
99.09 Morten Andersen (109-110)	2002-03
97.16 Lawrence Tynes (137-141)	2004-06

**Most Field Goals Attempted, Career**

436 Jan Stenerud	1967-79
410 Nick Lowery	1980-93
147 Ryan Succop	2009-13
115 Pete Stoyanovich	1996-00
107 Harrison Butker	2017-19
105 Cairo Santos	2014-17

**Most Field Goals Attempted, Season**

44 Jan Stenerud	1971
42 Jan Stenerud	1970
42 Harrison Butker	2017
40 Jan Stenerud	1968

**Most Field Goals Attempted, Game**

7 Cairo Santos at Cincinnati	October 4, 2015
7 Jan Stenerud vs. Buffalo	Dec. 19, 1971
6 Tommy Brooker vs. San Diego	Dec. 16, 1962
6 Jan Stenerud	6 times
Last; at Washington	Oct. 10, 1976
6 Todd Peterson vs. Denver	Dec. 16, 2001
6 Ryan Succop at New Orleans	Sept. 23, 2012
6 Harrison Butker vs. Miami	Dec. 24, 2017

**Most Seasons Leading League, Field Goals Made**

3 Jan Stenerud	1967, '70, '75
----------------	----------------

**Most Field Goals Made, Career**

329 Nick Lowery	1980-93
279 Jan Stenerud	1967-79
119 Ryan Succop	2009-13
96 Harrison Butker	2017-19
93 Pete Stoyanovich	1996-00
89 Cairo Santos	2014-17

**Most Field Goals Made, Season**

38 Harrison Butker	2017
34 Nick Lowery	1990
34 Harrison Butker	2019
31 Cairo Santos	2016
30 Jan Stenerud	1968, '70
30 Cairo Santos	2015
28 Ryan Succop	2012

**Most Field Goals Made, Rookie, Season**

38 Harrison Butker	2017
25 Ryan Succop	2009
25 Cairo Santos	2014
21 Jan Stenerud	1967
13 Jack Spikes	1960
12 Tommy Brooker	1962

**Most Field Goals Made, Game**

7 Cairo Santos at Cincinnati	Oct. 5, 2015
6 Ryan Succop at New Orleans	Sept. 23, 2012
5 Jan Stenerud	3 times
Last; vs. Buffalo	Dec. 19, 1971
5 Nick Lowery	4 times
Last; vs. Denver	Sept. 20, 1993
5 Ryan Succop vs. Minnesota	Oct. 2, 2011
5 Cairo Santos at Denver	Nov. 15, 2015
5 Harrison Butker	3 times
Last; vs. Miami	Dec. 24, 2017
4 Tommy Brooker vs. San Diego	Dec. 16, 1962
4 Mike Mercer at N.Y. Jets	Nov. 27, 1966
4 Lin Elliott vs. Seattle	Dec. 24, 1995
4 Jan Stenerud	10 times
4 Nick Lowery	8 times

4 Pete Stoyanovich	2 times
4 Todd Peterson vs. Denver	Dec. 16, 2001
4 Lawrence Tynes	2 times
Last; vs. Denver	Nov. 23, 2006
4 Nick Novak vs. Denver	Sept. 28, 2008
4 Ryan Succop	4 times
Last; at Tennessee	Oct. 6, 2013
4 Cairo Santos	5 times
Last; at Carolina	Nov. 13, 2016
4 Harrison Butker	5 times
Last; at Tennessee	Nov. 10, 2019

**Most Consecutive Games Scoring Field Goals**

15 Lawrence Tynes	2004-05
14 Jan Stenerud	1970
14 Harrison Butker	2017-18
12 Pete Stoyanovich	1997-98
11 Jan Stenerud	1968-69
11 Jan Stenerud	1971-72
11 Nick Lowery	1985-86
11 Morten Andersen	2002

**Most Consecutive Games Scoring Field Goals, Single Season**

14 Jan Stenerud	1970
13 Harrison Butker	2017
12 Lawrence Tynes	2005
11 Morten Andersen	2002

**Most Consecutive Field Goals Made**

23 Harrison Butker	2017
22 Pete Stoyanovich	1997-98
22 Ryan Succop	2011
21 Nick Lowery	1990
21 Nick Lowery	1991
16 Jan Stenerud	1969

**Longest Field Goal**

58 Nick Lowery at Washington	Sept. 18, 1983
58 Nick Lowery vs. L.A. Raiders	Sept. 12, 1985
57 Nick Lowery vs. Seattle	Sept. 14, 1980
56 Harrison Butker at Chicago	Dec. 22, 2019
55 Jan Stenerud at Denver	Oct. 4, 1970
54 Jan Stenerud at Houston	Sept. 9, 1967
54 Jan Stenerud at Denver	Oct. 5, 1969
54 Jan Stenerud at San Francisco	Dec. 6, 1971
54 Nick Lowery vs. L.A. Raiders	Nov. 6, 1983
54 Nick Lowery at Detroit	Nov. 26, 1987
54 Pete Stoyanovich vs. Denver	Nov. 16, 1997
54 Ryan Succop vs. Minnesota	Oct. 2, 2011
54 Cairo Santos at Houston	Sept. 18, 2016
54 Harrison Butker at Seattle	Dec. 23, 2018
54 Harrison Butker vs. Minnesota	Nov. 3, 2019

**Highest Field Goal Percentage, Career (100 Attempts)**

89.7 Harrison Butker (96-107)	2017-19
84.8 Cairo Santos (89-105)	2014-17
81.0 Ryan Succop (119-147)	2009-13
80.9 Pete Stoyanovich (93-115)	1996-00
80.2 Nick Lowery (329-410)	1980-93
64.0 Jan Stenerud (279-436)	1967-79

**Highest Field Goal Percentage, Season**

96.3 Pete Stoyanovich (26-27)	1997
91.9 Nick Lowery (34-37)	1990
91.6 Nick Lowery (22-24)	1992
90.5 Harrison Butker (38-42)	2017
89.5 Harrison Butker (34-38)	2019
88.9 Nick Lowery (24-27)	1985
88.9 Harrison Butker (24-27)	2018

**Highest Field Goal Percentage, Career At Arrowhead**



88.1 Pete Stoyanovich (52-59)	1996-00
85.7 Harrison Butker (48-56)	2017-19
85.6 Nick Lowery (179-209)	1980-93
82.4 Ryan Succop (61-74)	2009-13
79.2 Cairo Santos (38-48)	2014-17

**Attempts Less Than 40 Yards, Season (15 Attempts)**

23-26 Cairo Santos	2016
24-25 Harrison Butker	2017
21-21 Nick Lowery	1991
20-20 Pete Stoyanovich	1998
16-20 Ryan Succop	2012
18-19 Harrison Butker	2019
17-18 Cairo Santos	2014
17-18 Cairo Santos	2015
17-17 Ryan Succop	2009
16-16 Morten Andersen	2002
16-16 Harrison Butker	2018
15-16 Ryan Succop	2013
14-15 Ryan Succop	2011

**Most Field Goals, No Misses, Game**

7 Cairo Santos at Cincinnati	Oct. 4, 2015
6 Ryan Succop at New Orleans	Sept. 23, 2012
5 Jan Stenerud at Buffalo	Nov. 2, 1969
5 Jan Stenerud vs. Buffalo	Dec. 7, 1969
5 Nick Lowery vs. L.A. Raiders	Sept. 12, 1985
5 Nick Lowery at Chicago	Dec. 29, 1990
5 Nick Lowery vs. Denver	Sept. 20, 1993
5 Ryan Succop vs. Minnesota	Oct. 2, 2011
5 Harrison Butker at Houston	Oct. 8, 2017
5 Harrison Butker vs. Denver	Oct. 30, 2017

**Most Field Goals, 50 or More Yards, Career**

20 Nick Lowery	1980-93
12 Jan Stenerud	1967-79
9 Ryan Succop	2009-13
9 Harrison Butker	2017-19
7 Cairo Santos	2014-16
6 Lawrence Tynes	2004-06
5 Pete Stoyanovich	1996-99

**Most Field Goals, 50 or More Yards, Season**

4 Nick Lowery	1980
4 Cairo Santos	2015
4 Harrison Butker	2017
3 Nick Lowery	1985, '88
3 Ryan Succop	2011
3 Harrison Butker	2019
2 Pete Stoyanovich	1997, '98
2 Lawrence Tynes	2004, 2005, 2006
2 Ryan Succop	2009, '12
2 Cairo Santos	2016
2 Harrison Butker	2018

**Most Field Goals, 50 or More Yards, Game**

2 Nick Lowery vs. Seattle	Sept. 14, 1980
2 Nick Lowery at New Orleans	Sept. 8, 1985
2 Nick Lowery at Detroit	Nov. 26, 1987
2 Lawrence Tynes at Miami	Oct. 21, 2005
2 Ryan Succop vs. Minnesota	Oct. 2, 2011
2 Cairo Santos at Cincinnati	Oct. 4, 2015

**Most Defensive Touchdowns, Career**

8 Bobby Bell (6 INTs, 2 FRs)	1963-74
5 Emmitt Thomas (5 INTs)	1966-78
5 Jim Kearney (5 INTs)	1967-75
5 Eric Berry (5 INTs)	2010-16
4 Lloyd Burruss (4 INTs)	1981-91
4 Derrick Thomas (4 FRs)	1989-99

4 James Hasty (3 INTs, 1 FR)	1995-99
4 Derrick Johnson (4 INTs)	2005-16

**Most Defensive Touchdowns, Season**

4 Jim Kearney (4 INTs)	1972
3 David Webster (2 INTs, 1 FR)	1960
3 Lloyd Burruss (3 INTs)	1986
3 Charles Mincy (2 INTs, 1 FR)	1992
3 Mark McMillian (3 INTs)	1997

**Most Defensive Touchdowns, Game**

2 Jim Kearney at Denver	Oct. 1, 1972
2 Lloyd Burruss vs. San Diego	Oct. 19, 1986
2 Cris Dishman at Oakland	Nov. 28, 1999
2 Derrick Johnson at Denver	Jan. 3, 2010

**Most Special Teams Touchdowns, Career**

11 Dante Hall (5 PRs, 6 KORs)	2000-06
8 Tamarick Vanover (4 PRs, 4 KORs)	1995-99
5 Tyreek Hill (4 PRs, 1 KOR)	2016-19
4 J.T. Smith (4 PRs)	1978-84
3 Dexter McCluster (3 PRs)	2010-13
2 Five players tied	

**Most Special Teams Touchdowns, Season**

4 Dante Hall (2 PRs, 2 KRs)	2003
3 Tamarick Vanover (2 KRs, 1 PR)	1995
3 Dante Hall (2 PRs, 1 KR)	2002
3 Tyreek Hill (2 PRs, 1 KR)	2016
2 J.T. Smith (2 PRs)	1979
2 J.T. Smith (2 PRs)	1980
2 Paul Palmer (2 KRs)	1987
2 Dale Carter (2 PRs)	1992
2 Dante Hall (2 KRs)	2004
2 Dexter McCluster (2 PRs)	2013

**Most Safeties, Career**

3 Derrick Thomas	1989-98
2 Bill Maas	1984-92
2 Dan Saleaumua	1989-96
2 Joe Phillips	1992-97
1 Buck Buchanan	1963-75
1 Willie Lanier	1967-77
1 John Lohmeyer	1973, '75-77
1 Ed Beckman	1977-84
1 Dino Hackett	1986-92
1 Albert Lewis	1983-93
1 Rob McGovern	1989-90
1 Bernard Pollard	2006-08
1 Tamba Hali	2006-16
1 Justin Houston	2011-18
1 D.J. Alexander	2015-16

**Most Safeties, Season**

1 Buck Buchanan	1968
1 Willie Lanier	1974
1 John Lohmeyer	1976
1 Ed Beckman	1978
1 Dino Hackett	1988
1 Albert Lewis	1988
1 Bill Maas	1988, '90
1 Rob McGovern	1989
1 Dan Saleaumua	1991, '96
1 Derrick Thomas	1994, '97, '98
1 Joe Phillips	1997
1 Bernard Pollard	2007
1 Tamba Hali	2009
1 Justin Houston	2012
1 D.J. Alexander	2015

**Most Two-Point Conversions, Career**



3 Tony Gonzalez	1997-08
3 Travis Kelce	2013-19
2 Bo Dickinson	1960-61
2 Curtis McClinton	1962-69
2 Jerrel Wilson	1963-77
2 Reg Carolan	1964-68
2 Trent Green	2001-06
2 Eddie Kennison	2001-07
<b>Most Two-Point Conversions, Season</b>	
2 Bo Dickinson	1961
2 Travis Kelce	2015
<b>Most Two-Point Conversion Passes, Career</b>	
8 Len Dawson	1962-75
4 Trent Green	2001-06
4 Alex Smith	2013-17
2 Randy Duncan	1961
2 Elvis Grbac	1997-00

## Rushing

### Most Seasons Leading League in Rushing

1 Abner Haynes	1960
1 Christian Okoye	1989
1 Priest Holmes	2001
1 Kareem Hunt	2017

### Most Rushing Attempts, Career

1,375 Larry Johnson	2003-09
1,332 Jamaal Charles	2008-16
1,321 Priest Holmes	2001-07
1,246 Christian Okoye	1987-92
1,157 Ed Podolak	1969-77

### Most Rushing Attempts, Season

*416 Larry Johnson	2006
370 Christian Okoye	1989
336 Larry Johnson	2005
327 Priest Holmes	2001
320 Priest Holmes	2003

### \*NFL RECORD

### Most Rushing Attempts, Consecutive Seasons

752 Larry Johnson (336, 416)	2005-06
640 Priest Holmes (327, 313)	2001-02
633 Priest Holmes (313, 320)	2002-03
615 Christian Okoye (370, 245)	1989-90
574 Larry Johnson (416, 158)	2006-07

### Most Rushing Attempts, Rookie, Season

272 Kareem Hunt	2017
234 Joe Delaney	1981
174 Robert Holmes	1968
157 Christian Okoye	1987
156 Abner Haynes	1960

### Most Rushing Attempts, Game

39 Larry Johnson vs. Seattle	Oct. 29, 2006
38 Christian Okoye at Green Bay	Dec. 10, 1989
37 Christian Okoye vs. Seattle	Nov. 5, 1989
36 Larry Johnson at Houston	Nov. 20, 2005
35 Barry Word vs. L.A. Raiders	Dec. 22, 1991

### Most Rushing Yards, Career

7,260 Jamaal Charles	2008-16
6,070 Priest Holmes	2001-07
6,015 Larry Johnson	2003-09
4,897 Christian Okoye	1987-92
4,451 Ed Podolak	1969-77

### Most Rushing Yards, Season (All 1,000+)

1,789 Larry Johnson	2006
1,750 Larry Johnson	2005
1,615 Priest Holmes	2002

1,555 Priest Holmes	2001
1,509 Jamaal Charles	2012
1,480 Christian Okoye	1989
1,467 Jamaal Charles	2010
1,420 Priest Holmes	2003
1,327 Kareem Hunt	2017
1,287 Jamaal Charles	2013
1,121 Joe Delaney	1981
1,120 Jamaal Charles	2009
1,087 Mike Garrett	1967
1,053 Tony Reed	1978
1,049 Abner Haynes	1962
1,033 Jamaal Charles	2014
1,031 Christian Okoye	1991
1,015 Barry Word	1990

### Most Rushing Yards, Consecutive Seasons

3,539 Larry Johnson (1,750, 1,789)	2005-06
3,170 Priest Holmes (1,555, 1,615)	2001-02
3,035 Priest Holmes (1,615, 1,420)	2002-03
2,796 Jamaal Charles (1,509, 1,287)	2012-13
2,348 Larry Johnson (1,789, 559)	2006-07

### Most Rushing Yards, Rookie, Season

1,327 Kareem Hunt	2017
1,121 Joe Delaney	1981
875 Abner Haynes	1960
866 Robert Holmes	1968
801 Mike Garrett	1966

### Most Rushing Yards, Game (All 200+)

259 Jamaal Charles at Denver	Jan. 3, 2010
233 Jamaal Charles at New Orleans	Sept. 23, 2012
226 Jamaal Charles vs. Indianapolis	Dec. 23, 2012
211 Larry Johnson at Houston	Nov. 20, 2005
201 Larry Johnson vs. Cincinnati	Jan. 1, 2006
200 Barry Word at Detroit	Oct. 14, 1990

### Most Rushing Yards, Rookie, Game (All 150+)

193 Joe Delaney vs. Houston	Nov. 15, 1981
172 Kareem Hunt at Los Angeles Chargers	Sept. 24, 2017
161 Mike Garrett at San Diego	Dec. 18, 1966
158 Robert Holmes at Cincinnati	Nov. 10, 1968
157 Abner Haynes at N.Y. Titans	Nov. 24, 1960
155 Kareem Hunt vs. Los Angeles Chargers	Dec. 16, 2017
150 Kolby Smith vs. Oakland	Nov. 25, 2007

### Most Rushing Yards, Consecutive Games (All 300+)

361 (102, 259) J. Charles	Dec. 27, 2009 - Jan. 3, 2010
343 (132, 211) Larry Johnson	Nov. 13-20, 2005
332 (131, 201) L. Johnson	Dec. 24, 2005 - Jan. 1, 2006
330 (211, 119) Larry Johnson	Nov. 20-27, 2005
327 (155, 172) Larry Johnson	Oct. 29 - Nov. 5, 2006
321 (233, 88) Jamaal Charles	Sept. 23-30, 2012
319 (121, 198) Larry Johnson	Sept. 21-28, 2008
311 (154, 157) Larry Johnson	Nov. 19-23, 2006
310 (197, 113) Priest Holmes	Nov. 24 - Dec. 1, 2002
310 (143, 167) Larry Johnson	Dec. 11-17, 2005
301 (104, 197) Priest Holmes	Nov. 17-24, 2002

### Most Rushing Yards vs. One Opponent, Season

327 (172, 155) Kareem Hunt vs. Los Angeles Chargers	2017
315 (56, 259) Jamaal Charles vs. Denver	2009
289 (154, 135) Larry Johnson vs. Oakland	2006
283 (126, 157) Larry Johnson vs. Denver	2006
282 (156, 126) Christian Okoye vs. Seattle	1989

### Most Games, 100 or More Rushing Yards, Career

30 Larry Johnson	2003-09
24 Priest Holmes	2001-07
23 Jamaal Charles	2008-16



14 Christian Okoye	1987-92
13 Abner Haynes	1960-65
<b>Most Games, 100 or More Rushing Yards, Season</b>	
11 Larry Johnson	2006
10 Larry Johnson	2005
9 Priest Holmes	2002
8 Christian Okoye	1989
7 Priest Holmes	2001
7 Jamaal Charles	2012
<b>Most Games, 100 or More Rushing Yards, Rookie, Season</b>	
6 Kareem Hunt	2017
5 Joe Delaney	1981
3 Curtis McClinton	1962
2 Mike Garrett	1966
2 Robert Holmes	1968
2 Abner Haynes	1960
2 Woody Green	1974
<b>Most Consecutive Games, 100 or More Rushing Yards</b>	
9 Larry Johnson	Nov. 6, 2005 - Jan. 1, 2006
5 Priest Holmes	Nov. 17 - Dec. 15, 2002
4 Larry Johnson	Nov. 19 - Dec. 10, 2006
4 Jamaal Charles	Dec. 13, 2009 - Jan. 3 2010
3 Joe Delaney	Oct. 4 - Oct. 18, 1981
3 Christian Okoye	Sept. 24 - Oct. 8, 1989
3 Christian Okoye	Oct. 22 - Nov. 5, 1989
3 Larry Johnson	Dec. 5 - Dec. 19, 2004
3 Larry Johnson	Oct. 22 - Nov. 5, 2006
3 Jamaal Charles	Nov. 25 - Dec. 9, 2012
3 Kareem Hunt	Sept. 24 - Oct. 8, 2017
<b>Longest Run From Scrimmage</b>	
91 (TD) Jamaal Charles at New Orleans	Sept. 23, 2012
91 (TD) Damien Williams vs. Minnesota	Nov. 3, 2019
86 (TD) Jamaal Charles vs. Indianapolis	Dec. 23, 2012
84 (TD) Ted McKnight at Seattle	Sept. 30, 1979
84 (TD) Damien Williams vs. L.A. Chargers	Dec. 29, 2019
82 (TD) Joe Delaney vs. Denver	Oct. 18, 1981
82 (TD) Derrick Alexander vs. Pittsburgh	Dec. 12, 1999
80 (TD) Abner Haynes at N.Y. Jets	Nov. 29, 1964
80 (TD) Warren McVea vs. Cincinnati	Oct. 26, 1969
80 Jamaal Charles at St. Louis	Dec. 19, 2010
80 (TD) Jamaal Charles at Cleveland	Dec. 9, 2012
<b>Most Rushing Yards, QB, Career</b>	
1,672 Alex Smith	2013-17
1,253 Len Dawson	1962-75
712 Steve Fuller	1979-82
692 Trent Green	2001-06
682 Mike Livingston	1968-79
<b>Most Rushing Yards, QB, Season</b>	
498 Alex Smith	2015
431 Alex Smith	2013
386 Tyler Thigpen	2008
355 Alex Smith	2017
274 Steve Fuller	1980
<b>Most 10+ Yard Rushes, Career</b>	
196 Jamaal Charles	2008-16
190 Priest Holmes	2001-07
137 Larry Johnson	2003-09
71 Marcus Allen	1993-97
63 Kimble Anders	1991-00
<b>Most 10+ Yard Rushes, Season</b>	
53 Priest Holmes	2002
52 Priest Holmes	2001
49 Larry Johnson	2006
47 Larry Johnson	2005

45 Jamaal Charles	2010
<b>Most 10+ Yard Rushes, Game</b>	
10 Priest Holmes at Oakland	Dec. 9, 2001
9 Priest Holmes at Seattle	Nov. 24, 2002
7 Larry Johnson at N.Y. Giants	Dec. 17, 2005
7 Jamaal Charles vs. Buffalo	Oct. 31, 2010
<b>Highest Rushing Average, Career (400 attempts)</b>	
5.45 Jamaal Charles (1,332-7,260)	2008-16
4.80 Abner Haynes (794-3,814)	1960-64
4.60 Priest Holmes (1,321-6,070)	2001-07
4.57 Kimble Anders (495-2,261)	1991-00
4.44 Ted McKnight (528-2,344)	1977-81
<b>Highest Rushing Average, Season (100 attempts)</b>	
6.38 Jamaal Charles (230-1,467)	2010
6.03 Ted McKnight (104-627)	1978
5.89 Jamaal Charles (190-1,120)	2009
5.61 Abner Haynes (156-875)	1960
5.49 Mack Lee Hill (105-576)	1964
<b>Highest Rushing Average, Game (10 attempts)</b>	
14.27 A. Haynes at N.Y. Titans (11-157)	Nov. 24, 1960
12.25 T. McKnight at Seattle (12-147)	Sept. 30, 1979
11.58 E. Podolak vs. Denver (12-139)	Dec. 6, 1970
11.45 J. Charles at St. Louis (11-126)	Dec. 19, 2010
11.29 A. Haynes vs. Oakland (14-158)	Nov. 26, 1961
<b>Most Rushing Touchdowns, Career</b>	
76 Priest Holmes	2001-07
55 Larry Johnson	2003-09
44 Marcus Allen	1993-97
43 Jamaal Charles	2008-16
40 Christian Okoye	1987-92
39 Abner Haynes	1960-65
<b>Most Rushing Touchdowns, QB, Career</b>	
10 Alex Smith	2013-17
9 Len Dawson	1962-75
7 Mike Livingston	1968-79
6 Pete Beathard	1964-73
6 Rich Gannon	1995-98
<b>Most Rushing Touchdowns, Season</b>	
27 Priest Holmes	2003
21 Priest Holmes	2002
20 Larry Johnson	2005
17 Larry Johnson	2006
14 Priest Holmes	2004
<b>Most Rushing Touchdowns, Consecutive Seasons</b>	
48 Priest Holmes (21, 27)	2002-03
41 Priest Holmes (27, 14)	2003-04
37 Larry Johnson (20, 17)	2005-06
29 Priest Holmes (8, 21)	2001-02
29 Larry Johnson (9, 20)	2004-05
<b>Most Rushing Touchdowns, Rookie, Season</b>	
10 Billy Jackson	1981
9 Abner Haynes	1960
8 Kareem Hunt	2017
7 Robert Holmes	1968
6 Mike Garrett	1966
<b>Most Rushing Touchdowns, Game</b>	
4 Abner Haynes vs. Oakland	Nov. 26, 1961
4 Priest Holmes at Cleveland	Sept. 8, 2002
4 Priest Holmes vs. Atlanta	Oct. 24, 2004
4 Derrick Blaylock vs. Atlanta	Oct. 24, 2004
3 Jack Spikes vs. Houston	Oct. 1, 1961
3 Abner Haynes vs. Boston	Sept. 8, 1962
3 Bert Coan at Denver	Oct. 23, 1966
3 Ed Podolak at Detroit	Nov. 25, 1971
3 Ed Podolak vs. Cleveland	Dec. 12, 1976



3 Billy Jackson at Oakland	Oct. 25, 1981
3 Marcus Allen at Seattle	Dec. 5, 1993
3 Donnell Bennett at Philadelphia	Sept. 27, 1998
3 Bam Morris at San Diego	Nov. 22, 1998
3 Priest Holmes vs. Denver	Oct. 20, 2002
3 Priest Holmes vs. Pittsburgh	Sept. 14, 2003
3 Priest Holmes vs. Buffalo	Oct. 26, 2003
3 Priest Holmes vs. Detroit	Dec. 14, 2003
3 Priest Holmes at Minnesota	Dec. 20, 2003
3 Priest Holmes at Denver	Sept. 12, 2004
3 Priest Holmes vs. Indianapolis	Oct. 31, 2004
3 Larry Johnson at Dallas	Dec. 11, 2005
3 Larry Johnson vs. Cincinnati	Jan. 1, 2006
3 Larry Johnson vs. Seattle	Oct. 29, 2006
3 Larry Johnson vs. Jacksonville	Dec. 31, 2006
3 Jamaal Charles at Green Bay	Sept. 28, 2015

**Most Rushing Touchdowns, Consecutive Games**

7 Priest Holmes	Oct. 24-31, 2004
6 Priest Holmes	Dec. 14-20, 2003
5 Priest Holmes	5 times
	Last; Dec. 20-28, 2003
5 Larry Johnson	3 times
	Last; Oct. 22-29, 2006

**Most Consecutive Games With Rushing Touchdown**

11 Priest Holmes	Sept. 22 - Dec. 8, 2002
8 Priest Holmes	Nov. 23, 2003 - Sept. 19, 2004
8 Larry Johnson	Nov. 28, 2004 - Sept. 18, 2005
7 Larry Johnson	Nov. 20, 2005 - Jan. 1, 2006
7 Larry Johnson	Oct. 15 - Nov. 23, 2006

**Most Rushing Touchdowns, QB, Season**

5 Steve Bono	1995
Alex Smith	2016
4 Pete Beathard	1965
Steve Fuller	1980
3 Five Players Tied	

## Passing

**Most Seasons Leading League in Passing**

4 Len Dawson	1962, 1964, 1966, 1968
--------------	------------------------

**Highest Passer Rating Career (1,000 attempts)**

108.9 Patrick Mahomes	2017-19
94.8 Alex Smith	2013-17
87.3 Trent Green	2001-06
83.2 Len Dawson	1962-75
81.8 Steve DeBerg	1988-91
80.6 Elvis Grbac	1997-00

**Highest Passer Rating, Season (200 attempts)**

113.8 Patrick Mahomes	2018
105.3 Patrick Mahomes	2019
104.7 Alex Smith	2017
101.9 Len Dawson	1966
98.8 Len Dawson	1968
98.4 Len Dawson	1962
98.0 Damon Huard	2006
96.3 Steve DeBerg	1990

**Highest Passer Rating, Rookie, Season**

112.3 Todd Blackledge	1983
76.4 Patrick Mahomes	2017
66.7 Hunter Enis	1960
55.8 Steve Fuller	1979

**Highest Passer Rating, Game (20 attempts)**

158.3 Trent Green vs. Detroit	Dec. 14, 2003
158.3 Alex Smith at Oakland	Dec. 15, 2013
156.6 Steve Bono at Seattle	Sept. 3, 1995
154.8 Patrick Mahomes at Pittsburgh	Sept. 16, 2018

154.3 Trent Green at Washington	Sept. 30, 2001
148.6 Alex Smith at New England	Sept. 7, 2017
147.6 Bill Kenney at San Diego	Dec. 16, 1984
146.0 Joe Montana at Tampa Bay	Sept. 5, 1993

**Most 100.0+ Passer Rating Games, Career**

30 Len Dawson	1962-75
29 Alex Smith	2013-17
27 Trent Green	2001-06
19 Steve DeBerg	1988-91
19 Patrick Mahomes	2017-19
14 Bill Kenney	1980-88

**Most 100.0+ Passer Rating Games, Season**

13 Patrick Mahomes	2018
10 Steve DeBerg	1990
9 Alex Smith	2017
7 Trent Green	2003
7 Trent Green	2004
7 Patrick Mahomes	2019
6 Alex Smith	2015
6 Matt Cassel	2010

**Most Passes Attempted, Career**

3,696 Len Dawson	1962-75
2,777 Trent Green	2001-06
2,436 Alex Smith	2013-17
2,430 Bill Kenney	1979-88
1,751 Mike Livingston	1968-79
1,616 Steve DeBerg	1988-91

**Most Passes Attempted, Season (All 500+)**

603 Bill Kenney	1983
580 Patrick Mahomes	2018
556 Trent Green	2004
547 Elvis Grbac	2000
523 Trent Green	2001
523 Trent Green	2003
520 Steve Bono	1995
508 Alex Smith	2013
507 Trent Green	2005
505 Alex Smith	2017

**Most Passes Attempted, Consecutive Seasons**

1,079 Trent Green (523, 556)	2003-04
1,064 Patrick Mahomes (580, 484)	2018-19
1,063 Trent Green (556, 507)	2004-05
1,046 Elvis Grbac (499, 547)	1999-00
994 Alex Smith (489, 505)	2016-17
993 Trent Green (523, 470)	2001-02
993 Trent Green (470, 523)	2002-03

**Most Passes Attempted, Rookie, Season**

270 Steve Fuller	1979
54 Hunter Enis	1960
35 Patrick Mahomes	2017
34 Todd Blackledge	1983

**Most Passes Attempted, Game (All 50+)**

55 Joe Montana at San Diego	Oct. 9, 1994
55 Steve Bono at Miami	Dec. 12, 1994
54 Joe Montana at Denver	Oct. 17, 1994
54 Steve Bono at San Diego	Sept. 29, 1996
53 Elvis Grbac at Oakland	Nov. 5, 2000
53 Trent Green at San Diego	Jan. 2, 2005
53 Matt Cassel at Denver	Nov. 14, 2010
53 Patrick Mahomes vs. Baltimore	Dec. 9, 2018
52 Bill Kenney at Denver	Oct. 30, 1983
50 Bill Kenney vs. Buffalo	Nov. 30, 1986
50 Steve DeBerg at Cleveland	Nov. 24, 1991
50 Rich Gannon at Jacksonville	Nov. 9, 1997



50 Alex Smith at Pittsburgh	Oct. 2, 2016
50 Patrick Mahomes at Tennessee	Nov. 10, 2019
<b>Most Passes Completed, Career</b>	
2,115 Len Dawson	1962-75
1,720 Trent Green	2001-06
1,587 Alex Smith	2013-17
1,330 Bill Kenney	1979-88
934 Steve DeBerg	1988-91
912 Mike Livingston	1968-79
<b>Most Passes Completed, Season (All 300+)</b>	
383 Patrick Mahomes (580 att.)	2018
369 Trent Green (556 att.)	2004
346 Bill Kenney (603 att.)	1983
341 Alex Smith (505 att.)	2017
330 Trent Green (523 att.)	2003
328 Alex Smith (461 att.)	2016
326 Elvis Grbac (547 att.)	2000
319 Patrick Mahomes (484 att.)	2019
317 Trent Green (507 att.)	2005
308 Alex Smith (508 att.)	2013
307 Alex Smith (470 att.)	2015
303 Alex Smith (464 att.)	2014
<b>Most Passes Completed, Consecutive Seasons (All 600+)</b>	
702 Patrick Mahomes (383, 319)	2018-19
699 Trent Green (330, 369)	2003-04
686 Trent Green (369, 317)	2004-05
686 Patrick Mahomes (383, 303)	2018-19
669 Alex Smith (328, 341)	2016-17
635 Alex Smith (307, 328)	2015-16
620 Elvis Grbac (294, 326)	1999-00
617 Trent Green (287, 330)	2002-03
611 Alex Smith (308, 303)	2013-14
610 Alex Smith (303, 307)	2014-15
<b>Most Passes Completed, Rookie, Season</b>	
146 Steve Fuller	1979
30 Hunter Enis	1960
22 Patrick Mahomes	2017
20 Todd Blackledge	1983
<b>Most Passes Completed, Game (All 30+)</b>	
39 Elvis Grbac at Oakland	Nov. 5, 2000
37 Joe Montana at San Diego	Oct. 9, 1994
36 Patrick Mahomes at Tennessee	Nov. 10, 2019
35 Patrick Mahomes at Baltimore	Dec. 9, 2018
34 Joe Montana at Denver	Oct. 17, 1994
34 Trent Green at Denver	Dec. 7, 2003
34 Alex Smith vs. San Diego	Sept. 11, 2016
33 Steve Bono at Miami	Dec. 12, 1994
33 Trent Green at San Diego	Jan. 2, 2005
33 Matt Cassel at Denver	Nov. 14, 2010
33 Patrick Mahomes at L.A. Rams	Nov. 19, 2018
32 Trent Green at Tampa Bay	Nov. 7, 2004
32 Trent Green vs. Oakland	Dec. 25, 2004
31 Bill Kenney at San Diego	Dec. 11, 1983
31 Elvis Grbac vs. Carolina	Dec. 10, 2000
31 Trent Green at San Diego	Oct. 30, 2005
31 Alex Smith at Pittsburgh	Dec. 21, 2014
31 Alex Smith at Cincinnati	Oct. 4, 2015
30 Steve DeBerg vs. Cleveland	Nov. 24, 1991
30 Elvis Grbac vs. Seattle	Nov. 21, 1999
30 Alex Smith at Pittsburgh	Oct. 2, 2016
30 Patrick Mahomes at Oakland	Sept. 15, 2019
<b>Most Consecutive Passes Completed</b>	
15 Len Dawson at Houston	Sept. 9, 1967

15 Bill Kenney vs. San Diego (13)	Sept. 12, 1983
at Washington (2)	Sept. 18, 1983
15 Alex Smith at Oakland	Oct. 16, 2016
15 Alex Smith at Atlanta	Dec. 4, 2016
14 Trent Green vs. Indianapolis	Oct. 31, 2004
<b>Most Seasons Leading League</b>	
*8 Len Dawson	1962, '64-69, '75
<b>*NFL RECORD</b>	
<b>Most Consecutive Seasons Leading League</b>	
*6 Len Dawson	1964-69
<b>*NFL RECORD</b>	
<b>Highest Completion Percentage, Career (1,000 attempts)</b>	
65.88 Patrick Mahomes (1,099-724)	2017-19
65.15 Alex Smith (2,436-1,587)	2013-17
61.94 Trent Green (1,777-1,720)	2001-06
57.97 Steve DeBerg (1,616-934)	1988-91
57.94 Elvis Grbac (1,548-897)	1997-00
57.35 Matt Cassel (1,489-854)	2009-12
<b>Highest Completion Percentage, Season (100 attempts)</b>	
67.52 Alex Smith (505-341)	2017
67.08 Alex Smith (489-328)	2016
66.43 Len Dawson (140-93)	1975
66.37 Trent Green (556-369)	2004
66.03 Patrick Mahomes (580-383)	2018
65.91 Patrick Mahomes (484-319)	2019
65.32 Alex Smith (470-307)	2015
65.30 Alex Smith (464-303)	2014
63.09 Trent Green (523-330)	2003
62.52 Trent Green (507-317)	2005
62.05 Damon Huard (206-332)	2007
<b>Highest Completion Percentage, Rookie, Season</b>	
62.86 Patrick Mahomes (35-22)	2017
58.82 Todd Blackledge (34-20)	1983
55.56 Hunter Enis (54-30)	1960
54.07 Steve Fuller (270-146)	1979
<b>Highest Completion Percentage, Game (20 attempts)</b>	
86.36 A. Smith at Oakland (22-19)	Oct. 16, 2016
86.21 A. Smith vs. St. Louis (29-25)	Oct. 26, 2014
85.00 A. Smith at Oakland (20-17)	Dec. 15, 2013
84.00 A. Smith at Baltimore (25-21)	Dec. 20, 2015
84.00 A. Smith at Atlanta (25-21)	Dec. 4, 2016
<b>Most Passing Yards, Career (All 10,000+)</b>	
28,507 Len Dawson	1962-75
21,459 Trent Green	2001-06
17,608 Alex Smith	2013-17
17,277 Bill Kenney	1979-88
11,873 Steve DeBerg	1988-91
11,295 Mike Livingston	1968-79
10,642 Elvis Grbac	1997-00
<b>Most Passing Yards, Season (All 4,000+)</b>	
5,097 Patrick Mahomes	2018
4,591 Trent Green	2004
4,348 Bill Kenney	1983
4,169 Elvis Grbac	2000
4,042 Alex Smith	2017
4,039 Trent Green	2003
4,031 Patrick Mahomes	2019
4,014 Trent Green	2005
<b>Most Passing Yards, Consecutive Seasons</b>	
9,128 Patrick Mahomes (5,097, 4,031)	2018-19
8,630 Trent Green (4,039, 4,591)	2003-04
8,605 Trent Green (4,591, 4,014)	2004-05
7,729 Trent Green (3,690, 4,039)	2002-03



7,558 Elvis Grbac (3,389, 4,169)	1999-00
7,544 Alex Smith (3,502, 4,042)	2016-17
<b>Most Passing Yards, Rookie, Season</b>	
1,484 Steve Fuller	1979
357 Hunter Enis	1960
284 Patrick Mahomes	2017
259 Todd Blackledge	1983
<b>Most Passing Yards, Game (All 400+)</b>	
504 Elvis Grbac at Oakland	Nov. 5, 2000
478 Patrick Mahomes at L.A. Rams	Nov. 19, 2018
469 Matt Cassel at Denver	Nov. 14, 2010
446 Patrick Mahomes at Tennessee	Nov. 10, 2019
443 Patrick Mahomes at Oakland	Sept. 15, 2019
435 Len Dawson vs. Denver	Nov. 1, 1964
411 Bill Kenney at San Diego	Dec. 11, 1983
400 Trent Green at Green Bay	Oct. 12, 2003
<b>Most Games, 300 Yards Passing, Career</b>	
24 Trent Green	2001-06
17 Patrick Mahomes	2017-19
15 Bill Kenney	1979-88
9 Len Dawson	1962-75
8 Alex Smith	2013-17
7 Elvis Grbac	1997-00
5 Steve DeBerg	1988-91
<b>Most Games, 300 Yards Passing, Season</b>	
10 Patrick Mahomes	2018
8 Trent Green	2004
7 Bill Kenney	1983
7 Patrick Mahomes	2019
5 Elvis Grbac	2000
5 Trent Green	2003
5 Alex Smith	2017
<b>Most Consecutive Games, 300 Yards Passing, Season</b>	
8 Patrick Mahomes	2018
5 Patrick Mahomes	2019
4 Bill Kenney	1983
4 Trent Green	2004
3 Elvis Grbac	2000
2 Joe Montana	1994
2 Steve Bono	1994
2 Trent Green	2001
2 Trent Green	2002
2 Trent Green	2003
<b>Long Pass Completion (All TDs)</b>	
*99 Trent Green vs. San Diego	Dec. 22, 2002
(to Marc Boerigter)	
93 Mike Livingston vs. Miami	Oct. 19, 1969
(to Otis Taylor for 79 yards, lateral to Robert Holmes for 14 yards)	
92 Len Dawson at Denver	Nov. 18, 1962
(to Tommy Brooker)	
92 Len Dawson at Oakland	Nov. 3, 1968
(to Gloster Richardson)	
90 Len Dawson vs. Houston	Nov. 17, 1968
(to Frank Pitts)	
90 Steve DeBerg vs. San Diego	Nov. 18, 1990
(to J.J. Birden)	
<b>*NFL RECORD</b>	
<b>Most 20+ Yard Passes, Career</b>	
274 Trent Green	2001-06
215 Alex Smith	2013-17
133 Elvis Grbac	1997-00
127 Patrick Mahomes	2017-19
122 Matt Cassel	2009-12

73 Steve DeBerg	1990-91
68 Joe Montana	1993-94
<b>Most 20+ Yard Passes, Season</b>	
75 Patrick Mahomes	2018
59 Trent Green	2004
55 Elvis Grbac	2000
54 Trent Green	2003
52 Alex Smith	2017
51 Trent Green	2001
51 Trent Green	2005
<b>Most 20+ Yard Passes, Game</b>	
9 Matt Cassel at Denver	Nov. 14, 2010
9 Patrick Mahomes at L.A. Rams	Nov. 19, 2018
8 Patrick Mahomes at Oakland	Sept. 15, 2019
7 Dave Krieg at L.A. Raiders	Dec. 6, 1992
7 Rich Gannon at San Diego	Nov. 22, 1998
7 Elvis Grbac at Oakland	Nov. 5, 2000
7 Trent Green at Arizona	Oct. 21, 2001
7 Trent Green vs. Indianapolis	Oct. 31, 2004
7 Alex Smith at New York Jets	Dec. 3, 2017
7 Patrick Mahomes at Cleveland	Nov. 4, 2018
6 16 times; Last P. Mahomes vs. IND	Oct. 6, 2019
<b>Most Seasons Leading League</b>	
3 Len Dawson	1962, '66, '69
<b>Highest Passing Average, Career (1,000 attempts)</b>	
8.56 Patrick Mahomes (1,099-9,412)	2017-19
7.73 Trent Green (2,777-21,459)	2001-06
7.71 Len Dawson (3,696-28,507)	1962-75
7.35 Steve DeBerg (1,616-11,873)	1988-91
7.23 Alex Smith (2,436-17,608)	2013-17
7.11 Bill Kenney (2,430-17,277)	1979-88
6.88 Elvis Grbac (1,548-10,643)	1997-00
<b>Highest Passing Average, Season (Qualifiers: 224 attempts/16 G)</b>	
9.42 Len Dawson (224-2,109)	1968
8.90 Len Dawson (310-2,759)	1962
8.90 Len Dawson (284-2,527)	1966
8.79 Patrick Mahomes (580-5,097)	2018
<b>Highest Passing Average, Game (20 attempts)</b>	
15.76 S. DeBerg at New England (21-331)	Dec. 2, 1990
14.35 A. Smith at Oakland (20-287)	Dec. 15, 2013
13.90 T. Green vs. Denver (21-292)	Dec. 16, 2001
12.82 L. Dawson vs. Denver (22-282)	Dec. 19, 1965
<b>Most Seasons Leading League</b>	
*4 Len Dawson	1962, '63, '65, '66
<b>*NFL RECORD</b>	
<b>Most Touchdown Passes, Career</b>	
237 Len Dawson	1962-75
118 Trent Green	2001-06
105 Bill Kenney	1979-88
102 Alex Smith	2013-17
76 Patrick Mahomes	2017-19
67 Steve DeBerg	1988-91
<b>Most Touchdown Passes, Season</b>	
50 Patrick Mahomes	2018
30 Len Dawson	1964
29 Len Dawson	1962
28 Elvis Grbac	2000
27 Trent Green	2004
27 Matt Cassel	2010
26 Len Dawson	1963, '66
26 Trent Green	2002
26 Alex Smith	2017
26 Patrick Mahomes	2019
<b>Most Touchdown Passes, Consecutive Seasons</b>	



76 Patrick Mahomes (50, 26)	2018-19
56 Len Dawson (26, 30)	1963-64
55 Len Dawson (29, 26)	1962-63
51 Len Dawson (30, 21)	1964-65
51 Trent Green (24, 27)	2003-04
50 Elvis Grbac (22, 28)	1999-00
50 Len Dawson (26, 24)	1966-67
50 Trent Green (26, 24)	2002-03

**Most Touchdown Passes, Rookie, Season**

6 Steve Fuller	1979
3 Todd Blackledge	1983
1 Hunter Enis	1960

**Most Touchdown Passes, Game**

6 Len Dawson vs. Denver	Nov. 1, 1964
6 Patrick Mahomes	2 times
Last; at L.A. Rams	Nov. 19, 2018
5 Len Dawson	2 times
Last; vs. Miami	Oct. 8, 1967
5 Elvis Grbac vs. San Diego	Sept. 17, 2000
5 Trent Green vs. Miami	Sept. 29, 2002
5 Alex Smith at Oakland	Dec. 15, 2013
4 Len Dawson	6 times
Last; at Baltimore	Sept. 28, 1970
4 Bill Kenney	4 times
Last; at Chicago	Nov. 1, 1987
4 Trent Green at Cleveland	Dec. 3, 2006
4 Matt Cassel	2 times
Last; at Indianapolis	Oct. 9, 2011
4 Alex Smith	2 times
Last; at New York Jets	Dec. 3, 2017
4 Patrick Mahomes	6 times
Last; at Oakland	Sept. 15, 2019

**Most Consecutive Games, Touchdown Passes**

15 Elvis Grbac	Nov. 28, 1999 - Nov. 12, 2000
14 Len Dawson	Oct. 3, 1965 - Oct. 8, 1966
14 Patrick Mahomes	Oct. 14, 2018 - Sept. 22, 2019
12 Len Dawson	Sept. 8, 1962 - Dec. 2, 1962
12 Trent Green	Nov. 28, 2001 - Oct. 20, 2002

**Most Consecutive Passes, None Intercepted**

312 Alex Smith	2015
297 Alex Smith	2016-17
233 Steve DeBerg	1990
219 Patrick Mahomes	2018-19
202 Rich Gannon	1997-98
187 Patrick Mahomes	2017-18

**Most Passes Had Intercepted, Career**

178 Len Dawson	1962-75
86 Bill Kenney	1979-88
85 Trent Green	2001-06
83 Mike Livingston	1968-79
50 Steve DeBerg	1988-91

**Most Attempts, No Interceptions, Game (All 40+)**

53 Matt Cassel at Denver	Nov. 14, 2010
47 Trent Green at Denver	Dec. 7, 2003
45 Patrick Mahomes at Denver	Oct. 1, 2018
45 Alex Smith at Cincinnati	Oct. 4, 2015
45 Bill Kenney at L.A. Raiders	Oct. 9, 1983
45 Steve DeBerg at Denver	Sept. 17, 1990
45 Trent Green at Green Bay	Oct. 12, 2003
45 Alex Smith at Denver	Nov. 17, 2013
45 Alex Smith at Pittsburgh	Dec. 21, 2014
44 Alex Smith at Denver	Nov. 27, 2016
44 Patrick Mahomes at Oakland	Sept. 15, 2019
43 Bill Kenney at Houston	Oct. 23, 1983

43 Rich Gannon at Denver	Dec. 6, 1998
43 Trent Green at Denver	Dec. 15, 2002
43 Trent Green at San Diego	Oct. 30, 2005
43 Matt Cassel vs. Buffalo	Dec. 13, 2009
42 Trent Green vs. Cleveland	Nov. 9, 2003
42 Trent Green at Cincinnati	Nov. 16, 2003
42 Alex Smith at Denver	Sept. 14, 2014
42 Patrick Mahomes at Detroit	Sept. 29, 2019
41 Todd Blackledge vs. Houston	Nov. 11, 1984
41 Steve Bono vs. San Diego	Oct. 9, 1995
41 Rich Gannon vs. Dallas	Dec. 13, 1998
41 Tyler Thigpen at San Diego	Nov. 9, 2008
40 Steve Bono vs. New England	Oct. 15, 1995
40 Elvis Grbac vs. San Diego	Oct. 16, 1997
40 Elvis Grbac vs. Oakland	Oct. 15, 2000
40 Patrick Mahomes at Seattle	Dec. 23, 2018

**Most Passes Had Intercepted, Season**

24 Trent Green	2001
23 Cotton Davidson	1961
19 Len Dawson	1963
19 Bill Kenney	1983
17 Len Dawson	1962, '67
17 Trent Green	2004

**Most Passes Had Intercepted, Rookie, Season**

14 Steve Fuller	1979
2 Hunter Enis	1960
2 Brodie Croyle	2006
1 Tyler Thigpen	2007
1 Patrick Mahomes	2017
0 Todd Blackledge	1983

**Most Interceptions, Game**

6 Todd Blackledge vs. L.A. Rams	Oct. 20, 1985
5 Cotton Davidson at Houston	Oct. 16, 1960
5 Len Dawson vs. Oakland	Nov. 23, 1969
5 Mike Livingston vs. Pittsburgh	Oct. 13, 1974
5 Bill Kenney vs. San Diego	Sept. 20, 1981
5 Steve DeBerg at San Diego	Sept. 24, 1989

**Lowest Percentage, Passes Had Intercepted, Career (1,000 att)**

1.35 Alex Smith (2,436-33)	2013-17
1.64 Patrick Mahomes (1,099-18)	2017-19
2.96 Matt Cassel (1,489-44)	2009-12
3.04 Elvis Grbac (1,548-47)	1997-00
3.09 Steve DeBerg (1,616-50)	1988-91
3.54 Bill Kenney (2,430-85)	1979-88

**Lowest Percentage, Passes Had Intercepted, Season (300 att)**

0.90 Steve DeBerg (444-4)	1990
0.99 Alex Smith (505-5)	2017
1.03 Patrick Mahomes (484-5)	2019
1.29 Alex Smith (464-6)	2014
1.38 Alex Smith (508-7)	2013
1.49 Alex Smith (470-7)	2015
1.56 Matt Cassel (450-7)	2010
1.64 Alex Smith (489-8)	2016
1.69 Rich Gannon (354-6)	1998
1.83 Joe Montana (493-9)	1994

**Times Sacked**

195.0 Bill Kenney	1979-88
192.0 Alex Smith	2013-17
173.0 Trent Green	2001-06
133.0 Mike Livingston	1968-79
120.0 Steve Fuller	1979-82
109.0 Matt Cassel	2009-12
90.0 Len Dawson	1962-75



**Times Sacked, Season**

49.0 Steve Fuller	1980
48.0 Dave Krieg	1992
45.0 Alex Smith	2014
45.0 Alex Smith	2015
42.0 Matt Cassel	2009
41.0 Bill Kenney	1983
39.0 Trent Green	2001
39.0 Alex Smith	2013

**Times Sacked, Game**

10.0 Steve Fuller vs. Baltimore	Nov. 2, 1980
8.0 Steve Fuller at Pittsburgh	Dec. 5, 1982

## Pass Receiving

**Most Seasons Leading League**

1 MacArthur Lane (66 recs.)	1976
1 Tony Gonzalez (102 recs.)	2004

**Most Pass Receptions, Career**

916 Tony Gonzalez	1997-08
532 Dwayne Bowe	2007-14
507 Travis Kelce	2013-19
416 Henry Marshall	1976-87
410 Otis Taylor	1965-75
391 Chris Burford	1960-67

**Most Seasons, 50 or More Pass Receptions**

11 Tony Gonzalez	1998-08
6 Dwayne Bowe	2007-08, 2010-13
6 Travis Kelce	2014-19
5 Kimble Anders	1994-98
5 Eddie Kennison	2002-06
4 Chris Burford	1961, '63-64, '66
4 Otis Taylor	1966-67, '71-72
4 Tyreek Hill	2016-19
3 Carlos Carson	1983-84, '87
3 Stephone Paige	1986, '88, '90
3 Derrick Alexander	1998-00
3 Priest Holmes	2001-03

**Most Pass Receptions, Season (All 80+)**

103 Travis Kelce	2018
102 Tony Gonzalez	2004
99 Tony Gonzalez	2007
97 Travis Kelce	2019
96 Tony Gonzalez	2008
93 Tony Gonzalez	2000
87 Jeremy Maclin	2015
87 Tyreek Hill	2018
86 Dwayne Bowe	2008
85 Travis Kelce	2016
81 Dwayne Bowe	2011
80 Carlos Carson	1983

**Most Pass Receptions, Consecutive Seasons**

200 Travis Kelce (103, 97)	2018-19
195 Tony Gonzalez (99, 96)	2007-08
186 Travis Kelce (83, 103)	2017-18
180 Tony Gonzalez (102, 78)	2004-05
173 Tony Gonzalez (71, 102)	2003-04
172 Tony Gonzalez (73, 99)	2006-07
169 Tony Gonzalez (76, 93)	1999-00

**Most Pass Receptions, Game (All 10+)**

14 Tony Gonzalez at San Diego	Jan. 2, 2005
13 Dwayne Bowe at Denver	Nov. 14, 2010
13 Dwayne Bowe at Seattle	Nov. 28, 2010
12 Ed Podolak vs. Denver	Oct. 7, 1973
12 Travis Kelce at Oakland	Dec. 2, 2018
11 Chris Burford at Buffalo	Sept. 22, 1963

11 Emile Harry at Cleveland	Nov. 24, 1991
11 Kimble Anders vs. N.Y. Giants	Sept. 10, 1995
11 Tony Gonzalez at New England	Dec. 4, 2000
11 Dante Hall at Denver	Dec. 7, 2003
11 Tony Gonzalez vs. Oakland	Dec. 25, 2004
11 Jeremy Maclin at Cincinnati	Oct. 4, 2015
11 Travis Kelce vs. Denver	Dec. 25, 2016
11 Tyreek Hill at Tennessee	Nov. 10, 2019
11 Travis Kelce vs. Denver	Dec. 15, 2019
10 Chris Burford at Boston	Oct. 12, 1962
10 Chris Burford vs. Buffalo	Oct. 13, 1963
10 Frank Jackson at N.Y. Jets	Nov. 29, 1964
10 Chris Burford at Boston	Sept. 25, 1966
10 Otis Taylor vs. Cincinnati	Oct. 15, 1972
10 Ed Podolak at Houston	Sept. 29, 1974
10 Stephone Paige at Denver	Sept. 17, 1990
10 J.J. Birden at Miami	Dec. 12, 1994
10 Kimble Anders vs. Denver	Nov. 16, 1998
10 Tony Gonzalez at Denver	Sept. 24, 2000
10 Tony Gonzalez vs. Carolina	Dec. 10, 2000
10 Tony Gonzalez vs. Cincinnati	Sept. 10, 2006
10 Tony Gonzalez vs. Green Bay	Nov. 4, 2007
10 Tony Gonzalez vs. San Diego	Dec. 2, 2007
10 Tony Gonzalez at Detroit	Dec. 23, 2007
10 Tony Gonzalez at San Diego	Nov. 9, 2008
10 Tony Gonzalez vs. Buffalo	Nov. 23, 2008
10 Dwayne Bowe at Cincinnati	Dec. 28, 2008
10 Tyreek Hill at Carolina	Nov. 13, 2016
10 Albert Wilson at Denver	Dec. 31, 2017
10 Tyreek Hill at L.A. Rams	Nov. 19, 2018
10 Travis Kelce at L.A. Rams	Nov. 19, 2018

**Most Pass Receptions, Half**

11 T. Gonzalez (2nd) at San Diego	Jan. 2, 2005
10 E. Harry (2nd) at Cleveland	Nov. 24, 1991
9 C. Burford (2nd) vs. Buffalo	Oct. 13, 1963
9 K. Anders (2nd) vs. N.Y. Giants	Sept. 10, 1995
9 T. Gonzalez (1st) vs. Oakland	Dec. 25, 2004

**Most Consecutive Games, Pass Receptions**

131 Tony Gonzalez	Dec. 4, 2000 - Dec. 28, 2008
95 Travis Kelce	Sept. 7, 2014 - Dec. 29, 2019
83 Stephone Paige	Nov. 17, 1985 - Sept. 29, 1991
55 Eddie Kennison	Dec. 9, 2001 - Oct. 2, 2005
48 Priest Holmes	Sept. 9, 2001 - Sept. 19, 2004

**Most Receptions, Running Back, Career**

369 Kimble Anders	1991-00
288 Ed Podolak	1969-77
285 Jamaal Charles	2008-16
251 Priest Holmes	2001-07
197 Abner Haynes	1960-64

**Most Receptions, Running Back, Season**

74 Priest Holmes	2003
70 Priest Holmes	2002
70 Jamaal Charles	2013
67 Kimble Anders	1994
66 MacArthur Lane	1976

**Most Receptions, Tight End, Career**

916 Tony Gonzalez	1997-08
507 Travis Kelce	2013-19
198 Fred Arbanas	1962-70
163 Walter White	1975-79
135 Jonathan Hayes	1985-93
111 Keith Cash	1992-96

**Most Pass Receptions, Tight End, Season**

103 Travis Kelce	2018
------------------	------



102 Tony Gonzalez	2004
99 Tony Gonzalez	2007
97 Travis Kelce	2019
96 Tony Gonzalez	2008
93 Tony Gonzalez	2000
85 Travis Kelce	2016

**Most Pass Receptions, Rookie, Season**

70 Dwayne Bowe	2007
61 Tyreek Hill	2016
55 Abner Haynes (RB)	1960
53 Kareem Hunt (RB)	2017
48 Sylvester Morris	2000

**Most Receiving Yards, Career (All 6,000+)**

10,940 Tony Gonzalez	1997-08
7,306 Otis Taylor	1965-75
7,155 Dwayne Bowe	2007-14
6,465 Travis Kelce	2013-19
6,454 Henry Marshall	1976-87
6,360 Carlos Carson	1980-89
6,341 Stephone Paige	1983-91

**Most Seasons, 1,000 or More Receiving Yards**

4 Tony Gonzalez	2000, 2004, 2007-08
4 Travis Kelce	2016-19
3 Carlos Carson	1983-84, '87
3 Dwayne Bowe	2008, 2010-11
2 Otis Taylor	1966, '71
2 Eddie Kennison	2004-05
2 Tyreek Hill	2017-18
1 Stephone Paige	1990
1 Andre Rison	1997
1 Derrick Alexander	2000
1 Jeremy Maclin	2015

**Most Receiving Yards, Season (All 1,000+)**

1,479 Tyreek Hill	2018
1,391 Derrick Alexander	2000
1,351 Carlos Carson	1983
1,336 Travis Kelce	2018
1,297 Otis Taylor	1966
1,258 Tony Gonzalez	2004
1,229 Travis Kelce	2019
1,203 Tony Gonzalez	2000
1,183 Tyreek Hill	2017
1,172 Tony Gonzalez	2007
1,162 Dwayne Bowe	2010
1,159 Dwayne Bowe	2011
1,125 Travis Kelce	2016
1,110 Otis Taylor	1971
1,102 Eddie Kennison	2005
1,092 Andre Rison	1997
1,086 Eddie Kennison	2004
1,078 Carlos Carson	1984
1,058 Tony Gonzalez	2008
1,044 Carlos Carson	1987
1,038 Travis Kelce	2017
1,034 Jeremy Maclin	2015
1,022 Dwayne Bowe	2008
1,021 Stephone Paige	1990

**Most Receiving Yards, Consecutive Seasons**

2,662 Tyreek Hill (1,183, 1,479)	2017-18
2,565 Travis Kelce (1,336, 1,229)	2018-19
2,429 Carlos Carson (1,351, 1,078)	1983-84
2,374 Travis Kelce (1,038, 1,336)	2017-18
2,336 Tyreek Hill (1,479, 860)	2018-19
2,321 Dwayne Bowe (1,162, 1,159)	2010-11

2,255 Otis Taylor (1,297, 958)	1966-67
2,230 Tony Gonzalez (1,172, 1,058)	2007-08
2,223 Derrick Alexander (832, 1,391)	1999-00
2,188 Eddie Kennison (1,086, 1,102)	2004-05

**Most Receiving Yards, Game**

309 Stephone Paige vs. San Diego	Dec. 22, 1985
(8 Receptions)	
215 Tyreek Hill at L.A. Rams	Nov. 19, 2018
(10 Receptions)	
213 Curtis McClinton vs. Denver	Dec. 19, 1965
(5 Receptions)	
210 Larry Brunson vs. San Diego	Nov. 10, 1974
(9 Receptions)	
206 Stephone Paige at Denver	Sept. 17, 1990
(10 Receptions)	
198 Sammy Watkins at Jacksonville	Sept. 8, 2019
(9 Receptions)	
197 Carlos Carson at San Diego	Oct. 25, 1987
(9 Receptions)	

**Most Games, 100 or More Receiving Yards, Career**

26 Tony Gonzalez	1997-08
20 Otis Taylor	1965-75
19 Travis Kelce	2013-19
18 Carlos Carson	1980-88
17 Eddie Kennison	2001-07
15 Dwayne Bowe	2007-14

**Most Games, 100 or More Receiving Yards, Season**

6 Otis Taylor	1966
6 Carlos Carson	1983
6 Derrick Alexander	2000
6 Tony Gonzalez	2000
6 Tony Gonzalez	2004
6 Travis Kelce	2016
6 Tyreek Hill	2018
5 Eddie Kennison	2004
5 Eddie Kennison	2005
5 Tony Gonzalez	2007
5 Dwayne Bowe	2010
5 Travis Kelce	2018

**Most Consecutive Games, 100 or More Receiving Yards, Season**

4 Tony Gonzalez	2000
4 Travis Kelce	2016
3 Frank Jackson	1964
3 Otis Taylor	1966
3 Willie Davis	1992
3 Dwayne Bowe	2010

**Longest Pass Receptions (All TDs)**

*99 Marc Boerigter vs. San Diego	
(from Trent Green)	Dec. 22, 2002
92 Tommy Brooker at Denver	
(from Len Dawson)	Nov. 18, 1962
92 Gloster Richardson at Oakland	
(from Len Dawson)	Nov. 3, 1968
90 Frank Pitts vs. Boston	
(from Len Dawson)	Nov. 17, 1968
90 J.J. Birden vs. San Diego	
(from Steve DeBerg)	Nov. 18, 1990
89 Otis Taylor vs. Miami	
(from Len Dawson)	Nov. 13, 1966
89 Demarcus Robinson vs. Oakland	
(from Patrick Mahomes)	Dec. 30, 2018
86 Stephone Paige vs. New England	
(from Steve DeBerg)	Dec. 2, 1990



86 Derrick Alexander at Chicago (from Elvis Grbac) Sept. 12, 1999	
<b>*NFL RECORD</b>	
<b>Most Receiving Yards, Running Back, Career</b>	
2,829 Kimble Anders 1991-00	
2,739 Abner Haynes 1960-65	
2,457 Jamaal Charles 2008-16	
2,456 Ed Podolak 1969-77	
2,377 Priest Holmes 2001-07	
<b>Most Receiving Yards, Running Back, Season</b>	
693 Jamaal Charles 2013	
690 Priest Holmes 2003	
672 Priest Holmes 2002	
614 Priest Holmes 2001	
590 Curtis McClinton 1965	
<b>Most Receiving Yards, Running Back, Game</b>	
213 Curtis McClinton vs. Denver Dec. 19, 1965	
195 Jamaal Charles at Oakland Dec. 15, 2013	
149 Abner Haynes vs. San Diego Oct. 20, 1963	
130 Johnny Robinson vs. Buffalo Dec. 18, 1960	
129 Spencer Ware vs. San Diego Sept. 11, 2016	
127 Abner Haynes at N.Y. Titans Dec. 3, 1961	
<b>Most Games, 100 or More Receiving Yards, RB, Career</b>	
5 Abner Haynes 1960-65	
5 Priest Holmes 2001-07	
3 Johnny Robinson 1960-71	
3 Paul Palmer 1987-88	
2 Curtis McClinton 1962-69	
2 Larry Johnson 2003-09	
2 Jamaal Charles 2008-16	
<b>Most Games, 100 or More Receiving Yards, RB, Season</b>	
3 Paul Palmer 1988	
2 Johnny Robinson 1960	
2 Abner Haynes 1964	
2 Priest Holmes 2001	
<b>Most Receiving Yards, Tight End, Career (All 1,000+)</b>	
10,940 Tony Gonzalez 1997-08	
6,465 Travis Kelce 2013-19	
3,101 Fred Arbanas 1962-70	
2,396 Walter White 1975-79	
1,541 Jonathan Hayes 1985-93	
1,046 Keith Cash 1992-96	
1,009 Tony Moeaki 2010-12	
<b>Most Receiving Yards, Tight End, Season</b>	
1,336 Travis Kelce 2018	
1,258 Tony Gonzalez 2004	
1,229 Travis Kelce 2019	
1,203 Tony Gonzalez 2000	
1,172 Tony Gonzalez 2007	
1,125 Travis Kelce 2016	
1,058 Tony Gonzalez 2008	
<b>Most Receiving Yards, Tight End, Game</b>	
168 Travis Kelce at Oakland Dec. 2, 2018	
160 Travis Kelce vs. Denver Dec. 25, 2016	
147 Tony Gonzalez at New England Dec. 4, 2000	
144 Tony Gonzalez at San Diego Jan. 2, 2005	
140 Tony Gonzalez vs. Miami Sept. 29, 2002	
140 Tony Gonzalez vs. San Diego Dec. 2, 2007	
140 Travis Kelce at Atlanta Dec. 4, 2016	
<b>Most Receiving Yards, Rookie, Season</b>	
995 Dwayne Bowe 2007	
789 Chris Burford 1960	
678 Sylvester Morris 2000	

611 Johnny Robinson (RB) 1960	
593 Tyreek Hill 2016	
576 Abner Haynes (RB) 1960	
<b>Highest Receiving Average, Career (200 receptions)</b>	
18.12 Carlos Carson (351-6,360) 1980-89	
17.82 Otis Taylor (410-7,306) 1965-75	
17.30 Derrick Alexander (213-3,685) 1998-01	
16.82 Stephone Paige (377-6,341) 1983-91	
16.29 Eddie Kennison (321-5,230) 2001-07	
<b>Highest Receiving Average, Season (24 receptions)</b>	
22.36 Otis Taylor (58-1,297) 1966	
21.93 Stephone Paige (43-943) 1985	
21.83 Frank Pitts (30-655) 1968	
<b>Highest Receiving Average, Game (3 receptions)</b>	
42.60 C. McClinton vs. Denver (5-213) Dec. 19, 1965	
40.00 J. Robinson vs. N.Y. Titans (3-120) Oct. 2, 1960	
39.67 Otis Taylor at Denver (3-119) Dec. 14, 1968	
<b>Most Receiving Touchdowns, Career</b>	
76 Tony Gonzalez 1997-08	
57 Otis Taylor 1965-75	
55 Chris Burford 1960-67	
49 Stephone Paige 1983-91	
44 Dwayne Bowe 2007-14	
<b>Most Receiving Touchdowns, Season</b>	
15 Dwayne Bowe 2010	
12 Chris Burford 1962	
12 Tyreek Hill 2018	
11 Otis Taylor 1967	
11 Stephone Paige 1986	
11 Tony Gonzalez 1999	
10 Stephone Paige 1985	
10 Derrick Alexander 2000	
10 Tony Gonzalez 2003	
10 Tony Gonzalez 2008	
10 Travis Kelce 2018	
<b>Most Receiving Touchdowns, Consecutive Seasons</b>	
21 Chris Burford (12, 9) 1962-63	
21 Stephone Paige (10, 11) 1985-86	
20 Tony Gonzalez (11, 9) 1999-00	
20 Dwayne Bowe (15, 5) 2010-11	
19 Otis Taylor (8, 11) 1966-67	
19 Dwayne Bowe (4, 15) 2009-10	
19 Tyreek Hill (7, 12) 2017-18	
19 Tyreek Hill (12, 7) 2018-19	
<b>Most Receiving Touchdowns, Rookie, Season</b>	
6 Fred Arbanas 1962	
6 Stephone Paige 1983	
6 Tyreek Hill 2016	
6 Mecole Hardman 2019	
5 Chris Burford 1960	
5 Otis Taylor 1965	
5 Bill Jones 1990	
5 Tim Barnett 1991	
5 Dwayne Bowe 2007	
<b>Most Receiving Touchdowns, Game</b>	
4 Frank Jackson at San Diego Dec. 13, 1964	
4 Jamaal Charles at Oakland Dec. 15, 2013	
3 Chris Burford at Oakland Sept. 23, 1962	
3 Chris Burford at Boston Sept. 25, 1966	
3 Otis Taylor at Denver Dec. 17, 1967	
3 Otis Taylor at N.Y. Jets Nov. 16, 1969	
3 Sylvester Morris vs. San Diego Sept. 17, 2000	
3 Tony Gonzalez vs. Miami Sept. 29, 2002	
3 Dwayne Bowe at Seattle Nov. 28, 2010	
3 Tyreek Hill at New England Oct. 14, 2018	



3 Sammy Watkins at Jacksonville	Sept. 8, 2019
<b>Most Consecutive Games, Touchdown Receptions</b>	
7 Dwayne Bowe	Oct. 17, 2010 - Nov. 28, 2010
5 Chris Burford	Sept. 8, 1962 - Oct. 12, 1962
5 Otis Taylor	Oct. 23, 1966 - Nov. 20, 1966
4 Curtis McClinton	Sept. 11, 1966 - Oct. 2, 1966
4 Willie Frazier	Sept. 17, 1972 - Oct. 8, 1972
4 Otis Taylor	Sept. 25, 1972 - Oct. 15, 1972
4 Tony Gonzalez	Sept. 24, 2000 - Oct. 22, 2000
4 Tony Gonzalez	Dec. 7, 2008 - Dec. 28, 2008
<b>Highest TD Catch Percentage, Season (20 recs.)</b>	
40.0 Marc Boerigter (20 recs., 8 TDs)	2002
33.3 Chris Burford (45 recs., 12 TDs)	1962
27.3 Gloster Richardson (22 recs., 6 TDs)	1968
25.0 Fred Arbanas (20 recs., 5 TDs)	1967
23.5 Fred Arbanas (34 recs., 8 TDs)	1964
23.1 Mecole Hardman (25 recs., 6 TDs)	2019
<b>Most 20+ Yard Receptions, Career</b>	
130 Tony Gonzalez	1997-08
101 Dwayne Bowe	2007-14
89 Travis Kelce	2013-19
81 Eddie Kennison	2001-07
66 Tyreek Hill	2016-19
64 Derrick Alexander	1998-01
53 Willie Davis	1991-95
<b>Most 20+ Yard Receptions, Season</b>	
27 Tyreek Hill	2018
24 Derrick Alexander	2000
20 Derrick Alexander	1998
19 Tony Gonzalez	2004
19 Dwayne Bowe	2010
19 Dwayne Bowe	2011
19 Travis Kelce	2017
18 Eddie Kennison	2004
18 Travis Kelce	2018
<b>Most 20+ Yard Receptions, Game</b>	
5 Derrick Alexander at San Diego	Nov. 22, 1998
5 Tyreek Hill at Los Angeles Chargers	Sept. 9, 2018
5 Tyreek Hill at Los Angeles Rams	Nov. 19, 2018
4 Derrick Alexander vs. St. Louis	Oct. 22, 2000
4 Eddie Kennison vs. Jacksonville	Dec. 31, 2006
4 Dwayne Bowe at Denver	Nov. 14, 2010
4 Travis Kelce at Oakland	Dec. 2, 2018
4 Sammy Watkins at Jacksonville	Sept. 8, 2019
4 Demarcus Robinson at Oakland	Sept. 15, 2019
3 42 times; Last, Tyreek Hill vs. Minnesota	Nov. 3, 2019

## Total Yards From Scrimmage

<b>Most Attempts From Scrimmage, Career</b>	
1,617 Jamaal Charles (1,332 rush, 285 rec.)	2008-16
1,572 Priest Holmes (1,321 rush, 251 rec.)	2001-07
1,526 Larry Johnson (1,375 rush, 151 rec.)	2003-09
1,445 Ed Podolak (1,157 rush, 288 rec.)	1969-77
1,288 Christian Okoye (1,246 rush, 42 rec.)	1987-92
1,073 Marcus Allen (932 rush, 141 rec.)	1993-97
<b>Most Attempts From Scrimmage, Season</b>	
457 Larry Johnson (416 rush, 41 rec.)	2006
394 Priest Holmes (320 rush, 74 rec.)	2003
389 Priest Holmes (327 rush, 62 rec.)	2001
383 Priest Holmes (313 rush, 70 rec.)	2002
372 Christian Okoye (370 rush, 2 rec.)	1989
<b>Most Attempts From Scrimmage, Game</b>	
41 (39 rush, 2 rec.) L. Johnson vs. Seattle	Oct. 29, 2006

39 (33 rush, 6 rec.) J. Charles at New Orleans	Sept. 23, 2012
38 (38 rush, 0 rec.) C. Okoye at Green Bay	Dec. 10, 1989
38 (33 rush, 5 rec.) L. Johnson vs. JAX	Dec. 31, 2006
37 (37 rush, 0 rec.) C. Okoye vs. Seattle	Nov. 5, 1989
37 (36 rush, 1 rec.) L. Johnson at Houston	Nov. 20, 2005
<b>Most Yards From Scrimmage, Career</b>	
10,954 Tony Gonzalez (14 rush, 10,940 rec.)	1997-08
9,717 Jamaal Charles (7,260 rush, 2,457 rec.)	2008-16
8,447 Priest Holmes (6,070 rush, 2,377 rec.)	2001-07
7,467 Otis Taylor (161 rush, 7,306 rec.)	1965-75
7,384 Larry Johnson (6,015 rush, 1,369 rec.)	2003-09
<b>Most Yards From Scrimmage, Season</b>	
2,287 Priest Holmes (1,615 rush, 672 rec.)	2002
2,199 Larry Johnson (1,789 rush, 410 rec.)	2006
2,169 Priest Holmes (1,555 rush, 614 rec.)	2001
2,110 Priest Holmes (1,420 rush, 690 rec.)	2003
2,093 Larry Johnson (1,750 rush, 343 rec.)	2005
<b>Most Yards From Scrimmage, Game</b>	
309 Stephone Paige vs. San Diego (0 rush, 309 rec.)	Dec. 22, 1985
307 Priest Holmes at Seattle (197 rush, 110 rec.)	Nov. 24, 2002
288 Jamaal Charles at New Orleans (233 rush, 55 rec.)	Sept. 23, 2012
277 Priest Holmes at Oakland (168 rush, 109 rec.)	Dec. 9, 2001
262 Jamaal Charles at Denver (259 rush, 3 rec.)	Jan. 3, 2009
<b>Yards Per Touch Average, RB, Career (350 touches)</b>	
6.60 Abner Haynes (993-6,553)	1960-64
6.57 Jamaal Charles (1,668-10,963)	2008-16
5.89 Kimble Anders (864-5,890)	1991-00
5.53 Curtis McClinton (916-5,069)	1962-69
5.48 Tony Reed (651-3,566)	1977-80
<b>Yards Per Touch Average, RB, Season (200 touches)</b>	
7.0 Jamaal Charles (275-1,935)	2010
6.9 Abner Haynes (211-1,451)	1960
6.6 Abner Haynes (213-1,399)	1961
6.2 Abner Haynes (260-1,622)	1962
6.2 Jamaal Charles (230-1,417)	2009

## Combined Yardage

<b>Most Combined Attempts, Career (All 1,000+)</b>	
1,668 Jamaal Charles	2008-16
1,572 Priest Holmes	2001-07
1,569 Ed Podolak	1969-77
1,526 Larry Johnson	2003-09
1,289 Christian Okoye	1987-92
1,114 Abner Haynes	1960-65
<b>Most Combined Attempts, Season (All 300+)</b>	
457 Larry Johnson	2006
394 Priest Holmes	2003
389 Priest Holmes	2001
383 Priest Holmes	2002
372 Christian Okoye	1989
329 Jamaal Charles	2013
325 Kareem Hunt	2017
320 Jamaal Charles	2012
<b>Most Combined Attempts, Game</b>	
41 Larry Johnson vs. Seattle	Oct. 29, 2006
39 Jamaal Charles at New Orleans	Sept. 23, 2012
38 Christian Okoye at Green Bay	Dec. 10, 1989
38 Larry Johnson vs. Jacksonville	Dec. 31, 2006



37 Christian Okoye vs. Seattle	Nov. 5, 1989
37 L. Johnson at Houston	Nov. 20, 2005
36 Abner Haynes at Denver	Oct. 30, 1960
36 Derrick Blaylock at New Orleans	Nov. 14, 2004
36 L. Johnson vs. New England	Nov. 27, 2005
36 L. Johnson vs. San Diego	Dec. 24, 2005

**Most Combined Yards, Career (All 7,500+)**

12,356 Dante Hall	2000-06
10,963 Tony Gonzalez	1997-08
10,963 Jamaal Charles	2008-16
8,447 Abner Haynes	1960-65
8,447 Priest Holmes	2001-07
8,343 Ed Podolak	1969-77
7,677 Carlos Carson	1980-89

**Most Combined Yards, Season**

2,446 Dante Hall	2003
2,342 Jamaal Charles	2009
2,287 Priest Holmes	2002
2,236 Dante Hall	2004
2,283 Dante Hall	2005

**Most Combined Yards, Game**

309 Stephone Paige vs. San Diego	Dec. 22, 1985
307 Priest Holmes at Seattle	Nov. 24, 2002
296 Dante Hall at Denver	Dec. 7, 2003
290 Noland Smith at San Diego	Oct. 15, 1967
288 Jamaal Charles at New Orleans	Sept. 23, 2012

## Punting

**Most Seasons Leading League**

\*4 Jerrel Wilson 1965, '68, '72-73

**\*NFL RECORD**

1 Bob Grupp	1979
1 Jim Arnold	1984

**Most Punts, Career**

1,124 Dustin Colquitt	2005-19
1,018 Jerrel Wilson	1963-77
421 Louie Aguiar	1994-98
284 Jim Arnold	1983-85
272 Bryan Barker	1990-93

**Most Punts, Season**

101 Daniel Pope	1999
99 Lewis Colbert	1986
98 Jim Arnold	1984
96 Dustin Colquitt	2009
95 Dustin Colquitt	2007

**Most Punts, Game**

11 Bob Grupp vs. Baltimore	Sept. 2, 1979
11 Jim Arnold at San Francisco	Nov. 17, 1985
11 Kelly Goodburn vs. Cleveland	Nov. 19, 1989
11 Louie Aguiar vs. San Diego	Nov. 13, 1994
11 Dustin Colquitt at Chicago	Dec. 4, 2011
10 Jerrel Wilson at N.Y. Jets	Sept. 18, 1965
10 Jerrel Wilson vs. Denver	Oct. 6, 1974
10 Kelly Goodburn at N.Y. Jets	Oct. 2, 1988
10 Todd Sauerbrun at San Diego	Nov. 26, 2000
10 Dustin Colquitt at N.Y. Jets	Dec. 30, 2007
10 Dustin Colquitt at Jacksonville	Sept. 8, 2013

**Longest Punt (All 70+)**

81 Dustin Colquitt vs. San Diego	Dec. 2, 2007
77 Dustin Colquitt at Denver	Dec. 31, 2017
76 Dan Stryzinski vs. Oakland	Sept. 9, 2001
74 Bob Grupp vs. San Diego	Nov. 4, 1979
73 Dustin Colquitt vs. Oakland	Sept. 14, 2008
72 Jerrel Wilson at San Diego	Sept. 29, 1963

72 Dustin Colquitt at Oakland	Dec. 23, 2006
72 Dustin Colquitt at St. Louis	Dec. 19, 2010
71 Dustin Colquitt at Oakland	Dec. 16, 2012
70 Jerrel Wilson at Denver	Oct. 11, 1964
70 Jerrel Wilson vs. Buffalo	Oct. 18, 1964
70 Jerrel Wilson vs. Houston	Nov. 28, 1968
70 Dustin Colquitt at Jacksonville	Nov. 8, 2009

**Most Punting Yards, Career**

50,393 Dustin Colquitt	2005-19
44,218 Jerrel Wilson	1963-77
17,930 Louie Aguiar	1994-98
11,934 Jim Arnold	1983-85
11,267 Bryan Barker	1990-93

**Most Punting Yards, Season**

4,397 Jim Arnold	1984
4,361 Dustin Colquitt	2009
4,322 Dustin Colquitt	2007
4,218 Daniel Pope	1999
4,084 Dustin Colquitt	2011

**Highest Punting Average, Career (200 punts)**

44.83 Dustin Colquitt (1,124-50,393)	2005-19
43.44 Jerrel Wilson (1,018-44,218)	1963-77
42.59 Louie Aguiar (421-17,930)	1994-98
42.02 Jim Arnold (284-11,934)	1983-85

**Highest Punting Average, Season (50 punts)**

46.83 Dustin Colquitt (83-3,887)	2012
46.03 Dustin Colquitt (87-4,005)	2013
45.89 Dustin Colquitt (89-4,084)	2011
45.70 Dustin Colquitt (65-2,971)	2015
45.53 Jerrel Wilson (80-3,642)	1973
45.49 Dustin Colquitt (95-4,322)	2007

**Highest Punting Average, Game (4 punts)**

57.20 Dustin Colquitt vs. San Diego (5-286)	Oct. 31, 2011
56.40 Jerrel Wilson vs. Boston (5-282)	Oct. 11, 1970
55.60 Louie Aguiar at Arizona (5-278)	Oct. 1, 1995
54.75 Jerrel Wilson vs. Boston (4-129)	Oct. 3, 1965

**Highest Net Punting Average, Career (200 Punts)**

39.74 Dustin Colquitt	2005-19
35.48 Louie Aguiar	1994-98
35.42 Jerrel Wilson	1963-77
35.13 Bob Grupp	1979-81
34.82 Bryan Barker	1990-93

**Highest Net Punting Average, Season (50 Punts)**

41.11 Dustin Colquitt	2017
40.84 Dustin Colquitt	2015
40.78 Dustin Colquitt	2009
40.78 Dustin Colquitt	2012
40.66 Dustin Colquitt	2016

**Highest Net Punting Average, Game (4 Punts)**

52.50 Dustin Colquitt vs. Denver	Sept. 15, 2015
52.20 Dustin Colquitt at L.A. Chargers	Sept. 9, 2018
52.00 Dustin Colquitt at Indianapolis	Oct. 10, 2010
51.86 Dustin Colquitt at Oakland	Dec. 16, 2012
51.25 Dustin Colquitt vs. San Diego	Sept. 30, 2012
48.80 Dustin Colquitt at Miami	Sept. 21, 2014

**Most Consecutive Punts, None Blocked**

458 Dustin Colquitt	2013-19
377 Louie Aguiar	1994-98
256 Jerrel Wilson	1968-71
233 Jim Arnold	1983-85

**Punts Had Blocked, Career**

12 Jerrel Wilson	1963-77
5 Dustin Colquitt	2005-19
2 Bob Grupp	1979-81
2 Jim Arnold	1983-85



2 Bryan Barker	1990-93
2 Daniel Pope	1999
<b>Punts Had Blocked, Season</b>	
2 Jerrel Wilson	1974
2 Jim Arnold	1985
2 Daniel Pope	1999
<b>Punts Had Blocked, Game</b>	
2 Jim Arnold vs. Denver	Oct. 27, 1985
<b>Most Punts Inside the 20, Career</b>	
462 Dustin Colquitt	2005-19
117 Louie Aguiar	1994-98
62 Bryan Barker	1990-93
58 Jim Arnold	1983-85
54 Kelly Goodburn	1987-90
<b>Most Punts Inside the 20, Season</b>	
45 Dustin Colquitt	2012
41 Dustin Colquitt	2009
38 Dustin Colquitt	2016
37 Dustin Colquitt	2015
35 Dustin Colquitt	2013

## Punt Returns

<b>Most Punt Returns, Career</b>	
220 J.T. Smith	1979-84
188 Dante Hall	2000-06
181 Tamarick Vanover	1995-99
105 Javier Arenas	2010-12
86 Ed Podolak	1969-77
85 Tyreek Hill	2016-19
<b>Most Punt Returns, Season</b>	
58 J.T. Smith	1979
58 Dexter McCluster	2013
51 Tamarick Vanover	1995
51 Tamarick Vanover	1999
50 J.T. Smith	1981
<b>Most Punt Returns, Game</b>	
8 Ed Podolak vs. San Diego	Nov. 10, 1974
8 De'Anthony Thomas vs. Oakland	Dec. 14, 2014
7 J.T. Smith vs. Baltimore	Sept. 2, 1979
7 J.T. Smith vs. N.Y. Giants	Oct. 21, 1979
7 Tamarick Vanover vs. Detroit	Sept. 26, 1999
7 Tamarick Vanover at Denver	Dec. 5, 1999
7 Eddie Drummond at Oakland	Oct. 21, 2007
7 Dexter McCluster at Jacksonville	Sept. 8, 2013
7 Dexter McCluster at Washington	Dec. 8, 2013
<b>Most Seasons Leading League</b>	
2 J.T. Smith	1979-80
<b>Most Punt Return Yards, Career</b>	
2,322 J.T. Smith	1979-84
1,930 Tamarick Vanover	1995-99
1,882 Dante Hall	2000-06
1,029 Javier Arenas	2010-12
1,009 Tyreek Hill	2016-19
959 Dexter McCluster	2010-13
<b>Most Punt Return Yards, Season</b>	
686 Dexter McCluster	2013
640 Tamarick Vanover	1999
612 J.T. Smith	1979
592 Tyreek Hill	2016
581 J.T. Smith	1980
<b>Most Punt Return Yards, Game</b>	
177 Dexter McCluster at Washington	Dec. 8, 2013
156 De'Anthony Thomas vs. Oakland	Dec. 14, 2014
141 J.T. Smith vs. Oakland	Sept. 23, 1979
130 Tamarick Vanover vs. New Orleans	Dec. 21, 1997

128 Dante Hall vs. Arizona	Dec. 1, 2002
<b>Longest Punt Return (All TDs)</b>	
95 Tyreek Hill at San Diego	Jan. 1, 2017
94 Dexter McCluster vs. San Diego	Sept. 13, 2010
93 Dante Hall vs. Denver	Oct. 5, 2003
91 Tyreek Hill at L.A. Chargers	Sept. 9, 2018
90 Dante Hall vs. Arizona	Dec. 1, 2002
89 Dexter McCluster vs. N.Y. Giants	Sept. 29, 2013
<b>Most Seasons Leading League</b>	
1 Abner Haynes	1960
1 Noland Smith	1968
1 Ed Podolak	1970
1 J.T. Smith	1980
1 Dante Hall	2003
1 Tyreek Hill	2016
<b>Highest Punt Return Average, Career (50 returns)</b>	
12.14 Dexter McCluster (79-959)	2010-13
11.87 Tyreek Hill (85-1,009)	2016-19
11.11 Noland Smith (53-589)	1967-69
10.87 Abner Haynes (54-587)	1960-64
10.66 Tamarick Vanover (181-1,930)	1995-99
10.60 J.T. Smith (216-2,289)	1978-84
<b>Highest Punt Return Average, Season (12 returns)</b>	
16.28 Dante Hall (29-472)	2003
15.54 Dexter McCluster (13-202)	2010
15.36 Abner Haynes (14-215)	1960
15.18 Tyreek Hill (39-592)	2016
15.00 Noland Smith (18-270)	1968
<b>Highest Punt Return Average, Game (3 returns)</b>	
35.00 D. Hall vs. Denver (3-105)	Oct. 5, 2003
33.33 D. McCluster vs. San Diego (3-100)	Sept. 13, 2010
28.67 M. Garrett at Buffalo (3-86)	Sept. 11, 1966
28.67 N. Smith vs. N.Y. Jets (3-86)	Sept. 15, 1968
28.25 D. McCluster vs. N.Y. Giants (4-113)	Sept. 29, 2013
<b>Most Punt Return Touchdowns, Career</b>	
5 Dante Hall	2000-06
4 J.T. Smith	1979-84
4 Tamarick Vanover	1995-99
4 Tyreek Hill	2016-19
<b>Most Punt Return Touchdowns, Season</b>	
2 J.T. Smith	1979
2 J.T. Smith	1980
2 Dale Carter	1992
2 Tamarick Vanover	1999
2 Dante Hall	2002
2 Dante Hall	2003
2 Dexter McCluster	2013
2 Tyreek Hill	2016
<b>Most Punt Return Touchdowns, Game</b>	
1 28 times	
Last; Tyreek Hill at L.A. Chargers	Sept. 9, 2018

## Kickoff Returns

<b>Most Kickoff Returns, Career</b>	
360 Dante Hall	2000-06
212 Tamarick Vanover	1995-99
84 Dave Grayson	1961-64
72 Nile Davis	2013-16
68 Noland Smith	1967-69
<b>Most Kickoff Returns, Season</b>	
68 Dante Hall	2004
65 Dante Hall	2005
57 Dante Hall	2002
57 Dante Hall	2003
53 Dante Hall	2006



**Most Kickoff Returns, Game**

9 Noland Smith vs. Oakland	Nov. 23, 1967
9 Paul Palmer at Seattle	Sept. 20, 1987

**Most Kickoff Return Yards, Career**

8,644 Dante Hall	2000-06
5,099 Tamarick Vanover	1995-99
2,231 Dave Grayson	1961-64
1,942 Knile Davis	2013-16
1,822 Noland Smith	1967-69
1,326 Abner Haynes	1960-64

**Most Kickoff Return Yards, Season**

1,718 Dante Hall	2004
1,560 Dante Hall	2005
1,478 Dante Hall	2003
1,354 Dante Hall	2002
1,308 Tamarick Vanover	1997

**Most Kickoff Return Yards, Game (All 200+)**

251 Jon Vaughn at Miami	Dec. 12, 1994
244 Noland Smith at San Diego	Oct. 15, 1967
234 Dante Hall vs. Philadelphia	Oct. 2, 2005
233 Dante Hall vs. San Diego	Nov. 28, 2004
221 Paul Palmer at Seattle	Sept. 20, 1987
206 Noland Smith vs. Oakland	Nov. 23, 1967

**Longest Kickoff Return (All TDs)**

108 Knile Davis vs. Denver	Dec. 1, 2013
106 Noland Smith at Denver	Dec. 17, 1967
104 Mecole Hardman vs. L.A. Chargers	Dec. 29, 2019
100 Dante Hall vs. Pittsburgh	Sept. 14, 2003
99 Dave Grayson at Denver	Sept. 7, 1963
99 Tamarick Vanover at Seattle	Sept. 3, 1995
99 Knile Davis vs. St. Louis	Oct. 26, 2014
97 Boyce Green at Pittsburgh	Dec. 21, 1986
97 Tamarick Vanover at Denver	Oct. 27, 1996
97 Dante Hall at Baltimore	Sept. 28, 2003
97 Dante Hall vs. Denver	Dec. 19, 2004
97 Jamaal Charles vs. Pittsburgh	Nov. 22, 2009

**Most Seasons Leading League**

1 Dave Grayson	1961
----------------	------

**Highest Kickoff Return Average, Career (50 returns)**

26.97 Knile Davis (72-1,942)	2013-16
26.79 Noland Smith (68-1,822)	1967-69
26.56 Dave Grayson (84-2,231)	1961-64
25.17 Abner Haynes (52-1,309)	1960-64
24.43 Jamaal Charles (51-1,246)	2008-16
24.05 Tamarick Vanover (212-5,099)	1995-99

**Highest Kickoff Return Average, Season (15 returns)**

30.06 Quintin Demps (33-992)	2013
28.31 Dave Grayson (16-453)	1961
28.30 Larry Marshall (23-651)	1972
29.71 Dave Grayson (18-535)	1962

**Highest Kickoff Return Average, Game (3 returns)**

48.67 Dante Hall vs. Pittsburgh (3-146)	Sept. 14, 2003
45.00 Tremon Smith at New England (4-180)	Oct. 14, 2018
44.67 Dante Hall vs. St. Louis (3-134)	Dec. 8, 2002
44.33 Paul Palmer vs. Seattle (3-133)	Dec. 27, 1987
40.67 Noland Smith at San Diego (6-244)	Oct. 15, 1967
40.33 L. Williams vs. Cincinnati (3-121)	Nov. 21, 1976
40.33 Dante Hall at Baltimore (3-121)	Sept. 28, 2003

**Most Kickoff Return Touchdowns, Career**

6 Dante Hall	2000-06
4 Tamarick Vanover	1995-99
2 Paul Palmer	1987-88
2 Knile Davis	2013-16

**Most Kickoff Return Touchdowns, Season**

2 Paul Palmer	1987
2 Tamarick Vanover	1995
2 Dante Hall	2003
2 Dante Hall	2004

**Most Kickoff Return Touchdowns, Game**

1 24 times	
Last; Mecole Hardman vs. L.A. Chargers	Dec. 29, 2019

## Fumbles

**Most Opponents Fumbles Forced, Career**

45 Derrick Thomas	1989-99
33 Tamba Hali	2006-17
29 Neil Smith	1988-96
23 Derrick Johnson	2005-17
14 Justin Houston	2011-18
13 Kevin Ross	1984-93, '97
13 Jared Allen	2004-07

**Most Opponents Fumbles Forced, Season**

8 Derrick Thomas	1992
7 Jared Allen	2005
7 Dee Ford	2018
6 Derrick Thomas	1990
6 Derrick Thomas	1994
6 Tamba Hali	2006

**Most Fumbles Forced, Rookie, Season**

6 Tamba Hali	2006
4 Kevin Ross	1984
4 Tim Cofield	1986

## Interceptions

**Most Seasons, Leading League**

2 Johnny Robinson	1966, '70
2 Emmitt Thomas	1969, '74

**Most Interceptions By, Career**

58 Emmitt Thomas	1966-78
57 Johnny Robinson	1960-71
50 Deron Cherry	1981-91
39 Gary Barbaro	1976-82
38 Albert Lewis	1983-93

**Most Interceptions By, Season**

12 Emmitt Thomas	1974
10 Johnny Robinson	1966
10 Bobby Hunt	1966
10 Johnny Robinson	1970
10 Gary Barbaro	1980
9 Emmitt Thomas	1969
9 Deron Cherry	1986

**Most Interceptions By, Rookie, Season**

8 Marcus Peters	2015
8 Bobby Hunt	1962
7 Dale Carter	1992
6 Kevin Ross	1984
4 Bobby Ply	1962
4 Emmitt Thomas	1967
4 Lloyd Burruss	1981
4 Albert Lewis	1983
4 Eric Berry	2010
3 13 players; Last J. Thornhill (2019)	

**Most Interceptions By, Game**

*4 Bobby Ply vs. San Diego	Dec. 16, 1962
4 Bobby Hunt vs. Houston	Oct. 4, 1964
4 Deron Cherry vs. Seattle	Sept. 29, 1985
3 Bobby Ply vs. Denver	Dec. 9, 1962
3 Johnny Robinson at Baltimore	Sept. 28, 1970
3 Albert Lewis vs. Atlanta	Dec. 8, 1985



3 Lloyd Burruss vs. San Diego	Oct. 19, 1986
3 Albert Lewis vs. Atlanta	Sept. 1, 1991
3 Greg Wesley vs. Miami	Sept. 29, 2002
3 Greg Wesley vs. New England	Nov. 27, 2005

**\*NFL RECORD****Most Consecutive Games, Passes Intercepted By**

6 Eric Harris	1980
---------------	------

**Most Interception Return Yards, Career**

938 Emmitt Thomas (58 INTs)	1966-78
771 Gary Barbaro (39 INTs)	1975-82
741 Johnny Robinson (57 INTs)	1960-71
688 Deron Cherry (50 INTs)	1981-91
674 Bobby Hunt (37 INTs)	1962-67

**Most Interception Return Yards, Season**

280 Marcus Peters (8 INTs)	2015
274 Mark McMillian (8 INTs)	1997
228 Bobby Hunt (6 INTs)	1963
214 Emmitt Thomas (12 INTs)	1974
193 Lloyd Burruss (5 INTs)	1986
175 Derrick Johnson (3 INTs)	2009

**Most Interception Return Yards Gained, Game**

121 Lloyd Burruss vs. San Diego (3 INTs)	Oct. 19, 1986
118 Brandon Flowers at N.Y. Jets (2 INTs)	Oct. 26, 2008
108 Bobby Ply vs. San Diego (4 INTs)	Dec. 16, 1962
105 Derrick Johnson vs. Denver (2 INTs)	Jan. 3, 2010
102 Gary Barbaro vs. Seattle (1 INT)	Dec. 11, 1977

**Longest Interception Return**

102 Gary Barbaro vs. Seattle	Dec. 11, 1977
100 Tim Collier at Oakland	Dec. 18, 1977
100 Sean Smith at Buffalo	Nov. 3, 2013
99 Dave Grayson vs. N.Y. Titans	Dec. 17, 1961
99 Kevin Ross at San Diego	Sept. 6, 1992

**Most Interception Return Touchdowns, Career**

6 Bobby Bell	1963-74
5 Emmitt Thomas	1966-78
5 Jim Kearney	1967-75
5 Eric Berry	2010-17
4 Lloyd Burruss	1981-91
4 Derrick Johnson	2005-17

**Most Interception Return Touchdowns, Season**

*4 Jim Kearney	1972
3 Lloyd Burruss	1986
3 Mark McMillian	1997
2 Sherrill Headrick	1961
2 Emmitt Thomas	1974
2 Charles Mincy	1992
2 Jerome Woods	1993
2 Derrick Johnson	2009
2 Eric Berry	2013
2 Marcus Peters	2015
2 Eric Berry	2016

**\*NFL RECORD****Most Interception Return Touchdowns, Game**

*2 Jim Kearney at Denver	Oct. 1, 1972
2 Lloyd Burruss vs. San Diego	Oct. 19, 1986
2 Derrick Johnson at Denver	Jan. 3, 2010

**\*NFL RECORD**

## Sacks

**Most Sacks, Career (All 50.0+)**

126.5 Derrick Thomas	1989-99
89.5 Tamba Hali	2006-17
85.5 Neil Smith	1988-96
78.5 Justin Houston	2011-18
73.0 Art Still	1978-87

51.0 Mike Bell	1979-85, '87-91
----------------	-----------------

**Most Sacks, Season**

22.0 Justin Houston	2014
20.0 Derrick Thomas	1990
15.5 Jared Allen	2007
15.5 Chris Jones	2018
15.0 Neil Smith	1993
14.5 Art Still	1980
14.5 Art Still	1984
14.5 Neil Smith	1992
14.5 Derrick Thomas	1992
14.5 Tamba Hali	2010

**Most Sacks, Consecutive Seasons**

33.5 Derrick Thomas (20.0, 13.5)	1990-91
33.0 Justin Houston (11.0, 22.0)	2013-14
30.0 Derrick Thomas (10.0, 20.0)	1989-90
29.5 Neil Smith (14.5, 15.0)	1992-93
29.5 Justin Houston (22.0, 7.5)	2014-15
28.0 Derrick Thomas (13.5, 14.5)	1991-92
26.5 Neil Smith (15.0, 11.5)	1993-94
26.5 Tamba Hali (14.5, 12.0)	2010-11

**Most Sacks, Rookie, Season**

10.0 Derrick Thomas	1989
9.0 Jared Allen	2004
8.0 Tamba Hali	2006
6.5 Art Still	1978
5.5 Sylvester Hicks	1978
5.5 Mike Bell	1979
5.5 Justin Houston	2011

**Most Sacks, Game**

*7.0 Derrick Thomas vs. Seattle	Nov. 11, 1990
6.0 Derrick Thomas vs. Oakland	Sept. 6, 1998
4.5 Justin Houston at Philadelphia	Sept. 19, 2013
4.0 Wilbur Young at San Diego	Oct. 19, 1975
4.0 Art Still at Oakland	Oct. 5, 1980
4.0 Derrick Thomas vs. Buffalo	Oct. 7, 1991
4.0 Derrick Thomas vs. San Diego	Nov. 8, 1992
4.0 Neil Smith vs. L.A. Raiders	Oct. 3, 1993
4.0 Justin Houston vs. San Diego	Dec. 28, 2014

**\*NFL RECORD****Most Sack Yards, Career**

699.0 Derrick Thomas	1989-99
591.5 Tamba Hali	2006-17
506.5 Neil Smith	1988-96
452.0 Justin Houston	2011-18
293.0 Eric Hicks	1998-06

**Most Sack Yards, Season**

127.0 Neil Smith	1993
122.0 Chris Jones	2018
114.5 Neil Smith	1992
113.0 Derrick Thomas	1992
111.0 Jared Allen	2007
109.0 Derrick Thomas	1996

**Most Sack Yards, Game**

36.0 Derrick Thomas vs. San Diego	Nov. 8, 1992
36.0 Derrick Thomas vs. Oakland	Sept. 6, 1998
35.0 Neil Smith vs. Los Angeles	Oct. 3, 1993
34.0 Vonnie Holliday vs. San Diego	Sept. 7, 2003
33.0 Darren Mickell vs. Denver	Dec. 17, 1995

## Tackles

**Most Tackles, Career**

1,262 Derrick Johnson	2005-17
999 Gary Spani	1978-86
992 Art Still	1978-87



927 Deron Cherry	1981-91
876 Donnie Edwards	1996-01, 2007-08
827 Kevin Ross	1984-93, '97

**Most Tackles, Season**

179 Derrick Johnson	2011
162 Mike Maslowski	2002
157 Gary Spani	1979
153 Gary Spani	1981
151 Deron Cherry	1988
151 Donnie Edwards	1998, 2000
151 Scott Fujita	2003

**Most Tackles, Rookie, Season**

144 Gary Spani	1978
140 Dino Hackett	1986
126 Eric Berry	2010
120 Art Still	1978
101 Greg Wesley	2000

**Most Tackles, Consecutive Seasons**

326 Derrick Johnson (147, 179)	2010-11
306 Gary Spani (157, 149)	1979-80
304 Derrick Johnson (179, 125)	2011-12
302 Gary Spani (149, 153)	1980-81
301 Gary Spani (144, 157)	1978-79

## Special Team Tackles

**Most Special Teams Tackles, Career**

148 Gary Stills	1999-05
147 Greg Manusky	1994-99
97 Danan Hughes	1993-98
96 Tony Richardson	1995-05
94 Louis Cooper	1985-90

**Most Special Teams Tackles, Season**

34 Gary Stills	2002
29 Gary Stills	2003

29 Rich Scanlon	2005
28 Ken Jolly	1984
27 Albert Lewis	1983
27 Todd McNair	1990
27 Bennie Thompson	1992
27 Greg Manusky	1999

**Most Special Teams Tackles, Consecutive Seasons**

63 Gary Stills	2002-03
54 Gary Stills	2003-04
52 Gary Stills	2001-02
51 Greg Manusky	1996-97
50 Greg Manusky	1998-99
50 Gary Stills	2004-05

## Blocked Kicks

**Most Opponents Punts Blocked, Career**

10 Albert Lewis	1983-93
3 Bernard Pollard	2006-08
2 Ed Beckman	1977-84
2 Gary Green	1977-83
2 Sherrill Headrick	1960-67
2 Bernard Pollard	2006
1 D.J. Alexander	2015

**Most Opponents Punts Blocked, Season**

4 Albert Lewis	1990
3 Albert Lewis	1986
2 Sherrill Headrick	1963
2 Bernard Pollard	2006

**Most Opponents Punts Blocked, Game**

2 Sherrill Headrick vs. Denver	Dec. 8, 1963
--------------------------------	--------------

**Longest Return of Blocked Field Goal**

78 (TD) Lloyd Burruss at Pittsburgh	Dec. 21, 1986
65 (TD) Kevin Ross at Cincinnati	Dec. 6, 1987



## Games Won

### Most Consecutive Games Won

11	2015-16
9	2003, 2013, 2017-18
7	1968-69, 1969, 1995, 1997-98, 2016-17
6	1968, 1997, 2019
5	1961-62, 1966-67, 1971, 1984-85, 2014, 2016, 2018-19

### Most Consecutive Games Won, Single Season

10	2015
9	2003, 2013
7	1969, 1995
6	1968, 1997, 2019
5	1968, 1971, 2014, 2016, 2017, 2018

### Most Consecutive Games Won, Start of Season

9	2003, 2013
5	2017, 2018
4	1996, 2018, 2019
3	1962, 1966, 1994, 1995, 2010

### Most Consecutive Games Won, End of Season

10	2015
6	1997, 2019
5	1968
4	2017, 2018
3	1960, 1963, 1966, 1967, 1971, 1972, 1984, 1986

### Most Consecutive Home Games Won

13	2002-03
11	1994-96, 1997-98
10	1968-69, 2015-16
9	1970-71, 2017-18

### Most Consecutive Road Games Won

9	1966-67, 2016-17
6	1967-68
5	1968-69, 1971-72

## Games Lost

### Most Consecutive Games Lost

12	2007-08
9	1987, 2008-09
8	1975-76, 2012
7	1985, 2008

### Most Consecutive Games Lost, Start of Season

5	1977, 2009
4	1976, 1980
3	1975, 2004, 2008, 2011

### Most Consecutive Games Lost, End of Season

9	2007
6	1977
4	1975, 2008, 2012

### Most Consecutive Home Games Lost

10	2008-09
8	1974-75
7	1975-76, 2011-12
6	1977-78, 2007-08

### Most Consecutive Road Games Lost

9	2007-08
8	1978-79, 1985-86
6	1988, 2008-09, 2012

## Scoring

### Most Points, Season (All 400+)

565	2018
484	2003
483	2004

467 2002

451 2019

448 1966

430 2013

415 2017

408 1967

405 2015

403 2005

### Highest Scoring Average, Season

35.3 (565 in 16 games)	2018
32.0 (448 in 14 games)	1966
30.3 (484 in 16 games)	2003
30.2 (483 in 16 games)	2004
29.2 (467 in 16 games)	2002
29.1 (408 in 14 games)	1967

### Most Points, Consecutive Seasons

1,016 (565, 451)	2018-19
971 (415, 565)	2017-18
967 (484, 483)	2003-04
951 (467, 484)	2002-03
886 (483, 403)	2004-05
856 (448, 408)	1966-67
804 (389, 415)	2016-17

### Fewest Points, Season

176	1982 (9 games)
211	2012
212	2011
225	1977
226	2007

### Lowest Scoring Average, Season

13.2 (211 in 16 games)	2012
13.3 (212 in 16 games)	2011
14.1 (226 in 16 games)	2007
14.9 (238 in 16 games)	1979
15.2 (243 in 16 games)	1978
15.9 (254 in 16 games)	1988

### Largest Scoring Differential, Season

201 (371 - 170)	1968
182 (359 - 177)	1969
176 (448 - 276)	1966
156 (369 - 233)	1962
154 (408 - 254)	1967

### Most 40-Point Games, Season

5	2003, 2018
4	1966, 2002, 2004
3	1961, 1962, 1963, 1964, 1967
2	1965, 1968, 1983, 2000, 2010, 2013, 2017, 2019

### Most 30-Point Games, Season

12	2018
8	1966, 2002, 2004
7	1999, 2003, 2019
6	1960, 1967, 2010
5	1962, 1965, 1968, 1983, 1994, 2005, 2006, 2015, 2016, 2017

### Most Points Scored, Game

59 at Denver	Sept. 7, 1963
56 at Denver	Oct. 23, 1966
56 vs. Atlanta	Oct. 24, 2004
56 at Oakland	Dec. 15, 2013
54 vs. St. Louis	Oct. 22, 2000
52 4 times; Last vs. Denver	Oct. 29, 1967

### Largest Margin of Victory, Game

52 Kansas City (59) at Denver (7)	Sept. 7, 1963
49 Kansas City (49) vs. Arizona (0)	Dec. 1, 2002
48 Kansas City (48) vs. N.Y. Jets (0)	Dec. 22, 1963



46 Kansas City (56) vs. Denver (10) Oct. 16, 1966

46 Kansas City (56) vs. Atlanta (10) Oct. 24, 2004

**Most Points, Both Teams, Game**

105 KC (51) at LAR (54) Nov. 19, 2018

99 KC (48) at Seattle (51) Nov. 27, 1983 (OT)

88 KC (49) vs. Denver (39) Nov. 1, 1964

88 KC (54) vs. St. Louis (34) Oct. 22, 2000

**Fewest Points, Both Teams, Game**

3 KC (0) at Tampa Bay (3) Dec. 16, 1979

9 KC (3) vs. Cleveland (6) Sept. 4, 1988

10 KC (7) at Denver (3) Jan. 1, 2012

12 KC (6) vs. St. Louis (6) Nov. 22, 1970

12 KC (3) at Miami (9) Oct. 20, 1974

**Most Points Shutout Victory, Game**

49 vs. Arizona Dec. 1, 2002

48 vs. N.Y. Jets Dec. 22, 1963

41 vs. Miami Oct. 8, 1967

41 vs. San Francisco Oct. 1, 2006

34 vs. Boston Dec. 11, 1960

34 vs. Houston Nov. 26, 1989

34 vs. Cleveland Sept. 30, 1990

34 vs. San Diego Oct. 31, 1999

**Fewest Points, Shutout Victory, Game**

14 vs. Baltimore Sept. 2, 1979

16 vs. Denver Dec. 6, 1970

17 vs. L.A. Chargers Sept. 25, 1960

**Largest Fourth-Quarter Comebacks**

Opponent	Deficit	Final	Date
17 at Green Bay	14-31	40-34 (OT)	Oct. 12, 2003
17 vs. San Diego	10-27	33-27 (OT)	Sept. 11, 2016
14 at N.Y. Jets	3-17	17-17 (OT)	Oct. 2, 1988
14 vs. N.Y. Giants	3-17	20-17 (OT)	Sept. 10, 1995
14 at Oakland	20-34	37-34	Nov. 28, 1999
14 at Carolina	3-17	20-17	Nov. 13, 2016

35 vs. San Francisco

Sept. 23, 2018

**Most First-Quarter Points, Season**

158 1966

147 2018

124 2013

113 2004

112 2003

103 1962

**Most First-Quarter Points, Game**

24 at Miami Sept. 28, 1968

21 13 times, last at Pittsburgh Sept. 16, 2018

**Most Second-Quarter Points, Season**

177 2019

153 2003

150 2018

149 1997

143 1967

137 1989, 2004, 2010

136 2005

**Most Second-Quarter Points, Game**

28 vs. Denver Oct. 29, 1967

28 vs. Pittsburgh Oct. 18, 1971

28 vs. Denver Dec. 7, 1980

28 vs. San Diego Dec. 22, 1985

28 at Washington Sept. 30, 2001

28 at Oakland Sept. 15, 2019

24 vs. Houston Oct. 30, 1966

24 vs. Indianapolis Oct. 31, 2004

**Most Second-Half Points, Game**

35 at Denver Oct. 23, 1966

35 at Denver Dec. 1, 1972

35 at Tennessee Dec. 13, 2004

34 at Denver Jan. 3, 2010

31 at Denver Sept. 7, 1963

31 at New England Oct. 14, 2018

30 vs. Cleveland Dec. 14, 1975

**Most Third-Quarter Points, Season**

134 2018

109 1963

106 1964

105 1998

103 2019

94 1966

93 1999, 2004

**Most Third-Quarter Points, Game**

22 vs. New York Jets Nov. 5, 1967

22 vs. Buffalo Oct. 18, 1969

22 vs. Oakland Nov. 26, 1961

21 at Buffalo Nov. 6, 1960

21 at Denver Sept. 7, 1963

21 at Denver Oct. 1, 1972

21 vs. Oakland Oct. 3, 1977

**Most Fourth-Quarter Points, Season**

168 2002

140 2004

131 2003, 2018

129 1962

127 1960

**Most Fourth-Quarter Points, Game**

23 at Buffalo Nov. 2, 1969

23 at Cleveland Sept. 8, 2002

22 at N.Y. Titans Nov. 24, 1960

21 at New England Sept. 7, 2017

20 at Green Bay Oct. 12, 2003

**Most Touchdowns, Season**





71	2018
63	2003
62	2004
57	2002
55	1966
52	2013
<b>Most Touchdowns, Consecutive Seasons</b>	
125 (63, 62)	2003-04
121 (71, 50)	2018-19
120 (57, 63)	2002-03
113 (42, 71)	2017-18
108 (62, 46)	2004-05
104 (55, 49)	1966-67
96 (50, 46)	1962-63
<b>Fewest Touchdowns, Season</b>	
17	1982 (9 games)
18	2012
20	2011
23	1973
24	1988, 2007
<b>Most Touchdowns, Game</b>	
8 at Denver	Sept. 7, 1963
8 at Denver	Oct. 23, 1966
8 vs. Atlanta	Oct. 24, 2004
8 at Oakland	Dec. 15, 2013
7	12 times; Last at Tennessee Dec. 13, 2004
<b>Most Touchdowns, Both Teams, Game</b>	
13 Kansas City (7) at Seattle (6)	Nov. 27, 1983 (OT)
13 Kansas City (8) at Oakland (5)	Dec. 15, 2013
12 Kansas City (7) vs. Denver (5)	Nov. 1, 1964
12 Kansas City (7) vs. St. Louis (5)	Oct. 22, 2000
12 Kansas City (7) at Tennessee (5)	Dec. 13, 2004
<b>Most Consecutive Games Scoring Touchdowns</b>	
96	1963-70
64	1997-01
52	1960-63
38	2017-19
35	1994-96
33	1976-78
<b>Most Offensive Touchdowns, Season</b>	
66	2018
58	2004
56	2003
53	2002
50	1962, 1966
46	1964, 2019
<b>Fewest Offensive Touchdowns, Season</b>	
13	1982 (9 games)
17	2012
18	2011
21	1973, 1974
23	2007
24	1970, 1977, 1987, 1988
25	1979
<b>Most Return Touchdowns, Season</b>	
11	1992, 1999, 2013
8	2016
7	1995, 1997, 2003
<b>Most Defensive Touchdowns, Season</b>	
9	1999
8	1992
6	2013, 2015
5	1972, 1974, 1977
4	1960, 1967, 1981, 1986, 1995, 1997, 2016, 2018
<b>Fewest Defensive Touchdowns, Season</b>	

0	1962, 1976, 1978, 1988, 2006, 2012
1	1961, 1975, 1976, 1989, 1998, 2001, 2002, 2007
<b>Most Defensive Touchdowns, Game</b>	
3 vs. Denver	Dec. 27, 1992
2	15 times, last at Baltimore Dec. 20, 2015
<b>Most Interception Return TDs, Season</b>	
6	1992
5	1972, 1974, 1999, 2013
4	1960, 1986, 1997, 2015, 2016
<b>Most Fumble Return TDs, Season</b>	
4	1999
3	1997, 1980, 1981, 2017
2	1989, 1991, 1992, 1993, 1995, 2013, 2019
<b>Most Special Teams Touchdowns, Season</b>	
5	1986, 1987, 2013
4	1995, 2003, 2016
3	1969, 1992, 2002, 2009
<b>Most Special Teams Touchdowns, Game</b>	
3 at Pittsburgh	Dec. 21, 1986
2 vs. Cleveland	Sept. 30, 1990
2 vs. St. Louis	Dec. 8, 2002
2 at Washington	Dec. 8, 2013
<b>Most Points After Touchdown, Season</b>	
65	2018
58	2003, 2004
54	2002
52	2013
48	1966
47	1962
<b>Fewest Points After Touchdown, Season</b>	
17	1982 (9 games), 2012
20	2011
21	1973, 2007
23	1988
<b>Most Points After Touchdown, Game</b>	
8 at Denver	Sept. 8, 1963
8 at Denver	Oct. 23, 1966
8 vs. Atlanta	Oct. 24, 2004
8 at Oakland	Dec. 15, 2013
<b>Most Two-Point Attempts, Season</b>	
6	2001
5	1997
4	1961, 1994, 2008, 2015
3	1964, 1965, 1966, 1967, 1995, 2002, 2003, 2007
<b>Most Two-Point Conversions, Season</b>	
3	1961, 1965, 1994, 2001
2	1966, 1967, 1997, 2015, 2016
1	12 times, Last; 2019
<b>Most Two-Point Attempts, Game</b>	
2 vs. Buffalo	Oct. 18, 1964
2 at Houston	Oct. 24, 1965
2 at St. Louis	Oct. 26, 1997
2 at Denver	Nov. 14, 2010
2 at Greb Bay	Sept. 28, 2015
2 at Oakland	Nov. 20, 2015
<b>Most Two-Point Conversions, Game</b>	
2 at Houston	Oct. 24, 1965
2 at St. Louis	Oct. 26, 1997
<b>Most Field Goals Attempted, Season</b>	
45	2017
44	1971
42	1970
40	1968
<b>Fewest Field Goals Attempted, Season</b>	
17	1964
18	1977



20	2003
22	1979, 2008
<b>Most Field Goals Attempted, Game</b>	
7	vs. Buffalo Dec. 19, 1971
7	vs. Cincinnati Oct. 4, 2015
6	8 times; Last at New Orleans Sept. 23, 2012
<b>Most Field Goals Attempted, Both Teams, Game</b>	
10	Kansas City (7) vs. Buffalo (3) Dec. 19, 1971
10	Kansas City (5) at San Diego (5) Oct. 29, 1972
10	Kansas City (6) vs. Denver (4) Dec. 16, 2001
10	Kansas City (5) vs. Denver (5) Sept. 28, 2008
<b>Most Field Goals Made, Season</b>	
41	2017
34	1990, 2019
31	2016
30	1968, 1970, 2015
28	2012
27	1969, 1988, 1997, 1998, 2001, 2005
<b>Fewest Field Goals Made, Season</b>	
7	1961
8	1963, 1964
12	1979
<b>Most Field Goals Made, Game</b>	
7	at Cincinnati Oct. 4, 2015
6	at New Orleans Sept. 23, 2012
5	at Buffalo Nov. 2, 1969
5	vs. Buffalo Dec. 7, 1969
5	vs. Buffalo Dec. 19, 1971
5	vs. L.A. Raiders Sept. 12, 1985
5	vs. Cincinnati Nov. 13, 1988
5	at Chicago Dec. 29, 1990
5	vs. Denver Sept. 20, 1993
5	vs. Minnesota Oct. 2, 2011
5	at Houston Oct. 8, 2017
5	vs. Denver Oct. 30, 2017
5	vs. Miami Dec. 24, 2017
<b>Most Field Goals Made, Both Teams, Game</b>	
*9	Kansas City (4) at San Diego (5) Sept. 29, 1996
<b>*NFL RECORD</b>	
8	Kansas City (5) vs. Buffalo (3) Dec. 19, 1971
8	Kansas City (4) vs. Denver (4) Sept. 28, 2008
7	Kansas City (5) vs. Buffalo (2) Dec. 7, 1969
7	Kansas City (4) vs. Denver (3) Dec. 16, 2001
7	Kansas City (3) at Indianapolis (4) Oct. 10, 2010
7	Kansas City (6) at New Orleans (1) Sept. 23, 2012
7	Kansas City (7) at Cincinnati (0) Oct. 4, 2015
7	Kansas City (5) vs. Denver (2) Oct. 30, 2017
7	Kansas City (5) vs. Miami (2) Dec. 24, 2017
<b>Most Consecutive Games Scoring Field Goals</b>	
18	2001-02
16	2017-18
15	2005
14	1970, 2019
11	1968-69, 1971-72, 1985-86
10	1980-81, 2013
<b>Most Safeties, Season</b>	
3	1988, 1997
<b>Most Safeties, Game</b>	
1	21 times; Last at Denver Nov. 27, 2016

## First Downs

<b>Most First Downs, Season</b>	
*398	2004
384	2018
350	2019

348	2003
347	2005
343	2002
334	2019
324	2001
<b>*NFL RECORD</b>	
<b>Fewest First Downs, Season</b>	
163	1982 (9 games)
183	1970
208	1973
<b>Most First Downs, Game (All 30+)</b>	
36	vs. Atlanta Oct. 24, 2004
33	vs. Indianapolis Oct. 31, 2004
33	vs. Cincinnati Oct. 21, 2018
32	at Houston Oct. 24, 1965
32	at Seattle Nov. 24, 2002
32	vs. Oakland Dec. 25, 2004
31	at Oakland Nov. 5, 2000
31	vs. San Francisco Sept. 23, 2018
30	vs. Cleveland Nov. 9, 2003
30	at L.A. Raiders Dec. 22, 1991
30	vs. Seattle Oct. 29, 2006
30	at Denver Nov. 14, 2010
30	vs. Baltimore Dec. 9, 2018
<b>Fewest First Downs, Game</b>	
4	at Tampa Bay Dec. 16, 1979
5	at San Diego Dec. 12, 2010
7	at Boston Oct. 23, 1964
7	at Oakland Dec. 12, 1970
7	at Denver Dec. 9, 2007
7	at Oakland Dec. 16, 2012
8	12 times; Last at Denver Dec. 30, 2012
<b>Most First Downs, Both Teams, Game</b>	
64	KC (32) at Seattle (32) Nov. 24, 2002
62	KC (31) at Oakland (31) Nov. 5, 2000
59	KC (26) at Seattle (33) Nov. 27, 1983 (OT)
58	KC (24) at Denver (34) Nov. 18, 1974
<b>Fewest First Downs, Both Teams, Games</b>	
15	Kansas City (7) vs. Denver (8) Dec. 6, 1970
18	Kansas City (7) at Boston (11) Oct. 23, 1964
<b>Most Rushing First Downs, Season</b>	
160	1978, 1981
140	2002
138	2004, 2005
130	1980
129	1969, 1997, 2010
<b>Fewest Rushing First Downs, Season</b>	
66	2007
71	1982 (9 games)
79	1985
83	1970, 1983, 1986
84	2000
<b>Most Rushing First Downs, Game</b>	
21	vs. Atlanta Oct. 24, 2004
20	vs. Houston Oct. 1, 1961
18	vs. Oakland Oct. 20, 1968
18	vs. Seattle Nov. 22, 1981
18	at Detroit Nov. 28, 1996
16	8 times; Last vs. Buffalo Oct. 7, 1991
<b>Fewest Rushing First Downs, Game</b>	
*0	at Cincinnati Nov. 24, 1974
0	vs. Pittsburgh Nov. 10, 1985
0	at L.A. Raiders Dec. 6, 1992
0	at Denver Oct. 27, 1996
0	at Arizona Oct. 8, 2006



0 vs. Jacksonville	Oct. 7, 2007
0 at Oakland	Dec. 16, 2012
1 12 times; Last vs. Pittsburgh	Oct. 15, 2017

\*NFL RECORD

**Most Passing First Downs, Season**

239	2018
228	2004
211	1994, 2019
208	1983
207	2000
206	2019
201	2003

**Fewest Passing First Downs, Season**

79	1982 (9 games)
86	1970
89	1968
91	1979
93	1973

**Most Passing First Downs, Game (All 20+)**

26 vs. Oakland	Dec. 25, 2004
24 at Denver	Nov. 14, 2010
23 at Oakland	Nov. 5, 2000
21 at Dallas	Nov. 20, 1983
21 at Denver	Oct. 17, 1994
21 at Denver	Dec. 7, 2003
21 at Houston	Oct. 8, 2017
21 at Los Angeles Rams	Nov. 19, 2018
20 vs. Indianapolis	Oct. 31, 2004
20 at Tennessee	Nov. 10, 2019

**Fewest Passing First Downs, Game**

1 vs. Oakland	Oct. 20, 1968
1 vs. Houston	Sept. 10, 1978
1 at Tampa Bay	Dec. 16, 1979
2 5 times; Last at Denver	Dec. 30, 2012

**Most Penalty First Downs, Season**

46	2019
37	2018
34	2013
33	1996, 1998
32	2004, 2015
30	2000
29	1966, 1978, 1984, 1986, 2017

**Fewest Penalty First Downs, Season**

4	1969
8	1965
9	1973
10	1999
11	1968, 1972

**Most Penalty First Downs, Game**

9 vs. L.A. Raiders	Oct. 3, 1993
7 vs. L.A. Raiders	Sept. 17, 1989
7 vs. Seattle	Oct. 17, 1996
7 vs. San Francisco	Sept. 23, 2018
6 at Tennessee	Dec. 13, 2004
6 at Oakland	Nov. 7, 2010
5 10 times; Last at Detroit	Sept. 29, 2019

**Fewest Penalty First Downs, Game**

0 Many times; Last, at New York Jets	Dec. 3, 2017
--------------------------------------	--------------

## Net Yards Passing and Rushing

**Most Net Yards, Season**

6,810	2018
6,695	2004

6,401	2018
6,192	2005
6,067	2019
6,007	2017
6,000	2002
5,910	2003

**Most Net Yards, Consecutive Seasons**

12,887 (6,695, 6,192)	2004-05
12,877 (6,810, 6,067)	2018-19
12,817 (6,007, 6,810)	2017-18
12,605 (5,910, 6,695)	2003-04
11,910 (6,000, 5,910)	2002-03
11,673 (5,673, 6,000)	2001-02
11,495 (5,488, 6,007)	2016-17

**Fewest Net Yards, Season**

2,498	1982 (9 games)
3,536	1973
3,577	1970
3,828	1974
3,936	1977

**Most Net Yards, Game (All 500+)**

614 at Denver	Oct. 23, 1966
590 vs. Indianapolis	Oct. 31, 2004
566 vs. Detroit	Oct. 14, 1990
552 at Seattle	Nov. 24, 2002
551 vs. Buffalo	Sept. 30, 1962
551 vs. Cincinnati	Oct. 21, 2018
546 at Washington	Sept. 30, 2001
546 at Los Angeles Rams	Nov. 19, 2018
542 at Houston	Oct. 24, 1965
540 vs. Atlanta	Oct. 24, 2004
537 at San Diego	Dec. 11, 1983
537 vs. Cincinnati	Jan. 1, 2006
537 at New England	Sept. 7, 2017
530 at Tennessee	Nov. 10, 2019
524 at Denver	Jan. 3, 2010
521 vs. Detroit	Dec. 14, 2003
520 vs. Denver	Nov. 1, 1964
513 at Oakland	Nov. 5, 2000
512 vs. Seattle	Dec. 27, 1987
510 vs. Houston	Nov. 28, 1965
510 at New Orleans	Sept. 23, 2012
508 at Cincinnati	Sept. 28, 1969
507 vs. Indianapolis	Dec. 23, 2012
506 vs. San Diego	Oct. 14, 1984
504 at New Orleans	Sept. 8, 1985
504 at N.Y. Jets	Oct. 6, 2002
503 at Seattle	Nov. 28, 2010
503 vs. L.A. Chargers	Dec. 29, 2019
502 at Buffalo	Oct. 3, 1976
500 at Oakland	Dec. 5, 2004

**Fewest Net Yards, Game**

62 vs. Oakland	Nov. 8, 1963
67 at San Diego	Dec. 12, 2010
80 at Tampa Bay	Dec. 16, 1979
104 at Buffalo	Oct. 29, 1973
106 at Oakland	Dec. 8, 1973

**Most Net Yards, Both Teams, Game**

1,095 KC (590) vs. Indianapolis (505)	Oct. 31, 2004
1,086 KC (552) at Seattle (534)	Nov. 24, 2002
1,036 KC (524) at Denver (512)	Jan. 3, 2010
1,013 KC (537) at San Diego (476)	Dec. 11, 1983
1,001 KC (546) at L.A. Rams (455)	Nov. 19, 2018
986 KC (513) at Oakland (473)	Nov. 5, 2000



**Fewest Net Yards, Both Teams, Game**

323 KC (178) at N.Y. Jets (145)	Nov. 7, 1971
335 KC (244) vs. Houston (91)	Oct. 12, 1969
338 KC (62) vs. Oakland (276)	Nov. 8, 1963

**Most Games, 400 or More Net Yards, Season**

11	2018
9	2004
7	2005, 2010, 2017
6	1994, 2000, 2002, 2019
5	1969, 2001, 2003
4	1960, 1961, 1962, 1976, 1983, 1997, 2016
3	1964, 1965, 1966, 1967, 1974, 1981, 1989, 1990, 1991, 2009, 2011, 2012

**Most Consecutive Games, 400 or More Net Yards**

5	2004
4	1976, 2005, 2018, 2019
3	1974, 2000, 2010, 2018

**Most Games, 300 or More Net Yards, Season**

15	2004, 2018
14	2005, 2019
13	2002, 2017
12	1989, 1995, 1999, 2003, 2010, 2013, 2015
11	1966, 1983, 1991, 1996, 2016
10	1964, 1968, 1981, 1984, 1993, 1994, 2000, 2001, 2014

**Most Consecutive Games, 300 or More Net Yards**

18	2017-18
16	2004-05
13	2001-02
11	2005
10	1966-67, 1989, 2003
8	2010, 2018-19
7	1981, 1991

**Most Plays, Season**

1,098	1994
1,089	2004
1,074	1983
1,063	2010
1,059	1995
1,059	2005

**Fewest Plays, Season**

573	1982 (9 games)
712	2017
775	1970
831	1968
833	1965
836	1971

**Most Plays, Game**

92	at New Orleans	Sept. 23, 2012
91	at Cincinnati	Sept. 3, 1978
86	vs. N.Y. Giants	Nov. 3, 1974
86	vs. Seattle	Sept. 28, 1997
85	at Jacksonville	Nov. 9, 1997
84	vs. Denver	Oct. 24, 1976
84	at San Diego	Nov. 12, 1978

**Fewest Plays, Game**

38	at Oakland	Dec. 12, 1970
38	at Tampa Bay	Dec. 16, 1979
41	at San Diego	Oct. 7, 1962
41	at San Diego	Dec. 12, 2010
42	at Oakland	Dec. 8, 1973
44	at Detroit	Nov. 25, 1971
44	at New England	Oct. 11, 1998
44	at Baltimore	Sept. 13, 2009

**Most Rushing Attempts, Season**

663	1978
610	1981
569	1979
559	1989
556	2010
552	1980

**Most Rushing Attempts, Consecutive Seasons**

1,232 (663, 569)	1978-79
1,162 (552, 610)	1980-81
1,121 (569, 552)	1979-80
1,089 (456, 663)	1977-78
1,063 (559, 504)	1989-90

**Fewest Rushing Attempts, Season**

269	1982 (9 games)
375	2019
379	2008
383	2000, 2007
387	1983, 2018
400	1963

**Most Rushing Attempts, Game**

69	at Cincinnati	Sept. 3, 1978
60	vs. Oakland	Oct. 20, 1968
57	vs. Seattle	Nov. 5, 1989

**Fewest Rushing Attempts, Game**

9	at Oakland	Nov. 5, 2000
10	vs. Jacksonville	Oct. 7, 2007
10	at Oakland	Dec. 16, 2012
11	at New England	Oct. 11, 1998
11	at New York Jets	Dec. 3, 2017
11	vs. Houston Texans	Oct. 13, 2019
12	at Oakland	Dec. 8, 1973
12	at Denver	Oct. 27, 1996
13	vs. Buffalo	Nov. 23, 2008
14	at San Diego	Sept. 29, 1963
14	vs. Pittsburgh	Nov. 10, 1985
14	at L.A. Raiders	Dec. 6, 1992
14	at Jacksonville	Nov. 8, 2009
14	vs. Indianapolis	Oct. 6, 2019

**Most Rushing Attempts, Both Teams, Game**

102 KC (52) at San Diego (50)	Nov. 12, 1978 (OT)
100 KC (41) vs. Denver (59)	Sept. 24, 1978

**Fewest Rushing Attempts, Both Teams, Game**

37 KC (21) vs. Houston (16)	Dec. 16, 1990
40 KC (17) at Buffalo (23)	Dec. 12, 1965

**Most Games, 40 or More Rushing Attempts, Season**

9	1978
8	1973, 1981
7	1968
6	1962, 1969, 1989
5	1976, 1979, 1980, 1997, 2010

**Most Games, 30 or More Rushing Attempts, Season**

14	1978
13	1981
12	1971, 1975, 1980
11	1969, 1989, 1990, 2005, 2006
10	1968, 1972, 1973, 1974, 1979, 1995, 1999, 2010

**Most Consecutive Games, 40 or More Rushing Attempts**

4	1968, 1978
3	1962, 1973, 1996

**Most Consecutive Games, 30 or More Rushing Attempts**

15	1980-81
8	1975, 1977-78
7	1972, 1978, 1978-79





6 1970, 1980, 1989, 1999

#### Most Rushing Yards, Season

2,986 1978

2,633 1981

2,627 2010

2,407 1962

2,395 2012

#### Most Rushing Yards, Home, Season

1,488 1981

1,468 1962

1,463 2010

1,436 1978

1,390 1961

#### Most Rushing Yards Per Game, Season

213.3 (2,986 in 16 games) 1978

171.9 (2,407 in 14 games) 1962

164.6 (2,633 in 16 games) 1981

164.2 (2,627 in 16 games) 2010

162.4 (2,274 in 14 games) 1966

#### Most Rushing Yards Per Game, Home, Season

209.7 (1,468 in 7 games) 1962

198.6 (1,390 in 7 games) 1961

186.0 (1,488 in 8 games) 1981

182.9 (1,463 in 8 games) 2010

179.5 (1,436 in 8 games) 1978

#### Most Rushing Yards, Consecutive Seasons

5,302 (2,986, 2,316) 1978-79

4,829 (1,843, 2,986) 1977-78

4,671 (2,289, 2,382) 2004-05

4,590 (2,183, 2,407) 1961-62

#### Fewest Rushing Yards, Season

943 1982 (9 games)

1,248 2007

1,254 1983

1,351 2017

1,465 2000

1,468 1986

#### Fewest Rushing Yards Per Game, Season

78.0 (1,248 in 16 games) 2007

78.4 (1,254 in 16 games) 1983

91.6 (1,465 in 16 games) 2000

91.8 (1,468 in 16 games) 1986

92.9 (1,486 in 16 games) 1985

#### Most Rushing Yards, Game (All 300+)

398 vs. Houston Oct. 1, 1961

380 at Denver Oct. 23, 1966

352 vs. Indianapolis Dec. 23, 2012

320 vs. Buffalo Sept. 30, 1962

317 at Denver Jan. 3, 2010

313 vs. Cincinnati Oct. 26, 1969

310 vs. Detroit Oct. 14, 1990

302 at Houston Oct. 24, 1965

#### Fewest Rushing Yards, Game

0 vs. Denver Dec. 19, 1965

10 vs. Jacksonville Oct. 7, 2007

10 at Oakland Dec. 16, 2012

14 at New England Oct. 11, 1998

16 at Denver Dec. 9, 2007

17 at Boston Nov. 18, 1960

17 at L.A. Raiders Dec. 6, 1992

#### Most Games, 200 or More Rushing Yards

8 1978

6 2010

5 1962

4 1968, 1979, 1981, 2002

3 1961, 1967, 1991, 2001, 2004, 2012

2 1960, 1963, 1965, 1966, 1969, 1970, 1975,

2 1989, 1996, 1997, 2005, 2006

#### Most Rushing Yards, Both Teams, Game

519 Kansas City (168) vs. Cleveland (351) Dec. 20, 2009

502 Texans (398) vs. Houston (104) Oct. 1, 1961

502 Texans (284) vs. Oakland (218) Nov. 26, 1961

479 Kansas City (251) vs. Detroit (228) Nov. 23, 1975

#### Fewest Rushing Yards, Both Teams, Game

75 KC (20) at Houston (55) Sept. 29, 1974

105 KC (27) vs. Boston (78) Nov. 17, 1968

111 Dallas Texans (108) at SD (3) Nov. 19, 1961

111 KC (48) at San Diego (63) Oct. 13, 1985

#### Most 10+ Yard Rushes, Season (Since 1990)

73 2002

72 2010

67 2005

64 2012

63 2001

#### Most 10+ Yard Rushes, Game (Since 1990)

11 at Oakland Dec. 9, 2001

(10 Holmes, 1 Cloud)

10 at Seattle Nov. 24, 2002

(9 Holmes, 1 Morton)

10 vs. Buffalo Oct. 31, 2010

(7 Charles, 3 Jones)

9 vs. Detroit Oct. 14, 1990

(5 Word, 3 Okoye, 1 McNair)

9 vs. Denver Dec. 17, 2000

(5 Richardson, 2 Grbac, 1 Alexander, 1 Moreau)

9 vs. Atlanta Oct. 24, 2004

(6 Holmes, 3 Blaylock, 1 Hall)

9 vs. Indianapolis Oct. 31, 2004

(6 Holmes, 2 Morton, 1 Johnson)

9 vs. Indianapolis Dec. 23, 2012

(4 Charles, 4 Hillis, 1 McCluster)

#### Highest Rushing Average, Season

5.18 1966

5.15 2002

5.03 1962

4.97 1961

4.91 2017

4.79 2012

#### Lowest Rushing Average, Season

3.24 1983

3.26 2007

3.39 1980

3.40 1986

3.43 1992

#### Most Rushing Touchdowns, Season

32 2003

31 2004

26 2002, 2005

24 1960

23 1961

#### Most Rushing Touchdowns, Consecutive Seasons

\*63 (32, 31) 2003-04

58 (26, 32) 2002-03

57 (31, 26) 2004-05

47 (24, 23) 1960-61

44 (23, 21) 1961-62

\*NFL RECORD

#### Fewest Rushing Touchdowns, Season

3 1982 (9 games)





5 2011

6 1972, 2007

7 1987

8 1988, 2009

**Most Rushing Touchdowns, Game**

\*8 vs. Atlanta Oct. 24, 2004

5 at Denver Oct. 23, 1966

4 14 times; Last vs. Detroit Nov. 1, 2015

\* NFL RECORD

**Most Rushing Touchdowns, Both Teams, Game**

8 Kansas City (8) vs. Atlanta (0) Oct. 24, 2004

7 Texans (4) vs. Boston (3) Sept. 8, 1962

7 Kansas City (4) at Denver (3) Oct. 10, 1965

## Passing

**Highest Passer Rating, Season**

113.8 2018

104.4 2019

100.8 2017

97.1 1962

96.4 1968

95.4 2015

94.9 1990, 2004

93.5 2002

**Lowest Passer Rating, Season**

52.7 1961

52.9 1977

54.0 1979

55.2 1974

59.3 1978

**Most Passes Attempted, Season**

641 1983

615 1994

593 1984

583 2018

582 2000

576 2019

563 2007

**Most Passes Attempted, Consecutive Seasons**

1,234 (641, 593) 1983-84

1,159 (583, 576) 2018-19

1,146 (615, 531) 1994-95

1,126 (543, 583) 2017-18

1,110 (582, 528) 2000-01

1,105 (490, 615) 1993-94

1,104 (593, 511) 1984-85

1,104 (563, 541) 2007-08

**Fewest Passes Attempted, Season**

264 1982 (9 games)

270 1968

289 1970

313 1973

322 1962

**Most Passes Attempted, Game**

59 at Dallas Nov. 20, 1983

55 at San Diego Oct. 9, 1994

55 at Miami Dec. 12, 1994

54 at Denver Nov. 16, 1986

54 at Denver Oct. 17, 1994

54 at San Diego Sept. 29, 1996

54 vs. San Diego Nov. 24, 1996

**Fewest Passes Attempted, Game**

3 vs. Oakland Oct. 20, 1968

6 at Oakland Dec. 13, 1969

10 vs. Denver Sept. 24, 1978

**Most Passes Attempted, Both Teams, Game**

100 KC (46) vs. Tampa Bay (54) Oct. 28, 1964

95 KC (54) at San Diego (41) Sept. 29, 1996

95 KC (46) at L.A. Rams (49) Nov. 19, 2018

90 KC (59) at Dallas (31) Nov. 20, 1983

90 KC (41) at San Diego (49) Dec. 11, 1983

**Fewest Passes Attempted, Both Teams, Game**

26 KC (6) at Oakland (20) Dec. 13, 1969

26 KC (13) at Tampa Bay (13) Dec. 16, 1979

27 KC (14) vs. Houston (13) Sept. 10, 1978

**Most Passes Completed, Season**

385 2018

378 2019

370 2004

369 1983

366 1994

365 2016

363 2017

**Most Passes Completed, Consecutive Seasons**

763 (385, 378) 2018-19

748 (363, 385) 2017-18

728 (365, 363) 2016-17

709 (339, 370) 2003-04

687 (370, 317) 2004-05

675 (310, 365) 2015-16

674 (369, 305) 1983-84

**Fewest Passes Completed, Season**

145 1982 (9 games)

154 1970

156 1968

**Most Passes Completed, Game**

39 at Oakland Nov. 5, 2000

37 at San Diego Oct. 9, 1994

36 at Tennessee Nov. 10, 2019

34 at Denver Oct. 17, 1994

34 at Denver Dec. 7, 2003

34 vs. San Diego Sept. 11, 2016

33 at Dallas Nov. 20, 1983

33 at Miami Dec. 12, 1994

33 at San Diego Jan. 2, 2005

33 at Detroit Dec. 23, 2007

33 at Denver Nov. 14, 2010

33 at Los Angeles Rams Nov. 19, 2018

**Fewest Passes Completed, Game**

2 vs. Oakland Oct. 20, 1968

2 at Oakland Dec. 13, 1969

5 7 times: Last at Seattle Dec. 17, 1978

**Most Passes Completed, Both Teams, Game**

64 Kansas City (33) at L.A. Rams (31) Nov. 19, 2018

62 Kansas City (31) at San Diego (31) Dec. 11, 1983

59 Kansas City (34) vs. San Diego (25) Sept. 11, 2016

57 Kansas City (31) at San Diego (26) Oct. 30, 2005

56 Kansas City (33) at Denver (23) Nov. 14, 2010

55 Kansas City (23) vs. San Diego (32) Oct. 14, 1984

55 Kansas City (26) vs. Tampa Bay (29) Oct. 28, 1984

**Fewest Passes Completed, Both Teams, Game**

11 Kansas City (10) vs. San Diego (1) Sept. 20, 1998

12 Kansas City (7) at Tampa Bay (5) Dec. 16, 1979

13 Kansas City (2) at Oakland (11) Dec. 13, 1969

13 Kansas City (8) vs. Boston (5) Oct. 11, 1970

**Most 20+ Yard Completions, Season (Since 1990)**

76 2018

60 2004

59 2000, 2019

55 2003





54	2017
53	2001
<b>Most 20+ Yard Completions, Game (Since 1990)</b>	
9 vs. St. Louis	Oct. 22, 2000
(6 Grbac, 2 Moon, 1 Morris)	
9 at Denver (9 Cassel)	Nov. 14, 2010
9 at L.A. Rams (9 Mahomes)	Nov. 19, 2018
8 at Oakland (8 Mahomes)	Sept. 15, 2019
7 at L.A. Raiders (7 Krieg)	Dec. 6, 1992
7 at San Diego (7 Gannon)	Nov. 22, 1998
7 at Oakland (7 Grbac)	Nov. 5, 2000
7 at Arizona (7 Green)	Oct. 21, 2001
7 vs. Indianapolis (7 Green)	Oct. 31, 2004
7 at New York Jets (7 Smith)	Dec. 3, 2017
7 at Cleveland (7 Mahomes)	Nov. 4, 2018
<b>Most Net Passing Yards, Season</b>	
4,955	2018
4,498	2019
4,406	2004
4,341	1983
4,149	2000
4,104	2017
3,981	2003
<b>Most Net Passing Yards, Consecutive Seasons</b>	
9,453 (4,955, 4,498)	2018-19
9,059 (4,104, 4,955)	2017-18
8,387 (3,981, 4,406)	2003-04
8,216 (4,406, 3,810)	2004-05
7,909 (4,341, 3,568)	1983-84
7,844 (3,740, 4,104)	2016-17
7,814 (4,149, 3,665)	2000-01
<b>Fewest Passing Yards, Season</b>	
1,555	1982 (9 games)
1,660	1979
1,719	1970
<b>Most Gross Passing Yards, Game (All 400+)</b>	
504 at Oakland	Nov. 5, 2000
478 at L.A. Rams	Nov. 19, 2018
469 at Denver	Nov. 14, 2010
446 at Tennessee	Nov. 10, 2019
443 at Oakland	Sept. 15, 2019
435 vs. Denver	Nov. 1, 1964
433 at Tennessee	Nov. 10, 2019
432 at Dallas	Nov. 20, 1983
412 vs. Denver	Dec. 19, 1965
411 at San Diego	Dec. 11, 1983
400 at Green Bay	Oct. 12, 2003
<b>Most Net Passing Yards, Game</b>	
474 at Oakland	Nov. 5, 2000
448 at L.A. Rams	Nov. 19, 2018
433 at Denver	Nov. 14, 2010
433 at Oakland	Sept. 15, 2019
406 at San Diego	Dec. 11, 1983
400 at Green Bay	Oct. 12, 2003
395 at New Orleans	Sept. 8, 1985
<b>Fewest Gross Passing Yards, Game</b>	
16 vs. Oakland	Oct. 20, 1968
39 vs. Houston	Nov. 15, 1981
42 at Seattle	Sept. 30, 1979
44 at Denver	Oct. 8, 1961
46 at Tampa Bay	Dec. 16, 1979
<b>Fewest Net Passing Yards, Game</b>	
-22 vs. Oakland	Nov. 8, 1963
15 at Seattle	Sept. 30, 1979
16 vs. Oakland	Oct. 20, 1968

18 at Denver	Oct. 4, 1970
19 at San Diego	Dec. 12, 2010
<b>Most Net Passing Yards, Both Teams, Game</b>	
859 Kansas City (387) vs. Indianapolis (472)	Oct. 31, 2004
827 Kansas City (448) at L.A. Rams (379)	Nov. 19, 2018
782 Kansas City (406) at San Diego (376)	Dec. 11, 1983
764 Kansas City (322) at Pittsburgh (442)	Sept. 16, 2018
748 Kansas City (331) at Oakland (417)	Oct. 19, 2017
732 Kansas City (433) at Denver (299)	Nov. 14, 2010
716 Kansas City (474) at Oakland (242)	Nov. 5, 2000
698 Kansas City (229) at Oakland (469)	Nov. 3, 1968
<b>Fewest Passing Yards, Both Teams, Game</b>	
67 Kansas City (22) at Tampa Bay (45)	Dec. 16, 1979
81 Kansas City (34) vs. Houston (47)	Sept. 10, 1978
<b>Most Individual 100-Yard Receiving Games, Season</b>	
14	2000, 2004
11	1964, 2018
9	2017
8	1966, 1983
7	1987, 2003, 2006, 2007, 2016, 2019
<b>Most Consecutive Individual 100-Yard Receiving Games, Season</b>	
7	2000
6	2004
4	1964, 2016, 2018
3	1966, 1984, 1992, 1994, 2005, 2007, 2010
2	1961, 1962, 1963, 1965, 1968, 1969, 1980, 1982, 1983, 1985, 1987, 1988, 1989, 1998, 1999, 2001, 2006, 2007, 2008, 2011, 2017 (3 times), 2018, 2019
<b>Most Times Sacked, Season</b>	
57	1980
55	2007
53	1975
<b>Fewest Times Sacked, Season</b>	
19	1994
21	1978, 1991, 1995, 2003
22	1990
<b>Most Times Sacked, Game</b>	
10 vs. Baltimore	Nov. 2, 1980
9 vs. San Diego	Dec. 2, 2007
8 at Pittsburgh	Dec. 5, 1982
8 vs. L.A. Raiders	Dec. 12, 1982
<b>Most Times Sacked, Both Teams, Game</b>	
13 Kansas City (2) vs. Cleveland (11)	Sept. 30, 1984
13 Kansas City (6) vs. Houston (7)	Sept. 21, 1986
<b>Most Consecutive Games Without Allowing A Sack</b>	
3	1988, 2000
<b>Most Consecutive Seasons Leading League, Completion Percentage</b>	
*4	1966-69
<b>*NFL RECORD</b>	
<b>Highest Completion Percentage, Season</b>	
66.85	543-363 2017
66.85	546-365 2016
66.04	583-385 2018
65.95	561-370 2004
65.63	576-378 2019
65.54	473-310 2015
63.25	536-339 2003
<b>Lowest Completion Percentage, Season</b>	
44.36	(399-177) 1961
48.05	(435-209) 1960
48.90	(409-200) 1965
49.33	(521-257) 1986
50.38	(395-199) 1965





## Most Passing Touchdowns, Season

50	2018
32	1964
31	1966
30	1963, 2019
29	1983, 2000

## Fewest Passing Touchdowns, Season

7	1978, 1979
8	2012
10	1973, 1982 (9 games)
11	1974, 1977
13	1981, 2011

## Most Passing Touchdowns, Game

6	vs. Denver	Nov. 1, 1964
6	at Pittsburgh	Sept. 16, 2018
6	at Los Angeles Rams	Nov. 19, 2018
5	7 times; Last at Oakland	Dec. 15, 2013

## Most Passing Touchdowns, Both Teams, Game

10	Kansas City (6) at L.A. Rams (4)	Nov. 19, 2018
9	Kansas City (4) at Denver (5)	Nov. 14, 2010
9	Kansas City (6) at Pittsburgh (3)	Sept. 16, 2018
8	Kansas City (6) vs. Denver (2)	Nov. 1, 1964
8	Kansas City (4) at San Diego (4)	Dec. 11, 1983
8	Kansas City (3) vs. IND (5)	Oct. 31, 2004

## Most Passes Had Intercepted, Season

27	1961
26	1977
25	1974

## Fewest Passes Had Intercepted, Season

5	1990, 2019
6	2014
7	2015
8	1982 (9 games), 2010, 2016, 2017
9	2013
10	1993, 1994, 1997, 2005

## Most Passes Had Intercepted, Game

7	vs. Pittsburgh	Oct. 13, 1974
6	at Seattle	Nov. 4, 1984
6	vs. L.A. Raiders	Oct. 20, 1985

## Most Passes Had Intercepted, Both Teams, Game

9	Kansas City (3) vs. Miami (6)	Nov. 13, 1966
8	8 times	
	Last; Kansas City (2) at Oakland (6)	Oct. 23, 2011

## Punting

### Most Seasons Leading League (Average Distance)

\*6 1968, 1971-73, 1979, 1984

\*NFL RECORD

### Most Consecutive Seasons Leading League

3 1971-73

### Most Punts, Season

104	1999
99	1986
98	1984

### Fewest Punts, Season

38	1982 (9 games)
45	2018
49	2019
54	1962
55	2004
57	1991

### Most Punts, Game

11	at N.Y. Jets	Sept. 18, 1965
11	vs. Baltimore	Sept. 2, 1979
11	at San Francisco	Nov. 17, 1985
11	at Cleveland	Nov. 19, 1989

11	vs. San Diego	Nov. 13, 1994
11	at Chicago	Dec. 4, 2011
10	vs. Denver	Oct. 6, 1974
10	at Oakland	Oct. 5, 1980
10	at N.Y. Jets	Oct. 2, 1988
10	at San Diego	Nov. 26, 2000
10	at N.Y. Jets	Dec. 30, 2007
10	at Jacksonville	Sept. 8, 2013

### Fewest Punts, Game

0	at L.A. Raiders	Dec. 22, 1991
0	vs. Carolina	Dec. 10, 2000
0	vs. Cincinnati	Oct. 21, 2018

### Highest Punting Average Distance, Season

46.83	(83-3,887)	2012
45.89	(89-4,084)	2011
45.53	(80-3,642)	1973
45.33	(89-4,034)	2013
45.26	(65-2,942)	1968

### Lowest Punting Average Distance, Season

36.06	(54-1,947)	1962
37.83	(64-2,422)	2002
38.53	(70-2,697)	1981

### Most Punts Had Blocked, Season

2 1974, 1975, 1985, 1999

### Most Punts Had Blocked, Game

2	vs. Denver	Oct. 27, 1985
---	------------	---------------

## Punt Returns

### Most Seasons Leading League (Average Return)

6 1960, 1968, 1970, 1979-80, 2003

### Most Punt Returns, Season (All 50+)

59	2013
58	1979, 1995, 1999
52	2010

### Fewest Punt Returns, Season

15	1982 (9 games)
22	2018
24	2004
26	1961, 1963, 2008

### Most Punt Returns, Game

9	at Oakland	Nov. 15, 2009
8	vs. San Diego	Nov. 10, 1974
8	at St. Louis	Dec. 19, 2010
7	vs. Oakland	Sept. 23, 1979
7	vs. N.Y. Giants	Oct. 21, 1979
7	vs. Detroit	Sept. 26, 1999
7	at Denver	Dec. 5, 1999
7	at Oakland	Oct. 21, 2007
7	at Jacksonville	Sept. 8, 2013
7	at Washington	Dec. 8, 2013

### Most Punt Returns, Both Teams, Game

15 Kansas City (6) vs. Baltimore (9) Sept. 2, 1979

### Most Punt Return Yards, Season (All 600+)

695	2013
640	1999
612	1979

### Fewest Punt Return Yards, Season

126	1972
129	1982 (9 games)
150	1971

### Most Punt Return Yards, Game

177	at Washington	Dec. 8, 2013
160	vs. San Diego	Sept. 13, 2010
141	vs. Oakland	Sept. 23, 1979
139	at Denver	Dec. 5, 1999
131	vs. Boston	Dec. 11, 1960





**Highest Punt Return Average, Season**

16.42 (33-542)	2003
15.03 (33-496)	1960
14.80 (40-592)	2016
14.53 (40-581)	1980
14.52 (31-450)	1968

**Lowest Punt Return Average, Season**

4.34 (29-126)	1972
4.69 (32-150)	1971
6.29 (35-220)	2017
6.50 (26-169)	2008
6.53 (32-209)	2009

**Most Punt Return Touchdowns, Season**

2	1968, 1979, 1980, 1992, 1999, 2002, 2003, 2013, 2016
1	1960, 1965, 1966, 1987, 1995, 1997, 2006, 2010, 2017, 2018

**Most Punt Return Touchdowns, Game**

1	29 times; Last at L.A. Chargers	Sept. 9, 2018
---	---------------------------------	---------------

**Most Punt Return Touchdowns, Both Teams, Game**

*2	Kansas City (1) at Buffalo (1)	Sept. 11, 1966
----	--------------------------------	----------------

\*NFL RECORD

## Kickoff Returns

**Most Kickoff Returns, Season**

80	2008
77	2009
75	2004
70	1987, 2000
68	2005

**Fewest Kickoff Returns, Season**

31	1973
34	1982 (9 games)
35	2015
37	1962, 2019
38	1968, 1998
39	1992

**Most Kickoff Returns, Game**

11	vs. Buffalo	Nov. 23, 2008
10	vs. Oakland	Nov. 2, 1967
10	vs. Seattle	Sept. 20, 1987
9	vs. Pittsburgh	Nov. 10, 1985

**Most Kickoff Return Yards, Season**

1,820	2004
1,716	2008
1,666	2009
1,591	2005
1,577	2003

**Fewest Kickoff Return Yards, Season**

722	1992
723	1982 (9 games)
725	1973
736	1968
784	1990

**Most Kickoff Return Yards, Game**

251	at Miami	Dec. 12, 1994
245	at San Diego	Oct. 15, 1967
236	vs. Pittsburgh	Nov. 10, 1985

**Highest Kickoff Return Average, Season**

*29.91 (44-1,316)	2013
27.64 (53-1,465)	1961
26.59 (41-1,090)	1969
25.81 (37-955)	1962

\*NFL RECORD

**Lowest Kickoff Return Average, Season**

16.52 (56-925)	1988
17.04 (46-784)	1990

17.20 (54-929)	1983
----------------	------

**Most Kickoff Return Touchdowns, Season**

2	1987, 1995, 2003, 2004, 2013
---	------------------------------

1	1961, 1963, 1967, 1969, 1986, 1994, 1996, 1997, 2002, 2005, 2009, 2014, 2016, 2019
---	--

**Most Kickoff Return Touchdowns, Game**

1	24 times; Last vs. L.A. Chargers	Dec. 29, 2019
---	----------------------------------	---------------

## Fumbles

**Most Fumbles, Season**

42	1980
----	------

**Fewest Fumbles, Season**

7	2002
13	1982 (9 games), 2003
14	2017
15	2010
16	2015

**Most Fumbles, Game**

*10	vs. Houston	Oct. 12, 1969
-----	-------------	---------------

\*NFL RECORD

**Most Fumbles, Both Teams, Game**

*14	Kansas City (10) vs. Houston (4)	Oct. 12, 1969
-----	----------------------------------	---------------

\*NFL RECORD

**Most Fumbles Lost, Season**

24	1981, 1987
21	1965, 1977

**Fewest Fumbles Lost, Season**

*2	2002
3	2017
4	1982 (9 games)
6	2003, 2010, 2018
8	1967, 1991, 2008, 2015

\*NFL RECORD

**Most Fumbles Lost, Game**

6	vs. Houston	Oct. 12, 1969
---	-------------	---------------

**Most Turnovers, Season**

47	1977
46	1981
41	1965, 1987, 1989
40	1964

**Fewest Turnovers, Season**

11	2017
12	1982 (9 games)
14	2010
15	2002, 2015, 2019
17	2014, 2016

**Most Turnovers, Game**

9	vs. Buffalo	Oct. 17, 1965
9	vs. Pittsburgh	Oct. 13, 1974
8	vs. San Diego	Sept. 20, 1981

**Most Turnovers, Both Teams, Game**

16	Kansas City (7) vs. Houston (9)	Oct. 12, 1969
----	---------------------------------	---------------

## Penalties

**Fewest Penalties, Season**

43	1982 (9 games)
52	1963
56	1964
61	1966

**Most Penalties, Season**

*158	1998
137	2018
127	1994
126	1999
122	1993, 1996

\*NFL RECORD







## Fewest Penalties, Game

*0 vs. Buffalo	Oct. 2, 1966
0 vs. Oakland	Dec. 8, 1974
1 24 times; Last at San Diego	Dec. 29, 2013

\*NFL RECORD

## Most Penalties, Game

17 at Seattle	Nov. 8, 1998
15 vs. San Diego	Sept. 20, 1998
15 at New England	Sept. 7, 2017
14 at Atlanta	Sept. 18, 1994
14 at Denver	Oct. 17, 1994

## Fewest Penalties, Both Teams, Game

1 Kansas City (0) vs. Buffalo (1)	Oct. 2, 1966
-----------------------------------	--------------

## Most Penalties, Both Teams, Game

30 Kansas City (17) at Seattle (13)	Nov. 8, 1998
27 Kansas City (12) at Oakland (15)	Nov. 7, 2010
26 Kansas City (7) vs. San Diego (19)	Oct. 16, 1997
26 Kansas City (11) vs. Oakland (15)	Dec. 24, 2011
25 Kansas City (11) vs. Denver (14)	Sept. 20, 1993
24 Kansas City (13) at L.A. Raiders (11)	Oct. 9, 1983
24 Kansas City (12) vs. L.A. Raiders (12)	Sept. 16, 1984
24 Kansas City (10) vs. L.A. Raiders (14)	Dec. 13, 1987
24 Kansas City (14) at Atlanta (10)	Sept. 18, 1994
24 Kansas City (14) at Denver (10)	Oct. 17, 1994
24 Kansas City (15) vs. San Diego (9)	Sept. 20, 1998
24 Kansas City (10) at Oakland (14)	Oct. 23, 2011
24 Kansas City (9) at Denver (15)	Nov. 27, 2016

24 Kansas City (12) at Pittsburgh (12) Sept. 16, 2018

## Fewest Yards Penalized, Season

371 1982 (9 games)
515 1974
577 2006
602 2001
604 1964

## Most Yards Penalized, Season

1,304 1998
1,152 2018

## Fewest Yards Penalized, Game

0 vs. Buffalo	Oct. 2, 1966
0 vs. Oakland	Dec. 8, 1974
1 vs. San Diego	Dec. 22, 2002
3 vs. Buffalo	Sept. 11, 2011
5 11 times; Last at San Diego	Dec. 29, 2013

## Most Yards Penalized, Game

154 vs. Oakland	Nov. 1, 1970
152 at Seattle	Nov. 8, 1998
141 at San Diego	Oct. 25, 1987

## Fewest Yards Penalized, Both Teams, Game

10 Kansas City (10) vs. Boston (0)	Nov. 17, 1968
10 Kansas City (0) vs. Oakland (10)	Dec. 8, 1974
10 Kansas City (5) at Denver (5)	Dec. 7, 2008

## Most Yards Penalized, Both Teams, Game

259 KC (141) at San Diego (118)	Oct. 25, 1987
258 KC (126) vs. L.A. Raiders (132)	Sept. 16, 1984







## Scoring

### Fewest Points Allowed, Season

170	1968
177	1969
184	1982 (9 games)
192	1973
208	1971

### Lowest Scoring Average, Season

12.1 (170 in 14 games)	1968
12.6 (177 in 14 games)	1969
13.7 (192 in 14 games)	1973
14.5 (232 in 16 games)	1997
14.9 (208 in 14 games)	1971

### Most Points Allowed, Season

440	2008
435	2004
425	2012
424	2009

### Highest Scoring Average, Season

27.5 (440 in 16 games)	2008
27.2 (435 in 16 games)	2004
26.9 (376 in 14 games)	1976
26.6 (425 in 16 games)	2012
26.5 (424 in 16 games)	2009

### Most Points Allowed, Game

54 vs. Buffalo	Nov. 23, 2008
54 at L.A. Rams	Nov. 19, 2018
51 at Seattle	Nov. 27, 1983 (OT)
50 at Buffalo	Oct. 3, 1976
49 at Oakland	Nov. 5, 2000
49 at Denver	Nov. 14, 2010

### Most First-Half Points Allowed, Game

35 at San Diego	Oct. 25, 1987
35 at Denver	Nov. 14, 2010
34 vs. Seattle	Dec. 11, 1977
31 Seven times, last at Pittsburgh	Oct. 15, 2006

### Fewest First-Half Points Allowed, Season

74	1969
95	1982 (9 games)
97	1965
101	1973
103	1968

### Most First-Quarter Points Allowed, Season

101	1998
95	1976, 2012
93	2009
92	1997
88	1987

### Fewest First-Quarter Points Allowed, Season

29	1963, 1969
30	1973
32	1970
33	1965, 1966
37	1984

### Most First-Quarter Points Allowed, Game

31 at Buffalo	Sept. 13, 1962
22 at Pittsburgh	Oct. 2, 2016
21 at Denver	Nov. 16, 1986
21 at Denver	Nov. 14, 2010
17 vs. Oakland	Nov. 23, 1967
17 at Denver	Oct. 27, 1996
17 vs. Pittsburgh	Sept. 14, 2003
17 at Denver	Sept. 26, 2005
17 vs. San Diego	Sept. 30, 2012

### Most Second-Quarter Points Allowed, Season

152	2004
141	2008
135	1985
133	1999
131	2018
127	1961, 1984

### Fewest Second-Quarter Points Allowed, Season

45	1969
55	1979, 1982 (9 games)
57	1968, 1992
59	1995
64	1965

### Most Second-Quarter Points Allowed, Game

28 vs. San Diego	Nov. 15, 1964
28 vs. Oakland	Oct. 16, 1966
28 at Baltimore	Dec. 21, 1980
28 at Seattle	Nov. 4, 1984
28 at Seattle	Sept. 11, 1988
24 at Oakland	Nov. 3, 1968

### Most Third-Quarter Points Allowed, Season

106	2008, 2012
103	2001
100	2009
98	1975, 2018
95	2011

### Fewest Third-Quarter Points Allowed, Season

22	1971
29	1995
31	1982 (9 games)
34	1974
35	1973

### Most Third-Quarter Points Allowed, Game

28 at Houston	Oct. 24, 1965
22 at Boston	Nov. 18, 1960
21 Nine times; Last at Baltimore	Sept. 13, 2009

### Most Fourth-Quarter Points Allowed, Season

139	1961
136	2018
130	1983, 2002
129	2004
127	1976
121	1985

### Fewest Fourth-Quarter Points Allowed, Season

27	1968
44	1997
54	2013
56	1973
57	1960, 1962, 1981

### Most Fourth-Quarter Points Allowed, Game

24 at New Orleans	Sept. 8, 1985
22 vs. Denver	Nov. 1, 1964
21 13 times; Last at Houston	Oct. 8, 2017

### Most Second-Half Points Allowed, Game

38 at Houston	Oct. 24, 1965
37 at Seattle*	Nov. 27, 1983
35 vs. San Diego	Oct. 20, 1963
35 vs. Pittsburgh	Nov. 7, 1976
31 at Miami	Sept. 22, 1985
31 at Miami	Dec. 12, 1994
31 vs. San Diego	Nov. 24, 2013
31 at L.A. Rams	Nov. 19, 2018

\*Includes three in OT

### Fewest Second-Half Points Allowed, Season

67	1968
----	------





89	1982 (9 games)		
91	1973, 1997		
96	1971		
101	1972		
Fewest Touchdowns Allowed, Season			
18	1968		
19	1969		
21	1971		
Most Touchdowns Allowed, Season			
53	2004		
51	1976		
51	2018		
49	2008		
48	2009		
47	2012		
Most Touchdowns Allowed, Game			
7	at Buffalo	Oct. 3, 1976	
7	at Oakland	Nov. 5, 2000	
7	at Denver	Nov. 14, 2010	
6	16 times; Last at Pittsburgh	Oct. 2, 2016	
Most Shutouts, Season			
3	1960		
2	1967, 1969		
Most Consecutive Shutouts			
2	1960	Dec. 4-11, 1960	
Most Games Allowed 10 Points or Less, Season			
9	1968		
7	1969		
6	1973, 1979, 1990, 1995		
Most Consecutive Games Allowed 10 Points or Less			
5	1968		
3	1960, 1968, 1995, 1997		
Largest Opponent Comeback Victories			
Opponent	Deficit	Final	Date
21 vs. Tampa Bay	24-3	27-30 (OT)	Nov. 2, 2008
18 vs. Philadelphia	24-6	31-37	Oct. 2, 2005
18 vs. San Diego	21-3	21-22	Dec. 14, 2008
17 at Houston	17-0	36-38	Oct. 24, 1965
17 vs. L.A. Raiders	17-0	17-24	Oct. 5, 1986
17 at Chicago	17-0	27-28	Nov. 13, 1977
17 at San Diego	34-17	37-38	Nov. 22, 1998
17 vs. Oakland	17-0	38-41 (OT)	Jan. 2, 2000

## First Downs

<b>Fewest First Downs Allowed, Season</b>	
170	1982 (9 games)
181	1969
200	1965
204	1964
<b>Most First Downs Allowed, Season</b>	
419	2018
367	2002
352	2017
344	1987, 2008, 2019
342	2016
336	1985
<b>Fewest First Downs Allowed, Game</b>	
5	vs. Oakland Dec. 7, 1997
6	at Boston Sept. 21, 1969
6	vs. Boston Oct. 11, 1970
6	at Chicago Dec. 29, 1990
7	10 times; Last at Washington Oct. 18, 2009
<b>Most First Downs Allowed, Game</b>	
35	vs. San Diego Oct. 19, 1986
35	vs. Houston Oct. 13, 2019

34	at Denver	Nov. 18, 1974
34	at Cleveland	Oct. 30, 1977
<b>Fewest Rushing First Downs Allowed, Season</b>		
52	1968	
53	1969	
67	1965	
<b>Most Rushing First Downs Allowed, Season</b>		
169	1977	
162	1988	
149	1975	
<b>Fewest Rushing First Downs Allowed, Game</b>		
*0	vs. Houston	Dec. 4, 1960
0	vs. Buffalo	Dec. 3, 1967
0	at Denver	Oct. 3, 1971
0	at Oakland	Dec. 3, 1995
0	vs. Oakland	Dec. 7, 1997
0	vs. St. Louis	Dec. 8, 2002
0	vs. N.Y. Jets	Sept. 11, 2005
1	19 times; Last vs. Oakland	Dec. 24, 2011

\*NFL RECORD

<b>Most Rushing First Downs Allowed, Game</b>		
21	vs. Pittsburgh	Nov. 7, 1976
20	at Oakland	Dec. 28, 2002
19	at Cleveland	Oct. 30, 1977

<b>Fewest Passing First Downs Allowed, Season</b>	
92	1982 (9 games)
95	1973

111	1969, 1970
-----	------------

<b>Most Passing First Downs Allowed, Season</b>	
247	2018
227	2002

209	2016
-----	------

204	2017
-----	------

202	2000
-----	------

195	2008
-----	------

<b>Fewest Passing First Downs Allowed, Game</b>	
*0	at Houston Oct. 9, 1988

0	vs. San Diego	Sept. 20, 1998
---	---------------	----------------

2	8 times; Last at Denver	Jan. 1, 2012
---	-------------------------	--------------

\*NFL RECORD

<b>Most Passing First Downs Allowed, Game</b>		
25	at Denver	Nov. 18, 1974

25	at Denver	Nov. 14, 2010
----	-----------	---------------

25	at Pittsburgh	Sept. 16, 2018
----	---------------	----------------

23	at Oakland	Oct. 19, 2017
----	------------	---------------

23	at L.A. Chargers	Sept. 9, 2018
----	------------------	---------------

22	at Cincinnati	Dec. 6, 1987
----	---------------	--------------

22	vs. Philadelphia	Oct. 2, 2005
----	------------------	--------------

<b>Fewest Penalty First Downs Allowed, Season</b>		
9	1982 (9 games)	

11	1964	
----	------	--

13	1980	
----	------	--

<b>Most Penalty First Downs Allowed, Season</b>		
*56	1998	

43	2018	
----	------	--

40	2004	
----	------	--

39	2019	
----	------	--

36	1993, 2017	
----	------------	--

34	2015	
----	------	--

33	1987	
----	------	--

\*NFL RECORD

<b>Most Penalty First Downs Allowed, Game</b>		
7	2 times; Last N.Y. Jets	Dec. 11, 2011

6	12 times; Last vs. Indianapolis	Oct. 6, 2019
---	---------------------------------	--------------







## Net Yards Allowed Passing and Rushing

### Fewest Yards Allowed, Season

2,733 1982 (9 games)

3,163 1969

3,575 1973

3,667 1970

3,749 1965

### Most Yards Allowed, Season

6,488 2018

6,291 2008

6,248 2002

6,211 2009

6,037 2004

5,896 2016

### Fewest Yards Allowed, Game

89 vs. Seattle Dec. 24, 1995

91 vs. Houston Oct. 12, 1969

93 vs. Oakland Dec. 7, 1997

100 at Boston Sept. 21, 1969

105 vs. Boston Dec. 14, 1963

105 vs. Boston Oct. 11, 1970

### Most Yards Allowed, Game

563 vs. Houston Dec. 16, 1990

542 at N.Y. Jets Oct. 2, 1988 (OT)

542 at Tennessee Dec. 13, 2004

541 at L.A. Chargers Sept. 9, 2018

539 at Oakland Nov. 3, 1968

539 vs. Oakland Oct. 3, 1977

535 vs. Denver Dec. 1, 2013

### Fewest Plays Allowed, Season

556 1982 (9 games)

808 1969

813 1971

### Most Plays Allowed, Season

1,159 1984

1,126 1985

1,109 2018

1,102 1981

### Fewest Plays Allowed, Game

39 vs. Houston Oct. 22, 1967

39 vs. Oakland Dec. 7, 1997

40 vs. Cincinnati Oct. 13, 1968

40 at Boston Sept. 21, 1969

### Most Plays Allowed, Game

97 at N.Y. Jets Oct. 2, 1988 (OT)

95 vs. San Diego Oct. 19, 1986

91 vs. Chicago Nov. 8, 1981

## Rushing

### Fewest Rushing Attempts Allowed, Season

279 1982 (9 games)

316 1969

343 1967

### Most Rushing Attempts Allowed, Season

634 1977

609 1988

601 1978

### Fewest Rushing Attempts Allowed, Game

9 at Oakland Dec. 5, 2004

11 at New Orleans Sept. 4, 1994

11 at Oakland Dec. 3, 1995

11 vs. Oakland Dec. 10, 2017

12 at N.Y. Jets Nov. 27, 1966

12 at Seattle Nov. 28, 2010

### Most Rushing Attempts Allowed, Game

65 at Buffalo Oct. 29, 1973

62 at Tampa Bay Dec. 16, 1979

61 at Oakland Dec. 8, 1973

61 vs. Chicago Nov. 8, 1981

### Fewest Rushing Yards Allowed, Season

980 1960

1,066 1982 (9 games)

1,091 1969

### Fewest Rushing Yards Per Game Allowed, Season

70.0 (980 in 14 games) 1960

77.9 (1,091 in 14 games) 1969

82.9 (1,327 in 16 games) 1995

### Most Rushing Yards Allowed, Season

2,971 1977

2,861 1976

2,712 1975

### Most Rushing Yards Per Game Allowed, Season

211.8 (2,971 in 14 games) 1977

204.4 (2,861 in 14 games) 1976

193.7 (2,712 in 14 games) 1975

### Fewest Rushing Yards Allowed, Game

-27 vs. Houston Dec. 4, 1960

3 at San Diego Nov. 19, 1961

8 at Oakland Dec. 3, 1995

### Most Rushing Yards Allowed, Game

351 vs. Cleveland Dec. 20, 2009

332 vs. Tennessee Oct. 19, 2008

330 vs. Pittsburgh Nov. 7, 1976

322 at Cleveland Oct. 30, 1977

300 vs. Oakland Sept. 14, 2008

### Fewest Individual 100-Yard Games Allowed, Season

0 1960, 1969, 1971, 1981, 1995

### Most Individual 100-Yard Games Allowed, Season

9 2003

8 1976, 1977, 2007

### Fewest Rushing Touchdowns Allowed, Season

4 1968

5 2016

6 1969, 1971

7 1982 (9 games), 1995, 2013, 2015

### Most Rushing Touchdowns Allowed, Season

25 2008

24 1975, 1976

23 1977, 1988

### Most Rushing Touchdowns Allowed, Game

5 vs. Pittsburgh Nov. 7, 1976

5 at Denver Dec. 7, 2003

4 7 times; Last vs Baltimore Sept. 22, 2019

## Passing

### Fewest Pass Attempts Allowed, Season

262 1982 (9 games)

324 1973

325 1975

333 1977

### Most Pass Attempts Allowed, Season

632 2018

616 2002

607 2015

598 2016

596 1995

592 2013

### Fewest Pass Attempts Allowed, Game

8 vs. Denver Nov. 13, 2011







9 at N.Y. Jets	Nov. 7, 1971
9 vs. Oakland	Dec. 8, 1974
10 vs. L.A. Raiders	Sept. 16, 1973
10 at San Diego	Dec. 18, 1988
<b>Most Pass Attempts Allowed, Game</b>	
65 vs. San Diego	Oct. 19, 1986
61 vs. Seattle	Sept. 29, 1985
61 vs. Jacksonville	Oct. 7, 2018
60 at Oakland	Oct. 5, 1980
60 at Pittsburgh	Sept. 16, 2018
<b>Fewest Pass Completions Allowed, Season</b>	
155 1982 (9 games)	
157 1973	
175 1977	
186 1972, 1975	
195 1970	
<b>Most Pass Completions Allowed, Season</b>	
406 2018	
403 2002	
352 2019	
350 2016	
348 2008	
349 2015	
334 2013	
<b>Fewest Pass Completions Allowed, Game</b>	
1 vs. San Diego	Sept. 20, 1998
2 vs. Denver	Nov. 13, 2011
3 vs. Houston	Oct. 22, 1967
3 at N.Y. Jets	Nov. 7, 1971
3 vs. Oakland	Dec. 8, 1974
4 at San Diego	Nov. 2, 1986
4 at Houston	Oct. 9, 1988
<b>Most Pass Completions Allowed, Game</b>	
39 at New England	Sept. 22, 2002
39 at Pittsburgh	Sept. 16, 2018
37 vs. San Diego	Dec. 22, 1985
37 vs. San Diego	Oct. 19, 1986
37 vs. New Orleans	Oct. 23, 2016
35 vs. Oakland	Oct. 27, 2002
34 vs. L.A. Raiders	Sept. 12, 1985
34 vs. San Diego	Dec. 14, 2008
34 at L.A. Chargers	Sept. 9, 2018
<b>Fewest Net Passing Yards Allowed, Season</b>	
1,619 1973	
1,667 1982 (9 games)	
1,942 1973	
2,010 1970	
<b>Most Net Passing Yards Allowed, Season</b>	
4,374 2018	
4,203 2004	
4,181 2002	
3,962 2013	
3,958 2016	
3,952 2017	
<b>Fewest Net Passing Yards Allowed, Game</b>	
-19 vs. San Diego	Sept. 20, 1998
9 vs. N.Y. Jets	Nov. 7, 1971
12 vs. Oakland	Dec. 8, 1974
<b>Most Net Passing Yards Allowed, Game</b>	
505 vs. Houston	Dec. 16, 1990
472 vs. Indianapolis	Oct. 31, 2004
469 at Oakland	Nov. 3, 1968
<b>Fewest Individual 300-Yard Games Allowed, Season</b>	
0 1962, 1970, 1971, 1972, 1973, 1974, 1977, 1978, 1988, 2000	

**Most Individual 300-Yard Games Allowed, Season**  
8 2002

**Fewest Passing Touchdowns Allowed, Season**  
10 1969

11 1971, 1973

12 1982 (9 games), 1988

**Most Passing Touchdowns Allowed, Season**

32 2004

30 2018

29 2012

27 2002

25 1964, 1976, 1980, 1987, 2000, 2005, 2009, 2013, 2015

24 1999

**Most Passing Touchdowns Allowed, Game**

5 vs. Indianapolis Oct. 31, 2004

5 at Denver Nov. 14, 2010

5 vs. Denver Dec. 1, 2013

5 at Green Bay Sept. 28, 2015

5 at Pittsburgh Oct. 2, 2016

4 17 times; Last at L.A. Rams Nov. 19, 2018

## Sacks

**Most Seasons Leading League**

4 1960, 1965, 1969, 1990

**Most Sacks, Season**

60.0 1990

54.0 1997

52.0 2018

51.0 2000

50.0 1984, 1992

**Fewest Sacks, Season**

\*10.0 2008

15.0 1982 (9 games)

22.0 1976, 2009

23.0 1988

\*NFL RECORD

**Most Sacks, Game**

11.0 vs. Cleveland Sept. 30, 1984

10.0 vs. Oakland Sept. 6, 1998

9.0 at Buffalo Nov. 2, 1969

9.0 vs. Seattle Nov. 11, 1990

9.0 vs. Oakland Oct. 13, 2013

9.0 at Denver Oct. 17, 2019

**Most Opponents Yards Lost Attempting to Pass, Season**

439 1968

**Fewest Opponents Yards Lost Attempting to Pass, Season**

62 2008

120 1982 (9 games)

137 2009

## Interceptions By

**Most Consecutive Seasons Leading League**

5 1966-70

**Most Passes Intercepted By, Season**

37 1968

33 1966

32 1960, 1962, 1969

**Fewest Passes Intercepted By, Season**

7 2012

11 1987

12 1982 (9 games), 1994

**Most Passes Intercepted By, Game**

7 at San Diego Dec. 8, 1968

6 8 times; Last vs. New York Jets Sept. 25, 2016



**Most Consecutive Games, One or More Interceptions By**

23 1967-69

18 1966-67

16 1982-83

**Most Yards Returning Interceptions, Season**

596 1969

578 1967

567 1986

**Fewest Yards Returning Interceptions, Season**

119 2012

124 2006

140 1987

141 2019

**Most Yards Returning Interceptions, Game**

188 vs. N.Y. Titans Dec. 17, 1961

162 at Oakland Dec. 6, 2015

142 vs. L.A. Raiders Oct. 28, 1991

136 vs. Seattle Dec. 11, 1977

**Most Touchdowns Returning Interceptions, Season**

6 1992

5 1972, 1974, 1999, 2013

4 1960, 1967, 1986, 1997, 2015, 2016

**Most Touchdowns Returning Interceptions, Game**

2 vs. N.Y. Titans Dec. 17, 1961

2 at Denver Oct. 1, 1972

2 at Denver Dec. 19, 1982

2 vs. San Diego Oct. 19, 1986

2 vs. Denver Dec. 27, 1992

2 at Baltimore Oct. 21, 1999

2 at Denver Jan. 3, 2010

2 at Oakland Oct. 23, 2011

**Most Touchdowns Returning Interceptions, Both Teams, Game**

\*4 Kansas City (0) at Seattle (4) Nov. 4, 1984

3 Kansas City (2) vs. San Diego (1) Oct. 19, 1986

\*NFL RECORD

## Opponents Interceptions

**Most Yards, Interception Returns Opponents, Season**

688 1984

**Most Yards Interception Returns, Opponent, Game**

\*325 at Seattle Nov. 4, 1984

\*NFL RECORD

**Most Touchdowns Returning Interceptions Opponents, Season**

7 1984

**Most Touchdowns Returning Interceptions Opponent, Game**

\*4 at Seattle Nov. 4, 1984

\*NFL RECORD

## Punting

**Most Opponents Punts, Season**

102 1995

98 1999

94 1969

**Fewest Opponents Punts, Season**

38 1982 (9 games)

50 2008

52 2018

55 1962

**Lowest Opponents Average Distance, Season**

37.0 1986, 1990

38.6 1982 (9 games)

38.9 1981

**Highest Opponents Average Distance, Season**

47.6 2011

46.8 2012

46.6 2013

45.7 2005

45.2 2010

**Most Opponents Punts Blocked, Season**

6 1990

4 1986

3 1963, 1982

2 1966, 1979, 1980, 1989, 1997, 2001, 2002, 2006

**Most Opponents Punts Blocked, Game**

3 vs. Denver Dec. 8, 1963

2 at Seattle Sept. 30, 1979

2 vs. Cleveland Sept. 30, 1990

## Punt Returns

**Most Opponents Punt Returns, Season**

60 1984

55 1974, 1976

54 1983

**Most Opponents Punt Returns, Game**

9 at Cincinnati Nov. 24, 1974

**Fewest Punt Return Yards Allowed, Season**

89 2019

97 2018

157 1960, 2016

164 2017

170 2015

179 2005

190 1991

**Most Punt Return Yards Allowed, Season**

702 1977

634 1974

572 1986

**Most Punt Return Yards Allowed, Game**

170 at San Diego Sept. 26, 1965

**Lowest Punt Return Average Allowed, Season**

4.68 (19-89) 2019

5.23 (30-157) 2016

5.71 (17-97) 2018

5.81 (27-157) 1960

6.37 (46-293) 1981

6.43 (49-315) 1979

6.47 (38-246) 2013

**Highest Punt Returns Average Allowed, Season**

15.36 (22-338) (9 games) 1982

14.93 (29-433) 1965

14.04 (50-702) 1977

**Most Punt Returns Touchdowns Allowed, Season**

2 1982, 1990, 2004, 2012

## Kickoff Returns

**Fewest Opponents Kickoff Returns, Season**

25 2011, 2017

27 2012

35 2016

36 2018

37 2019

40 1973

42 1982 (9 games)

**Most Opponents Kickoff Returns, Season**

88 2002

87 2003

85 2004







84 1966

**Fewest Kickoff Return Yards Allowed, Season**

486 2017

605 2011

690 2012

725 2019

794 1982 (9 games)

809 2018

843 2016

958 1977

**Most Kickoff Return Yards Allowed, Season**

2,053 2005

2,045 1966

2,043 2003

1,908 2004

1,880 2002

**Most Kickoff Return Yards Allowed, Game**

289 at Denver Sept. 7, 1963

278 vs. Cleveland Dec. 20, 2009

**Lowest Kickoff Return Average Allowed, Season**

17.17 (81-1,391) 1990

18.00 (71-1,278) 1986

18.57 (23-427) 2017

18.80 (64-1,203) 1992

**Highest Kickoff Return Average Allowed, Season**

25.78 (40-1,031) 1973

25.56 (27-690) 2012

25.37 (54-1,370) 1974

**Most Kickoff Return Touchdowns Allowed, Season**

2 1988

2 1989

2 2009

## Blocked Field Goals

**Most Blocked Field Goals, Season**

6 1960

5 1966

4 1962, 1965, 1973

3 1963, 1967, 1996

2 1982 (9 games), 1986, 1992, 1993, 2003

**Most Blocked Field Goals, Game**

3 at San Diego Oct. 15, 1967

2 vs. Buffalo Dec. 18, 1960

2 at Oakland Nov. 3, 1963

2 at Oakland Sept. 18, 1966

2 at San Diego Oct. 15, 1967

2 at Green Bay Oct. 4, 1973

2 at San Diego Oct. 17, 1993

2 at San Diego Nov. 30, 2003

## Fumbles

**Fewest Opponents Fumbles, Season**

16 1971

18 1984, 2011

19 2000, 2012, 2015, 2017

**Fewest Opponents Fumbles Recovered, Season**

6 2011, 2012

7 1971, 2015, 2019

8 1966, 2004, 2007

9 2010

10 1982 (9 games), 1996, 2017

**Most Opponents Fumbles, Season**

42 1981

40 1975

39 1977

**Most Opponents Fumbles Recovered, Season**

26 1994

25 1990

23 1977

## Turnovers

**Fewest Opponents Turnovers, Season**

13 2012

21 2004

22 1982 (9 games), 2007

23 2010, 2019

26 2001, 2011, 2017

**Most Opponents Turnovers, Season**

51 1983

49 1962, 1968, 1986

**Most Opponents Turnovers, Game**

9 vs. Houston Oct. 28, 1962

9 vs. Houston Oct. 12, 1969

9 vs. St. Louis Oct. 2, 1983

**Best Turnover Ratio, Season**

26 (45 takes/19 gives) 1990

22 (49 takes/27 gives) 1968

21 (45 takes/21 gives) 1999

18 (49 takes/31 gives) 1962

18 (39 takes/21 gives) 1992

18 (36 takes/18 gives) 2013

**Worst Turnover Ratio, Season**

-24 (13 takes/37 gives) 2012

-13 (28 takes/41 gives) 1987

-11 (22 takes/33 gives) 2007

-8 (33 takes/41 gives) 1965

-8 (33 takes/41 gives) 1989







## Single Game

### Pass Attempts (All 50+)

61 Blake Bortles, Jacksonville	Oct. 7, 2018
60 Ben Roethlisberger, Pittsburgh	Sept. 16, 2018
58 Mark Hermann, San Diego	Dec. 22, 1985
56 Kyle Orton, Denver	Jan. 3, 2010
55 Rich Gannon, Oakland	Oct. 27, 2002
54 Steve DeBerg, Tampa Bay	Oct. 28, 1984
54 Tom Brady, New England	Sept. 22, 2002
52 Jim Plunkett, Oakland	Oct. 5, 1980
52 Derek Carr, Oakland	Oct. 19, 2017
52 Philip Rivers, L.A. Chargers	Nov. 18, 2019
51 Philip Rivers, L.A. Chargers	Sept. 9, 2018
50 Brian Griese, Denver	Oct. 20, 2002

### Pass Completions (All 30+)

39 Tom Brady, New England	Sept. 22, 2002
39 Ben Roethlisberger, Pittsburgh	Sept. 16, 2018
37 Mark Hermann, San Diego	Dec. 22, 1985
37 Drew Brees, New Orleans	Oct. 23, 2016
35 Rich Gannon, Oakland	Oct. 27, 2002
34 Jim Plunkett, Oakland	Sept. 12, 1985
34 Philip Rivers, San Diego	Dec. 14, 2008
34 Philip Rivers, L.A. Chargers	Sept. 9, 2018
33 Drew Bledsoe, New England	Dec. 4, 2000
33 Donovan McNabb, Philadelphia	Oct. 2, 2005
33 Blake Bortles, Jacksonville	Oct. 7, 2018
32 Jay Cutler, Denver	Dec. 7, 2008
32 Ben Roethlisberger, Pittsburgh	Nov. 22, 2009
32 Kyle Orton, Denver	Jan. 3, 2010
31 Jim Zorn, Seattle	Sept. 27, 1981
31 Rich Gannon, Oakland	Sept. 9, 2001
31 Marc Bulger, St. Louis	Nov. 5, 2006
31 Jeff Garcia, Tampa Bay	Nov. 2, 2008
31 Derek Carr, Oakland	Dec. 6, 2015
31 Jared Goff, L.A. Rams	Nov. 19, 2018
31 Philip Rivers, L.A. Chargers	Dec. 29, 2019
30 Dan Fouts, San Diego	Oct. 14, 1984
30 Tony Romo, Dallas	Sept. 15, 2013
30 Deshaun Watson, Houston	Oct. 13, 2019

### Passing Yards (All 400+)

527 Warren Moon, Houston	Dec. 16, 1990
472 Peyton Manning, Indianapolis	Oct. 31, 2004
452 Ben Roethlisberger, Pittsburgh	Sept. 16, 2018
445 Charley Johnson, Denver	Nov. 18, 1974
431 Kyle Orton, Denver	Jan. 3, 2010
430 Blake Bortles, Jacksonville	Oct. 7, 2018
426 Billy Volek, Tennessee	Dec. 13, 2004
424 Philip Rivers, L.A. Chargers	Sept. 9, 2018
417 Derek Carr, Oakland	Oct. 19, 2017
413 Pete Beathard, Houston	Sept. 9, 1968
413 Jared Goff, L.A. Rams	Nov. 19, 2018
410 Tom Brady, New England	Sept. 22, 2002
403 Peyton Manning, Denver	Dec. 1, 2013
400 John Elway, Denver	Dec. 6, 1998

### Touchdown Passes

5 George Blanda, Houston	Oct. 24, 1965
5 Peyton Manning, Indianapolis	Oct. 31, 2004
5 Peyton Manning, Denver	Dec. 1, 2013
5 Aaron Rodgers, Green Bay	Sept. 28, 2015
5 Ben Roethlisberger, Pittsburgh	Oct. 2, 2016
5 Deshaun Watson, Houston	Oct. 8, 2017

### Interceptions Thrown

6 John Hadl, San Diego	Dec. 8, 1968
------------------------	--------------

6 Ryan Fitzpatrick, N.Y. Jets	Sept. 25, 2016
5 George Blanda, Houston	Oct. 28, 1962
5 John Hadl, San Diego	Dec. 16, 1962
5 Babe Parilli, Boston	Dec. 14, 1963
5 George Blanda, Houston	Oct. 4, 1964
5 Pete Beathard, Houston	Oct. 12, 1969
5 Marty Domres, San Diego	Nov. 9, 1969
5 Alan Pastrana, Denver	Dec. 6, 1970
5 James Harris, San Diego	Nov. 26, 1978
5 Jim Plunkett, Oakland	Oct. 5, 1980
5 Jim Zorn, Seattle	Nov. 9, 1980
5 Dave Krieg, Seattle	Dec. 9, 1984
5 John Elway, Denver	Dec. 14, 1985

### Long Pass (All 80+)

90 N. Johnson to R. Upchurch, Denver	Sept. 21, 1975
89 J. Kemp to E. Dubenion, Buffalo	Oct. 13, 1963
87 S. McNair to M. Clayton, Baltimore	Dec. 10, 2006
87 M. Hasselbeck to B. Obomanu, SEA	Nov. 28, 2010
82 J. Lee to A. Denson, Denver	Nov. 1, 1964
82 D. Lamonica to F. Biletnikoff, Oakland	Nov. 3, 1968
82 B. Griese to S. Sharpe, Denver	Oct. 20, 2002
80 J. Lee to B. Groman	Oct. 22, 1961
80 S. Wyche to B. Trumpy	Sept. 28, 1969

### Pass Receptions

16 Troy Brown, New England	Sept. 22, 2002
14 Kellen Winslow, San Diego	Dec. 11, 1983
14 Jabar Gaffney, Denver	Jan. 3, 2010
13 Joe Washington, Baltimore	Sept. 2, 1979
13 Terrance Mathis, Atlanta	Sept. 18, 1994
13 Tim Brown, Oakland	Oct. 27, 2002
13 Steven Jackson, St. Louis	Nov. 5, 2006

### Receiving Yards (All 200+)

250 Miles Austin, Dallas	Oct. 11, 2009
245 Haywood Jeffires, Houston	Dec. 16, 1990
233 Drew Bennett, Tennessee	Dec. 13, 2004
232 Lance Alworth, San Diego	Oct. 20, 1963
214 Shannon Sharpe, Denver	Oct. 20, 2002
213 Jabar Gaffney, Denver	Jan. 3, 2010
210 Amari Cooper, Oakland	Oct. 19, 2017
203 Don Maynard, N.Y. Jets	Sept. 15, 1968

### Touchdown Receptions

4 Eric Decker, Denver	Dec. 1, 2013
3 Bob Chandler, Buffalo	Oct. 3, 1976
3 Kellen Winslow, San Diego	Dec. 11, 1983
3 Shannon Sharpe, Denver	Dec. 12, 1993
3 Drew Bennett, Tennessee	Dec. 13, 2004
3 Antonio Gates, San Diego	Oct. 30, 2005
3 Randall Cobb, Green Bay	Sept. 28, 2015
3 DeAndre Hopkins, Houston	Oct. 8, 2017

### Rushing Attempts

39 O.J. Simpson, Buffalo	Oct. 29, 1973
39 Ricky Bell, Tampa Bay	Dec. 16, 1979
39 Marion Butts, San Diego	Dec. 17, 1989

### Rushing Yards (All 200+)

286 Jerome Harrison, Cleveland	Dec. 20, 2009
220 Tiki Barber, N.Y. Giants	Dec. 17, 2005
218 Clinton Portis, Denver	Dec. 7, 2003
217 Gary Anderson, San Diego	Dec. 18, 1988
214 Greg Pruitt, Cleveland	Dec. 14, 1975
207 Curt Warner, Seattle	Nov. 27, 1983 (OT)

### Rushing Touchdowns

5 Clinton Portis, Denver	Dec. 7, 2003
3 Jon Keyworth, Denver	Nov. 18, 1974
3 Greg Pruitt, Cleveland	Dec. 14, 1975





3 Pete Banaszak, Oakland	Dec. 21, 1975
3 Walter Payton, Chicago	Nov. 13, 1977
3 Curt Warner, Seattle	Nov. 27, 1983 (OT)
3 Marcus Allen, L.A. Raiders	Nov. 25, 1990
3 Rodney Hampton, N.Y. Giants	Dec. 19, 1992
3 Terrell Davis, Denver	Dec. 6, 1998
3 Curtis Martin, N.Y. Jets	Nov. 11, 2001
3 Clinton Portis, Denver	Dec. 15, 2002
3 Onterio Smith, Minnesota	Dec. 20, 2003
3 Michael Pittman, Tampa Bay	Nov. 7, 2004
3 Michael Turner, Atlanta	Sept. 21, 2008
3 LenDale White, Tennessee	Oct. 19, 2008
3 Jerome Harrison, Cleveland	Dec. 20, 2009
3 Jeremy Hill, Cincinnati	Oct. 4, 2015
3 Mike Gillislee, New England	Sept. 7, 2017
3 Mark Ingram, Baltimore	Sept. 22, 2019

**Long Run (All 80+)**

87 Paul Lowe, San Diego	Sept. 10, 1961
85 LaDainian Tomlinson, San Diego	Dec. 17, 2006
80 LenDale White, Tennessee	Oct. 19, 2008

**Total Touchdowns**

5 Clinton Portis, Denver	Dec. 7, 2003
4 Clinton Portis, Denver	Dec. 15, 2002
4 Eric Decker, Denver	Dec. 1, 2013

**Interceptions Made**

4 Deltha O'Neal, Denver	Oct. 7, 2001
3 David Fulcher, Cincinnati	Oct. 1, 1989

**Long Interception Return (All 100+)**

102 Marcus Coleman, Houston	Sept. 26, 2004
101 Tony Greene, Buffalo	Oct. 3, 1976
100 Speedy Duncan, San Diego	Oct. 15, 1967

**Long Punt Return**

95 Johnny Bailey, Chicago	Dec. 29, 1990
---------------------------	---------------

**Long Kickoff Return (All 100+)**

103 Joshua Cribbs, Cleveland	Dec. 20, 2009
100 Nemiah Wilson, Denver	Oct. 8, 1966
100 Joshua Cribbs, Cleveland	Dec. 20, 2009

**Long Punt (All 80+)**

83 Chris Norman, Denver	Sept. 23, 1984
82 Paul Maguire, San Diego	Nov. 5, 1961

**Long Field Goal (All 55+)**

59 Matt Bryant, Atlanta	Dec. 4, 2016
57 Sebastian Janikowski, Oakland	Dec. 16, 2012
56 Sebastian Janikowski, Oakland	Sept. 14, 2008
56 Matt Prater, Denver	Sept. 28, 2008
55 John Kasay, Seattle	Jan. 2, 1994
55 Kris Brown, Pittsburgh	Oct. 14, 2001
55 Sebastian Janikowski, Oakland	Nov. 25, 2007
55 Nate Kaeding, San Diego	Nov. 29, 2009

**Times Sacked (All 10.0+)**

11 Paul McDonald, Cleveland	Sept. 30, 1984
10 Jeff George, Oakland	Sept. 6, 1998

**Touchdowns On Interception Returns**

2 Dave Brown, Seattle	Nov. 4, 1984
-----------------------	--------------

**Fumbles**

6 Dave Krieg, Seattle	Nov. 5, 1989
-----------------------	--------------



## Service

### Most Games Played, Career

11	Dustin Colquitt	2005-10
10	John Alt	1984-96
10	Tim Grunhard	1990-00
10	Dave Szott	1990-00
10	Derrick Thomas	1989-99
9	Dan Saleaumua	1989-96
9	Tracy Simien	1991-97
9	Neil Smith	1988-96
8	Len Dawson	1962-75
8	Jonathan Hayes	1985-93
8	Nick Lowery	1980-93
8	Johnny Robinson	1960-71
8	Kevin Ross	1984-93, '97
8	Jim Tyrer	1961-73
8	Will Shields	1993-06
8	Travis Kelce	2013-19
8	Daniel Sorensen	2014-19

## Scoring

### Most Points, Career

48	Damien Williams (4 games - 8 TDs)	2018-19
37	Nick Lowery (8 games - 8 FGs, 13 PATs)	1980-93
35	Jan Stenerud (5 games - 9 FGs, 8 PATs)	1967-79
31	Harrison Butker (5 games - 3 FGs, 22 PATs)	2017-19
30	Travis Kelce (7 games - 5 TDs)	2013-18
24	Cairo Santos (3 games - 6 FGs, 6 PATs)	2014-16
18	Mike Garrett (6 games - 3 TDs)	1966-70
18	Marcus Allen (6 games - 3 TDs)	1993-97
18	Knile Davis (3 games - 3 TDs)	2013-15
18	Tyreek Hill (6 games - 3 TDs)	2016-19

### Most Points, Game

18	Damien Williams vs. New England	Jan. 20, 2019
18	Damien Williams vs. Houston	Jan. 12, 2020
18	Travis Kelce vs. Houston	Jan. 12, 2020
14	Ryan Succop at Indianapolis	Jan. 4, 2014
12	Abner Haynes vs. Houston	Dec. 23, 1962
12	Mike Garrett at Buffalo	Jan. 1, 1967
12	Ed Podolak vs. Miami	Dec. 25, 1971
12	Dante Hall vs. Indianapolis	Jan. 11, 2004
12	Priest Holmes vs. Indianapolis	Jan. 11, 2004
12	Knile Davis at Indianapolis	Jan. 4, 2014
12	Cairo Santos at Houston	Jan. 9, 2016
11	Jan Stenerud vs. Minnesota	Jan. 11, 1970

### Most Touchdowns, Career

8	Damien Williams (4 games)	2018-19
5	Travis Kelce (7 games)	2013-19
3	Marcus Allen (6 games)	1993-97
3	Mike Garrett (6 games)	1966-70
3	Knile Davis (3 games)	2013-16
3	Tyreek Hill (6 games)	2016-19

### Most Touchdowns, Game

3	Damien Williams vs. New England	Jan. 20, 2019
3	Damien Williams vs. Houston	Jan. 12, 2020
3	Travis Kelce vs. Houston	Jan. 12, 2020
2	Abner Haynes vs. Houston	Dec. 23, 1962
2	Mike Garrett at Buffalo	Jan. 1, 1967
2	Ed Podolak vs. Miami	Dec. 25, 1971
2	Dante Hall vs. Indianapolis	Jan. 11, 2004
2	Priest Holmes vs. Indianapolis	Jan. 11, 2004
2	Knile Davis at Indianapolis	Jan. 4, 2014

### Most Points After Touchdown, Career

17	Harrison Butker (4 games - 18 Att.)	2017-19
13	Nick Lowery (8 games - 14 Att.)	1980-93
8	Jan Stenerud (5 games - 8 Att.)	1967-79
6	Ryan Succop (2 games - 6 Att.)	2009-13
6	Cairo Santos (3 games - 6 Att.)	2014-17
5	Mike Mercer (2 games - 5 Att.)	1966

### Most Points After Touchdown, Game

6	Harrison Butker vs. Houston (7 Att.)	Jan. 12, 2020
5	Ryan Succop at Indianapolis (5 Att.)	Jan. 4, 2014
5	Harrison Butker (5 Att.)	Jan. 19, 2020
4	Mike Mercer at Buffalo (4 Att.)	Jan. 1, 1967
4	Nick Lowery at Houston (4 Att.)	Jan. 16, 1994
4	Morten Andersen vs. IND (4 Att.)	Jan. 11, 2004
4	Harrison Butker vs. IND (4 Att.)	Jan. 12, 2019
4	Harrison Butker vs. NE (4 Att.)	Jan. 20, 2019

### Most Points After Touchdown, No Misses, Career

8	Jan Stenerud (5 games)	1967-79
---	------------------------	---------

### Most Field Goals Attempted, Career

17	Jan Stenerud (5 games - 17 Att.)	1967-79
12	Nick Lowery (8 games - 12 Att.)	1980-93

### Most Field Goals Attempted, Game

5	Jan Stenerud vs. N.Y. Jets	Dec. 20, 1969
4	Nick Lowery vs. Miami	Jan. 5, 1991
4	Jan Stenerud vs. Miami	Dec. 25, 1971

### Most Field Goals, Career

9	Jan Stenerud (5 games - 17 Att.)	1967-79
8	Nick Lowery (8 games - 12 Att.)	1980-93

### Most Field Goals, Game

3	Jan Stenerud vs. Minnesota	Jan. 11, 1970
3	Nick Lowery at Miami	Jan. 5, 1991
3	Ryan Succop at Indianapolis	Jan. 4, 2014
3	Cairo Santos at Houston	Jan. 9, 2016

### Longest Field Goal

49	Cairo Santos at Houston	Jan. 9, 2016
49	Cairo Santos at Houston	Jan. 9, 2016
48	Jan Stenerud vs. Minnesota	Jan. 11, 1970
48	Cairo Santos vs. Pittsburgh	Jan. 15, 2017
43	Ryan Succop at Indianapolis	Jan. 4, 2014

## Rushing

### Most Rushing Attempts, Career

100	Marcus Allen (6 games)	1993-97
64	Damien Williams (4 games)	2018-19
61	Mike Garrett (6 games)	1966-70
59	Barry Word (4 games)	1990-92
51	Wendell Hayes (5 games)	1968-74
41	Curtis McClinton (3 games)	1962-69

### Most Rushing Attempts, Game

33	Barry Word vs. L.A. Raiders	Dec. 28, 1991
25	Damien Williams vs. Indianapolis	Jan. 12, 2019
24	Curtis McClinton vs. Houston	Dec. 23, 1962
24	Priest Holmes vs. Indianapolis	Jan. 11, 2004
22	Wendell Hayes vs. Miami	Dec. 25, 1971
21	Marcus Allen vs. Pittsburgh	Jan. 8, 1994
21	Marcus Allen vs. Indianapolis	Jan. 7, 1996

### Most Rushing Yards Gained, Career

386	Marcus Allen (6 games)	1993-97
251	Damien Williams (4 games)	2018-19
208	Wendell Hayes (5 games)	1968-74
197	Barry Word (4 games)	1990-92
186	Mike Garrett (6 games)	1966-70
176	Priest Holmes (1 game)	2001-07

### Most Rushing Yards Gained, Game

176	Priest Holmes vs. Indianapolis	Jan. 11, 2004
130	Barry Word vs. L.A. Raiders	Dec. 28, 1991



129 Damien Williams vs. Indianapolis	Jan. 12, 2019
100 Wendell Hayes vs. Miami	Dec. 25, 1971
94 Marcus Allen vs. Indianapolis	Jan. 7, 1996
85 Ed Podolak vs. Miami	Dec. 25, 1971

**Most Games, 100 or More Rushing Yards, Career**

1 Wendell Hayes (5 games)	1968-74
1 Barry Word (3 games)	1990-92
1 Priest Holmes (1 game)	2001-07
1 Damien Williams (1 game)	2018

**Longest Run From Scrimmage**

48 Priest Holmes vs. Indianapolis	Jan. 11, 2004
41 Jamaal Charles vs. Baltimore	Jan. 9, 2011
36 Tyreek Hill vs. Indianapolis	Jan. 12, 2019
33 Jack Spikes vs. Houston	Dec. 23, 1962
32 Ed Podolak vs. Miami	Dec. 25, 1971
27 Patrick Mahomes vs. Tennessee	Jan. 19, 2020
26 Christian Okoye at Miami	Jan. 5, 1991
26 Damien Williams vs. Houston	Jan. 12, 2020

**Most Rushing Touchdowns, Career**

5 Damien Williams (4 games)	2018-19
3 Marcus Allen (6 games)	1993-97
3 Mike Garrett (6 games)	1966-70

**Most Rushing Touchdowns, Game**

2 Mike Garrett at Buffalo	Jan. 1, 1967
2 Priest Holmes vs. Indianapolis	Jan. 11, 2004
2 Damien Williams vs. Houston	Jan. 12, 2020

## Passing

**Most Passes Attempted, Career**

188 Len Dawson (8 games)	1962-75
185 Alex Smith (5 games)	2013-17
142 Patrick Mahomes (4 games)	2017-19
141 Joe Montana (4 games)	1993-94
64 Dave Krieg (4 games)	1992-93
54 Trent Green (2 games)	2001-06
53 Steve DeBerg (3 games)	1988-91

**Most Passes Attempted, Game**

50 Alex Smith at New England	Jan. 16, 2016
46 Alex Smith at Indianapolis	Jan. 4, 2014
43 Joe Montana vs. Pittsburgh	Jan. 8, 1994
41 Patrick Mahomes vs. Indianapolis	Jan. 12, 2019
38 Joe Montana at Houston	Jan. 16, 1994
37 Joe Montana at Miami	Dec. 31, 1994
37 Elvis Grbac vs. Denver	Jan. 4, 1998

**Most Passes Completed, Career**

120 Alex Smith (5 games)	2013-17
107 Len Dawson (8 games)	1962-75
89 Patrick Mahomes (4 games)	2017-19
85 Joe Montana (4 games)	1993-94
33 Dave Krieg (4 games)	1992-93
32 Trent Green (2 games)	2001-06
31 Steve DeBerg (3 games)	1988-91

**Most Passes Completed, Game**

30 Alex Smith at Indianapolis	Jan. 4, 2014
29 Alex Smith at New England	Jan. 16, 2016
28 Joe Montana vs. Pittsburgh	Jan. 8, 1994
27 Patrick Mahomes vs. Indianapolis	Jan. 12, 2019
26 Joe Montana at Miami	Dec. 31, 1994
24 Elvis Grbac vs. Denver	Jan. 4, 1998
24 Alex Smith vs. Tennessee	Jan. 6, 2018

**Highest Completion Percentage, Career (100 attempts)**

64.9 Alex Smith (5 games: 185-120)	2013-17
62.7 Patrick Mahomes (4 games: 142-89)	2017-19
60.3 Joe Montana (4 games: 141-85)	1993-94

56.9 Len Dawson (8 games: 188-107)	1962-75
------------------------------------	---------

**Highest Completion Percentage, Game (15 completions)**

77.3 Alex Smith at Houston (22-17)	Jan. 9, 2016
72.7 Alex Smith vs. Tennessee (33-24)	Jan. 6, 2018
70.3 Joe Montana at Miami (37-26)	Dec. 31, 1994
69.2 Len Dawson vs. Miami (26-18)	Dec. 25, 1971

**Most Passing Yards, Career**

1,497 Len Dawson (8 games)	1962-75
1,250 Alex Smith (5 games)	2013-17
1,188 Patrick Mahomes (4 games)	2017-19
1,014 Joe Montana (4 games)	1993-94
454 Dave Krieg (4 games)	1992-93

**Most Passing Yards, Game**

378 Alex Smith at Indianapolis	Jan. 4, 2014
314 Joe Montana at Miami	Dec. 31, 1994
321 Patrick Mahomes vs. Houston	Jan. 12, 2020
299 Joe Montana at Houston	Jan. 16, 1994
295 Patrick Mahomes vs. New England	Jan. 20, 2019
294 Patrick Mahomes vs. Tennessee	Jan. 19, 2020
278 Patrick Mahomes vs. Indianapolis	Jan. 12, 2019
276 Joe Montana vs. Pittsburgh	Jan. 4, 1994

**Longest Pass Completion**

79 Alex Smith at Indianapolis (to Donnie Avery)	Jan. 4, 2014
63 Len Dawson vs. Miami (to Elmo Wright)	Dec. 25, 1971
63 Alex Smith at Indianapolis (to Dwayne Bowe)	Jan. 4, 2014
61 Len Dawson at N.Y. Jets (to Otis Taylor)	Dec. 20, 1969
60 Patrick Mahomes vs. Tennessee (to Sammy Watkins)	Jan. 19, 2020

**Most Touchdown Passes, Career**

11 Patrick Mahomes (4 games)	2017-19
9 Alex Smith (5 games)	2013-17
7 Len Dawson (8 games)	1962-75
6 Joe Montana (4 games)	1993-94
2 Steve DeBerg (3 games)	1988-91
2 Dave Krieg (4 games)	1992-93
2 Trent Green (2 games)	2001-06

**Most Touchdown Passes, Game**

5 Patrick Mahomes vs. Houston	Jan. 12, 2020
4 Alex Smith at Indianapolis	Jan. 4, 2014
3 Joe Montana at Houston	Jan. 16, 1994
3 Patrick Mahomes vs. New England	Jan. 20, 2019
2 Len Dawson at Buffalo	Jan. 1, 1967
2 Joe Montana at Miami	Dec. 31, 1994
2 Alex Smith vs. Tennessee	Jan. 6, 2018

**Most Passes Had Intercepted, Career**

8 Len Dawson (8 games)	1962-75
4 Mark Vlasic (1 game)	1991-92
4 Joe Montana (4 games)	1993-94

**Most Passes Had Intercepted, Game**

4 Len Dawson at Oakland	Dec. 22, 1968
4 Mark Vlasic at Buffalo	Jan. 5, 1992

## Pass Receiving

**Most Pass Receptions, Career**

46 Travis Kelce (8 games)	2013-19
28 Tyreek Hill (6 games)	2017-19
27 Otis Taylor (7 games)	1965-75
27 J.J. Birden (8 games)	1990-94
21 Keith Cash (6 games)	1992-96
19 Kimble Anders (7 games)	1991-00
19 Sammy Watkins (4 games)	2018-19



**Most Pass Receptions, Game**

10 Travis Kelce vs. Houston	Jan. 12, 2020
8 Ed Podolak vs. Miami	Dec. 25, 1971
8 Stephone Paige at Miami	Jan. 5, 1991
8 Andre Rison vs. Denver	Jan. 4, 1998
8 Dwayne Bowe at Indianapolis	Jan. 4, 2014
8 Travis Kelce at Houston	Jan. 9, 2016
8 Tyreek Hill vs. Indianapolis	Jan. 12, 2019
7 Keith Cash vs. Pittsburgh	Jan. 8, 1994
7 Kimble Anders vs. Indianapolis	Jan. 7, 1996
7 Dexter McCluster at Indianapolis	Jan. 4, 2014
7 Knile Davis at Indianapolis	Jan. 4, 2014
7 Tyreek Hill vs. Tennessee	Jan. 6, 2018
7 Travis Kelce vs. Indianapolis	Jan. 12, 2019
7 Sammy Watkins vs. Tennessee	Jan. 19, 2020

**Most Receiving Yards, Career**

589 Travis Kelce (8 games)	2013-19
481 Otis Taylor (7 games)	1965-75
366 Sammy Watkins (4 games)	2018-19
363 J.J. Birden (8 games)	1990-94
336 Tyreek Hill (6 games)	2016-19
266 Keith Cash (6 games)	1992-96
239 Willie Davis (5 games)	1991-95

**Most Receiving Yards, Game (All 100+)**

150 Dwayne Bowe at Indianapolis	Jan. 4, 2014
142 Stephone Paige at Miami	Jan. 5, 1991
134 Travis Kelce vs. Houston	Jan. 12, 2020
128 Travis Kelce at Houston	Jan. 9, 2016
117 Otis Taylor at Oakland	Dec. 22, 1968
114 Sammy Watkins vs. New England	Jan. 20, 2019
114 Sammy Watkins vs. Tennessee	Jan. 19, 2020
110 Ed Podolak vs. Miami	Dec. 25, 1971
110 Andre Rison vs. Denver	Jan. 4, 1998
108 Travis Kelce vs. Indianapolis	Jan. 12, 2019
104 Elmo Wright vs. Miami	Dec. 25, 1971
103 Kimble Anders at Miami	Dec. 31, 1994

**Most Games, 100 or More Receiving Yards, Career**

3 Travis Kelce (7 games)	2013-19
2 Sammy Watkins (4 games)	2018-19
1 By eight players; Last, Sammy Watkins vs. New England	Jan. 20, 2019

**Longest Pass Reception**

79 Donnie Avery at Indianapolis (from Alex Smith)	Jan. 4, 2014
63 Elmo Wright vs. Miami (from Len Dawson)	Dec. 25, 1971
63 Dwayne Bowe at Indianapolis (from Alex Smith)	Jan. 4, 2014
61 Otis Taylor at N.Y. Jets (from Len Dawson)	Dec. 20, 1969
60 Sammy Watkins vs. Tennessee (from Patrick Mahomes)	Jan. 19, 2020

**Most Receiving Touchdowns, Career**

5 Travis Kelce (7 games)	2013-19
3 Damien Williams (3 games)	2018-19
2 Otis Taylor (7 games)	1965-75
2 Fred Jones (3 games)	1990-93
2 J.J. Birden (8 games)	1990-94
2 Tony Gonzalez (3 games)	1997-08
2 Albert Wilson (3 games)	2014-16
2 Tyreek Hill (6 games)	2016-19

**Most Receiving Touchdowns, Game**

3 Travis Kelce vs. Houston	Jan. 12, 2020
2 Damien Williams vs. New England	Jan. 20, 2019
2 Tyreek Hill vs. Tennessee	Jan. 19, 2020

1 Numerous times; Last, Damien Williams & Blake Bell vs. Houston Jan. 12, 2020

**Combined Net Yards****Most Attempts, Career**

147 Marcus Allen (6 games)	1993-97
88 Mike Garrett (6 games)	1966-70
81 Damien Williams (4 games)	2018-19
63 Wendell Hayes (5 games)	1968-74

**Most Attempts, Game**

34 Barry Word vs. L.A. Raiders	Dec. 28, 1991
30 Ed Podolak vs. Miami	Dec. 25, 1971
30 Damien Williams vs. Indianapolis	Jan. 12, 2019
29 Priest Holmes vs. Indianapolis	Jan. 11, 2004

**Most Net Yards, Career**

589 Travis Kelce (8 games)	2013-19
541 Marcus Allen (6 games)	1993-97
481 Otis Taylor (7 games)	1965-75
415 Tyreek Hill (6 games)	2016-19
407 Damien Williams (4 games)	2018-19
401 Sammy Watkins (4 games)	2018-19
363 J.J. Birden (8 games)	1990-94
350 Ed Podolak (4 games)	1969-77

**Most Net Yards, Game**

*350 Ed Podolak vs. Miami	Dec. 25, 1971
227 Dante Hall vs. Indianapolis	Jan. 11, 2004
208 Priest Holmes vs. Indianapolis	Jan. 11, 2004
154 Damien Williams vs. Indianapolis	Jan. 12, 2019
150 Dwayne Bowe at Indianapolis	Jan. 4, 2014
142 Stephone Paige at Miami	Jan. 5, 1991

\*NFL RECORD

**Punting****Most Punts, Career**

41 Dustin Colquitt (11 games)	2005-19
39 Jerrel Wilson (7 games)	1963-77
38 Bryan Barker (7 games)	1990-93
11 Louie Aguiar (3 games)	1994-98

**Most Punts, Game**

8 Jerrel Wilson at Oakland	Jan. 4, 1970
8 Bryan Barker at San Diego	Jan. 2, 1993

**Longest Punt**

66 Dustin Colquitt at Indianapolis	Jan. 6, 2007
62 Louie Aguiar vs. Denver	Jan. 4, 1998
61 Jerrel Wilson vs. Green Bay	Jan. 15, 1967
59 Jerrel Wilson vs. Minnesota	Jan. 11, 1970
56 Jerrel Wilson at Oakland	Jan. 4, 1970
56 Dustin Colquitt vs. Houston	Jan. 9, 2016

**Highest Punting Average, Career (20 punts)**

44.8 Dustin Colquitt (11 games: 1,838-41)	2005-19
43.4 Jerrel Wilson (7 games: 1,693-39)	1963-77
42.4 Bryan Barker (7 games: 1,613-38)	1990-93

**Highest Punting Average, Game (4 punts)**

52.3 Dustin Colquitt at IND (314-6)	Jan. 6, 2007
50.0 Dustin Colquitt vs. Tennessee (250-5)	Jan. 6, 2018
48.5 Jerrel Wilson vs. Minnesota (194-4)	Jan. 11, 1970
47.0 Jerrel Wilson at Oakland (302-6)	Dec. 22, 1968
46.4 Louie Aguiar vs. Denver (232-5)	Jan. 4, 1998

**Punt Returns****Most Punt Returns, Career**

11 Mike Garrett (6 games)	1966-70
9 Tyreek Hill (5 games)	2016-19
7 Danan Hughes (6 games)	1993-98

**Most Punt Returns, Game**



5 Tyreek Hill vs. Indianapolis	Jan. 12, 2019
4 Mike Garrett vs. Oakland	Jan. 4, 1970
4 Tamarick Vanover vs. Indianapolis	Jan. 7, 1996
4 Frankie Hammond Jr. at Houston	Jan. 9, 2016
<b>Most Punt Return Yards, Career</b>	
84 Danan Hughes (6 games)	1993-98
73 Mike Garrett (6 games)	1966-70
61 Frankie Hammond Jr. (2 games)	2015
44 Tamarick Vanover (2 games)	1995-99
<b>Most Punt Return Yards, Game</b>	
42 Danan Hughes at Houston	Jan. 16, 1994
37 Mike Garrett at Buffalo	Jan. 1, 1967
34 Tamarick Vanover vs. Indianapolis	Jan. 7, 1996
34 Frankie Hammond Jr. at Houston	Jan. 9, 2016
31 Danan Hughes vs. Pittsburgh	Jan. 8, 1994
<b>Longest Punt Return</b>	
35 Danan Hughes at Houston	Jan. 16, 1994
27 Mike Garrett at Buffalo	Jan. 1, 1967
15 Danan Hughes vs. Pittsburgh	Jan. 8, 1994
<b>Highest Punt Return Average, Career (10 returns)</b>	
6.6 Mike Garrett (6 games: 11-73)	1966-70
<b>Highest Punt Return Average, Game (3 returns)</b>	
14.0 Danan Hughes at Houston (3-42)	Jan. 16, 1994
12.3 Mike Garrett at Buffalo (3-37)	Jan. 1, 1967
10.3 Danan Hughes vs. Pittsburgh (3-31)	Jan. 8, 1994
<b>Most Touchdowns</b>	
0	

## Kickoff Returns

<b>Most Kickoff Returns, Career</b>	
10 John Stephens (3 games)	1993
10 Dante Hall (2 games)	2000-06
10 Mecole Hardman (2 games)	2019
7 Quintin Demps (1 game)	2013
6 Tremon Smith (2 games)	2018
5 Bert Coan (2 games)	1963-68
5 Noland Smith (1 game)	1967-69
5 Tamarick Vanover (2 games)	1995-99
5 Tyreek Hill (5 games)	2016-19
<b>Most Kickoff Returns, Game</b>	
7 Dante Hall vs. Indianapolis	Jan. 11, 2004
7 Quintin Demps at Indianapolis	Jan. 4, 2014
6 Mecole Hardman vs. Houston	Jan. 12, 2020
5 Noland Smith vs. Oakland	Dec. 22, 1968
5 John Stephens at Buffalo	Jan. 23, 1994
<b>Most Kickoff Return Yards, Career</b>	
266 Dante Hall (2 games)	2000-06
228 Mecole Hardman (2 games)	2019
199 John Stephens (3 games)	1993
196 Knile Davis (3 games)	2013-15
187 Quintin Demps (1 game)	2013
154 Ed Podolak (1 game)	1969-77
<b>Most Kickoff Return Yards, Game</b>	
208 Dante Hall vs. Indianapolis	Jan. 11, 2004
187 Quintin Demps at Indianapolis	Jan. 4, 2014
154 Ed Podolak vs. Miami	Dec. 25, 1971
142 Mecole Hardman vs. Houston	Jan. 12, 2020
106 Knile Davis at Houston	Jan. 9, 2016
99 Tremon Smith vs. New England	Jan. 20, 2019
90 Knile Davis at New England	Jan. 16, 2016
<b>Longest Kickoff Return</b>	
106 (TD) Knile Davis at Houston	Jan. 9, 2016
92 (TD) Dante Hall vs. Indianapolis	Jan. 11, 2004
78 Ed Podolak vs. Miami	Dec. 25, 1971
58 Mecole Hardman vs. Houston	Jan. 12, 2020

46 Dante Hall vs. Indianapolis	Jan. 11, 2004
36 Dexter McCluster vs. Baltimore	Jan. 9, 2011
35 Bert Coan at Buffalo	Jan. 1, 1967
<b>Highest Kickoff Return Average, Career (10 returns)</b>	
26.6 Dante Hall (2 games: 10-266)	2000-06
22.8 Mecole Hardman (2 games: 10-228)	2019
19.9 John Stephens (3 games: 10-199)	1993
<b>Highest Kickoff Return Average, Game (3 returns)</b>	
51.3 Ed Podolak vs. Miami (3-154)	Dec. 25, 1971
30.0 Knile Davis at New England (3-90)	Jan. 16, 2016
29.7 Dante Hall vs. Indianapolis (7-208)	Jan. 11, 2004
26.7 Quintin Demps at Indianapolis (7-187)	Jan. 4, 2014
24.8 Tremon Smith vs. New England (4-99)	Jan. 20, 2019
24.0 John Stephens vs. Pittsburgh (3-72)	Jan. 8, 1994
23.7 Mecole Hardman vs. Houston (6-142)	Jan. 12, 2020
23.0 Tamarick Vanover vs. Denver (3-69)	Jan. 4, 1998
<b>Most Kickoff Return Touchdowns, Career</b>	
1 Dante Hall (2 games)	2000-06
1 Knile Davis (2 games)	2013-15

## Interceptions By

<b>Most Interceptions, Career</b>	
5 Emmitt Thomas (7 games)	1966-78
4 Johnny Robinson (8 games)	1960-71
3 Jim Marsalis (4 games)	1969-75
3 Deron Cherry (4 games)	1981-91
<b>Most Interceptions, Game</b>	
2 Johnny Robinson vs. Houston	Dec. 23, 1962
2 Jim Marsalis at N.Y. Jets	Dec. 20, 1969
2 Emmitt Thomas at Oakland	Jan. 4, 1970
2 Deron Cherry vs. L.A. Raiders	Dec. 28, 1991
2 Ty Law at Indianapolis	Jan. 6, 2007
2 Husain Abdullah at Indianapolis	Jan. 4, 2014
<b>Most Consecutive Games, Interceptions</b>	
3 Emmitt Thomas	1969
<b>Most Interception Return Yards, Career</b>	
131 Johnny Robinson (8 games)	1960-71
101 Emmitt Thomas (7 games)	1966-78
65 Jim Marsalis (4 games)	1969-75
<b>Most Interception Return Yards, Game</b>	
72 Johnny Robinson at Buffalo	Jan. 1, 1967
69 Emmitt Thomas vs. Oakland	Jan. 4, 1970
50 Johnny Robinson vs. Houston	Dec. 23, 1962
<b>Longest Interception Return</b>	
72 Johnny Robinson at Buffalo	Jan. 1, 1967
62 Emmitt Thomas at Oakland	Jan. 4, 1970
43 Ty Law at Indianapolis	Jan. 6, 2007
37 Johnny Robinson vs. Houston	Dec. 23, 1962
<b>Most TDs, Career</b>	
0	0

## Sacks

<b>Most Sacks, Career</b>	
6.5 Derrick Thomas (10 games)	1989-99
6.5 Neil Smith (9 games)	1988-96
5.0 Aaron Brown (6 games)	1966-72
4.0 Justin Houston (7 games)	2011-18
4.0 Frank Clark (2 games)	2019
<b>Most Sacks, Game</b>	
3 Aaron Brown at Oakland	Jan. 4, 1970
3 Frank Clark vs. Houston	Jan. 12, 2020
2 Nine times; By eight players	
Last: Justin Houston vs. Indianapolis	Jan. 12, 2019



## Scoring

### Most Points, Game

51 vs. Houston	Jan. 12, 2020
44 at Indianapolis	Jan. 4, 2014
35 vs. Tennessee	Jan. 19, 2020
31 at Buffalo	Jan. 1, 1967
31 vs. Indianapolis	Jan. 11, 2004
31 vs. Indianapolis	Jan. 12, 2019
31 vs. New England	Jan. 20, 2019
30 at Houston	Jan. 9, 2016
28 at Houston	Jan. 16, 1994

### Most Touchdowns, Game

7 vs. Houston	Jan. 12, 2020
5 at Indianapolis	Jan. 4, 2014
5 vs. Tennessee	Jan. 19, 2020
4 at Buffalo	Jan. 1, 1967
4 at Houston	Jan. 16, 1994
4 vs. Indianapolis	Jan. 11, 2004
4 vs. Indianapolis	Jan. 12, 2019
4 vs. New England	Jan. 20, 2019
3 Four times; Last, vs. Tennessee	Jan. 6, 2018

## First Downs

### Most First Downs, Game

30 at Indianapolis	Jan. 4, 2014
29 vs. Indianapolis	Jan. 12, 2019
29 vs. Houston	Jan. 12, 2020
28 vs. Pittsburgh	Jan. 8, 1994
27 at New England	Jan. 16, 2016
27 vs. Tennessee	Jan. 19, 2020
24 at Miami	Dec. 31, 1994
24 vs. Indianapolis	Jan. 11, 2004
23 vs. Miami	Dec. 25, 1971

### Fewest First Downs, Game

7 at Indianapolis	Jan. 6, 2007
8 vs. Baltimore	Jan. 9, 2011
13 at Oakland	Dec. 22, 1968
13 at Oakland	Jan. 4, 1970
14 Three times; Last, at Buffalo	Jan. 5, 1992

## Net Yards Rushing and Passing

### Most Net Yards, Game

513 at Indianapolis	Jan. 4, 2014
451 vs. Miami	Dec. 25, 1971
434 vs. Houston	Jan. 12, 2020
433 vs. Indianapolis	Jan. 12, 2019
414 at Miami	Dec. 31, 1994
408 vs. Indianapolis	Jan. 11, 2004
404 vs. Tennessee	Jan. 19, 2020
401 vs. Pittsburgh	Jan. 8, 1994

### Fewest Net Yards, Game

126 at Indianapolis	Jan. 6, 2007
161 vs. Baltimore	Jan. 9, 2011
204 vs. L.A. Raiders	Dec. 28, 1991
207 at Oakland	Jan. 4, 1970
213 at Buffalo	Jan. 5, 1992

## Rushing

### Most Rushing Attempts, Game

54 vs. Houston	Dec. 23, 1962
44 vs. Miami	Dec. 25, 1971

41 vs. Minnesota	Jan. 11, 1970
------------------	---------------

### Fewest Rushing Attempts, Game

12 vs. New England	Jan. 20, 2019
14 vs. Pittsburgh	Jan. 15, 2017
16 vs. Tennessee	Jan. 6, 2018
17 at Indianapolis	Jan. 6, 2007
18 at Houston	Jan. 16, 1994
19 vs. Green Bay	Jan. 15, 1967
19 at San Diego	Jan. 2, 1993

### Most Rushing Yards, Game

213 vs. Miami	Dec. 25, 1971
199 vs. Houston	Dec. 23, 1962
196 vs. Indianapolis	Jan. 11, 2004
180 vs. Indianapolis	Jan. 12, 2019
151 vs. Minnesota	Jan. 11, 1970
150 at Indianapolis	Jan. 4, 2014

### Fewest Rushing Yards, Game

41 vs. New England	Jan. 20, 2019
44 at Indianapolis	Jan. 6, 2007
52 at Buffalo	Jan. 23, 1994
61 at San Diego	Jan. 2, 1993
61 vs. Pittsburgh	Jan. 15, 2017
67 at N.Y. Jets	Dec. 28, 1968

### Most Rushing Touchdowns, Game

4 vs. Indianapolis	Jan. 12, 2019
2 at Buffalo	Jan. 1, 1967
2 at Oakland	Jan. 4, 1970
2 vs. Miami	Dec. 25, 1971
2 vs. Indianapolis	Jan. 11, 2004
2 vs. Houston	Jan. 12, 2020
2 vs. Tennessee	Jan. 19, 2020

## Passing

### Most Passing Attempts, Game

52 at Buffalo	Jan. 23, 1994
50 at New England	Jan. 16, 2016
46 at Indianapolis	Jan. 4, 2014
44 vs. Pittsburgh	Jan. 8, 1994
41 vs. Indianapolis	Jan. 12, 2019
37 at Miami	Dec. 31, 1994
37 vs. Denver	Jan. 4, 1998

### Fewest Passing Attempts, Game

14 vs. Houston	Dec. 23, 1962
14 vs. L.A. Raiders	Dec. 28, 1991
17 at Oakland	Jan. 4, 1970
17 vs. Minnesota	Jan. 11, 1970

### Most Completions, Game

30 at Indianapolis	Jan. 4, 2014
29 vs. Pittsburgh	Jan. 8, 1994
29 at New England	Jan. 16, 2016
27 vs. Indianapolis	Jan. 12, 2019
26 at Miami	Dec. 31, 1994
25 at Buffalo	Jan. 23, 1994

### Fewest Completions, Game

7 at Oakland	Jan. 4, 1970
9 vs. Houston	Dec. 23, 1962
9 vs. L.A. Raiders	Dec. 28, 1991
9 vs. Baltimore	Jan. 9, 2011

### Most Gross Passing Yards, Game

378 at Indianapolis	Jan. 4, 2014
323 at Buffalo	Jan. 23, 1994
321 vs. Houston	Jan. 12, 2020
314 at Miami	Dec. 31, 1994
299 at Houston	Jan. 16, 1994
299 vs. Pittsburgh	Jan. 8, 1994



**Fewest Gross Passing Yards, Game**

70 vs. Baltimore	Jan. 9, 2011
88 vs. Houston	Dec. 23, 1962
79 vs. L.A. Raiders	Dec. 28, 1991
107 at Indianapolis	Jan. 6, 2007

**Most Times Sacked, Game**

9 at Buffalo	Jan. 1, 1967
7 at San Diego	Jan. 2, 1993
6 vs. Houston	Dec. 23, 1962
6 vs. Green Bay	Jan. 15, 1967

**Most Passing Touchdowns, Game**

5 vs. Houston	Jan. 12, 2020
4 at Indianapolis	Jan. 4, 2014
3 at Houston	Jan. 16, 1994
3 vs. Tennessee	Jan. 19, 2020
2 Four times; Last vs. Tennessee	Jan. 6, 2018

**Most Interceptions Thrown, Game**

4 at Oakland	Dec. 22, 1968
4 at Buffalo	Jan. 5, 1992
3 vs. Indianapolis	Jan. 7, 1996
3 vs. Baltimore	Jan. 9, 2011

## Interceptions By

**Most Interceptions By, Game**

5 vs. Houston	Dec. 23, 1962
4 at Oakland	Jan. 4, 1970
4 vs. L.A. Raiders	Dec. 28, 1991
4 at Houston	Jan. 9, 2016

## Penalties

**Most Penalties, Game**

10 at Buffalo	Jan. 5, 1992
9 vs. Tennessee	Jan. 19, 2020
8 vs. Tennessee	Jan. 6, 2018

7 Three times; Last vs. Denver Jan. 4, 1998

**Fewest Penalties, Game**

1 at N.Y. Jets	Dec. 28, 1986
2 at Indianapolis	Jan. 6, 2007
2 at Indianapolis	Jan. 4, 2014
3 Twice; Last vs. Indianapolis	Jan. 7, 1996

**Most Yards Penalized, Game**

68 vs. Tennessee	Jan. 6, 2018
65 vs. Denver	Jan. 4, 1998
63 at N.Y. Jets	Dec. 20, 1969
62 at San Diego	Jan. 2, 1993

**Fewest Yards Penalized, Game**

5 at N.Y. Jets	Dec. 28, 1986
13 at Indianapolis	Jan. 6, 2007
15 at Miami	Dec. 31, 1994
15 at Indianapolis	Jan. 4, 2014
20 vs. L.A. Raiders	Dec. 28, 1991

## Fumbles

**Most Fumbles, Game**

5 at Oakland	Jan. 4, 1970
3 Four times; Last, vs. Indianapolis	Jan. 12, 2019

**Most Fumbles Lost, Game**

4 at Oakland	Jan. 4, 1970
2 vs. Miami	Dec. 25, 1971
2 vs. Baltimore	Jan. 9, 2011

**Most Turnovers, Game**

5 vs. Baltimore	Jan. 9, 2011
4 at Oakland	Dec. 22, 1968
4 at Oakland	Jan. 4, 1970
4 vs. Miami	Dec. 25, 1971
4 at Buffalo	Jan. 5, 1992
4 vs. Indianapolis	Jan. 7, 1996



## Scoring

### Fewest Points Allowed, Game

0 at Houston	Jan. 9, 2016
6 at N.Y. Jets	Dec. 20, 1969
6 vs. L.A. Raiders	Dec. 28, 1991

### Most Points Allowed, Game

45 at Indianapolis	Jan. 4, 2014
41 at Oakland	Dec. 22, 1968
38 vs. Indianapolis	Jan. 11, 2004
37 at Buffalo	Jan. 5, 1992
37 vs. New England (OT)	Jan. 20, 2019
35 vs. Green Bay	Jan. 15, 1967
35 at N.Y. Jets	Dec. 28, 1986

### Fewest Touchdowns Allowed, Game

0 at N.Y. Jets	Dec. 20, 1969
0 vs. L.A. Raiders	Dec. 28, 1991
0 at Houston	Jan. 9, 2016
0 vs. Pittsburgh	Jan. 15, 2017

### Most Touchdowns Allowed, Game

6 at Indianapolis	Jan. 4, 2014
5 vs. Green Bay	Jan. 15, 1967
5 at Oakland	Dec. 22, 1968
5 at N.Y. Jets	Dec. 28, 1986
5 vs. Indianapolis	Jan. 11, 2004
5 vs. New England	Jan. 20, 2019

## First Downs

### Fewest First Downs Allowed, Game

9 at Buffalo	Jan. 1, 1967
13 vs. Minnesota	Jan. 11, 1970
14 at Houston	Jan. 9, 2016
15 vs. Indianapolis	Jan. 12, 2019
16 Three times; Last vs. Denver	Jan. 4, 1998

### Most First Downs Allowed, Game

36 vs. New England	Jan. 20, 2019
30 at Buffalo	Jan. 23, 1994
29 at Buffalo	Jan. 5, 1992
28 at Indianapolis	Jan. 6, 2007
28 at Indianapolis	Jan. 4, 2014
27 vs. Indianapolis	Jan. 11, 2004

## Net Yards Rushing and Passing

### Fewest Net Yards Allowed, Game

226 at Houston	Jan. 9, 2016
233 at Oakland	Jan. 4, 1970
235 at N.Y. Jets	Dec. 20, 1969
239 vs. Minnesota	Jan. 11, 1970
249 vs. Indianapolis	Jan. 7, 1996

### Most Net Yards Allowed, Game

536 at Indianapolis	Jan. 4, 2014
524 vs. New England	Jan. 20, 2019
454 at Oakland	Dec. 22, 1968
448 at Buffalo	Jan. 5, 1992
442 vs. Houston	Jan. 12, 2020
435 at Indianapolis	Jan. 6, 2007
434 vs. Indianapolis	Jan. 11, 2004

## Rushing

### Fewest Rushing Attempts, Game

13 at Buffalo	Jan. 1, 1967
14 at Houston	Jan. 16, 1994
14 at New England	Jan. 16, 2016

14 vs. Indianapolis	Jan. 12, 2019
19 vs. Minnesota	Jan. 11, 1970
19 at Indianapolis	Jan. 4, 2014

### Most Rushing Attempts, Game

48 vs. New England	Jan. 20, 2019
46 at Buffalo	Jan. 5, 1992
46 at Buffalo	Jan. 23, 1994
43 vs. Miami	Dec. 25, 1971

### Fewest Rushing Yards Allowed, Game

38 at New England	Jan. 16, 2016
39 at Houston	Jan. 16, 1994
40 at Buffalo	Jan. 1, 1967
67 vs. Minnesota	Jan. 11, 1970

### Most Rushing Yards Allowed, Game

229 at Buffalo	Jan. 23, 1994
202 vs. Tennessee	Jan. 6, 2018
192 at San Diego	Jan. 2, 1993
188 at Indianapolis	Jan. 6, 2007
180 at Buffalo	Jan. 5, 1992

### Most Rushing Touchdowns Allowed, Game

4 vs. New England	Jan. 20, 2019
3 vs. Green Bay	Jan. 15, 1967
3 at Buffalo	Jan. 23, 1994
2 Fourtimes; Last, vs. Indianapolis	Jan. 11, 2004

## Passing

### Fewest Passing Attempts Allowed, Game

19 vs. Denver	Jan. 4, 1998
23 at N.Y. Jets	Dec. 28, 1986
23 vs. L.A. Raiders	Dec. 28, 1991
23 at San Diego	Jan. 2, 1993

### Most Passing Attempts Allowed, Game

52 vs. Houston	Jan. 12, 2020
46 vs. Houston	Dec. 23, 1962
46 vs. New England	Jan. 20, 2019
45 at Oakland	Jan. 4, 1970
45 at Indianapolis	Jan. 4, 2014
43 at Houston	Jan. 16, 1994
42 at New England	Jan. 16, 2016
42 vs. Pittsburgh	Jan. 16, 1994

### Fewest Completions Allowed, Game

10 vs. Denver	Jan. 4, 1998
12 at Buffalo	Jan. 1, 1967
12 vs. L.A. Raiders	Dec. 28, 1991
12 vs. Indianapolis	Jan. 7, 1996

### Most Completions Allowed, Game

32 at Houston	Jan. 16, 1994
31 at Indianapolis	Jan. 6, 2007
31 vs. Houston	Jan. 12, 2020
30 vs. New England	Jan. 20, 2019
29 at Indianapolis	Jan. 4, 2014
28 at New England	Jan. 16, 2016
25 vs. Baltimore	Jan. 9, 2011

### Fewest Gross Passing Yards Allowed, Game

112 vs. Indianapolis	Jan. 7, 1996
136 at Houston	Jan. 9, 2016
140 vs. L.A. Raiders	Dec. 28, 1991
153 at N.Y. Jets	Dec. 28, 1986
160 at Buffalo	Jan. 23, 1994

### Most Passing Yards Allowed, Game

443 at Indianapolis	Jan. 4, 2014
388 vs. Houston	Jan. 12, 2020
348 vs. New England	Jan. 20, 2019
347 at Oakland	Dec. 22, 1968
306 at Houston	Jan. 16, 1994





304 vs. Indianapolis Jan. 11, 2004

302 at New England Jan. 16, 2016

#### Most Passing Touchdowns Allowed, Game

5 at Oakland Dec. 22, 1968

4 at Indianapolis Jan. 4, 2014

3 Fourtimes; Last, vs. Indianapolis Jan. 11, 2004

## Sacks

#### Most Sacks, Game

9 at Houston Jan. 16, 1994

5 at San Diego Jan. 2, 1993

5 vs. Houston Jan. 12, 2020

4 at Oakland Jan. 4, 1970

4 at Buffalo Jan. 1, 1967

4 vs. Baltimore Jan. 9, 2011

## Interceptions

#### Most Interceptions By, Game

5 vs. Houston Dec. 23, 1962

4 at Oakland Jan. 4, 1970

4 vs. L.A. Raiders Dec. 28, 1991

4 at Houston Jan. 9, 2016





## Single Game

### Total Points

18 Fred Biletnikoff, Oakland	Dec. 22, 1968
18 Thurman Thomas, Buffalo	Jan. 23, 1994
18 Chris Boswell, Pittsburgh	Jan. 15, 2017
15 Scott Norwood, Buffalo	Jan. 5, 1992
14 Steve Christie, Buffalo	Jan. 23, 1994

### Total Touchdowns

3 Fred Biletnikoff, Oakland	Dec. 22, 1968
3 Thurman Thomas, Buffalo	Jan. 23, 1994
2 Max McGee, Green Bay	Jan. 15, 1967
2 Elijah Pitts, Green Bay	Jan. 15, 1967
2 Warren Wells, Oakland	Dec. 22, 1968
2 Freeman McNeil, N.Y. Jets	Dec. 28, 1986
2 Andre Reed, Buffalo	Jan. 5, 1992
2 Terrell Davis, Denver	Jan. 4, 1998
2 Edgerrin James, Indianapolis	Jan. 11, 2004
2 T.Y. Hilton, Indianapolis	Jan. 4, 2014
2 Donald Brown, Indianapolis	Jan. 4, 2014
2 Rob Gronkowski, New England	Jan. 16, 2016
2 Rex Burkhead, New England	Jan. 20, 2019
2 Sony Michel, New England	Jan. 20, 2019

### Field Goals

6 Chris Boswell, Pittsburgh	Jan. 15, 2017
3 Scott Norwood, Buffalo	Jan. 5, 1992
3 Steve Christie, Buffalo	Jan. 23, 1994
3 Adam Vinatieri, Indianapolis	Jan. 6, 2007
3 Billy Cundiff, Baltimore	Jan. 9, 2011
2 George Blanda, Oakland	Dec. 22, 1968
2 Jim Turner, N.Y. Jets	Dec. 20, 1969
2 Garo Yepremian, Miami	Dec. 25, 1971
2 Jeff Jaeger, L.A. Raiders	Dec. 28, 1991
2 Al Del Greco, Houston	Jan. 16, 1994
2 Pete Stoyanovich, Miami	Dec. 31, 1994
2 Stephen Gostkowski, New England	Jan. 16, 2016

### Pass Attempts (All 40+)

52 Deshaun Watson, Houston	Jan. 12, 2020
46 George Blanda, Houston	Dec. 23, 1962
46 Tom Brady, New England	Jan. 20, 2019
45 Andrew Luck, Indianapolis	Jan. 4, 2014
43 Warren Moon, Houston	Jan. 16, 1994
42 Neil O'Donnell, Pittsburgh	Jan. 8, 1994
42 Tom Brady, New England	Jan. 16, 2016
40 Joe Namath, N.Y. Jets	Dec. 20, 1969

### Pass Completions

32 Warren Moon, Houston	Jan. 16, 1994
31 Peyton Manning, Indianapolis	Jan. 6, 2007
31 Deshaun Watson, Houston	Jan. 12, 2020
30 Tom Brady, New England	Jan. 20, 2019
29 Andrew Luck, Indianapolis	Jan. 4, 2014
28 Tom Brady, New England	Jan. 16, 2016
25 Joe Flacco, Baltimore	Jan. 9, 2011

### Passing Yards (All 300+)

443 Andrew Luck, Indianapolis	Jan. 4, 2014
388 Deshaun Watson, Houston	Jan. 12, 2020
348 Tom Brady, New England	Jan. 20, 2019
345 Daryle Lamonica, Oakland	Dec. 22, 1968
306 Warren Moon, Houston	Jan. 16, 1994
304 Peyton Manning, Indianapolis	Jan. 11, 2004
302 Tom Brady, New England	Jan. 16, 2016

### Long Pass

69 Jack Kemp	
to Elbert Dubenion, Buffalo	Jan. 1, 1967

### Touchdown Passes

5 Daryle Lamonica, Oakland	Dec. 22, 1968
4 Andrew Luck, Indianapolis	Jan. 4, 2014
3 Pat Ryan, N.Y. Jets	Dec. 28, 1986
3 Jim Kelly, Buffalo	Jan. 5, 1992
3 Neil O'Donnell, Pittsburgh	Jan. 8, 1994
3 Peyton Manning, Indianapolis	Jan. 11, 2004

### Interceptions Thrown

5 George Blanda, Houston	Dec. 23, 1962
4 Todd Marinovich, L.A. Raiders	Dec. 28, 1991
4 Brian Hoyer, Houston	Jan. 9, 2016
3 Joe Namath, N.Y. Jets	Dec. 20, 1969
3 Daryle Lamonica, Oakland	Jan. 4, 1970
3 Jim Kelly, Buffalo	Jan. 5, 1992
3 Peyton Manning, Indianapolis	Jan. 6, 2007
3 Andrew Luck, Indianapolis	Jan. 4, 2014

### Rushing Attempts

33 Thurman Thomas, Buffalo	Jan. 23, 1994
31 Freeman McNeil, N.Y. Jets	Dec. 28, 1986
30 Le'Veon Bell, Pittsburgh	Jan. 15, 2017
29 Sony Michel, New England	Jan. 20, 2019
26 Edgerrin James, Indianapolis	Jan. 11, 2004
25 Leroy Thompson, Pittsburgh	Jan. 8, 1993
25 Terrell Davis, Denver	Jan. 4, 1998
25 Joseph Addai, Indianapolis	Jan. 6, 2007

### Rushing Yards (All 100+)

186 Thurman Thomas, Buffalo	Jan. 23, 1994
170 Le'Veon Bell, Pittsburgh	Jan. 15, 2017
156 Derrick Henry, Tennessee	Jan. 6, 2018
135 Freeman McNeil, N.Y. Jets	Dec. 28, 1986
125 Edgerrin James, Indianapolis	Jan. 11, 2004
122 Joseph Addai, Indianapolis	Jan. 6, 2007
119 Marion Butts, San Diego	Jan. 2, 1993
113 Sony Michel, New England	Jan. 20, 2019
107 Nick Bell, L.A. Raiders	Dec. 28, 1991
101 Terrell Davis, Denver	Jan. 4, 1998
100 Thurman Thomas, Buffalo	Jan. 5, 1992

### Rushing Touchdowns

3 Thurman Thomas, Buffalo	Jan. 23, 1994
2 Elijah Pitts, Green Bay	Jan. 15, 1967
2 Freeman McNeil, N.Y. Jets	Dec. 28, 1986
2 Terrell Davis, Denver	Jan. 4, 1998
2 Edgerrin James, Indianapolis	Jan. 11, 2004
2 Rex Burkhead, New England	Jan. 20, 2019
2 Sony Michel, New England	Jan. 20, 2019

### Long Run

54 Marion Butts, San Diego	Jan. 2, 1993
----------------------------	--------------

### Pass Receptions

13 T.Y. Hilton, Indianapolis	Jan. 4, 2014
10 Todd Heap, Baltimore	Jan. 9, 2011
10 Julian Edelman, New England	Jan. 16, 2016
9 Haywood Jeffires, Houston	Jan. 16, 1994
9 Dallas Clark, Indianapolis	Jan. 6, 2007
8 Charles Smith, Oakland	Jan. 4, 1970
7 Max McGee, Green Bay	Jan. 15, 1967
7 Fred Biletnikoff, Oakland	Dec. 22, 1968
7 John Henderson, Minnesota	Jan. 1, 1970
7 Paul Warfield, Miami	Dec. 25, 1971
7 Jeff Graham, Pittsburgh	Jan. 8, 1994
7 Joseph Addai, Indianapolis	Jan. 6, 2007
7 Rob Gronkowski, New England	Jan. 16, 2016
7 Julian Edelman, New England	Jan. 20, 2019

### Receiving Yards (All 100+)

224 T.Y. Hilton, Indianapolis	Jan. 4, 2014
180 Fred Biletnikoff, Oakland	Dec. 22, 1968





140 Paul Warfield, Miami Dec. 25, 1971

138 Max McGee, Green Bay Jan. 15, 1967

127 Bobby Burnett, Buffalo Jan. 11, 1967

118 DeAndre Hopkins, Houston Jan. 12, 2020

111 John Henderson, Minnesota Jan. 11, 1970

108 Todd Heap, Baltimore Jan. 9, 2011

108 Antonio Brown, Pittsburgh Jan. 15, 2017

103 Dallas Clark, Indianapolis Jan. 6, 2007

100 Andre Reed, Buffalo Jan. 5, 1992

100 Julian Edelman, New England Jan. 16, 2016

#### Touchdown Receptions

3 Fred Biletnikoff, Oakland Dec. 22, 1968

2 Max McGee, Green Bay Jan. 15, 1967

2 Warren Wells, Oakland Dec. 22, 1968

2 Andre Reed, Buffalo Jan. 5, 1992

2 T.Y. Hilton, Indianapolis Jan. 4, 2014

2 Rob Gronkowski, New England Jan. 16, 2016

#### Interceptions Made

2 Kirby Jackson, Buffalo Jan. 5, 1992

#### Long Interception Return

50 Willie Wood, Green Bay Jan. 15, 1967

#### Long Punt Return

26 Russell Copeland, Buffalo Jan. 23, 1994

#### Long Kickoff Return

52 George Atkinson, Oakland Jan. 4, 1970

#### Long Punt

64 Reggie Roby, Miami Jan. 5, 1991

#### Long Field Goal (All 50+)

58 Pete Stoyanovich, Miami Jan. 5, 1991


50 Adam Vinatieri, Indianapolis Jan. 6, 2007

#### Sacks

3 Gerald Williams, Pittsburgh Jan. 8, 1994

3 Whitney Mercilus, Houston Jan. 9, 2016





# CHIEFS KINGDOM

FEATURE CLIPPINGS





## TEAM

1. Cheers and Confetti Fill Union Station as Kansas City Earns Bid to Host 2023 NFL Draft **2**
2. Five former Kansas City **Chiefs** players named to NFL's 100 All-Time Team **4**
3. Tyrann Mathieu Leads Four **Chiefs** Among AP All-Pro Team Selections **6**
4. At long last, Chiefs owner **Clark Hunt** holds on to trophy named in honor of his father **9**

## EXECUTIVES/COACHES

1. Chiefs Chairman & CEO **Clark Hunt** Named Chairman of the NFL's Finance Committee **10**
2. How **Andy Reid** led the Chiefs from their darkest moment to one of their brightest **11**
3. **Andy Reid's** beloved Air Force 1s are the latest example of how he connects with players **17**

## PLAYERS

1. Before this Chiefs rookie bought Mom a house, he nursed her through brain-tumor scare **21**
2. Chief's rookie **Mecole Hardman** is more than a football player to special needs community **26**
3. Chiefs linebacker **Anthony Hitchens** shaped by life-altering decision made as a youth **31**
4. 'A perfect situation for me': Sixth-round pick **Darwin Thompson's** versatility a good fit in Chiefs' offense **38**
5. Good sleep and this personal trainer have helped make a 'Greek god' of **Patrick Mahomes 41**
6. **LeSean McCoy** finds his home with 'Big Red' and the Chiefs **45**
7. Chiefs' **Frank Clark** spent part of his childhood homeless. It shapes his identity now **47**
8. Even as Chiefs' Maytag Repairman, **Dustin Colquitt 53**
9. A girl with a brain tumor gave **Patrick Mahomes** a bracelet. He wears it during games **57**
10. **LeSean 'Shady' McCoy** on transforming Harrisburg real estate and earning his way into the Pro Football Hall of Fame **59**
11. Why **Tyrann Mathieu** and the 'Honey Badger' were at odds, and how they came to co-exist **63**
12. A cancer survivor, Chiefs' **Mike Pennel** returns to the place that 'saved my life' **66**
13. How **Tyrann Mathieu** became the 'glue' of revamped Chiefs defense **71**
14. Even amid record-setting season, this Chiefs kicker is constantly eyeing improvement **74**
15. What **Patrick Mahomes** Knows Now **77**



(Team)

## **Cheers and Confetti Fill Union Station as Kansas City Earns Bid to Host 2023 NFL Draft**

Matt McMullen

May 23, 2019

Chiefs.com

Confetti rained down as some of Kansas City's most-influential decision-makers shook hands and exchanged congratulations on Thursday morning at Union Station. After years of tireless work and collaboration between numerous groups, what began as a hopeful idea had finally transformed into a concrete reality.

The 2023 NFL Draft is headed to Kansas City.

"Great news like this shows what this city can be and what it's becoming," said Kansas City Mayor Sly James at Thursday's press conference. "Make no mistake, this will be one of the biggest events in the history of this city."

James was in attendance on Thursday alongside Kansas City Sports Commission President & CEO Kathy Nelson, Chiefs President Mark Donovan, City Planner Troy Schulte, Union Station President & CEO George Guastello and 2023 NFL Draft Local Organizing Committee Co-Chair Greg Graves – each of whom played a critical role in the bidding process and will continue to do so as preparations for the event get underway.

"Lamar [Hunt] is looking down and smiling right now," Donovan said, referencing the Chiefs legendary founder. "He would be proud of the impact this franchise has on this region, all of the cooperation between this city and this franchise, and all of the support from Chiefs Kingdom, which makes things like this possible."

Fittingly, the news came on the 56th anniversary of Hunt's initial announcement to move the Dallas Texans to Kansas City back in 1963. All these years later, Kansas City will host the marquee event of the NFL offseason and the second-biggest event on the league's calendar overall.

In fact, 47.5 million viewers tuned into the Draft just last year. It's a mammoth event, drawing the attention of more than 115 nations around the world.

"This is an enormous opportunity for all of us," Donovan added. "We are so excited to be a part of it."

Of course, earning the right to host an event of this magnitude isn't easy. It took vision, exhaustive research, seamless collaboration, endless hours of work and numerous bids to make this happen. What began as an initial inquiry back in 2015 led to formal bids that fell just short a few years later, but the group's unwavering persistence ultimately paid off this week.



“We know that Kansas City will be a successful host city,” Nelson said.

“We are accessible to people from all four corners of the country. We have deep, historic cultural roots and great food and entertainment options, [not to mention] our passionate Chiefs Kingdom fanbase. We know we will create memories for fans of all teams as they enjoy a massive, free football festival, and we’ll work with the NFL to make sure we create lifelong memories for the draft prospects and their families.”

The Draft was held in New York City from 1965 until 2014 before moving to Chicago for two years from 2015-16. Philadelphia, Dallas and Nashville have all held the event since, with the latter attracting hundreds of thousands of fans just a few weeks ago while generating more than \$200 million in estimated economic impact.

“We expect thousands of hotel rooms to be booked more than a year out,” Nelson said. “Restaurants, bars, transportation, retail and local Kansas City attractions can all expect a major lift in business during draft week.”

Steve Sanders

And while the three-day event is still four years away, the preparation will get started immediately.

“We will watch and learn from [the other cities in the coming years] and the NFL Events team will continue to work with us, our planning committee and city leaders on the details surrounding such a massive event,” Nelson said. “Leading up to the 2023 Draft, we’ll finalize the exact dates and the final location of the Draft stage and fan experiences, knowing that Union Station and the National World War I Museum and Memorial will be our focus for the backdrop.”

That planning began as an idea all those years ago – a desire to thrust Kansas City onto the national stage in a way it has never been featured before – and as of this week, it’s set to become a reality.

“I am beyond exhausted, but I am also beyond excited and beyond proud,” Nelson said. “Kansas City is the home of the 2023 NFL Draft.”



(Team)

## **Five former Kansas City Chiefs players named to NFL's 100 All-Time Team**

Herbie Teope

January 3, 2020

KC Star

The NFL celebrated its 100th anniversary in 2019, marking the occasion throughout the year with numerous events to highlight key moments over the past century.

One of the more anticipated occasions surrounded the [naming of the league's top 100 All-Time Team](#), which was revealed on NFL Network over a six-week span to close out the calendar year. Members of the team were selected by a 26-person panel comprised of coaches, team executives, former players and media members.

Of those 100 elite players, five once wore the Kansas City Chiefs' uniform and are members of the Pro Football Hall of Fame.

The NFL named linebackers Bobby Bell and Willie Lanier, tight end Tony Gonzalez, defensive lineman Junious "Buck" Buchanan and kicker Jan Stenerud to its exclusive 100 All-Time Team.

Bell, a seventh-round pick by the Chiefs in the 1963 NFL Draft out of Minnesota, enjoyed an accomplished career as a member of KC's Super Bowl IV-winning team.

He started off as a linebacker before moving to defensive end and played his entire 12-year career with the Chiefs, totaling a remarkable 26 interceptions and scoring nine touchdowns. Bell, a six-time AFL All-Star and three-time Pro Bowler, was previously recognized as a member of the NFL's All-Decade Team for the 1970s.

Lanier, a second-round pick with the Chiefs in the 1967 NFL Draft, earned the nickname "Contact" for his fierce tackling during his 11 seasons in a Chiefs uniform. A durable player who missed just one game in his final 10 seasons in a Chiefs uniform, Lanier was a feared hitter and a member of the Chiefs' Super Bowl-championship team.

The linebacker was named the NFL Man of the Year in 1972, and was a Pro Bowler in eight consecutive seasons (1968-75).

Gonzalez, who played for the Chiefs from 1997 to 2008 before finishing his career with the Atlanta Falcons (2009-13), helped usher in a new, athletic era for tight ends.

The former college basketball player flourished as a pass-catcher in the NFL and holds the league's all-time tight end records for receptions (1,325) and yards receiving (15,127).

Gonzalez, a member of the NFL's All-Decade Team for the 2000s, ranks second among tight ends with 111 receiving touchdowns and finished his career as a six-time All-Pro and a 14-time Pro Bowl selection.



Buchanan entered the league as the No. 1 overall pick of the 1963 NFL Draft and went on to play 13 seasons for the Chiefs (1963-1975). He helped the Chiefs make two Super Bowls and was also highly durable, missing just one game in his career. A feared pass-rusher, Buchanan was known for his quickness and became a four-time All-Pro and six-time Pro Bowler.

Stenerud, one of five kicking specialists in the Hall of Fame, spent the first 13 years of his 19-season career in a Chiefs uniform and was the NFL's first pure placekicker to be enshrined in Canton, Ohio. He helped the Chiefs secure victory in Super Bowl IV by scoring 11 points, three coming on field goals, in a 23-7 win over the Minnesota Vikings.

Stenerud was an All-Pro selection in 1970 and was selected to six Pro Bowls, five as a member of the Chiefs. The NFL previously recognized him as a member of the 75th Anniversary Team.



(Team)

## **Tyrann Mathieu Leads Four Chiefs Among AP All-Pro Team Selections**

Matt Derrick

January 3, 2020

Sports Illustrated – Chiefs Digest

KANSAS CITY, Mo. -- Chiefs safety Tyrann Mathieu earned dual honors on the Associated Press All-Pro team, earning a first-team selection as a defensive back and a second-team nod as safety.

Mathieu as one of four Chiefs to earn All-Pro honors. Joining him on the second team were tight end Travis Kelce, right tackle Mitchell Schwartz and kick returner Mecole Hardman.

This marks the second-time Mathieu has earned All-Pro honors in his seven-year career. He also earned consensus all-first time honors in 2015 with Arizona.

The All-Pro honor comes after Mathieu was snubbed for the Pro Bowl selections in December. Chiefs defensive coordinator recently said Mathieu quickly earned the respect of his teammates since arriving in Kansas City.

"I just think he's the glue," Spagnuolo said. "He's the leader, he's that guy that can get in the huddle in practice and say we need to step it up. You need guys like that. That's stuff I value as a coordinator. It makes my job a lot easier."

San Francisco tight end George Kittle received 33 votes in earning first-team honors, with Kelce receiving the other 17 votes cast. Kelce led all tight ends this season with 97 catches and 1,229 yards, making him the first tight end in league history with four-straight 1,000-yard seasons. It's the third-time Kelce earned All-Pro first team honors after making the list in 2016 and 2018.

Schwartz, who was once again overlooked among Pro Bowl selections, earned AP All-Pro recognition for the fourth time. He also earned second-team honors in 2016 and 2017 and received first-team status last season. He's earned first- or second-team honors in all four seasons since signing with Kansas City as a free agent in 2016.

Hardman finished second in the voting for kick returner in earning four votes. Chicago's Cordarrelle Patterson earned first-team honors with 39 votes. Hardman also received a vote for punt returner. The last Chiefs player earning first-team All-Pro honors as a rookie came in 2016 when Tyreek Hill earned a spot on the team as a punt returner.

Defensive tackle Chris Jones narrowly missed earning All-Pro honors for a second-straight season. He finished fifth in the voting among defensive interior linemen. Defensive end Frank Clark and kicker Harrison Butker also received votes for the All-Pro teams.



(Team)

## **At long last, Chiefs owner Clark Hunt holds on to trophy named in honor of his father**

Vahe Gregorian

January 20, 2020

Kansas City Star

Somewhere or another, Clark Hunt has a photo to prove he was at Super Bowl IV. But the Chiefs' owner was 4 years old at the time, so forgive him for not having any specific memory of the Chiefs' 23-7 stifling of the Vikings 50 years ago.

It was a fledgling event that has since emerged as a great American spectacle.

Perhaps more appropriately given what was to come, the first game Hunt remembers was the one that sent the franchise into tilt mode: the Chiefs' grim 27-24 double-overtime loss to Miami in an AFC Divisional Round playoff game that stood as the last game at Municipal Stadium ... and the last measly postseason game for 15 years of the half-century of futility between Super Bowls for the franchise.

"I'm looking forward to blotting that (Dolphins memory) out with what we're going to do in Miami in a couple of weeks," Hunt said after the Chiefs beat the Titans 35-24 in the AFC Championship Game Sunday at Arrowhead Stadium to earn a trip to Miami to play San Francisco.

That was one of several light moments with Hunt at a post-game news conference, during which he also let on that it had been such a long time between Super Bowls that even his mother, Norma, had suggested it was about time for a return engagement.

"Clark, it sure would be nice if we could play in this game while I'm still able to go," he remembered her saying when she was being celebrated for having attended the first 50.

So they are, making for a moment to savor even as we might ponder how differently we'll see this season depending on how the Chiefs fare on Feb. 2 in Miami.

It's also a moment to appreciate the poignant touch of Clark Hunt finally getting to have and to hold the trophy named for his father, Lamar, in 1984 — a trophy steeped in his father's contributions to the game but one he never was able to claim himself before his death in 2006.

Asked about what it meant to him, Hunt deftly deflected the question. He spoke of how happy he was to see his mother get to kiss the trophy and how special the day was their family. And he referred to what Norma Hunt had said on the stage during the celebration: that "Dad always felt like the team really belonged to the fans, so what we are most excited about today is winning this trophy for our fans."

Just the same ...



“To see Clark holding that trophy,” general manager Brett Veach said, “I think that tugged at all of our hearts.”

For the sentimental among us, beyond the two generations of fans who had never seen this, the breakthrough for Hunt wasn’t the only thing that might have tugged at the heart.

At the very same time, you had to feel for a man with whom his legacy as an owner has become enmeshed, coach Andy Reid — who effectively rescued the franchise when Hunt turned to him after the horrific 2012 season through the embers of the Scott Pioli era.

Reid is the seventh-winningest coach in NFL history. Moreover, he’s a man just about universally respected and mostly just beloved ... whose resume has had a postseason void: In his first 20 seasons as a head coach with the Eagles and Chiefs, Reid was 12-14 in playoff games, with just one Super Bowl appearance — a loss to the New England Patriots in 2005.

After Sunday’s game and celebration, the normally understated Reid was animated, and a few of us thought we saw his eyes moisten when he spoke of his wife, Tammy.

“Things changed for us,” Hunt said, when they were “lucky enough to lure” the Reids here.

Started to change all the more when the Chiefs drafted Patrick Mahomes, the phenom Reid was born to coach.

“I think he’s all about his players. I think he’s all about (his) team. But most important, he allows us to be ourselves, right?” safety Tyrann Mathieu said. “He’s not restricting us from our personalities. And I think that has a lot to do with us fighting through adversity, us believing in ourselves, us committing to each other.”

And with pushing them the extra yard, or extra four inches, as Reid likes to say, beyond the anguish of the 37-31 overtime loss to New England in the AFC Championship Game last year.

The game that will forever be remembered for Dee Ford lining up offsides and negating a likely game-sealing interception by Charvarius Ward, and for the subsequent lost coin flip that led to Tom Brady shredding the Chiefs’ defense in overtime — a bitter but clarifying end.

It led to Steve Spagnuolo replacing Bob Sutton as defensive coordinator and to a massive personnel shuffle on defense that included bringing in Mathieu and Frank Clark.

And it led to a quest of sorts.

“I was proud of that driving us through training camp and into the season,” Reid said. “You have great expectations like this football team had, to be able to sit here today and be here today is a challenge. There’s a lot of things that go into that.

“That locker room has to be right, and that coaching staff has to be right. Guys have to be able to check their egos at the door. The ups and downs and all those things and not getting down on each other.”

So they’d navigate Mahomes’ dislocated kneecap at Denver, and losing four of six games in the middle of the season, and falling behind by 24 points against Houston a week ago and 10 to Tennessee on Sunday.



And they'd make their way back to a Super Bowl all the sweeter for the wait and ups and downs in between.

"I think my message (to fans) would be that the journey is a big part of it," Hunt said. "It would not be what it is without the hardship, without all the hard work that went into getting us here. Fifty years is too long, but we are going to Miami. We have a chance to win another Super Bowl."

And 50 years later, one he'd remember at last.



(Clark Hunt)

## **Chiefs Chairman & CEO Clark Hunt Named Chairman of the NFL's Finance Committee**

Matt McMullen

February 14, 2019

Chiefs.com

Kansas City Chiefs Chairman & CEO Clark Hunt is accepting a new responsibility with the NFL.

Hunt was named the new chairman of the NFL's Finance Committee this week, replacing the late Bob McNair, who passed away in November. The influential committee oversees the league's economic decision-making and is considered one of the NFL's most prominent groups.

A member of the committee for seven years, Hunt will now chair the group that includes fellow owners Arthur Blank (Atlanta Falcons), Joel Glazer (Tampa Bay Buccaneers), Jim Irsay (Indianapolis Colts), Shad Khan (Jacksonville Jaguars), Robert Kraft (New England Patriots), Jeffrey Lurie (Philadelphia Eagles) and Steve Ross (Miami Dolphins).

Hunt will remain on the International Committee with Glazer taking over as chairman. Hunt is also a member of the league's Digital Media, Conduct, and Management Council Executive committees.

As Chairman of the International Committee for the past eight years, Hunt oversaw the expansion of the league's International Series from one annual game in London to five games scheduled to take place between London and Mexico City next season.

The NFL has utilized iconic Wembley Stadium and Twickenham Stadium in London as part of the International Series and, to further facilitate international contests across the pond, the league partnered with Tottenham Hotspur of the English Premier League on the development of a new, dual-sport stadium that will feature an artificial surface for NFL games and a retractable, natural grass surface for soccer matches.

In total, 24 games featuring 30 teams have taken place in London since the first contest back in 2007, while two games have occurred in Mexico City at historic Estadio Azteca.

Kansas City has been right in the middle of that growing international footprint, as the Chiefs played a regular-season game in London in 2015 and will venture beyond our nation's borders once again next season to play in Mexico City.

The sport's popularity has grown on the global scale under Hunt's leadership, and it's one of the many reasons that have earned him a new post with the league.



(Andy Reid)

## **How Andy Reid led the Chiefs from their darkest moment to one of their brightest**

Sam Mellinger

September 5, 2019

KC Star

The most dysfunctional, ugly and tragic season in their professional lives had just ended in an appropriately non-competitive loss in Denver. Afterward, in his post-game news conference, the dazed head coach had no coherent response when asked why he should keep his job.

The 2012 Chiefs won just two games. They did not so much as hold a lead until their ninth game. A starting linebacker murdered the mother of their child, then drove to the practice facility and shot himself in the head with his bosses watching in horror.

The players showered and dressed in silence that day in Denver. Heads shook. They walked slowly from the locker room to the bus and out into the uncertainty of their futures.

“Thanks for playing hard,” Norma Hunt, the franchise founder’s widow, told many of them individually. “We have a lot to look forward to.”

A few weeks later, punter Dustin Colquitt worked out alone at the Chiefs’ practice facility. He’d been selected to the Pro Bowl and kicked through his preparation. A staffer approached. The new head coach wanted a word. *Don’t interrupt your work. Whenever you’re done, walk into his office.*

Colquitt liked that. The message came through clear. Work first, then we can get to know each other. He liked the meeting even more.

“Are you done with this city?” Reid said, according to Colquitt. “Or are you just done with what’s transpired over the last four years?”



Colquitt answered quickly, and with certainty. “No, I love this city. I have too much going on. I don’t want to start over.”

Reid: “You don’t have to. We want you here.”

This is just one of a million moments that helped drag the Chiefs from their lowest point in history to now, perhaps their most anticipated season since Super Bowl IV.

Chiefs chairman Clark Hunt talked constantly of wanting stability. He used the Pittsburgh Steelers as the model, and for a while, that felt somewhat cruel. The Chiefs presented the ultimate picture of chaos: three head coaches in five years, in-fighting with the front office, distrust between the locker room and bosses.

Then came Hunt’s finest moment. He blew up the only power hierarchy the team had ever known in an effort to promote more in-house cohesion, and then moved swiftly and decisively, out-maneuvering several other teams to hire Reid as his head coach.

The first bit of evidence that the Chiefs had steered away from the cliff’s edge and back toward relevance came in Reid’s first game as coach — a 28-2 win in Jacksonville so refreshing and encouraging that players literally sang their way into and danced their way around the post-game locker room.

Exactly six years to the day later, the Chiefs again open a season in Jacksonville. The questions have moved from whether Reid can save the franchise’s dignity to whether he will deliver its first Super Bowl championship in 50 years.

This is the perfect moment to examine how the Chiefs got from there to here, through the eyes of five men who’ve been here the whole time: Reid, Colquitt, left tackle Eric Fisher, fullback Anthony Sherman and tight end Travis Kelce.

“Man, how did we get here?” Kelce said. “Back to Jacksonville, Week 1. It’s luck of the draw, but I’m so fortunate to get stuck here with Andy Reid.”

## **REID’S LEADERSHIP**

A million reasons exist for the Chiefs’ climb from the bottom to the precipice of the top. Most of them lead back to Reid, and we’ll get into that soon, but no man walks alone.



The first thing Reid needed: buy-in. The strategy is multi-fold. Players describe him as stubbornly honest, always available and relentlessly committed to making them better.

“I haven’t known anything different,” said Sherman, among the first players acquired by Reid in Kansas City. “You know who he is, so let’s go.”

Reid’s meeting with Colquitt is a good illustration of his leadership philosophy. You shouldn’t be coaching down to anyone. These are grown men. Set boundaries, but if you respect them, they’ll respect you. Some bosses are driven by ego. You probably know the type. It can be effective for a time, but eventually it is transparent — in a bad way.

The Chiefs had seen that, by the way. Several players came to see coach Todd Haley that way, before he was fired. General manager Scott Pioli, too. One-time Chiefs defensive coordinator Romeo Crennell, later promoted to head coach when Haley was ousted, is generally believed to be a good man with pure intentions, but even his relationships with players were often torpedoed by assistants.

In some ways, then, it’s possible to think of the situation Reid inherited as destined for one of two directions. The players could have been so thoroughly burned out and mentally drained that they could trust no one in the building again, or so starved for success that they wrapped their arms around the new direction. That particular locker room had been beaten down, but it retained its pride.

“It’s tough to even look back and even remember how things were, and you don’t want to,” said Colquitt, who has been a Chief longer than any other current player, coach or executive. “It’s cut and dried. You know where you stand. There’s no hidden agenda or surprises. He wants us to work, get better, be men, don’t argue about trivial stuff that doesn’t make us sharpen each other.

“Everything is on the forefront. These things can hurt us, and these things are great for our chemistry. We’re going to stick with the things that are great for our chemistry.”

Quickly, game-planning meetings that used to be full of friction and passive-aggressive signals became united. If you had something to offer, do it. The players quickly learned to trust that nobody would put anyone else in a bad spot.



Coaches talk about distractions so often it is perhaps the sport's most overused cliché. But they don't just mean outside noise. They mean clearing out anything that isn't helping push the team forward, including and especially petty in-house disagreements based more on ego or self-interest than the greater good.

Starting in 2013, the Chiefs operated with clear minds. Ask Colquitt if that was new.

"Absolutely," he said. "I would say there's no conflict now."

The difference could not be more stark, and by now the pattern has exposed itself. The Chiefs' culture change from 2012 is about a change in personality and style from the previous leadership group to Reid.

Where insecurity and distrust once spread, there is now confidence and cohesion. Where the head coach was once hired after two years as an offensive coordinator, there is now a man with 207 wins, including the playoffs, over 20 seasons.

## **SETTING EXPECTATIONS**

The message is the same, whether it's told by guys who used to play for Reid, still play for Reid, have coached with Reid — or *are* Reid.

Be honest. Communicate. Be trustworthy. Work hard. Set high expectations, and help your coaches and players reach them.

"Whatever they throw out on the table, maybe I can help it or I can't help it, but I'm going to give them an honest answer," Reid said. "If I need to find something out that I don't know, I'll look into that. If we're serving Mahomes flakes and they don't want them, I'll go figure it out, right? It can be that simple.

"And it's not going to leave that room. I'm not going to hold a grudge if it's something I don't agree with. Just get it out of there, and then it works out OK. Then there's a trust that builds up."

Isn't that what all coaches should do? All leaders? Of course it is, but conversations over the years with various players with experience in multiple organizations reveals a generally similar hangup: The pressure of the NFL exposes the slightest faults.



A coach without full confidence might not fully share credit. He might work harder to gain trust and credibility than he does earning it.

This isn't simply about Reid, either. Assistants matter, and more than a quarter of the league's teams are coached by Reid or a former Reid assistant. That's not an accident.

"I'm not afraid to hire guys that are intelligent," Reid said. "Sometimes people get nervous (their assistants are) going to take over for you, or engulf you, impress more than you impress. The ego, or whatever you want to say. I don't worry about all that. I just want to find the best guys that love the game, and I don't have to worry about off the field (problems)."

The result is a culture that those involved in have consistently described as pure, together and focused on the same things.

Reid's teams in Kansas City have started 9-0 and 1-5, and Colquitt is among the players who swear the message stayed consistent. That builds trust, especially when the most important factor exists — that players believe the coach is helping them succeed.

"We get a lot of guys coming from other places and we have a special thing going here," Fisher said. "I don't think every locker room around the league is as tight as we have here. We have a core group of guys who've been around a while and know in and out what coach Reid expects of us, and we can kind of lead the newer guys on what's expected on a daily basis."

One more thing that keeps coming up in these conversations: fun. Reid's monotone, say-nothing news conferences belie his true self. He is wickedly funny, with a sharp and quick and often self-deprecating sense of humor.

He has developed the people skills required to lead 53 players and a coaching staff, everyone with different wants and priorities. The NFL is a brutal business, and when teams lose fun, they always lose games.

Reid's Chiefs prioritize fun. That's easier now, too, with a quarterback who makes nothing impossible leading what could be one of the greatest offenses of all time.

"I think what was missing a little before this coaching staff walked in the building is joy," Colquitt said. "He's happy to wake up, happy to come to the office and happy that God has given him so many creative blessings. He joyfully comes to work and is thankful for what shoes he fills. That rubs off."



The results are there. A franchise without direction is now surgically focused. A franchise that was rocked by instability has made the playoffs five times and had a winning record in each of Reid's six seasons.

The transformation is thorough. All that's left is to see if the Chiefs can complete the journey from worst example of the NFL to the best.



(Andy Reid)

## **Andy Reid's beloved Air Force 1s are the latest example of how he connects with players**

Nate Taylor

September 10, 2019

The Athletic

Travis Kelce was one of the first players to notice something different about Andy Reid.

Early last season, Kelce scanned his head coach, then tilted his eyes downward toward Reid's feet. Reid, one of the NFL's oldest coaches at age 61, walked around the Kansas City Chiefs' practice facility the way he always did, with a calm, smooth gait. But Kelce noticed new footwear: Nike Air Force 1s.

"Me being a vintage guy, I always appreciate it when I see somebody rocking 'em," Kelce said. "It's just cool seeing Big Red out there dropping the Forces. It gives a little swagger to him."

Kelce describes himself as a "sneakerhead," someone who cares deeply about the shoe game. He appreciates Reid, who helped him become one of the NFL's best tight ends during his seven-year career. And Kelce really loves that Reid wears his own customized, signature-style Air Force 1s.

Consider Kelce to be the marketing director for Reid's sneakers, known as the AR1s at the Chiefs' facility. Kelce, who launched his own lifestyle brand, Tru Colors, over the summer, has recognized all the details in the two main sneakers in Reid's collection.

"He used to have A.W.R., which are his initials, on the back," Kelce said. "He switched them this year to just having A.R. on them. On game day, it's always all black, and for practice he's got the white-and-red (swoosh) ones on. I don't know what his love is for them. But hey, for the big guy, I'm sure they run right in his size."

In his 21st season as an NFL head coach, Reid's "look" is as recognizable as his on-field success with the Chiefs and Philadelphia Eagles.

His thick mustache and prescription eyeglasses are signatures, as are the Tommy Bahama Hawaiian shirts he wears at the NFL's annual owners meetings. Reid's avatar in the Madden NFL video game is easy to match: red Chiefs ball cap, with a large, laminated play-calling sheet and red Chiefs windbreaker. This [has led to fans](#) — and even celebrities — impersonating him.

His famous shoes were even highlighted in the Chiefs' recent social-media presentation of Reid's "brother," Randy Reid, played by actor and well-known Chiefs fan Eric Stonestreet.

Reid, though, is aware his sneakers get the most fashion respect among players. In fact, he's pretty much the only person in the Chiefs' organization who wears the Air Force 1s. Everyone else — from assistant coaches to the training staff and the equipment department — wears the white-and-black swoosh Nike Air Zoom Vomero 12 sneakers during practices and games.



For Reid, the Air Force 1 is an iconic Nike throwback, a sneaker he wore in his first year as a full-time coach in 1983 as the offensive coordinator at San Francisco State.

“I’m old, they’re old and we just fit,” Reid said, smiling. “It’s funny how the old things are kind of the cool things. It might be the last little bit of cool I have. It’s run from the top of my head, with the long hair; now it’s no more hair. But I got the Air Force 1s, man. They can’t take them away.”

Multiple players approached Reid in the weeks after he began wearing the Air Force 1s again. Some players, in between team meetings and film sessions, wondered if it was possible to acquire a pair of Reid’s custom kicks.

One of the players was Kelce, who has a large closet full of his favorite shoes. At one point last season, Kelce asked Reid if he had an extra pair to give away.

“I just randomly went up to him and said, ‘Coach, I’ve got to get one of these Air Force 1s off you because those things are too legit, man,’” Kelce said. “Andy Reid is a Hall of Fame coach. It’s a Hall of Fame sneaker. The all-black Air Force 1 is legendary forever. I had a pair when I was in high school. I wanted to get the original A.W.R.’s, a game-day edition.”

Reid enjoys discussing shoes, both new styles and old, with his players. He just never expected that his Air Force 1s would become so valued, maybe as much as a celebratory game ball after a victory.

Defensive end Justin Houston’s final day with the Chiefs was difficult. In early March, the Chiefs released him even though he was the team’s best pass rusher for much of his eight seasons in Kansas City.

Both parties knew why the relationship was ending; Houston was sliding past his prime, and the Chiefs couldn’t absorb his \$21 million salary-cap hit. Reid and owner Clark Hunt thanked Houston, both in person and in statements released to the public, for his performance and his leadership. After what he called the most enjoyable season of his career, Houston hugged several members of the organization while collecting his belongings.

Then he asked Allen Wright, [the Chiefs’ longtime equipment director](#), if he could get a pair of Reid’s white-and-red-swoosh Air Force 1s as a parting gift. Reid agreed, making Houston the fourth player to possess a pair of Reid’s sneakers.

“That’s mutual with Justin, and I’m a big fan of his,” Reid said. “He dotted me with a pair of Jordans when he left, so I appreciate that, too.”

When Reid was hired by the Chiefs in 2013, he used a variety of sneakers the first couple of seasons but never found a perfect fit. The large, clunky shoes Reid wore the most from 2014-17, the Nike Air Monarchs, led players to make jokes.

“The Air Dads,” Kelce said, laughing. “In the true sneaker game, the Air Force 1 has kind of gone into the archives. Now, the Air Dad has come to life. It’s funny, and I’m pretty sure it’ll all come full circle and the Forces will be the main shoe again. That’s just how fashion and the world works.”

After the 2017 season, Reid told Wright he started wearing Air Force 1s in his recreational time and liked how the wide, all-leather sneaker felt. The shoe was launched by Nike in 1982 and named after the U.S. president’s aircraft. It was the first in Nike’s basketball line to include lightweight cushioning and enhanced comfort.



Wright, without telling Reid, became the creative director of the AR1s. He went on the NikeElite website and started designing mockups of a white, low-top Air Force 1 '07, a more modern version of the classic.

“We do a lot of things behind the scenes to try to accommodate him for what he wears,” Wright said. “He has a true opinion about what he wears. And most coaches that have been here when I’ve been here, that wasn’t the case. I say that with the utmost respect. I’ve never done one-off shoes for anyone else on the coaching staff.”

Wright found the shade of red that matches the Chiefs’ primary color for the swoosh. He replaced “AIR” below Nike’s logo on the back of the shoes with Reid’s initials. When Nike shipped the sneakers to the Chiefs’ facility, Reid was surprised and impressed.

“That’s Allen doing his job above and beyond,” Reid said of Wright, the Chiefs’ longest-tenured employee. “I just care that they’re comfortable. And right now, that’s most important.”

Most of the Chiefs, however, know Reid adores his shoes. Outside of the team’s facility, general manager Brett Veach thinks the only other NFL coach who prefers a particular sneaker as much as Reid is Pete Carroll, who coaches in Air Monarchs.

Veach is always entertained when he sees Wright and Reid discussing the different style and color possibilities for a new pair of Air Force 1s. This past offseason, Veach joined Reid at the NFL’s scouting combine, the owners’ meetings and a Kansas City Royals home game near the start of the baseball season. Reid wore special sneakers to each event. When Reid is not with the team, he mostly walks in suede AR1s.

“Yeah, the players give me the business about it,” Reid said, laughing. “They completely destroyed me the first time I wore them. Eric Berry started it, but they all followed up on it and got after me about it with the bubble-gum soles.”

Quarterback Patrick Mahomes is impressed by how well Reid’s sneakers are cared for, especially during training camp. Mahomes figured Nike shipped hundreds of sneakers for camp. Instead, he learned Reid had just two pairs that he wears on alternating days. Wright said Reid brought a third pair to camp in case of emergency.

“The most slept-on part about it is not only is he wearing the different Air Force 1s — the all-whites, the white-and-red, and he has the tan ones — but the fact that no matter what shoes he’s wearing, they’re completely spotless,” said Mahomes, who also has a closet full of his favorite sneakers. “He’s walking on this wet grass. He’s either walking super light or (the equipment staff) are scrubbing them the moment he comes off the field.

“Anytime you look, his shoe is completely spotless. There’s not even a scuff.”

Reid encourages players to show their personalities, whether expressing themselves by dancing during practices and games or pursuing interests outside of football.

He knows bonds in the locker room can remain strong years after the players are in the NFL. Several players said that the environment inside the Chiefs’ facility is similar to their experiences in college, because any topic can be discussed with Reid.

“The understanding that he has for each and every person, and how he’s able to relate to them, is definitely a part of who he is,” Mahomes said. “He’s never going to fake what he’s thinking or how he’s feeling. People respect that.”



Reid often tells his players how blessed he is to have his job, one that allows him to show his personality through on-field innovation or off-field “Dad jokes.” He’s also quick to add his shoes are the best in the locker room.

“Just because you get a little bit older and get some gray hair, that doesn’t mean you still don’t love what you’re doing and you don’t have the fire,” Reid said. “That’s important for the guys to see. Not out of personality, though. It’s got to be a part of your personality or they go, ‘Eh, it’s a show.’ It’s important we all do that and we’re ourselves out here when we do our thing.”

As camp began late last month, strong safety Tyrann Mathieu, in his first season with the Chiefs, became aware of Reid’s Air Force 1s. Mathieu said everyone from his hometown, New Orleans, called the sneaker G-Nikes. He always wanted a new pair for the start of the school year, and Nelly’s 2002 hit single “Air Force Ones” with the St. Lunatics was one of his favorite hip-hop songs during that time. The video for that song, which has been viewed more than 50 million times, also featured famous St. Louis athletes such as Marshall Faulk, Torry Holt and Ozzie Smith.

“The Air Force 1 was the go-to shoe,” Mathieu said. “My favorite is the all-white ones. You can’t go wrong with them, and you can wear them with mostly anything.”

During the Chiefs’ second practice in pads, Reid and his players blared Nelly’s song as the team conducted a scrimmage period. Mathieu sang the song’s infectious hook.

*(I said) give me two pairs  
(Cause) I need two pairs  
(So I) can get to stompin’ in my Air Force Ones  
Big boys stompin’ in my Air Force Ones*

“That was right in (my) childhood when I’m really kind of learning stuff and figuring out stuff,” Mahomes said of the song.

He added of Reid: “He knows a lot more than he leads on. He’ll throw in some comments and stuff like that. He understands what’s going on around the culture and around the world. He definitely knows the song.”

Linebacker Reggie Ragland believes Reid is the swaggiest coach in the league. Ragland, who has more than 200 pairs of sneakers, practiced in red, white and black Air Jordan 1 TD high cleats during camp. But Ragland has an idea about how to pay homage to Reid during the season.

“One of these days, I need to get me some Air Force 1 cleats and come out here just like him,” Ragland said. “I might need to get that color-coordinated one that Coach has with the red check. I need to get me a pair of those.”

After months of asking, Kelce walked into the Chiefs’ practice facility one day and there, in the middle of his locker, was a pair of AR1s, the exact edition he wanted: black, with A.W.R. on the back. Kelce smiled as he held one of the souvenirs.

“He’s the best about stuff like that, man,” Kelce said. “He’s always willing to go that extra mile to give somebody that happiness, that appreciation. You have no choice but to love the guy.

“I can’t fit in them, but they’ll definitely go up in the vault. I’ll save them forever.”



(Mecole Hardman)

## **Before this Chiefs rookie bought Mom a house, he nursed her through brain-tumor scare**

Brooke Pryor

July 28, 2019

KC Star

From the time he was a kid, Mecole Hardman promised his parents he'd buy them anything he could when he became a professional football player.

Houses, Range Rovers, anything and everything to show his appreciation for their support.

Hardman's first opportunity to fulfill that promise came when the Chiefs selected him with the No. 56 overall draft pick earlier this year.

Wooed by his speed and his prospects as a returner, the Chiefs traded up in the second round to nab the University of Georgia wide receiver..

Finally, Hardman had the resources to make a grand gesture.

Just a couple weeks before training camp he presented Danyell Hardman with the keys to a new home.

He announced his big purchase with a tweet and a video, one that now has over a million views on Twitter.

In his tweet, Mecole said it was his turn to take care of his mom now.

But the truth is Hardman started helping his mom long before he unveiled her new home.

Six years ago, doctors removed a tumor the size of an apple from Danyell's brain.

The pair had a close relationship before the tumor and the surgeries, but that ordeal formed an unbreakable bond between mother and son.



“That’s when he became a mama’s boy,” Danyell said. “Because he was never a mama’s boy. He was always up under his daddy. He was a daddy’s boy 24/7. I think after that, that’s when he really became a mama’s boy.”

## AN UNEXPECTED DIAGNOSIS

Danyell Hardman bent down to square her putter with the ball on a stretch of green turf in Greenville, South Carolina.

It was March 2013, and the family had traveled about an hour to celebrate Mecole’s 15th birthday with a couple rounds of putt-putt.

As she looked down to swing, Danyell felt something was wrong. She was overcome with dizziness, her sense of smell altered.

This was different from the headaches that had plagued her for the better part of two years, diagnosed by the doctors as chronic sinus infections.

“I think when you have headaches so long, you get used to the pain,” she said. “And that’s what happened. I got so accustomed to it that I just was dealing with it.”

The episode at the putt-putt course convinced her to see a doctor again. This time, the diagnosis wasn’t a sinus infection.

It was a meningioma, a rare, slow-growing benign tumor located near the middle of her head.

The first time it showed up on a CAT scan, Danyell’s tumor looked to be the size of a golf ball.

An MRI showed it might be a little bigger, changing the doctors’ initial plans to remove it through her nose.

But when surgeons opened Danyell’s head in May 2013, they were shocked at what they saw.

The tumor was the size of an apple, so large it was pushing her brain against the back of her skull.

“They’re not cancerous or anything, but they affect a lot of things, like your sight, sense of smell,” Danyell said. “The doctors didn’t think I’d be able to see again or smell again. It caused me to have a couple of seizures.”



The removal process took multiple surgeries, including one in July 2013 to replace the part of her skull removed in the initial surgery. She had to wait months for the swelling in her brain to go down to have the second surgery. Mecole was right by her side, comforting his mom throughout the surgeries and keeping her company in the hospital.

“When you go through a situation like that, it’s kind of hard because you’re thinking about all the worst thing that can happen,” Mecole said. “It’s hard to think positive in situations like that. But all I remember, just hoping she’d get better and hope she’d be OK.”

The experience also led to Mecole choosing Georgia over other suitors to stay close to his mom.

“He did not want to leave,” Danyell said. “I think that put a different aspect of life to work harder for something when I went through all of that.”

Avoiding doctors’ worst fears about potential permanent damage to her senses, Danyell felt her recovery was speeding along.

She felt so good after the July skull surgery, she stopped taking her anti-seizure medication.

#### BECOMING A MAMA’S BOY

Danyell remembers waking up in an ambulance.

She had been driving back from Athens with her mother in the passenger’s seat after the July surgery when her thoughts became jumbled. Her sentences became nonsensical.

Then she got quiet.

Her hands gripped the steering wheel and her foot mashed the accelerator.

As their car swerved all over the winding road, Danyell’s mother tried desperately to pry her daughter’s hands off the steering wheel. When she couldn’t wrestle the wheel away, she prayed.

When Danyell’s mom looked up, the car was on the side of the road with an ambulance behind it.



Danyell doesn't remember anything after her thoughts started to run together, and it wasn't until recently that her mom told her the full story of that afternoon.

"I didn't know who I was for a while, about six hours or so," Danyell said, describing waking up in the ambulance.

She found out later that she had suffered a seizure, one that occurred partly because she stopped taking her medication. Doctors told her to stop driving for three months while her brain continued to heal.

That's when Mecole, new to driving, took over as his mom's chauffeur.

With his siblings off at school and living across the country, Mecole became his mom's go-to helper. He took her to the grocery store, to work and all over town to run errands.

"He helped out a lot," Danyell said. "He really did because he was really the only one that was here."

Their arrangement was beneficial for both son and mother. He got driving experience and someone to talk to, and she had a way to get where she needed to go.

"Driving her around, she had to listen to me a lot," Mecole said. "It was fun being the bigger person in the situation. I had no problem with it."

The pair were close before Mecole drove Danyell around, but this strengthened their bond even more.

## A NEW HOME FOR THE HARDMANS

The family started looking at new houses around the time Mecole decided he wouldn't return to Georgia for another year.

With 950 receiving yards, 14 total touchdowns and a handful of All-America honors for his kick-return abilities, Hardman was ready to make the jump to the NFL after his junior season.

The first time Mecole's parents toured their new house, there was another family there looking around, too. They assumed it would be off the market before they could make an offer, so they moved on.



But weeks later, Mecole Sr. told his wife that was their house. He just had a feeling.

So the couple called the real estate agent back. The house hadn't been purchased. They took another tour, and the couple agreed it was perfect for their family.

Then Mecole told his mom he wanted to wait until his second contract to buy the house and would instead upgrade their family home, doing things like replacing the old carpet.

But that was just to throw her off the scent.

Danyell didn't know that behind the scenes, Mecole was purchasing the home and arranging a major surprise for his mom.

Shortly before he reported for camp, Mecole loaded his family into a van and told his mom they were going bowling. Just before they reached the house, he slipped a blindfold over her eyes.

Not only did Hardman gift his mom the house, he also had another surprise for his dad delivered to the Hardmans' new home: a 2019 black Dodge Challenger with customized red leather seats.

"That's just been something that he's always wanted to do as a kid," Danyell said. "To show his mom and dad that he appreciates everything they've done for him."



(Mecole Hardman)

## **Chiefs rookie Mecole Hardman is more than a football player to special needs community**

Brooke Pryor

June 27, 2019

KC Star

Chrystal Thomas was never surprised when she saw Mecole Hardman free her students from the wires and tubes that tethered them to a mostly sedentary existence.

It didn't surprise her to see Hardman ease into one of her classroom's rocking chairs and pull one of her students up with him.

She smiles now, retelling the stories of those little moments.

Few students at Elbert County Middle School have interacted with her special needs students with such ease and confidence.

But Hardman was a natural, displaying his gift for working with the special needs community since he began escorting them at the county's yearly pageant as a sixth grader.

Hardman is a lot of things to a lot of people.

Son, brother, football star, wide receiver, Chiefs second-round draft pick.

To the special needs students in Elbert County, Georgia, though, Mecole Hardman is just their friend.

Through his work with Friends Helping Friends, a local organization that partners students with their special needs counterparts, Hardman has formed a lifelong bond with a group of people who don't care that he became the Chiefs' first draft pick a couple months ago. Or that he can fly, with a 4.33-second time in the 40-yard dash. Or that he'll be sharing a field with the NFL MVP this fall.



They care that he cares about them. That he spent nearly all of his free afternoons with them, rocking them in rocking chairs or going with them on field trips to Turner Field and the Fox Theater.

While most people define Hardman for what he can do on a field, the special needs community in Elbert County knows him best for what he does off of it — and that's what matters most.

“Those kids, they don't see me as Mecole the football guy: ‘Oh, he's in the league,’ or, ‘He's doing good,’” Hardman said. “They just see me as Mecole, the loving guy. They just see me for me, as myself.”

#### KENDRA AND BEKKAH

Falling in love with Kendra Turman was easy.

A girl about Hardman's age with a big smile and a word for everyone, Kendra was a magnetic personality in Thomas' class for students with moderate disabilities at Elbert County Middle School.

The two became fast friends, and it didn't take long for Kendra to develop her own term of endearment for Hardman: ‘fiancee.’

A mashup of friend and fiancée, the term elicited a big smile from Hardman as he talked about her.

“We always have a little game,” Hardman said. “She'd be like talking to other people, so I'd be like, ‘So you're cheating on me right now?’ She's like ‘Nooo, not cheating on you.’ It's all love.”

His friendship and work with Turman made Hardman even more passionate about working with those with special needs.

“She was like my baby,” Hardman said. “When I started falling in love with her, I started falling in love with all the kids. That's when I really started taking it seriously.”

Through his friendship with Kendra and the other kids in Thomas' class, Hardman was forced to grow up and mature in ways he never could have predicted.



In eighth grade, Kendra's best friend, Bekkah, died unexpectedly. A social butterfly like Kendra, the young woman with Down syndrome passed during the middle of a school day.

Just like that, she was gone.

Though he didn't want to go, Hardman attended the memorial service with the rest of the class.

Danyell Hardman saw something change in her son that day.

"He took that pretty hard," Hardman's mom said. "We took the kids to the funeral home to visit and that did something to him because he was so close to them.

"He didn't really say it, but you could see it on his face. He just wanted to go and support the other kids."

A couple years later, Hardman's life was shaken by another serious situation, this one involving Kendra.

Visiting hospitals made Hardman uneasy, and he tried to avoid them at all costs. But all that changed when his friend was admitted.

Hardman made the hour and a half journey south to visit her at the Augusta, Georgia facility one afternoon, mentally preparing the whole way to see a depleted version of his friend. She hadn't opened her eyes in days and was nearly motionless in the hospital bed.

But when Hardman walked in the room, Kendra opened her eyes and smiled. She sat up in the bed. These things were crucial steps toward her eventual recovery.

"She was trying to give up," said Traci Montgomery, Kendra's mom. "But with him being there, coming to see her and all the other kids that came with him, it meant a lot. Because that meant she was trying to fight to see him. It really meant a lot to me."

'THIS GUY, HE'S JUST DIFFERENT'

Hardman's gift for working with special needs students was apparent even during his earliest days at Elbert County Middle School.



Thomas saw Hardman and the way he interacted with her students, always making time to talk with them or make them laugh.

The official Friends Helping Friends Club was in its infancy at the high school, and a middle school branch was available to eighth graders. Though Hardman was only in sixth grade, Thomas knew he needed to be involved. So she went to Sandy Adams, one of the club's founders, and made her case.

"This guy, he's just different," Adams remembers Thomas telling her. "He wants to be involved with our kids. He's a super athlete. He's a great role model."

That spring, Hardman volunteered with the annual pageant, escorting some of Thomas' students and hanging out with them in the classroom while they waited for their turn to strut their stuff in the school's auditorium.

"We never do that," Adams said of allowing sixth graders to volunteer with the special needs class. "But he was an exception: He has so much energy. You can tell when our children with special needs love someone, trust someone. When they walk in the room, their eyes light up, their hands go up, they reach for them, they want to be around them."

"Mecole is that person. It started around sixth grade, and it has not stopped."

After that year, Hardman became more and more involved with the club. He became Thomas' official classroom helper in the eighth grade and was even named an officer of the club once he reached high school.

"A lot of the other guys would say, 'Oh the kids don't want us, they just want Mecole. He's a football star,'" Thomas said. "And we were like, 'No, they don't know he's a football star.' He's just a guy that comes in and plays with them no matter what. That was just his personality."

As demanding as his football schedule was, he always made time to volunteer with the students. He attended plays with them at Atlanta's Fox Theater and went along to Braves games. Even as he moved on to Georgia for his college career, Hardman made sure a stop at the Friends Helping Friends camps was included in his summer plans.

And if he couldn't get to a camp, he still stopped by the schools to see his friends.



“He was one of the ones who stood out from everybody else,” Adams said, “because he wanted to participate in absolutely everything that we did because he truly loved the kids.”

#### A ‘TRUE FRIEND’

During Hardman’s freshman season at Elbert County High, a couple members of Thomas’ class attended one of his football games.

They sat in the stands with a homemade sign that proudly proclaimed, “No. 4, We love our boy in blue!”

He stayed late afterward, making sure he took pictures with everyone who came to support him — including his group of friends.

The game was important, but this, *this* was more important than any outcome on the field.

That moment, and all the moments Hardman spent with Friends Helping Friends, remains close to his heart. Those experiences ground him as his life lurches forward at breakneck speed and give him a perspective not many 21-year-olds possess.

“I think we’re so spoiled that it actually makes you look at it and be like, all right, I need to be thankful for what I’ve got,” Hardman said. “I like to give back to them, and I fall in love with them every time I see them. It’s always smiles. I never have a bad day with them. Even when they bad, it’s always good to be with them and I love to be around them.”

As the Chiefs’ first selection of the 2019 NFL Draft, Hardman enters his professional career with a mountain of expectations to climb.

He’s expected to be a key member of a high-powered offense and a game-changing special teams unit.

So many people want him, need him to be so many things.

But the label that matters most to him is the one assigned by the kids in Elbert County.

“Our kids don’t understand who Mecole has become,” Adams said. “They know who Mecole is, and always has been, to them, which is their friend.

“Their true friend.”



(Anthony Hitchens)

## **Chiefs linebacker Anthony Hitchens shaped by life-altering decision made as a youth**

Lynn Worthy

September 22, 2018

KC Star

For the record, Anthony Hitchens is not a robot. That needs to be stated for clarity's sake. Listen to enough of the praise from folks who admire the Chiefs linebacker's play, and you'll start to wonder if he came out of lab, a hybrid construction of flesh, nuts, bolts and the mental aptitude of a defensive coordinator designed and programmed to make tackles.

All football, all the time. Single-minded focus and intense preparation. That's the Hitchens most have heard about. Make no mistake, he's certainly driven and detail-oriented. That all shows up in his approach to the game — the copious note taking, constant film study and work ethic as well as a knack for raising the level of players around him.

There's more to Hitchens than that, however, and those traits didn't just develop when he put on pads. The game merely serves as the venue to display those elements of his personality. Football also provides the connective tissue for many of the people who helped foster and nurture him.

In particular, the game served as one of the initial bonds between Hitchens and an Ohio family that took him in when he was 12 and raised him as one of its own. Those people provided the structure Hitchens instinctively knew he coveted, but just hadn't previously experienced. Now, the 6-foot tall, 235-pound brick of a human being and fifth-year pro leans on those lessons daily.

"For me to get me through every day and every season and keep pushing to be a better player, it's just the way I got here," Hitchens said. "It was not a straight road. Obviously, it wasn't a straight road for a lot of people in all type of businesses.

"But just moving to another situation, getting to high school and almost breaking my back my (sophomore) year, then going to Iowa and playing safety, switching to running back and then



switching to linebacker — it's just like whenever I get in hard times, I just think about everything I did to get here. I think I got that discipline installed in me growing up."

## THE ANDERSONS

Amy Anderson first remembers being aware of Anthony Hitchens during a visit to her son Zach's school in Lorain, Ohio. She'd been in the sixth-grade classroom and noticed a young man practically jumping off the walls. She turned to a teacher with the question, "Who is that kid?"

Zach and Anthony became best friends. When they started playing football, they were even more of a tandem with Zach at quarterback and Anthony at running back as the Emmitt Smith to Zach's Troy Aikman.

One Sunday, Zach invited Anthony to hang out and watch football. Anthony hopped on his bicycle and pedaled about a mile or two past the Andersons' home. After he backtracked and found the house, he ended up spending the night for the first of many times.

Amy regularly drove some of the boys home after football practice, and she noticed from time to time that Anthony was missing from the group. When she asked why, the other boys told her Anthony didn't show up for school that day.

Amy made it a point to invite Anthony to stay over at their house the next time she drove the boys home. Gradually, he began spending the night regularly during the school year. Anthony and Zach enjoyed hanging out together, and having Anthony in the house allowed Amy to be sure he'd get to school the following day.

"As parents, we just looked out for each other's kids," Amy said. "It wasn't in particular Anthony I was looking out for. There were parents that looked out for my kids. It's just a close-knit community. You got to know the kids your kids hung out with."

Amy and her husband, Brad, both knew Hitchens' mother, Norma. Brad had been a classmate and they both worked for a non-profit called the Neighborhood Alliance, which provided a childcare center, delivered hot meals to seniors, operated a shelter and senior center as well as worked to help homeless people find housing.



Without Hitchens' father, who was in prison and never involved in Anthony's life, Norma worked to support seven children in what Brad Anderson portrays as daunting and potentially discouraging circumstances in their small community about 30 miles outside of Cleveland.

Brad Anderson played high school football as a lineman but started working in a steel mill right after graduation. Other teammates ended up in trouble with the law.

"That's what they've been raised and shown to do" he said. "Anthony knew. It's kind of hard to believe that a kid 10 years old knew that he didn't want that lifestyle."

#### PART OF THE FAMILY

Brad and Amy Anderson discussed having four children when they were newlyweds. Amy said it was more Brad who insisted on that number more than she.

After Zach, they had just one more biological son, Chad, who's three years younger. Around the time Zach was in junior high, Brad and Amy became the legal guardians of a boy a few months older than Zach and Anthony named James Washington.

The summer going into the eighth-grade year for Anthony and Zach (James was going to be a freshman in high school), the boys appeared poised to be split up because Anthony's mom needed to move to an area where she could get subsidized housing. That meant he would go to Lorain High instead of Clearview High with his friends.

Mature beyond his years, Hitchens knew that the smaller high school, surrounded by his friends and under the supervision of the Andersons, would benefit him in the long run.

At the time, Hitchens wasn't thinking about football. Looking back, he likely would've gotten more attention if he'd played at Lorain, which faced more highly regarded competition. It had more than 1,700 students enrolled while Clearview had fewer than 500.

"I wanted to go to college," Hitchens said. "My best friend at the time was going to that school. I wanted to be close to him, and it was just living situations. My mom was on Section 8, living in a worse part of town than the other. Then she had to move even farther away because they didn't have Section 8 in the school district. It was better for me."

Moving in with the Andersons just made so much sense to Hitchens that he still speaks matter-of-factly as he recounts how a 12-year-old made a life-altering decision.



Amy Anderson said that had she had a daughter instead of two boys, she might have been hesitant to bring two boys into their house, but she and her husband hardly discussed Hitchens moving in permanently.

“We’d seen a young kid that was looking for a way out and just wanted to make something of himself,” Brad Anderson said. “That was the honest to God’s truth. Me and my wife, that’s what we talked about.”

Hitchens and Washington are black and the Andersons are white, but Amy insists she never heard any comments about the race of her boys. Both sides of their family treated all four the same, and the school never put up any roadblocks for her advocating for Washington or Hitchens as any parent might.

Amy Anderson recalled one year getting school clothes for all the boys and Hitchens asked why she did all the same things for him and Washington that she did for her biological children. Without a thought, Amy replied, “Because you’re our kids too.”

The Andersons never legally adopted Hitchens, and he remains close with his mother and bears her name in a tattoo on his left arm. But he also refers to Amy as his mother, Brad his father and Zach, Chad and Washington as his brothers.

At first, the four boys all slept in one room on a pair of bunk beds. Eventually, the Andersons added a living room, another bedroom, and a laundry room onto what was a modest two-bedroom home.

“A lot of people around here would say it’s amazing what you guys did for those boys and this and that,” Brad Anderson said. “... I always told (those people) they found us. This is how it was meant to be. Those boys meant as much to our family as we did to them.”

## STRUCTURE

Living with the Andersons came with some marked differences for Hitchens. Where he’d been largely independent and before, the Andersons ran a tight-yet-loving ship.

Amy Anderson required all the kids to do their homework when they got home before doing anything else. She’d been an active parent in school activities, and Brad Anderson grew up with several of the football coaches. Any missteps or transgressions — talk back to a teacher or a



coach, skip a class, go to a party without permission — got back to the Andersons by the time the boys got home and they could expect to be grounded, lectured, punished or all of the above.

“If we couldn’t get away with it at school, there’s no way we’re getting away with it at home,” Hitchens said. “They’re a very disciplined group. I’ve been in a household where there’s just my mom, and sometimes she don’t see everything. You can get away with some stuff. When there’s two, one or the other is going to find out.”

One early incident that let Hitchens know it was different came when he left one weekend and said he was staying with mother. The next day, Amy called Norma and realized her son didn’t sleep there. He stayed with a cousin instead.

After a tearful Amy finally tracked Hitchens down and brought him home, Brad read him the riot act and boiled the message down to this: “Listen, the lifestyle of you just going and doing as you wanted to before is over.”

From that point on, Hitchens embraced the discipline the Andersons provided. In certain regards it stoked the already extraordinary attention to detail coaches now rave about.

Even as a youth, Hitchens wanted certain things done “just so,” as Brad and Amy describe it. His and Chad’s room had to be kept a certain way, his clothes folded just right, his homework double- and triple-checked. He heeded the Andersons’ message about academics: that the letter grade he received wasn’t as important as whether he’d put in all the work possible.

“He’s always been a hard worker,” Amy Anderson said. “He doesn’t want to leave anything on the field in anything that he does.”

## EXCELLING ON THE FIELD

A varsity athlete in football, basketball and track, Anthony Hitchens left a lasting mark on Clearview football program. He’s still the only Clearview player to play in an NFL game.

He set program records for scoring and rushing yards. The play in which he became the career leading scorer was the result of a throw that made Zach Anderson the career passing leader.

“As a freshman he was quiet, yet he was one of those guys that everybody just levitated to because he got along with everyone,” Clearview’s offensive coordinator Don Collier said of



Hitchens. “He made everybody feel important even as a freshman and all the way up until a senior.”

Collier ran the scout team when Anderson and Hitchens were freshmen and Washington a sophomore. Collier, who played offensive line as a teammate of Brad Anderson in high school, admits having been harder on them — with Brad’s blessing — than the other boys.

“We demanded a little bit more of them only because they expected to be great too, and they were coachable and they wanted to be coached,” Collier said. “We pushed them maybe a little bit harder.”

After giving fits to the varsity defense, Hitchens went up to varsity by midway through his freshman year. He broke a long touchdown run the second time he touched the ball, and he went on to rush for 3,864 career yards and 52 touchdowns.

Those numbers were compiled despite him spending the first five games of his sophomore season in a back brace because of a chipped vertebrae.

Initially thought to be out the entire season, Hitchens got a second opinion in order to return to the field that season. Clearview ran off five straight wins and went undefeated in conference play the following season with Hitchens at running back and linebacker.

He earned first-team all-conference, all-county and all-state honors as a junior and senior.

“He was always the hardest-working guy in the weight room, in film, on the practice field. He wouldn’t let anybody outwork him,” Collier said.

Hitchens went on to the University of Iowa, where he moved from safety to running back before ultimately putting on weight and taking over the starting weakside linebacker job as a junior. He earned All-Big Ten honors in each of his last two seasons, and he led the conference with 124 tackles in 2012.

The Dallas Cowboys selected Hitchens with the 119th overall pick in the 2014 NFL Draft, and he started 48 of the 60 games he played before signing with the Chiefs this offseason as a free agent.



## A LEADER IN KC

The Chiefs raved in training camp about Hitchens' work ethic and professionalism. General manager Brett Veach viewed Hitchens as a catalyst for their attempts to transform the defense.

So far Hitchens has made the team look prescient. Through two weeks, the Chiefs are 2-0 and Hitchens ranks second in the NFL in tackles (26) behind only Indianapolis' Darius Leonard (28). Hitchens came up with one of the biggest tackles during the season opener against the Los Angeles Chargers when he diagnosed and snuffed out a screen pass, halting a potential rally.

"He studies football around the clock," Chiefs defensive coordinator Bob Sutton said. "He knows what we're doing very well, and he knows a lot about the opponent. He really works at that part of the game. It carries over, and he's a gritty competitor and I think our other players feed off him from that standpoint, the way he approaches the game."

Hitchens and inside linebacker Reggie Ragland have taken on a leadership role in the center of the Chiefs defense. They played the role of pied pipers of the linebacker unit, getting the group to spend time together off the field and outside the meeting room for dinners and movies.

Having been a [former teammate of cornerback Orlando Scandrick](#) in Dallas, Hitchens helped recruit Scandrick when he became a free agent during training camp. Despite having still been new to the organization himself, Hitchens also helped Scandrick acclimate to the Chiefs.

Ragland said this week that Hitchens has put pressure on him to play better.

"He is really smart," Ragland said. "He sees the game at another level. While we are out there, he's telling everyone the play that is coming up. I like playing with him. ..."

"I know the last couple of weeks I haven't had good weeks, in my opinion. He is making me work hard and become a better player, watching film and all of that. I have to step it up and play better beside him."

Hitchens already seems to be rubbing off on the Chiefs the way the Andersons rubbed off on him.



(Darwin Thompson)

## **‘A perfect situation for me’: Sixth-round pick Darwin Thompson’s versatility makes him a good fit in Chiefs’ offense**

Nate Taylor

May 3, 2019

The Athletic

KANSAS CITY, Mo. — Think of Darwin Thompson as a compact rock with a football.

Thompson is a different type of running back for the Kansas City Chiefs, a style of runner they haven’t had the past few seasons. Listed at 5-foot-8 and 200 pounds, Thompson could be a multi-dimensional playmaker used in a number of ways: as a conventional between-the-tackles back, a matchup advantage in space on the perimeter, a return man on special teams or another gadget player for coach Andy Reid.

Entering last week’s NFL Draft, the Chiefs wanted to select a running back. General manager Brett Veach waited until the sixth round (214th pick) to select the Utah State product. On the initial assessment, Thompson fits many of Reid’s and Veach’s requirements. He protects the ball — he had zero fumbles last season at Utah State — and can be an additional receiver out of the backfield, which Reid values. For Veach, Thompson is a determined prospect who has always demonstrated his talents when given the opportunity.

When Thompson received a phone call from the Chiefs on Saturday saying the team had picked him, he couldn’t believe his professional career will start with Reid, the league’s reigning MVP in quarterback Patrick Mahomes and an offense that last season scored the most points in franchise history.

“It’s a perfect situation for me, my family, just the offense, everything,” Thompson said. “It’s a perfect fit. I’m a versatile player. I can be plugged anywhere. I’m blessed with this position.”

At Utah State, Thompson’s play was undeniable. He recorded 1,044 rushing yards on just 153 attempts for an impressive 6.8 yards-per-carry average. He also flashed as a route runner in gaining 351 receiving yards on 23 receptions. In only one season at Utah State, Thompson scored 16 total touchdowns, and his production was consistent throughout the team’s 13 games.

“He is a big-play threat,” said Trey Koziol, one of the Chiefs’ national scouts. “It is a little bit different than what we had (at running back last season), so it gives us a bit of a different dimension in terms of the passing game and guys who can operate in space, too.”

Thompson will get his first glimpse of Reid’s vast playbook this weekend when the Chiefs hold their three-day rookie minicamp.

He’s eager to learn after he met with the coaching staff during a predraft visit last month. Whether talking about the position with assistant coach Deland McCullough or getting motivational advice from offensive coordinator Eric Bieniemy, Thompson was able to identify himself with Reid’s staff for one reason: He believes they are all fighters.



"I can see myself growing (in Kansas City)," Thompson said. "They're going to push me to grow, not only as a football player but as a man. Once I saw that, it really blew me away how much I related to those guys."

"All my life, I've been the underdog. In this situation, I'm just coming in with a bigger chip on my shoulder."

Before his unconventional college career, Thompson was a valuable contributor at Jenks (Okla.) High School. As a senior, Thompson recorded 942 rushing yards and 10 touchdowns to help the Trojans win the Class 6A-1 state championship. But his offers were limited.

So Thompson went to Northeastern Oklahoma A&M, a junior college in Miami, Okla., where he was redshirted his first year. In two seasons at Northeastern Oklahoma A&M, Thompson scored 17 touchdowns, distinguishing himself as one of the best offensive players in the country.

Koziol was intrigued when he learned Thompson was transferring to Utah State. Koziol, before his promotion last year, was a West Coast scout who built relationships with Utah State's coaching staff. In his year-long evaluation, Koziol watched how dedicated Thompson was to his craft in his final collegiate year. Koziol said Thompson, who is close to graduating, loved three things while at Utah State: football, his academics and his teammates.

"This is an outstanding person," Koziol said. "This is a really, really driven kid. He's a guy who's really had to earn everything. I think those are the kind of guys you like having because he's on a mission to succeed."

At Utah State's pro day in March, Thompson ran his 40-yard dash in 4.50 seconds. He bench-pressed 225 pounds 28 times, an exceptional feat which led all of the prospects from the pro day.

"He's not the biggest guy, but he's rocked up," Veach said of Thompson earlier this week in a teleconference. "He looks like a bodybuilder with his shirt off. He has great contact balance, yards after contact, for a small guy. It's really remarkable to see him always keep that ball forward, and he's always finishing runs moving forward. He is tough, he can do some things out of the backfield, and I think Coach Reid and the offensive staff are going to have a lot of fun with him."

Contrary to other teams, Veach said he and his staff had Thompson graded as a higher prospect on their value board than a sixth-round selection. The Chiefs were optimistic they could gain a valuable prospect late in the draft, but Veach took a calculated gamble with the team's two picks in the sixth round. With the 201st pick, the Chiefs selected Rashad Fenton, a solid cornerback from South Carolina who can add depth to a thin position group.

After selecting Fenton, Veach said he called several teams between the 201st pick and the 214th pick to offer a trade that would allow the Chiefs to move up to select Thompson. A deal was never reached, but Veach said the Chiefs benefited in another way.

"I was looking at all these teams, and they'd taken a running back earlier in the draft, so I was like, 'I think we might be OK here,'" Veach said. "He's a really exciting player. That was the guy our eyes immediately went to. Again, surprisingly very good in between the tackles."

When asked to compare Thompson to a proven veteran, Veach chose Dion Lewis, the 5-foot-8, 195-pound back for the Tennessee Titans. Thompson said he emulated the running style of Atlanta Falcons running back Devonta Freeman, who is 5-foot-8 and 206 pounds.

The Chiefs will be thrilled if Thompson can have a career similar to Lewis or Freeman. When training camp begins in July, Thompson will learn from veterans in Damien Williams, Carlos



Hyde and second-year player Darrel Williams. As a player selected in the sixth round, Thompson felt his introduction into the NFL is somewhat familiar to his start in college. He plans to run the ball with low pads, to evade the first defender, to excel in any role, to build chemistry with Mahomes and to be the next successful small skill player under Reid.

He wants to improve his reputation from being an underrated prospect to a valuable offensive weapon at the sport's highest level.

"I'm not a vocal leader," he said. "I lead by example. So from this point forward, there's not much I will say about it. But I'll prove my worth."



(Patrick Mahomes)

## **Good sleep and this personal trainer have helped make a ‘Greek god’ of Patrick Mahomes**

Vahe Gregorian

August 19, 2019

KC Star

Surrounded by jubilant family members and friends that night in 2017 when the Chiefs traded up to select him 10th overall in the NFL Draft, amid learning details of his flight to Kansas City the next morning for the first day of the rest of his life, Patrick Mahomes might have succumbed to distraction.

Instead, he sought out Bobby Stroupe, the personal trainer with whom he began working out in fourth grade.

Fretting he might miss a few days of workouts, Mahomes wanted to get one in around 6 a.m. before flying. The idea was so ridiculous that Stroupe tried to talk him out of it.

But ...

“Nah,” Stroupe said, “we went to work.”

The snapshot is revealing in more ways than you might guess, a clash of two of Mahomes’ characteristics that Stroupe believes make all else possible: a voracious devotion to work and ... ardent dedication to sleep.

“I want the headline to be that he is the most prolific sleeper in the world,” Stroupe said, laughing. “Undisputed.”

So, yes, at least in one way you, too, can be like Patrick Mahomes, who smiled at the topic and said, “I like to sleep, for sure.”

But while Stroupe might jokingly call him a “sloth,” more seriously he said the habit is his No. 1 performance-enhancer because of the regeneration, mental health, alertness and stability it helps provide.



“I mean, how much anxiety do you sense from Patrick?” said Stroupe, whose business currently supports more than 100 athletes in the NFL and Major League Baseball.

And beyond the odd conflicts here and there, such as in the immediate aftermath of being drafted by the Chiefs when the compulsion to work exceeded the sleep doctrine, prioritizing rest also is the underpinning of his capacity for everything else.

That in turn is part of a distinct change in Mahomes’ physical stature as the reigning NFL Most Valuable Player enters his second season as a starter.

Kindled by approximately 72 personalized workouts with Stroupe at his APEC training center in Ft. Worth between the end of the season and the Chiefs’ offseason program, Mahomes entered camp in St. Joseph somewhat more sculpted than a year ago.

By Stroupe’s measure, Mahomes arrived at about 227 pounds, down eight from 2018, and with approximately 11.5% body fat. Mahomes left camp last year with 12% body fat, and Stroupe believes he’ll be about 9.5% this time around.

In addition to Chiefs’ staff, Stroupe figures Mahomes has had some support in the cause from longtime girlfriend Brittany Matthews, trained by Stroupe during a sterling soccer career and now a personal trainer herself.

The result has him looking like “a Greek god,” said Adam Cook, Mahomes’ coach at Whitehouse High.

The more statuesque figure has its purpose.

“Last year, the focus was movement; we wanted him to be a more dynamic mover and be more difficult to catch. And it really worked well,” Stroupe said.

But Mahomes nonetheless took a lot of hits as the season went on, giving Stroupe a glimpse of the way teams might approach Mahomes in the future.

When he met with Mahomes shortly after the season ended with the 37-31 overtime loss to New England in the AFC Championship Game, they talked over the need to put on muscle for the kind of increased and intensified contact he figures to get.

As he has for years, Mahomes bought in.



Speaking generally about working with Stroupe, Mahomes said the reason he's still with him after all this time is the contouring of the training and trust that comes with it. He knows his personality and knows how he plays the game.

"He puts me in positions that I'm going to be in throughout the game," Mahomes said. "He actually watches the tape and sees exactly how I watch the game, so it's not just training that's for everyone — it's training that's specifically for me.

"And he likes to put me in positions that he knows that I don't like and that I have to figure out ways to get out of. ... (And) he stays on me. I think that's another big thing."

The result, Stroupe believes, is more upper-body mass without losing mobility and flexibility.

"I dare say he's going to display more power," he said. "He's going to be a more robust athlete."

If anyone could track that, it would be Stroupe, who first encountered Mahomes when his father, Pat Sr., was working to make a comeback in baseball.

Since he was typically working with groups of athletes, his first distinct memories of the younger Mahomes are a few years later as his work ethic and arm strength became impossible to miss

"He's worked hard for that arm; it hasn't always just been a second-nature thing," said Stroupe, noting the elder Mahomes had more of a track and field type body than the "reverse centaur" he considers his son. "There's genetic influence from his father, no question, but their body types are so different that it's expressed in a completely different way."

Stroupe's way is focused on movement, which has further cultivated some of Mahomes' natural dynamism.

The regimens over the years help explain why Mahomes' arm can "display power from angles we've never seen before," as Stroupe put it. And why he looks so fluid amid chaos.

"The best way I would describe his physical ability is he's comfortable in uncomfortable positions and he's very comfortable in uncomfortable situations," he said. "And that's something that he's trained, we've trained that way, but he's also gifted that way."



Part of Mahomes' gift is what Stroupe calls amazing "problem-solving" skills, and the most visible part of that is what you see in any given Chiefs game ... after Mahomes gets in the right state of mind.

While Stroupe doesn't specifically work with Mahomes on his pre-game routine, he encourages creativity and individuality in pre-game warmups towards optimal mental boxes to check.

Visualization of what's ahead and such actions as throwing the ball as far as he can, Stroupe said, "get him into what we would call a flow state, to where his body is in less of a conscious-type mode and more of an unconscious, parallel-type universe."

Kind of like sleeping helps him get in the right state of mind for everything else.

"How many people," Stroupe said, "can say that about the way they go to work each day?"

A work commitment, incidentally, that was no different this last summer than it was the night of the draft.

For all his well-documented adventures around the country, Stroupe said, Mahomes seldom if ever missed workouts. At times, that meant Stroupe connecting with him trainers he's known at various outposts.

"The MVP thing had no effect on his approach to the offseason," he said. "Which can't be common."

Like about everything else when it comes to Mahomes.



(LeSean McCoy)

## **LeSean McCoy finds his home with ‘Big Red’ and the Chiefs**

Brooke Pryor

September 2, 2019

KC Star

LeSean McCoy just wanted to go home.

To Philadelphia. Or to Andy Reid.

After two final years of tumult in Buffalo, he was searching for some kind of familiarity. The timing, though, never seemed to work.

But then Saturday morning he was cut by the Bills. And Reid was interested. So was Brett Veach, the man who convinced Reid to draft McCoy in the second round of the 2009 draft.

“We looked at the tape,” Reid said. “And I’ve known him for a long time obviously.

“There aren’t a lot of 31-year old running backs running around out there. He still has the great feet and vision.”

By Saturday night, McCoy was coming home.

“My last two years at Buffalo, I’ve had so many trade requests,” McCoy said. “Rumors every year. So I thought it would be with Coach Reid. This is when (Kareem) Hunt had just left — and then the Eagles.

“So I said ‘OK, I’m going home somewhere. Back home to Philadelphia or back home to Big Red. It’s going to happen.’”

And it did.

Monday morning the Chiefs officially announced the signing, and McCoy put a picture of his new No. 25 Chiefs jersey on his Instagram story, after procuring it from rookie Darwin Thompson — now No. 34.



McCoy, who signed a one-year deal worth up to \$4 million, had a handful of teams reach out to him after his Saturday morning release, but his familiarity with the Chiefs' front office and his relationship with Reid made Kansas City the easy choice.

"I thought this was probably the best fit for me," McCoy said. "You see the offense, I'm just trying to fit a small role. These guys are rolling. And to be a part of that, a great chance at a championship, to pick a team that you want to play for.

"I think the best part about it is Andy Reid. He's one of my favorite coaches of my NFL career. He's had me since I was what? 20 years old. Now I'm at 31. Had a long talk and Brett Veach, a guy that believed in me for years. This was the right fit."

McCoy flourished in Reid's system in Philadelphia, putting together a career-high 17 rushing touchdowns in 2011 and averaging 967 yards per season during their four-year partnership.

And in those four years, McCoy formed a relationship with Reid that's proved to be unbreakable, even as the two have moved on in their careers. It wasn't just what Reid did for McCoy's career on the field, it was also how he taught him.

It's why McCoy trusts Reid to help him evolve in the next phase of his decade-long career.

"I love Coach Reid," McCoy said. "The biggest thing for me is that he's always been honest, since Day 1. He'll shoot you straight. He's family, same way. As a coach, I've learned so much from him.

"Now, coming here, I'm sure he'll teach me different things. I'm an older player and I want to stretch my career out as long as possible. I want to be productive as well. I think just playing with him, the type of roles that he sets up, when you watch the tape of the offense and how they go up and down the field, the small plays, the big shots to utilize all the open space for his players. When you see that, you fall in love with that."



(Frank Clark)

## **Chiefs' Frank Clark spent part of his childhood homeless. It shapes his identity now**

Vahe Gregorian

September 15, 2019

KC Star

On the outskirts of Country Club Plaza on his way to the Chiefs' training facility for an introductory news conference on April 26, Frank Clark's gaze became riveted to a sight many of us either are oblivious to or consciously avoid seeing.

Passing what he recalled as a bridge by Brush Creek, his scan locked in on what he instinctively recognized as homeless people. Even en route to his first public appearance since the Chiefs had acquired the defensive end in a trade from Seattle, he had an urge to get out of the car.

"I know where to look; I understand where they are and what they do," he said during interviews with The Star on Thursday and Friday. "I have some pity."

More specifically, he also has the empathy you could only feel if you've ever lived not knowing where your next meal is coming from or where you'll sleep tonight, or doubting why you should have faith in the world.

"They might be on the edge of it, where they really don't want to be a part of this stuff (any) more," he said. "You get to a point where it's, 'Is life over for me? Is this the end?' "

Clark wondered that plenty as a child when he was in constant flux and distress as his single mother, Teneka Clark, contended with addiction and struggled for stability. That remains elusive for her even in the months since he signed a five-year, \$105 million contract.

But his agonizing past and reverence for his mother are part of a journey he appreciates deeply and figures makes him who he really is — for better or worse, he'll tell you.

Never mind that it's been a turbulent expedition that has featured Clark entering into troubles of his own and his father dying in a fire last year.



Along the way, Clark has come to feel his parents in his blood every day, apart from him as they are for different reasons, as he sets about what he sees as a mission to use football to provide for family that includes a young daughter, Phoenix.

In the process, he's also become immersed in what might be seen as a full-circle twist. Where once he grasped for the purpose of his life when he was trying to escape the streets, he now realizes this:

Some of his most meaningful purpose remains there.

All of which helps explain the thought he had coming off the practice field the other day.

Thinking of his mother and those who live in poverty and the Chiefs' fan base, Clark decided he wanted to bring homeless guests to the home opener next week against Baltimore.

Shortly after practice, he said, he turned to the team's community relations staff to present the thought.

Via the Chiefs, the idea morphed into reaching out to the [Women's Employment Network](#), which seeks to holistically support and empower women. Many are in tough financial straits, though clients are of all socio-economic groups, ranging from some who might be experiencing homelessness to those who have relocated here with their husband and want to network to many circumstances in between.

According to Ashley Williamson, WEN's community engagement manager, seven single mothers who have graduated from the program and 13 of their children are expected to be his guests for what Clark calls "a treat" that will include a limousine ride to the stadium, seats in a suite and a postgame meet and greet with him.

Williamson said she couldn't speak to whether any of the mothers had experienced homelessness. But she said all were in stable situations now and overjoyed by the opportunity.

"I'm so EXCITED I just want to scream!!! Thank you so much. I can't even think right now," one of the WEN clients who plans to attend with her children wrote the organization. "I was wanting (her kids) to go to Chiefs camp. I just didn't know how to go about it, and how much it costs. ...

"I can't wait to tell them!!!! I needed some happiness in my life, thank you so much."



## HEART FOR SINGLE MOMS

Clark knows the game will make for just a brief interlude in their lives. But single mothers are what he has a heart for, said Clark, who relished the idea of giving them a day when “they could kind of take it easy and not have to worry so much.”

Like he’s tried to do for his own mother some 20 years now.

From the time he was 6 after an eviction, she has reminded him, he tried to console her that everything would be alright as he absorbed her anguish while they stayed at the Union Rescue Mission in Los Angeles’ Skid Row.

That was around the beginning of a period of about four or five years when Clark was a virtual hostage to a cycle of drug addiction and violence and gangs and guns and death and depression and desperation all around him in the harsh Baldwin Village section of South L.A.

“I was growing up too fast for my own good,” he said.

Living from shelter to shelter to a motel to the streets to a shelter, he said, he learned to stand humbled in community showers and appreciate meals like peanut butter and syrup sandwiches.

“It’s almost like the real Hunger Games — the *real* Hunger Games,” he said, smiling. “You go into that survival mode where you do anything just to try to put some food in your belly, you know?”

He learned to scour the ground for money and go to libraries and hit the “return money” button on printers to gather up coins. He’d skip school to hustle, because he came to consider that essential for his mother and him even if it meant he would spend some time in juvenile detention.

His mindset became, well, screw everything else: “It’s about my mom and me. It’s only us.”

That was a double-edged razor, though.

“Her feeling like she had let me down ... that led me to try to do things to get money: I’m stealing, I’m doing all these different things,” he said. “(Because) if I’m the burden that’s making you sink into this, I don’t want to be the problem. I’m willing to go be in the streets if that’s what it takes.”



Sensing he was on a path to an early death, in 2003 she sent him to live with his father's side of the family in the Glenville neighborhood of Cleveland and didn't see him again until 10 years later.

(She didn't see him play professionally until five years ago in Oakland — something he thought about this week as the Chiefs prepared to play the Raiders on Sunday.)

The move, though, was “no escape for me,” Clark said. It was similarly tough turf, he said, and complicated by the up-and-down nature of his relationship with his father, Frank Clark III, before they came to bond.

(It was shattering for [Clark when his father was one of four family members to have died in a house fire last year](#). In a Tweet at the time, Clark called it “an arson fire.” [According to an ESPN.com report from Seattle in January, Clark said authorities told him it was accidental but said he still had questions](#). “Some stuff you can't deal with,” he said Friday, “but you just manage and try your best.”)

Chaotic as even the move to Cleveland was, it ultimately led Clark to the University of Michigan, Seattle and now to a life-changing contract.

Which comes with the realization that money can't cure everything.

“I'm spending my life right now trying to get my mom off the streets,” he said. “The paychecks can come, the money, the resources, etc., etc. But if you're still trapped in that place mentally, it's going to show. You're going to be trapped in that place.”

## AT PEACE WITH THE PAST

That period of homelessness wasn't the only time Clark felt trapped and feared for his future.

[In 2014 after an alleged altercation with his girlfriend in a Sandusky, Ohio, hotel, he was charged with first-degree misdemeanor domestic violence and assault and dismissed from the Michigan football team.](#)

He spent his three days in jail thinking “my life is over.”

He could only pray he'd get another chance.



And he did: The charges ultimately were reduced to fourth-degree persistent disorderly conduct, with Clark also completing a 25-week domestic violence course and paying court costs and fines.

Only months later, the Seahawks selected him in the second round of the 2015 NFL Draft. He's had no known legal issues since.

Still, he understands that the 2014 allegations preceded him here and even seemed to embrace addressing his past when he was introduced.

He spoke about having to learn to be a better person and a better man. He framed it as a pivot point of his life, something that could make or break you and that he believed made him “more understanding, more compassionate ... (and) my heart a little bigger.”

Maybe most of all, he emphasized being “real” and not sugarcoating or hiding anything.

“I (can) barely hide; it’s all out there,” he said, smiling and adding, “I know what (people) read. I know everything people see. And I know the perception people can have. And that’s easy, you know?”

“But I just feel like the hard part is getting to actually know somebody. I feel once everyone does, that they’ll understand me as a person.”

That’s an inherent challenge for most, because few can relate to his path. Some naturally won’t want to try, either.

The 2014 episode invites scrutiny and skepticism, but his story is a reminder that we’re all better served by listening to try to understand ... not just to reply or comment.

And that if we can’t hope for redemption and growth, what’s our purpose here, anyway?

“Now around here, we’ll be really rooting for No. 55; it’s not every day that somebody really understands,” said WEN’s Williamson, who hadn’t been aware of Clark’s 2014 arrest.

For all the personal challenges he knows may still be ahead, Clark says he knows one of his true purposes: to apply the unique experiences that make for a natural platform to continue helping the homeless as he did in Seattle, where he was [in concert with Pearl Jam’s efforts](#) and [working with the Union Gospel Mission](#).



“We aren’t bringing an end to the homeless crisis in Seattle,” he said in announcing the #GiveYourBest challenge last year, “but we are shedding a little bit of light on it.”

A light that shines more because of his ability to connect to a plight that remains deeply personal. Without elaborating on his mother’s current whereabouts or specific status, Clark said he’d see her every day if he could. Instead, he sees her only “whenever she wants to see me — not when I want to see her.”

You might not be able to contact her, he says, but he knows how.

Truly reaching her, though, is another matter.

“I’m constantly working just to put her in a better place,” he said, “so I can be 100 percent happy in life.”



(Dustin Colquitt)

## **Even as Chiefs' Maytag Repairman, punter Dustin Colquitt is integral to franchise**

Vahe Gregorian

September 19, 2019

KC Star

If the Chiefs beat Baltimore on Sunday at Arrowhead Stadium, coach Andy Reid will move past former Pittsburgh Steelers coach Chuck Noll into sixth place on the career NFL wins list (210).

Win or lose, figure on quarterback Patrick Mahomes extending his weekly streak of stupefying deeds and record-wrecking feats.

More subtly, punter Dustin Colquitt will play in his 225th game as a Chief to surpass Pro Football Hall of Famer Will Shields as the man to appear in more games than anyone in franchise history.

Cue the obligatory jokes about Colquitt being the Chiefs' version of the Maytag Repairman, who became a cultural icon for the ad portraying him as seldom being needed.

A year ago, in Mahomes' first full season as a starter, Colquitt punted 20 times fewer (45) than he ever had before and has been called on in that role just 56 times in Mahomes' 19 career regular-season starts.

Put another way: Since Mahomes started his first game in the 2017 regular-season finale at Denver, Colquitt has been on the field in his capacity as a holder for field goals and extra points 113 times — more than twice as many times as he's punted.

"It sort of taints that (record) thing if you don't ever get to kick," Shields said, laughing, by telephone on Wednesday.

He jests because he loves, more seriously saying that the record is "awesome" and an important "next mile-marker" that will be hard to match.



And we tease because we love him, too.

Because the Chiefs' 37-year-old elder statesman isn't just a heck of a punter who owns the team record for punts landed inside the 20-yard line (442).

He's an infinite gift to the team, fans, broader community and media — so much so that my colleague Sam Mellinger likes to joke that Colquitt has earned some double bylines.

It's testimony to Colquitt's grace and selflessness that when he was asked about the record Wednesday, his first burst of words was about Shields, his teammate for two seasons and whose signed jersey adorns Colquitt's basement.

The guard "was an every-down-except-a-fourth-down-guy; I'm a fourth-down guy," Colquitt said.

(As such, in contrast to Shield's pre-game preparations to unleash a storm, Colquitt mellows out to Jimmy Buffet. He's particularly partial to "Son of a Son of a Sailor" in tribute to the family history of punters, including his grandfather, father and brother Britton of the Cleveland Browns.)

His wit, wisdom and eloquence, the nurturing and charitable nature that have made him a [two-time Chiefs Walter Payton NFL Man of the Year nominee who says his Christian faith guides him "to love and serve."](#) make him one of the most respected men in the locker room.

"A great mentor," said Mahomes, saying Colquitt embodies doing things the right way and "has a tip for everything."

Coming from a guy Shields calls "the last man standing" from a turbulent era, his presence includes meaningful perspective on where the Chiefs are now as a perennial playoff team and legitimate Super Bowl contender in their seventh season under Reid.

Colquitt remembers speaking with his father, Craig, the former NFL punter, when it became apparent amid the 2-14 season in 2012 that the Chiefs were about to make another coaching change and bring in the fifth head coach he'd known since joining the team in 2005.

He fretted about the possibility he'd have to leave so much that made him feel at home here: the people, the organization, the Hunt family, the city where his five children were born.

When it appeared Reid might be the Chiefs' next coach, though, Colquitt said his mind was blown by the heartening possibility. The reality was even better.



When Reid arrived, Colquitt was working out for the Pro Bowl in the Chiefs' indoor facility when he was told Reid wanted to see him. But only after he finished his workout, which in hindsight he found telling about Reid: Work was the priority.

When they met in Reid's office, [Colquitt recently recalled for Sam's column about how Reid changed the culture](#) here, Reid asked him, "Are you done with this city? Or are you just done with what's transpired over the last four years?"

When Colquitt told Reid he didn't want to start over elsewhere, Reid said, "You don't have to. We want you here."

A few weeks later, Colquitt was signed to a five-year, \$18.75 million contract and was re-upped with a three-year, \$7.5 million deal in 2018. He's excited to keep playing for Reid as long as he can.

"There was no more hidden agenda, no, like, 'Let's make the players guess about stuff,'" Colquitt said. "He's going to tell you exactly how it is and what he expects. And we're going to work together for that common goal. And win."

Which, of course, is what it's all about, even as his punting reps have dwindled with Mahomes as the pivot point of what Colquitt calls Reid's mind "coming alive" on the field.

That doesn't mean his importance has diminished.

Especially considering that even with all the apparent offensive givens and constants, the Chiefs' greatest X-factor toward a Super Bowl run would seem to be the ability of a defense that was porous last season to come through when it didn't a year ago.

So he can't let himself be distracted by Mahomes, since "you don't know when he's going to strike" and he might find himself suddenly having to run 90 yards to hold for an extra point.

And because sometimes even Mahomes won't strike, Colquitt must continue to do the vital work he does best: pin opponents deep.

"I want to be the defensive coordinator's best friend," he said, alluding to Steve Spagnuolo and adding, "I want him to be, like, 'I love the punter.' I want him to say that a lot."

Just like the rest of us already do.



Even if the Mahomes era has made Colquitt's role one for punchlines, Shields' says it all in his admiration of him for many things — including his ability to deliver “week-in and week-out” at the highest level.

“I’m very proud to say he was a teammate,” Shields said.



(Patrick Mahomes)

## **A girl with a brain tumor gave Patrick Mahomes a bracelet. He wears it during games**

Sam McDowell

KC Star

October 23, 2019

Ten-year old Whitney Wells has her good days and bad, afternoons in which her bubbly, amusing personality comes to life and some in which she can hardly move.

Five months ago, doctors discovered a tumor in her brain stem, diffuse intrinsic pontine glioma (DIPG) in medical terminology. The prognosis, to be frank, is bleak.

“We’re trying to give her as many experiences as we can,” her father, Scott, said. “Anything to make the day better.”

In August, the Wells family, residents of St. Joseph, drove over to Chiefs training camp. They met quarterback Patrick Mahomes, tight end Travis Kelce, wide receiver Sammy Watkins and head coach Andy Reid. Scott remarked at their down-to-earth nature.

At some point during their conversation after a practice, the family provided players with a fundraising bracelet featuring their catch phrase through Whitney’s fight.

*You got this!*

Whitney has talked often about that day. She’s always been a Chiefs fan. The Wells family rarely misses a game on TV.

In early September, they sat together and watched the Chiefs’ opener in Jacksonville. They spotted something on Mahomes’ wrist, a band of baby blue. Almost immediately, Scott’s phone buzzed. A friend had paused the TV and blown up the picture.

And there were those three words, clear as can be, wrapped around Mahomes’ wrist.

*You got this!*

“She couldn’t believe it,” Scott said of his daughter, his voice breaking. “She’s just so excited.”

Later in the game, they noticed Watkins wearing the bracelet, too.

“Had no idea they would wear it, especially during a game,” Wells said. “It made us feel like they care.”

“We’re always looking for it now. It does make it a better day when we see it — or a better weekend.”



Whitney celebrated her 10th birthday on May 8. That's when Scott and his wife, Tara, initially noticed something seemed off. Whitney's facial expressions were abnormal. She wasn't smiling or laughing. And she bounced off a doorway rather than gliding through it.

Children's Mercy Hospital doctors discovered the brain stem tumor. DIPG has no cure. Recently, Whitney saw a specialist in Cincinnati and began taking a recommended trial drug. Next week, she will return for an MRI to decipher its effectiveness.

She has been pulled out of school in St. Joseph, and Tara has taken a leave of absence from her job to care for her full-time. Whitney has trouble walking without assistance. Her facial movement is sometimes limited. The tumor can cause mood swings.

Which further emphasizes the importance of bright moments. She met her favorite Royals players this summer, including Salvador Perez, Danny Duffy and Ian Kennedy, along with manager Ned Yost.

And now she feels an ongoing connection with Kansas City's star quarterback. As Mahomes lay on the grass Thursday following his knee injury in Denver, the blue wristband popped into the middle of the scene captured by the national TV cameras. That image cycled through social media, particularly a Chiefs Facebook group that refers to itself as the Lot J Tailgating Crew.

The group's administrator, Nate Morrow, posted the photo after watching a replay of the game on NFL Network over the weekend. Morrow said the crew will make koozies and bring the bracelets to the Chiefs' game Sunday against the Packers, selling both items during their Lot J tailgate as a fundraiser for Whitney.

Mahomes isn't expected to play Sunday, the knee injury sidelining him indefinitely. But he figures to be shown on the TV cameras often. The Wells family will be watching, hoping to see a reminder of their daughter's fight. And if and when they do, Tara has a habit of saying it out loud.

*You got this!*



(LeSean McCoy)

## **LeSean ‘Shady’ McCoy on transforming Harrisburg real estate and earning his way into the Pro Football Hall of Fame**

John Leciew

PennLive.com

November 22, 2019

LeSean McCoy knows a thing or two about real estate, having moved from city to city during his NFL career.

The former Bishop McDevitt standout first flew off to Philadelphia for the Eagles, then shuffled off to Buffalo to be with the Bills. Now, the veteran running back has staked a claim in Kansas City, where the Chiefs are Super Bowl contenders. No wonder McCoy admits eyeing an elusive championship ring that he said would complete his credentials for the most coveted real estate of all – membership in the Pro Football Hall of Fame.

But his Harrisburg roots run deep. That’s why, with the Chiefs on a bye, he was back in his favorite stomping grounds Thursday to look over a real estate project he hopes will renew a once-crowning jewel of the capital city.

Along with his brother, LeRon, and business partner, Ryan Sanders, McCoy and his company, Vice Capital, have plans to transform the legendary Jackson Hotel -- once the overnight address for a who’s who of African American luminaries -- into some of the most sought-after apartments in Harrisburg.

Visages of such stars as Louis Armstrong, Cab Calloway and Mahalia Jackson adorn the Jackson Hotel’s wall in a giant mural that’s prominently -- and proudly -- visible along the 1000 block of North Sixth Street.

Unfortunately, it is the only thing beautiful about this once-coveted address.

Since long-time owner and operator German Jackson died in Aug. 1993 at age 98, the [Jackson Hotel](#) descended into decades of disrepair, deterioration and dilapidation. So, too, has the Swallow Mansion, a few doors down, which saw its roof collapse.

Both are now part of the McCoy’s project to transform the block.

The McCoy’s company purchased the Swallow Mansion at 1000 N. Sixth St. in August and construction is well underway on five market-rate apartments there. Sanders said the company has since [contracted to buy the Jackson Hotel](#), with construction on five more apartments slated to begin there soon.

All told, the McCoy’s have plans to develop the entire block, known as Jackson Square, with up to 70 apartments boasting a total of 50,000 square feet of living space, Sanders said.



“This is important because of German Jackson,” Sanders said during a tour of the site. “This is a very historical property.”

For the brothers McCoy, who both played in the NFL and are no strangers to putting their football money to work in a variety of business ventures, it marks their first major investment in Harrisburg. And it wouldn’t have been possible without an assist from the most unlikely of players: President Donald Trump.

Sanders said the ongoing work to rehabilitate the Swallow Mansion marks the first project in Harrisburg under the tax-advantaged Opportunity Zones established in some 8,700 neglected areas across the country as part of Trump’s 2017 federal tax overhaul.

The tax breaks, along with other assistance from Dauphin County, will allow the project to earn a return for their business, while finally returning these long-neglected Harrisburg fixtures to their former glory, Sanders said.

He declined to say how much the McCoy’s company was putting into the project. But LeSean chimed in, saying “It ain’t cheap.”

Thursday’s site tour was LeSean’s first look at the project since plunking down the money for the Swallow building at 1000 N. Sixth. While there are still holes in the second floor, glass-less windows and a missing roof over the third floor, the project is progressing toward a late winter/early spring completion date, Sanders said.

“It’s a lot better than it was,” said LeSean, as he stomped about the dusty floors in gleaming white designer athletic shoes. “It was pretty messed up.”

Still, Shady seemed to think the February 2020 finish date for the Swallow Mansion might be a bit aggressive, adding instead: “As long as it’s done right.”

McCoy said he’s determined to do the landlord thing right, too.

In this, he’s driven by boyhood memories of his grandmother and all her frustrations with a series of neglectful property owners, whom he said cared far more about the rent than the residents.

“We didn’t have a lot,” LeSean said. “I remember my grandma, when we were younger, and she would talk about the landlords. Some were slumlords. I never want to be like that. I want people to come home and feel comfortable. I never want to be where LeSean McCoy owns this building and it’s terrible. I never want to be that type of guy.”

LeRon McCoy said his younger brother’s seriousness about the project shows not only his maturity but his mindset. For perhaps the first time in a stellar career, LeSean’s post-NFL life is now close enough to touch.

“Every time you’re released or traded, you take a look at yourself -- or you should,” LeRon said, referring to his 31-year-old brother’s release by the Bills before the start of this season.

“I think it made him a little more understanding of the business and how he has to prepare himself for the unknown or the inevitable,” LeRon said. “The big difference between myself and LeSean, I told him, ‘you’ve never been a role player.’ It takes a little bit of getting used to.



Superstars don't worry about cut day. Whereas role players, it's a date we dread. He has more of an awareness of life after football."

Awareness? Perhaps.

Reality? Not just yet.

For the immediate future, LeSean will have to manage his investment and his properties from afar, with Sanders and his brother handling day-to-day affairs on-site. That's because McCoy said he's fully committed to playing football for up to three more seasons after this one.

"I'll play about two or three more years," he said. "Maybe two as a big-time role player. A guy who can really help the team out. And then my third year, a savvy veteran."

McCoy will be a free agent following this season but said it's way too early to speculate where he might land next.

For now, he's supremely focused on the playoff push with the Chiefs, openly admitting the ring is the thing.

While McCoy can deftly dodge a tackle, he didn't dodge the big question: Asked whether he obsesses about winning a Super Bowl, McCoy responded, "Yeah, I really do."

In fact, he sees a championship ring as crucial in completing his resume for the Hall of Fame.

"I think just for my legacy, I think a Super Bowl would really help me out," said McCoy, who just surpassed 11,000 rushing yards during his 11-year NFL run. "I want a Super Bowl, and I want the Hall of Fame. Those are things I want to accomplish. I think it goes hand-in-hand. I think if I get that championship, it would kind of put me in that bracket. Number wise, I'm right there. I've had a lot of touchdowns, a lot of yards, a lot of success -- pro bowls, all-pros. I think a Super Bowl is the last one I need."

But as McCoy's list of NFL cities grows, feeling at home is harder. LeSean said he found a second home as a rookie in Philly in 2009. He admits being shell-shocked when he was traded away to Buffalo in the 2015 offseason.

"When I went from Philadelphia to Buffalo, that transition was tough," he said. "I needed more maintenance as far as the love, the family, the friends."

Despite being cut by the Bills just before the season began, McCoy has nothing bad to say about the town or the team.

Perhaps that's because the shifty running back landed on his feet with the Chiefs, who boast an MVP quarterback in Patrick Mahomes, a track star wide out in Tyreek Hill and a chess master offensive coach in Andy Reid, with whom McCoy kept in touch since their early days together in Philly.

It's made this relocation far easier.

"Going back with Andy Reid, a guy who drafted me, our relationship has always been tight," LeSean said. "I mean, we've always stayed in contact, which is rare in this business. So I didn't mind it as much."



And while McCoy admits he's thinking Super Bowl, he knows the NFL is all about a team getting hot and healthy going into the playoffs. He sees the Chiefs doing just that after an up-and-down season.

"We've had so many injuries. Now we're at the right time. We're gelling," he gushed. "Last game was the first game we had all our offensive lineman since week four. It's important because of the time of the year. It's playoffs. You have to tighten it down a little bit. You need a game you should lose; you need to win those types of games."

Once a team punches its ticket for pro football's postseason dance, all bets are off and anything is possible, McCoy added.

"Everybody talks about the Super Bowl. You've got to get to the playoffs first," he said. "And then after that, anything can happen. The Giants and Eli taught you that."

Make no mistake: McCoy remains football first.

But for the first time, he's beginning to glimpse his life after the NFL, as well. It involves real estate, investing in the community, and plenty of family and friends.

And of course, it centers on his hometown of Harrisburg.

"I've always been big on Harrisburg," McCoy said. "I'm at Harrisburg guy. Anytime I'm anywhere else, I'm proud to brag about where I'm from. If I could build the community and help it out any way possible, I'm all for that."

While turning historic African-American landmarks into market-rate apartments for a rising tide of Harrisburg professionals marks the McCoy's' first major business venture in the city, they hinted it won't be their last.

Future projects could target more affordable housing for lower-income segments in the city, just as LeSean's charitable foundation assists those in need in multiple ways, they said.

"It's making a living," LeSean said of his newfound future in real estate. "But it's also building up the community."

While the ventures may not generate NFL money, one's body feels a whole lot better in the morning. Just ask LeRon, who knocked around the NFL as a wide receiving role player with the likes of the Arizona Cardinals, San Francisco 49ers and Houston Texans from 2004-08.

"Real estate is a business where if you invest in the right things, you could make money while you're sleeping, compared to making money while taking hits and putting your body through a pounding," LeRon said.

Soon, you might even call these football brothers the "Real Estate McCoy's."



(Tyrann Mathieu)

## **Why Tyrann Mathieu and the ‘Honey Badger’ were at odds, and how they came to co-exist**

Vahe Gregorian

December 27, 2019

KC Star

To watch Chiefs safety Tyrann Mathieu play football is to know he has a keen sense of purpose and self. And you might infer the same from how his teammates respond to him as a guiding star. [And by his dedication to family and causes from his foundation to dog safety.](#)

This is also a man who knows and appreciates where and what he comes from back home in Louisiana, [where a heroin overdose, AIDS, a car accident and murder were among the ways he's lost more than 20 family members he commemorates with crosses tattooed on his right leg.](#)

“32 (his jersey number) came up the hardest way,” he posted Thursday on Twitter. “You won’t find another like me.”

Safe to say this is a person who knows what he wants from his roles in life and is at ease with his identity, which has been nothing less than a shape-shifting force on a vastly improved defense as the AFC West-champion Chiefs (11-4) prepare to play the Los Angeles Chargers in their regular-season finale Sunday at Arrowhead Stadium.

Just the same, there’s this lingering alter-ego matter to be clarified. About a nickname that affixed itself to Mathieu despite varying stages of resistance amid intermittent acceptance of it: from his initial bafflement to grudging acceptance to embracing it to disavowal to what now seems a certain peace with it.

Yes, Tyrann Mathieu is ... the Honey Badger.

“Can I be both?” he said, laughing.

To understand why it ever might have been an issue at all, let’s go back to when he was thus dubbed.

By all accounts, the pet name, so to speak, was the doing of John Chavis, the defensive coordinator at Louisiana State when Mathieu was playing there.

Chavis had seen at least one version of the Honey Badger videos that went viral in 2011. One was dominated by foul language, but each featured gruesome action of the undersized animal, including hunting cobras in trees, and became known for lines from “Honey Badger don’t care” to “Honey Badger takes what it wants.”



Mathieu didn't immediately like Chavis calling him that, especially because the "honey" part didn't seem so macho. But when Chavis showed him the video, he was all in. And all the more so when he saw video merging his exploits on the field with the animal's in the wild.

["Honey Badger is such a relentless animal. He's fierce. And he definitely doesn't fear anything," Mathieu said at a news conference](#) just before LSU played Alabama in the 2012 BCS national title in New Orleans. "So I just try to take that same approach to the field and just try to play smart and violent football for my team."

Besides ...

"I look at it like this: I see little kids, and they're in love with the Honey Badger. [So I'll be the Honey Badger for them," he said that week, according to the Los Angeles Times.](#)

And that might have been that if not for what came next for Mathieu, who as a sophomore that season had been a Heisman Trophy finalist.

Mathieu was dismissed from the team before the 2012 season by then-coach Les Miles, a compulsory ruling after Mathieu had repeatedly failed tests for marijuana use.

"I had regrets the day before, when I did it, and the day after," Miles, now the Kansas Jayhawks' coach, told The Star's Sam Mellinger last summer. "He was the perfect teammate. We wanted him to stay with us. But you have no rule unless the rule has bite. So there we were. Hardest thing I've ever done in coaching."

And the span between that August and the time Mathieu got drafted by the Arizona Cardinals in 2013 was one of the hardest in Mathieu's life. He was relegated to the third round because of what had happened and had sobbed off and on [from the moment Miles told him he had been dismissed](#) to [the call he got from the Cardinals offering a second chance.](#)

And because of what had happened, he was looking for a clean slate — including with the nickname.

"I understand that there's a lot of people who love it and can't let it go ...," Mathieu said during his introductory news conference with the Cardinals. "But ... I want people to recognize me as Tyrann. I don't have anything against the nickname."

"It's just that 'Honey Badger' happened during such a dark time."

He [elaborated on the point in a 2018 essay for The Players' Tribune.](#)

"I've always had the aggression and determination that inspires my nickname," he wrote by way of thanking Cardinals fans as he was moving on to Houston. "What I struggled with for a really long time was learning to like the person I was away from football: People always expected me to be the Honey Badger, so I tried to keep up with that persona all the time."

Six years since he was drafted and two teams later, though, Mathieu is 27 and has come entirely into his own. He doesn't need that distance or distinction anymore.

So he engages with the name again, as recently as Dec. 21 retweeting a @NatureisLit description of a Honey Badger escaping a python, killing it and showing two jackals "who's boss." Mathieu punctuated it all with four fire emojis and the word "lifestyle."



Turns out Tyrann Mathieu and the Honey Badger can co-exist. Maybe it's a little like Peter Parker and Spider-Man. Or like the old Walt Whitman line: "Do I contradict myself? Very well, then, I contradict myself. I am large, I contain multitudes."

"A lot of people, they're familiar with Honey Badger, not necessarily Tyrann Mathieu," he said Thursday.. "I think when I went through what I went through about 7 years ago, I was just trying to get people to really detach that from Tyrann Mathieu....

"I think I did a good job of that. I think most people recognize there's a difference."

That being?

"Tyrann is a good guy," he said. "I think Honey Badger, he's emotional. He's excited to play football. I think people know the difference now. So I can live with it."

And even be both at once among his other roles.



(Mike Pennel)

## **A cancer survivor, Chiefs' Mike Pennel returns to the place that 'saved my life'**

Sam McDowell

December 27, 2019

KC Star

Chiefs' Mike Pennel, a cancer survivor, returns to Children's Mercy Hospital

Kansas City Chiefs defensive lineman Mike Pennel returned to Children's Mercy Hospital this week, where he was treated for a form of kidney cancer when he was 2. BY SAM MCDOWELL

Before Mike Pennel left the house, his mother would spread a Lidocaine ointment onto his chest, numbing the skin so that when doctors stuck a port in her baby boy, he wouldn't cry.

The chemotherapy program stretched a year and a half. Eighteen months of driving back and forth from Topeka to Children's Mercy Hospital in downtown Kansas City, where nurses would hook Pennel up to an IV for four-hour sessions, and he'd flip on the TV and watch a purple dinosaur sing.

On Monday, some 25 years later, Pennel strolled through those same hospital doors, this time a visitor rather than a patient. Now a hulking Chiefs defensive lineman, he returned to the place forever etched into his memory. To the setting of the first thing he thinks about each and every morning.

"This looks familiar," he would say after scanning the lobby.

He arrived gripping a sack of toys in one hand and a bag of them strapped over the opposite shoulder. Video game controllers in the plastic sack. Board games in the enlarged gym bag.

He took the elevator to the second floor. Kids receiving dialysis treatments were waiting for him. Moments before he entered their room, he stopped briefly, outlined a religious cross on his chest where the port once entered and pointed upward.

He handed out the games to T, Avery, Hayden and others. T wanted Jenga. Hayden took Uno. Pennel snapped pictures with them. Signed Chiefs hats he had brought. Told them he once sat where they did now.

After half an hour, as Pennel finished speaking with a young patient, he turned around.

"Oh, my God," he said. "Look who it is."

In the hallway stood a longtime longtime doctor at Children's Mercy, Alan Gamis. Pennel pointed him out to his mom, Terri, but quickly realized she had already spotted him, tears streaming down her cheeks.



“That man saved my life,” Pennel says. “You know, I’m not supposed to be here right now.”

## **THE DIAGNOSIS**

Terri never had the slightest indication something was wrong with her son. The day care required kids to get routine physicals. At the appointment, doctors discovered a knot in Pennel’s belly. He was just 2 years old.

The physical was scheduled on a Wednesday. By Friday, he was in surgery to remove two tumors, one attached to each kidney.

He had Wilms’ tumor, a rare kidney cancer that affects only 500 children per year.

“Devastating. Gut-wrenching,” Terri says. “Even thinking about it now, I still get choked up about it.”

An experimental cocktail comprised the chemotherapy. Gamis was more hopeful than certain of its success. And even if it did work, there remained a 10 percent chance of recurrence.

Pennel entered this world abnormally large — born nine pounds, 11 ounces. “I came out on a protein program,” he jokes now. The delivery doctor voiced concern Pennel had broken his shoulder during the birth because he was so big.

When Pennel was a few months old, Terri noticed a development defect. The right side of his body appeared to be growing at a more rapid rate than the left. He had Hemihypertrophy, a genetic disease. They considered shutting down a growth plate to level him out. Years later, as he participated in studies, Pennel learned the two were connected — Hemihypertrophy and Wilms’ tumor.

Pennel recalls bits and pieces of the battles he endured, mostly from the subsequent treatments that would span nearly a decade.

As he sat down for lunch Monday inside the Children’s Mercy cafeteria, he picked a kids table, one at which he likely used to eat. A 332-pound man — the largest on the Chiefs’ roster — squatted on a plastic chair reserved for toddlers.

He shared his story over a hamburger and bowl of soup, his mom filling in the blanks. Their family had not experienced previous tragedy, she says. Pennel was unfamiliar with death.

But he asked. On occasion, as young as 3, he would make comments about the possibility of dying. “If I live that long,” he would end sentences or thoughts, saying it matter-of-factly.

He asked his mom about Heaven. He wondered about the possibility of going to sleep and not waking up. She answered honestly.

As the days passed and the treatments progressed, Terri realized her son’s personality had endured a change. In a weird way, she explains it, “he was starting to become so at peace with not making it to adulthood.”

## **‘I WANT TO PLAY IN THE NFL’**

On Christmas Day in 1996, when Pennel was 5, he had finished opening up all of his gifts when Terri asked if he received everything he wanted from Santa.



Pennel shook his head no.

Terri looked around, her kid sitting on a floor surrounded by toys, miffed by the response.

“What do you mean you didn’t get everything?” she said.

“What I really, really, really want,” he replied. “is to play in the NFL.”

Throughout childhood, Pennel had spoke almost strictly of the short-term. When talking about growing up, he prefaced a thought with acknowledgement he might not live to see those days.

Football was the exception. He always saw the future.

Gamis informed Pennel that if he reached 10, cancer would be part of his past, no longer part of his present. So on his 10th birthday, after the family had moved from Topeka to Denver, Pennel requested a weight set. Terri inquired about the idea with the pediatrician, who advised against lifting. He was too young.

A year later, Pennel requested a physical trainer.

“In my mind, I thought, I’ll humor him,” Terri says of the NFL goal. “This probably isn’t happening. But if this is what makes him happy in this moment, we’ll roll with it. Because I wasn’t thinking about him being 18 or 20.”

Terri took it to the fullest, even serving as an instructional coach, of sorts. Pennel didn’t have a relationship with his father, who spent time in prison. They later exchanged letters, but that didn’t last long, either.

Terri worked as a nurse, volunteering for double shifts. She’s only once missed one of his football games — this year’s trip to Mexico City.

“She never played football in her life, but she’s teaching me football,” Pennel says. “I’m sure she watched videos, because she was teaching me how to run and talking to me about aggressiveness at 9.”

The absence of a father triggered a mean streak, Pennel believes now. It benefited him on the football field. Not elsewhere. He acted up at school. Regularly engaged in fist fights. Didn’t pay attention to his grades and ignored classwork.

Football provided his only inclination of self-discipline. He checked his weight almost every day, trying to get as big as an NFL lineman. When he stepped on the scale in seventh grade, the reading showed 250 pounds.

He watched the NFL combine from start to finish, taking notes while sitting in front of the TV for eight hours at a time.

“I knew what I wanted to do,” Pennel said. “And I knew I was going to make it.”

If he had the discipline to get there.

Pennel never graduated high school. Once he discovered his grades made him ineligible to play football, he gave up trying in class altogether. He qualified to play only two of his four high school seasons and later took and passed a General Educational Development (GED) test.



"I told him he better have a Plan B," Terri says. "Because his football dream wasn't going to happen unless his grades came up."

Pennel relented. He agreed to come up with an alternative, just in case. He'd take college more seriously, he told her.

But he bounced around. Started with junior college. Then a scholarship to Arizona State. Then back to Division II football in Colorado.

He didn't get along with coaches at some of those stops. Found others dishonest.

Terri eventually supplied some brutal honesty — in a way only a mother could.

"Mike, this can't always be everyone else. At some point it's gotta be you," she said. "God didn't spare you for you to go out and waste this chance."

### **A DREAM REALIZED**

On a 2014 evening at historic Lambeau Field in Green Bay, Terri sat in the stands alone. She wore her son's jersey — she swore it would be the only football jersey she would ever buy.

Minutes before a game, the Packers came charging onto the field. On the JumboTron, she spotted him.

No. 64.

Mike Pennel.

"I full-blown cried like a baby," she says. "Because only we understood what he'd been through."

Pennel thinks of the journey every day. In the morning as he wakes. In the evening before he falls asleep.

When he lifts his shirt, it reveals a long scar from one hip to the other, where doctors cut into his stomach to remove the tumors. His body is littered with tattoos. On one arm, at 15 years old, he inked a beast emerging from his skin. He's taken on that moniker — the beast. On the other, his mom designed a tattoo that reads, "Watched by angels. Blessed by God. Destined for success."

Pennel has been an unexpected bright spot in Kansas City. He has 18 tackles, one sack and two tackles for loss from an interior line position in seven games as a reserve after the Chiefs picked him up mid-season.

At every stop in his life — childhood, college and the NFL — he's had opportunities to give up the dream. Even after receiving an invitation to the NFL combine in 2014, he went undrafted. Some wondered if that would be it. But he told his mom he needed just one shot to prove his worth.

Green Bay gave him one, an invitation to rookie mini camp and then an extension into training camp. After the first day in pads, he knew he belonged.

When the coaches ultimately informed him he had made the team, he walked to the locker room and called his mother first. She had been working and unable to follow the news that day. To be honest, the cut deadline had completely escaped her mind.



They talked for a bit before Pennel finally relayed the news.

“Just so you know,” he said. “There never was a Plan B.”



(Tyrann Mathieu)

## How Tyrann Mathieu became the 'glue' of revamped Chiefs defense

Adam Teicher

January 7, 2020

ESPN

KANSAS CITY, Mo. -- Many of his teammates were busy celebrating a crucial Week 13 victory over the [Oakland Raiders](#) that in effect locked up a fourth straight AFC West championship for the [Kansas City Chiefs](#), but safety [Tyrann Mathieu](#) was in his corner of the locker room looking ahead.

Sounding more like a coach than a player, Mathieu sized up an even bigger game and a meatier opponent in the Chiefs' Week 14 matchup with the [New England Patriots](#).

"This week of practice will really be about discipline, assignment discipline, technique discipline because that's what the Patriots are going to do," Mathieu said. "They're going to run the ball, they're going to throw screens, they're going to wait for you to get out of your gap, they're going to wait for a deep safety to not be deep.

"It starts with me this week in practice, getting our guys ready, setting the tempo early in the week, letting them know we've got a big game this week."

Mathieu did it well enough that the Chiefs were able to do something they couldn't do in two tries without him last season: They beat the Patriots, a win that gave them a tiebreaker over New England and, when everything fell into place in Week 17, a first-round playoff bye.

The Chiefs had high expectations for Mathieu, 27, after acquiring him in free agency this offseason. They signed him to a three-year, \$42 million contract, after he had played a season with the [Houston Texans](#), the Chiefs' opponent in the divisional round of the playoffs (3:05 p.m. ET, Sunday, CBS).

He met those expectations, earning first-team All-Pro at defensive back and second team as a safety.

The Chiefs knew from his past stops in Arizona and Houston that he would be someone others in the locker room would look and listen to in good times and bad. But they weren't quite expecting Mathieu to come in and take over the way he has in Year 1. Coach Andy Reid called the phenomenon extraordinary.

"This organization was blessed to have Eric Berry ... a great leader, tough, all those things," Reid said. "Before that I was with Brian Dawkins. I've been lucky to be around some really good safeties. They're all different in their own way but they're all great football players with great instincts and good leaders. They lead a different way.



"This kid here, he's a special kid. He's not the biggest guy. You're not looking at one of those huge safeties but, man, is he a good football player. He just gets it."

Mathieu walked into a Chiefs locker room that had lost some of its veteran defensive players and longtime voices in Berry and linebacker [Justin Houston](#).

"I truly feel like they brought me here, obviously, to make plays, but to kind of set the tempo and set the energy in the building," Mathieu said. "I've always been a team guy. I feel I can go into any locker room and fit in for the most part, really relate to the most of the guys in the locker room. That's all I tried to do here is come in, play my role, be a veteran and be a leader on the defensive side and just try my best to kind of bring the team together and keep the team together whether things are going good or bad."

"The first thing with leadership is you have to understand your surroundings, your environment and the kind of people you're dealing with day to day. Here we had such a young team, such a vibrant team with a lot of different personalities. I've just tried to be myself."

One of his first gestures after signing with the Chiefs was small but telling: Mathieu was the first player to greet the team's other major offseason acquisition, defensive end [Frank Clark](#), after he arrived in a trade with Seattle.

During offseason practice and training camp, Mathieu solidified himself as the defensive leader.

"He's the glue," defensive coordinator Steve Spagnuolo said. "He's the guy that can get in the huddle in practice and say, 'Hey, we need to step it up.' You need guys like that. That stuff, I value as a coordinator. It makes my job a lot easier."

Spagnuolo relayed a conversation he had with an old friend who had coached Mathieu before the seventh-year safety signed with the Chiefs.

"He said something to the effect, 'He changed the building the minute he walked through the door,'" Spagnuolo said. "It just stuck with me as we evaluated the process."

"That kind of rang true. That's the kind of guy he is. He's dynamic, has a lot of energy. Guys gravitate to him. He's serious about what he's doing. When you're a coach and you have a player like that, that helps."

Mathieu immediately became the player the Chiefs gather around at the end of their pregame warm-up, an honor usually reserved for someone who has been with the team for some years.

"Everything that he does and everything he that he says, he speaks it into existence," Clark said. "I love hearing him speak to us on Sundays because it's a different type of motivation. He's going to bring the best out of everyone around him, whether you're a first-year guy, a fifth-year guy, a Pro Bowler, an All-Pro, Super Bowl-winning quarterback. ... He's a motivator."

"It's not just about him being on defense. He's going to motivate the whole team. I'm sure he's motivating QB1 [Patrick Mahomes](#). I'm sure he's motivating the Cheetah [Tyreek Hill](#). I'm sure he's motivating the coaches to coach better."

He's also a teacher. Mathieu had a role in the development of rookie safety [Juan Thornhill](#), whose season ended when he tore his ACL in the final regular-season game against the [Los Angeles Chargers](#) but showed promise up to that point.



"He just told me to be myself," said Thornhill, who had three interceptions this season and returned one for a touchdown in the December win against the Raiders. "When you be yourself, you make more plays. I'm just going out there and having fun and that's probably the biggest tip he's given me all year.

"The guy is a heck of a player. I wouldn't be where I am now if it wasn't for him. He's always giving me little, small tips that help me become a better player. He's taught me a lot."

On the field, the Chiefs have asked much of Mathieu. He lined up as a slot cornerback on 411 snaps, safety 359 and linebacker 224 times. He wound up leading the Chiefs with four interceptions.

"He wears a lot of hats," defensive backs coach Sam Madison said. "Early in the year, we just wanted to put guys in situations to be comfortable. He understands the defense. ... Since he's been at LSU, he's played all over the place. It was just a natural fit for him. He's taken to it very well. I talked to him a few weeks ago, telling him just to be patient and try not to go out there and find the plays [but] let them come to him. That's what he's been doing."

Asked whether the Chiefs were concerned about overloading Mathieu, Madison said: "We thought about it. But when that kid comes into the meeting rooms, he has all the answers that we ask. When we threw him out there, it doesn't really seem to bother him. We knew all the different positions that he played previously [and] we're just trying to apply it to what we have. He wants to be out there. He loves football. When you have players like that, you try to give them as much as possible to see what sticks and what falls by the wayside. A lot of this stuff is sticking."

Mathieu was once one of the fastest players on the field. He was a top punt returner earlier in his career. But after having two serious knee injuries, he said he's not the same player he once was athletically.

But he's having a bigger impact for a team that needed it -- the Chiefs have allowed an NFL-best 11.5 points per game since Week 11 a season after struggling -- on and off the field.

"I've grown," Mathieu said. "I'm in my seventh year now and it's bigger than me. It's about me playing well but getting other people around me to play well.

"One of the best decisions I made was coming here. It's been going well."



(Harrison Butker)

## **Even amid record-setting season, this Chiefs kicker is constantly eyeing improvement**

Herbie Teope

January 9, 2020

Kansas City Star

Harrison Butker produced a record-setting campaign in 2019, but he won't let his accomplishments go to his head.

The Chiefs' third-year kicker stays grounded because he knows his parents, Elizabeth and Harrison Butker, won't hesitate to remind him that no matter what he's accomplished in the NFL, there's always room for improvement.

"My dad will be like, 'I was watching your last couple of kicks from the past game and the ball was doing this,'" Butker said with a chuckle. "He's always making comments about stuff, but it's good.

"It keeps me humble, especially if I've had a couple of good weeks and I'm feeling good. He'll notice something in there that's a little off, and sometimes when I think I'm struggling, he'll tell me I'm doing great. So, it kind of balances out."

Butker pauses to offer a wide smile before giving credit to his parents for identifying his potential early.

"They believed in me," Butker said. "They didn't push me to do anything I didn't want to do, but they saw how I reacted. I loved sports growing up and I always wanted to get better, and I love what I do for a career now."

The kicker's approach to his job is sweet music to the Chiefs' ears. There's little doubt about what he has meant to Kansas City since the team signed him off the Carolina Panthers' practice squad in September 2017.

The 6-foot-4, 205-pound Butker has more than lived up to his "Buttkicker" nickname by blossoming into one of the NFL's best at his position. His 89.7 career field-goal percentage (minimum 100 attempts) ranks first in team history.

Equipped with accuracy and a big leg, the AFC's Special Teams Player of the Month for November closed out the regular season with 147 points to set a club record for the most points by a kicker in a single season.

Butker has 426 career points in his first three seasons, an NFL record for any player in his first three seasons. To put that total in perspective, Butker shattered the mark previously held by New Orleans Saints kicker Wil Lutz, who scored 409 from 2016 to 2018.



Just 24, Butker holds numerous franchise records, including most points for a kicker in a rookie season (142 in 2017), most field goals in a single season (38 in 2017), most consecutive games with a field goal (23 in 2017) and most extra points in a season (65 in 2018), among others.

Butker's success doesn't come as a surprise to punter Dustin Colquitt.

"With a guy like Harrison, right off the bat, I think once he got comfortable with his new surroundings, his team and the community rallied behind him, the sky's the limit for him," Colquitt said. "He's got a big leg, one of the best kickoff legs in the league.

"You've got Baltimore, Cleveland, Kansas City and Buffalo. Those are really tough places to punt and kick, and he's really thriving here. It's been fun to watch him do that."

Long snapper James Winchester agreed.

"He's so detail-oriented and he's always working to get better," Winchester said. "That's the definition of a great kicker. Watching him, even as young as he is, I feel like he's beyond his years when it comes to maturity. ... (W)atching him, what he's done over the past few years, is really impressive."

Setting records never crossed Butker's mind when he first entered the league in 2017 as a seventh-round draft pick with the Panthers. For the driven and analytical Butker, who graduated from Georgia Tech with a degree in industrial engineering, it's about breaking down what was supposed to happen, what actually occurred and what can be done to make improvements.

Not being content to maintain the status quo should help Butker stay in the NFL for a long time, if he wants. And there's more to having an extended career as a kicker than meets the eye.

"They have to stay in shape and people don't think that," Chiefs coach Andy Reid said. "They have to maintain their lower-body strength. So, if you're asking me longevity, they've got to make the kicks, number one, to stay on the team. And to make it go, they have to keep themselves physically in shape. Sometimes that doesn't always happen."

Butker, who replaced Cairo Santos in 2017 after Santos landed on injured reserve with a groin injury, understands that.

"I think you obviously have to take care of your body," he said. "I think one thing for a kicker is if you get injured, then you're not able to play and they'll look for someone else. So I think being healthy is No. 1, and then always challenging yourself to get better every single day.

"I feel like it's easy when some guys get some success. They kind of just sit on that and say, 'Alright, I'm good.' But, me personally, I'm always trying to push to see how I can get better, even if it's just a half-percent. 'How can I get better?' That's kind of a goal for me. I never want to get complacent."

That dedication is embraced by his teammates in the locker room. They know that when a game is on the line and a kick is needed, such as when Butker calmly delivered a game-winning 44-yard field goal as time expired against the Minnesota Vikings in Week 9, there's nobody else they'd want to take it.

"Whenever we need three points or a clutch kick, we know he's the one who can do it," rookie wide receiver Mecole Hardman said.



Linebacker Anthony Hitchens agreed.

"He brings a lot of confidence for our team," Hitchens said. "He's kicking great. He's young and he should be kicking for a long time."

And as for the records? Well, Butker knows all about those, too. He just won't allow them to become more important than the team.

"It's definitely surreal," Butker said. "I'm very blessed to be doing what I'm doing. I love what I'm doing."



(Patrick Mahomes)

## What Patrick Mahomes Knows Now

Greg Bishop

January 9, 2020

Sports Illustrated

KANSAS CITY, Mo. — Everything is different now, one year after *the* year, after the 52 touchdowns and the 5,097 passing yards, after so many no-look tosses and one insane left-handed throw, after the *oohs* and *aahs* and the [MVP trophy](#), the ubiquitous commercials and the myriad endorsements, and the supreme start to another season. Patrick Mahomes believes this. Just not in the way that some might think.

He's sitting inside an office at Chiefs headquarters in late December, leaning forward to make his point. Yes, he's aware of the *did-he-really-just-do-that* force [known as Lamar Jackson](#), the Ravens quarterback who spent 2019 living an approximation of Mahomes' 2018 life. He says that Jackson "is going to be MVP for a reason," that "I'm a big fan." Sure, Mahomes also knows that the Chiefs are not the top seed in their conference this time, that to win the Super Bowl, they will likely have to go on the road, through Baltimore and through Jackson. That there are crowns, and that his must be reclaimed.

And yet, what's different to Mahomes about this season is not the two games he missed for injury, nor the perhaps inevitable drop in statistical production from the bonkers numbers he amassed in his first season as the starter. What's different, he says, is that *this* Chiefs team, with its improved defense—having allowed a league-low 9.6 points per game since Week 11 and having recently claimed veteran edge rusher Terrell Suggs to bolster the unit—its improving health and its firm grasp on some late-season momentum, is better positioned to win the Super Bowl, starting with this week's divisional round match-up against Houston. And he, Patrick Mahomes, is an overall better quarterback than the international phenomenon who seized the attention of the sports world last year.

"I feel that I'm [an improved quarterback], 100 percent," he says. "I mean, obviously the stats aren't the same. I don't have 50 touchdowns, 5,000 yards, or whatever it was. But as far as positive plays vs. negative plays, I've done a lot more, just being higher on positive plays and not putting myself in negative situations."

So how did Mahomes and the Chiefs arrive here: more confident, more balanced, and yet also slightly more forgotten than 12 months ago? How did Mahomes compile arguably the best first two seasons as a starting quarterback in NFL history and also arrive at another postseason looking up at a rival QB? The answer to those questions lie in the larger story of the Chiefs' 2019 season, and they start with the quarterback who astonishes with such regularity that people tend to forget his heroics are all grounded in the most boring, cliched concepts. Mindset. Practice. Work. That's the funny thing as another postseason begins: Perhaps this version of



Mahomes will lead Kansas City deep into the playoffs, to the hard-luck franchise's first Super Bowl appearance in half a century.

The path to another Super Bowl push began at the end of last season, at home, against the Patriots in the conference title game. Throughout the first half, New England controlled the clock and the Chiefs, limiting K.C.'s kaboom offense. But Mahomes followed the most pedestrian half of his career with one of the best, throwing for 230 yards and three touchdowns as K.C. scored 31 points in the final two quarters to force overtime. They lost the coin flip and the Patriots marched in for a touchdown, [the season ending](#) without Mahomes having touched the ball.

In defeat, Mahomes says he learned that every play matters, citing a first-quarter throw he missed to running back Damien Williams down the sideline that might have gone for a score. The loss also added to a frustrating career pattern, ending another season where Mahomes compiled gaudy numbers but so did opposing offenses; in college, his Texas Tech teams always yielded more than 40 points on average, and last season the Chiefs defense ranked second-to-last in the NFL while the offense ranked first. He went to the Pro Bowl, still frustrated by the loss but more resolved. He watched the team he almost beat win Super Bowl LIII. Then he went home to Tyler, Texas, and went right back to work. "I knew that every year, you're not going to have all those yards, all these touchdowns," he says. "You have to grind through."

Mahomes's magic, style and celebrity can mask his ethos that way, hiding the obsessed, maniacal grinder that lives within. He's the same guy who, the day after he found out his friend and mentor Alex Smith had been traded to Washington to make Mahomes the team's unquestioned starter, began calling teammates and arranging informal workouts. He went into last spring wanting to focus on fundamentals, specifically his footwork. All the off-balance completions looked pretty, but they could also contain unnecessary risk that in some instances could be eliminated. "When my feet are right, usually I can be as accurate as I want to be," Mahomes says. "But there were some times when I still fell back on old habits, throwing off my back foot and that type of stuff."

Many close to Mahomes say he possesses something of a photographic memory, that he's like Rams coach Sean McVay and can recall every play of his career *in high school*. Those same people wax poetic about his arm strength, like the famous time, at the end of [his pro day](#), when Mahomes launched an 83-yard bomb through the uprights at the far end of the field. He left those parts of his game alone last summer—he didn't change or alter his throwing motion in any way—working toward a more balanced, risk-averse-but-still-aggressive style of play. "What people see with all the no-look stuff is the final product of him being able to just go out there and play free," says his teammate, tight end Travis Kelce.

To that end, Mahomes summoned his private quarterbacks coach, Jeff Christensen, to Tyler this spring. They spent most afternoons in March and April doing footwork drills, refining how Mahomes moved, concentrating on precision in his lower body. Most days, they'd mix in drills that put Mahomes in awkward positions, then figure out ways for him to regain balance or retain body control.

At that point, Mahomes firmly remained atop the NFL universe. For a few more months, anyway.

Mahomes carried his lessons from this spring into this season, becoming a more clinical and efficient passer but still birthing memes with the kinds of throws no other NFL quarterback can



make. It made for a scary combination: 378 passing yards and three touchdowns in the opener against Jacksonville, 443 yards and four TDs against Oakland in Week 2, five 300-yard games to open the season. He had cut down on his negative plays. He would throw only five interceptions for the entire year, *in 484 attempts*. “Yeah, he’s gifted,” says Andy Reid, the Chiefs coach. “But he’s not the fastest guy out there, not the strongest, all that. He works at it.”

Early into ’19, the Chiefs offense again looked like the most formidable unit in pro football; Kansas City scored 28 points or more in each victory during its 4-0 start. Mahomes tied that directly to the changes he had made, subtle as they were. The stuff that made him a (slightly) more boring quarterback had made him a better passer, too. Don’t get that wrong. He remained electrifying, slinging passes from odd angles, throwing sidearm darts, looking one way while throwing the opposite direction. But he did that less often to disastrous results. “I felt like before the injury, I was doing really good with my feet,” he says. “But just the adversity we went through, you’d never expect.”

Of course, *the injury*. Week 7. Thursday night. At Denver. Mahomes had already exacerbated a sore ankle against the Jaguars in Week 1, and the pain had lingered, hidden by more offensive explosions. What happened against the Broncos, though, cast the Chiefs’ immediate future into doubt. Kansas City led, 10-6, in the second quarter, when Mahomes tried a QB sneak deep in Denver territory but remained down after the play ended. He looked at his right leg and saw his kneecap had been displaced. “That was the first thing that went through my mind, when I saw it sideways,” he says. “*That doesn’t look normal. That can’t be good.*”

Mahomes, like the legion of long-suffering Chiefs fans, was worried that his season might be over. Doctors immediately shifted his kneecap back into place. He felt . . . fine, almost instantly recovered. He argued with the trainers to go back into the game. He did not win that argument, and he did not play for the next two weeks. Still, he did not miss a single practice, only parts of them.

After Mahomes did come back, the Chiefs offense stalled as much as it has sputtered since Mahomes became the starter. The quarterback followed a 446-yard, three-TD bonanza against the Titans in Week 10 with his first two career games under 243 yards passing (excluding the game he left with that injury), which says more about his career than any perceived slump. The Chiefs beat the Chargers and the Raiders in those games anyway, scoring 64 points. In between them, Mahomes flew in Christensen during the Chiefs bye week to clean up some minor footwork issues that had resurfaced after the injury layoff.

While Mahomes “struggled” in only a relative sense, Jackson’s star shot skyward. Few could understand what that might feel like the way Mahomes did. The superlatives. The accolades. The interview requests. But also, more importantly, the on-field play, the adrenaline that surges when something as dynamic as the Ravens offense of ’19 or the Chiefs offense pretty much every year begins to take shape. The football world had turned away from Kansas City, looking east to Baltimore. But Mahomes could sense something else, something impossible to quantify. He could feel Kansas City quietly peaking at the best possible time, while everyone could see the [Patriots had begun to fall apart](#).

Near the end of his injury-interrupted 2019 season, Mahomes went into Foxboro and topped Tom Brady, despite enduring a right hand injury that required an x-ray (which came back negative). Against Denver, at home, in blizzard-ish conditions, he looked like the MVP version of himself. His 340 passing yards against the Broncos marked the 17th time he had surpassed the



300-yard mark in his brief career, which means Mahomes can boast of almost as many 300-yard-passing games as total interceptions (18). He again won the AFC West. He reached 70 career touchdown throws faster than any quarterback in NFL history and posted the highest passer rating (108.9) of any signal caller ever in the first three years of their career.

Late in the season, the website FiveThirtyEight [studied Mahomes "regression"](#) in his second season. The site found that Mahomes did technically regress: his touchdowns per pass attempt dropped closer to the league average, his red-zone passing featured some instability, and his production outside of the pocket and against man coverage both fell. Again, this remains a relative concept. Some level of regression was inevitable. Mahomes finished behind only Jackson in Total QBR and FiveThirtyEight labeled his '19 season the 25th-best by a QB since 2001, according to that measure.

All of which means that not only had Mahomes improved last spring *and* fought through multiple injuries *and* led Kansas City back into the playoffs, but he had also proven something, to both the world and himself. Kelce, noting injuries the Chiefs suffered on their offensive line and with several skill-position players, says, "Last year was not a fluke by any means. He's still the best quarterback in the NFL."

If all goes as planned this weekend, Jackson and Mahomes will meet for a third time, this time in Baltimore.

On one play in the Chiefs' second game against the Broncos, Mahomes deftly side-stepped a defender, like a matador who had found his favorite cape. Television cameras caught him asking teammates if he resembled Jackson on the play. "That's as close as I can get right there," he said.

At that point, by mid-December, Lamar Mania had reached fever pitch and Jackson had seized control of the MVP race, with Seattle's Russell Wilson in the mix but falling further behind. Mahomes cared more about his defense, which had started to limit him more in practice. He saw how much additions like safety Tyrann Mathieu and pass rusher Frank Clark had added, and he liked the tweaks that coordinator Steve Spagnuolo had sprinkled into his scheme. The defense seemed more capable, more aggressive, more technically proficient. "Without a doubt," Kelce says. "It's just a different energy, really. Right now, we're just a confident football team."

The more anyone raved about Jackson, the less time they spent looking at Mahomes. That suited him just fine. Fans could see him that slights still fueled him in Week 16, during a win in Chicago, when Mahomes [subtly counted out 10 on his fingers](#) after a touchdown pass, signifying his position in the 2017 draft while beating the team that selected a different quarterback—Mitchell Trubisky—second overall that spring. He dismissed the notion that he was sending some sort of messages to the Bears, but the gesture said something about what still motivates Mahomes.

The quarterback loves his adopted town of Kansas City and its rabid fans—on multiple occasions he's autographed a limb so that his signature could be made into a tattoo. But the low-key vibe also reminds him of Tyler, like when people wait for him to finish eating before asking for a picture. He lives in BBQ Heaven 10 months out of the year with his girlfriend and their two dogs. He bought a house there, started his foundation, 15 and The Mahomies, which is dedicated to improving the lives of children, there. He plans to begin his own family there as well.



As soon as this offseason, Mahomes is likely to sign the largest contract in NFL history, with one year left on the extreme bargain that was his rookie deal (four years, \$16.4 million). “I want to be here for a very long time,” he says. “I’m blessed to be here. I got to come in, and I got to be on a winning team, right when I started. No rebuild or anything like that.”

Sometimes, people forget Mahomes is only 24 years old. No one knows how good he’ll be in his prime, because he hasn’t entered it. Asked if that’s a scary thought, Kelce laughs and says, “It’s not scary to me!” Mahomes is on pace to set the all-time touchdown record in his 15th season, three years faster than Peyton Manning and four seasons quicker than Drew Brees. When I wrote a cover story on Brees in 2018, he said, “There are things happening in this era of quarterback play that that have never been done before, and I’m sure we’re going to see Patrick Mahomes and some of those guys doing even more stuff.” Archie Manning, when reached for the same story, said he wished that he had started in this pass-happy era, adding that “if Patrick Mahomes plays into his forties, he might have 100,000 yards.”

Right now, as the 2019 season winds down, the NFL seems to be entering the dawn of that next era. Both [Tom Brady](#) and [Brees were upset](#) by teams seeded sixth in their respective conferences in the first round of the playoffs. Ben Roethlisberger missed most of this season due to [a right elbow injury](#). Eli Manning has [played perhaps his last game](#). Aaron Rodgers is 36. Only Wilson, the Seahawks’ 31-year-old starter, seems likely to serve as some sort of bridge between the generations, helping mark the shift from traditional pocket passers to more dynamic, dual-threat quarterbacks.

“A lot of that is due to how long Brady and Brees and Ben and Rodgers have been able to do it,” Kelce says. “All those guys have just been so consistent throughout their careers. For us to be able to see these young guys write their own legends is pretty exciting. You can literally watch every single one of them as a fan. I’ve still got my money, though, on Pat.”

Mahomes won’t cop to the start of a new era, noting that none of the old guard have retired—yet. But the next group is here, and that was evident last weekend, when Jackson and Mahomes rested on their bye weeks, Deshaun Watson led Houston to a comeback victory and two future Hall of Famers over 40 both stumbled into the offseason. Mahomes did say that he can’t recall a higher volume of elite passers. “It’s just a golden—I don’t want to even say that. It’s this great era of quarterback play,” he says. “Everybody seems to have a franchise guy, or close to it.”

Reid is more direct. Having coached through several eras that featured some of the best quarterbacks in NFL history, when asked about the dawn of the next one, he says, “Well, it’s exciting and great for the league. The NFL is in good hands.”

Imagine what might take place in Baltimore in two weeks. Mahomes vs. Jackson, Chapter III. The Chiefs beat the Ravens in overtime in Jackson’s fourth career start last year, and handled them with relative ease at Arrowhead in September, but this would be the first battle in Jackson’s backyard. A trip to the Super Bowl would be at stake. Two of the more vibrant quarterbacks of their generation, in offenses that have redefined how teams play football. Imagine them doing that for five, 10, even 15 years. “It’s early,” Mahomes says, sounding a note of caution. “Until we get to the Super Bowl it really doesn’t mean much.” Better and (slightly) more boring. That’s Mahomes now, in 2019, which may ultimately be remembered as the year he didn’t win MVP *and* the year he won it all.