

RAVENS BATTLE PATS IN WILD CARD



WILD CARD -- BALTIMORE (9-7) AT NEW ENGLAND (10-6)

SUNDAY, JAN. 10, 2010 • 1:00 P.M. ET • GILLETTE STADIUM (68,756)



SEASON OVERVIEW

This is the 6th Ravens’ playoff team of the decade (2000-09), 3rd best (tied with Pittsburgh) in the AFC behind Indianapolis (9) and New England (7). Baltimore opened the ’09 season with 3 straight victories and won 3 of the last 4 entering the playoffs. Highlights include a sweep of the AFC West, including a road victory at division winner San Diego (31-26) and a 30-7 thumping of Denver, a 20-17 OT triumph over the Steelers and back-to-back maulings over the Lions (48-3) and Bears (31-7). Heartbreaks include a 27-21 loss at New England when WR Mark Clayton dropped a 1st-down pass at the Patriots’ 6 with less than a minute to play, a 33-31 defeat at Minnesota when K Steve Hauschka missed a 44-yard FG at game’s end, the 17-15 loss to the Colts when QB Joe Flacco was intercepted at Indy’s 13 with 2:49 left in the game, and the 23-20 defeat at Pittsburgh that included 2 TDs called back by penalties and a TD pass dropped in the end zone. John Harbaugh and Flacco, who set the NFL record for most wins ever (13, including playoffs) by a rookie head coach starting a rookie QB in 2008, now have the league mark for earning the playoffs in their 1st 2 seasons by such a pair. ... Baltimore’s defense finished 3rd in the NFL, and, importantly, 3rd in fewest points allowed. The offense was 13th, 5th in rushing yards. The Ravens’ +10 turnover ratio was 4th.

OFFENSE

- The Ravens produced the top 3 offensive games in team history: 548 yards vs. Detroit, 501 vs. Kansas City and 479 vs. Cleveland. Baltimore also tied the franchise record for points in a season (391) and set a new record for total TDs (47).
- For the 1st time in team history, Baltimore had a 3,000-yard passer (Joe Flacco - 3,613), a 1,000-yard rusher (Ray Rice - 1,339) and a 1,000-yard receiver (Derrick Mason - 1,028) in the same season.
- Here are other team records set by the offense: Flacco’s 88.9 QB rating and completion percentage (63.1), and Rice’s rushing yards per attempt (5.3). Three marks fell just short (2nd) of team records: Rice’s total yards from scrimmage (2,041), Flacco’s completions (315) and his yards per attempt (7.24).
- Baltimore finished 5th in NFL rushing yards (2,200 for 137.5 ypg).
- Most impressive individuals included Rice, who finished 6th in the NFL in rushing and 1st among RBs in catches (78) and receiving yards (702); WR Derrick Mason caught 73 passes.

DEFENSE

- The Ravens’ defense finished 3rd in the NFL in total yards (300.5) and 3rd in points allowed (16.3). (It was the 7th consecutive season Baltimore’s defense finished in the NFL’s top 6.)
- The Ravens finished 2nd in the NFL for fewest TDs allowed, including 4 games when the defense allowed no TDs, and 2 more when it gave up just 1.
- The defense was 1st in rushing yards per attempt (3.4) and 8th (tied) in passing yards per game (207.3). Baltimore also held opposing QBs to a passer rating of 71.9 (6th in NFL). The red-zone “D” (41.9 %) was 4th best in the NFL.

SPECIAL TEAMS

- The Ravens were 1st in the NFL in kickoff return average (26.2), despite using 3 different returners: CB Chris Carr (24.2) started the season and was replaced by CB Lardarius Webb (26.2), who was placed on IR, and then RB Jalen Parmele (31.4) stepped in.
- Importantly, special teams provided the Ravens’ offense with the NFL’s 5th-best average starting field position (31.8).
- Steve Hauschka was the team’s placekicker for the season’s 1st 9 games and then was waived. K Billy Cundiff, who converted 12 of 17 FGs for the Ravens, finished the campaign.

WIZARDRY OF OZ

DT Haloti Ngata became the Ravens’ 9th 1st-round draft choice in the team’s 14-year history to earn Pro Bowl honors. Since taking likely Hall of Famers LT Jonathan Ogden (retired after ’07 season) and LB Ray Lewis with the 1st 2 picks in team history in 1996, GM Ozzie Newsome and staff continually enjoy tremendous success at the top of the draft. In 2008, Oz drafted QB Joe Flacco in the 1st round and RB Ray Rice in the 2nd. This season, 1st-round choice Michael Oher has been a standout starter at right tackle and also played well in the 5 games he started at LT.

2009 RESULTS

Date	Opponent	Result/Score
Sun. Sept. 13	vs. Kansas City Chiefs	W 38-24
Sun. Sept. 20	@ San Diego Chargers	W 31-26
Sun. Sept. 27	vs. Cleveland Browns	W 34-3
Sun. Oct. 4	@ New England Patriots	L 21-27
Sun. Oct. 11	vs. Cincinnati Bengals	L 14-17
Sun. Oct. 18	@ Minnesota Vikings	L 31-33
Sun. Oct. 25	BYE WEEK	
Sun. Nov. 1	vs. Denver Broncos	W 30-7
Sun. Nov. 8	@ Cincinnati Bengals	L 7-17
Mon. Nov. 16	@ Cleveland Browns	W 16-0
Sun. Nov. 22	vs. Indianapolis Colts	L 15-17
Sun. Nov. 29	vs. Pittsburgh Steelers	W 20-17 OT
Mon. Dec. 7	@ Green Bay Packers	L 14-27
Sun. Dec. 13	vs. Detroit Lions	W 48-3
Sun. Dec. 20	vs. Chicago Bears	W 31-7
Sun. Dec. 27	@ Pittsburgh Steelers	L 20-23
Sun. Jan. 3	@ Oakland Raiders	W 21-13

INJURY UPDATE

The Ravens were hit hard at the cornerback position in ’09. Pro Bowler Samari Rolle (neck/shoulder) spent the season on the Physically Unable to Perform list. Starting CB Fabian Washington (knee) and his replacement, rookie Lardarius Webb (knee), were placed on Injured Reserve. Other key players on IR are: Pro Bowl special teams ace Brendon Ayanbadejo (thigh), who also earned an AFC Defensive Player of the Week award in Week 3 (vs. Cleveland), S Haruki Nakamura (ankle), another of Baltimore’s top special teams performers, and a pair of promising DTs in Brandon McKinney (back) and Lamar Divens (hip). Starters LT Jared Gaither and S Ed Reed missed 5 and 4 games, respectively.

PRO BOWL

Five Ravens were selected to the Pro Bowl:

- LB Ray Lewis (11th Pro Bowl - Starter)
- S Ed Reed (6th Pro Bowl - Starter)
- FB Le’Ron McClain (2nd Pro Bowl - Starter)
- DT Haloti Ngata (1st Pro Bowl - Starter)
- RB Ray Rice (1st Pro Bowl)



G Ben Grubbs (1st alternate) will make squad if someone in front of him can’t play.

THIS WEEK’S PRACTICE/MEDIA SCHEDULE

Wed. 1/6	Coach Harbaugh11:30 a.m. Players/Locker Room . . .11:30 a.m.-12:30 p.m. Media Viewing1:00 p.m.
Thurs. 1/7	Media Viewing11:50 a.m. Three Coordinators1:30 p.m. (Coach Harbaugh as needed) Open Locker Room1:30-2:30 p.m.
Fri. 1/8	Media Viewing11:25 a.m. Coach Harbaugh1:00 p.m. Open Locker Room1:00-2:00 p.m.

WEDNESDAY CONFERENCE CALLS

Ravens: LB Ray Lewis at 11:30 a.m.; John Harbaugh at 11:45 a.m.
Patriots: Bill Belichick at 11:15 a.m.; QB Tom Brady at 4:30 p.m.



RAVENS SEASON HIGHLIGHTS

TOP NFL DEFENSES

For the 7th consecutive year, the Ravens finished the season ranking in the top 6 in total defense. Baltimore concluded 2009 as the NFL's No. 3 defensive unit, allowing just 300.5 yards per game (93.3 rushing and 207.3 passing).

NET YARDS ALLOWED / TOTAL DEFENSE (2009 Season)

Rk. Team	Total	Rushing	Passing
1. NY Jets	252.3	98.6	153.7
2. Green Bay	284.4	83.3	201.1
3. Baltimore	300.5	93.3*	207.3**
4. Cincinnati	301.4	98.3	203.1
5. Pittsburgh	305.3	89.9	215.4

* Ranked No. 5 in the NFL ** Tied (Was.) for No. 8 in the NFL

TURNOVER DIFFERENTIAL

Baltimore was stout in the turnover battle this season, producing a +10 ratio (32 take-aways and 22 give-aways). The Ravens' +10 ranked 4th in the NFL and is the 5th-best mark in team history.

TOP NFL TURNOVER RATIOS (2009 Season)

Rk. Team	Take-Aways	Give-Aways	Net Diff.
1. Green Bay	40	16	+24
2. Philadelphia	38	23	+15
3. New Orleans	39	28	+11
4. Baltimore	32	22	+10
5. San Francisco	33	24	+9

RAVENS RACK UP INTS

This season, the Ravens' defense produced 22 INTs, tying (Carolina) for 5th most in the NFL. Over the last 8 games (since Nov. 15), the Ravens totaled the NFL's 2nd-most picks (15). Only Green Bay's 18 ranked higher during that span.

NFL INTERCEPTION LEADERS (2009 Season)

Rk. Team	INTs	Yards	Avg.	TDs
1. Green Bay	30	477	15.9	3
2. Buffalo	28	335	12.0	2
3. New Orleans	26	652	25.1	5
4. Philadelphia	25	370	14.8	2
5. Baltimore	22	346	15.7	2
Carolina	22	235	10.7	1



NFL INTERCEPTION LEADERS (Since Week 10 / Last 8 Games)

Rk. Team	INTs
1. Green Bay	18
2. Baltimore	15
3. Ari./Buf./Car.	13

"D" NUMBERS TO RAVE ABOUT

3.4

Average yards per rush the Ravens allowed this season, the NFL's stingiest mark. Baltimore also permitted just 36 runs of 10+ yards, tying for 2nd fewest in the NFL.

7

Consecutive seasons the Ravens have ranked in the top 6 in total defense, finishing 2009 No. 1 in the league (300.5 ypg).

11

Players to record an INT for the Ravens this season. Of those players, 6 posted 2 or more picks.

46

Career INTs for S Ed Reed, the most of any player since he entered the NFL in 2002. Though he missed 4 games this season (groin/hip), Reed picked off 3 passes and recorded the 13th TD of his career on a 52-yard INT return vs. Cincy (10/11).

164

A team-high total tackles by LB Ray Lewis (100 solo). Lewis, who was voted to his 11th Pro Bowl, led the Ravens in tackles for the 12th time in his 14-year career.

SCORING DEFENSE

The Ravens allowed the 3rd-fewest points in the NFL this season, permitting only 261 (16.3 per game). That mark ranks 4th in franchise history, trailing only the 2008 team's 15.3 ppg, the 2006 squad's 12.6 ppg and the 2000 team's 10.3 per contest, which stands as an NFL record for a 16-game season.

POINTS ALLOWED PER GAME (2009 Season)

Rk. Team	Points	Points/Game
1. NY Jets	236	14.8
2. Dallas	250	15.6
3. Baltimore	261	16.3
4. San Francisco	281	17.6
5. New England	285	17.8

CLAMPING DOWN

From Nov. 1 to the season's final game, the Ravens only permitted 13.1 points per game, tying (Dallas) for the NFL's stingiest average over the last 10 weeks of the season.

POINTS ALLOWED PER GAME (Since Nov. 1 / Last 10 Weeks)

Rk. Team	G	Points	PPG
1. Baltimore	10	131	13.1
Dallas	10	131	13.1
3. NY Jets	9	132	14.7

TDs Quick Hit:

- The Ravens allowed just 14 TDs in their last 10 games.

TOP TDs DIFFERENTIAL

This season, the Ravens scored a franchise-record 47 TDs (the NFL's 7th most) and allowed only 27 TDs (2nd fewest in the NFL). Baltimore's +20 TD differential tied (Min.) for 3rd in the league.

TOUCHDOWN DIFFERENTIAL (2009 Season)

Rk. Team	----Touchdowns----		
	Scored	Allowed	Diff.
1. New Orleans	64	37	+27
2. Indianapolis	53	31	+22
3. Baltimore	47	27	+20
Minnesota	56	36	+20
5. San Diego	51	35	+16

TOUGH WITH TOUCHDOWNS

The Ravens only allowed 27 TDs this season, 2nd fewest in the NFL (New York Jets, 26). Baltimore's defense totaled 4 games this year without allowing a TD. The Ravens produced 2 other games when they allowed just 1 TD.

RED ZONE DEFENSE

Much of Baltimore's success can be attributed to the defense's production inside the red zone. This season, the Ravens only allowed opponents to score TDs 41.9% of the time in the red zone. That mark ranked 4th in the NFL.

NFL RED ZONE DEFENSE (2009 Season)

Rk. Team	Poss.	Pts.	TDs	TD %	FGs	Score %
1. Washington	41	176	16	39.0	21	90.2
2. New Orleans	56	213	22	39.3	20	75.0
3. San Francisco	47	186	19	40.4	18	78.7
4. Baltimore	43	183	18	41.9	19	86.0
5. NY Jets	33	135	14	42.4	13	81.8

"D" WON'T BREAK

When the Ravens turned the ball over in 2009, which they did only 22 times, Baltimore's defense clamped down and didn't allow an opponent to capitalize. Of the Ravens' 22 give-aways, the "D" permitted a league-low 2 TDs following a turnover. Foes averaged only 1.18 points per Ravens give-away this season, the NFL's best mark (Pittsburgh was 2nd at 1.84).



RAVENS SEASON HIGHLIGHTS

BIG WINS

In their 9 victories this season, the Ravens won by an average margin of 18.78 points per game (2nd best in the NFL). Baltimore scored at least 30 points in 6 of its 9 wins. Below are the NFL's top average margins of victory in 2009:

AVERAGE MARGIN OF VICTORY (Highest Average / 2009 Season)

Rk. Team	Wins	Avg. Margin of Victory
1. Seattle	5	18.80
2. Baltimore	9	18.78
3. Green Bay	11	18.27
4. New England	10	18.20

STRONG IN SECOND HALF

The Ravens were dominant in the 2nd half this season, outscoring opponents 233 to 109 and outgaining them in yards 2,878 to 2,102. Baltimore also tallied the NFL's 3rd-most 2nd-half points (233) and most 3rd-quarter points (123).

SECOND-HALF COMPARISON (2009 Season)

Stats	Baltimore	Off. Rk	Opponent	Def. Rk
Points	233	3	109	2
Total Yards	2,878	6	2,102	3
Rushing Yards	1,154	4	607	1
Passing Yards	1,724	15	1,495	7
Third Downs	49/115	42.6%	35/111	31.5%
Turnovers	13	11t	21	2t

SECOND-HALF SCORING (Most Points Scored)

Rk. Team	Points
1. New Orleans	249
2. Minnesota	245
3. Baltimore	233

THIRD-QUARTER SCORING (Most Points Scored)

Rk. Team	Points
1. Baltimore	123
2. Minnesota	111
3. NO/SD	107

Second-Half Quick Hit:

- In Baltimore's final 4 games this season, the defense allowed just 6 points, 322 total yards and 14 1st downs in the 2nd half of play.

THREE-HEADED MONSTER

Combining the past 2 seasons, the Ravens have produced 3 backs who have each totaled 1,000 rushing yards: Ray Rice (1,793), Willis McGahee (1,215) and Le'Ron McClain (1,082). In 2009, the trio combined to help the Ravens produce 2,200 rushing yards (137.5 per game), 5th most in the NFL.

RAVENS TOP 3 RUSHERS (Past 2 Seasons)

	Ray Rice	Willis McGahee	Le'Ron McClain
2008	107 att, 454 yds 4.2 avg.	170 att, 671 yds 7 TDs	232 att, 902 yds 10 TDs
2009	254 att, 1,339 yds 5.3 avg., 7 TDs	109 att, 544 yds 14 TDs (2 rec.)	46 att, 180 yds 3.9 avg., 2 TDs
Totals	361 att, 1,793 yds 5.0 avg., 7 TDs	279 att, 1,215 yds 21 TDs (2 rec.)	278 att, 1,082 yds 3.9 avg., 12 TDs

STOUT ON SPECIAL TEAMS

The Ravens set a franchise record this season by posting a 26.2 average on kickoff returns. That mark also ranked 1st in the NFL. Additionally, Baltimore ranked 5th in the league in average starting field position (31.8). The Ravens were also stout on their coverage units, ranking 4th in opponent kickoff return average (20.3) and limiting foes to an average starting yard line of 26.9.

KICKOFF RETURN AVG. (2009 Season)

1. Baltimore	26.22
2. Tampa Bay	26.18
3. Chicago	24.98
4. New Orleans	24.44
5. NY Jets	24.41

AVG. START FIELD POSITION (2009 Season)

1. Minnesota	32.5
2. NY Jets	32.4
Chicago	32.4
4. Green Bay	32.3
5. Baltimore	31.8

OPP. KICKOFF RETURN AVG. (2009 Season)

1. Cleveland	18.9
2. Tampa Bay	19.1
3. Washington	19.7
4. Baltimore	20.3
5. Atlanta	20.4

OPP. AVG. START FIELD POSITION (2009 Season)

1. Dallas	26.1
2. Baltimore	26.9
3. Houston	27.1
4. New England	27.4
5. Denver	27.6

TIGHT LOSSES

The Ravens lost their 7 games in 2009 by a combined 39 points, equaling a 5.57 margin of defeat. All 7 losses came vs. teams with winning records, while 5 were against teams that won their respective divisions.

AVERAGE MARGIN OF DEFEAT (Lowest Average / 2009 Season)

Rk. Team	Losses	Avg. Margin of Defeat
1. Pittsburgh	7	4.00
2. Baltimore	7	5.57
3. Dallas	5	5.80
4. New England	6	6.67

"O" SETS FRANCHISE RECORDS

The Ravens' offense set or tied several key franchise single-season records in 2009. Below are the marks that Baltimore's attack broke during the '09 campaign:

BALTIMORE OFFENSIVE SEASON RECORDS (Set in 2009)

Offense	2009	Old Record (Year)
Rush Touchdowns	22	20 (2008)
Total Touchdowns	47	45 (1996)
Total Points	391	391 (2003)
Comp. Pct.	62.9	62.2 (2006)

Net Yards Quick Hit:

- The Ravens came close to breaking their record of total net yards for a season, producing 5,619 yards in 2009, just 104 yards shy of 1996's record-setting output (5,723).

BALANCED ATTACK

The Ravens were one of 4 teams this season to boast a 3,500-yard passer (Joe Flacco), 1,000-yard receiver (Derrick Mason), and 1,000-yard rusher (Ray Rice). The 2009 season also marked the 1st time in franchise history that the Ravens produced a 3,000/1,000/1,000 trio of this kind on offense.

TEAMS WITH A 3,500 PASSER & 1,000 RUSHER & 1,000 RECEIVER (2009 Season)

Team	Passer	Rusher	Receiver(s)
Baltimore	Flacco (3,613)	R. Rice (1,339)	Mason (1,028)
Green Bay	Rodgers (4,434)	Grant (1,253)	Jennings (1,113) Driver (1,061)
Minnesota	Favre (4,202)	Peterson (1,383)	S. Rice (1,312)
Pittsburgh	Roethlisberger (4,328)	Mendenhall (1,108)	Holmes (1,248) Ward (1,167)

"O" NUMBERS TO RAVE ABOUT

9

1,000-yard receiving campaigns in 13 seasons by WR Derrick Mason, including this year's 73-catch, 1,028-yard output.

14

TDs by RB Willis McGahee this season (12 rushing and 2 receiving), tying for the most in team history (Michael Jackson, 1996 and Jamal Lewis, 2003). McGahee averaged 1 TD for every 9 touches from scrimmage.

88.9

Passer rating by QB Joe Flacco in his 2nd NFL season, the best mark in Ravens history. Flacco finished the season 315-of-499 for 3,613 yards, 21 TDs and just 12 INTs.

127.6

Yards from scrimmage RB Ray Rice averaged this season, the NFL's 2nd most (Chris Johnson, 156.8). Rice's 2,041 total yards are also the 2nd most in Ravens history (Jamal Lewis - 2,271 in '03).

702

Receiving yards by RB Ray Rice on a team-high 78 catches. Both figures ranked as the most among NFL RBs in 2009.

1,339

A career-high rushing yards by RB Ray Rice, 6th most in the NFL and the 3rd-best season ever by a Raven.



PLAYOFF HISTORY / TEAM NOTES

PLAYOFF HISTORY

The Ravens are 7-4 in playoff history, 1-2 at home, 5-2 on the road and 1-0 at a neutral site (Super Bowl XXXV).

Date	Game	Results
12/31/00	Wild Card vs. Denver	Ravens, 21-3
1/7/01	Divisional at Tennessee	Ravens, 24-10
1/14/01	AFC Championship at Oakland	Ravens, 16-3
1/28/01	Super Bowl XXXV at NY Giants	Ravens, 34-7
1/13/02	Wild Card at Miami	Ravens, 20-3
1/20/02	Divisional at Pittsburgh	Steelers, 27-10
1/3/04	Wild Card vs. Tennessee	Titans, 20-17
1/13/07	Divisional vs. Indianapolis	Colts, 15-6
1/4/09	Wild Card at Miami	Ravens, 27-9
1/10/09	Divisional at Tennessee	Ravens, 13-10
1/18/09	AFC Championship at Pittsburgh	Steelers, 23-14

PLAYOFF ROAD WARRIORS

The Ravens are 5-2 on the road in postseason play, producing the best road winning percentage in playoff history (since 1960). Last season, Baltimore went 2-1 on the road in the playoffs, beating Miami in the Wild Card and Tennessee in the Divisional games.

NFL POSTSEASON WINNING PCT. / ROAD GAMES (Since 1960)

Rk. Team	Record	Pct.
1. Baltimore Ravens	5-2	.714
2. Carolina Panthers	4-2	.667
3. New York Giants	6-6	.500
4. Dallas Cowboys	9-11	.450
5. San Diego Chargers	4-5	.444

STOUT PLAYOFF “D”

In their 11 all-time playoff games, the Ravens have only allowed 169.9 passing yards and 85.7 rushing yards per contest. Baltimore’s 255.6 net yards allowed per game since 2000 (min. 5 games) rank as the NFL’s best mark this decade.

TOP DEFENSIVE POSTSEASON RANKINGS (Min. 5 Games / Since 2000)

NET YARDS PER GAME (Fewest Allowed)	PASS YARDS PER GAME (Fewest Allowed)	RUSH YARDS PER GAME (Fewest Allowed)
1. Baltimore255.6	1. Miami144.3	1. Tennessee67.6
2. Tampa Bay259.6	2. Tampa Bay169.6	2. Arizona72.5
3. Tennessee278.0	3. Baltimore169.9	3. Pittsburgh78.1
4. NY Giants279.0	4. NY Giants182.3	4. Baltimore85.7

STINGY DEFENSE

Since 2000, the Ravens have allowed just 11.8 points per game in postseason play, the NFL’s best mark this decade. Last season in 3 playoff games, the Ravens permitted 14.0 points per contest.

NFL POSTSEASON SCORING DEFENSE (Since 2000)

Rk. Team	G	Pts	Pts/Gm
1. Baltimore Ravens	11	130	11.8
2. Philadelphia Eagles	17	296	17.4
3. New England Patriots	17	309	18.2

TOP PLAYOFF PERFORMERS

The Ravens have earned 6 postseason appearances in their short 14-year history, all occurring since the 2000 campaign (2009, 2008, 2006, 2003, 2001, 2000). Baltimore’s 6 playoff berths dating back to ‘00 tie for 3rd most in the AFC over that time:

MOST NFL PLAYOFF APPEARANCES (Since 2000)

AFC	NFC
9 - Indianapolis	8 - Philadelphia
7 - New England	6 - Green Bay
6 - Baltimore	NY Giants
Pittsburgh	5 - Seattle
5 - NY Jets	Tampa Bay
San Diego	4 - Dal., Min., STL
Tennessee	

DEEP INTO POSTSEASON

The Ravens own the 4th-best playoff winning percentage in the NFL dating back to the 2000 season, compiling a 7-4 record (.636) in 5 seasons of postseason appearances (2-1 last season).

NFL POSTSEASON WINNING PCT. (Since 2000)

Rk. Team	Record	Pct.
1. New England Patriots***	14-3	.824
2. Arizona Cardinals	3-1	.750
3. Pittsburgh Steelers**	10-4	.714
4. Baltimore Ravens*	7-4	.636
5. Carolina Panthers	5-3	.625

* Indicates number of Super Bowl titles

PLAYOFF PICKS

In 11 playoff games, the Ravens’ “D” has made 22 INTs, including 10 thefts in the last 5 postseason contests. Baltimore’s 22 INTs rank 2nd most in postseason play since the 2000 campaign.

NFL POSTSEASON INTs LEADERS (Since 2000)

Rk. Team	INTs	Yards	TDs	Games
1. New England	26	429	5	17
2. Baltimore	22	406	4	11
3. Pittsburgh	19	329	2	14

INT Quick Hits:

- The Ravens have recorded an INT in 10 of their 11 postseason games.

UNPREDICTABLE PLAYOFFS

For the 14th consecutive season, 5 or more teams qualified for the playoffs that were not in the postseason the year before. Cincinnati, Dallas, Green Bay, New England, New Orleans and the NY Jets did not make the playoffs in 2008, but did so this season.



RAVENS PLAYOFF TRENDS

Category	All Time
vs. AFC	6-4
Home	1-2
Leading at Halftime	5-1
Tied at Halftime	2-0
Tied After 3 Quarters	2-0
Decided by 7 Points or Less	1-0
When Scoring First	3-0
Positive or Even Turnover Ratio	7-1
Winning or Even Penalty Ratio	5-1
With a 100-Yard Rusher	3-0
Without a 100-Yard Rusher	4-4
When Allowing a 100-Yard Rusher	0-0
When Allowing a 100-Yard Receiver	1-0
With a 300-Yard Passer	0-0
Allowing a 300-Yard (net) Passer	0-0
Neutral Site (Super Bowl XXXV - Tampa, FL)	1-0

Category	All Time
vs. NFC	1-0
Away	5-2
Trailing at Halftime	0-3
Leading After 3 Quarters	5-0
Trailing After 3 Quarters	0-4
Decided By 3 Points or Less	1-1
When Not Scoring First	4-4
Negative Turnover Ratio	0-3
Losing Penalty Ratio	2-3
With a 100-Yard Receiver	0-0
Without a 100-Yard Receiver	7-4
When Not Allowing a 100-Yard Rusher	7-4
When Not Allowing a 100-Yard Receiver	6-4
Without a 300-Yard Passer	7-4
Not Allowing a 300-Yard (net) Passer	7-4



PLAYOFF HISTORY / PLAYER NOTES

HARBS' PLAYOFF PRESENCE



During the 2008 season, John Harbaugh became just the 12th 1st-year head coach to lead his team to the Conference Championship game in the Super Bowl Era. This season, he became the 10th coach since 1990 to reach the playoffs in his 1st 2 seasons as a head coach. The last coach to accomplish this feat was Pittsburgh's Mike Tomlin during the 2007-08 seasons.

HEAD COACHES TO MAKE PLAYOFFS IN EACH OF FIRST TWO SEASONS (Since 1990)


<u>Coach (Team)</u>	<u>Years</u>	<u>Combined Reg. Season Record</u>
Bill Cowher (Pit.)	1992-93	20-12
Dennis Green (Min.)	1992-93	20-12
Barry Switzer (Dal.)	1994-95	24-8
Ray Rhodes (Phi.)	1995-96	20-12
Steve Mariucci (SF)	1997-98	25-7
Chan Gailey (Dal.)	1998-99	18-14
Mike Martz (STL)	2000-01	24-8
Herm Edwards (NYJ)	2001-02	19-13
Mike Tomlin (Pit.)	2007-08	22-10
John Harbaugh (Bal.)	2008-09	20-12



FIRST-YEAR HEAD COACHES TO REACH CONFERENCE CHAMPIONSHIP (Super Bowl Era)

<u>Coach (Team)</u>	<u>Result/Opp. (Date)</u>
John Harbaugh (Bal.)	L, 14-23 at Pit. (1/18/09)
Sean Payton (NO)	L, 14-39 at Chi. (1/21/07)
Jim Mora Jr. (Atl.)	L, 10-27 at Phi. (1/23/05)
Bill Callahan (Oak.)	W, 41-24 vs. Ten. (1/19/03)
Steve Mariucci (SF)	L, 10-23 vs. GB (1/11/98)
Barry Switzer (Dal.)	L, 28-38 at SF (1/15/95)
George Seifert (SF)	W, 30-3 vs. LA (1/14/90)
Bud Carson (Cle.)	L, 21-37 at Den. (1/14/90)
Red Miller (Den.)	W, 20-17 vs. Oak. (1/1/78)
Don McCafferty (Ind.)	W, 27-17 vs. Oak. (1/3/71)
John Madden (Oak.)	L, 7-17 vs. KC (1/4/70)
Joe Collier (Buf.)	L, 7-31 vs. KC (1/1/67)

A DANGEROUS "REED"



S Ed Reed owns 5 career INTs in the playoffs, including 2 -- 1 a 64-yard TD return -- in the Wild Card win at Miami last postseason. The 5 picks tie for 3rd among active NFL players. Reed's thefts have come in 5 games, which is 5 fewer contests played than Ricky Manning Jr., with whom he is tied.

ACTIVE NFL INTs LEADERS (Postseason Games)

<u>Rk. Name</u>	<u>INTs</u>	<u>Yards</u>	<u>TDs</u>	<u>Games</u>
1. Asante Samuel	7	227	4	17
2. Ty Law	6	116	1	13
3. Ed Reed	5	99	1	5
Ricky Manning Jr.	5	21	0	10

Reed Quick Hit:

- Reed has totaled dual INTs in 2 playoff games in his career. He picked off Peyton Manning twice in the 2006 Divisional game and Chad Pennington twice in the Wild Card round last season.

PLAYOFF SACK ARTIST



LB Terrell Suggs has posted 4 sacks in 5 career playoff games. Dating back to the 2006 campaign, when Baltimore hosted Indianapolis in the Divisional Playoff, Suggs' 4 QB drops tie (Dwight Freeney) for 2nd most in postseason play during that span.

NFL POSTSEASON SACKS LEADERS (Since 2006)

<u>Rk. Player</u>	<u>Sacks</u>	<u>Yards</u>
1. LaMarr Woodley	8.0	49.0
2. Terrell Suggs	4.0	35.0
Dwight Freeney	4.0	32.0

Suggs Quick Hit:

- In last year's AFC Championship at Pittsburgh, Suggs had 2 sacks while playing with a separated shoulder he sustained the week prior against Tennessee.

TOP PLAYOFF PERFORMERS

WR DERRICK MASON

- Mason saw action in his 1st-career playoff appearance primarily as a kickoff and punt returner, helping the Tennessee Titans to the 1999 AFC Championship and a berth in Super Bowl XXXIV.

<u>Games</u>	<u>Rec.</u>	<u>Yards</u>	<u>Avg.</u>	<u>LG</u>	<u>TD</u>
13	43	518	12.0	48t	2

DE TREVOR PRYCE

- Pryce was part of the Super Bowl XXXII and XXXIII champion Denver Broncos teams his 1st 2 years in the NFL.

- In 4 playoff games as a Raven, Pryce has 11 total tackles (8 solo) and 1 sack (-6 yards).

<u>Games</u>	<u>Tackles</u>	<u>Solo</u>	<u>Asst.</u>	<u>Sacks</u>	<u>Yards</u>	<u>PD</u>
15	30	19	11	2.5	9.5	2

LB RAY LEWIS

- Lewis made 11 tackles (6 solo) and had 4 PD en route to Super Bowl XXXV MVP honors when the Ravens topped the New York Giants, 34-7, on 1/28/01.

- Facing Tennessee in the Divisional round that season, Lewis recorded his sole postseason TD, taking a Steve McNair INT 50 yards for the score in the Ravens' 24-10 victory.

- He had his highest postseason tackle total with 23 stops (13 solo) in the Ravens' Divisional loss to the Colts on 1/13/07. Lewis also notched 4 PD in that contest.

- Last postseason, Lewis had 29 tackles (23 solo) in 3 games, adding 2 forced fumbles and 1 PD.

<u>Games</u>	<u>Tackles</u>	<u>Solo</u>	<u>Asst.</u>	<u>INT</u>	<u>Yards</u>	<u>PD</u>	<u>FF</u>	<u>FR</u>
11	131	86	45	2	54	11	4	1

S ED REED

- Reed has recorded 5 INTs in 5 postseason games, including 2 during last year's Wild Card win at Miami. He returned 1 of his thefts against the Dolphins for a 64-yard TD.

<u>Games</u>	<u>Tackles</u>	<u>Solo</u>	<u>Asst.</u>	<u>INT</u>	<u>Yards</u>	<u>LG</u>	<u>PD</u>
5	12	11	1	5	99	64t	8

LB TERRELL SUGGS

- Suggs has played in 5 career playoff games, including last year's AFC Championship at Pittsburgh, where he had 2 sacks.

<u>Games</u>	<u>Tackles</u>	<u>Solo</u>	<u>Asst.</u>	<u>Sacks</u>	<u>Yards</u>	<u>FF</u>	<u>FR</u>
5	23	20	3	4	35	1	1

FLACCO'S POSTSEASON FEATS



Joe Flacco is just the 4th starting QB since the 1970 merger to reach the playoffs in his 1st 2 NFL seasons. Flacco joins Ben Roethlisberger, Bernie Kosar and Dan Marino in the elite group. Last season, Flacco became the 1st rookie QB in NFL history to win 2 playoff games.

QBs TO REACH PLAYOFFS FIRST TWO SEASONS (Since 1970)

<u>Quarterback (Years)</u>	<u>Rookie Record</u>	<u>2nd-Year Record (Outcome)</u>
Joe Flacco (2008-09)	2-1	???
Ben Roethlisberger (2004-05)	1-1	4-0 (won Super Bowl XL)
Bernie Kosar (1985-86)	0-1	1-1 (lost AFC Champ.)
Dan Marino (1983-84)	0-1	2-1 (lost Super Bowl XIX)



ROOKIE QBs TO START A PLAYOFF GAME (Since 1970)

<u>Rookie QB</u>	<u>Team</u>	<u>Season</u>	<u>Game/Opp.</u>	<u>Result</u>
Joe Flacco	Ravens	2008	WC at Mia.	W, 27-9
			Div. at Ten.	W, 13-10
			Con. at Pit.	L, 14-23
Matt Ryan	Falcons	2008	WC at Ari.	L, 24-30
B. Roethlisberger	Steelers	2004	Div. vs. NYJ	W, 20-17
			Con. vs. NE	L, 27-41
Shaun King	Buccaneers	1999	Div. vs. Was.	W, 14-13
			Con. at STL	L, 6-11
Todd Marinovich	Raiders	1991	WC at KC	L, 6-10
Jim Everett	LA Rams	1986	WC at Was.	L, 7-19
Bernie Kosar	Browns	1985	Div. at Mia.	L, 21-24
Dan Marino	Dolphins	1983	Div. vs. Sea.	L, 20-27



2009 PLAYOFFS / OPPONENT INFO

**BALTIMORE
RAVENS**
(9-7)



AT
Gillette Stadium
Jan. 10, 2010
1:00 p.m. Eastern



**NEW ENGLAND
PATRIOTS**
(10-6)

PATRIOTS IN A SNAPSHOT

The Patriots are good, and they have been remarkably consistent under Bill Belichick, who was named New England's head coach in 2000. Under Belichick, the Pats own NFL records for consecutive victories including playoffs (21 from 2003-04) and consecutive play-off triumphs (10 from 2001-05). Plus, New England became the only team in league annals to win 3 Super Bowls in 4 years (2001-04). After starting his NE tenure with a 5-11 mark, Belichick teamed with QB Tom Brady to begin an impressive stretch that includes 7 play-off appearances in 8 seasons. Even last season, when Brady missed 15 games, New England produced an 11-5 mark, but did not make the playoffs. With Scott Pioli, now the GM of the Chiefs, Belichick assembled a roster that features an amazing 13 Pro Bowl players. Seven of those Pro Bowlers are on offense: Brady, WRs Randy Moss and Wes Welker, who left last Sunday's loss at Houston with a knee injury, RB Fred Taylor, C Dan Koppen, LG Logan Mankins and LT Matt Light. Standouts on defense include NT Vince Wilfork, former Raven OLB Adalius Thomas and LCB Shawn Springs. Both kickers, K Stephen Gostkowski and P Chris Hanson, have made it to the NFL All-Star game. The Patriots own the NFL's best home record (61-19) since 2000, 3 games better than the Ravens (58-22). (The Colts are 60-20, 2 games ahead of Baltimore.) The Patriots did not lose at home (8-0) in the 2009 regular season. Four players were named to the Pro Bowl this year: Brady, Welker and Mankins from the offense, and Wilfork from the defense.

BROADCAST CREWS

TV: CBS-TV (Channel 13/23 in Baltimore)

Jim Nantz (Play-by-Play) Phil Simms (Analyst)
Lance Barrow (Producer) Mike Arnold (Director)

National Radio: Westwood One

Kevin Harlan (Play-by-Play) Mark Malone (Analyst)
Steve Tasker (Sideline Reporter)

Local Radio: WBAL Radio (1090 AM)/98 Rock (97.9 FM)

Gerry Sandusky (Play-by-Play) Stan White (Offensive Analyst)
Rob Burnett (Defensive Analyst)

SERIES HISTORY

- **Overall Series:** Patriots lead series, 5-0.
- **In Foxborough:** Ravens are 0-3.
- **In Baltimore:** Ravens are 0-2.
- **Current Streak:** New England has won 5 straight.
- **Postseason:** The teams have never met in the playoffs.

Date	Location	Result	Attendance
10-6-96	Baltimore	Patriots, 46-38	63,569
1-2-00	New England	Patriots, 20-3	50,263
11-28-04	New England	Patriots, 24-3	68,756
12-3-07	Baltimore	Patriots, 27-24	71,382
10-4-09	New England	Patriots, 27-21	68,756

THE LAST MEETING

PATRIOTS 27, RAVENS 21
Oct. 4, 2009 • Gillette Stadium

An impressive final drive in the 4th quarter fell short when the Ravens dropped a 27-21 decision at the Patriots. Baltimore drove to the Pats' 14 and faced a 4th-and-4 before QB Joe Flacco's pass to WR Mark Clayton fell incomplete. The Ravens took a 7-3, 1st-quarter lead on a Flacco-to-WR Derrick Mason 20-yard TD pass. After the Patriots took a 17-7 halftime lead, OLB Terrell Suggs sacked QB Tom Brady, causing a fumble that DE Dwan Edwards recovered in the end zone to bring the Ravens within 3 points (17-14). The 14-yard sack for Suggs made him the franchise's all-time leader in sack yardage (437 at the time), passing Peter Boulware (428). A Brady-to-WR Randy Moss 14-yard TD gave NE a 24-14 advantage. Flacco then found RB Willis McGahee on a 13-yard TD to make it 24-21 in the 4th quarter. The TD was McGahee's 7th on the season, which gave him a league-high 42 points. A Stephen Gostkowski 33-yard FG provided the final margin. In the loss, RB Ray Rice collected his 3rd-career 100-yard game (103 yards), and the Ravens' defense extended its streak of not allowing a 100-yard rusher to an NFL-high 39 games.

2009 TALE OF THE TAPE

Category	Ravens	Patriots
2009 Record	9-7	10-6
Current Streak	Won 1	Lost 1
Points Scored	391	427
TDs Scored	47	50
Rushing TDs Scored	22	19
Passing TDs Scored	21	28
TDs on Returns	4	3
Points Against	261	285
TDs Allowed	27	35
Rushing TDs Allowed	8	6
Passing TDs Allowed	17	25
TDs Allowed by Return	2	4
Time of Possession Avg.	29:18	32:55
Red Zone TD Pct. For	52.6%	52.3%
Red Zone TD Pct. Against	41.9%	55.0%
KOR Avg. For	26.2	22.7
KOR Avg. Against	20.3	24.4
PR Avg. For	7.4	11.4
PR Avg. Against	7.6	9.0

2009 NFL RANKINGS

Category	--Ravens--		--Patriots--	
	Stats	Rank	Stats	Rank
Total Offense	351.2	13	397.3	3
Rush Offense	137.5	5	120.1	12
Pass Offense	213.7	18	277.3	3
Points Per Game	25.0	9	22.5	6
3rd-Down Off. %	41.6	11(t)	43.7	8
Total Defense	300.5	3	320.2	11
Rush Defense	93.3	5	110.5	13
Pass Defense	207.3	8(t)	209.7	12
Points Per Game	16.3	3	17.8	5
3rd-Down Def. %	36.7	11	37.1	12
Turnover Ratio	+10	4	+6	8(t)

NUMBERS TO RAVE ABOUT VS. PATS

3

Sacks the Ravens had in Week 4 at NE, including a forced fumble by LB Terrell Suggs that DE Dwan Edwards recovered for a TD.

9.4

Average yards per rush by RB Ray Rice in Week 4 at NE, gaining 103 yards on 11 carries. The 9.4 mark produced the 5th-best average in franchise history (min. 10 carries).

27

Completions by QB Joe Flacco in Week 4 at NE. Flacco finished the game 27-of-47 for 264 yards, 2 TDs and 1 INT.

64.3

A season-best percentage on 3rd down by the Ravens in Week 4 at NE, with Baltimore going 9-of-14. It marked the 5th-best 3rd-down success rate in franchise history.

152

Yards from scrimmage by RB Ray Rice in Week 4 at NE (103 rushing and 49 receiving), the most total yards gained by a single player against the Patriots' defense this season.

PUBLIC RELATIONS CONTACTS

Kevin Byrne . . . Sr. Vice President of Public & Community Relations
Chad Steele . . . Director of Media Relations
Patrick Gleason . . . Public/Media Relations Manager
Karen McGee . . . Public/Community Relations & Credential Assistant
Marisol Renner . . . Publications & Public Relations Specialist
Kristen Deahl, Shane Koppens, Tom Valente . . . PR Interns



2009 PLAYOFFS / OPPONENT INFO

TOP PERFORMERS VS. PATS

WR DERRICK MASON

G	Rec.	Yds	Avg.	LG	TDs	1st	25+
5	28	348	12.4	24	2	24	0

- In Week 4 at New England, Mason recorded a game-high 7 receptions for 88 yards and a touchdown.
- On 10/5/03 at New England while playing for Tennessee, Mason produced 8 receptions for 99 yards (12.4 avg.), converting 6 catches (75%) for 1st downs.

RB WILLIS MCGAHEE

G	Att.	Yds	Avg.	LG	TDs	1st	10+
8	128	454	3.5	18	1	25	13

- McGahee has also posted 13 receptions for 157 yards and 1 TD against the Patriots.
- McGahee rushed for 138 yards on 30 carries vs. NE on 12/3/07 in a Monday night showdown in Baltimore. McGahee produced 1 rushing TD in Baltimore's heartbreaking 27-24 loss.
- In 4 career games at Gillette Stadium, McGahee has carried the ball 70 times for 254 yards (3.6 avg.), converting 12 runs for 1st downs. He has also pulled in 6 receptions for 70 yards and 1 TD and converted 4 of his catches for 1st downs.

DT HALOTI NGATA

G	TT	Solo	AS	INT	TD	FF	FR	Sacks	PD
2	13	10	3	0	0	0	0	1-6	0

- Ngata recorded 5 total tackles at NE in Week 4 this season, tying his single-game high for 2009.
- Ngata's 8 tackles against NE on 12/3/07 are the 2nd most he has in his career (9 vs. Cin. in 2007).

DE TREVOR PRYCE

G	TT	Solo	AS	INT	TD	FF	FR	Sacks	PD
8	28	20	8	0	0	0	0	4.5-27	0

- Pryce posted a season-high 5 tackles in Week 4 at New England (10/4), also netting 1 sack on the day.

S ED REED

G	TT	Solo	AS	INT	TD	FF	FR	Sacks	PD
3	15	14	1	1-32	0	0	0	0	3

- Reed's 6 solo tackles in Week 4 at New England tied his 2nd-highest output of the season.

LB TERRELL SUGGS

G	TT	Solo	AS	INT	TD	FF	FR	Sacks	PD
3	13	11	2	0	0	1	0	1-14	1

- In Week 4 this season at New England, Suggs sacked QB Tom Brady, forcing a fumble that DE Dwan Edwards recovered for a TD.

PATS & RAVENS TOUGH AT HOME

This decade, the Ravens own the NFL's 3rd-best home record during regular season play. Only the Patriots and Colts have better marks. This Sunday, the Ravens aim to earn a win at a place that boasts the NFL's premier home-field advantage.

NFL's BEST REGULAR SEASON HOME RECORDS (2000-Present)

Rk.	Team	Record	Pct.
1.	New England Patriots	61-19	.763
2.	Indianapolis Colts	60-20	.750
3.	Baltimore Ravens	58-22	.725
4.	Pittsburgh Steelers	57-22-1	.719
5.	Minnesota Vikings	55-25	.688

QUICK HITS

- Baltimore looks to earn a win against the Patriots for the 1st time ever. New England (5-0) and Carolina (3-0) are the only NFL teams in regular season play the Ravens have not beaten.
- Including playoffs, the Ravens are 10-9 all time on the road under John Harbaugh. Baltimore was 3-5 this season, earning victories at Oakland (21-13 last Sunday), San Diego (31-26 on 9/20) and at Cleveland (16-0 on 11/16).
- In the regular season, the Ravens are 9-13 against teams from the AFC East. Baltimore is 2-0 vs. the division in the playoffs, earning both wins over Miami (2001 and 2008).

RAVENS-PATRIOTS CONNECTIONS

Ravens/Patriots Connections



- Patriots head coach **Bill Belichick** was raised in Annapolis, Md., and he was a decorated athlete at Annapolis HS where he is currently enshrined in the Hall of Fame. Belichick's father, Steve, coached at the Naval Academy for 33 years.
- Belichick's 1st coaching job in the NFL was as a special assistant to former head coach Ted Marchibroda and the Baltimore Colts in 1975.

- Patriots special teams coach **Scott O'Brien** coached the same position for the Cleveland Browns from 1991-95 and made the move to Baltimore with the franchise to coach the Ravens' special teams for 3 more seasons (1996-98).

- Patriots **LB Adalius Thomas** was selected by Baltimore, where he played from 2000-06, in the 6th round of the 2000 NFL Draft. During his time with Baltimore, he earned 2 Pro Bowl nods (2003, 2006) while amassing 436 tackles, 38.5 sacks, 6 INTs and 15 FFs.

- Ravens **WR Kelley Washington**, a former Patriot (2007-08), led the team in special teams tackles with a career-high 18 in '07.



Pro Connections

- As teammates with the Vikings from 1998-2004, Ravens **C Matt Birk** and Patriots **WR Randy Moss** were selected to a total of 9 Pro Bowls between the two of them.

Maryland/New England Connections

- Ravens **RB Willis McGahee** is a 1st cousin of Patriots 2009 2nd-round draft pick **CB Darius Butler**.

- **Mike Woicik**, the Patriots' strength and conditioning coach, was born in Baltimore.

- Several players featured in this game grew up in Maryland: Ravens **CB Domonique Foxworth** (Randallstown) and **T Jared Gaither** (White Plains), along with Patriots **CB Leigh Bodden** (Hyattsville), **LB Derrick Burgess** (Greenbelt), **CB Shawn Springs** (Silver Spring) and **CB Kyle Arrington** (Accokeek). Gaither and Burgess both attended Eleanor Roosevelt (Greenbelt, MD) HS.

College Connections

- New England defensive coordinator **Dean Pees** was Baltimore head coach **John Harbaugh's** defensive coordinator during the 1983 season at Miami (OH) University, where Harbaugh played defensive back. Harbaugh said of Pees: "He was the one coach who thought I could play."



- In 2005, Ravens **DT Haloti Ngata** and **WR Demetrius Williams** and Patriots **SS Patrick Chung** (2009 2nd-round pick) all enjoyed stellar seasons with the Oregon Ducks. Ngata was named a consensus 1st-team All-American on his way to being drafted 12th overall by Baltimore, while Williams led the Ducks' offense with 59 receptions for 1,059 yards and 10 TDs. At the same time, Chung was enjoying his freshman campaign as the Ducks' 2nd-leading tackler with 91 stops (58 solo) and 2 INTs.

- From 2006-07, Ravens **T Michael Oher** and Patriots **RB BenJarvus Green-Ellis** helped guide the Ole Miss Rebels' offense. Oher was instrumental in creating holes for Green-Ellis, who amassed 2,137 rushing yards and 13 TDs over those 2 seasons.

- Several players crossed paths as members of the Miami Hurricanes in the early part of the decade: Ravens **RB Willis McGahee** (2000-02) and **LB Tavares Gooden** (2003-07) each played with Patriots **DL Vince Wilfork** (2001-03) and **S Brandon Meriweather** (2002-06). Ravens **S Ed Reed** also spent the 2001 season with Wilfork and McGahee at the "U."

- Ravens DBs coach **Mark Carrier** played at USC with Patriots **LB Junior Seau** from 1987-89. Both concluded their Trojans careers with honors: Carrier, who played safety, was USC's 1st recipient of the Jim Thorpe Award, while Seau earned a unanimous 1st-team All-America selection.

High School Connection

- Ravens **QB Troy Smith** and Patriots **LB Pierre Woods** attended Glenville (Cleveland, OH) HS, along with Dolphins WR Ted Ginn Jr. and Bills S Donte Whitner.



HARBAUGH / COORDINATORS INFO

COACH "HARBS"



Taking over a team that produced a 5-11 mark in 2007, John Harbaugh guided the '08 Ravens to an 11-5 record and an appearance in the AFC Championship game where they lost a heart-stopping battle to the eventual Super Bowl Champion Steelers. En route to the conference title game, Harbaugh tied the NFL record (since 1978) for turnarounds for head coaches taking over a sub-.500 team, and he became just the 5th rookie head coach to win his first 2 playoff games. This season, "Harbs" became the 10th coach since 1990 to reach the playoffs in his 1st 2 seasons as a head coach.

HEAD COACH SNAPSHOT

- Career Record20-12
- at Home12-4
- on Road.....8-8
- vs. AFC15-9
- vs. NFC5-3
- Playoff Record.....2-1

Harbaugh, who established a reputation as one of the NFL's top special teams coaches, is the 3rd head coach in team history, following Ted Marchibroda (1996-98) and Brian Billick (1999-2007). Harbaugh arrived in Baltimore with 24 years of pro and college coaching experience, including the previous 10 seasons with Philadelphia. He was the Eagles' special teams coach from 1998-2006 and headed Philly's secondary in 2007. Harbaugh was originally hired by then-head coach Ray Rhodes and, subsequently, was 1 of 4 assistants retained by Andy Reid in 1999.

One of 4 new head coaches in the NFL last season, Harbaugh's Ravens produced the most total wins (13) among them all. The others included: Mike Smith (Atlanta, 11), Tony Sparano (Miami, 11) and Jim Zorn (Washington, 8).

Under Harbaugh, the Ravens own a 20-12 regular season record. Including playoffs (2-1 in 2008), the Ravens are 22-13 in the Harbaugh Era, tying for the NFL's 3rd-most total wins since '08.

NFL WINS / INCLUDING PLAYOFFS (Since 2008)

Rk. Team	Combined Record
1. Indianapolis Colts	26-7
2. Pittsburgh Steelers	24-11
3. Baltimore Ravens	22-13
Arizona Cardinals	22-14
Minnesota Vikings	22-11
Philadelphia Eagles	22-12
San Diego Chargers	22-12



MOST WINS BY A FIRST-YEAR HEAD COACH (Since 1970 Merger)

Coch (Team)	Year	Record	Playoff Record/Round
Jim Caldwell (Ind.)	2009	14-2	TBD
George Seifert (SF)	1989	14-2	3-0 SB
Steve Mariucci (SF)	1997	13-3	1-1 Con.
Barry Switzer (Dal.)	1994	12-4	1-1 Con.
John Harbaugh (Bal.)	2008	11-5	2-1 Con.
Mike Smith (Atl.)	2008	11-5	0-1 WC
Tony Sparano (Mia.)	2008	11-5	0-1 WC
Jim Mora (Atl.)	2004	11-5	1-1 Con.
Bill Callahan (Oak.)	2002	11-5	2-1 SB
Bill Cowher (Pit.)	1992	11-5	0-1 Div.
Dennis Green (Min.)	1992	11-5	0-1 WC
Bobby Ross (SD)	1992	11-5	1-1 Div.



MOST WINS / TEAMS WITH ROOKIE HC & QB (NFL Single-Season History)

Team	Rookie Head Coach/Rookie QB	Wins
2008 Ravens	John Harbaugh/Joe Flacco	13*
2008 Falcons	Mike Smith/Matt Ryan	11
1995 Panthers	Dom Capers/Kerry Collins	7
2009 Jets	Rex Ryan/Mark Sanchez	8

* Includes 2 Playoff wins

HARBAUGH TIMELINE

Team	Position	Years
Baltimore Ravens	Head Coach	2008-09
Philadelphia Eagles	Secondary	2007
Philadelphia Eagles	Special Teams Coord.	1998-2006
Indiana University	DBs/Special Teams Coord.	1997
University of Cincinnati	Assistant Head Coach	1995-96
University of Cincinnati	TEs/OLBs/RBs/Rec. Coord.	1989-94
Morehead State	DBs/Special Teams Coord.	1988
University of Pittsburgh	Tight Ends	1987
Western Michigan	Graduate Assistant	1984-86

"MATTI" SETTLES IN



The Ravens named Greg Mattison their new defensive coordinator on Jan. 26, 2009. Mattison, who served as Baltimore's LBs coach in 2008, became the 4th defensive coordinator in franchise history: Rex Ryan – 2005-08; Mike Nolan – 2002-04; Marvin Lewis – 1996-2001.

RAVENS FINAL "D" RANKINGS (Past 5 Seasons)

Year	YPG	Rk.	PPG	Rk.
2009	300.5	3	16.3	3
2008	261.1	2	15.3	3
2007	301.6	6	24.0	22t
2006	264.1	1	12.6	1
2005	284.7	5	18.7	5

Before joining the Ravens last season – his 1st in the NFL – Mattison coached for 32 years on the collegiate level, including 10 as a defensive coordinator. From 2005-07, Mattison served as Florida's co-defensive coordinator/defensive line coach, helping the Gators win the National Championship in 2006. Mattison was also the "D" coordinator at Notre Dame from 1997-2001 and at Michigan from 1995-96.

Mattison's ties to the Harbaugh coaching family are deep rooted. Serving as "D" coordinator and LBs coach under Jack Harbaugh at Western Michigan from 1981-86, Mattison coached with John Harbaugh, who was a graduate assistant for his father (1984-86).

Mattison coordinates a unit that this decade ranks 1st in many NFL defensive categories. The Ravens finished 2009 as the NFL's 3rd-rated defense (300.5 yards allowed per game).

TOTAL DEFENSE (Yards Allowed Since 2000)
1. Pittsburgh280.6
2. Baltimore 284.3
3. Tampa Bay296.4

POINTS PER GAME (Fewest Allowed Since 2000)
1. Baltimore 17.0
2. Pittsburgh17.4
3. Philadelphia18.0

TAKE-AWAYS (Most Since 2000)
1. Baltimore 338
2. Carolina327
3. Tampa Bay322

RUSHING YARDS PER GAME (Fewest Allowed Since 2000)
1. Baltimore 88.9
2. Pittsburgh89.1
3. Minnesota101.7

3RD-DOWN CONVERSION % (Pct. Since 2000)
1. Philadelphia33.9
2. Baltimore 34.1
3. Chicago35.1

OPPONENT QB RATING (Lowest Since 2000)
1. Baltimore 70.3
2. Tampa Bay72.5
3. Pittsburgh74.4

INTERCEPTIONS (Most Since 2000)
1. Baltimore 213
2. Tampa Bay205
3. Green Bay198

INTERCEPTION TDs (Most Since 2000)
1. Baltimore 27
Green Bay27
3. Tennessee24

CAM'S O.C. SUCCESS



Cam Cameron, Baltimore's offensive coordinator, guided a Ravens' attack in 2009 that tied the franchise record for points (391 in 1996) and also set a record for most TDs scored (47, breaking the 1996 mark of 45).

In 2008, Cameron was hired by John Harbaugh after serving 1 season (2007) as Miami's head coach and 5 seasons before that guiding the Chargers' explosive attack. Cameron, who Harbaugh has known for 28 years, is acknowledged as one of the top developers of QBs in the NFL. Prior to his 1-year stint in Miami, 4 of Cameron's last 5 starting QBs earned Pro Bowl or collegiate All-American recognition: Philip Rivers and Drew Brees in San Diego, Antwaan Randle El, when Cameron was the Indiana head coach, and Gus Frerotte, when he tutored the QBs for the Redskins.

2009 Offensive Highlights/Ravens Records:

• In 2009, the Ravens tied the franchise record for points (391 in 1996) and also set a record for most TDs scored (47, breaking the 1996 mark of 45). Additionally, Baltimore registered a team-record 22 rushing TDs.

• The Ravens produced the top 3 offensive games in team history: 548 yards vs. Detroit, 501 vs. Kansas City and 479 vs. Cleveland.

• For the 1st time in franchise history, Baltimore had a 3,000-yard passer (Joe Flacco, 3,613), a 1,000-yard rusher (Ray Rice, 1,339) and 1,000-yard receiver (Derrick Mason, 1,028) in the same season.

• Here are other team records set by the offense in 2009: Flacco's 88.9 QB rating and completion percentage (63.1), and Rice's rushing yards per attempt (5.3). Three marks fell just short (2nd) of team records: Rice's total yards from scrimmage (2,041), Flacco's completions (315) and his yards per attempt (7.24).

• Under Cameron, Baltimore is 9-1 (5-1 in '09) when posting a 100/200 day – rushing for 100 yards and passing for 200 yards.



OZZIE NEWSOME / PERSONNEL INFO

WIZARD OF OZ



Ozzie Newsome’s legacy is unlike any the game has seen. Known throughout all of sports as a premier leader, Newsome is a Hall of Fame player, the architect of Baltimore’s Super Bowl XXXV championship team and an elite personnel evaluator who became the NFL’s first African American general manager. “Ozzie’s credibility is what stands out the most,” head coach John Harbaugh states. “And it’s not just about what he has accomplished. To me, it’s his commitment and focus while striving to do more.”

OZZIE NEWSOME CAREER SNAPSHOT

- NFL’s 1st African American General Manager (promoted in 2002)
- Architect of Ravens 2000 Super Bowl XXXV Championship Team
- NFL Executive of the Year (2000)
- Pro Football Hall of Fame (class of 1999)
- State of Alabama Hall of Fame (class of 1995)
- National Football Foundation College Hall of Fame and NCAA Hall of Fame (class of 1994)
- 13-Year NFL Tight End with Cleveland Browns (1978-90)
- 3-Time Pro Bowler (1981, 1984-85)
- 4-Time Cleveland Touchdown Club Offensive Player of the Year
- Current Member of 3 Major NFL Policy-Making Committees: Competition, Diversity and Player Care Foundation Committees

FIRST-ROUND FINDS

Since moving to Baltimore in 1996, the Ravens, led by GM Ozzie Newsome, have had 14 drafts and selected 16 players in the 1st round (including 2009 T Michael Oher). These picks have earned an amazing 42 combined Pro Bowls and several All-Rookie honors:

RAVENS FIRST-ROUND DRAFT PICKS

Year	Name	Pick	Pro Bowls
1996	T Jonathan Ogden*	4	11
1996	LB Ray Lewis*	26	11
1997	LB Peter Boulware*	4	4
1998	CB Duane Starks*	10	
1999	CB Chris McAlister*	10	3
2000	RB Jamal Lewis*	5	1
2000	WR Travis Taylor	10	
2001	TE Todd Heap*	31	2
2002	S Ed Reed*	24	6
2003	OLB Terrell Suggs*	10	3
2003	QB Kyle Boller	19	
2005	WR Mark Clayton*	22	
2006	DT Haloti Ngata*	12	1
2007	G Ben Grubbs*	29	
2008	QB Joe Flacco^	18	
2009	Michael Oher	23	

* All-Rookie Team performer that season

^ Diet Pepsi Rookie of the Year (NFL.com Fan Vote)

Top 10 Quick Hit:

- Of the 7 players chosen in the top 10 by Baltimore, 5 have earned Pro Bowl status. Two of those players -- Peter Boulware and Terrell Suggs -- also earned Rookie of the Year honors.

Late-Round Success Quick Hit:

- The Ravens have found gems late in the 1st round, including LB Ray Lewis (26th), TE Todd Heap (31st), S Ed Reed (24th), G Ben Grubbs (29th) and T Michael Oher (23rd).

HOMEGROWN PRO BOWLERS

The Ravens have had 25 different players earn Pro Bowl honors since the team’s inception in 1996. Of those, 14 are homegrown players -- 13 drafted and 1 signed as a rookie free agent:

RAVENS HOMEGROWN PRO BOWLERS

Year Drafted (Rd).	Name	Pro Bowls
1996 (1st)	Jonathan Ogden	11
1996 (1st)	Ray Lewis	11
2002 (1st)	Ed Reed	6
1997 (1st)	Peter Boulware	4
1999 (1st)	Chris McAlister	3
2003 (1st)	Terrell Suggs	3
1996 (5th)	Jermaine Lewis	2
2001 (1st)	Todd Heap	2
2000 (6th)	Adalius Thomas	2
2007 (4th)	Le’Ron McClain	2
2006 (1st)	Haloti Ngata	1
2008 (2nd)	Ray Rice	1
2000 (1st)	Jamal Lewis	1
2002 (RFA)	Bart Scott#	1

Signed as an undrafted rookie free agent **Bold purple indicate 2009 Pro Bowlers**

SUCCESS ACROSS THE BOARD

Of the Ravens’ current 22 starters, 17 are players who were drafted by Baltimore (9 on offense and 8 on defense). Impressively, the Ravens’ entire starting offensive backfield consists of their own draft picks, while all 4 of Baltimore’s starting LBs were drafted by the team. The Ravens have had drafting success across the board, producing 9 starters from the 1st round, 2 from the 2nd, 2 from the 3rd, 2 from the 4th, 1 from the 5th and 1 from the supplemental draft (5th round).

RAVENS STARTERS: ACQUISITION BREAKDOWN (17 Draft Picks / 5 Free Agents)

		RB Rice 2nd ('08)				FB McClain 4th ('07)				QB Flacco 1st ('08)	
WR Clayton 1st ('05)	TE Heap 1st ('01)	RT Oher 1st ('09)	RG Yanda 3rd ('07)	C Birk FA ('09)	LG Grubbs 1st ('07)	LT Gaither Sup. 5th ('07)			WR Mason FA ('05)		
		DT Ngata 1st ('06)		NT Gregg FA ('00)		DE Edwards 2nd ('04)					
CB Carr FA ('09)	SLB Johnson 4th ('03)		MLB Lewis 1st ('96)	JLB Gooden 3rd ('08)	RLB Suggs 1st ('03)		CB Foxworth FA ('09)				
		SS Landry 5th ('06)		FS Reed 1st ('02)							

COACHING TREE

In addition to his ability to produce successful draft classes, GM Ozzie Newsome also fosters a working environment that breeds standout coaches. By bringing in individuals who embrace the “Raven way,” Newsome aims to create a synergy that manufactures success among the scouts, coaches and players. As a result, Baltimore has had many of its assistants move on to become head coaches on the collegiate and NFL levels.

CURRENT HEAD COACHES ROOTED IN RAVENS ORGANIZATION

Head Coach (Team)	Last Position Held w/ Ravens (Years)
Jack Del Rio (Jaguars)	Linebackers (1999-2001)
Kirk Ferentz (Iowa)	Asst. Head Coach/Offense (1996-98)
Pat Hill (Fresno State)	Tight Ends (1996)
Al Lavan (Delaware State)	Running Backs (1996-98)
Marvin Lewis (Bengals)	Def. Coordinator (1996-2001)
Eric Mangini (Browns)	Quality Control/Offense (1996)
Rick Neuheisel (UCLA)	QBs/Off. Coordinator (2005-07)
Rex Ryan (Jets)	Asst. Head Coach/Def. Coord. (1999-2008)
Jim Schwartz (Lions)	Quality Control/Defense (1996-98)
Mike Singletary (49ers)	Inside Linebackers (2003-04)
Mike Smith (Falcons)	Linebackers (1999-2002)
Ken Whisenhunt (Cardinals)	Tight Ends (1997-98)

(Mike Nolan, the Ravens’ defensive coordinator from 2001-04 and Denver’s current defensive coordinator, was head coach of the 49ers from 2005-08.)

2009 PRO BOWL RAVENS



The Ravens had 5 players selected to the 2009 Pro Bowl: LB Ray Lewis (11th), S Ed Reed (6th), FB Le’Ron McClain (2nd), DT Haloti Ngata (1st) and RB Ray Rice (1st). Baltimore’s 5 players tie Denver and San Diego for 2nd most in the AFC and 3rd most in the NFL.

TEAM WITH MOST PRO BOWLERS (2009 Season)

Rk.	Team	Pro Bowlers
1.	Minnesota	8
2.	Dallas	6
	Indianapolis	6
	Philadelphia	6
3.	Baltimore	5
	Denver	5
	New Orleans	5
	San Diego	5

Recent Pro Bowl Success:

- Over the past 4 seasons (since 2006), the Ravens have had 13 different players earn Pro Bowl honors.



MILESTONES / FRANCHISE FACTS

SEASON'S HONORS

LB BRENDON AYANBADEJO (currently on IR - thigh)
• AFC Defensive Player of Week (Week 3)
Had 6 tackles, 1 sack (-5 yards) and 1 INT, helping hold the Browns to 186 total net yards in the Ravens' 34-3 win.

CB DOMONIQUE FOXWORTH
• AFC Defensive Player of Week (Week 16)
Posted 3 tackles (2 solo), a career-high 2 INTs and 5 PD in the Ravens' 31-7 victory over Chicago.

G BEN GRUBBS
• Pro Bowl (1st Alternate)
Grubbs helped pave the way for the Ravens' 5th-ranked rushing attack (137.5 ypg) and a team-record 22 rushing TDs.
• Pro Football Weekly's Mid-Season All-Pro Team

LB RAY LEWIS
• Pro Bowl (Starter - 11th Selection)
Lewis posted 164 tackles (100 solo), 3 sacks, 6 PD, 3 FFs and 1 FR for the Ravens' 3rd-ranked defense.

FB Le'RON McCLAIN
• Pro Bowl (Starter - 2nd Selection)
McClain finished the season with 180 rushing yards and 2 TDs, also serving as the lead blocker in the Ravens' rushing attack that averaged 137.5 yards per game (5th in NFL).

DT HALOTI NGATA
• Pro Bowl (Starter - 1st Selection)
Ngata finished the season with 41 tackles (23 solo), 1.5 sacks, 1 FR and 1 FF.
• Pro Football Weekly's Mid-Season All-Pro Team

T MICHAEL OHER
• Peter King's Sports Illustrated Mid-Season All-Pro Team

S ED REED
• Pro Bowl (Starter - 6th Selection)
Reed finished with 54 tackles, 6 PD and 3 INTs this season, including a 52-yard TD on 10/11 vs. Cincinnati.

RB RAY RICE
• Pro Bowl (1st Selection)
Rice finished the season with 2,041 yards (1,339 rushing and 702 receiving), 2nd most in the NFL. Rice also tallied a league-best 78 receptions by a RB.
• FedEx Ground Player of the Week (Week 15)
Rice rushed 13 times for 166 yards and 1 TD in Baltimore's 48-3 win over Detroit. He also added 53 yards receiving.

BALTIMORE'S IRON MEN

Ravens LB Jarret Johnson has played in 97 consecutive games. Johnson's streak is the current longest on the team and ties for 4th in Ravens franchise history. Below are the top current and all-time streaks in team history:

RAVENS CONSECUTIVE GAMES PLAYED (Current Streaks)

Rk.	Player	Games
1.	Jarret Johnson	97
2.	Matt Katula	80
	Derrick Mason	80



RAVENS CONSECUTIVE GAMES PLAYED (All-Time Streaks)

Rk.	Player	Games	Years
1.	Peter Boulware	111	1997-2003
2.	Matt Stover	110	2002-08
3.	Terrell Suggs	105	2003-09
4.	Jarret Johnson	97	2003-present
	Matt Stover	97	1996-2002

THE CENTURY MEN

There are 11 players on the Ravens' active roster who have played in at least 100 regular season games: Derrick Mason (202 games/154 starts), Ray Lewis (194 games/193 starts), Trevor Pryce (174 games/156 starts), Matt Birk (162 games/139 starts), Kelly Gregg (121 games/108 starts), Todd Heap (120 games/114 starts), Ed Reed (118 games/117 starts), Justin Bannan (113 games/28 starts), Corey Ivy (113/21), Jarret Johnson (111 games/63 starts) and Terrell Suggs (109 games/93 starts).

WINNING TRADITION

NFL'S MOST SUCCESSFUL FRANCHISES (Since 2000)

Team	Record	Playoff Appearances	Super Bowl Wins
Indianapolis	115-45	9	1
New England	112-48	7	3
Philadelphia	103-56-1	8	0
Pittsburgh	103-56-1	6	2
Green Bay	95-65	6	0
Denver	93-67	4	0
Baltimore	92-68	6	1

BUILDING MOMENTUM

Since 2000, Baltimore has compiled a strong record in the combined months of November (3-2 in '09) and December (2-2 in '09). Here are the top records down the stretch of this decade:

BEST RECORDS IN NOVEMBER AND DECEMBER (Since 2000)

Rk.	Team	Nov.	Dec.	Overall	Pct.
1.	New England	27-14	35-7	62-21	.747
2.	Philadelphia	28-14-1	31-11	59-25-1	.694
3.	Indianapolis	31-12	29-15	60-27	.690
4.	Pittsburgh	24-17-1	31-13	55-30-1	.639
5.	Tennessee	23-16	28-17	52-32	.619
6.	Green Bay	23-20	30-13	53-33	.616
7.	Baltimore	27-17	24-17	51-34	.600

RAVENS HOME VS. AWAY: 2009

Category	Home Stats	Away Stats
Total Offense	396.3	306.1
Rush Offense	151.1	123.9
Pass Offense	245.1	182.3
Points Per Game	28.8	20.1
3rd-Down Off. %	43.8	39.2
Total Defense	262.4	338.6
Rush Defense	95.3	91.3
Pass Defense	167.1	247.4
Opp. Points Per Game	11.9	20.8
Opp. 3rd-Down Def. %	32.4	40.7
Turnover Ratio	+9	+1

LATE SEASON RUSH

Over the past 3 seasons, the Ravens' rushing attack has flourished in December/January. Dating back to 2007, the Ravens' 162.6 rushing yards per game in these combined months of the season rank 1st in the NFL.

RUSHING YARDS PER GAME IN DECEMBER/JANUARY (Since 2007)

Rk.	Team	Att.	Yards	TDs	Yds/Gm
1.	Baltimore	477	2,277	19	162.6
2.	Carolina	472	2,249	20	160.6
3.	Cleveland	449	2,063	8	147.4

RAVENS FAST FACTS

- **Oldest Player:** WR Derrick Mason – 35 (1/17/74)
- **Youngest Player:** RB Ray Rice – 22 (1/22/87)
- **Tallest Player:** T Jared Gaither – 6-foot-9
- **Shortest Player:** RB Ray Rice – 5-foot-8
- **Heaviest Player:** NT Brandon McKinney – 360 pounds
- **Lightest Player:** CBs Lardarius Webb & Samari Rolle – 175 pounds
- **Most NFL Seasons:** LB Ray Lewis – 14
- **Most Ravens Seasons:** Ray Lewis – 14
- **College to Produce Most Ravens:** Miami – 4, LB Ray Lewis, S Ed Reed, RB Willis McGahee & LB Tavares Gooden
- **Ravens from Maryland:** CB Domonique Foxworth (Randallstown) & T Jared Gaither (White Plains)
- **Coach w/ most NFL Tenure:** John "Mother" Dunn (Asst. Strength & Conditioning) – 24th year
- **Coach w/ Most Ravens Tenure:** Wade Harman (TEs) – 11th year



RAVENS TRENDS / TEAM NOTES

RAVENS TRENDS

Team	Since 2000	2009
Record	.92-68	.9-7
vs. AFC North (since 2002)	.25-23	.3-3
vs. AFC	.69-52	.7-5
vs. NFC	.23-16	.2-2
Home	.58-22	.6-2
Away	.34-46	.3-5
On grass	.44-39	.3-2
Artificial turf	.48-29	.6-5
Outdoors	.91-62	.9-6
Indoors	.1-6	.0-1
September	.20-12	.3-0
October	.18-21	.0-3
November	.27-17	.3-2
December	.24-17	.2-2
January	.3-1	.1-0
Leading at halftime	.72-9	.8-1
Trailing at halftime	.14-50	.0-6
Tied at halftime	.6-9	.1-0
Tied after 3 quarters	.2-5	.0-1
Leading After 3 quarters	.77-7	.9-0
Trailing after 3 quarters	.14-55	.0-6
Decided by 7 points or less	.33-32	.2-5
Decided by 3 points or less	.17-20	.1-4
When scoring first	.61-18	.8-1
When not scoring first	.31-50	.1-6
Positive or even turnover ratio	.82-19	.7-3
Negative turnover ratio	.10-50	.2-4
Winning penalty ratio	.38-28	.1-1
Losing penalty ratio	.47-37	.7-6
Overtime	.4-4	.1-0
When returning a KOR for a TD	.1-1	.1-0
When returning a PR for a TD	.4-2	.0-0

Offense

Scoring 20 or more points	.69-19	.8-3
Scoring 30 or more points	.31-3	.6-1
Having 20 or more first downs	.35-24	.5-4
Totaling 350 or more net yards	.36-18	.4-3
At least 35 minutes time of possession	.26-2	.1-0
Rushing for 150 or more yards	.34-9	.3-1
When not throwing an INT	.53-9	.6-1
With a 100-yard rusher	.35-15	.3-2
Without a 100-yard rusher	.57-53	.6-5
With a 100-yard receiver	.18-10	.2-2
Without a 100-yard receiver	.74-58	.7-5
With a 300-yard passer	.4-6	.2-1
Without a 300-yard passer	.87-62	.6-6

Defense

When Scoring a Defensive TD	.29-5	.1-2
When returning an INT for a TD	.24-2	.1-1
When returning a fumble for a TD	.5-3	.0-1
Recording 3 or more sacks	.52-19	.3-3
Holding opponent under 250 net yards	.28-2	.6-0
Holding opponent under 21 points	.73-26	.7-3
Holding opponent under 15 points	.63-12	.6-0
Allowing a 100-yard rusher	.7-14	.0-3
Not allowing a 100-yard rusher	.84-55	.9-4
Allowing a 100-yard receiver	.18-20	.1-2
Not allowing a 100-yard receiver	.75-47	.8-5
Allowing a 300-yard passer	.9-8	.1-0
Not allowing a 300-yard passer	.83-60	.8-7

TURNOVER RATIO SINCE 2000

Year	TA/TO	Plus/Minus	Record
2009	32/22	+10	9-7
2008	34/21	+13	11-5
2007	23/40	-17	5-11
2006	40/23	+17	13-3
2005	26/36	-10	6-10
2004	34/23	+11	9-7
2003	41/38	+3	10-6
2002	31/32	-1	7-9
2001	28/36	-8	10-6
2000	49/26	+23	12-4
Total	338/297	+41	92-68

Since 2000, here are the Ravens' records in a game:

When turnover ratio is +2 or better	.50-0
When turnover ratio is +1 or better	.67-4
When turnover ratio is even	.14-15
When turnover ratio is negative	.10-50

50-0: DID YOU KNOW?

Since 2000, the Ravens own a 50-0 record when posting at least a +2 turnover margin.

RAVENS WEEK-BY-WEEK NFL RANKINGS

Week	----Defense----			----Offense----		
	Total	Rush	Pass	Total	Rush	Pass
Week 1	n/a	n/a	n/a	n/a	n/a	n/a
Week 2	3	2	7	2	2	5
Week 3	17	1	29	3	4	13
Week 4	7	1	17	2	5	5
Week 5	8	1	23	3	5	6
Week 6	10	4	26	5	6	10
Week 7	17	8	22	7	10	8
Week 8	19	7	23	5	10	8
Week 9	13	4	19	7	10	10
Week 10	12	7	19	10	13(t)	10
Week 11	7	5	13	13	14	15
Week 12	9	5	17	13	14	15
Week 13	10	6	12	13	14	13
Week 14	10	6	15	15	17	13
Week 15	8	6	11	12	8(t)	14
Week 16	4	7	6	13	9	13
Week 17	3	6	6	14	7	15
Final	3	5	8(t)	13	5	18

RAVENS TOP 2009 NFL RANKINGS

Offense

- RB Ray Rice finished 1st in catches (78) and receiving yards (702) by NFL RBs.
- RB Ray Rice ranked 2nd in total yards from scrimmage (2,041).
- RB Willis McGahee ranked t-3rd in total touchdowns (14).
- RB Ray Rice ranked 4th in total 1st downs (82).
- Ravens ranked 4th in rushing yards per attempt (4.7 yards).
- RB Willis McGahee ranked t-4th in leading scorers among non-kickers (84 points).
- RB Willis McGahee ranked t-4th in rushing TDs (12).
- Ravens ranked 5th in rushing yards per game (137.5 yards).
- RB Ray Rice ranked 6th in rushing yards (1,339 yards).
- QB Joe Flacco ranked 10th in 4th-quarter passing (92.0 rating).
- RB Ray Rice (t-13th, 23 rec.) and WR Derrick Mason (t-15th, 22 rec.) both finished in the top 15 in 3rd-down receptions.

Defense

- Ravens ranked 1st in rushing yards per attempt (3.4 yards).
- Ravens ranked 3rd in total defense (300.5 yards allowed).
- Ravens ranked 3rd in yards per play (4.9).
- Ravens ranked 3rd in points allowed per game (16.3).
- Ravens ranked 4th in turnover differential (+10).
- Ravens ranked 4th in defense inside the 20 (41.9 TD %).
- Ravens ranked 5th in rushing yards allowed per game (93.3).

Special Teams

- Ravens ranked 1st in kickoff return average (26.2).
- K Billy Cundiff's 5 FG made vs. Ind. (11/22) was an NFL single-season high for 2009.
- Ravens ranked 4th in KOR avg. starting position (29.5-yard line).
- Ravens ranked 4th in opponent kickoff return average (20.3).
- CB Lardarius Webb ranked 9th in KOR average (26.2).

MORE "O" AND "D" '09 QUICK HITS

- Baltimore was the only team in the NFL to produce over 45 TDs while allowing less than 30.
- Baltimore was 1 of 2 teams in the NFL to have a 3,500-passer (Joe Flacco), 1,300-yard rusher (Ray Rice) and a 1,000-yard receiver (Derrick Mason). Minnesota was the only other team to have that same type of offensive production.
- The Ravens were 1 of 3 teams to register over 20 passing and 20 rushing TDs in the 2009 regular season. The other 2 teams were Green Bay and New Orleans.
- Baltimore was 1 of 2 teams that surrendered less than 10 rushing (8) and 20 passing TDs (17). Dallas was the only other team to accomplish this feat.
- Cam Cameron's offense was 1 of 3 NFL attacks to have 5 players tally at least 30 receptions for 400 yards. The only other teams to have that much diverse receiving production were Chicago and Minnesota.
- Greg Mattison's defense was 1 of 4 NFL units to have 6 players register 3 or more sacks. Cleveland, Dallas and San Francisco are the other teams to achieve that same feat.



TEAM NOTES: DEFENSE / OFFENSE

CRUNCHING THE QBs

Opposing QBs posted a 71.9 passer rating vs. Baltimore in 2009, 6th lowest in the NFL. In the Week 15 win over Chicago, the Ravens forced Jay Cutler to produce a 7.9 passer rating, the worst mark by an opposing QB in Ravens history. Cutler finished the game 10-of-27 for 94 yards, 3 INTs and no TDs.

LOWEST OPPONENT PASSER RATINGS (2009 Season)

Rk. Team	Att-Cmp	Pct.	Yards	TD	INT	Rate
1. NY Jets	501-259	51.7	2459	8	17	58.8
2. Buffalo	519-295	56.8	2948	14	28	61.1
3. New Orleans	574-330	57.5	3769	15	26	68.6
4. Green Bay	540-294	54.4	3218	29	30	68.8
5. Carolina	495-305	61.6	3056	14	22	71.7
6. Baltimore	524-306	58.4	3316	17	22	71.9

DROPPIN' FOR LOSS

The Ravens' defense dropped opponents for negative rushing yards 49 times in 2009, good for 4th in the NFL. Baltimore also yielded a league-best average of 3.4 yards per carry in 2009 (1,492 yards on 435 attempts).

OPPONENT RUSHES FOR NEGATIVE YARDS (2009 Season)

Rk. Team	Neg. Rushes	Neg. Yards
1. Oakland	54	-139
2. Green Bay	50	-88
NY Giants	50	-127
4. Baltimore	49	-114



OPPONENT RUSH YARDS / PER ATTEMPT (2009 Season)

Rk. Team	Avg.
1. Baltimore	3.42
2. Green Bay	3.59
3. San Francisco	3.64

STOUT VS. THE RUN

Dating back to the 1999 season, the Ravens have allowed the fewest 100-yard rushers (tied with Pittsburgh at 21) in the NFL. The top 4 teams stack up as follows:

100-YARD RUSHERS ALLOWED (Since 1999)

Rk. Team	100-Yard Rushers
1. Baltimore	21
Pittsburgh	21
3. Jacksonville/San Diego	31

Rush "D" Quick Hits:

- Baltimore has allowed just 3 100-yard backs in its last 51 games and only 5 100-yard backs in the last 68 games. From 12/17/06 to 10/4/09, the Ravens produced a 39-game streak without permitting a 100-yard rusher.

AN OFFENSIVE DEFENSE

Dating back to 1996, the Ravens have posted 43 defensive touchdowns. Baltimore has scored a "D-TD" in each season of its existence -- including 3 in 2009 -- and boasts a 35-7 record when doing so. Since 2003, the Ravens and Packers have totaled more D-TDs (30) than any other team. In those games, Baltimore is 24-5.

NFL DEFENSIVE TOUCHDOWNS (Since 2003)

Rk. Team	TDs
1. Baltimore	30
Green Bay	30
3. Minnesota	25

2009 Ravens Defensive TDs:

- S Dawan Landry, 48-yard INT at Cle. (11/16)W, 16-0
- S Ed Reed, 52-yard INT vs. Cin. (10/11)L, 14-17
- DE Dwan Edwards, fumble recovery at NE (10/4)L, 21-27

BEND BUT DON'T BREAK

The Ravens' defense allowed opponents to score TDs on 12 of their 24 goal-to-go scoring opportunities in 2009, yielding a 50.0% success rate (the best defensive mark in the NFL).

TOP 3 GAMES IN TEAM HISTORY

Baltimore's offense averaged 351.2 yards per game in 2009, (ranking 13th). The Ravens produced over 400 yards of total offense in 4 contests and over 350 yards in 7 games. Amazingly, the Ravens' top 3 outputs in team history occurred in 2009.

TOP TOTAL NET YARDS (Ravens Single-Game History)

Yards	Game/Date	Results
548	12/13/09 vs. Det.	W, 48-3
501	9/13/09 vs. KC	W, 38-24
479	9/27/09 vs. Cle.	W, 34-3
479	11/19/00 vs. Dal.	W, 27-0
478	10/27/96 vs. STL (OT)	W, 37-31

Net Yards Quick Hit:

- Baltimore's 448 total yards at Min. in Week 6 rank 11th in team history.

RARE FEAT FOR "O"

QB Joe Flacco's 307 passing yards and RB Ray Rice's 108 rushing yards against the Chiefs on opening weekend marked only the 4th time in team history that a duo produced 300 yards passing and 100 yards rushing in a single game.

ALL-TIME 300-YARD PASSER/100-YARD RUSHER GAMES (Ravens Single-Game History)

Game	300 Passer	100 Rusher	Result
9/13/09 vs. KC	Joe Flacco (307)	Ray Rice (108)	W, 38-24
9/30/07 at Cle.	Steve McNair (307)	W. McGahee (104)	L, 13-27
10/19/03 at Cin.	Kyle Boller (302)	Jamal Lewis (101)	L, 26-34
12/5/99 at Ten.	Tony Banks (332)	Priest Holmes (100)	W, 41-14

PILING UP THE POINTS

In the Week 14 win over Detroit, Baltimore scored 48 points, tying the team record set on 12/19/05 in a 48-3 victory against Green Bay. Baltimore scored at least 30 points in 6 of its 9 wins during the 2009 regular season.

MOST POINTS SCORED (Ravens Single-Game History)

Points	Game/Date	Results
48	12/13/09 vs. Det.	W, 48-3
48	12/19/05 vs. GB	W, 48-3
44	11/26/00 vs. Cle.	W, 44-7
44	11/23/03 vs. Sea.	W, 44-41
44	11/30/03 vs. SF	W, 44-6

BUSTING LOOSE

With RB Ray Rice's 59- and 52-yard runs in Week 14 vs. Detroit, the Ravens posted dual 50+ runs in a game for the 3rd time in franchise history. Baltimore is 3-0 when having 2 runs of 50 or more yards in a game. Additionally, the Ravens produced 4 runs this season of 50 or more yards (3 by Ray Rice and 1 by Willis McGahee). Baltimore is 15-1 all time when posting a 50+ run.

GAMES WITH DUAL 50+ RUNS (Ravens Franchise History)

Date/Opp.	Players	50+ Runs
12/13/09 vs. Det.	Ray Rice	59t
	Ray Rice	52
12/20/08 at Dal.	Le'Ron McClain	82t
	Willis McGahee	77t
9/14/03 vs. Cle.	Jamal Lewis	82t
	Jamal Lewis	63t

TOPS IN SHUTOUTS

Since 2000, Baltimore's defense has registered the most shutouts in the NFL -- including Week 10's 16-0 win against the Browns -- blanking opponents 9 times this decade.

NFL SHUTOUT LEADERS (Since 2000)

Rk. Team	Shutouts
1. Baltimore	9
2. New England	7
Seattle	7



RAVENS PLAYER NOTES - DEFENSE

THE ULTIMATE LB



LB Ray Lewis, who earned his 11th Pro Bowl in 2009, led the Ravens with 164 tackles (100 solo), extending his reign as Baltimore's all-time tackle king (2,346 career stops). Lewis has led the team in tackles 12 times during his 14 playing seasons and has registered at least 150 stops 11 times. Lewis also has the most FRs (15), the 2nd-most INTs (28) and the 3rd-most FFs (14) in team history.

RAVENS ALL-TIME DEFENSIVE RECORDS

TACKLES

1. Ray Lewis (1996-present)	2,346
2. Kelly Gregg (2001-present)	680
3. Terrell Suggs (2003-present)	532
4. Jamie Sharper (1997-2001)	522
5. Ed Reed (2002-present)	512

INTERCEPTIONS

1. Ed Reed (2002-present)	46
2. Ray Lewis (1996-present)	28
3. Chris McAlister (1999-2008)	26
4. Duane Starks (1998-2001)	20
Rod Woodson (1998-2001)	20

FUMBLES RECOVERED

1. Ray Lewis (1996-present)	15
2. Terrell Suggs (2003-present)	11
3. Rob Burnett (1996-2001)	8

NFL CAREER TACKLE LEADERS (Active Players)

Rk. Player (Year Entered NFL)	Tackles	Games
1. Ray Lewis (1996)	2,346	194
2. Junior Seau (1990)	1,914	268
3. London Fletcher (1998)	1,867	192
4. Keith Brooking (1998)	1,627	177
5. Lawyer Milloy (1996)	1,585	218

ELITE COMPANY

Ray Lewis is the only player in NFL history with at least 35 career sacks and 28 career INTs. He posted 3 sacks and 0 INTs in 2009.

NFL PLAYERS w/ 30+ SACKS & 25+ INTs (NFL History)

Player	Games	Sacks	INTs
Rodney Harrison (1994-2008)	186	30.5	34
Ray Lewis (1996-present)	194	36.5	28
William Thomas (1991-2001)	172	37.0	27



LINEBACKER INTERCEPTION LEADERS (Active Players)

Rk. Player (Team)	INTs	Yards	TD
1. Ray Lewis (Bal.)*	28	473	2
2. Keith Bulluck (Ten.)	19	192	1
3. Junior Seau (NE)	18	238	0
Brian Urlacher (Chi.)	17	271	1

* Lewis is tied for 7th in all-time INTs by a linebacker.



LONGEST-TENURED DEFENSIVE PLAYERS (w/ Original Team)

Rk. Player	Team	Seasons
1. Ray Lewis	Ravens	14
2. Ronde Barber	Buccaneers	13
3. Leonard Little	Rams	12
Deshea Townsend	Pittsburgh	12
Jamal Williams	San Diego	12

LEWIS' 20-TACKLE DAYS (Career Games)

Date/Game	TT (Solo)
9/14/97 at NYG	25 (18)
11/18/07 vs. Cle.	23 (15)
1/13/07 vs. Ind.*	23 (13)
10/1/06 vs. SD	22 (12)
12/14/97 vs. Ten.	22 (15)
9/30/02 vs. Den.	20 (12)
10/15/00 at Was.	20 (13)

* Divisional Playoff vs. Colts



RAY'S CAREER SACKS BY MONTH

Sept.	7.0-46
Oct.	7.5-42
Nov.	9.5-73
Dec.	12.5-81

ED "QUICK" REED



Six-time Pro Bowl S Ed Reed, who missed 4 games with a groin injury in 2009, was selected to play in the NFL's All-Star game. Reed has 46 career INTs -- the most in Ravens history and in the NFL since he entered the league in 2002. In 2008, he posted an NFL-record 107-yard return TD against the Eagles. The 107 broke the previous long of 106, which Reed set on 11/7/04 vs. Cleveland.

LONGEST INTERCEPTION RETURNS (NFL History)

Rk. Player	Yards	Date/Game
1. Ed Reed	107t	11/23/08 vs. Phi.
2. Ed Reed	106t	11/7/04 vs. Cle.
3. Vencie Glenn	103t	11/29/87 vs. Den.
Louis Oliver	103t	10/4/92 at Buf.

NFL PLAYMAKER

Ed Reed's 46 career INTs rank 1st among all NFL players since he entered the league in 2002, as do his 1,255 INT return yards. Additionally, his 27.3-yard return average ranks 1st in NFL history (among players with at least 30 INTs).

NFL INTs LEADERS (Since 2002)

Name	INTs	Yards
1. Ed Reed	46	1,255
2. Darren Sharper	43	1,143
3. Asante Samuel	35	494

NFL INT RETURN AVG. (NFL History)

Name	Avg.	INTs	Yards
1. Ed Reed	27.3	46	1,255
2. Deion Sanders	25.1	53	1,331
3. Glen Edwards	24.6	39	961

Reed Quick Hits: Of his 46 INTs...

- 27 have come in the 2nd half (most in the NFL since '02), 18 in the 4th quarter (most in the NFL since '02).
- When Reed records an INT, the Ravens own a 28-10 record. When he makes 2 picks in a game, Baltimore is 8-0.
- Reed had 3 INTs in 2009, producing 111 return yards (including a 52-yard TD Week 5 vs. Cincy). He also added 54 tackles (8th most on team).

ED REED'S CAREER INTs (Single-Season Highs)

Year	INTs	Yds	LG	TD
2008	9	264	107t	2
2004*	9	358	106t	1
2003	7	132	54t	1
2007	7	130	33	0

*NFL Defensive Player of the Year

ED REED'S INTs BREAKDOWN

Sept.	11-265, 2 TDs
Oct.	6-194, 1 TD
Nov.	12-496, 3 TDs
Dec.	15-236
Playoffs	5-99, 1 TD

REED'S 13 TDs

S Ed Reed has scored 13 TDs in his career (including playoffs). Amazingly, Reed is the only player in NFL history to score return TDs off a punt return, blocked punt, INT and fumble recovery.

ED REED'S CAREER TOUCHDOWNS

Date/Game	Result	Touchdown
10/11/09 vs. Cin.	L	52-yard INT return
1/4/09 at Mia. (WC)	W	64-yard INT return
12/7/08 vs. Was.	W	22-yard FR return
11/23/08 vs. Phi.	W	107-yard INT return*
9/21/08 vs. Cle.	W	32-yard INT return
9/10/07 at Cin.	L	63-yard punt return
11/5/06 vs. Cin.	W	25-yard INT return
11/7/04 vs. Cle.	W	106-yard INT return
10/10/04 at Was.	W	22-yard FR return
11/23/03 vs. Sea.	W	16-yard punt block return
10/12/03 at Ari.	W	22-yard punt block return
9/14/03 vs. Cle.	W	54-yard INT return
11/24/02 vs. Ten.	W	11-yard punt block return

* NFL Record

SCORING THREATS

In Week 5 vs. Cincinnati, Ed Reed posted the 8th regular season defensive TD of his career (52-yard INT return). Reed's 8 "D-TDs" are the most in team history, while his 6 INT-TDs also rank 1st.

RAVENS ALL-TIME DEFENSIVE TD LEADERS

Rk. Player	INTs	FRs	Total
1. Ed Reed	6	2	8
2. Chris McAlister	5	1	6
3. Rod Woodson	5	0	5
Adalius Thomas	2	3	5



RAVENS PLAYER NOTES - DEFENSE

PRYCE'S PRESSURE



DE Trevor Pryce, a 4-time Pro Bowler, has 90.0 sacks during his 13 NFL seasons, including 26 in 4 years as a Raven (and a team-high 6.5 in 2009). One of the game's top pass rushers this decade, Pryce has recorded at least 2 sacks in 11 career games. Below is where he ranks on several lists, including the NFL's active sacks leaders (3rd) and the Ravens' single-season sacks chart (3rd):

NFL SACKS LEADERS (Active Players)

Rk.	Player (Team)	Sacks	Yards
1.	Jason Taylor (Mia.)	127.5	813.5
2.	Joey Porter (Mia.)	92.0	571.5
3.	Trevor Pryce (Bal.)	90.0	601.0
4.	John Abraham (Atl.)	89.5	557.0
5.	Leonard Little (STL)	87.5	529.0



RAVENS SACKS LEADERS (Single-Season Records)

Rk.	Player (Year)	Sacks	Yards
1.	Peter Boulware (2001)	15.0	86.5
2.	Michael McCrary (1998)	14.5	120.5
3.	Trevor Pryce (2006)	13.0	113.5
4.	Terrell Suggs (2003)	12.0	97.0
5.	Peter Boulware (1997)	11.5	70.5

Pryce Quick Hit:

- Pryce's 601 yards lost on 90 career sacks rank 2nd among active players.

SUGGS SIZZLES



Three-time Pro Bowler Terrell Suggs, who missed 3 games with a knee injury in 2009 (snapping his streak of 105 consecutive games played), is the Ravens' No. 2 career sacks leader (57.5) and all-time sack yardage king (446.0). Since entering the NFL in 2003, Suggs' 57.5 QB drops rank 10th, while his 446 yards lost stand 4th.

RAVENS ALL-TIME SACKS LEADERS

Rk.	Player (Years)	Sacks
1.	Peter Boulware (1997-2005)	70.0
2.	Terrell Suggs (2003-present)	57.5
3.	Michael McCrary (1997-2002)	51.0
4.	Adalius Thomas (2000-2006)	38.5
5.	Ray Lewis (1996-present)	36.5



NFL SACKS LEADERS (Since 2003)

Rk.	Player (Team)	Sacks	Yards
1.	Jared Allen (Min.)	72.0	481.5
2.	Dwight Freeney (Ind.)	71.0	505.5
3.	Jason Taylor (Mia.)	69.5	418.0
4.	Julius Peppers (Car.)	69.0	418.0
5.	DeMarcus Ware (Dal.)	64.5	408.5
6.	Robert Mathis (Ind.)	63.0	472.0
	Aaron Schobel (Buf.)	63.0	407.5
8.	John Abraham (Atl.)	62.0	410.5
9.	Joey Porter (Mia.)	61.5	379.0
10.	Terrell Suggs (Bal.)	57.5	446.0

Suggs Quick Hits:

- The Ravens are 36-13 when Suggs records a sack and 10-0 when he tallies 2 or more sacks.
- Suggs has posted a franchise-record 20 FFs, including Week 4's strip of Patriots QB Tom Brady, which DE Dwan Edwards recovered for a TD.
- Suggs has also recovered 11 fumbles during his career, 2nd most in Ravens history (Ray Lewis, 15).

DOMINANT FORCE



One of the NFL's most disruptive forces, DT Haloti Ngata was named to his 1st Pro Bowl as a starter in 2009. Though he missed Weeks 9 and 10 with an ankle injury -- snapping his streak of consecutive games played/started at 55 -- Ngata posted 41 tackles (23 solo), 1.5 sacks, 1 FF and 1 FR in 2009. A key cog in Baltimore's rush defense, from 12/17/06 to 10/4/09, he helped the Ravens produce a 39-game streak without allowing a 100-yard rusher.

Ngata Quick Hit:

- The Ravens have a history of strong run defense, but with Ngata's help the past 4 seasons, Baltimore's ground "D" has improved markedly from what it was before he entered the NFL.

RAVENS RUSHING DEFENSE RANKINGS (Past 6 Seasons)

Year	Yards Per Game Allowed		Avg. Per Play Allowed	
	Total	Rank	Total	Rank
2009	93.3	5th	3.4	1st
2008	81.4	3rd	3.6	5th
2007	79.3	2nd	2.8	1st
2006	75.9	2nd	3.3	2nd
2005	99.4	9th	3.7	8th
2004	105.8	8th(t)	3.6	2nd

Rushing "D" Quick Hits:

- Dating back to 2006, when Ngata entered the NFL, the Ravens have allowed a league-low 26 rushing TDs and the NFL's 2nd-fewest rushing 1st downs (268, with the Vikings at 255).

BACK IN ACTION



NT Kelly Gregg, a cornerstone of the Ravens' D-line and perhaps one of the NFL's most underrated players, returned to action in 2009 after missing all of 2008 recovering from microfracture knee surgery. The Ravens' No. 2 all-time leading tackler (680 stops), Gregg finished the 2007 campaign with a career-high 111 tackles. From 2003-2007, he totaled at least 100 tackles in 4 seasons, an achievement no other interior lineman was able to accomplish.

Since 2002, only 1 interior lineman has registered more tackles than Gregg's 661 (Ryan Pickett, 665). What makes this feat even more impressive is that Gregg missed the entire '08 campaign. Here is a look at the top NFL DT tacklers from 2002-2009:

MOST TACKLES BY INTERIOR LINEMEN (Since 2002)

Rk.	Player (Team)	Tackles
1.	Ryan Pickett (GB)	665
2.	Kelly Gregg (Bal.)*	661
3.	Pat Williams (Min.)	596
4.	John Henderson (Jax.)	565
5.	Marcus Stroud (Buf.)	541

(Totals reflect each team's coaching film review.)

*Missed the entire 2008 season.

Gregg Quick Hits:

- Gregg has 680 career stops, standing behind only LB Ray Lewis (2,346) in Ravens history.
- Gregg is the only DT in Ravens history to record 100 tackles in a season, doing so 4 separate times ('03, '05, '06, '07). In fact, only 1 other Ravens D-lineman has ever had 100 stops in a year. That player is DE Michael McCrary, who had 102 in '98 and 103 in '00.
- Gregg racked up 64 tackles (4th most on the team) in 2009.

BALTIMORE
RAVENS.COM

PRIME PUNTER = DEFENSIVE WEAPON



In 2008, Baltimore's punt coverage unit excelled, helping P Sam Koch produce the NFL's No. 5 net average (39.9) and No. 9 gross average (45.0) -- both Ravens franchise single-season records. Here are several key notes and where Koch's career stands after the 2009 campaign:

Koch Quick Hits:

- In 2009, Koch produced a 43.7-yard gross average and 37.9-yard net average (73 punts for 3,188 yards).
- Koch has a 43.8 career gross average and 37.9 career net average, both marks that rank 1st in Ravens history.

CAREER GROSS AVG. (Ravens History)

Rk.	Player	Avg.
1.	Sam Koch	43.8
2.	Dave Zastudil	41.6
3.	Kyle Richardson	41.4

CAREER NET AVG. (Ravens History)

Rk.	Player	Avg.
1.	Sam Koch	37.9
2.	Kyle Richardson	35.4
3.	Dave Zastudil	34.8

- In 2008, Koch led the NFL in punts inside the 10 (18) and was 2nd with 34 inside the 20. In 2009, 26 of his punts were downed inside the 20 and 11 inside the 10.



RAVENS PLAYER NOTES - OFFENSE

JOE COOL



In 2009, QB Joe Flacco completed a franchise-record 63.1% of his passes for a career-high 3,613 yards, 21 TDs and 12 INTs. Flacco produced the 2nd-most yards and TDs (21) in Ravens single-season history, also setting the team record for passer rating (88.9).

SINGLE-SEASON PASSING YARDS (Ravens History)

Rk. Player (Year)	Cmp-Att	Pct.	Yards	TD	INT	Rate
1. V. Testaverde ('96)	325-549	59.2	4,177	33	19	88.7
2. Joe Flacco ('09)	315-499	63.1	3,613	21	12	88.9
3. Steve McNair ('06)	295-468	63.0	3,050	16	12	82.5

Flacco's NFL Rankings:

- Flacco's 3,613 yards this season ranked 15th, and his completion percentage (63.1) stood 11th in the NFL.
- His attempts (499) ranked 15th, and his completions (315) were also 15th.
- Flacco's passer rating (88.9) was 13th, and his 21 TD passes tied (Kyle Orton) for 15th.
- Flacco produced 6 games with a 100+ passer rating in 2009. In those contests, he threw a combined 10 TDs and 0 INTs, leading the Ravens to a 5-1 record.

EARLY SUCCESS

Joe Flacco produced 6,584 passing yards in his initial 2 seasons, the 5th most by a starting QB in his 1st 2 years in the NFL. Below is where Flacco ranks on the impressive list:

MOST PASSING YARDS / FIRST TWO NFL SEASONS (NFL History)

Rk. Quarterback	Yards
1. Peyton Manning	7,874
2. Dan Marino	7,294
3. Drew Bledsoe	7,049
4. Jeff Garcia	6,822
5. Joe Flacco	6,584
6. Jim Kelly	6,391

FLACCO'S 300s

QB Joe Flacco has produced 3 300-yard passing games this season, all of which are the top passing days of his young career.

JOE FLACCO'S CAREER 300-YARD GAMES

Yards	Cmp-Att	Pct.	Game	Result
385	28-43	65.1	10/18/09 at Min.	L, 31-33
342	25-35	71.4	9/27/09 vs. Cle.	W, 34-3
307	26-43	60.5	9/13/09 vs. KC	W, 38-24



RAVENS ALL-TIME PASSING YARDS (Single-Game Bests)

Rk. Player	Yds	Cmp-Att	TD	INT	Game
1. V. Testaverde	429	31-51	3	2	10/27/96 vs. STL
2. Joe Flacco	385	28-43	2	0	10/18/09 at Min.
3. Steve McNair	373	29-47	3	2	11/12/06 at Ten.
4. V. Testaverde	366	31-50	0	0	11/24/96 at Jax.
5. V. Testaverde	353	29-45	3	1	10/06/96 vs. NE
6. Eric Zeier	349	28-41	2	0	12/21/97 at Cin.
7. Joe Flacco	342	25-35	1	0	9/27/09 vs. Cle.

PRECISE PASSING

In Week 8's 30-7 win over Denver, QB Joe Flacco started the game 6-of-11 for 19 yards. After that, he completed 14 straight passes for 156 yards and 1 TD. Flacco tied the Ravens' single-game record for highest completion percentage (80%).

SINGLE-GAME COMPLETION PCT. (Ravens History)

Player	Pct.	Cmp/Att.	Game
Joe Flacco	80.0	20 of 25	11/1/09 vs. Den.
Elvis Grbac	80.0	16 of 20	10/21/01 at Cle.
Elvis Grbac	80.0	24 of 30	9/9/01 vs. Chi.
Jim Harbaugh	79.4	27 of 34	11/1/98 vs. Jax.

Flacco's 14 Straight:

- Flacco's 14 straight pass completions in Week 8's win over Denver set a franchise record, breaking the previous streak of 12, which he also set on 10/5/08 at Indianapolis.

RAVENS QB RECORDS

QB Joe Flacco set several Ravens single-season passing records in 2009 in his sophomore campaign. Producing one of the best seasons ever by a Ravens QB, here are several notable marks:

SINGLE-SEASON PASSING RECORDS (Ravens History)

Passer Rating	Completion Pct.
88.9 Joe Flacco (2009)	63.1 Joe Flacco (2009)
88.7 Vinny Testaverde (1996)	63.0 Steve McNair (2006)
82.5 Steve McNair (2006)	61.7 Anthony Wright (2005)
Completions	Lowest Pct. Passes Intercepted
325 Vinny Testaverde (1996)	2.4 Joe Flacco (2009)
315 Joe Flacco (2009)	2.4 Kyle Boller (2004)
295 Steve McNair (2006)	2.5 Tony Banks (1999)
Passing Yards	TD Passes
4,177 Vinny Testaverde (1996)	33 Vinny Testaverde (1996)
3,613 Joe Flacco (2009)	21 Joe Flacco (2009)
3,050 Steve McNair (2006)	18 Vinny Testaverde (1997)
300-Yard Games	Yards Per Attempt
5 Vinny Testaverde (1996)	7.61 Vinny Testaverde (1996)
3 Joe Flacco (2009)	7.24 Joe Flacco (2009)
2 J. Blake (2002)/E. Zeier (1997)	7.06 Jeff Blake (2002)

2008 FIRST-ROUND QB DRAFT PICKS (2008-09 Statistical Breakdown)

Player Team (Pick)	Att-Cmp	Pct.	Yards	TD	INT	Rate
Joe Flacco, Bal. (18th)	927-572	61.7	6,584	35	24	84.9
Matt Ryan, Atl. (3rd)	885-528	59.7	6,356	38	25	84.3

THE FLACCO FILE

- Including playoffs, the Ravens have won 20 of 30 games. Flacco's overall record as a starter is 20-12 (22-13 including postseason).
- In the Ravens' last 18 wins, Flacco has thrown 25 TD passes and just 3 INTs for a 104.9 QB rating on 305-of-473 passing (64.5%).
- Baltimore is 15-1 when Flacco produces at least a 95 rating (and 8-0 when he's at 109.5 or better).
- In Week 15's 31-7 win over Chicago this season, Flacco threw 4 TDs, setting a career high and tying for the 2nd most TDs in Ravens history.
- Flacco produced a career-high 135.6 passer rating in Week 15 vs. the Bears, completing 21 of 29 passes for 234 yards and 4 TDs. The rating ranked 2nd best in team history (Kyle Boller, 136.8 on 12/19/05 vs. GB).
- The Ravens are 10-2 when WR Derrick Mason and Flacco connect for a TD pass.
- Joe Flacco is just the 4th starting QB since the 1970 merger to reach the playoffs in his 1st 2 NFL seasons. Flacco joins Ben Roethlisberger, Bernie Kosar and Dan Marino in the elite group.
- In the 2008 Divisional Playoff win at Tennessee (1/10/09), Flacco became the 1st rookie QB in NFL history to win 2 playoff games.
- John Harbaugh and Flacco, who set the NFL record for most wins ever (13, including playoffs) by a rookie head coach starting a rookie QB in 2008, now have the league mark for earning the playoffs in their 1st 2 seasons by such a pair.

ELITE QBs & PLAYOFFS

This season, Joe Flacco became just the 4th starting QB since the 1970 merger to reach the playoffs in his 1st 2 NFL seasons. Flacco joins Pittsburgh's Ben Roethlisberger, Cleveland's Bernie Kosar and Miami's Dan Marino in the elite postseason group. In 2008, Flacco became the 1st rookie QB in NFL history to win 2 playoff games in helping lead the Ravens to the AFC Championship game.

QBs TO REACH PLAYOFFS FIRST TWO SEASONS (Since 1970)

Quarterback (Years)	Rookie Record	2nd-Year Record (Outcome)
Joe Flacco (2008-09)	2-1	???
Ben Roethlisberger (2004-05)	1-1	4-0 (won Super Bowl XL)
Bernie Kosar (1985-86)	0-1	1-1 (lost AFC Champ.)
Dan Marino (1983-84)	0-1	2-1 (lost Super Bowl XIX)



RAVENS PLAYER NOTES - OFFENSE

ALL-PURPOSE THREAT



In 2009, Ravens Pro Bowl RB Ray Rice led the team with 1,339 rushing yards (on 254 attempts) and with 78 receptions (for 702 yards). Rice was 1 of 2 NFL players (Tennessee's Chris Johnson) to tally 2,000 yards from scrimmage (2,041), ranking 2nd in the NFL with an average of 127.6 net yards per game. His scrimmage yards also ranked 2nd in Ravens franchise history (Jamal Lewis had 2,271 in 2003).

NET YARDS FROM SCRIMMAGE PER GAME (2009 Season)

Rk. Player	Yards/ Game	--Rush-- Att-Yds	TD	--Pass-- Rec-Yds	TD	Total 1st Downs
1. Chris Johnson	156.8	358-2,006	14	50-503	2	97
2. Ray Rice	127.6	254-1,339	7	78-702	1	82
3. Steven Jackson	115.9	324-1,416	4	51-322	0	77

RICE: JUST THE FACTS

- Rice's 1,339 rushing yards ranked 6th in the NFL. In the last 9 games of the season (since Nov. 8), Rice rushed for 814 yards, 3rd most in the NFL.
- In Week 16 at Pittsburgh, Rice rushed for 141 yards, becoming the 1st back in 33 games to gain over 100 yards against the Steelers' defense.
- Rice registered a career-high 219 total yards from scrimmage in Week 14 vs. Detroit (a career-high 166 rushing and 53 receiving). The 219 yards rank as the 6th most in Ravens single-game history.
- Rice's 204 yards from scrimmage in the 1st half vs. Detroit in Week 14 rank as the 4th most in an opening half in the NFL since 1991.
- Rice's 12.8 yards per carry against Detroit rank as the highest mark in team history (min. 10 attempts).
- Rice produced at least 100 total net yards from scrimmage in 11 of his last 13 games and in 12 of 16 games in 2009.

RICE RUNNING WILD

RB Ray Rice registered 2,041 total yards from scrimmage this season, the 2nd-best output in Ravens single-season history. Only Jamal Lewis' NFL Offensive Player of the Year campaign (2,271 scrimmage yards) ranks higher in team history.

RAVENS NET YARDS FROM SCRIMMAGE (Single-Season Records)

Rk. Player (Year)	Total Yards	--Rush-- Att-Yds	TD	--Pass-- Rec-Yds	TD
1. Jamal Lewis (2003)	2,271	387-2,066	14	26-205	0
2. Ray Rice (2009)	2,041	254-1,339	7	78-702	1
3. Jamal Lewis (2002)	1,769	308-1,327	6	47-442	1
4. Jamal Lewis (2000)	1,660	309-1,364	6	27-296	0
5. Willis McGahee (2007)	1,438	294-1,207	7	43-231	1

1,000 / 700 CLUB

Ray Rice is 1 of only 8 players in NFL history to produce 1,000 rushing yards and 700 receiving yards in a season. The rare feat has been done 11 different times, 4 by Marshall Faulk alone.

PLAYERS WITH 1,000 RUSHING & 700 RECEIVING YARDS (Single-Season NFL History)

Player (Year)	Rushing Yards	Receiving Yards
Marcus Allen (1984)	1,168	758
William Andrews (1981)	1,301	735
Roger Craig (1985)	1,050	1,016
Marshall Faulk (2001)	1,382	765
Marshall Faulk (2000)	1,359	830
Marshall Faulk (1999)	1,381	1,048
Marshall Faulk (1998)	1,319	908
Steven Jackson (2006)	1,528	806
Ray Rice (2008)	1,339	702
LaDainian Tomlinson (2003)	1,645	725
Brian Westbrook (2007)	1,333	771

2009 NFL 100s

Ray Rice finished with 12 games of 100 or more yards from scrimmage in 2009, 2nd only to fellow Pro Bowler Chris Johnson's 13. (RB Steven Jackson of the Rams had 11.)

RICE LEAGUE LEADER

Ray Rice led all NFL RBs in receptions (78) and receiving yards (702) in 2009, also setting the Ravens' single-season records in those respective categories by a RB.

RECEPTIONS BY RB (2009 Season)

Rk. Player	Catches
1. Ray Rice	78
2. Tim Hightower	63
3. Matt Forte	57

RECEIVING YARDS BY RB (2009 Season)

Rk. Player	Yards
1. Ray Rice	702
2. Chris Johnson	503
3. Darren Sproles	497

AFC FIRST DOWNS (2009 Season)

Rk. Player	1st Downs
1. Chris Johnson	97
2. Maurice Jones-Drew	84
3. Ray Rice	82

RAVENS TOUCHDOWNS (2009 Season)

Rk. Player	Total TDs
1. Willis McGahee	14
2. Ray Rice	8
3. Derrick Mason	7

RICE'S FRANCHISE DAYS

In Week 6 at Minnesota, Ray Rice posted the most receiving yards by a RB in Ravens history, totaling 117 yards on 10 receptions. Rice owns 6 of the Ravens' top 11 receiving days by a RB.

RECEIVING YARDS BY A RUNNING BACK (Ravens Single-Game History)

Rk. Player	Game/Date	Yards	Rec.	Avg.
1. Ray Rice	10/18/09 at Min.	117	10	11.7
2. Jamal Lewis	12/08/02 vs. NO	108	4	27.0
3. Priest Holmes	10/11/98 vs. Ten.	98	13	7.5
4. Earnest Byner	10/27/96 vs. STL	96	6	16.0
5. Ray Rice	11/8/09 at Cin.	87	8	10.9
6. Ray Rice	10/11/09 vs. Cin.	74	7	10.6
7. Bam Morris	11/10/96 at Jax.	73	3	24.3
8. Jamal Lewis	11/5/00 at Cin.	70	3	23.3
9. Ray Rice	11/29/09 vs. Pit.	67	5	13.4
10. Ray Rice	10/12/08 at Ind.	64	7	9.1
Ray Rice	11/22/09 vs. Ind.	64	7	9.1

TALKIN' ABOUT WILLIS



In the Week 10 win at Cleveland, RB Willis McGahee, who has 2,422 rushing yards in his Ravens career, moved into 2nd on Baltimore's all-time rushing chart. Currently ranking in 4th place, fellow RB Ray Rice has totaled 1,793 rushing yards in his career.

RAVENS ALL-TIME RUSHING YARDS (Franchise History)

Rk. Player	Att.	Yards	Avg.	LG	TDs
1. Jamal Lewis	1,822	7,801	4.3	82t	45
2. Willis McGahee	573	2,422	4.2	77t	26
3. Priest Holmes	459	2,102	4.6	72	10
4. Ray Rice	361	1,793	5.0	60	7
5. Chester Taylor	373	1,599	4.3	52	4

TOUCHDOWN MACHINE

RB Willis McGahee scored a team-high 14 TDs in 2009 (12 rushing and 2 receiving). The Pro Bowl (2007) back tied the Ravens' single-season record, which is also held by Michael Jackson (1996) and Jamal Lewis (2003). In Week 17 at Oakland, McGahee exploded for a career-high 167 rushing yards and 3 TDs on 16 carries. He produced a 77-yard TD scamper, tying himself (12/20/08 at Dal.) for the 2nd-longest run in Ravens history.

RAVENS TOUCHDOWNS (Single-Season)

Rk. Player	TDs
1. Willis McGahee (2009)	14
Jamal Lewis (2003)	14
Michael Jackson (1996)	14
4. Le'Ron McClain (2008)	11
5. Three Players	9

NFL TOUCHDOWNS (2009 Season)

Rk. Player	TDs
1. Adrian Peterson (Min.)	18
2. Chris Johnson (Ten.)	16
M. Jones-Drew (Jax.)	16
4. Willis McGahee (Bal.)	14
Thomas Jones (NYJ)	14

RAVENS RUSHING LONGS (Franchise History)

Player	Game	Long
Le'Ron McClain	12/20/08 at Dal.	82t
Jamal Lewis	9/14/03 vs. Cle.	82t
Willis McGahee	1/3/10 at Oak.	77t
Willis McGahee	12/20/08 at Dal.	77t



RAVENS PLAYER NOTES - OFFENSE

HEAP: ALL-TIME LEADER



Two-time Pro Bowl TE Todd Heap is the Ravens' all-time leader in receptions (427) and receiving TDs (36). Heap posted 6 TDs in 2009, including 4 in the Ravens' last 3 games. In Week 16 at Pittsburgh, he pulled in 2 receiving scores for the 8th time in his career. Heap ended the year with 53 catches for 593 yards (his most since 2006), and he averaged 11.2 yards per reception.

RAVENS ALL-TIME RECEPTIONS LEADERS (Franchise History)

Rk.	Name	No.	Yds.	Avg.	LG	TDs
1.	Todd Heap	427	4,893	11.5	48	36
2.	Derrick Mason	410	4,975	12.1	79t	22
3.	Mark Clayton	234	3,116	13.3	87t	12
4.	Travis Taylor	204	2,758	13.5	73t	15
5.	Qadry Ismail	191	2,819	14.8	77t	18

Heap Quick Hits:

- Including Week 1's 74-yard performance, Heap has registered at least 70 receiving yards in a game 14 times during his career. He has also recorded at least 50 receiving yards in 44 games during his career.
- Dating back to 2002, Heap has the 5th-most catches and receiving yards among NFL TEs (411 for 4,687). His 35 TDs stand 4th.

CAREER RECEPTIONS / TIGHT ENDS (Active Players)

Rk.	Player	Rec	Yards	TDs	GP	'09 Stats
1.	Tony Gonzalez	999	11,807	82	206	83-867
2.	Jason Witten	523	5,965	27	111	94-1,030
3.	Antonio Gates	479	6,223	59	109	79-1,157
4.	Jeremy Shockey	469	5,280	30	109	48-569
5.	Todd Heap	427	4,893	36	120	53-593

400 Note: In Week 8's win over Denver, TE Todd Heap became the 23rd tight end in NFL history to record 400 catches in a career. Heap is just 1 of 5 active tight ends (above) to post 400 catches.

100-YARD LEADER



WR Mark Clayton has 9 100-yard receiving games in his career -- the most in Ravens history -- including Week 12's 7-catch, 129-yard performance in the win over Pittsburgh. Clayton's 234 career catches and 3,116 yards both rank 3rd in Ravens franchise history.

RAVENS 100-YARD RECEIVING GAMES (Franchise History)

Rk.	Player (Years)	100-Yard Games
1.	Mark Clayton (2005-present)	9
2.	Derrick Mason (2005-present)	6
	Derrick Alexander (1996-97)	6
4.	Qadry Ismail (1999-2001)	5
	Michael Jackson (1996-98)	5

Clayton Quick Hits:

- Baltimore boasts a 6-3 record whenever Clayton reaches the century mark, including a 4-0 mark on the road. In those 4 road wins, Clayton has produced 24 receptions for 509 yards and 4 TDs.
- In '06, Clayton led the team with a career-high 67 catches for 939 yards.
- Clayton registered 34 catches for 480 yards (14.1 avg.) in 2009.

CLAYTON: VERSATILE THREAT

Mark Clayton has been a part of 15 touchdowns during his career, producing 12 via reception, 2 on the run and throwing another. The 5th-year pro is the only non-QB in Ravens history to throw a TD (11/30/08 at Cin.). Here are Clayton's career TDs:

CLAYTON'S CAREER TOUCHDOWNS

Receiving (12)

87 yards, 12/10/06 at KC	47 yards, 12/25/05 vs. Min.
70 yards, 11/30/08 at Cin.	39 yards, 12/11/09 at Den.
65 yards, 11/12/06 at Ten.	35 yards, 12/24/06 at Pit.
62 yards, 10/15/06 vs. Car.	32 yards, 10/18/09 at Min.
53 yards, 11/23/08 vs. Phi.	31 yards, 09/13/09 vs. KC
47 yards, 11/02/08 at Cle.	14 yards, 10/15/06 vs. Car.


Rushing (2)

42 yards, 9/7/08 vs. Cin.
11 yards, 12/19/05 vs. GB

Passing (1)

32 yards (to Derrick Mason), 11/30/08 at Cin.

MASE: THE GO-TO GUY



In the Week 15 win vs. Chicago, WR Derrick Mason played in his 200th game and became the 16th player in NFL history to post 850 receptions. Since earning his 1st Pro Bowl in 2000, Mason has the 4th-most catches (816) and 4th-most receiving yards (10,481) of all active players. One of the league's most durable wideouts, he has played in 122 consecutive games (2nd most among active WRs) and has produced at least 60 catches in 10 straight seasons.

NFL WRs CONSECUTIVE GAMES PLAYED

Rk.	Player	Games
1.	Reggie Wayne	...134
2.	Derrick Mason	...122
3.	Lee Evans	...96

NFL RECEPTIONS (Active Players Since 2000)

Rk.	Player	Catches
1.	Torry Holt	...868
2.	Tony Gonzalez	...831
3.	Hines Ward	...819
4.	Derrick Mason	...816
5.	Terrell Owens	...784

ACTIVE WRs / CONSECUTIVE 60+ CATCH SEASONS

Rk.	Player	Seasons
1.	Derrick Mason	...10
2.	Hines Ward	...9
3.	R. Wayne/A. Johnson	..7

NFL RECEIVING YARDS (Active Players Since 2000)

Rk.	Player	Yards
1.	Torry Holt	...12,594
2.	Randy Moss	...11,739
3.	Terrell Owens	...11,644
4.	Derrick Mason	...10,481
5.	Hines Ward	...10,063

FRANCHISE RECORD-SETTER

Derrick Mason owns the top 3 reception seasons in team history, while he has also posted 4 of his 8 career 1,000-yard campaigns in Baltimore. (The Ravens have had 9 total 1,000-yard seasons.)

RAVENS RECEPTIONS (Single-Season Records)

Rk.	Player	Catches
1.	Derrick Mason ('07)	...103
2.	Derrick Mason ('05)	...86
3.	Derrick Mason ('08)	...80
4.	Ray Rice ('09)	...78
5.	Michael Jackson ('96)	...76

RAVENS RECEIVING YARDS (Single-Season Records)

Rk.	Player	Yards
1.	Michael Jackson ('96)	...1,201
2.	Qadry Ismail ('99)	...1,105
3.	Derrick Alexander ('96)	...1,099
4.	Derrick Mason ('07)	...1,087
5.	Derrick Mason ('05)	...1,073

CHART WATCH

Derrick Mason currently has 863 career receptions, 14th most all time. In Week 16 at Pittsburgh this season, Mason also became the 23rd player in NFL history to reach the 11,000-yard milestone.

NFL CAREER RECEPTIONS LEADERS (All-Time List)

Rk.	Players	GP	Rec.	Yards	Avg.	TDs
1.	Jerry Rice	303	1,549	22,895	14.8	197
2.	Marvin Harrison	190	1,102	14,580	13.2	128
3.	Cris Carter	234	1,101	13,899	12.6	130
4.	Tim Brown	255	1,094	14,934	13.7	100
5.	Isaac Bruce	223	1,024	15,208	14.9	91
6.	Terrell Owens	205	1,006	14,951	14.9	144
7.	Tony Gonzalez	206	999	11,807	11.8	82
8.	Andre Reed	234	951	13,198	13.9	87
9.	Art Monk	224	940	12,721	13.5	68
10.	Randy Moss	186	926	14,465	15.6	148
11.	Torry Holt	173	920	13,382	14.5	74
12.	Hines Ward	186	895	10,947	12.2	78
13.	Keenan McCardell	209	883	11,373	12.9	63
14.	Derrick Mason	202	863	11,089	12.8	59
15.	Jimmy Smith	179	862	12,287	14.3	67

MASON'S NUMBERS TO RAVE ABOUT

347

Receiving yards (on 22 catches for a 15.8 average) WR Derrick Mason had on 3rd down in 2009, 4th most in the NFL.


4,975

Receiving yards Mason has produced during his Ravens career, the most in franchise history. His 410 catches stand 2nd to TE Todd Heap's 427.

16,178

Combined yards Mason has produced during his 13-year career (5,086 return, 3 rushing and 11,089 receiving). After serving his initial 3 seasons as a return specialist, Mason developed into one of the NFL's most dependable and durable receivers.

Amazingly, he is the only player in NFL history to produce at least 5,000 return yards and 10,000 receiving yards.



“Baltimore is as good as they were last year, and that’s the team that went to the AFC Championship game. They could be [13-3] as easy as they are [9-7]. If you said to me the Ravens are going to the Super Bowl, I can’t say I’d be completely shocked if it happened. They are a dangerous team with a unique style, especially on defense. ... I don’t discount any of these players, or these Wild Card teams, when they go to the playoffs.”

-- CBS Sports analyst Phil Simms on the Ravens’ postseason chances

TEAM QUOTES

ILB Ray Lewis on the Ravens’ aspirations entering 2009:

“We have got our eye on something, and everybody sees that. When one guy wants to take a day off from practice, there’s 10 to 15 guys picking him up and saying you can’t. The vibe is different this year because everybody has this taste [of redemption] in their mouth.”

Head Coach John Harbaugh on the Ravens’ goal of consistently playing like champions:

“I think it’s unspoken that the ultimate goal is to win a championship. There are a lot of championships – there’s a division championship, there’s a conference championship, and there’s a world championship. But, I think what we want to do, and we talk to our guys all the time, is we want to become *champions* and all the things that entails. We want to become something. We’re not trying to get somewhere. We want to be something, and that’s a process that goes on no matter if we win a bunch of championships. We’re going to try to become something even better. I think if our guys focus on that every single day, we’ll have a chance to win a championship or two.”

Vikings head coach Brad Childress on what he saw in John Harbaugh that indicated he’d be a good NFL head coach:

“As a special teams coordinator, I think the thing that’s unique about that guy is, aside from the head coach, he really speaks to the whole team. So you’re not just talking to an offensive segment or a defensive segment, you’re talking about offensive and defensive guys playing together. I thought he did a great job at teaching and motivating [in Philadelphia], and sometimes that can be hard crossing over there. It didn’t make a difference whether you were a wide receiver or a defensive back, a defensive lineman or a linebacker, he had a great way about him, a great command and presence in the room, a great way of communicating.”

Head coach John Harbaugh on his relationship with Ravens owner Steve Bisciotti:

“There’s sort of a big brother relationship going on there. He’s really challenging in all kinds of good ways. We’re both trying to build something special. We’re both not afraid to say we’re trying to build a dynasty here. We’re trying to create something that the NFL’s never seen before, where people are going to look back and say, ‘That’s the standard. We want to be what the Ravens were for that period of time.’”

DEFENSE QUOTES

Patriots QB Tom Brady on the Ravens’ defense:

“They’ve got instinctive players at every position. They can really disrupt offenses because each of their guys adds his own unique quality to the defense. A guy like Ed Reed, for example, who just covers up so much in the passing game, and Ray Lewis, who is so instinctive, you always have to be aware, because it could be any guy at any time.”

Ravens NT Kelly Gregg on DT Haloti Ngata:

“Haloti is a beast. He’s got size, and he’s an athlete. Each year, he’s made jumps. He’s active for a big guy. He’s not just a plugger. He’s got all the tools you want. If you’re looking to make a defensive lineman, you’re looking for a guy like Haloti. He’s a good kid who’s been through a lot in his life, and his mentality is that nothing’s going to stop him.”

QB Joe Flacco on the image of the Ravens’ defense:

“I love the image of our defense. They play hard. They’re physical. That’s what football is. I hope that’s the image of our whole team. You want to be tough guys that teams respect. I love the fact that we, as Baltimore Ravens, play like that.”

QB Carson Palmer on what it is about the Ravens’ defense that sets it apart from others:

“It’s a number of things. You’ve got Ray Lewis, who is a Hall of Famer. Ed Reed is probably going to be a Hall of Famer. Terrell Suggs is destined to be a Hall of Famer. And those three guys are probably three of the best guys at their position in the NFL. They’re all on the same team now, so that’s a huge part of it. Then you add in [Haloti] Ngata, you add in Jarret Johnson. There are just so many good football players. They do such a good job drafting, and they do such a good job developing their young players that there is not a weakness. There is not a weak link. There are not a couple of guys you can attack. There is nobody that you look at on film and say, ‘OK, we need to go at this guy,’ because everybody can play. And then you have Ray leading them, who you know he’s going to make sure that everybody gives it their all every day in practice and of course on game day. So, it’s a very good combination of athletes, of big, strong, physical guys and guys that work extremely hard.”

S Ed Reed on the accountability among the defensive players:

“This is one of the rare places, I haven’t been anywhere else, but this place here is almost like a college feel. We talk about tradition. We talk about our defense as a tradition of upholding certain standards. Look, when you come up into this defense, there’s a certain way you practice, there’s a certain way you play. That’s how we’re built. I think, upstairs, Ozzie Newsome and that staff, they do a great job of seeking those guys out and putting those guys around us, and those guys are just blending in like this is not just football and a job, it’s fun also. That’s what keeps us going. That’s what keeps you going at the end of the day, even as a little kid. When you were a kid, and kids today, they enjoyed this. That’s the pure times of their life, to enjoy football, and a lot of us still have that little kid inside.”

DE Trevor Pryce on D-line coach Clarence Brooks:

“I would have retired [following the ‘06 season] if it wasn’t for having a coach like ‘C.B.’ That’s the best thing I could say about him. He’s a great coach. There are a lot of great coaches, but he’s a better person. We love him to death. I mean honestly, we love him to death. We’ve always had this thing where the guys are messing around, players messing with the coaches, and we can go grab the quarterbacks coach, but nobody comes to his rescue. If you grab our coach, [Justin] Bannan and them boys sweep down on you like the wrath of God. I’m telling you, don’t mess with C.B. He takes care of us, and we take care of him.”

Bengals head coach Marvin Lewis on the ability of Ravens’ OLB Jarret Johnson:

“I think he’s been a great football player ever since they’ve gotten him. His ability to my eye, what I’ve seen Jarret do, is be able to play in the passing game and on his feet. He’s done an excellent job of that. He’s been a great pass rusher, and he plays so doggone hard. I think he’s just been an excellent football player and a guy that maybe not a lot of people know about, unless you play in this division. And when you play in this division and watch him week in and week out, you know what kind of football player he is.”

DEFENSE QUOTES CONT'D

Defensive coordinator Greg Mattison on the Ravens’ 2009 defense and its chemistry:

"I don't believe there is a weak link in our defense when they're all playing. What you find out in our meetings is that what makes the Ravens' defense so special is they have to be accountable to each other. As you're watching the tape, when a player does something good or something bad, you're going to hear echoes throughout that room of 'Great job' or 'Hey, that's not how we do it.' It's other people always talking in there, not just the coach. That's the thing we keep talking about, about the Ravens and their attitude."

ILB Ray Lewis on his love for the game of football and making an impression on other players in the league:

"I'll tell you this: From Day One – from college to this day – I've been chasing something. And not in a disrespectful way. I've never slowed down anyone else's path. I try to help guys like [the 49ers'] Patrick Willis, [the Seahawks'] Lofa Tatupu, [the Browns'] D'Qwell Jackson. I mentor them. And I don't like to judge myself against anybody. But, at the end of the day, I want to be the greatest player ever to strap it on. Not just because I was able to make plays, but to do that and to influence men, the souls of men, the spirits of men, the willingness of men."

Browns head coach Eric Mangini on ILB Ray Lewis:

"He's passionate. He has an incredible work ethic. He has great instincts that he combines with the fact that he studies so hard. He plays faster, and he always has, than he is. Not that he's slow by any stretch, but he knows where things are going. He sees it and anticipates it and then is able to go over and execute it. The way that he's able to rally guys around him, it's unique. You always talk about leadership – learned or born with it. I saw it [as a scout with the Ravens in 1996] from Day One from a very unique perspective from a rookie linebacker, and it looks like he hasn't stopped since."

Colts head coach Jim Caldwell on S Ed Reed:

"He may be one of the most instinctive players I've ever seen on a football field. He can cover an incredible amount of ground in a short period of time. Not only does he run fast and is a big hitter, but his instincts are just unbelievable. I think often players get a sense that they can see the entire field in a chunk and know what's coming and know what to anticipate. He is one of those guys. He reacts like you can't believe. He'll amaze you at least two or three times when you watch him on film. He just makes incredible plays."

OFFENSE QUOTES

MASN*Sports.com's* Dan Kolko on the combo of 2008 draft choices QB Joe Flacco (1st round) and RB Ray Rice (2nd round):

"Flacco and Rice have emerged as one of the best young QB-RB duos in the league, and they've revitalized a Ravens' offense that historically had languished in the bottom third in the NFL statistically. Flacco is clearly the franchise quarterback the Ravens have been searching for, and Rice has made his mark as one of the more dynamic playmakers around. GM Ozzie Newsome and current director of player personnel (then director of college scouting) Eric DeCosta couldn't have fared much better with those two picks."

Ozzie Newsome on the athleticism of the offensive line:

"I like our athleticism, and another thing I like is our toughness and how physical they have become. They take pride in dominating an opponent. I don't know what their limit is with the offense, but they can become really good. We're just scratching the surface, and having [center Matt] Birk in the middle has made them even better."

NFL.com's Michael Lombardi on the Baltimore Ravens:

"When you first think of the Ravens, you think defense, right? Well, that is changing as the 2009 Ravens are an explosive offense built with power and toughness to play in the AFC North. When I worked for coach Bill Walsh with the 49ers, he was always excited to see the jump a player made from Year 1 to Year 2. He would always say, 'We will teach the system in Year 1 and develop the skills in Year 2.' Walsh would be very proud of the work the Ravens' coaching staff has done with second-year quarterback Joe Flacco. He is in command of the offense, as he uses that big arm to make all the throws. He might throw the best seven cut (corner route) in the NFL. Now with Ray Rice as the new runner to go along with Willis McGahee and Le'Ron McClain, the Ravens have a complete offense that can score points. Baltimore can play power football, which is essential for the AFC North, but they also can throw the ball effectively in large part due to the development of Flacco."

SI.com's Don Banks on the Ravens' offense:

"The rest of the league's nightmare scenario for about 10 years now has been the thought of the Ravens with a big-time offense, and it's a fear that has finally come true in the Joe Flacco/Cam Cameron era."

RBs coach Wilbert Montgomery on the Ravens' three-pronged running attack:

"They all have their own running style, and that's a good thing. Willis [McGahee] will break more tackles. He is a strong runner. Ray [Rice] is a guy that can shake you and make you miss. And then Le'Ron [McClain] is a guy that can drop his shoulders and run over you. You're looking for help when you tackle him, and you're not in a hurry to get there."

FoxSports.com and Sirius Radio's Adam Schein on the Ravens' offense and Cam Cameron:

"There is a wonderful feeling of confidence because of the way Cam Cameron puts his players in position to succeed. Watching him work during practice is quite impressive. Cameron and Hue Jackson are a great combination as offensive coordinator and quarterbacks coach. Cameron did an excellent job keeping defenses off balance last year. It's why Joe Flacco is in prime position to take a major step forward after a great rookie season."

Head coach John Harbaugh on WR Derrick Mason's pride and leadership for the team:

"There are different types of pride. I think the pride that Derrick displays, and we're talking about, is pride in one another – basically a servant-type pride mentality where you put the team before yourself, your teammate before yourself. You do everything you can to make the people around you as successful as they can be. That's something that you can really take pride in. I think that's the spirit that runs through our team."

ILB Ray Lewis on RB Ray Rice and the comparisons he draws to former NFL great Barry Sanders:

"He reminds me of a lot of guys, but the way he spins out of tackles, the one guy we saw come through here years ago was Barry Sanders. He had that type of ability. Those guys are built to where all their power is in their legs. ... He's so low to the ground, he really reminds you of Barry Sanders. With his quickness, he reminds you of Eric Metcalf. He springs like a cat, and he has a heart like a lion."

Vikings head coach Brad Childress on QB Joe Flacco:

"Unflappable. I always talk about wanting flat-line quarterbacks, not riding the roller coaster, never too high, never too low, never letting them see you sweat. He exudes all of those. He has all the physical skills – he can see, he has stature, he can throw the outs, he can throw the long ball. I think what he did last year [as a rookie] is interesting. It takes quite a guy to do that, particularly in his first go-around. I see him picking up where he left off. Obviously, he knows where all the bones are buried now, going through the second time around."

SI.com's Ross Tucker on the emergence of QB Joe Flacco:

"I wasn't 100 percent sure about Flacco until I saw him in person on Sunday [10/4] against the Patriots. I am now completely on board. This guy is going to be a full-fledged star, even if stardom isn't a priority of his. Flacco is so unassuming and reticent about life as a starting quarterback, and a top 10 one at that, that he has the personality traits that should win over the blue collar faithful in Baltimore as much as his ability. I know the nickname 'Joe Cool' has already been bestowed on [Joe] Montana, but watching Flacco led to the same thoughts. His arm strength was a given ever since he did the spring workouts for scouts last year at Delaware. What the brightest football people couldn't know for sure was the poise he shows in the pocket, even when under duress."

The Sporting News' Vinnie Iyer on the Ravens in 2009:

"Let's hope the critics of the Ravens' offense are finally silenced. They can run the ball. Joe Flacco has the arm to get the ball downfield. And oh yeah, with playmakers such as Ray Lewis and Ed Reed, they can still also score on defense."

ESPN MNF analyst Jon Gruden on rookie T Michael Oher:

"Ozzie Newsome knows All-Pro tackles. I think he saw a lot of Jonathan Ogden in Michael Oher when he was drafted. Newsome got it right again."

Rookie T Michael Oher on draft day after being selected by the Ravens:

"It's been a long journey. Baltimore just got a great player. I'm not going to let them down. I'm going to give them everything I got. I felt like I was the best tackle in the draft."

WR Derrick Mason on the toughness of QB Joe Flacco:

"You can't teach toughness. I don't care what you try to do. If a guy is not tough, he can't play in this league for a long time. Joe has that ability to stand in the pocket. He's done it game in and game out, to take a big hit and still get back up and go to the next play. And if he has to stand in the pocket again for the team, he does it. That's something you can't teach. It has to be in you, and fortunately for us, we have a quarterback who has a defensive mentality when it comes to standing in the pocket."



HEAD COACH JOHN HARBAUGH'S MONDAY PRESS CONFERENCE**Head Coach John Harbaugh**

Opening Statement: “OK, good to see everybody. And again, congratulations to our coaches and our players for the opportunity to compete in the playoffs. And obviously, we have a big challenge against the New England Patriots coming up, and we’re looking forward to it. We had a chance to go through the game and make the corrections like we always do, but the players will not be in here officially, or formally, until Wednesday. They’ve already been in for treatment. Guys are watching tape on their own – that process kind of continues. They’ll come in here fully armed with information on the Patriots starting Wednesday morning, but we don’t have anything formal for them today or tomorrow.”

What were your impressions of S Ed Reed and LT Jared Gaither in their returns to the lineup?

“I think that they both looked pretty good, and obviously, it’s tough to just go out there and play for the first time in four weeks. They haven’t had a lot of practice. You know, both of them practiced this week. I think that they’ll get even better, but it was good to see them out there. They both came out of it real well. Tavares Gooden will continue to... He was kind of close. I didn’t think he was good enough or ready to play, although he did, of course. But he always thinks that. He always wants to play, so hopefully we’ll get him back. And then Marshal [Yanda] came out of it pretty good. He’ll be a little bit sore, but he should be fine. I don’t think there were any other injury issues that I remember off the top of my head.”

How about DT Haloti Ngata? “

“Haloti is sore. The ankle, it’s always... He comes out of it a little bit sore. You know, he’s a big guy, pushing off, but he’s fine, too.”

Is it a little bit of a relief to have a 1 p.m. kickoff Sunday, just like a typical regular season week?

“Right, well that will be our schedule. It’ll be just like a regular schedule that we have. It’s good, because coming back from the West Coast, we get in early – like some of you guys – early [this] morning. Some of you guys probably got back [later] today, but our guys get a chance to get an extra day of rest. We don’t have to start tomorrow, which would have been tough. So, I think the league was fair about it, and it’s good for us.”

What did you make of QB Joe Flacco’s performance? Was it the defensive pressure or just not his day?

“Well, I think a lot of it has to do with what they were doing defensively, and obviously, the pressure got us a couple of times. We missed a couple of things that we probably could have hit that would have made a huge difference. If we’d have found a couple of open guys behind some of those blitzes, like we’re capable of doing, that would have made a big difference. I think the running game was working pretty well. They’re kind of built in some ways... They do a great job in the back end, and there were times when they covered us. So, it wasn’t as good of a passing performance as we’d like to see, but like we always say, every game stands on its own. Every week is a different drama, and I thought our offense did what they had to do to win that game.”

Does a 1-6 regular season record against playoff teams present any indication of vulnerability?

“I don’t know. I’m not sure what [New England’s] record is against playoff teams. Maybe you could tell me? [Reporter replies: “2-3.”] OK, so that gives them an edge going into this game, I guess. But every week stands on its own. That’s the beauty of it. So, if that’s a factor, then they have an edge.”

How does the complexion of the game change with the probable loss of WR Wes Welker?

“Well, Wes Welker, obviously, is a great football player, and he’s a huge part of what they do. But they’ve got Julian Edelman, and we call him ‘Little Wes Welker.’ Last time we played him... He’s kind of the Wes Welker clone, and it’s amazing to me that he’s been able to do what he’s been able to do. He goes in there and catches a bunch of balls this last week. When you watch him run routes, he’s almost the same guy. So, they’ve done a great job of building their depth, and it seems like... If you look at their offensive line, they’ve had a bunch of guys nicked up on their offensive line throughout the course of the season, and they just plug the next guy in, and he plays just as well, and they look the same. To me, that’s the mark of a real deep football team and a really strong program and a good coaching staff. So, they’ve been able to plug in for their injuries very effectively this year, and I don’t see any difference here in this one.”

Is the cleaner, smarter approach to the game that you got yesterday a result of better execution, focus, dialing back the intensity a bit, or maybe something else?

“Well, I think it’s all of those things, but I don’t think it’s dialing back the intensity. You can’t afford to dial back the intensity and have a chance to win. It’s making better decisions in some critical moments of decision making. Right there at the moment of truth, you’ve got to make a choice to block a guy in the back, or not. Is he out of bounds or is he in bounds? We did a good job of that. And it’s technique a lot of times in the back end. And sometimes, you’re going to play great technique, and you’re going to get called anyway. And it’s just the call is made, and you’ve got to move on to the next play. That’ll be our challenge up there in New England, too. This is an ongoing thing. As long as they play football, it’s going to be a challenge for football teams to do that, and it’s going to be a challenge for the Ravens. But we’re going to need to play a very smart, a very physical, a well-executed football game to have a chance to win this football game.”

Have you made any determination regarding the snapper situation for this Sunday, and was the snap the reason K Billy Cundiff missed the 51-yard field goal attempt?

“It didn’t help. For that kind of field goal in those kind of conditions, we felt like 51 was our yardage. That was the yardage in pregame. We nailed those very well in pregame, and that was an opportunity to really put the game away. That’s how I looked at it. I also felt like our defense was playing really good in the red zone and that whether they started from their own 10 or started from their 40, we were going to have a good chance to get them stopped once they got to the red zone. And we got them stopped before they got to the red zone, but I wanted to get that to 11 points if we could. I thought we had a reasonable chance to make that field goal. But in order to do that, you have to snap it, you have to hold it, you have to kick it and all has to go well, and obviously that didn’t happen. So we have to have a better operation in either one of those two attempts.”

On if he is contemplating making a change at the long snapper position this week?

“No. Matt Katula is a quality long snapper in this league. You see it in practice every single day. You see it in pregame. You see it in most of his snaps during the game. He’d be the first to tell you he’s got to be better in that situation, and he does have to be better in that situation. But, he’s a really good snapper, and he’s going to be fine.”

**Is the problem with the snaps a functional problem with field goals only as there has not been a problem with the punt snaps?**

“Well, it’s basically the same motion. It’s just a little different angle and it’s a little different tempo. He’s had a little bit of tendinitis in [the elbow], and I think that’s affected him a little bit. But by the same token, he snaps well enough in practice; he’s really spot-on. He snaps great in pregame. So, it’s just kind of putting it together in that situation that counts so much, and he’s capable of doing that. We’ve got to move on. He’s a good snapper, and I think he’s confident, and he can get the job done.”

Can you talk about the strides that rookie LB Dannell Ellerbe has made this year and if he’s earned more trust and playing time with the coaches by the way he has been playing and practicing recently?

“Well, throughout the season he’s gotten more playing time. Obviously, the Tavares [Gooden] injury has given him more of an opportunity to [play]. That’s what happens. You get a chance to go out there and you play well and you earn more responsibility, and he’s done well with that. There are so many areas where he can get better, and he will get better. But for him to come up with those two plays in that game... The difference in the game was turnovers – in the end. And he made the plays, and our offense did a good job of avoiding turnovers. He gets a game ball. For a rookie to come in and do that, it’s quite an achievement.”

Did the officials blow the call on the interference call on CB Chris Carr?

“Boy, I love the way you ask that. You trying to get me in trouble? A lot of those plays look like bang-bang plays, and that’s maybe a classic example of that. But, we haven’t found out from the league what they think. I thought it was good technique by Chris Carr. I thought he played it just the way you’re supposed to play it. There’s no technique coaching point that we’re going to be able to discuss with him to say you could have done that better. We don’t have that. So, that’s where we stand with that one.”

Was the penalty called on CB Frank Walker similar?

“Frank’s call was similar. At some point in time you establish position, and I guess you’ve got to get out of the way. So, we’ll talk to the league, and we’ll find out what they say, and whatever they tell us that’s how we’ll coach our guy.”

Fans have been expressing concern that Flacco has been holding on to the ball a little too long in the last few games. Is that something that you will address with him and did that contribute to him having an off game yesterday?

“You know you’ve got to make a decision. Yeah, there are times we’d like the ball out quicker, and I’m sure there are times that Joe didn’t see opportunities to make throws or decided, ‘You know what? In this game right here I’m not going to take a chance on this throw. I’m going to make sure that it’s [right].’ Maybe it’s a sack, even, but it’s not a turnover. He might have played a little conservative on some of those throws. Other times, guys were covered. Joe did a good job in the sense of understanding the situation we were in in a football game and making sure that we protected the football.”

Does it seem to you like the defensive line has done a better job with the pass rush lately by getting to the quarterback and knocking him down even if they are not getting many sacks?

“Well, we have gotten to the quarterback better. We have gotten more sacks, but we’ve hit him a bunch more. And probably the story of the game yesterday was hits on the quarterback. Obviously, Charlie Frye got knocked out of the game, and any time you can knock the starting quarterback out of the game, that’s a plus. Our defensive line deserves a lot of credit for that.”

Given the impression that QB Tom Brady gets favorable calls, and keeping in mind the published reports that he has broken ribs and a broken finger, does that figure into your plans in preparing your defense to play New England this Sunday?

“We’re not going to target a guy’s injury, per se, but we’re going to try to hit the quarterback. That’s part of the deal, and you try to do it within the rules. And there’s a strike zone that they talk about and there’s a two-step rule that they talk about. Our guys are just going to try to get to him and sack him. That’s the idea. So if the quarterback holds on to the ball too long and they don’t protect as well, then you have a chance to get there. But, he’s the best. He and Peyton Manning are probably the two best in the league at avoiding sacks. They don’t have very many sacks because they have a heck of an offensive line. Their running backs understand pass protection, and the quarterback knows where he’s going with the ball and he gets it out quick. So, he’s not a guy that lends himself to getting hit too often.”

Is there anything you can do, from your standpoint, with the officials regarding Brady’s injuries?

“Well, I can’t imagine that the officials are going to take into account any of that. That’s not what they do. They’re going to call the game consistently. They’re going to call what they see and our guys are going to play within the rules. We’re going to work on that all week just like we have been, and I think when you watch us play, you see that stuff coming around. You talk about the hits on the quarterback – you see that stuff coming around – same thing in the back end on defense. So, we’re just going to try to keep doing that.”

If OLB Terrell Suggs and DT Haloti Ngata hit Patriots QB Tom Brady the same way they did on Oct. 4, would they get flagged?

“I don’t know. I think that’s going to be in the eye of the beholder, but I think we’ve learned better [on] how to hit the quarterback. We understand better... Our guys do a better job, technique-wise, of attempting to sack the quarterback, than we did earlier in the year.”

Is the 1st game against New England on Oct. 4 something to look back on and apply this week?

“Well, it’s a great opportunity to see how you kind of matchup personnel-wise – how this guy played against that guy, what you’re capable of doing, maybe what you’re not capable of doing – and then you build on it scheme-wise. They’ll be looking at it, we’ll be looking at it, but that was a long time ago as you were saying. It’s how many games ago? So, we’ve changed; they’ve changed. There are different players out there playing for both teams. You kind of take it where you’re at, at this time.”

Why hasn’t RB Willis McGahee been used more this season, and will you use him more after the game he had vs. Oakland?

“It’s like we do every week. You try to... We have three very good backs, and they all have a role. Going into the game, I don’t think you’re necessarily sure what their role is going to be. So, you kind of get a feel, you have an idea what plays guys are going to run, but you get a feel for how it’s affecting their defense. Willis had some success against Pittsburgh. Ray [Rice], obviously, has had a heck of a year. Le’Ron [McClain] has done well when he’s been in there. It could be Le’Ron McClain this week. It just might go that direction. I think he’d be happy about that, and he’s capable of having a good game. So, we’re blessed to have three really good running backs.”

Are you gratified with your team after getting a win in such tough circumstances?

“Well, it was a tough situation. Making the playoffs is tough. Going across country in a game where, obviously, so much is at stake for one team and not for the other – it’s a little different stakes as you play. I thought our guys handled the pressure, if you want to call it that, really well, and got the job done. That was the bottom line: We got the job done, and I thought we played well.”

**Can you share what you said with RB Willis McGahee after he scored on his 77-yard TD run?**

“No, I could never share that. I don’t remember what it was. *(laughter)* I’m proud... As a coach, that’s kind of what you’re referring too. You go through a lot together as coaches and players, and the fans are a part of it too. I know the emotions of the fans. We do that radio show, and you get that [emotion] first hand a lot of times. So, there is a lot of emotion into sports and a lot of emotion to football. [As] coaches and players, you’re right in the middle of that. So, when a player has that kind of performance and there is a lot at stake for all of us, and it matters a lot to us, I guess you want to share with him how you feel. I don’t think there is anything wrong with that.”

One of the rumors floating around after the coaching dismissals today is that offensive coordinator Cam Cameron’s name is connected with Buffalo. Have they contacted him or you about that at all?

“Not that I’m aware of, no. Nothing has been done. Cam’s a great coach. I know him as a head coach. I worked for him for a year and know his reputation. I’ve had a chance to be around him the last two years, probably, as close as any two coaches can be, and [I am] more impressed with him than ever. I hope he’s the Baltimore Ravens’ offensive coordinator for many years to come. That’s going to be my position.”

Was that the best stiff arm you’ve ever seen by RB Willis McGahee?

“Yes. I don’t even know. Can you count it as a stiff arm? It was like a pass-rush hump move, you know, bam, tilted him over. It was a good play.”

I saw the bottom of Hiram Eugene’s cleats. It was that bad.

“I’ll tell you one thing about Willis – he’s physical. I thought that he ran the ball... He ran hard north and south, but had the presence of mind to have that kind of a thought process in open field like that. To pick a defender up and throw him on the ground is pretty impressive.”

Yesterday, Commissioner Goodell was on at halftime saying that they were looking for ways to provide incentive for teams to play hard at the end of the season when they don’t have to. Do you have any idea if that’s possible to do?

“That’s an interesting thing to think about. I wish I could tell you I’ve thought about it. I haven’t. I think it’s a good thought. You want to see every game matter. You want to see meaningful football games, and you want to see great football. To me, that’s the beauty of the National Football League. And it’s so close, it’s so balanced, it’s so competitive, it’s such a fine line, and I hope they can find a way to do that. We’ll just have to see how it shakes out.”

What’s the procedure this week to ensure that your players get enough reps and work, but still get the rest they need?

“We’ve been doing that as we’ve gone throughout the course of the season. Week to week, you evaluate your guys, and we’ll make sure our guys are fresh and ready to go on Sunday. We’ll alter practice to some extent, but we’ll have to get the work in, too, so we’ve got a plan for doing that.”

Is today sort of a strange day around the league, the so-called “Black Monday,” with a lot of coaches losing their jobs?

“I haven’t really had a chance to look at any of that. It is tough, I’m sure. Some of those guys are really good friends and really good coaches. They’ll be coaching again in some form or fashion, doing really well, but it’s part of the business.”

What is the advantage to having been in the playoffs with this team before?

“To me, experience is important. We’ve been together. I think that these guys, all the guys who were in there last year, have been through a playoff run. We’ve been through the whole season this year. We’ve been through all the good things, the tough things, and all the different things that make you what you are, so we should be that much further along. It doesn’t mean we’re going to perform better, but we’re going to try. We’re going to work real hard to try to do that.”

Does the fact that you’ve played all the AFC playoff teams except for the Jets in the regular season hold a little advantage?

“And they’ve had the same advantage. Even the Jets, we saw each other in the preseason. I don’t think there’s an advantage to it. It’s just a matter of we’re all in the same conference, and we happen to play each other.”

Regarding G Ben Grubbs making the Pro Bowl as an alternate, is it just that he’s now being noticed after having done the job for a long time, or has he made a sudden turnaround from a year ago?

“I think Ben played really well last year. Maybe he’s been noticed more this year. I think Ben’s very steady. Ben has his ups and downs. He’s had some games that he’d like to have back, but he’s also had, obviously, some really good games. People have noticed it. I think it’s also a reflection of our offensive line as a whole, the way they’ve been playing, and Ben being a guy they pointed out, maybe, to give recognition to the whole group. He’s well-deserving of it, and he gets better all the time. I think Ben’s going to be a lot better player next year than he is this year because of the way he works.”

Is Grubbs a mauler or more of a finesse guy?

“I think he’s got both qualities. He’s a very talented athlete. He can move his feet, and he can bend. He’s not a big, stiff guy by any stretch. He’s a very good athlete, but he’s also very physical. I think he can be more physical, and he can be more athletic because he’s still young, and that’s what he’s going to try to develop as he goes.”

Do you like the fact that this team has some momentum going into the playoffs, as opposed to some teams that have been coasting in?

“I don’t know. I think that will all shake out. There’s something to be said for coasting in, because obviously, you’ve earned that right to do that. You’ve gotten to the point where you’ve won a lot of football games up to that point, where you were able to rest some people. I think there’s an advantage to that. There’s an advantage to having to fight your way in. If you look at the history, probably, of who’s won the World Championship, you’ve seen it come from both places, right? The bottom line is going to be who plays the best football over the course of the next four games. Whoever does is going to be the World Champion. There are going to be 12 teams fighting to try to do that.”

RAVENS POSTSEASON HISTORY



AFC CHAMPIONSHIP Steelers 23, Ravens 14

Sun., Jan. 18, 2009
Heinz Field

	1	2	3	4	Total
Baltimore	0	7	0	7	14
Pittsburgh	6	7	3	7	23

It was a battle of the NFL's top 2 defenses, and Baltimore fought through multiple injuries. S Daren Stone suffered a concussion on the opening kickoff, but returned in the 2nd half. CBs Frank Walker (dislocated shoulder) and Corey Ivy both left briefly before returning. However, RB Willis McGahee was carted off in the 4th quarter because of a helmet-to-helmet shot from S Ryan Clark. After not committing a TO in his 1st 2 playoff games, QB Joe Flacco threw 3 INTs and lost a fumble. Pittsburgh took a 13-0 lead on 2 Jeff Reed FGs and a 65-yard TD pass from QB Ben Roethlisberger to WR Santonio Holmes. S Jim Leonhard returned a punt 45 yards to the Steelers' 17, which – along with a pass interference call in the end zone – set up McGahee's 3-yard TD run in the 2nd quarter. After another Reed FG, McGahee pulled the Ravens within 2 (16-14 in the 4th quarter) with his 2nd TD. A botched punt from Pittsburgh's P Mitch Berger gave Baltimore the ball at midfield, and another end zone pass interference call led to McGahee's 1-yard TD run. On their ensuing series, the Ravens drove for a go-ahead score, but S Troy Polamalu jumped in front of WR Derrick Mason with 4:24 left and raced 40 yards to paydirt with Flacco's 2nd INT. His last INT – on an attempt over the middle to RB Ray Rice – sealed the outcome with 1:11 remaining.

FINAL INDIVIDUAL LEADERS

BALTIMORE

Rushing	ATT	YDS	AVG	LG
W. McGahee	20	60	3.0	14
Passing	ATT	CMP	YDS	SK/YD
J. Flacco	30	13	141	3/16
Receiving	NO	YDS	AVG	LG
R. Rice	3	43	14.3	22

PITTSBURGH

Rushing	ATT	YDS	AVG	LG	TD			
W. Parker	24	47	2.0	7	0			
Passing	ATT	CMP	YDS	SK/YD	TD	LG	IN	RT
B. Roethlisberger	33	16	255	4/32	1	65	0	84.8
Receiving	NO	YDS	AVG	LG	TD			
H. Miller	3	62	20.7	30	0			

DIVISIONAL PLAYOFF Ravens 13, Titans 10

Sat., Jan. 10, 2009
LP Field

	1	2	3	4	Total
Baltimore	7	0	0	6	13
Tennessee	7	0	0	3	10

Two fierce defenses were featured in this hard-fought battle. It wasn't until K Matt Stover's 43-yard FG with :53 left that the outcome was decided. To get there, QB Joe Flacco, who became the NFL's 1st rookie QB to win 2 playoff games, led a 9-play, 51-yard drive to set up the clinching kick. On their 1st drive, Titans Pro Bowl RB Chris Johnson took a short pass from Kerry Collins in the left flat for a 28-yard gain. Johnson then scored on an 8-yard TD run. On the ensuing series, Flacco hit WR Derrick Mason for a 48-yard TD bomb. Just before the 1st half ended, Tennessee marched to the Ravens' 22-yard line, but RB LenDale White was stripped by LB Jarret Johnson, and the Ravens recovered. The Titans tried a 51-yard FG on 4th down instead of punting in the 3rd, and K Rob Bironas pushed it WL. In the 4th, Stover hit a 21-yard FG to make it 10-7. Later, Titans TE Alge Crumpler fumbled on the Ravens' 6-yard line. Tennessee tied the game again after stopping the Ravens and then scored on Bironas' 27-yard FG. The Ravens made the most of their last possession. Flacco completed a 23-yard pass to TE Todd Heap on a critical 3rd-and-2. RB Willis McGahee then made an 11-yard run, and Flacco found WR Mark Clayton for 8 yards to pull within Stover's range. With less than 1:00 remaining, Collins completed 1 pass, but his last 3 attempts fell to the turf.

FINAL INDIVIDUAL LEADERS

BALTIMORE

Rushing	ATT	YDS	AVG	LG	TD			
W. McGahee	12	32	2.7	11	0			
Passing	ATT	CMP	YDS	SK/YD	TD	LG	IN	RT
J. Flacco	22	11	161	0/0	1	48	0	89.4
Receiving	NO	YDS	AVG	LG	TD			
D. Mason	5	78	15.6	48	1			

TENNESSEE

Rushing	ATT	YDS	AVG	LG	TD				
C. Johnson	11	72	6.5	32	1				
Passing	ATT	CMP	YDS	SK/YD	TD	LG	IN	RT	
K. Collins	42	26	281	1/6	0	28	1	71.6	
Receiving	NO	YDS	AVG	LG	TD				
J. Gage	10	135	13.5	24	0				

WILD CARD PLAYOFF Ravens 27, Dolphins 9

Sun., Jan. 4, 2009
Dolphin Stadium

	1	2	3	4	Total
Baltimore	3	10	7	7	27
Miami	3	0	0	6	9

The Ravens forced 5 turnovers from the Dolphins, who had tied an NFL record with only 13 giveaways in 2008. S Ed Reed snared 2 INTs from QB Chad Pennington, who only threw 7 INTs in the regular season. Reed took his 1st 64 yards for a TD, the 12th score of his career. Both teams traded FGs before the INTs began accumulating. At 8:56 in the 2nd quarter, S Jim Leonhard returned the 1st theft of the day 20 yards to Miami's 45-yard line, but the Ravens punted after a 3-and-out. On the following series, Reed ran under a rainbow from Pennington and weaved 64 yards for the TD. Baltimore added another K Matt Stover FG (31 yards) before the 1st half ended. CB Fabian Washington posted the 3rd INT just after halftime, which resulted in another Ravens 3-and-out. But DT Marques Douglas stripped RB Patrick Cobbs to end the Dolphins' ensuing drive, and LB Terrelluggs recovered on Miami's 19-yard line. Four plays later, FB LeRon McClain, scored from 8 yards out. Reed continued to terrorize Pennington, who drove to Baltimore's 15-yard line when Reed grabbed his 2nd INT at the 8-yard line in the 3rd. The Dolphins closed the margin with a 5-play drive culminating in a TD pass to RB Ronnie Brown, but it wasn't enough to overcome the deficit. The Ravens' offense put the margin out of reach when a 71-yard drive ended with a 5-yard scoring run from QB Joe Flacco.

FINAL INDIVIDUAL LEADERS

BALTIMORE

Rushing	ATT	YDS	AVG	LG	TD			
L. McClain	19	75	3.9	11	1			
Passing	ATT	CMP	YDS	SK/YD	TD	LG	IN	RT
J. Flacco	23	9	135	0/0	0	31	0	59.1
Receiving	NO	YDS	AVG	LG	TD			
D. Mason	4	71	17.8	31	0			

MIAMI

Rushing	ATT	YDS	AVG	LG	TD				
R. Brown	12	19	1.6	6	0				
Passing	ATT	CMP	YDS	SK/YD	TD	LG	IN	RT	
C. Pennington	38	25	252	3/28	1	45	4	53.7	
Receiving	NO	YDS	AVG	LG	TD				
R. Brown	6	43	7.2	23	1				

DIVISIONAL PLAYOFF Colts 15, Ravens 6

Sat., Jan. 13, 2007
M&T Bank Stadium

	1	2	3	4	Total
Indianapolis	6	3	3	3	15
Baltimore	0	3	0	3	6

Despite holding the high-powered Colts' passing attack to only 161 yards, intercepting Peyton Manning twice, and keeping the AFC's top-ranked offense out of the end zone, the Ravens were kicked out of the race to Super Bowl XLI, 15-6. K Adam Vinatieri booted 5 FGs, while Baltimore could only muster 2 in the difficult loss. Steve McNair finished 18-of-29 (173 yards) with a 62.1 completion percentage, the highest in team single-game postseason history. Even though McNair out-dueled Manning, who went 15-of-30 for 170 yards (39.6 rating), the Ravens couldn't bounce back from McNair's 2 INTs. Coming off a 40-yard FG from K Matt Stover that opened the 2nd period, S Ed Reed got his hands on a Manning pass less than a minute later. Down 6-3, McNair drove to the Colts' 4, but was picked off in the end zone. The Baltimore defense came up big, as usual. Each time Manning would march into Ravens territory, the unit clamped down, forcing 5 FGs. The Ravens pressured Manning all game but only managed 1 sack. On another day, this defensive effort might have been enough to defeat the Colts, but this January evening proved to be a different story for the Ravens.

FINAL INDIVIDUAL LEADERS

INDIANAPOLIS

Rushing	ATT	YDS	AVG	LG	TD				
D. Rhodes	14	56	4.0	25	0				
Passing	ATT	CMP	YDS	SK/YD	TD	LG	IN	RT	
P. Manning	30	15	170	1/9	0	27	2	39.6	
Receiving	NO	YDS	AVG	LG	TD				
R. Wayne	5	51	10.2	19	0				

BALTIMORE

Rushing	ATT	YDS	AVG	LG	TD			
J. Lewis	13	53	4.1	18	0			
Passing	ATT	CMP	YDS	SK/YD	TD	LG	IN	RT
S. McNair	29	18	173	2/12	0	23	2	49.9
Receiving	NO	YDS	AVG	LG	TD			
M. Clayton	6	73	12.2	21	0			

RAVENS POSTSEASON HISTORY



WILD CARD PLAYOFF

Titans 20, Ravens 17

Sat., Jan. 3, 2004

M&T Bank Stadium

	1	2	3	4	Total
Tennessee	7	0	7	6	20
Baltimore	7	3	0	7	17

The AFC North Division champion Baltimore Ravens, the youngest team in the 2003 playoffs, lost a hard-fought 20-17 decision to Tennessee in the Wild Card matchup. The game was decided on K Gary Anderson's 46-yard FG with 29 seconds left in the game. The kick came only minutes after the Ravens rallied to tie the contest, thanks to a 9-play, 71-yard journey that ended with a 35-yard TD pass from QB Anthony Wright to TE Todd Heap. On the Titans' ensuing possession, CB Chris McAlister picked off Titans QB Steve McNair, and the Ravens were poised to forge ahead. However, Tennessee held Baltimore's offense to a 3-and-out, and McNair moved the Titans into FG range. Anderson, who also kicked a 45-yarder earlier in the 4th quarter, did the rest. The Ravens intercepted McNair 3 times, including a S Will Demps pick which he returned a postseason franchise-record 56 yards for a TD. K Matt Stover's 43-yard FG in the 2nd quarter put Baltimore ahead 10-7 at halftime, but the Ravens came up just short.

FINAL INDIVIDUAL LEADERS

TENNESSEE

Rushing	ATT	YDS	AVG	LG
E. George	25	88	3.5	13
Passing	ATT	CMP	YDS	SK/YD
S. McNair	23	14	159	0/0
Receiving	NO	YDS	AVG	LG
D. Mason	3	28	9.3	13

BALTIMORE

Rushing	ATT	YDS	AVG	LG	TD				
J. Lewis	14	35	2.5	8	0				
Passing	ATT	CMP	YDS	SK/YD	TD	LG	IN	RT	
A. Wright	37	20	214	2/13	1	35	2	57.7	
Receiving	NO	YDS	AVG	LG	TD				
T. Taylor	7	82	11.7	30	0				

DIVISIONAL PLAYOFF

Steelers 27, Ravens 10

Sun., Jan. 20, 2002

Heinz Field

	1	2	3	4	Total
Baltimore	0	3	7	0	10
Pittsburgh	10	10	0	7	27

The Ravens' string of consecutive playoff wins was stopped at 5, as the top-seeded Pittsburgh Steelers defeated the defending Super Bowl champs, 27-10. Baltimore's lone TD came in the 3rd quarter when WR/RS Jermaine Lewis raced for an NFL postseason-record 88-yard punt return for a TD to make the score 20-10. But, the Steelers iced the game by driving 83 yards on 12 plays that took almost 6 minutes off the clock, scoring the game's final TD on a Kordell Stewart-to-Plaxico Burress 32-yard pass. The Steelers' defense limited the Ravens to just 7 1st downs, 150 total net yards (including only 22 rushing yards) and forced 4 turnovers (including 3 INTs of QB Elvis Grbac). LB Chad Scott picked off Grbac on his 1st pass attempt and returned the ball 19 yards to the Ravens' 43. Early on, the Steelers managed only a FG by K Kris Brown for a quick 3-0 lead. After forcing a Ravens' punt that gave Pittsburgh possession at the 49-yard line, Stewart led his troops on a 7-play, 51-yard drive that was capped by a 1-yard run from RB Amos Zereoue for a 10-0 Steelers lead. The Steelers scored 10 points in the 2nd quarter on another Zereoue 1-yard run and a 46-yard boot by Brown to extend their lead to 20-0.

FINAL INDIVIDUAL LEADERS

BALTIMORE

Rushing	ATT	YDS	AVG	LG	TD				
T. Allen	4	11	2.8	6	0				
Passing	ATT	CMP	YDS	SK/YD	TD	LG	IN	RT	
E. Grbac	37	18	153	3/25	0	27	3	26.1	
Receiving	NO	YDS	AVG	LG	TD				
S. Sharpe	5	56	11.2	27	0				

PITTSBURGH

Rushing	ATT	YDS	AVG	LG	TD			
A. Zereoue	24	63	2.6	12	2			
Passing	ATT	CMP	YDS	SK/YD	TD	LG	IN	RT
K. Stewart	22	12	154	2/11	1	32	1	72.9
Receiving	NO	YDS	AVG	LG	TD			
P. Burress	5	84	16.8	32	1			

WILD CARD PLAYOFF

Ravens 20, Dolphins 3

Sat., Jan. 13, 2002

Pro Player Stadium

	1	2	3	4	Total
Baltimore	0	7	7	6	20
Miami	3	0	0	0	3

The Ravens dominated the Miami Dolphins, 20-3, and became the only team in NFL history to win their 1st 5 postseason games. Miami's only points came on an Olindo Mare 33-yard FG after the Ravens' WR/RS Jermaine Lewis fumbled the opening kickoff. After Miami jumped to the quick 3-0 lead, the Ravens started a 90-yard drive with 4 passes in 5 plays, and then 11 runs on the next 12 plays, ending with a Terry Allen 4-yard TD burst. Neither team scored again in the 1st half. Miami P Matt Turk placed a punt at the Ravens' 1-yard line midway through the 3rd quarter, but QB Elvis Grbac hit WR Travis Taylor on a 4-yard TD to cap a 99-yard drive. Taylor helped set up his own TD with a 45-yard grab from Grbac on 3rd-and-1, and a 15-yard reverse on a 2nd-and-6. LB Peter Boulware forced a Jay Fiedler fumble that was recovered by DT Sam Adams early in the 4th quarter, which led to a Matt Stover 35-yard FG for a 17-3 lead. On Miami's next possession, CB Duane Starks intercepted Fiedler's pass that bounced off the shoulder of WR James McKnight to thwart a Dolphins' scoring threat and set up Stover's 2nd FG.

FINAL INDIVIDUAL LEADERS

BALTIMORE

Rushing	ATT	YDS	AVG	LG	TD				
T. Allen	25	109	4.4	13	1				
Passing	ATT	CMP	YDS	SK/YD	TD	LG	IN	RT	
E. Grbac	18	12	133	1/12	1	45	0	106.9	
Receiving	NO	YDS	AVG	LG	TD				
S. Sharpe	4	23	5.8	11	0				

MIAMI

Rushing	ATT	YDS	AVG	LG	TD			
J. Fiedler	3	16	5.3	8	0			
Passing	ATT	CMP	YDS	SK/YD	TD	LG	IN	RT
J. Fiedler	28	15	122	3/17	0	20	1	50.0
Receiving	NO	YDS	AVG	LG	TD			
D. Ward	5	55	11.0	19	0			

SUPER BOWL XXXV

Ravens 34, Giants 7

Sun., Jan. 28, 2001

Raymond James Stadium



	1	2	3	4	Total
Baltimore	7	3	14	10	34
New York	0	0	7	0	7

The Ravens won Super Bowl XXXV with a 34-7 victory over the New York Giants. The Ravens allowed the Giants just 152 total net yards (3rd-fewest in Super Bowl history), and NY crossed midfield just twice. Baltimore's "D" tied a Super Bowl record with 4 INTs. The Ravens also became just the 3rd Super Bowl team in NFL history to not commit a turnover. Baltimore opened the scoring with a Trent Dilfer-to-Brandon Stokley 38-yard TD. Ravens K Matt Stover kicked a 47-yard FG with 1:48 left in the 2nd quarter. CB Duane Starks put Baltimore ahead 17-0 in the 3rd quarter when he raced 49 yards after an INT. On the kick-off, Giants RS Ronnie Dixon raced 97 yards to put the Giants on the board, 17-7. Not to be outdone, Baltimore's WR/RS Jermaine Lewis took the Giants' ensuing kickoff and tight-roped down the Ravens' sideline for an 84-yard TD. The 3 scores in 3 consecutive plays set a Super Bowl record, and the back-to-back KOR-TDs were also a record. RB Jamal Lewis (27 carries for 102 yards) scored from 3 yards out on a play that was reviewed and upheld by instant replay to give the Ravens a 31-7 lead. Stover kicked his 2nd FG to complete the scoring with 5:27 on the clock.

FINAL INDIVIDUAL LEADERS

BALTIMORE

Rushing	ATT	YDS	AVG	LG	TD				
Ja. Lewis	27	102	3.8	19	1				
Passing	ATT	CMP	YDS	SK/YD	TD	LG	IN	RT	
T. Dilfer	25	12	153	3/20	1	44	0	80.9	
Receiving	NO	YDS	AVG	LG	TD				
B. Stokley	3	52	17.3	38	1				

NEW YORK

Rushing	ATT	YDS	AVG	LG	TD				
T. Barber	11	49	4.5	27	0				
Passing	ATT	CMP	YDS	SK/YD	TD	LG	IN	RT	
K. Collins	39	15	112	4/26	0	19	4	7.1	
Receiving	NO	YDS	AVG	LG	TD				
T. Barber	6	26	4.3	7	0				

RAVENS POSTSEASON HISTORY



AFC CHAMPIONSHIP Ravens 16, Raiders 3

Sun., Jan. 14, 2001

Network Associates Coliseum

	1	2	3	4	Total
Baltimore	0	10	3	3	16
Oakland	0	0	3	0	3

The Ravens captured the AFC Championship with a 16-3 win over the Oakland Raiders. TE Shannon Sharpe caught an NFL-postseason-record 96-yard catch and run on a 3rd-and-18 from Baltimore's 4 with 11:08 left in the 2nd quarter to open the scoring. On Oakland's next play from scrimmage, DT Tony Siragusa knocked QB Rich Gannon out of the game with a shoulder injury. CB Duane Starks intercepted QB Bobby Hoying's 1st pass to set up a K Matt Stover FG and a 10-0 Baltimore lead. In the 3rd quarter, a QB Trent Dilfer INT led to a K Sebastian Janikowski 24-yard FG to cut the Ravens' lead to 10-3. A Stover 28-yard boot gave the Ravens a 13-3 lead. A fumble by RB Jamal Lewis gave Oakland the ball at the Ravens' 43 near the end of the 3rd quarter, but Starks intercepted Gannon, who had returned to action in the 2nd half. Stover kicked a 21-yarder in the 4th quarter to give the Ravens a 16-3 lead. The Ravens' aggressive defense forced 5 turnovers, limited the Raiders to 191 yards, including 24 rushing yards, and sacked the Raiders' QBs 4 times. Oakland entered the game with the NFL's leading rushing attack.

FINAL INDIVIDUAL LEADERS

BALTIMORE

Rushing	ATT	YDS	AVG	LG	TD			
Ja. Lewis	29	79	2.7	13	0			
Passing	ATT	CMP	YDS	SK/YD	TD	LG	IN	RT
T. Dilfer	18	9	190	2/18	1	96	1	83.1
Receiving	NO	YDS	AVG	LG	TD			
B. Stokley	3	31	10.3	14	0			

OAKLAND

Rushing	ATT	YDS	AVG	LG	TD				
B. Hoying	3	13	4.3	5	0				
Passing	ATT	CMP	YDS	SK/YD	TD	LG	IN	RT	
R. Gannon	21	11	80	4/20	0	16	2	22.0	
Receiving	NO	YDS	AVG	LG	TD				
T. Brown	5	48	9.6	17	0				

DIVISIONAL PLAYOFF Ravens 24, Titans 10

Sun., Jan. 7, 2001

Adelphia Coliseum

	1	2	3	4	Total
Baltimore	0	7	3	14	24
Tennessee	7	0	3	0	10

The Ravens advanced to the AFC Championship game with a gutsy 24-10 win at Tennessee. The Titans lost only 2 games in 2 years on their home turf – both to the Ravens in 2000. The opportunistic Ravens scored 2 4th-quarter TDs on returns to break a 10-10 tie. S Anthony Mitchell raced 90 yards for a score after DT Keith Washington blocked a 37-yard FG attempt by K Al Del Greco, his 2nd blocked FG of the game. LB Ray Lewis then intercepted a pass by QB Steve McNair and raced 50 yards for a TD to seal the 24-10 win. The Titans opened the game with an 11-play, 68-yard drive that ended with a 2-yard Eddie George rushing TD. The Ravens tied the game, 7-7, when RB Jamal Lewis scored on a 1-yard TD that was set up by TE Shannon Sharpe's 56-yard reception from QB Trent Dilfer. Titans WR Chris Coleman blocked a Kyle Richardson punt, giving Tennessee the ball on the Ravens' 25 with 1:44 left in the half, but Del Greco's 31-yard FGA hit the left upright.

FINAL INDIVIDUAL LEADERS

BALTIMORE

Rushing	ATT	YDS	AVG	LG	TD				
Ja. Lewis	17	47	2.8	14	1				
Passing	ATT	CMP	YDS	SK/YD	TD	LG	IN	RT	
T. Dilfer	16	5	117	3/32	0	56	0	58.6	
Receiving	NO	YDS	AVG	LG	TD				
Q. Ismail	3	53	17.7	33	0				

TENNESSEE

Rushing	ATT	YDS	AVG	LG	TD				
E. George	27	91	3.4	15	1				
Passing	ATT	CMP	YDS	SK/YD	TD	LG	IN	RT	
S. McNair	46	24	176	1/4	0	17	1	52.4	
Receiving	NO	YDS	AVG	LG	TD				
E. George	8	52	6.5	10	0				

WILD CARD PLAYOFF Ravens 21, Broncos 3

Sun., Dec. 31, 2000

PSINet Stadium

	1	2	3	4	Total
Denver	0	3	0	0	3
Baltimore	0	14	7	0	21

The Ravens advanced to the AFC Divisional Round with a dominating 21-3 win over the Broncos. Denver entered the game with the NFL's 2nd-ranked offense and a 7-game postseason winning streak, but the Ravens' defense permitted just 1 TD, 177 total net yards and 9 1st downs. The Broncos' 3 points scored were the fewest they've scored since 1992. The Baltimore defense recorded 5 sacks and the Broncos crossed midfield just once during the game. Ravens RB Jamal Lewis scored 2 TDs. Lewis' 1st TD came on a 1-yard dive to complete a 10-play, 75-yard drive. His 2nd score came in the 3rd quarter on a 27-yard burst where he broke 3 tackles. QB Trent Dilfer completed 9 of 14 passes for 130 yards, with 1 TD and no INTs. In the 2nd, Dilfer flipped a swing pass to Lewis, but the ball glanced off him and into the hands of TE Shannon Sharpe, who raced 58 yards down the sideline to give Baltimore a 14-3 halftime lead.

FINAL INDIVIDUAL LEADERS

DENVER

Rushing	ATT	YDS	AVG	LG	TD			
M. Anderson	15	40	2.7	13	0			
Passing	ATT	CMP	YDS	SK/YD	TD	LG	IN	RT
G. Frerotte	28	13	124	4/34	0	24	1	44.3
Receiving	NO	YDS	AVG	LG	TD			
E. McCaffrey	8	75	9.4	16	0			

BALTIMORE

Rushing	ATT	YDS	AVG	LG	TD				
Ja. Lewis	30	110	3.7	27	2				
Passing	ATT	CMP	YDS	SK/YD	TD	LG	IN	RT	
T. Dilfer	14	9	130	2/12	1	58	0	118.2	
Receiving	NO	YDS	AVG	LG	TD				
Q. Imaill	4	35	8.8	15	0				



Volume 6
Number 21

COMMUNITY NEWS

January 2010

Ravens in Our Community 2009 Season Recap

Throughout the 2009 season, the Ravens’ players, coaches, staff, mascot and cheerleaders served the Baltimore community and beyond through various events and programs.

Summer Days in Our Community



In June, Rice, QB Joe Flacco and youth at the Inaugural Ray Rice Day football camp in New Rochelle, NY.

During the offseason, the team’s community involvement was in full swing in Baltimore and the players’ hometown communities. Several players hosted football camps in their hometowns, including LB Ray Lewis, RB Ray Rice, S Ed Reed, WR Kelley Washington and S Tom Zbikowski. Additionally, the entire Ravens organization joined forces with volunteers from KaBOOM! and Good Samaritan Hospital (Baltimore, Md.) to construct a playground (right) for the children at the hospital’s Child Development Center.

During Training Camp, more than 3,000 youth watched practice from the Community Corner set up for pre-scheduled youth groups and summer campers. Several players visited the youth after each practice.

To close out summer and kick off a season of community service, CB Chris Carr and T Joe Reitz joined Ravens staff and 8 members of the Lady Ravens Association to soil, level and sod 2 homes as volunteers for Sand-town Habitat for Humanity in late September.



RB Willis McGahee with youth after a Training Camp practice.

Lifting Spirits



Cheerleaders at Walter Reed Army Medical Center.

The Ravens made various visits to area hospitals during the season. In September, TE Todd Heap visited cancer patients at a local hospital. In December, 12 Ravens cheerleaders visited soldiers at Walter Reed Army Medical Center (Bethesda, Md.) and presented the staff and patients with a banner signed by Ravens players, coaches and staff. Later in December, TE L.J. Smith joined Ravens cheerleaders in spreading holiday cheer at Union Memorial Hospital (Baltimore, Md.).

Ravens Encourage Youth to be Active



LB Antwan Barnes at Hispanic Heritage Month football clinic.



CB Lardarius Webb and WR Kelley Washington at a Play 60 assembly.

The Ravens hosted several events focused on encouraging youth to be active. For Hispanic Heritage Month, the Ravens held a football clinic. For the “NFL Play 60” campaign, Ravens players hosted assemblies at four local middle schools.

For the United Way Hometown Huddle, Ravens players led youth through The Amazing Race - Ravens Style at the Maryland Zoo in Baltimore. The Ravens also hosted an assembly for the NFL Network’s Keep Gym in School campaign.



S Dawan Landry at Amazing Race.



C Matt Birk at Keep Gym in School.

Holidays Ravens-style



Clayton, Oher, Carr, Reitz and Heap at the Gridiron Halloween Party.

In October, 15 Ravens players attended the 10th Annual Gridiron Halloween Party hosted by WR Mark Clayton, TE Todd Heap and T Michael Oher to benefit Goodwill Industries of the Chesapeake.

The week of Thanksgiving included 7 events and 19 players donating food, funds and time to feed Baltimore-area families.

Nearly a dozen Ravens players hosted holiday parties or events to provide gifts for families and youth in need. Also, several players, including the entire defensive line, adopted families to spread holiday cheer.



Top Right: Reed, QB Troy Smith, Barnes and Carr at Reed’s Thanksgiving meals distribution.
Bottom Right: WR Derrick Mason with youth at the 5th Annual Holiday Helpers shopping event.

For more information on Ravens in our Community, please call 410-701-4000 or visit www.BaltimoreRavens.com/community.

HOW THE 2009 BALTIMORE RAVENS WERE BUILT			
Year	Draft (28)	Free Agents (23)	Trade/Waiver (2)
2009 (9-7) 2nd AFC North	T Michael Oher (1) DE Paul Kruger (2)	QB John Beck C Matt Birk (UFA-MIN) CB Chris Carr (UFA-TEN) K Billy Cundiff LB Dannell Ellerbe (RFA) S Keith Fitzhugh CB Domonique Foxworth (UFA-ATL) CB Corey Ivy S Marcus Paschal TE L.J. Smith (UFA-PHI) WR David Tyree WR Kelley Washington CB Cary Williams	G/T Tony Moll (GB)
2008 (11-5) 2nd AFC North	QB Joe Flacco (1) RB Ray Rice (2) LB Tavares Gooden (3a) S Tom Zbikowski (3b) T Oniel Cousins (3c) G/T David Hale (4b) WR Justin Harper (7a)	LB Jameel McClain (RFA) RB Jalen Parmele NT Kelly Talavou CB Frank Walker (UFA-GB)	
2007 (5-11) 4th AFC North	G Ben Grubbs (1) G/T Marshal Yanda (3b) LB Antwan Barnes (4a) FB Le'Ron McClain (4b) QB Troy Smith (5) LB Prescott Burgess (6) T Jared Gaither (Sup. Dr. 5)	TE Edgar Jones (RFA)	RB Willis McGahee (BUF)
2006 (13-3) AFC North Div. Champions	DT Haloti Ngata (1) C/G Chris Chester (2) WR Demetrius Williams (4a) S Dawan Landry (5a) P Sam Koch (6a)	DT Justin Bannan (UFA-BUF) DT Trevor Pryce	
2005 (6-10) 3rd AFC North	WR Mark Clayton (1)	LS Matt Katula (RFA) WR Derrick Mason	
2004 (9-7) 2nd AFC North	DT Dwan Edwards (2)		
2003 (10-6) AFC North Div. Champions	LB Terrell Suggs (1a) LB Jarret Johnson (4a)		
2002 (7-9) 3rd AFC North	S Ed Reed (1)		
2001 (10-6) 2nd AFC Central	TE Todd Heap (1)		
2000 (12-4) Super Bowl XXXV Champions		NT Kelly Gregg	
1996 (4-12) 5th AFC Central	LB Ray Lewis (1b)		
Updated Jan. 4, 2009			
Number in parenthesis after draft choice indicates the round in which the player was taken. (UFA)--Unrestricted Free Agent (RFA)--Rookie Free Agent			

2009 BALTIMORE RAVENS DEPTH CHART

Updated Jan. 4, 2009

OFFENSE

WR	89	Mark Clayton (14/12)	15	Kelley Washington (15/2)	17	David Tyree (10/0)
WR	85	Derrick Mason (16/16)	87	Demetrius Williams (13/0)	14	Justin Harper (2/0)
LT	71	Jared Gaither (11/11)	64	Oniel Cousins (4/3)		
LG	66	Ben Grubbs (16/16)	65	Chris Chester (16/13)		
C	77	Matt Birk (16/16)	62	David Hale (12/0)		
RG	73	Marshal Yanda (16/9)	65	Chris Chester (16/13)		
RT	74	<u>Michael Oher (16/16)</u>	79	Tony Moll (5/0)		
TE	86	Todd Heap (16/16)	82	L.J. Smith (12/0)	84	Edgar Jones (16/0)
QB	5	Joe Flacco (16/16)	10	Troy Smith (4/0)	12	John Beck (0/0)
FB	33	Le'Ron McClain (16/14)				
RB	27	Ray Rice (16/15)	23	Willis McGahee (16/1)	34	Jalen Parmele (7/0)

DEFENSE

DT	92	Haloti Ngata (14/13)	94	Justin Bannan (16/2)		
NT	97	Kelly Gregg (16/13)	98	Kelly Talavou (3/0)		
DE	93	Dwan Edwards (16/9)	90	Trevor Pryce (16/7)		
RLB	55	Terrell Suggs (13/13)	99	<u>Paul Kruger (9/1)</u>		
Jack	56	Tavares Gooden (12/12)*	59	<u>Dannell Ellerbe (13/3)</u>	54	Prescott Burgess (13/0)
Mike	52	Ray Lewis (16/16)	53	Jameel McClain (16/2)		
SLB	95	Jarret Johnson (16/16)	50	Antwan Barnes (11/0)		
LCB	25	Chris Carr (16/4)	35	Corey Ivy (3/0)		
SS	26	Dawan Landry (16/16)	30	Marcus Paschal (2/0)		
FS	20	Ed Reed (12/12)	28	Tom Zbikowski (15/4)	37	Keith Fitzhugh (0/0)
RCB	24	Domonique Foxworth (16/16)	41	Frank Walker (14/1)	29	<u>Cary Williams (9/1)</u>

(RLB = Rush LB and SLB = Strong side LB)

SPECIAL TEAMS

P	4	Sam Koch (16/0)				
K	7	Billy Cundiff (12/0)				
H	4	Sam Koch (16/0)				
KOR	34	Jalen Parmele (7/0)	25	Chris Carr (16/4)		
PR	25	Chris Carr (16/4)				
LS	70	Matt Katula (16/0)				

(2009 Games Played/Games Started)

Rookie and 1st-Year Players Underlined

* Denotes Injured Players

PRONUNCIATION GUIDE

Oniel Cousins (o-NEAL), Dannell Ellerbe (duh-NELL ELL-er-bee), Domonique Foxworth (dah-muh-NEEK), Tavares Gooden (tuh-VAR-ess), Matt Katula (kuh-TOO-la), Sam Koch (Cook), Le'Ron McClain (LAY-ron), Haloti Ngata (ha-LOW-tee NAH-tah), Michael Oher (Oar), Jalen Parmele (PAR-muh-lee), Marcus Paschal (pass-CAL), Kelly Talavou (TAL-uh-voo), Demetrius Williams (duh-MEE-tree-us), Marshal Yanda (YAWN-da), Tom Zbikowski (zih-bih-KOW-skee)

COACHING STAFF

John Harbaugh, Head Coach; Jerry Rosburg, Assistant Head Coach/Special Teams Coordinator; Cam Cameron, Offensive Coordinator; Greg Mattison, Defensive Coordinator; Roy Anderson, Defensive Assistant; Clarence Brooks, Defensive Line; Jason Brooks, Offensive Assistant; Mark Carrier, Defensive Backs; John "Mother" Dunn, Assistant Strength and Conditioning; Vic Fangio, Linebackers; Wade Harman, Tight Ends; Jim Hostler, Wide Receivers; Hue Jackson, Quarterbacks; Marwan Maalouf, Assistant Special Teams; John Matsko, Offensive Line; Andy Moeller, Assistant Offensive Line; Wilbert Montgomery, Running Backs; Chuck Pagano, Secondary; Bob Rogucki, Strength and Conditioning; Craig Ver Steeg, Offensive Assistant; Matt Weiss, Head Coach's Assistant

2009 BALTIMORE RAVENS TRANSACTIONS

Jan. 27:	Signed WR Justin Harper, G Brian Johnson, RB Matt Lawrence, DE Bryan Mattison, CB Anwar Phillips, T Joe Reitz, TE Isaac Smolko, T Tre' Stallings, WR Ernie Wheelwright and WR Edward Williams to Reserve/Future contracts.
Feb. 16:	Terminated the contract (vested veteran) of CB Chris McAlister.
Feb. 18:	Placed the franchise designation on OLB Terrell Suggs.
Feb. 26:	Signed restricted free agent CB Derrick Martin.
Feb. 27:	Signed free agent CB Domonique Foxworth.
March 2:	Signed restricted free agents WR Marcus Maxwell and CB Evan Oglesby.
March 12:	Terminated the contract (vested veteran) of LB Nick Greisen.
March 18:	Terminated the contract (vested veteran) of CB Samari Rolle; Signed free agent CB Chris Carr.
March 20:	Signed free agent TE L.J. Smith.
March 27:	Signed restricted free agent P Sam Koch.
April 2:	Signed restricted free agent S Dawan Landry.
April 6:	Signed unrestricted free agent QB Todd Bouman and free agent CB Samari Rolle.
April 9:	Signed restricted free agents WR Demetrius Williams and TE Quinn Sypniewski; Withdrew the exclusive rights tender offer of free agent S Daren Stone.
April 29:	Signed exclusive rights player LB Jameel McClain.
May 4:	Signed free agent QB John Beck; Terminated the contract of QB Todd Bouman.
May 5:	Signed exclusive rights free agent TE Edgar Jones.
May 8:	Signed rookie free agents FB Jason Cook, LB Dannell Ellerbe, K Graham Gano, CB Kevin "K.J." Gerard, DL Will Johnson, CB David Jones, WR Eron Riley, C Greg Ryan, LB/DE William VanDeSteeg, LB Luis Vasquez, WR Isaiah Williams and QB Drew Willy.
May 13:	Placed T Willie Anderson on the reserve/retired list.
May 18:	Waived WR Marcus Maxwell; Signed free agent WR Kelley Washington.
May 26:	Signed rookie free agent G/C Robby Felix.
May 27:	Signed T Stefan Rodgers and T Lou Saucedo.
June 3:	Signed exclusive rights free agents DT Kelly Talavou and RB Jalen Parmele.
June 4:	Signed draft choice TE Davon Drew.
June 9:	Waived C Greg Ryan.
June 18:	Waived QB Drew Willy and LB/DE Luis Vasquez; Signed draft choices RB Cedric Peerman and ILB Jason Phillips; Waived CB Anwar Phillips and CB David Jones.
June 25:	Signed draft choice DB Lardarius Webb.
July 15:	Signed designated franchise player LB Terrell Suggs to a 6-year contract.
July 22:	Waived WR Edward Williams.
July 24:	Signed free agent WR Drew Bennett.
July 27:	Waived (injured) TE Quinn Sypniewski and G Brian Johnson, who were placed on IR the following day; Signed WR Biren Ealy and draft choice DE/LB Paul Kruger.
July 28:	Placed DT Lamar Divens, TE Davon Drew, WR/RS Yamon Figurs, G Ben Grubbs, RB Willis McGahee, LB Jason Phillips, T Adam Terry, T Joe Reitz, CB Samari Rolle and G/T Marshal Yanda on PUP List; Waived WR Isaiah Williams; Waived (injured) T Lou Saucedo; Signed WR Jayson Foster.
July 29:	DT Lamar Divens and TE Davon Drew passed physicals and were taken off the PUP list.
July 30:	Signed WR Thomas White; Placed WR Kelley Washington on the non-football injury PUP list; G Ben Grubbs and RB Willis McGahee passed physicals and were taken off the PUP list; Signed draft choice T Michael Oher.
July 31:	S Ed Reed and G Marshal Yanda passed physicals and were taken off the PUP list.
Aug. 1:	T Joe Reitz passed physical and was taken off the PUP list.
Aug. 2:	WR Kelley Washington (NFI) was taken off the PUP list; LB Jason Phillips passed physical and was taken off the PUP list.
Aug. 4:	WR/RS Yamon Figurs passed physical and was taken off the PUP list.
Aug. 5:	Placed T Adam Terry (knee) on Injured Reserve; Signed DT Nader Abdallah.
Aug. 12:	Waived WR Thomas White.
Aug. 14:	Placed DT Lamar Divens (hip) on Injured Reserve; Signed QB Drew Willy and WR Bradon Godfrey.
Aug. 15:	Waived (injured) WR Marcus Smith (knee), who cleared waivers and was placed on Injured Reserve the following day.
Aug. 16:	Signed QB Cleo Lemon.
Aug. 31:	Waived WR Bradon Godfrey and QB Drew Willy; Waived (injury settlement) WR Biren Ealy (leg).
Sept. 1:	Waived QB Cleo Lemon; Placed CB Samari Rolle (neck) on Active Players PUP/Reserve List.
Sept. 5:	Traded DB Derrick Martin to Green Bay for G/T Tony Moll; Placed LB Jason Phillips (knee) on Injured Reserve; Waived (injury settlement) DT Will Johnson (shoulder); Waived DT Nadar Abdallah, FB Jason Cook, TE Davon Drew, LB Tony Fein, C Robby Felix, WR/RS Yamon Figurs, WR Jayson Foster, K Graham Gano, S K.J. Gerard; WR Justin Harper, G Bryan Mattison, CB Evan Oglesby, RB Cedric Peerman, T Joe Reitz, WR Eron Riley, T Stefan Rodgers, TE Isaac Smolko, T Tre Stallings, LB William VanDeSteeg and WR Ernie Wheelwright.
Sept. 6:	Signed S K.J. Gerard, WR Justin Harper, G Bryan Mattison, T Joe Reitz, WR Eron Riley, T Stefan Rodgers and OLB William VanDeSteeg to the practice squad.
Sept. 7:	Signed TE Isaac Smolko to the practice squad.
Sept. 15:	Waived TE Isaac Smolko from the practice squad; Signed TE Davon Drew to the practice squad.
Sept. 22:	Traded LB Prescott Burgess to New England for a conditional 7th-round pick; Signed TE Tony Curtis.
Oct. 6:	Placed LB Brendon Ayanbadejo (thigh) on Injured Reserve; Signed LB Prescott Burgess to 53-man roster.
Oct. 13:	Waived TE Tony Curtis; Signed WR David Tyree to the 53-man roster.
Nov. 17:	Waived K Steve Hauschka.
Nov. 18:	Placed S Haruki Nakamura (ankle) on Injured Reserve; Signed K Billy Cundiff; Signed S K.J. Gerard from the practice squad to the 53-man roster; Signed DB Marcus Paschal to the practice squad.
Nov. 24:	Placed RB Matt Lawrence (knee) and CB Fabian Washington (knee) on Injured Reserve; Signed FB Charles Ali and CB Cary Williams to the 53-man roster.
Dec. 12:	Waived FB Charles Ali; Signed WR Justin Harper from the practice squad to the 53-man roster.
Dec. 16:	Signed WR Maurice Price to the practice squad.
Dec. 19:	Placed NT Brandon McKinney (back) on Injured Reserve; Signed DB Marcus Paschal from the practice squad to the 53-man roster.
Dec. 22:	Placed RS/CB Lardarius Webb (knee) on Injured Reserve; Waived DB Marcus Paschal; Signed CB Corey Ivy and S Keith Fitzhugh to the 53-man roster.
Dec. 23:	Signed LS Nick Sundberg to the practice squad.
Dec. 25:	Placed S K.J. Gerard (hamstring) on Injured Reserve. Signed S Marcus Paschal to the 53-man roster.

2009 RAVENS GAME-BY-GAME STARTERS

OFFENSE													
GAME		WR	LT	LG	C	RG	RT	TE	WR	QB	RB	FB	Other
9/13/09	Kansas City	M. Clayton	J. Gaither	B. Grubbs	M. Birk	C. Chester	M. Oher	T. Heap	D. Mason	J. Flacco	R. Rice	L. McClain	
9/20/09	at San Diego	M. Clayton	J. Gaither	B. Grubbs	M. Birk	C. Chester	M. Oher	T. Heap	D. Mason	J. Flacco	R. Rice	L. McClain	
9/27/09	Cleveland	M. Clayton	J. Gaither	B. Grubbs	M. Birk	C. Chester	M. Oher	T. Heap	D. Mason	J. Flacco	R. Rice	L. McClain	
10/4/09	at New England	M. Clayton	J. Gaither	B. Grubbs	M. Birk	C. Chester	M. Oher	T. Heap	D. Mason	J. Flacco	W. McGahee	L. McClain	
10/11/09	Cincinnati	M. Clayton	M. Oher	B. Grubbs	M. Birk	C. Chester	M. Yanda	T. Heap	D. Mason	J. Flacco	R. Rice	L. McClain	
10/18/09	at Minnesota	M. Clayton	M. Oher	B. Grubbs	M. Birk	C. Chester	M. Yanda	T. Heap	D. Mason	J. Flacco	R. Rice	L. McClain	
11/1/09	Denver	M. Clayton	J. Gaither	B. Grubbs	M. Birk	C. Chester	M. Oher	T. Heap	D. Mason	J. Flacco	R. Rice	L. McClain	
11/8/09	at Cincinnati	M. Clayton	J. Gaither	B. Grubbs	M. Birk	C. Chester	M. Oher	T. Heap	D. Mason	J. Flacco	R. Rice	L. McClain	
11/16/09	at Cleveland	N/A	J. Gaither	B. Grubbs	M. Birk	C. Chester	M. Oher	T. Heap	D. Mason	J. Flacco	R. Rice	L. McClain	M. Yanda (TE)
11/22/09	Indianapolis	M. Clayton	J. Gaither	B. Grubbs	M. Birk	C. Chester	M. Oher	T. Heap	D. Mason	J. Flacco	R. Rice	L. McClain	
11/29/09	Pittsburgh	M. Clayton	J. Gaither	B. Grubbs	M. Birk	M. Yanda	M. Oher	T. Heap	D. Mason	J. Flacco	R. Rice	L. McClain	
12/7/09	at Green Bay	M. Clayton	J. Gaither	B. Grubbs	M. Birk	M. Yanda	M. Oher	T. Heap	D. Mason	J. Flacco	R. Rice	L. McClain	
12/13/09	Detroit	K. Washington	M. Oher	B. Grubbs	M. Birk	M. Yanda	O. Cousins	T. Heap	D. Mason	J. Flacco	R. Rice	N/A	C. Chester (TE)
12/20/09	Chicago	N/A	M. Oher	B. Grubbs	M. Birk	M. Yanda	O. Cousins	T. Heap	D. Mason	J. Flacco	R. Rice	L. McClain	C. Chester (TE)
12/27/09	at Pittsburgh	N/A	M. Oher	B. Grubbs	M. Birk	M. Yanda	O. Cousins	T. Heap	D. Mason	J. Flacco	R. Rice	L. McClain	C. Chester (TE)
1/3/10	at Oakland	M. Clayton	J. Gaither	B. Grubbs	M. Birk	M. Yanda	M. Oher	T. Heap	D. Mason	J. Flacco	R. Rice	N/A	K. Washington (WR)

DEFENSE													
GAME		DT	DE	NT	SLB	Mike	Jack	RLB	RCB	LCB	SS	FS	Other
9/13/09	Kansas City	H. Ngata	T. Pryce	K. Gregg	J. Johnson	R. Lewis	T. Gooden	T. Suggs	D. Foxworth	F. Washington	D. Landry	E. Reed	
9/20/09	at San Diego	H. Ngata	T. Pryce	K. Gregg	J. Johnson	R. Lewis	T. Gooden	T. Suggs	D. Foxworth	F. Washington	D. Landry	E. Reed	
9/27/09	Cleveland	H. Ngata	T. Pryce	K. Gregg	J. Johnson	R. Lewis	T. Gooden	T. Suggs	D. Foxworth	F. Washington	D. Landry	E. Reed	
10/4/09	at New England	H. Ngata	T. Pryce	N/A	J. Johnson	R. Lewis	B. Ayanbadejo	T. Suggs	D. Foxworth	F. Washington	D. Landry	E. Reed	C. Carr (DB)
10/11/09	Cincinnati	H. Ngata	T. Pryce	K. Gregg	J. Johnson	R. Lewis	T. Gooden	T. Suggs	D. Foxworth	F. Washington	D. Landry	E. Reed	
10/18/09	at Minnesota	H. Ngata	D. Edwards	K. Gregg	J. Johnson	R. Lewis	T. Gooden	T. Suggs	D. Foxworth	F. Washington	D. Landry	E. Reed	
11/1/09	Denver	H. Ngata	D. Edwards	K. Gregg	J. Johnson	R. Lewis	T. Gooden	T. Suggs	D. Foxworth	F. Washington	D. Landry	E. Reed	
11/8/09	at Cincinnati	J. Bannan	D. Edwards	K. Gregg	J. Johnson	R. Lewis	T. Gooden	T. Suggs	D. Foxworth	F. Washington	D. Landry	E. Reed	
11/16/09	at Cleveland	J. Bannan	D. Edwards	K. Gregg	J. Johnson	R. Lewis	T. Gooden	T. Suggs	D. Foxworth	F. Washington	D. Landry	E. Reed	
11/22/09	Indianapolis	H. Ngata	D. Edwards	K. Gregg	J. Johnson	R. Lewis	T. Gooden	J. McClain	D. Foxworth	F. Washington	D. Landry	E. Reed	
11/29/09	Pittsburgh	H. Ngata	D. Edwards	K. Gregg	J. Johnson	R. Lewis	T. Gooden	J. McClain	D. Foxworth	L. Webb	D. Landry	E. Reed	
12/7/09	at Green Bay	H. Ngata	D. Edwards	K. Gregg	J. Johnson	R. Lewis	T. Gooden	P. Kruger	D. Foxworth	L. Webb	D. Landry	T. Zbikowski	
12/13/09	Detroit	H. Ngata	N/A	K. Gregg	J. Johnson	R. Lewis	T. Gooden	T. Suggs	D. Foxworth	C. Carr	D. Landry	T. Zbikowski	L. Webb (CB)
12/20/09	Chicago	H. Ngata	T. Pryce	N/A	J. Johnson	R. Lewis	D. Ellerbe	T. Suggs	D. Foxworth	C. Williams	D. Landry	T. Zbikowski	L. Webb (CB)
12/27/09	at Pittsburgh	T. Pryce	D. Edwards	N/A	J. Johnson	R. Lewis	D. Ellerbe	T. Suggs	D. Foxworth	F. Walker	D. Landry	T. Zbikowski	C. Carr (DB)
1/3/10	at Oakland	H. Ngata	D. Edwards	K. Gregg	J. Johnson	R. Lewis	D. Ellerbe	T. Suggs	D. Foxworth	C. Carr	D. Landry	E. Reed	

BOLD denotes first-career start

2009 BALTIMORE RAVENS ALPHABETICAL ROSTER

No.	Name	Pos.	Ht.	Wt.	Birthdate	Exp.	College	Hometown
94	Bannan, Justin	DT	6-3	310	4/18/79	8	Colorado	Orangevale, CA
50	Barnes, Antwan	OLB	6-1	245	10/19/84	3	Florida International	Miami, FL
12	Beck, John	QB	6-2	215	8/21/81	3	Brigham Young	Mesa, AZ
77	Birk, Matt	C	6-4	309	7/23/76	12	Harvard	St. Paul, MN
54	Burgess, Prescott	OLB	6-3	247	3/6/84	3	Michigan	Warren, OH
25	Carr, Chris	CB/RS	5-10	180	4/30/83	5	Boise State	Reno, NV
65	Chester, Chris	G/C	6-3	315	1/12/83	4	Oklahoma	Tustin, CA
89	Clayton, Mark	WR	5-10	190	7/2/82	5	Oklahoma	Arlington, TX
64	Cousins, Oniel	T	6-4	314	6/29/84	2	UTEP	Fullerton, CA
7	Cundiff, Billy	K	6-1	207	3/30/80	5	Drake	Harlan, IA
93	Edwards, Dwan	DE	6-3	290	5/16/81	6	Oregon State	Columbus, MT
59	Ellerbe, Dannell	LB	6-1	243	11/29/85	R	Georgia	Hamlet, NC
37	Fitzhugh, Keith	S	5-11	205	11/11/86	R	Mississippi St.	Lovejoy, GA
5	Flacco, Joe	QB	6-6	235	1/16/85	2	Delaware	Audubon, NJ
24	Foxworth, Domonique	CB	5-11	180	3/27/83	5	Maryland	Randallstown, MD
71	Gaither, Jared	T	6-9	340	3/18/86	3	Maryland	White Plains, MD
56	Gooden, Tavares	ILB	6-1	242	10/7/84	2	Miami	Fort Lauderdale, FL
97	Gregg, Kelly	NT	6-0	315	11/1/76	10	Oklahoma	Edmond, OK
66	Grubbs, Ben	G	6-3	315	3/10/84	3	Auburn	Eclectic, AL
62	Hale, David	G/C	6-6	310	3/3/83	2	Weber State	Plain City, UT
14	Harper, Justin	WR	6-3	215	2/24/85	2	Virginia Tech	Catawba, NC
86	Heap, Todd	TE	6-5	245	3/16/80	9	Arizona State	Mesa, AZ
35	Ivy, Corey	CB	5-9	190	3/29/77	9	Oklahoma	Moore, OK
95	Johnson, Jarret	OLB	6-3	265	8/14/81	7	Alabama	Cedar Key, FL
84	Jones, Edgar	TE	6-3	258	12/1/84	3	Southeast Missouri	Rayville, LA
70	Katula, Matt	LS	6-6	265	8/22/82	5	Wisconsin	Brookfield, WI
4	Koch, Sam	P	6-1	220	8/13/82	4	Nebraska	Seward, NE
99	Kruger, Paul	LB/DE	6-4	260	2/15/86	R	Utah	Orem, UT
26	Landry, Dawan	S	6-0	210	12/30/82	4	Georgia Tech	Ama, LA
52	Lewis, Ray	ILB	6-1	250	5/15/75	14	Miami	Lakeland, FL
85	Mason, Derrick	WR	5-10	195	1/17/74	13	Michigan State	Detroit, MI
53	McClain, Jameel	LB	6-1	250	7/25/85	2	Syracuse	Philadelphia, PA
33	McClain, Le'Ron	FB	6-0	260	12/27/84	3	Alabama	Northport, AL
23	McGahee, Willis	RB	6-0	235	10/21/81	7	Miami	Miami, FL
79	Moll, Tony	G/T	6-5	311	8/23/83	4	Nevada	Sonoma, CA
92	Ngata, Haloti	DT	6-4	345	1/21/84	4	Oregon	Salt Lake City, UT
74	Oher, Michael	T	6-4	310	5/28/86	R	Mississippi	Memphis, TN
34	Parmelee, Jalen	RB	5-11	220	12/30/85	2	Toledo	Midland, MI
30	Paschal, Marcus	S	6-0	201	8/31/84	2	Iowa	Largo, FL
90	Pryce, Trevor	DE	6-5	290	8/3/75	13	Clemson	Winter Park, FL
20	Reed, Ed	S	5-11	200	9/11/78	8	Miami	St. Rose, LA
27	Rice, Ray	RB	5-8	210	1/22/87	2	Rutgers	New Rochelle, NY
82	Smith, L.J.	TE	6-3	245	5/13/80	7	Rutgers	Highland Park, NJ
10	Smith, Troy	QB	6-0	225	7/20/84	3	Ohio State	Cleveland, OH
55	Suggs, Terrell	OLB	6-3	260	10/11/82	7	Arizona State	Chandler, AZ
98	Talavou, Kelly	NT	6-2	350	10/4/84	2	Utah	Fountain Valley, CA
17	Tyree, David	WR	6-0	206	1/3/80	7	Syracuse	Montclair, NJ
41	Walker, Frank	CB	5-11	200	8/6/81	7	Tuskegee	Tuskegee, AL
15	Washington, Kelley	WR	6-3	217	8/21/79	7	Tennessee	Stephens City, VA
29	Williams, Cary	CB	6-1	185	12/23/84	1	Washburn	Hollywood, FL
87	Williams, Demetrius	WR	6-2	202	3/28/83	4	Oregon	Concord, CA
73	Yanda, Marshal	G/T	6-3	313	9/15/84	3	Iowa	Anamosa, IA
28	Zbikowski, Tom	S	5-11	210	5/22/85	2	Notre Dame	Arlington Heights, IL
Practice Squad								
83	Drew, Davon	TE	6-4	255	12/9/85	R	East Carolina	New Bern, NC
72	Mattison, Bryan	G	6-3	295	5/15/84	2	Iowa	Mishawaka, IN
16	Price, Maurice	WR	6-1	200	9/11/85	2	Charleston Southern	Orlando, FL
76	Reitz, Joe	T	6-7	305	8/24/85	2	Western Michigan	Fishers, IN
13	Riley, Eron	WR	6-3	205	8/5/87	R	Duke	Savannah, GA
69	Rodgers, Stefan	T	6-5	317	11/3/81	3	Lambuth	Little Rock, AR
63	Sundberg, Nick	LS	6-0	244	7/29/87	R	California	Phoenix, AZ
68	VanDeSteeg, William	OLB	6-4	256	9/22/85	R	Minnesota	Silver Lake, MN
Physically Unable to Perform/Reserve PUP								
22	Rolle, Samari	CB	6-0	175	8/10/76	12	Florida State	Miami, FL
Reserve/Injured List								
51	Ayanbadejo, Brendon (thigh, 10/6)	LB	6-1	225	9/6/76	7	UCLA	Santa Cruz, CA
96	Divens, Lamar (hip, 8/14)	DT	6-3	338	11/12/85	2	Tennessee State	Fayetteville, TN
40	Gerard, K.J. (hamstring, 12/25)	S	6-1	192	4/22/86	R	Northern Arizona	Fountain Valley, CA
32	Lawrence, Matt (knee, 11/24)	RB	6-1	209	5/5/85	1	Massachusetts	Bloomfield, CT
91	McKinney, Brandon (back, 12/19)	NT	6-2	360	8/24/83	4	Michigan State	Dayton, OH
43	Nakamura, Haruki (ankle, 11/18)	S	5-10	200	4/18/86	2	Cincinnati	Cleveland, OH
58	Phillips, Jason (knee, 9/5)	ILB	6-1	244	2/14/86	R	TCU	Waller, TX
	Ryan, Greg (leg, 6/9)	G/C	6-4	304	9/22/85	R	Western Kentucky	Murray, KY
	Saucedo, Lou (back, 7/28)	T	6-5	340	12/3/85	R	Montana State	Paramount, CA
81	Smith, Marcus (knee, 8/15)	WR	6-1	215	1/11/85	2	New Mexico	San Diego, CA
88	Sypniewski, Quinn (knee, 7/27)	TE	6-6	270	4/14/82	4	Colorado	Johnston, IA
78	Terry, Adam (knee, 8/5)	T	6-8	335	9/1/82	5	Syracuse	Queensbury, NY
31	Washington, Fabian (knee, 11/24)	CB	5-11	180	6/9/83	5	Nebraska	Bradenton, FL
21	Webb, Lardarius (knee, 12/22)	CB/RS	5-10	175	10/12/85	R	Nicholls State	Opelika, AL
Reserve/Retired List								
	Anderson, Willie	T	6-5	340	7/11/75	14	Auburn	Mobile, AL
	Bennett, Drew	WR	6-5	196	8/26/78	9	UCLA	Orinda, CA

2009 BALTIMORE RAVENS NUMERICAL ROSTER												
No.	Name	Pos.	Ht.	Wt.	Birthdate	Exp.	College	How Acq.	2009			
									P	S	DNP	INA
4	Sam Koch	P	6-1	220	8/13/82	4	Nebraska	D6a '06	16	0	0	0
5	Joe Flacco	QB	6-6	235	1/16/85	2	Delaware	D1 '08	16	16	0	0
7	Billy Cundiff	K	6-1	207	3/30/80	5	Drake	FA '09	12	0	0	1
10	Troy Smith	QB	6-0	225	7/20/84	3	Ohio State	D5 '07	4	0	12	0
12	John Beck	QB	6-2	215	8/21/81	3	Brigham Young	FA '09	0	0	0	16
14	Justin Harper	WR	6-3	215	2/24/85	2	Virginia Tech	D7a '08	2	0	0	2
15	Kelley Washington	WR	6-3	217	8/21/79	7	Tennessee	FA '09	15	2	0	1
17	David Tyree	WR	6-0	206	1/3/80	7	Syracuse	FA '09	10	0	0	1
20	Ed Reed	S	5-11	200	9/11/78	8	Miami	D1 '02	12	12	0	4
23	Willis McGahee	RB	6-0	235	10/21/81	7	Miami	TR (BUF) '07	16	1	0	0
24	Domonique Foxworth	CB	5-11	180	3/27/83	5	Maryland	UFA (ATL) '09	16	16	0	0
25	Chris Carr	CB/RS	5-10	180	4/30/83	5	Boise State	UFA (TEN) '09	16	4	0	0
26	Dawan Landry	S	6-0	210	12/30/82	4	Georgia Tech	D5a '06	16	16	0	0
27	Ray Rice	RB	5-8	210	1/22/87	2	Rutgers	D2 '08	16	15	0	0
28	Tom Zbikowski	S	5-11	210	5/22/85	2	Notre Dame	D3b '08	15	4	0	1
29	Cary Williams	CB	6-1	185	12/23/84	1	Washburn	FA '09	9	1	0	3
30	Marcus Paschal	DB	6-0	201	8/31/84	2	Iowa	FA '09	2	0	0	1
33	Le'Ron McClain	FB	6-0	260	12/27/84	3	Alabama	D4b '07	16	14	0	0
34	Jalen Parmele	RB	5-11	220	12/30/85	2	Toledo	FA '08	7	0	0	9
35	Corey Ivy	CB	5-9	190	3/29/77	9	Oklahoma	FA '09	3	0	0	0
37	Keith Fitzhugh	S	5-11	205	11/11/86	R	Mississippi St.	FA '09	0	0	0	2
41	Frank Walker	CB	5-11	200	8/6/81	7	Tuskegee	UFA (GB) '08	14	1	0	2
50	Antwan Barnes	OLB	6-1	245	10/19/84	3	Florida International	D4a '07	11	0	0	5
52	Ray Lewis	ILB	6-1	250	5/15/75	14	Miami	D1b '96	16	16	0	0
53	Jameel McClain	LB	6-1	250	7/25/85	2	Syracuse	FA '08	16	2	0	0
54	Prescott Burgess	OLB	6-3	247	3/6/84	3	Michigan	D6 '07	13	0	0	1
55	Terrell Suggs	OLB	6-3	260	10/11/82	7	Arizona State	D1a '03	13	13	0	3
56	Tavares Gooden	ILB	6-1	242	10/7/84	2	Miami	D3a '08	12	12	0	4
59	Dannell Ellerbe	LB	6-1	243	11/29/85	R	Georgia	FA '09	13	3	0	3
62	David Hale	G/C	6-6	310	3/3/83	2	Weber State	D4b '08	12	0	0	4
64	Oniel Cousins	T	6-4	314	6/29/84	2	UTEP	D3c '08	4	3	0	12
65	Chris Chester	G/C	6-3	315	1/12/83	4	Oklahoma	D2 '06	16	13	0	0
66	Ben Grubbs	G	6-3	315	3/10/84	3	Auburn	D1 '07	16	16	0	0
70	Matt Katula	LS	6-6	265	8/22/82	5	Wisconsin	FA '05	16	0	0	0
71	Jared Gaither	T	6-9	340	3/18/86	3	Maryland	SD5 '07	11	11	0	5
73	Marshal Yanda	G/T	6-3	313	9/15/84	3	Iowa	D3b '07	16	9	0	0
74	Michael Oher	T	6-4	310	5/28/86	R	Mississippi	D1 '09	16	16	0	0
77	Matt Birk	C	6-4	309	7/23/76	12	Harvard	UFA (MIN) '09	16	16	0	0
79	Tony Moll	G/T	6-5	311	8/23/83	4	Nevada	TR (GB) '09	5	0	0	11
82	L.J. Smith	TE	6-3	245	5/13/80	7	Rutgers	UFA (PHI) '09	12	0	0	4
84	Edgar Jones	TE	6-3	258	12/1/84	3	Southeast Missouri	FA '07	16	0	0	0
85	Derrick Mason	WR	5-10	195	1/17/74	13	Michigan State	FA '05	16	16	0	0
86	Todd Heap	TE	6-5	245	3/16/80	9	Arizona State	D1 '01	16	16	0	0
87	Demetrius Williams	WR	6-2	202	3/28/83	4	Oregon	D4a '06	13	0	3	0
89	Mark Clayton	WR	5-10	190	7/2/82	5	Oklahoma	D1 '05	14	12	0	2
90	Trevor Pryce	DE	6-5	290	8/3/75	13	Clemson	FA '06	16	7	0	0
92	Haloti Ngata	DT	6-4	345	1/21/84	4	Oregon	D1 '06	14	13	0	2
93	Dwan Edwards	DE	6-3	290	5/16/81	6	Oregon State	D2 '04	16	9	0	0
94	Justin Bannan	DT	6-3	310	4/18/79	8	Colorado	UFA (BUF) '06	16	2	0	0
95	Jarret Johnson	OLB	6-3	265	8/14/81	7	Alabama	D4a '03	16	16	0	0
97	Kelly Gregg	NT	6-0	315	11/1/76	10	Oklahoma	FA '00	16	13	0	0
98	Kelly Talavou	NT	6-2	350	10/4/84	2	Utah	FA '08	3	0	1	12
99	Paul Kruger	LB/DE	6-4	260	2/15/86	R	Utah	D2 '09	9	1	0	7
Practice Squad												
13	Eron Riley	WR	6-3	205	8/5/87	R	Duke	FA '09	0	0	0	0
16	Maurice Price	WR	6-1	200	9/11/85	2	Charleston Southern	FA '09	0	0	0	0
63	Nick Sundberg	LS	6-0	244	7/29/87	R	California	FA '09	0	0	0	0
68	William VanDeSteege	OLB	6-4	256	9/22/85	R	Minnesota	FA '09	0	0	0	0
69	Stefan Rodgers	T	6-5	317	11/3/81	3	Lambuth	FA '09	0	0	0	0
72	Bryan Mattison	G	6-3	295	5/15/84	2	Iowa	FA '08	0	0	0	0
76	Joe Reitz	T	6-7	305	8/24/85	2	Western Michigan	FA '08	0	0	0	0
83	Davon Drew	TE	6-4	255	12/9/85	R	East Carolina	D5b '09	0	0	0	0
Physically Unable to Perform/Reserve PUP												
22	Samari Rolle	CB	6-0	175	8/10/76	12	Florida State	FA '05	0	0	0	0
Reserve/Injured List												
21	Lardarius Webb (knee, 12/22)	CB/RS	5-10	175	10/12/85	R	Nicholls State	D3 '09	14	4	0	0
31	Fabian Washington (knee, 11/24)	CB	5-11	180	6/9/83	5	Nebraska	TR (OAK) '08	10	10	0	0
32	Matt Lawrence (knee, 11/24)	RB	6-1	209	5/5/85	1	Massachusetts	FA '08	8	0	0	2
40	K.J. Gerard (hamstring, 12/25)	S	6-1	192	4/22/86	R	Northern Arizona	FA '09	3	0	1	1
43	Haruki Nakamura (ankle, 11/18)	S	5-10	200	4/18/86	2	Cincinnati	D6 '08	9	0	0	0
51	Brendon Ayanbadejo (thigh, 10/6)	LB	6-1	225	9/6/76	7	UCLA	UFA (CHI) '08	4	1	0	0
58	Jason Phillips (knee, 9/5)	ILB	6-1	244	2/14/86	R	TCU	D5a '09	0	0	0	0
78	Adam Terry (knee, 8/5)	T	6-8	335	9/1/82	5	Syracuse	D2b '05	0	0	0	0
81	Marcus Smith (knee, 8/15)	WR	6-1	215	1/11/85	2	New Mexico	D4a '08	0	0	0	0
88	Quinn Sypniewski (knee, 7/27)	TE	6-6	270	4/14/82	4	Colorado	D5b '06	0	0	0	0
91	Brandon McKinney (back, 12/19)	NT	6-2	360	8/24/83	4	Michigan State	FA '08	8	0	0	5
96	Lamar Divens (hip, 8/14)	DT	6-3	338	11/12/85	2	Tennessee State	FA '08	0	0	0	0
	Greg Ryan (leg, 6/9)	G/C	6-4	304	9/22/85	R	Western Kentucky	FA '09	0	0	0	0
	Lou Saucedo (back, 7/28)	T	6-5	340	12/3/85	R	Montana State	FA '09	0	0	0	0
Reserve/Retired List												
	Willie Anderson	T	6-5	340	7/11/75	14	Auburn	FA '08	0	0	0	0
	Drew Bennett	WR	6-5	196	8/26/78	9	UCLA	FA '09	0	0	0	0

2009 BALTIMORE RAVENS ROSTER BY POSITION

No.	Name	Pos.	Ht.	Wt.	Birthdate	Exp.	College	How Acq.	P	2009				
										S	DNP	INA		
QUARTERBACKS														
5	Joe Flacco	QB	6-6	235	1/16/85	2	Delaware	D1 '08	16	16	0	0		
10	Troy Smith	QB	6-0	225	7/20/84	3	Ohio State	D5 '07	4	0	12	0		
12	John Beck	QB	6-2	215	8/21/81	3	Brigham Young	FA '09	0	0	0	16		
WIDE RECEIVERS														
14	Justin Harper	WR	6-3	215	2/24/85	2	Virginia Tech	D7a '08	2	0	0	2		
15	Kelley Washington	WR	6-3	217	8/21/79	7	Tennessee	FA '09	15	2	0	1		
17	David Tyree	WR	6-0	206	1/3/80	7	Syracuse	FA '09	10	0	0	1		
85	Derrick Mason	WR	5-10	195	1/17/74	13	Michigan State	FA '05	16	16	0	0		
87	Demetrius Williams	WR	6-2	202	3/28/83	4	Oregon	D4a '06	13	0	3	0		
89	Mark Clayton	WR	5-10	190	7/2/82	5	Oklahoma	D1 '05	14	12	0	2		
RUNNING BACKS														
23	Willis McGahee	RB	6-0	235	10/21/81	7	Miami	TR (BUF) '07	16	1	0	0		
27	Ray Rice	RB	5-8	210	1/22/87	2	Rutgers	D2 '08	16	15	0	0		
33	Le'Ron McClain	FB	6-0	260	12/27/84	3	Alabama	D4b '07	16	14	0	0		
34	Jalen Parmele	RB	5-11	220	12/30/85	2	Toledo	FA '08	7	0	0	9		
TIGHT ENDS														
82	L.J. Smith	TE	6-3	245	5/13/80	7	Rutgers	UFA (PHI) '09	12	0	0	4		
84	Edgar Jones	TE	6-3	258	12/1/84	3	Southeast Missouri	FA '07	16	0	0	0		
86	Todd Heap	TE	6-5	245	3/16/80	9	Arizona State	D1 '01	16	16	0	0		
OFFENSIVE LINE														
62	David Hale	G/C	6-6	310	3/3/83	2	Weber State	D4b '08	12	0	0	4		
64	Oniel Cousins	T	6-4	314	6/29/84	2	UTEP	D3c '08	4	3	0	12		
65	Chris Chester	G/C	6-3	315	1/12/83	4	Oklahoma	D2 '06	16	13	0	0		
66	Ben Grubbs	G	6-3	315	3/10/84	3	Auburn	D1 '07	16	16	0	0		
71	Jared Gaither	T	6-9	340	3/18/86	3	Maryland	SD5 '07	11	11	0	5		
73	Marshal Yanda	G/T	6-3	313	9/15/84	3	Iowa	D3b '07	16	9	0	0		
74	Michael Oher	T	6-4	310	5/28/86	R	Mississippi	D1 '09	16	16	0	0		
77	Matt Birk	C	6-4	309	7/23/76	12	Harvard	UFA (MIN) '09	16	16	0	0		
79	Tony Moll	G/T	6-5	311	8/23/83	4	Nevada	TR (GB) '09	5	0	0	11		
SECONDARY														
20	Ed Reed	S	5-11	200	9/11/78	8	Miami	D1 '02	12	12	0	4		
24	Domonique Foxworth	CB	5-11	180	3/27/83	5	Maryland	UFA (ATL) '09	16	16	0	0		
25	Chris Carr	CB/RS	5-10	180	4/30/83	5	Boise State	UFA (TEN) '09	16	4	0	0		
26	Dawan Landry	S	6-0	210	12/30/82	4	Georgia Tech	D5a '06	16	16	0	0		
28	Tom Zbikowski	S	5-11	210	5/22/85	2	Notre Dame	D3b '08	15	4	0	1		
29	Cary Williams	CB	6-1	185	12/23/84	1	Washburn	FA '09	9	1	0	3		
30	Marcus Paschal	DB	6-0	201	8/31/84	2	Iowa	FA '09	2	0	0	1		
35	Corey Ivy	CB	5-9	190	3/29/77	9	Oklahoma	FA '09	3	0	0	0		
37	Keith Fitzhugh	S	5-11	205	11/11/86	R	Mississippi St.	FA '09	0	0	0	2		
41	Frank Walker	CB	5-11	200	8/6/81	7	Tuskegee	UFA (GB) '08	14	1	0	2		
LINEBACKERS														
50	Antwan Barnes	OLB	6-1	245	10/19/84	3	Florida International	D4a '07	11	0	0	5		
52	Ray Lewis	ILB	6-1	250	5/15/75	14	Miami	D1b '96	16	16	0	0		
53	Jameel McClain	LB	6-1	250	7/25/85	2	Syracuse	FA '08	16	2	0	0		
54	Prescott Burgess	OLB	6-3	247	3/6/84	3	Michigan	D6 '07	13	0	0	1		
55	Terrell Suggs	OLB	6-3	260	10/11/82	7	Arizona State	D1a '03	13	13	0	3		
56	Tavares Gooden	ILB	6-1	242	10/7/84	2	Miami	D3a '08	12	12	0	4		
59	Dannell Ellerbe	LB	6-1	243	11/29/85	R	Georgia	FA '09	13	3	0	3		
95	Jarret Johnson	OLB	6-3	265	8/14/81	7	Alabama	D4a '03	16	16	0	0		
99	Paul Kruger	LB/DE	6-4	260	2/15/86	R	Utah	D2 '09	9	1	0	7		
DEFENSIVE LINE														
90	Trevor Pryce	DE	6-5	290	8/3/75	13	Clemson	FA '06	16	7	0	0		
92	Haloti Ngata	DT	6-4	345	1/21/84	4	Oregon	D1 '06	14	13	0	2		
93	Dwan Edwards	DE	6-3	290	5/16/81	6	Oregon State	D2 '04	16	9	0	0		
94	Justin Bannan	DT	6-3	310	4/18/79	8	Colorado	UFA (BUF) '06	16	2	0	0		
97	Kelly Gregg	NT	6-0	315	11/1/76	10	Oklahoma	FA '00	16	13	0	0		
98	Kelly Talavou	NT	6-2	350	10/4/84	2	Utah	FA '08	3	0	1	12		
SPECIALISTS														
4	Sam Koch	P	6-1	220	8/13/82	4	Nebraska	D6a '06	16	0	0	0		
7	Billy Cundiff	K	6-1	207	3/30/80	5	Drake	FA '09	12	0	0	1		
70	Matt Katula	LS	6-6	265	8/22/82	5	Wisconsin	FA '05	16	0	0	0		
Practice Squad														
13	Eron Riley	WR	6-3	205	8/5/87	R	Duke	FA '09	0	0	0	0		
16	Maurice Price	WR	6-1	200	9/11/85	2	Charleston Southern	FA '09	0	0	0	0		
63	Nick Sundberg	LS	6-0	244	7/29/87	R	California	FA '09	0	0	0	0		
68	William VanDeSteege	OLB	6-4	256	9/22/85	R	Minnesota	FA '09	0	0	0	0		
69	Stefan Rodgers	T	6-5	317	11/3/81	3	Lambuth	FA '09	0	0	0	0		
72	Bryan Mattison	G	6-3	295	5/15/84	2	Iowa	FA '08	0	0	0	0		
76	Joe Reitz	T	6-7	305	8/24/85	2	Western Michigan	FA '08	0	0	0	0		
83	Davon Drew	TE	6-4	255	12/9/85	R	East Carolina	D5b '09	0	0	0	0		
Physically Unable to Perform/Reserve PUP														
22	Samari Rolle	CB	6-0	175	8/10/76	12	Florida State	FA '05	0	0	0	0		
Reserve/Injured List														
21	Lardarius Webb (knee, 12/22)	CB/RS	5-10	175	10/12/85	R	Nicholls State	D3 '09	14	4	0	0		
31	Fabian Washington (knee, 11/24)	CB	5-11	180	6/9/83	5	Nebraska	TR (OAK) '08	10	10	0	0		
32	Matt Lawrence (knee, 11/24)	RB	6-1	209	5/5/85	1	Massachusetts	FA '08	8	0	0	2		
40	K.J. Gerard (hamstring, 12/25)	S	6-1	192	4/22/86	R	Northern Arizona	FA '09	3	0	1	1		
43	Haruki Nakamura (ankle, 11/18)	S	5-10	200	4/18/86	2	Cincinnati	D6 '08	9	0	0	0		
51	Brendon Ayanbadejo (thigh, 10/6)	LB	6-1	225	9/6/76	7	UCLA	UFA (CHI) '08	4	1	0	0		
58	Jason Phillips (knee, 9/5)	ILB	6-1	244	2/14/86	R	TCU	D5a '09	0	0	0	0		
78	Adam Terry (knee, 8/5)	T	6-8	335	9/1/82	5	Syracuse	D2b '05	0	0	0	0		
81	Marcus Smith (knee, 8/15)	WR	6-1	215	1/11/85	2	New Mexico	D4a '08	0	0	0	0		
88	Quinn Sypniewski (knee, 7/27)	TE	6-6	270	4/14/82	4	Colorado	D5b '06	0	0	0	0		
91	Brandon McKinney (back, 12/19)	NT	6-2	360	8/24/83	4	Michigan State	FA '08	8	0	0	5		
96	Lamar Divens (hip, 8/14)	DT	6-3	338	11/12/85	2	Tennessee State	FA '08	0	0	0	0		
	Greg Ryan (leg, 6/9)	G/C	6-4	304	9/22/85	R	Western Kentucky	FA '09	0	0	0	0		
	Lou Saucedo (back, 7/28)	T	6-5	340	12/3/85	R	Montana State	FA '09	0	0	0	0		
Reserve/Retired List														
	Willie Anderson	T	6-5	340	7/11/75	14	Auburn	FA '08	0	0	0	0		
	Drew Bennett	WR	6-5	196	8/26/78	9	UCLA	FA '09	0	0	0	0		

BALTIMORE RAVENS / THROUGH SUNDAY, JANUARY 3, 2010

09/13	W	38-24	Kansas City	71,099
09/20	W	31-26	at San Diego	66,882
09/27	W	34- 3	Cleveland	70,950
10/04	L	21-27	at New England	68,756
10/11	L	14-17	Cincinnati	71,161
10/18	L	31-33	at Minnesota	63,689
11/01	W	30- 7	Denver	71,132
11/08	L	7-17	at Cincinnati	64,313
11/16	W	16- 0	at Cleveland	69,023
11/22	L	15-17	Indianapolis	71,320
11/29	W	20-17	OT Pittsburgh	71,314
12/07	L	14-27	at Green Bay	70,286
12/13	W	48- 3	Detroit	70,673
12/20	W	31- 7	Chicago	71,011
12/27	L	20-23	at Pittsburgh	64,068
01/03	W	21-13	at Oakland	38,400

SCORE BY PERIODS		Q1	Q2	Q3	Q4	OT	PTS
TEAM		77	81	123	107	3	391
OPPONENTS		57	95	47	62	0	261
* SCORING	TD-Ru-Pa-Rt	K-PAT	FG	S	PTS		
McGahee	14 12 2	0		0	84		
Cundiff LG	0 0 0	0	23/23	18/23	0	77	
Cundiff TM	0 0 0	0	19/19	12/17	0	55	
Hauschka TM	0 0 0	0	27/28	9/13	0	54	
Rice	8 7 1	0		0	48		
Mason	7 0 7	0		0	42		
Heap	6 0 6	0		0	36		
Clayton	2 0 2	0		0	12		
L. McClain	2 2 0	0		0	12		
K. Washington	2 0 2	0		0	12		
Edwards	1 0 0	1		0	6		
Landry	1 0 0	1		0	6		
Reed	1 0 0	1		0	6		
T. Smith	1 1 0	0		0	6		
Webb	1 0 0	1		0	6		
D. Williams	1 0 1	0		0	6		
TEAM	47 22 21	4	46/47	21/30	0	391	
OPPONENTS	27 8 17	2	27/27	24/27	0	261	
2-Pt Conv: TM 0-0, OPP 0-0							
SACKS: Pryce 6.5, J. Johnson 6, Suggs 4.5, Barnes 3, Gregg 3, Lewis 3, Carr 1.5, Ngata 1.5, Ayanbadejo 1, Edwards 1, Webb 1, TM 32, OPP 36							
FUM/LOST: Flacco 8/2, Reed 3/1, Rice 3/3, Carr 2/1, Clayton 1/1, Heap 1/0, McGahee 1/1							
32G)(40G,22G,29G,31G)()(23G)()(25G)(44							

* RUSHING	No.	Yds	Avg	Long	TD
Rice	254	1339	5.3	59t	7
McGahee	109	544	5.0	77t	12
L. McClain	46	180	3.9	20	2
Flacco	35	56	1.6	10	0
T. Smith	8	31	3.9	15t	1
Clayton	4	28	7.0	12	0
Parmelee	5	17	3.4	7	0
Heap	1	2	2.0	2	0
Mason	1	2	2.0	2	0
K. Washington	1	1	1.0	1	0
Lawrence	4	0	0.0	4	0
TEAM	468	2200	4.7	77t	22
OPPONENTS	435	1492	3.4	58	8

* RECEIVING	No.	Yds	Avg	Long	TD
Rice	78	702	9.0	63	1
Mason	73	1028	14.1	72t	7
Heap	53	593	11.2	31	6
Clayton	34	480	14.1	54	2
K. Washington	34	431	12.7	28	2
L. McClain	21	141	6.7	19	0
McGahee	15	85	5.7	14	2
D. Williams	8	142	17.8	34	1
L. Smith	2	31	15.5	26	0
Jones	1	8	8.0	8	0
Lawrence	1	4	4.0	4	0
Oher	1	-8	-8.0	-8	0
TEAM	321	3637	11.3	72t	21
OPPONENTS	306	3506	11.5	81t	17

* INTERCEPTIONS	No.	Yds	Avg	Long	TD
Landry	4	89	22.3	48t	1
Foxworth	4	34	8.5	19	0
Reed	3	111	37.0	52t	1
Carr	2	24	12.0	13	0
Zbikowski	2	13	6.5	21	0
J. Johnson	2	8	4.0	8	0
Ellerbe	1	28	28.0	28	0
Kruger	1	26	26.0	26	0
Barnes	1	4	4.0	4	0
Ayanbadejo	1	0	0.0	0	0
Walker	1	0	0.0	0	0
Lewis	0	9	---	9	0
TEAM	22	346	15.7	52t	2
OPPONENTS	13	195	15.0	70	0

* PUNTING	No.	Yds	Avg	Net	TB	In	Lg	B
Koch	73	3188	43.7	37.9	5	26	60	1
TEAM	74	3188	43.1	37.9	5	26	60	1
OPPONENTS	79	3426	43.4	37.2	10	24	61	0
* PUNT RETURNS	Ret	FC	Yds	Avg	Long	TD		
Carr	32	17	262	8.2	34	0		
Reed	7	1	29	4.1	9	0		
Webb	0	0	-1	---	-1	0		
TEAM	39	18	290	7.4	34	0		
OPPONENTS	38	12	287	7.6	49	1		

* KICKOFF RETURNS	No.	Yds	Avg	Long	TD
Webb	35	918	26.2	95t	1
Carr	13	315	24.2	41	0
Parmelee	9	283	31.4	53	0
Edwards	1	14	14.0	14	0
L. McClain	1	17	17.0	17	0
TEAM	59	1547	26.2	95t	1
OPPONENTS	77	1565	20.3	53	0

* FIELD	GOALS	1-19	20-29	30-39	40-49	50+
Cundiff	LG	1/ 1	9/ 9	5/ 8	3/ 3	0/2
Cundiff	TM	0/ 0	5/ 5	4/ 7	3/ 3	0/2
Hauschka	TM	0/ 0	1/ 1	5/ 7	3/ 5	0/0
TEAM		0/ 0	6/ 6	9/14	6/ 8	0/2
OPPONENTS		0/ 0	12/12	9/11	2/ 3	1/1
Cundiff, Cle.-Bal.: () () () (29G) (26G,31G) (24G, 18G)() (22G)() () () (46G,44G,38G,36G,30N,20G) (24G, 56N,29G)() (38G,25G) (30N,40G) (27G,35G) (37N,51N)						
Cundiff, Bal.: () () () () () () () () () (46G,44G,38G, 36G,30N,20G) (24G,56N,29G)() (38G,25G) (30N,40G) (27G,35G) (37N,51N)						
TM: (44G,41N) (33G) (36G,33G) () () (29G,44N) (43G, 35G,31G) (38N) (36N,44G) (46G,44G,38G,36G,30N,20G) (24G,56N,29G)() (38G,25G) (30N,40G) (27G,35G) (37N, 51N)						
OPP: (53G) (29G,22G,23G,25G) (29G) (32G,33G) (32B,) (28G,38N,32G) (45N,22G)() (26G,39G,38G) (37G,39G)						

Yds/Att	TD	TD%	Int	Int%	Long	Sack/Lost	Rating
7.24	21	4.2	12	2.4	72t	36/ 218	88.9
2.67	0	0.0	1	11.1	9	0/ 0	21.3
0.00	0	0.0	0	0.0	0	0/ 0	79.2
0.00	0	0.0	0	0.0	---	0/ 0	39.6
7.13	21	4.1	13	2.5	72t	36/ 218	87.4
6.69	17	3.2	22	4.2	81t	32/ 190	71.9

BALTIMORE RAVENS 2009 REGULAR SEASON DEFENSIVE STATISTICS

from Coaches Video

Name	Total	Solo	Assists	Sacks	Yds.	INT	Yds.	PD	FF	FR
Lewis, Ray	164	100	64	3	16	0	9	6	3	1
Landry, Dawan	82	74	8	0	0	4	89	11	0	0
Johnson, Jarret	70	49	21	6	45	2	8	4	1	0
Gregg, Kelly	64	40	24	3	3	0	0	0	0	0
Foxworth, Domonique	62	51	11	0	0	4	34	21	0	1
Suggs, Terrell	58	41	17	4.5	33	0	0	5	1	1
Ellerbe, Dannell	55	37	18	0	0	1	28	4	0	1
Reed, Ed	54	50	4	0	0	3	111	6	3	1
Gooden, Tavares	52	29	23	0	0	0	0	2	0	0
Edwards, Dwan	50	30	20	1	2	0	0	1	0	2
Ngata, Haloti	41	23	18	1.5	13	0	0	0	1	1
Washington, Fabian	41	33	8	0	0	0	0	8	0	0
Carr, Chris	39	31	8	1.5	13.5	2	24	9	2	0
Bannan, Justin	37	23	14	0	0	0	0	0	0	0
Pryce, Trevor	37	23	14	6.5	40.5	0	0	0	1	0
Webb, Lardarius	36	25	11	1	4	0	0	6	0	0
McClain, Jameel	29	17	12	0	0	0	0	0	0	0
Ayanbadejo, Brendon	22	14	8	1	5	1	0	1	0	0
Zbikowski, Tom	16	15	1	0	0	2	13	4	0	0
Walker, Frank	14	8	6	0	0	1	0	4	0	1
Kruger, Paul	12	4	8	0	0	1	26	4	0	0
Barnes, Antwan	7	6	1	3	15	1	4	1	1	0
McKinney, Brandon	3	1	2	0	0	0	0	0	0	0
Burgess, Prescott	2	0	2	0	0	0	0	0	0	0
Nakamura, Haruki	1	1	0	0	0	0	0	0	0	0
Talavou, Kelly	1	1	0	0	0	0	0	0	0	0
Williams, Cary	1	1	0	0	0	0	0	0	0	0
Ivy, Corey	0	0	0	0	0	0	0	1	0	0
Totals	1050	727	323	32	190	22	346	98	13	9

RAVENS 2009 REGULAR SEASON SPECIAL TEAMS STATISTICS

from Coaches Video

Name	Total	Solo	Assists	FF	FR	Blocked Kicks
Burgess, Prescott	34	18	16	0	0	0
McClain, Jameel	33	16	17	1	0	0
Zbikowski, Tom	28	19	9	0	0	0
Jones, Edgar	19	12	7	0	0	0
Lawrence, Matt	16	7	9	1	0	0
Gooden, Tavares	13	8	5	0	0	0
Webb, Lardarius	11	6	5	0	0	0
Carr, Chris	10	7	3	0	0	0
Landry, Dawan	10	9	1	0	0	0
Tyree, David	10	9	1	0	0	0
Ellerbe, Dannell	8	8	0	0	0	0
Barnes, Antwan	7	5	2	0	0	0
Nakamura, Haruki	7	4	3	1	0	0
Parmele, Jalen	7	5	2	0	1	0
Ayanbadejo , Brendon	6	6	0	0	0	0
Williams, Cary	5	4	1	2	0	0
Katula, Matt	4	2	2	0	0	0
Walker, Frank	3	3	0	0	0	0
Gerard, K.J.	2	2	0	0	0	0
Hauschka, Steve	2	2	0	0	0	0
Harper, Justin	1	0	1	0	0	0
McClain, Le'Ron	1	1	0	0	0	0
Paschal, Marcus	1	0	1	0	0	0
Washington, Kelley	1	1	0	0	0	0
Gregg, Kelly	0	0	0	0	0	1
Totals	241	155	86	5	1	2