



NEW ENGLAND PATRIOTS

PRESS RELEASE

GILLETTE STADIUM ★ ONE PATRIOT PLACE ★ FOXBOROUGH, MA 02035 ★ 508.384.4203
FAX: 508.543.9053 ★ WWW.PATRIOTS.COM ★ HTTP://MEDIA.PATRIOTS.COM

PATRIOTS RETURN HOME TO FACE PANTHERS

MEDIA SCHEDULE

WEDNESDAY, DECEMBER 9

10:50 - 11:10 a.m. Bill Belichick Press Conference
 11:10 - 11:55 a.m. Open Locker Room
 1:05 p.m. Practice Availability
 2:20 p.m. Carolina Player Conf. Call
 2:35 p.m. John Fox Conf. Call

THURSDAY, DECEMBER 10

11:10 - 11:55 a.m. Open Locker Room
 Approx. 1:00 p.m. Practice Availability

FRIDAY, DECEMBER 11

11:30 a.m. Practice Availability
 1:15 - 2:00 p.m. Open Locker Room
 2:00 - 2:15 p.m. Bill Belichick Press Conference

2009 PATRIOTS SCHEDULE

REGULAR SEASON (7-5)

| | | | |
|-------------------|--------------|-------|-------|
| Mon., Sept. 14 | Buffalo | W | 25-24 |
| Sun., Sept. 20 at | N.Y. Jets | L | 9-16 |
| Sun., Sept. 27 | Atlanta | W | 26-10 |
| Sun., Oct. 4 | Baltimore | W | 27-21 |
| Sun., Oct. 11 at | Denver | L ot | 17-20 |
| Sun., Oct. 18 | Tennessee | W | 59-0 |
| Sun., Oct. 25 # | Tampa Bay | W | 35-7 |
| Sun., Nov. 1 | BYE WEEK | | |
| Sun., Nov. 8 | Miami | W | 27-17 |
| Sun., Nov. 15 at | Indianapolis | L | 34-35 |
| Sun., Nov. 22 | N.Y. Jets | W | 31-14 |
| Mon., Nov. 30 at | New Orleans | L | 17-38 |
| Sun., Dec. 6 at | Miami | L | 21-22 |
| Sun., Dec. 13 | Carolina | 1:00* | FOX* |
| Sun., Dec. 20 at | Buffalo | 1:00* | CBS* |
| Sun., Dec. 27 | Jacksonville | 1:00* | CBS* |
| Sun., Jan. 3 at | Houston | 1:00* | CBS* |

#Wembley Stadium, London, England

AFC STANDINGS

| AFC East | W | L | T | Pct. | PF | PA |
|----------------|---|---|---|------|-----|-----|
| PATRIOTS | 7 | 5 | 0 | .583 | 328 | 224 |
| Miami Dolphins | 6 | 6 | 0 | .500 | 278 | 296 |
| New York Jets | 6 | 6 | 0 | .500 | 249 | 208 |
| Buffalo Bills | 4 | 8 | 0 | .333 | 199 | 261 |

| AFC North | W | L | T | Pct. | PF | PA |
|---------------------|---|----|---|------|-----|-----|
| Cincinnati Bengals | 9 | 3 | 0 | .750 | 254 | 187 |
| Baltimore Ravens | 6 | 6 | 0 | .500 | 271 | 215 |
| Pittsburgh Steelers | 6 | 6 | 0 | .500 | 272 | 231 |
| Cleveland Browns | 1 | 11 | 0 | .083 | 145 | 309 |

| AFC South | W | L | T | Pct. | PF | PA |
|----------------------|----|---|---|-------|-----|-----|
| Indianapolis Colts | 12 | 0 | 0 | 1.000 | 331 | 201 |
| Jacksonville Jaguars | 7 | 5 | 0 | .583 | 225 | 273 |
| Tennessee Titans | 5 | 7 | 0 | .417 | 246 | 316 |
| Houston Texans | 5 | 7 | 0 | .417 | 277 | 266 |

| AFC West | W | L | T | Pct. | PF | PA |
|--------------------|---|---|---|------|-----|-----|
| San Diego Chargers | 9 | 3 | 0 | .727 | 312 | 219 |
| Denver Broncos | 8 | 4 | 0 | .667 | 240 | 202 |
| Oakland Raiders | 4 | 8 | 0 | .333 | 142 | 282 |
| Kansas City Chiefs | 3 | 9 | 0 | .250 | 196 | 326 |

NEW ENGLAND PATRIOTS (7-5) vs. CAROLINA PANTHERS (5-7)

Sunday, Dec. 13, 2009 ★ Gillette Stadium (68,756) ★ 1:00 p.m. EDT

The New England Patriots return to Gillette Stadium to face the Carolina Panthers for the first time since the 2005 season. Carolina will be making its first regular-season appearance at Gillette Stadium. The Panthers are the only team that has not played the Patriots in a regular-season game at Gillette Stadium. The Panthers visited the Patriots in a preseason matchup at Gillette Stadium in 2002.

Since the beginning of December 2003, the Patriots have compiled a 24-3 record in the 12th month, achieving the NFL's best December record over that period. The Patriots are 14-1 at Gillette Stadium in December.

NFL'S TOP DECEMBER RECORDS SINCE 2003

| Rk | Team | Record | Rk | Team | Record |
|----|----------------------|--------|----|---------------------|--------|
| 1 | New England Patriots | 24-3 | 4 | Philadelphia Eagles | 19-8 |
| 2 | San Diego Chargers | 22-6 | 5T | Pittsburgh Steelers | 18-9 |
| 3 | Indianapolis Colts | 20-7 | 5T | Carolina Panthers | 18-9 |

BROADCAST INFORMATION

TELEVISION: This week's game will be broadcast to a regional audience by FOX and can be seen in Boston on WFXT-TV Channel 25. Kenny Albert will handle play-by-play duties with Daryl Johnston providing color. Tony Siragusa will be the sideline reporter.

RADIO: 98.5 FM, The Sports Hub, is the flagship station for the Patriots Radio Network. A complete listing of the network's 36 stations can be found in this press release. Play-by-play broadcaster Gil Santos is in his 33rd season as the voice of the Patriots and will call the action along with Patriots Hall of Famer Gino Cappelletti. Santos and Cappelletti are celebrating their 26th season as a tandem.

PATRIOTS MEDIA WEBSITE

The Patriots' media-only website, located at <http://media.patriots.com>, will be updated for registered users throughout the season with all the latest media information, schedules, rosters and press releases. The media site also serves as the team's primary credentialing system.

STRONG IN THE SECOND HALF

Since 2001, New England has done a remarkable job of finishing the season strong, compiling a 72-20 (.783) record after Nov. 1, including playoff games.

PATRIOTS BEFORE AND AFTER NOV. 1, SINCE 2001

| Season | Pre-11/1 | Post-11/1 | Totals | December |
|--------|--------------|--------------|---------------|-------------|
| 2001 | 3-4 | 11-1 | 14-5 | 4-0 |
| 2002 | 3-4 | 6-3 | 9-7 | 2-2 |
| 2003 | 6-2 | 11-0 | 17-2 | 4-0 |
| 2004 | 6-1 | 11-1 | 17-2 | 3-1 |
| 2005 | 4-3 | 7-4 | 11-7 | 4-0 |
| 2006 | 6-1 | 8-4 | 14-5 | 4-1 |
| 2007 | 8-0 | 10-1 | 18-1 | 5-0 |
| 2008 | 5-2 | 6-3 | 11-5 | 4-0 |
| 2009 | 5-2 | 2-3 | 7-5 | 0-1 |
| Totals | 46-19 (.708) | 72-20 (.783) | 118-39 (.752) | 30-5 (.857) |

NOTE: Includes Regular Season and Playoffs

MEDIA CONTACTS

PATRIOTS MEDIA RELATIONS OFFICE: 508-384-4203

Stacey James.....Vice President of Media Relations.. staceyj@patriots.com 508-384-9105
 Aaron Salkin.....Asst. Director of Media Relations.. aarons@patriots.com 508-326-6870
 Scott Barboza.....Media Relations Assistant..... scottb@patriots.com 508-384-9195
 Christy Berkery.....Media Relations Assistant..... christyb@patriots.com 508-549-0518
 Tara Bertrand.....Administrative Assistant..... tarab@patriots.com 508-384-4311
 Jeff Cournoyer.....Dir. of Corporate Communications... jeffco@patriots.com 508-549-0492



PATRIOTS VS. PANTHERS

SERIES HISTORY

The Patriots and Panthers will meet for just the fourth time in the regular season and the first time since the 2005 season. While the overall series is tied at 2-2, Carolina leads the regular-season series with a 2-1 record. The 2005 meeting was the first since the two met in Super Bowl XXXVIII when New England scored a 32-29 victory.

The Patriots-Panthers Super Bowl is widely believed to be among the most entertaining Super Bowls ever played, as the Panthers took a fourth-quarter lead only to see the Patriots come up with a game-winning field goal to clinch the see-saw battle in the final seconds.

In the 2005 meeting, Carolina beat New England 27-17 in Charlotte. After that loss, the Patriots won 17 regular-season games against NFC opponents until losing to the Saints two weeks ago.



The series dates back to 1995, when the Panthers claimed a 20-17 win at Foxboro Stadium in their inaugural season.

The two teams have also played six times

in the preseason, with the Patriots holding a 4-2 lead in those games.

Regular Season – New England 1, Carolina 2

| Date | Result | Score | H/A | Stadium |
|----------|--------|-------|-----|-------------------------|
| 10/29/95 | L | 17-20 | H | Foxboro Stadium |
| 01/06/02 | W | 38-6 | A | Ericsson Stadium |
| 9/18/05 | L | 17-27 | A | Bank of America Stadium |

Postseason – New England 1, Carolina 0

| Date | Result | Score | H/A | Stadium |
|-----------|--------|-------|-----|-----------------|
| 02/01/04* | W | 32-29 | N | Reliant Stadium |

* = Super Bowl XXXVIII in Houston, Texas

| | |
|--|---------------------------|
| Overall Record (including playoffs) | 2-2 |
| Record in Foxborough | 0-1 |
| Record in Charlotte | 1-1 |
| Record in Houston | 1-0 |
| Total Points in the Series | Patriots 104, Panthers 82 |
| Patriots' Largest Margin of Victory | 32 points (01/06/02) |
| Patriots' Largest Margin of Defeat | 10 points (09/18/05) |
| Highest Combined Point Total | 61 points (02/01/04) |
| Lowest Combined Point Total | 37 points (10/29/95) |
| Games Decided by Seven or Fewer Points | 2 |
| Games Decided by 21 or More Points | 1 |
| Current Win Streak | Carolina, one game |

PATRIOTS VS. NFC

The Patriots have been successful against NFC teams in recent seasons, compiling a 30-5 (.857) regular-season record against the conference since 2001. Including the postseason, the Patriots are 33-6 (.846) against the NFC with a 3-1 Super Bowl record since 2001.

The Patriots are 2-1 so far in 2009 against the NFC following a 26-10 win over Atlanta on Sept. 27 at Gillette Stadium, a 35-7 win vs. Tampa Bay on Oct. 25 in London, and a 38-17 loss at New Orleans on Nov. 30. The Patriots hold an all-time mark of 21-14 (including postseason) against the four teams that make up the NFC South.



LAST MEETING: PANTHERS 27, PATRIOTS 17

Sept. 18, 2005 ★ Bank of America Stadium (Att: 73,528)

| | 1 | 2 | 3 | 4 | Final |
|-----------------------------|---|----|----|---|-------|
| New England Patriots | 7 | 0 | 10 | 0 | — 17 |
| Carolina Panthers | 7 | 10 | 3 | 7 | — 27 |

The Patriots dropped their first game of the 2005 campaign, falling to the Panthers in Charlotte, 27-17. The New England defense played solidly against the Panthers' passing attack, holding Carolina signal caller Jake Delhomme to just a 42.3 percent completion rate (11-26) and 154 yards with an interception. But Panthers running back Stephen Davis scored three touchdowns and Carolina forced two costly Patriots turnovers to provide the difference in the game.

The Patriots got on the board first, taking a 7-0 lead on a 1-yard touchdown pass from Tom Brady to Daniel Graham. The play was set up by a 71-yard catch-and-run play by Troy Brown, the longest Patriots reception in nearly two seasons. The New England lead was short-lived, however, as the Panthers offense came out firing on the ensuing drive. Delhomme completed back-to-back passes of 23 and 41 yards to set up the first of Davis' three 1-yard touchdown runs, tying the score at seven with 1:20 left in the first quarter.

In the second stanza, the Patriots appeared poised to counterpunch as Brady led a drive that reached the Panthers' 23-yard line. But following a 10-yard holding penalty, Brady was picked off by Panthers linebacker Will Witherspoon to end the scoring threat. Carolina took advantage, seizing the lead on the ensuing possession as a 51-yard field goal by John Kasay put the Panthers ahead, 10-7. With the momentum now on Carolina's side, the Panthers stopped the Patriots' next offensive possession, setting up a Patriots punt that was returned by Chris Gamble for a 76-yard gain that gave Carolina possession on the New England 13-yard line. Four plays later, Davis' second 1-yard scoring scamper gave the Panthers a 17-7 lead that they took into halftime.

Carolina got the ball to begin the second half and used another long Kasay field goal (52 yards) to take a 20-7 lead. The Patriots then set into motion a sequence of events that got them back into the game, as a 45-yard field goal by Adam Vinatieri made the score 20-10, and a 24-yard interception return for a touchdown by Mike Vrabel cut the gap to 20-17 with 6:08 left in the third quarter. New England stopped the Panthers' next offensive bid to get the ball back with a chance to tie or take the lead, but the Panthers' Mike Rucker sacked Brady and caused a fumble that was recovered by Julius Peppers at the Patriots' 12-yard line. Five plays later, Davis plunged into the end zone for a third time to make the score 27-17 with 14 seconds elapsed in the final quarter.

Neither team could move the ball into its opponent's territory for much of the final quarter until the Patriots broke onto Carolina's side of the field with around three minutes to play, trailing by 10 points. New England made it as far as the Carolina 32-yard line, but a fumble by Benjamin Watson with 2:17 left in the game was recovered by the Panthers' Dan Morgan. Carolina was able to keep the ball and run out the clock to score the victory.

THIS WEEK IN PATRIOTS HISTORY

DECEMBER 10-16

Dec. 12, 1982 — The Patriots defeated the Miami Dolphins, 3-0, in the "Snow Plow Game" at Schaefer Stadium. Prior to John Smith's 33-yard field goal – the only points of the game – stadium worker Mark Henderson used a John Deere tractor to brush off a clean kicking surface on the turf. The tractor is currently on display at the Hall at Patriots Place presented by Ratheon.

Dec. 15, 1996 — The Patriots clinched the 1996 AFC East title, earning their first division championship since 1985. New England would go on to win their second AFC Championship.

Dec. 12, 2004 — The Patriots clinched the 2004 AFC East title with a 35-28 win over the Cincinnati Bengals at Gillette Stadium.



PATRIOTS VS. PANTHERS

TALE OF THE TAPE

| 2009 Regular Season | New England | Carolina |
|--------------------------|-------------|------------|
| Record | 7-5 | 5-7 |
| Divisional Standings | 1st | 3rd |
| Total Yards Gained | 4,975 | 3,852 |
| Total Offense (Rank) | 414.6 (2) | 321.0(22) |
| Rush Offense | 113.0 (17) | 151.9 (3) |
| Pass Offense | 301.6 (2) | 169.1 (27) |
| Points Per Game | 27.3 | 17.9 |
| Total Yards Allowed | 3,863 | 3,909 |
| Total Defense | 321.9 (11) | 325.8 (13) |
| Rush Defense | 107.9 (15) | 133.3 (26) |
| Pass Defense | 214.0 (14) | 192.4 (5) |
| Points Allowed/Game | 18.7 | 21.8 |
| Possession Avg. | 33:45 | 27:24 |
| Sacks Allowed/Yards Lost | 16/90 | 26/212 |
| Sacks Made/Yards | 20/154 | 23/126 |
| Passing TD/Int (off.) | 22/10 | 8/20 |
| Passing TD/Int (def.) | 21/14 | 12/17 |
| Total Touchdowns Scored | 38 | 23 |
| Penalties Against/Yards | 65/601 | 66/508 |
| Punts/Avg. | 45/40.4 | 53/44.8 |
| Field Goals Made/Att. | 21/26 | 16/20 |
| Takeaway/Giveaway Ratio | +9 | -6 |

CONNECTIONS

- Patriots **FS Brandon McGowan** and Panthers **S Chris Harris, CB Dante Wesley** and **WR Muhsin Muhammad** played together for the Chicago Bears in 2006.
- Panthers **DE Tyler Brayton** and Patriots **WR Randy Moss** and **LB Derrick Burgess** were teammates on the Oakland Raiders from 2005-06.
- Patriots **LB Adalius Thomas** and Panthers **G Keydrick Vincent** were teammates on the Baltimore Ravens from 2005-06.
- In 2004, Patriots **WR Wes Welker, RB Sammy Morris, LB Junior Seau** and Panthers **QB A.J. Feeley** were teammates on the Miami Dolphins.
- **Feeley** and Panthers **DT Hollis Thomas** also played on the Philadelphia Eagles with Patriots **LB Derrick Burgess** from 2001-02.
- Patriots **LB Rob Ninkovich** and Panthers **LB Kelvin Smith** played on the Miami Dolphins in 2007.
- **Ninkovich** was also teammates with **Hollis Thomas** on the New Orleans Saints in 2006 and 2008.
- Patriots **SS Brandon Meriweather** and Panthers **LB Jon Beason** were teammates at the University of Miami from 2003-06. Patriots **NT Vince Wilfork** was also on the team in 2003.
- Patriots rookie **OL Rich Ohrnberger** and Panthers **LB Dan Connor** were teammates at Penn State from 2004-07.
- Patriots **OL Mark LeVair** and Panthers **LS J.J. Jansen** were teammates at Notre Dame in 2005.
- Patriots **G Logan Mankins, S James Sanders** and Panthers **CB Richard Marshall** played together for Fresno State from 2003-04.
- Patriots **WR/special teamer Sam Aiken** and Panthers **DE Julius Peppers** were teammates at North Carolina from 1999-2001.
- Patriots rookie **S Patrick Chung** was teammates at Oregon with Panthers **RB Jonathan Stewart** and Panthers **TE Dante Rosario** and **T Geoff Schwartz** from 2004-06.
- Patriots **WR Sam Aiken** and Panthers **DE Hilee Taylor** were teammates at North Carolina.
- Patriots **LB Derrick Burgess** and Panthers **G Keydrick Vincent** were teammates at Mississippi from 1997-2000.
- Patriots **K Stephen Gostkowski** and Panthers **RB DeAngelo Williams** played four years together at Memphis, 2001-05.

CONNECTIONS (continued)

- Patriots **DL Myron Pryor** and Panthers **OT Garry Williams** were teammates at Kentucky from 2005-08.
- Patriots Special teams Coach **Scott O'Brien** served as Asst. Head Coach/Special Teams for the Panthers from 1999-2004.
- Panthers Offensive Coordinator **Jeff Davidson** was a member of the New England Patriots coaching staff from 1997-2004.
- Panthers Strength and Conditioning Coach **Jerry Simmons** was a member of the Patriots staff from 1988-90.

PATRIOTS AGAINST FIRST TIME VISITORS

The Panthers will make their first regular-season appearance at Gillette Stadium, becoming the 31st different opponent to travel to the Patriots' state-of-the-art facility for a regular-season or playoff game. The Patriots are 26-4 against first-time visitors. The Patriots are 22-1 in the last 23 games, including a 10-game winnings streak.

FIRST-TIME VISITORS TO GILLETTE STADIUM (26-4)

(Regular-season and playoff games)

| Date | Opponent | W/L | Score |
|-----------|----------------------|------|-------|
| 09/09/02 | Pittsburgh Steelers | W | 30-14 |
| 09/22/02 | Kansas City Chiefs | W ot | 41-38 |
| 10/13/02 | Green Bay Packers | L | 10-28 |
| 10/27/02 | Denver Broncos | L | 16-24 |
| 11/24/02 | Minnesota Vikings | W | 24-17 |
| 12/08/02 | Buffalo Bills | W | 27-17 |
| 12/22/02 | New York Jets | L | 17-30 |
| 12/29/02 | Miami Dolphins | W ot | 27-24 |
| 10/05/03 | Tennessee Titans | W | 38-30 |
| 10/12/03 | New York Giants | W | 17-6 |
| 10/26/03 | Cleveland Browns | W | 9-3 |
| 11/16/03 | Dallas Cowboys | W | 12-0 |
| 12/14/03 | Jacksonville Jaguars | W | 27-13 |
| 01/19/04* | Indianapolis Colts | W | 24-14 |
| 10/17/04 | Seattle Seahawks | W | 30-20 |
| 11/28/04 | Baltimore Ravens | W | 24-3 |
| 12/12/04 | Cincinnati Bengals | W | 35-28 |
| 01/02/05 | San Francisco 49ers | W | 21-7 |
| 09/08/05 | Oakland Raiders | W | 30-20 |
| 10/02/05 | San Diego Chargers | L | 17-41 |
| 11/20/05 | New Orleans Saints | W | 24-17 |
| 12/17/05 | Tampa Bay Buccaneers | W | 28-0 |
| 11/26/06 | Chicago Bears | W | 17-13 |
| 12/03/06 | Detroit Lions | W | 28-21 |
| 12/17/06 | Houston Texans | W | 40-7 |
| 10/28/07 | Washington Redskins | W | 52-7 |
| 11/25/07 | Philadelphia Eagles | W | 31-28 |
| 10/26/08 | St. Louis Rams | W | 23-16 |
| 12/21/08 | Arizona Cardinals | W | 47-7 |
| 09/27/09 | Atlanta Falcons | W | 26-10 |

*-AFC Championship Game

DID YOU KNOW?

- The New England Patriots and the Carolina Panthers are two of only three NFL teams that are not named after a specific city or state. The other team is the Tampa Bay Buccaneers.

2009 HONORS AND AWARDS

QB Tom Brady

- AFC Offensive Player of the Week (Wk. 1 vs. Buffalo)
- AFC Offensive Player of the Week (Wk. 6 vs. Tennessee)
- AFC Offensive Player of the Month (October)

S Brandon Meriweather

- AFC Defensive Player of the Week (Wk. 7 at Tampa Bay)
- ESPN, *Sports Illustrated* and *Pro Football Weekly* midseason All-Pro

K Stephen Gostkowski

- AFC Special Teams Player of the Week (Wk. 9 vs. Miami)
- *Sports Illustrated* midseason All-Pro

CB Leigh Bodden

- AFC Defensive Player of the Week (Wk. 11 vs. New York Jets)



LAST WEEK: PATRIOTS-DOLPHINS

DOLPHINS 22, PATRIOTS 21

December 6, 2009 ★ Land Shark Stadium

| | 1 | 2 | 3 | 4 | Final |
|----------------------|---|----|---|---|-------|
| New England Patriots | 7 | 7 | 7 | 0 | 21 |
| Miami Dolphins | 3 | 10 | 9 | 3 | 22 |

The Miami Dolphins overcame a 14-0 first half deficit and edged out a 22-21 victory over the visiting New England Patriots. For the third time on the road in 2009, the Patriots lost after leading in the fourth quarter when they failed to hold a 21-19 lead late in the game.

QB Tom Brady completed 19-of-29 pass attempts for 352 yards with two touchdowns and two interceptions. Brady threw touchdown passes of 58-yards to WR Randy Moss and 81 yards to WR Sam Aiken, and also had a 58 yard completion to WR Wes Welker. However, New England twice failed to score inside the Miami 10-yard line. The Patriots were stopped on downs from the Miami 6-yard line early in the second quarter, and then Brady was intercepted in the end zone from the Miami 4-yard line in the fourth quarter.

Leading 21-19, the Patriots had a first-and-goal from the Miami 4-yard line with 10 minutes left, but Brady was intercepted in the end zone by rookie CB Vontae Davis on a pass intended for Moss. New England did stop the Dolphins on their next two drives, but each time the Patriots went three-and-out. Miami started their game-winning drive at their own 26-yard line with 3:44 left to play. Faced with a fourth-and-six situation from the New England 41-yard line, Miami QB Chad Henne connected with WR Greg Camarillo for 13 yards to the Patriots 28-yard line. That play set up PK Dan Carpenter's 41-yard field goal that gave the Dolphins a 22-21 lead with just under a minute left in regulation. The Dolphins sealed the victory when LB Channing Crowder intercepted Brady at the Patriots 40-yard line with 35 seconds to play.

New England jumped to a 7-0 lead when Brady hit Moss for a 58-yard touchdown on the first drive of the game. After stopping Miami, the Patriots engineered a 13-play, 80-yard drive that was capped by a 6-yard touchdown run by RB Kevin Faulk on the first play of the second quarter to extend their lead to 14-0. After Miami closed the gap to 14-7, the Patriots had a great opportunity to increase their lead late in the second quarter when a 58-yard pass from Brady to Welker got the Patriots deep into Miami territory. After being faced with a fourth-down from the 6-yard line, head coach Bill Belichick elected to go for the first down. RB Sammy Morris was stopped short, and Miami took over with 1:55 to play.

The Dolphins executed a perfect two-minute situation to move to the New England 11-yard line where they kicked a field goal as time expired in the first half to make it 14-10 at the break. The Patriots opened the third quarter with another big play. Brady hit on a deep pass to Aiken, who broke a tackle on his way to an 81-yard touchdown and a 21-10 New England lead. Miami responded on the its next two drives with a field goal and a touchdown drive to make it 21-19 heading into the final quarter of play.

BRADY REACHES THE 30,000-YARD MILESTONE

QB Tom Brady became the 31st player in NFL history to reach 30,000 passing yards. He entered the Miami game needing 268 yards to reach the milestone and went over the 30,000 mark on an 81-yard touchdown pass to WR Sam Aiken in the third quarter. Brady now has 30,084 yards passing for his career.

BRADY HAS 7TH 300-YARD GAME IN 2009

Brady had his seventh 300-yard game in 2009 after finishing with 352 against Miami. The seven 300-yard games are second to the team-record eight that Brady had in 2007. The NFL record for most 300-yard games in a single season is 10 by Rich Gannon (2002) and Drew Brees (2008).

BRADY COMPLETES TWO 58-YARD PASSES AND AN 81-YARD TOUCHDOWN PASS

Brady completed a 58-yard touchdown to WR Randy Moss in the first quarter, a 58-yard pass to WR Wes Welker in the second quarter and an 81-yard touchdown pass to WR Sam Aiken in the third quarter. It is the first time in his career that he has completed three passes of 50 yards or more in the same game. He has five games with two 50-yard completions, including one earlier this season. Brady had a 63-yard touchdown pass to Moss and a 55-yard completion to Moss at Indianapolis (11/15/09).

BRADY'S 81-YD TD PASS IS HIS THIRD OF 80 OR MORE YARDS AND THIRD LONGEST OF CAREER

Brady's 81-yard touchdown pass to Aiken is his third touchdown pass of 80 or more yards and the third longest of his career, behind his 91-yard touchdown pass to WR David Patten at Indianapolis (10/21/01) and an 82-yard touchdown pass to WR Troy Brown at Miami (10/19/03).

MOSS REACHES 1,000 RECEIVING YARDS

WR Randy Moss reached 1,000 receiving yards to join Jerry Rice (14 seasons) as the only players in NFL history with 10 seasons with 1,000 yards. He entered the Miami game with 992 receiving yards and went over 1,000 yards on a 58-yard touchdown reception in the first quarter. Moss now has 1,058 receiving yards for the year.

MOSS AND WELKER GO OVER 1,000 YARDS FOR THE THIRD-STRAIGHT SEASON

WR Wes Welker gained 167 yards receiving against Miami to go over 1,000 yards for the season with 1,053 receiving yards. Last season, Moss and Welker became the first Patriots players to have back-to-back 1,000 yard seasons and have now stretched that to three straight 1,000-yard seasons. Moss had a team-record 1,493 yards in 2007 and 1,008 in 2008. Welker had 1,175 yards in 2007 and 1,165 yards in 2008.

MOSS GOES LONG

Moss took over sole possession of second place on the NFL's list for most 50-yard touchdowns from scrimmage (rushing or receiving) with 28 on his 58-yard touchdown reception in the first quarter. Jerry Rice, who scored 36 such touchdowns in his career is the all-time leader.

CAREER 50-YARD TOUCHDOWNS

| | |
|---------------|----|
| Jerry Rice | 36 |
| Randy Moss | 28 |
| Lance Alworth | 27 |
| Terrell Owens | 26 |

WELKER HAS 9TH 10-PLUS RECEPTIONS GAME AND 5TH OF THE 2009 SEASON

Welker finished with 10 receptions for 167 yards. Welker had his ninth 10-plus reception game of his career and his fifth of the 2009 season. The NFL record for most 10-plus reception games in a season is seven, set by Houston's Andre Johnson in 2008.

WELKER GOES OVER 100 YARDS

Welker went over 100 yards for the fourth time in 2009 when he finished with 10 receptions for 167 yards. The four 100-yard games match the total he had in 2007 and 2008. It is his 12th 100-yard game of his career. Welker's 167 yards are second to the career-high 192 receiving yards he had vs. the New York Jets (11/22/09).

AIKEN SCORES FIRST NFL TD ON AMERICAN SOIL

WR Sam Aiken scored on a career-high 81-yard touchdown pass from QB Tom Brady in the third quarter. It marked his second NFL touchdown and first on American soil. Aiken's other NFL touchdown came on a 54-yard reception from Brady in the Patriots win over Tampa Bay in a game that was played in London.



INSIDE THE NUMBERS

MILESTONES APPROACHING

1

The number of TD receptions Randy Moss needs to reach 10 for the season. That total will mark his 9th season with 10-plus TD receptions to tie the NFL record with Jerry Rice.

2

The number of 10-plus reception games Wes Welker needs in 2009 to match the single-season NFL record of seven set by Houston's Andre Johnson in 2008. Welker has five 10-plus reception games so far this season.

3

The number of 300-yard passing games QB Tom Brady (7) needs this season to tie the NFL record for most 300-yard games in a single season. Rich Gannon (2002) and Drew Brees (2008) share the record with 10.

5

The number of receptions WR Wes Welker (95) needs to go over 100 receptions for the year. He will join Marvin Harrison (4), Jerry Rice (3) and Herman Moore (3) as the only players to catch 100 passes in three consecutive seasons.

12

The number of 100-yard receiving games WR Randy Moss (64) needs to tie WR Jerry Rice's NFL record of 76 100-yard receiving games.

STREAKING

8

The number of consecutive seasons in which the Patriots have won nine or more regular-season games. They are the only team in the NFL to have won at least nine games in each of the last eight seasons entering 2009.

9.5

The number of receptions per game that WR Wes Welker is averaging in 2009. He currently has 85 receptions despite missing two games due to injury. If he keeps that pace he will finish the season with a team record of 133 catches. The 133 would rank second in NFL history to Marvin Harrison's record of 143.

10

The number of consecutive regular-season games that Wes Welker has had six or more receptions. The NFL record for most consecutive games with six or more receptions is 16 by Marvin Harrison from 2002-03.

10

The number consecutive games the Patriots have won against teams visiting Gillette Stadium for the first time. This week, the Patriots host the Carolina Panthers for the first time in a regular-season game at Gillette Stadium.

21

The number of consecutive home games the Patriots have won when Tom Brady starts, including the postseason.

167

The number of consecutive home games the Patriots have sold out. The streak includes every preseason, regular-season and playoff game since the 1994 regular-season opener.

ACCOMPLISHMENTS

3

Wes Welker and Randy Moss became the first Patriots to have back-to-back 1,000-yard seasons last season and have now stretched that to three straight 1,000 yard seasons after going over 1,000-yards last week.

7

The number of NFL receivers who have reached 14,000 receiving yards. WR Randy Moss became the seventh player to reach the milestone and now has 14,126 receiving yards.

ACCOMPLISHMENTS (continued)

7

The number of seasons that QB Tom Brady has passed for more than 3,000 yards to tie the team record with Drew Bledsoe.

10

The number of seasons that WR Randy Moss has reached 1,000-yards receiving. He joins Jerry Rice (14 seasons) as the only players in NFL history to record 10 seasons with 1,000 receiving yards.

11

The number of NFL receivers who have reached 900 career receptions. Moss became the 11th player to reach the milestone and now has 909 career receptions.

14

The number of times QB Tom Brady has earned AFC Offensive Player of the Week honors, after earning the award for his 378-yard passing effort in the Patriots' come-from-behind 25-24 win on opening week vs. Buffalo and for a six-TD effort vs. Tennessee.

30

The number of regular season 300-yard passing games by Tom Brady, a new team record. Brady's seven 300-yard games in 2009 moved him past QB Drew Bledsoe (26) for the team record.

31

The number of NFL players who have reached 30,000-yards passing yards after Tom Brady reached the milestone at Miami. Brady now has 30,084 passing yards.

64

The number of 100-yard receiving games by WR Randy Moss, which ranks second in NFL history to WR Jerry Rice's 76 100-yard receiving games.

THE KRAFT ERA

3

The number of Super Bowl championships the Patriots have won since Robert Kraft purchased the team in 1994. That mark is the highest total in the NFL over that span. Only Denver (2; 1997 and 1998) and Pittsburgh (2; 2005 and 2008) have won multiple Super Bowl titles since 1994.

5

The number of conference championships the Patriots have won since Robert Kraft purchased the team in 1994. That mark is the highest total in the NFL over that span. Pittsburgh has won three conference titles since 1994.

17

The number of playoff games the Patriots have won since Robert Kraft purchased the team in 1994. That mark is the highest total in the NFL over that span. Pittsburgh ranks second with 15 playoff wins over that span.

24

The number of playoff games the Patriots have appeared in since 1994. The mark is the highest in the NFL, ahead of the 23 games played by Pittsburgh.

THE BELICHICK ERA

4

Bill Belichick is one of just 4 coaches to win three championships since the Super Bowl era began. Belichick joins three members of the Pro Football Hall of Fame in the exclusive club (Chuck Knoll 4, Joe Gibbs 3, and Bill Walsh 3). Belichick is the only coach to win three Super Bowls in the post-1993 salary cap era.

104-36

The Patriots' regular-season record since 2001 under Head Coach Bill Belichick. Under Belichick, the Patriots have won 74.3 percent of their regular-season games, recording the highest winning percentage of any major American professional sports team over that span.



ROBERT KRAFT NEWS & NOTES

Since Robert Kraft purchased the team in 1994, the Patriots have experienced one of the most dramatic turnarounds in the history of sports. In 15 seasons of ownership, Kraft has transformed one of the league's least successful clubs into what many observers view as a model NFL franchise. In the five seasons immediately preceding his purchase (1989-93), the Patriots were a moribund team, winning just 19 of 80 games (.311 pct.) and recording the worst record in the NFL over that span. When he bought the franchise on Jan. 21, 1994, Kraft announced his intention to bring a championship to New England, a tall order considering the team's previous success rate. But under Kraft's leadership, the Patriots have won eight division titles, five conference crowns and three Super Bowl championships. The Patriots have made five Super Bowl appearances since Kraft purchased the team, a period during which no other NFL franchise has earned more than three berths.



| | Pre-Kraft 1960-93 | 1989-93 | Kraft Era 1994-09 |
|---------------------|----------------------|---------|----------------------|
| Overall Record | 225-276-9 | 19-61 | 180-96 |
| Winning Pct. | .450 | .311 | .652 |
| Super Bowl Titles | 0 | 0 | 3 |
| Conference Titles | 1 | 0 | 5 |
| Division Titles | 3 | 0 | 8 |
| Playoff Seasons | 5 | 0 | 10 |
| Playoff Record | 4-6 | -- | 17-7 |
| Home Playoff Games | 1 | 0 | 11 |
| Home Playoff Record | 0-1 | -- | 11-0 |

A CHAMPIONSHIP TRADITION

The Patriots, the Los Angeles Lakers and the San Antonio Spurs are the only teams from the four major professional sports leagues to have won three titles since 2001.

MULTIPLE LEAGUE CHAMPIONSHIPS SINCE 2001

| Team | League | Titles |
|----------------------|--------|--------|
| New England Patriots | NFL | 3 |
| Los Angeles Lakers | NBA | 3 |
| San Antonio Spurs | NBA | 3 |
| Boston Red Sox | MLB | 2 |

CHAMPIONSHIP GAME/SERIES APPEARANCES SINCE 1994

| Team | League | Appearances |
|----------------------|--------|-------------|
| New York Yankees | MLB | 7 |
| Los Angeles Lakers | NBA | 6 |
| Detroit Red Wings | NHL | 6 |
| New England Patriots | NFL | 5 |
| San Antonio Spurs | NBA | 4 |
| New Jersey Devils | NHL | 4 |

SELLOUT STREAK

In the early 1990s, the Patriots seemed destined for relocation until Robert Kraft's purchase of the team rejuvenated local interest. In 1991, the season ticket base was just 17,635, barely enough to support the club. Now, the season-ticket base stands at a capped total of 61,759 and more than 50,000 fans are on a waiting list. The Patriots have sold out 167 consecutive home games (dating back to the 1994 regular-season opener).

SUCCESS STORY

Since Robert Kraft purchased the team in 1994, the Patriots have been one of the NFL's elite franchises. Over the first 15-plus years of Kraft's ownership, the Patriots own the NFL's highest winning percentage and have won more Super Bowl titles, more conference championships and more playoff games than any other NFL team.

SINCE ROBERT KRAFT PURCHASED THE TEAM IN 1994...

TOTAL VICTORIES SINCE 1994 (Incl. Postseason)

| | |
|----------------------|-----|
| New England Patriots | 180 |
| Pittsburgh Steelers | 172 |
| Green Bay Packers | 168 |
| Indianapolis Colts | 167 |
| Denver Broncos | 161 |
| Philadelphia Eagles | 152 |

WINNING PERCENTAGE SINCE 1994 (Incl. Postseason)

| Team | W | L | T | Pct. |
|----------------------|-----|-----|---|------|
| New England Patriots | 180 | 96 | 0 | .652 |
| Pittsburgh Steelers | 172 | 102 | 1 | .628 |
| Green Bay Packers | 168 | 103 | 0 | .620 |
| Indianapolis Colts | 167 | 104 | 0 | .616 |
| Denver Broncos | 161 | 104 | 0 | .608 |
| Philadelphia Eagles | 152 | 118 | 2 | .561 |
| Minnesota Vikings | 148 | 117 | 0 | .558 |

SUPER BOWL CHAMPIONSHIPS SINCE 1994

| | |
|----------------------|---|
| New England Patriots | 3 |
| Pittsburgh Steelers | 2 |
| Denver Broncos | 2 |
| 9 Teams | 1 |

CONFERENCE CHAMPIONSHIPS SINCE 1994

| | |
|----------------------|---|
| New England Patriots | 5 |
| Pittsburgh Steelers | 3 |
| Denver Broncos | 2 |
| Green Bay Packers | 2 |
| St. Louis Rams | 2 |
| 16 Teams | 1 |

PLAYOFF VICTORIES SINCE 1994

| | |
|----------------------|----|
| New England Patriots | 17 |
| Pittsburgh Steelers | 15 |
| Green Bay Packers | 11 |
| Philadelphia Eagles | 11 |
| Indianapolis Colts | 9 |

PLAYOFF GAMES PLAYED SINCE 1994

| | |
|----------------------|----|
| New England Patriots | 24 |
| Pittsburgh Steelers | 23 |
| Green Bay Packers | 20 |
| Philadelphia Eagles | 20 |
| Indianapolis Colts | 19 |
| Denver Broncos | 13 |
| San Francisco 49ers | 13 |

PLAYOFF SEASONS SINCE 1994

| | |
|----------------------|----|
| Indianapolis Colts | 11 |
| New England Patriots | 10 |
| Green Bay Packers | 10 |
| Pittsburgh Steelers | 9 |
| Philadelphia Eagles | 9 |
| Dallas Cowboys | 8 |

PLAYOFF WINNING PERCENTAGE SINCE 1994

| Team | W | L | Pct. |
|----------------------|----|---|------|
| New England Patriots | 17 | 7 | .708 |
| Arizona Cardinals | 4 | 2 | .666 |
| Pittsburgh Steelers | 15 | 8 | .652 |
| Baltimore Ravens | 7 | 4 | .636 |
| Denver Broncos | 8 | 5 | .615 |
| Carolina Panthers | 6 | 4 | .600 |

ANNUAL ACHIEVEMENTS

The Patriots are the only team in the NFL to have recorded nine or more wins in each of the last eight seasons including 2008. The Patriots have won 10 or more games seven times in the last eight seasons and have won 11 or more games six times in the last eight seasons.

MOST SEASONS OF 9+ WINS SINCE 2001

| | | | |
|--------------|---|-------------|---|
| New England | 8 | Denver | 5 |
| Indianapolis | 7 | Dallas | 5 |
| Pittsburgh | 6 | Tennessee | 4 |
| Philadelphia | 5 | N.Y. Giants | 4 |
| Seattle | 5 | Baltimore | 4 |
| Green Bay | 5 | | |



BILL BELICHICK NEWS & NOTES

THE HEAD COACH

Overall Record: 160-95 (.627)
Regular Season: 145-91 (.614)
Postseason: 15-4 (.789)
With Patriots overall: 123-50 (.711)
Overall since 2001: 118-39 (.752)
Super Bowl Titles: 5 (86, 90, 01, 03, 04)
Conf. Titles: 7 (86, 90, 96, 01, 03, 04, 07)
Division Titles: 13 (75, 78, 86, 89, 90, 96, 98, 01, 03, 04, 05, 06, 07)



Bill Belichick is the only head coach in NFL history to win three Super Bowl titles in a four-year span. He spent 20 years as an assistant coach in the NFL and this is his 15th season as a head coach. According to the Elias Sports Bureau, he is the only man in NFL history to serve 20 or more seasons as an assistant coach and at least 15 seasons as a head coach. Over a 100-game span from 2003-08, Belichick directed the team to an 82-18 record, marking the best 100-game span for any team in NFL history. In the 2007 season, Belichick led the Patriots to the fourth undefeated and untied regular season in the NFL's 88-year history and the first since the NFL established a 16-game schedule in 1978. He has led the Patriots to the Super Bowl four times in the last eight seasons and has produced six division championships in the last eight seasons, including five straight from 2003-07. Belichick's Patriots teams own the all-time NFL records for consecutive total victories (21 from 2003-04), consecutive regular-season victories (21 from 2006-08) and consecutive playoff victories (10 from 2001-05). Belichick owns the second-best postseason record in NFL history (15-4) and is the winningest NFL head coach since 2001 (118-39). From 2003-04, he directed the Patriots to back-to-back Super Bowl titles while posting consecutive 17-win campaigns. Belichick has spent more seasons in the league than any other current NFL head coach, and in that time has been a part of five Super Bowl championship teams. His overall record of 123-50 with the Patriots gives him the most victories and the best winning percentage of any head coach in franchise history.

ELITE COMPANY

Bill Belichick is one of nine NFL head coaches to win three or more championships since the league began postseason play in 1933. With the Patriots' victory in Super Bowl XXXIX, Belichick joined an exclusive club in which each of the eight other members has been enshrined in the Pro Football Hall of Fame.

HEAD COACHES WITH THREE OR MORE NFL TITLES

(Listed alphabetically)

| Head Coach | Championship Team(s) |
|-----------------------|--------------------------------|
| Bill Belichick | New England Patriots |
| Paul Brown | Cleveland Browns |
| Weeb Ewbank | Baltimore Colts, New York Jets |
| Joe Gibbs | Washington Redskins |
| George Halas | Chicago Bears |
| Curly Lambeau | Green Bay Packers |
| Vince Lombardi | Green Bay Packers |
| Chuck Noll | Pittsburgh Steelers |
| Bill Walsh | San Francisco 49ers |

BELICHICK'S PATRIOTS RENAISSANCE

Any successful project requires a sound plan and once head coach Bill Belichick implemented his design on the Patriots, his approach has given him the best record of any NFL head coach who has coached at least 40 games since 2001.

NFL COACHES' RECORDS SINCE 2001

| Coach | Team | W | L | Pct. |
|-----------------------|-----------|------------|-----------|-------------|
| Bill Belichick | NE | 118 | 39 | .752 |
| Tony Dungy | TB/IND | 101 | 41 | .711 |
| Wade Phillips | ATL/DAL | 32 | 16 | .667 |
| Bill Cowher | PIT | 70 | 35 | .665 |
| Mike Tomlin | PIT | 31 | 17 | .649 |
| Andy Reid | PHI | 97 | 56 | .633 |
| Mike Martz | STL | 46 | 29 | .613 |

BELICHICK WINS 100th REGULAR-SEASON GAME WITH PATRIOTS

The Patriots' victory over Oakland on Dec. 14, 2008 was Bill Belichick's 100th regular-season victory as Patriots head coach. His 100th victory came in his 142nd regular-season game as head coach only three NFL coaches have won their 100th game with a team in fewer tries – Oakland's John Madden (136 games), Miami's Don Shula (137) and Cleveland's Paul Brown (138).

AMONG THE GREATS

Coach Belichick has recorded 160 career wins and is one of 15 coaches in NFL history to win 160 or more games. Belichick owns a career winning percentage of .627, which is tied for fifth all-time, behind George Halas (.682), Don Shula (.666), Curly Lambeau (.630) and Joe Gibbs (.629).

TOP WINNING PERCENTAGE AMONG HEAD COACHES WITH AT LEAST 150 WINS (INCL. POSTSEASON)

| Head Coach | Team(s) | Years | W | L | T | Pct. |
|-----------------------|---------------|---------------------------|------------|-----------|----------|-------------|
| George Halas | CHI | 1920-29,33-41,46-55,58-67 | 324 | 151 | 31 | .682 |
| Don Shula | BAL/MIA | 1963-95 | 347 | 173 | 6 | .666 |
| Curly Lambeau | GB/CHC/WAS | 1921-53 | 229 | 134 | 22 | .630 |
| Joe Gibbs | WAS | 1981-92,04-07 | 171 | 101 | 0 | .629 |
| Bill Belichick | CLV/NE | 1991-95,00-09 | 160 | 95 | 0 | .627 |

NOTE: Winning percentage calculated using current NFL rules, counting a tie as a half-win, half-loss.

SUPER SUCCESS

Bill Belichick is one of just four head coaches to win three Super Bowl championships. Belichick is the only coach to win three Super Bowls in the post-1993 salary cap era.

MOST SUPER BOWL VICTORIES

| Head Coach | Team | Titles | Seasons |
|-----------------------|-----------|----------|-------------------------|
| Chuck Noll | PIT | 4 | 1974, 1975, 1978, 1979 |
| Bill Belichick | NE | 3 | 2001, 2003, 2004 |
| Joe Gibbs | WAS | 3 | 1982, 1987, 1991 |
| Bill Walsh | SF | 3 | 1981, 1984, 1988 |

NOTE: Sorted by most recent championship. Super Bowls have determined NFL champion since 1966.

PLAYOFF SUCCESS

Coach Belichick has won 15 career playoff games, a total that is the fifth-highest by a head coach in NFL history.

MOST PLAYOFF WINS BY AN NFL HEAD COACH

| Coach | Team(s) | Wins |
|-----------------------|---|-----------|
| Tom Landry | Dallas Cowboys | 20 |
| Don Shula | Baltimore Colts, Miami Dolphins | 19 |
| Joe Gibbs | Washington Redskins | 17 |
| Chuck Noll | Pittsburgh Steelers | 16 |
| Bill Belichick | Cleveland Browns, New England Patriots | 15 |

POSTSEASON PROWESS

Bill Belichick is the second winningest head coach in NFL playoff history, trailing only the legendary Vince Lombardi, whose name is emblazoned on the Super Bowl trophy.

BEST POSTSEASON RECORDS IN NFL HISTORY

| Head Coach | Team(s) | W | L | Pct. |
|-----------------------|---------------|-----------|----------|-------------|
| Vince Lombardi | GB/WAS | 9 | 1 | .900 |
| Bill Belichick | CLE/NE | 15 | 4 | .789 |

TOPS IN TEAM HISTORY

Bill Belichick is the most successful head coach in Patriots history. He has recorded more wins (123) and a higher winning percentage (.711) than any of the 13 previous head coaches.

WINNINGEST HEAD COACHES IN PATRIOTS HISTORY

| Coach | Years | Career Winning Pct. | Overall W-L-T | Playoff W-L |
|-----------------------|----------------|---------------------|-----------------|-------------|
| Bill Belichick | 2000-09 | .711 | 123-50-0 | 14-3 |
| Raymond Berry | 1984-89 | .554 | 51-41-0 | 3-2 |
| Pete Carroll | 1997-99 | .549 | 28-23-0 | 1-2 |
| Ron Meyer | 1982-84 | .529 | 18-16-0 | 0-1 |



QB Tom Brady News & Notes

RECORDING SUCCESS

Tom Brady has quarterbacked the Patriots to victories in 94 of his 123 career regular-season starts, compiling a .764 winning percentage and giving him the best record of any quarterback in the Super Bowl Era (since 1966). Including his 14-3 record in the playoffs, he is 108-32 (.771) as a starter.



TOP WINNING PERCENTAGES IN SUPER BOWL ERA

(Since 1966, Minimum 50 Starts, Regular Season Only)

| Player | Team(s) | Years | W | L | T | Pct. |
|------------------|-----------|----------------|-----------|-----------|----------|-------------|
| Tom Brady | NE | 2000-09 | 94 | 29 | 0 | .764 |
| Roger Staubach | DAL | 1969-79 | 85 | 29 | 0 | .746 |
| Joe Montana | SF/KC | 1979-94 | 117 | 47 | 0 | .713 |

ACTIVE QUARTERBACKS WINNING PERCENTAGE

Minimum 32 Starts (two full seasons), Regular Season Only

| Quarterback | Team(s) | W | L | T | Pct. |
|--------------------|-----------|-----------|-----------|----------|-------------|
| Tom Brady | NE | 94 | 29 | 0 | .764 |
| Philip Rivers | SD | 35 | 11 | 0 | .761 |
| Ben Roethlisberger | PIT | 45 | 21 | 0 | .682 |
| Peyton Manning | IND | 118 | 55 | 0 | .682 |

ON PACE FOR 4,851 PASSING YDS AND 29 TDS

Tom Brady currently has 3,638 passing yards through 12 games, putting him on pace for a career-high 4,851 passing yards. He is now tied in team history with Drew Bledsoe with seven seasons of 3,000 or more yards. If Brady goes over 4,000 yards it would give him his third season with over 4,000 passing yards. Bledsoe and Brady are currently tied with two 4,000-yard seasons.

Brady has 22 touchdown passes through the first 12 games, putting him on pace for 29 touchdown passes. If he can get 30 touchdown passes it will mark his second season of 30 or more touchdowns. He set an NFL record with 50 touchdown passes in 2007. Brady has thrown for 25 or more touchdowns in a single season four times.

TOM BRADY'S RECORD AS A STARTER

| | Reg. Season | Playoffs | Total |
|-----------------|--------------|-------------|---------------|
| Overall: | 94-29 | 14-3 | 108-32 |
| Home: | 52-10 | 8-0 | 60-10 |
| Road: | 42-19 | 6-3* | 48-22* |

By Yardage Total

| | | | |
|----------------|-------|-----|-------|
| Less than 200: | 21-11 | 3-0 | 24-11 |
| 200-299: | 47-14 | 9-2 | 56-16 |
| 300 or more: | 26-4 | 2-1 | 28-5 |

Other Records

| | | | |
|------------------------|------|------|-------|
| On Artificial Turf: | 43-4 | 4-1 | 47-5 |
| Temp. Below 40: | 20-3 | 8-0 | 28-3 |
| Thanksgiving or later: | 34-8 | 14-3 | 48-11 |
| Leading at Halftime: | 74-6 | 10-2 | 84-8 |
| Leading after 3 Qtrs: | 77-4 | 9-2 | 86-6 |
| Overtime: | 6-1 | 1-0 | 7-1 |
| Final margin <7 pts: | 26-5 | 6-2 | 32-7 |
| Final margin <4 pts: | 16-7 | 6-1 | 22-8 |
| Passer rating >100.0: | 48-3 | 6-0 | 54-3 |

*-Includes three Super Bowls at neutral sites

WINNINGEST COACH/QB TANDEM

Bill Belichick and Tom Brady are 94-29 (.764) as a head coach-starting quarterback tandem, marking the best winning percentage of any coach-quarterback tandem since the 1970 AFL-NFL Merger. In the playoffs, the tandem is 14-3 (.824), for an overall record of 108-32 (.771).

WINNINGEST COACH/QB TANDEM SINCE 1970

(Regular Season Only)

| Quarterback/Head Coach | Team | W | L | T | Pct. |
|---------------------------------|-----------|-----------|-----------|----------|-------------|
| Tom Brady/Bill Belichick | NE | 94 | 29 | 0 | .764 |
| Ken Stabler/John Madden | OAK | 60 | 19 | 1 | .756 |
| Jim McMahon/Mike Ditka | CHI | 46 | 15 | 0 | .754 |
| Peyton Manning/Tony Dungy | IND | 73 | 24 | 0 | .753 |

BRADY HAS SEVEN 300-YARD GAMES

Brady has seven 300-yard games in 2009. He had a streak of five consecutive 300-yard games snapped at New Orleans. Brady set a team record with eight 300-yard games in 2007. The NFL record for most 300-yard games in a single-season is 10 by Rich Gannon (2002) and Drew Brees (2008).

BRADY IS PATRIOTS ALL-TIME LEADING PASSER

Tom Brady passed Drew Bledsoe on an 11-yard completion to Sam Aiken in the third quarter of the New Orleans (11/30) game to become the Patriots all-time passing leader.

PATRIOTS ALL-TIME LEADING PASSERS

| Player | YEARS | ATT | COMP | YARDS |
|------------------|----------------|--------------|--------------|---------------|
| Tom Brady | 2000-09 | 4,111 | 2,602 | 30,084 |
| Drew Bledsoe | 1993-01 | 4,518 | 2,544 | 29,657 |
| Steve Grogan | 1975-90 | 3,593 | 1,879 | 26,886 |

BRADY REACHES 30,000 YARD MILESTONE

Brady became the 31st player in NFL history to reach 30,000 passing yards with his performance at Miami (12/6).

BRADY HAS 3 TD PASSES OF 80 OR MORE YARDS

Brady's 81-yard TD pass to WR Sam Aiken is his third pass of 80 or more yards and the third longest of his career, behind his 91-yard TD pass to WR David Patten at Ind. (10/21/01) and an 82-yard TD pass to WR Troy Brown at Miami (10/19/03).

200 TOUCHDOWNS

Brady became the 27th player in NFL history to reach 200 touchdowns with his 36-yard touchdown pass to TE Chris Baker in the fourth quarter of the Atlanta game (9/27). Brady reached the milestone in a short period of time. His 219 career NFL touchdowns are 20th on the NFL list.

NFL RECORD BOOK / FASTEST TO 200 TOUCHDOWN PASSES

| Games | Player | Team(s) | NFL Debut | 200th TD |
|------------|------------------|--------------------|-----------------|-----------------|
| 89 | Dan Marino | Miami | 09/19/83 | 09/17/89 |
| 106 | Peyton Manning | Indianapolis | 09/06/98 | 11/21/04 |
| 107 | Brett Favre | Atlanta/Green Bay | 10/27/91 | 11/15/98 |
| 116 | Tom Brady | New England | 11/23/00 | 09/27/09 |
| 121 | Johnny Unitas | Baltimore Colts | 1956 | 1963 |

BRADY'S COMEBACKS

Tom Brady has engineered 29 career game-winning performances to lead his team to a victory from a fourth-quarter deficit or tie. He has accomplished the feat 23 times in the regular season and six times in the playoffs.

TOM BRADY'S GAME-WINNING PERFORMANCES (29)

| Date | Opp. | Time Remaining | | | Passing Statistics^ | | | | | Final |
|----------|--------|----------------|---------|-----|---------------------|-----|----|-----|----------|-------|
| | | Score | in Reg. | Att | Cmp | Yds | TD | Int | | |
| 09/14/09 | BUF | 13-24 | 5:32 | 11 | 13 | 112 | 2 | 0 | 25-24 | |
| 12/29/07 | at NYG | 23-28 | 15:00 | 12 | 8 | 130 | 1 | 0 | 38-35 | |
| 12/03/07 | at BAL | 17-24 | 14:25 | 17 | 7 | 113 | 1 | 0 | 27-24 | |
| 11/25/07 | PHI | 24-28 | 15:00 | 16 | 11 | 109 | 0 | 0 | 31-28 | |
| 11/04/07 | at IND | 10-20 | 9:42 | 10 | 8 | 144 | 2 | 0 | 24-20 | |
| 01/14/07 | at SD* | 13-21 | 8:35 | 14 | 9 | 122 | 1 | 1 | 24-21 | |
| 12/03/06 | DET | 13-21 | 13:07 | 15 | 14 | 101 | 0 | 0 | 28-21 | |
| 11/26/06 | CHI | 10-10 | 14:46 | 7 | 6 | 98 | 1 | 0 | 17-13 | |
| 11/13/05 | at MIA | 15-16 | 2:53 | 2 | 2 | 76 | 1 | 0 | 23-16 | |
| 10/30/05 | BUF | 7-16 | 10:07 | 4 | 4 | 69 | 0 | 0 | 21-16 | |
| 10/09/05 | at ATL | 28-28 | 3:52 | 2 | 2 | 17 | 0 | 0 | 31-28 | |
| 09/25/05 | at PIT | 10-13 | 14:19 | 12 | 12 | 167 | 0 | 0 | 23-20 | |
| 02/06/05 | PHI** | 14-14 | 15:00 | 4 | 2 | 33 | 0 | 0 | 24-21 | |
| 10/03/04 | at BUF | 17-17 | 15:00 | 4 | 2 | 8 | 1 | 0 | 31-17 | |
| 02/01/04 | CAR** | 29-29 | 1:08 | 5 | 4 | 47 | 0 | 0 | 32-29 | |
| 01/10/04 | TEN* | 14-14 | 15:00 | 11 | 6 | 27 | 0 | 0 | 17-14 | |
| 11/30/03 | at IND | 31-31 | 10:21 | 6 | 3 | 31 | 1 | 0 | 38-34 | |
| 11/23/03 | at HST | 13-20 | 3:11 | 14 | 10 | 133 | 1 | 0 | 23-20 ot | |
| 11/03/03 | at DEN | 23-26 | 2:51 | 4 | 5 | 58 | 1 | 0 | 30-26 | |
| 10/19/03 | at MIA | 13-13 | 15:00 | 10 | 7 | 147 | 1 | 0 | 19-13 ot | |
| 10/05/03 | TEN | 24-27 | 4:40 | 1 | 1 | 15 | 0 | 0 | 38-30 | |
| 12/29/02 | MIA | 13-24 | 4:59 | 13 | 8 | 69 | 1 | 0 | 27-24 ot | |
| 11/10/02 | at CHI | 19-30 | 5:16 | 14 | 9 | 116 | 2 | 0 | 33-30 | |
| 09/22/02 | KC | 38-38 | 0:00 | 5 | 4 | 46 | 0 | 0 | 41-38 ot | |
| 02/03/02 | STL** | 17-17 | 1:21 | 8 | 5 | 53 | 0 | 0 | 20-17 | |
| 01/19/02 | OAK* | 3-13 | 15:00 | 27 | 20 | 138 | 0 | 0 | 16-13 ot | |
| 12/16/01 | at BUF | 6-9 | 5:57 | 13 | 9 | 116 | 0 | 0 | 12-9 ot | |
| 12/02/01 | at NYJ | 14-16 | 15:00 | 7 | 6 | 56 | 0 | 0 | 17-16 | |
| 10/14/01 | SD | 16-26 | 8:48 | 18 | 13 | 130 | 1 | 0 | 29-26 ot | |

^-Statistics are from the time noted until the end of the game * Divisional Playoffs ** Super Bowl



WR RANDY MOSS NEWS & NOTES

MOSS: ALL-TIME LEADER IN RECEPTIONS PER TD

Over his 11-year NFL career, Randy Moss has averaged one touchdown for every 6.33 receptions, a total that is the best in NFL history among any receiver with at least 500 receptions. Moss has caught 144 touchdowns out of 911 career receptions. He is ahead of Lance Alworth, who played 11 seasons for San Diego and Dallas from 1962-72, caught 85 touchdowns out of 542 career receptions for an average of one score every 6.38 receptions.



ALL-TIME NFL LEADERS / RECEPTIONS PER TOUCHDOWN

(Minimum 500 career receptions)

| Player | Team(s) | Years | Rec | TD | Rec/TD |
|-------------------|-------------------|------------------|------------|------------|-------------|
| Randy Moss | MIN/OAK/NE | 1998-2009 | 911 | 144 | 6.33 |
| Lance Alworth | SD/DAL | 1962-1972 | 542 | 85 | 6.38 |
| Nat Moore | MIA | 1974-1986 | 510 | 74 | 6.89 |
| Mark Clayton | MIA/GB | 1983-1993 | 582 | 84 | 6.93 |
| Terrell Owens | SF/PHI/DAL/BUF | 1996-2009 | 979 | 141 | 6.94 |
| Don Maynard | NYG/NYJ/STL | 1958,60-73 | 633 | 88 | 7.19 |

MOSS IS NFL'S PREMIER TD RECEIVER

Since entering the NFL in 1998, Randy Moss has caught 144 touchdown passes, more than any other player over that span. Since joining the Patriots via trade prior to the 2007 season, Moss has caught 43 touchdowns – also the best in the league over that span. In terms of overall touchdowns (rushing, receiving and returning), Moss has totaled 145 scores since entering the league in 1998 (144 via reception and one via punt return), a tally that ranks second only to LaDainian Tomlinson (150 touchdowns) over that span. Last season, Moss's 11 touchdown receptions led the AFC and tied for third in the NFL.

NFL TOUCHDOWN RECEPTION LEADERS SINCE MOSS JOINED THE PATRIOTS IN 2007

| Player | Team(s) | Rec | Yds | TD |
|-------------------|-----------|------------|--------------|-----------|
| Randy Moss | NE | 235 | 3,559 | 43 |
| Larry Fitzgerald | ARZ | 279 | 3,809 | 32 |
| Terrell Owens | DAL/BUF | 193 | 3,097 | 28 |
| Reggie Wayne | IND | 269 | 3,690 | 25 |
| Anquan Boldin | ARI | 223 | 2,654 | 24 |
| Marques Colston | NO | 195 | 2,816 | 24 |
| Greg Jennings | GB | 186 | 3,011 | 24 |

NFL TOUCHDOWN RECEPTION LEADERS SINCE MOSS ENTERED THE NFL IN 1998

| Player | Team(s) | Rec | Yds | TD |
|-------------------|-------------------|------------|---------------|------------|
| Randy Moss | MIN/OAK/NE | 911 | 14,259 | 144 |
| Terrell Owens | SF/PHI/DAL/BUF | 899 | 13,356 | 130 |
| Marvin Harrison | IND | 965 | 12,878 | 114 |
| Tony Gonzalez | KC/ATL | 952 | 11,310 | 79 |
| Hines Ward | PIT | 872 | 10,702 | 78 |
| Torry Holt | STL/JAX | 913 | 13,250 | 74 |

MOSS 6TH ON NFL'S ALL-TIME TD LIST

Moss is tied for fourth on the all-time in career touchdowns with 145, behind active RB LaDainian Tomlinson.

NFL'S ALL-TIME TOUCHDOWN LEADERS

| Rk | Player | Season | TD |
|-----------|----------------------|----------------------|-----------------------|
| 1 | Jerry Rice | 1985-2004(20) | 208 |
| 2 | Emmitt Smith | 1990-2004(15) | 175 |
| 3 | LaDainian Tomlinson* | 2001-2009(9) | 150 |
| 4T | Marcus Allen | 1982-1997(16) | 145 |
| 4T | Terrell Owens* | 1996-2009(14) | 145 |
| 4T | Randy Moss* | 1998-2009(12) | 145 |
| 7 | Marshall Faulk | 1994-2005(12) | 136 (*Active Players) |

MOSS HAS 10TH CAREER 10-CATCH GAME

Moss had 10 catches in the win vs. Atlanta (9/27), making it his 10th game with 10 or more catches. The 10-catch performance was Moss's second of 2009 – he tied a career high with 12 catches in the season-opener vs. Buffalo (9/14). Moss now has three 10-catch games with New England.

MOSS AMONG ALL-TIME LEADERS

Randy Moss is among the NFL's all-time leaders in two major receiving categories – career touchdown receptions and receiving yards per game. In his 10-plus seasons, Moss has caught 144 touchdown passes and is one of just three receivers in NFL history to break the 140-touchdown mark. Additionally, Moss has averaged 78.5 receiving yards per game during his career, a mark that ranks first in NFL history.

NFL ALL-TIME LEADERS / RECEIVING TOUCHDOWNS

| Player | Years | Team(s) | TDs |
|-------------------|------------------|-------------------|------------|
| Jerry Rice | 1985-2004 | SF/OAK/SEA | 197 |
| Randy Moss | 1998-2009 | MIN/OAK/NE | 144 |
| Terrell Owens | 1996-2009 | SF/PHI/DAL/BUF | 142 |
| Cris Carter | 1987-2002 | PHI/MIN/MIA | 130 |
| Marvin Harrison | 1996-2008 | IND | 128 |

NFL ALL-TIME LEADERS / RECEIVING YARDS PER GAME

(Minimum 100 Games Played)

| Player | Years | Team(s) | Gms | Yds | Yd/G |
|-------------------|------------------|-------------------|------------|---------------|-------------|
| Randy Moss | 1998-2009 | MIN/OAK/NE | 182 | 14,259 | 78.3 |
| Torry Holt | 1999-2009 | STL/JAX | 170 | 13,250 | 77.9 |
| Marvin Harrison | 1996-2008 | IND | 190 | 14,580 | 76.7 |
| Jerry Rice | 1985-2004 | SF/OAK/SEA | 303 | 22,895 | 75.6 |

NFL ALL-TIME LEADERS / 100-YARD RECEIVING GAMES

| Player | Team(s) | Years | Gms |
|-------------------|-------------------|------------------|-----------|
| Jerry Rice | SF/OAK/SEA | 1985-2004 | 76 |
| Randy Moss | MIN/OAK/NE | 1998-2009 | 64 |
| Marvin Harrison | IND | 1996-2008 | 59 |

NFL ALL-TIME LEADERS / GAMES WITH 2+ TD REC.

| Player | Team(s) | Years | Gms |
|-------------------|-------------------|------------------|-----------|
| Jerry Rice | SF/OAK/SEA | 1985-2004 | 44 |
| Randy Moss | MIN/OAK/NE | 1998-2009 | 34 |
| Terrell Owens | SF/PHI/DAL/BUF | 1996-2009 | 30 |
| Marvin Harrison | IND | 1996-2008 | 29 |

MOSS REACHES 1,000 YARDS FOR TENTH TIME

Randy Moss reach 1,000 receiving yards for the third straight season and the 10th time in his career at Miami and now has 1,058 receiving yards for the year. He joined Jerry Rice (14 seasons) as the only players in NFL history with 10 1,000 receiving seasons. Moss is on pace for 1,411 receiving yards. That would mark his fifth season over 1,400 receiving yards.

MOSS MOVING UP ALL-TIME LISTS

Moss has 68 receptions in 2009 and became just the 11th NFL player to reach 900 receptions. He is 11th on the NFL's all-time reception list with 911 career receptions. He is one of 23 players to have at least 800 receptions.

MOSS MOVING UP ALL-TIME LISTS

Randy Moss currently ranks sixth on the NFL's all-time receiving yards list with 14,259 receiving yards. He is one of 12 players in NFL history to total at least 13,000 receiving yards and one of just seven to reach 14,000 yards. Moss moved into the top 10 on the NFL's receiving yardage list on Dec. 14, 2008 at Oakland.

NFL ALL-TIME LEADERS / RECEIVING YARDS

| Rk | Player | Team(s) | Years | Yards |
|----------|-------------------|--------------------|------------------|---------------|
| 1 | Jerry Rice | SF/OAK/SEA | 1985-2004 | 22,895 |
| 2 | Isaac Bruce | STL/SF | 1994-2009 | 15,208 |
| 3 | Tim Brown | OAK/TB | 1988-2004 | 14,934 |
| 4 | Terrell Owens | SF/PHI/DAL/BUF | 1996-2009 | 14,812 |
| 5 | Marvin Harrison | IND | 1996-2008 | 14,580 |
| 6 | Randy Moss | MIN/OAK/NE | 1998-2009 | 14,259 |
| 7 | James Lofton | GB/OAK/BUF/STL/PHI | 1978-1993 | 14,004 |
| 8 | Cris Carter | PHI/MIN/MIA | 1987-2002 | 13,899 |
| 9 | Henry Ellard | LA(N)/WAS/NE | 1983-1998 | 13,777 |
| 10 | Torry Holt | STL/JAX | 1999-2009 | 13,250 |

MOSS GOES LONG

Moss had a 55-yard reception and a 63-yd TD reception at Ind. (11/5). It was the fourth time in his career that he has had two or more 50-yard receptions in the same game. His best game was when he had three 50-yd touchdowns (51, 56 and 56) (11-26-98)



WR Wes Welker News & Notes

WELKER LEADS NFL IN RECEPTIONS SINCE 2007

Wes Welker leads the NFL with 318 receptions since the start of 2007. In 2007, he set a Patriots franchise record with 112 receptions, tying him for the NFL lead and setting a league record for most receptions in a player's first season with a new team. In 2008, he nearly replicated that feat, with his 111 receptions placing second in the NFL.



Welker joined the Patriots in a trade with the Miami Dolphins prior to the 2007 season and since then is the NFL's leading receiver. He is the first player to reach 300 receptions in his first 40 games with a new team.

2007-PRESENT NFL RECEPTION LEADERS

| Player | Team | Rec. | Yds | TD |
|---------------------|-----------|------------|--------------|-----------|
| Wes Welker | NE | 318 | 3,393 | 15 |
| Larry Fitzgerald | ARZ | 279 | 3,809 | 32 |
| Brandon Marshall | DEN | 271 | 3,398 | 20 |
| Reggie Wayne | IND | 269 | 3,690 | 25 |
| T.J. Houshmandzadeh | CIN/SEA | 265 | 2,716 | 19 |
| Tony Gonzalez | KC/ATL | 264 | 2,968 | 20 |

WELKER AVERAGING 7.6 CATCHES A GAME

Wes Welker is averaging 7.6 receptions per game since joining New England in 2007. His 7.6 average is the highest in the NFL during that time.

MOST RECEPTIONS PER GAME SINCE 2007

(Minimum -20 games)

| Player | Team | Average |
|---------------------|-----------------------------|------------|
| Wes Welker | New England Patriots | 7.6 |
| Andre Johnson | Houston Texans | 6.6 |
| Larry Fitzgerald | Arizona Cardinals | 6.5 |
| Anquan Boldin | Arizona Cardinals | 6.4 |
| Brandon Marshall | Denver Broncos | 6.3 |
| T.J. Houshmandzadeh | Seattle/Cincinnati | 6.2 |

WELKER ON PACE FOR 133 CATCHES IN 2009

Welker leads the NFL with 95 receptions, despite missing two games due to injury. He is averaging 9.5 receptions in the 10 games he has played. If he keeps that pace he will finish the season with a Patriots record of 133 catches, breaking the old mark of 112 he set in 2007. A total of 133 receptions would rank second in NFL history to Marvin Harrison's record of 143.

Welker has had six or more receptions in 24 of his last 26 regular-season games. He has 16 games with nine or more catches since joining the Patriots. His 16 games with nine or more catches are the most in Patriots history, topping Ben Coates' mark of 10.

MOST RECEPTIONS IN A SEASON

| Player | Team | Year | Receptions |
|-----------------|--------------|------|------------|
| Marvin Harrison | Indianapolis | 2002 | 143 |
| Herman Moore | Detroit | 1995 | 123 |

WELKER LEADS NFL IN YARDS AFTER CATCH

Welker leads the NFL in yards after the catch since joining the Patriots in 2007.

MOST YARDS AFTER THE SINCE 2007

| Player | Team | Yards After the Catch |
|--------------------|-----------------------------|-----------------------|
| Wes Welker | New England Patriots | 1,848 |
| Brian Westbrook | Philadelphia Eagles | 1,359 |
| Maurice Jones-Drew | Jacksonville Jaguars | 1,283 |

WELKER SETS CAREER HIGHS AGAINST JETS

Welker had 15 rec. for 192 yards against the Jets (11/22), setting the record for most catches in a non overtime game. Welker's stats top his previous best of 13 catches vs. Philadelphia (11/25/07) and 150 yards vs. Ten (10/18/09).

MOST RECEPTIONS IN A GAME IN PATRIOTS HISTORY

| Rec. Player | Date | Opp | W/L | Score |
|-------------|-------------------|-----------------|----------------|----------------|
| 16 | Troy Brown | 09/22/02 | vs. KC | W 41-38 (ot) |
| 15 | Wes Welker | 11/22/09 | vs. NYJ | W 31-14 |

WELKER HAS 3RD BEST RECEIVING TOTALS IN PATRIOTS HISTORY

Welker totaled 192 receiving yards against the Jets (11/22), the third-best single game receiving yard total in the 50-year history of the Patriots.

MOST RECEIVING YARDS IN A GAME IN PATS HISTORY

| Yds. Player | Date | Opp | W/L | Score |
|-------------|-------------------|-----------------|----------------|----------------|
| 214 | Terry Glenn | 10/03/99 | at CLE | W 19-7 |
| 193 | Terry Glenn | 12/06/98 | at PIT | W 23-9 |
| 192 | Wes Welker | 11/22/09 | vs. NYJ | W 31-14 |

WELKER GOES OVER 10 REC. FOR 5TH TIME IN 2009; 9TH TIME IN HIS CAREER

Welker finished with 10 receptions for 167 yards at Miami (12/6). He now has five games in 2009 with 10 or more catches and nine games in his career with 10 or more catches. The NFL record for most 10-plus reception games in a season is seven, set by Houston's Andre Johnson in 2008.

PATRIOTS MOST GAMES WITH 10-PLUS CATCHES

| Player | Number of 10-plus receptions games |
|-------------------|------------------------------------|
| Wes Welker | 9 |
| Ben Coates | 5 |
| Troy Brown | 5 |

WELKER SET TO GO OVER 100 RECEPTIONS

With 95 receptions, Welker is set to go over 100 receptions for the third consecutive season after finishing with 112 in 2007 and 111 in 2008. Welker can join Marvin Harrison (4), Jerry Rice (3), and Herman Moore (3) as the only players to catch 100 passes in three consecutive seasons.

WELKER PILES UP YARDS

Wes Welker (1,175 in 2007 and 1,165 in 2008) joined Randy Moss to become the first Patriots players with back-to-back 1,000-yard receiving seasons and stretched that to three straight seasons after breaking the 1,000-yard mark last week at Miami. Welker's 1,165 yards in 2008 rank sixth on the Patriots' all-time single-season list. In 2007, Welker totaled 1,175 receiving yards – a performance that ranked fourth in team history. In the franchise's 50-year history, there have been 13 single-season performances of 1,000 receiving yards and Welker owns three of them.

PATRIOTS SINGLE-SEASON RECEIVING YARD LEADERS

| Player | Season | Yds | Rec. | TD |
|-------------------|-------------|-------------|------------|-----------|
| Randy Moss | 2007 | 1493 | 98 | 23 |
| Stanley Morgan | 1986 | 1491 | 84 | 10 |
| Troy Brown | 2001 | 1199 | 101 | 5 |
| Wes Welker | 2007 | 1175 | 112 | 8 |
| Ben Coates | 1994 | 1174 | 96 | 7 |
| Wes Welker | 2008 | 1165 | 111 | 3 |

WELKER'S ROUTE TO THE NFL

Despite being named the Oklahoma football player of the year by both the *USA Today* and the *Daily Oklahoman*, Wes Welker's only scholarship offer came from Texas Tech, and only after a player that committed to Texas Tech backed out.

"I was thinking I'd get a scholarship somewhere," Welker said. "When it didn't happen when it was supposed to I was pretty hurt by it."

Welker had an impressive collegiate career, accumulating 259 receptions and eight punts returned for touchdowns. He even won a national award as the best special teams player in the country. Despite those accolades, he was passed over in the 2004 NFL draft and signed with San Diego as a free agent. He made the team, then was cut after the first game. He signed with Miami soon after and was used just on special teams. He caught New England's eye with a 71-yard punt return on Monday Night Football in a game against the Patriots. He was acquired by the Patriots in a trade with Miami in 2007.

WELKER GOES OVER 100 YARDS


Welker has four 100-yard games in 2009 and 12 for his career. His career high for most 100-yd games in a season is four in 2007, 2008 and 2009.



PATRIOTS NEWS & NOTES

KEVIN FAULK IS HIGH ON THE CHARTS

Kevin Faulk has filled various roles since joining the team in 1999. He is the Patriots all-time leader in all-purpose yards with 12,014. He ranks fifth in rushing (3,399), fourth in receptions (414), eighth in pass receiving yards (3,585), 21st in scoring (194), sixth in total punt return yards (932) and first in kickoff return yards (4,098). Faulk owns the longest non-touchdown kickoff return in team history when he covered 95 yards on a return against the New York Jets (11/15/99).



PATRIOTS LEADERS / ALL-PURPOSE YARDS ALL-TIME

| Player | Years | ALL-PURPOSE YARDS |
|----------------|---------|-------------------|
| Kevin Faulk | 2001-09 | 12,014 |
| Stanley Morgan | 1977-89 | 11,468 |
| Troy Brown | 2001-07 | 11,053 |
| Irving Fryar | 1984-92 | 8,184 |

He is one of just six NFL players this decade to total 3,000 rushing yards and 3,000 receiving yards. (Tiki Barber, Brian Westbrook, Marshall Faulk, Michael Pittman and LaDanian Tomlinson).

MOST PRODUCTIVE PATRIOT SINCE 2001

Faulk has more total yards from scrimmage than any other Patriots player since 2001. Faulk has totaled 5,624 yards from scrimmage (2,602 rushing and 3,022 receiving). His overall total of 6,984 scrimmage yards ranks fourth in team history.

PATRIOTS LEADERS / YDS FROM SCRIMMAGE ALL-TIME

| Player | Years | Rush-Yd | Rec.-Yd | Yd/Scrim. |
|----------------|-----------|-----------|-----------|-----------|
| Stanley Morgan | 1977-1989 | 21-127 | 534-10352 | 10479 |
| Sam Cunningham | 1973-1982 | 1385-5453 | 210-1905 | 7359 |
| Tony Collins | 1981-1987 | 1191-4647 | 261-2356 | 7003 |
| Kevin Faulk | 2001-09 | 822-3399 | 414-3585 | 6984 |

FAULK: FRANCHISE RB RECEPTIONS LEADER

Faulk is the Patriots' all-time leader in receptions by a running back, totaling 414 career receptions. His receiving total ranks fourth on the Patriots' overall receptions list. He is the 26th running back in NFL history to reach 400 receptions.

RECEPTIONS BY PATRIOTS RUNNING BACKS

| Player | Years | Rec. |
|----------------|------------------|------|
| Kevin Faulk | 1999-2009 | 414 |
| Tony Collins | 1981-87 | 261 |
| Sam Cunningham | 1973-79, 1981-82 | 210 |
| Larry Garron | 1960-68 | 185 |

ACTIVE NFL RB RECEIVING LEADERS

| Rk | Player | Years | Rec.Yards. |
|----|--------------------------------|-----------|------------|
| 1 | LaDanian Tomlinson (San Diego) | 2001-09 | 3,867 |
| 2 | Brian Westbrook (Philadelphia) | 2002-09 | 3,765 |
| 3 | Kevin Faulk (New England) | 1999-2009 | 3,585 |

ELITE COMPANY

The Patriots are the fourth team in NFL history to start a season with 25,000-yard passer (Tom Brady – 30,084), a 10,000-yard receiver (Randy Moss – 14,259) and a 10,000-yard rusher (Fred Taylor – 11,472).

| Team | PLAYERS |
|---------------|---|
| Dallas (1998) | Aikman (26,016), E.Smith (11,234), Irvin (10,680) |
| Dallas (1999) | Aikman (28,346), E.Smith (12,566), Irvin (11,737) |
| StL (2004) | Chandler (28,021), Faulk (11,213), Bruce (10,461) |

BRADY GOES DEEP

Brady completed two 58-yard passes and an 81-yard pass at Miami (12/6). It is the first time in his career that he has completed three passes of 50 or more yards in the same game. He has five games with two 50-yard completions, including one in 2009. He completed a 63-yard touchdown and a 55-yard pass to WR Randy Moss at Indianapolis (11/15/09).

PATRIOTS ELECT FIVE SEASON CAPTAINS

The New England Patriots announced their 2009 captains prior to the start of the regular-season. Quarterback Tom Brady and WR Randy Moss will serve as offensive captains. Nose tackle Vince Wilfork and LB Jerod Mayo will serve as defensive captains. Wide receiver Sam Aiken will serve as special teams captain. The Patriots' 2009 captains were elected by their teammates.


On offense, Brady will serve as an offensive captain for the eighth straight season, having first been elected in 2002. Moss, in his third season with the Patriots after joining the team via trade in April 2007, will serve as a Patriots captain for the second straight season.

On defense, Wilfork is a captain for the second straight season, while Mayo will serve as a captain for the first time. He joined the Patriots as a first-round pick in 2008 and earned the AP Defensive Rookie of the Year award.

Aiken will serve as the Patriots' special teams captain for the first time. A special teams standout, Aiken has accumulated 71 special teams tackles during his six NFL seasons, entering the 2009 season.

ADALIUS THOMAS

Adalius Thomas has 53.0 career sacks and is one of six active linebackers with 50 or more sacks. (Joining Joey Porter, Junior Seau DeMarcus Ware, Mike Vrabel and Chike Okeafor).



ACTIVE NFL LBs WITH AT LEAST 50.0 SACKS

| Player | Years | Sacks |
|----------------------------|-----------|-------|
| Joey Porter (Pitt/Mia) | 1999-2009 | 90.0 |
| DeMarcus Ware (Dallas) | 2005-2009 | 62.5 |
| Junior Seau (SD/MIA/NE) | 1990-2009 | 56.5 |
| Mike Vrabel (NE/KC) | 1997-2009 | 56.0 |
| Adalius Thomas (Bal/NE) | 2000-2009 | 53.0 |
| Chike Okeafor (SF/SEA/ARI) | 1999-2009 | 52.0 |

PIERRE WOODS STAYS ON THE RIGHT PATH

On the field, linebacker Pierre Woods is respected for being one of the grittiest players on the Patriots. Woods emerged from an impoverished area of Cleveland and was steered away from a life of crime by the father of one his closest friends, Ted Ginn, Jr., now a Miami Dolphins wideout. Ted Ginn, Sr. explained to the *Boston Herald* that "it took a lot of conversations he didn't want to have to get him to understand. I had to be that protector for him. I had to be that flashlight so he could see that what I was telling him was true."

Woods credited Ginn, Sr. with having such a powerful impact on his life that when he won the Big Ten Championship at Michigan, he gave the ring to his father figure, Ginn, Sr. "As I grew as a young man, I learned to respect and love the man like a father," Woods said to the *Boston Herald*. As Woods celebrates his fourth season in Foxborough, he takes the opportunity to reflect, especially now as a father of three. "[My son] should never have to go through the things that I went through," he said. "But, I wouldn't want my kids to be blind to the fact that this is what happens in the inner cities in America."

LEADING IN BOTH SACKS AND INT.

Shawn Springs (2004 with Washington) Adalius Thomas (2005 with Baltimore) and Junior Seau (1997 with San Diego) are three of just six players in NFL history to lead their team in both sacks and interceptions in a season.

1997 Junior Seau (San Diego)

2002 Joey Porter (Pittsburgh)

2004 Shawn Springs (Washington)

2005 Adalius Thomas (Baltimore)

2006 Jason Taylor (Miami)


2008 Dewayne White (Detroit)



PATRIOTS NEWS & NOTES

A JUNIOR ACHIEVEMENT: SEAU WINNING STREAK

LB Junior Seau ended a streak of 24 consecutive regular-season victories in games in which he appeared with the loss at Miami last Sunday. Seau's 24 wins are tied with DT Mautly Moore of the Miami Dolphins (1972-73) for the longest personal winning streak since the merger. Seau's record stretched from two wins in November of 2006 (he finished the 2006 season on IR), 16 regular-season wins in 2007, the final four games of 2008 and the wins over Tennessee and Tampa Bay in 2009. Seau was active but did not play vs. Miami (11/8), at Indianapolis (11/15) and vs. Jets (11/22) and was inactive at New Orleans (11/30).



FRED TAYLOR AMONG NFL'S BEST

Fred Taylor ranks 15th in NFL history for most rushing yards with career totals of 2,473 carries for 11,472 yards and 64 rushing touchdowns in 144 games. He trails only San Diego's LaDainian Tomlinson (12,321) among active running backs in rushing yards. Taylor ranks among the NFL's all-time best in several categories.



| | |
|--------------------------------------|----------------------|
| Rushing yards per game (79.7) | 13 th |
| Yards from scrimmage per game (96.2) | 15 th |
| Rushes of 10-plus yards (330) | 5 th |
| Rushes of 50-plus yards (13) | 4 th |
| Yards from scrimmage (13,850) | 26 th |
| Rushing touchdowns (64) | 32 nd (t) |

TAYLOR REGISTERS 49th CAREER 100-YD GAME

Fred Taylor finished with 105 yards rushing on 21 carries in the win vs. Atlanta (9/27), recording his 49th 100-yard rushing game and his first as a Patriot. Taylor's 49 100-yard rushing games rank ninth in NFL history and second among active players.

MOST 100-YARD RUSHING GAMES/CAREER

| | |
|----------------------|----------------------|
| 1. Emmitt Smith 78 | 6. Jim Brown 58 |
| 2. Walter Payton 77 | 7. Edgerrin James 57 |
| 3. Barry Sanders 76 | 8. Curtis Martin 57 |
| 4. Eric Dickerson 64 | 9. Fred Taylor 49 |
| 5. Jerome Bettis 61 | 10. Franco Harris 47 |

TAYLOR'S AVERAGE IS HIGH

Fred Taylor ranks fifth in NFL history with a 4.6 yards per rush average among running backs with at least 10,000 yards. Below is the all-time list:

| RK | PLAYER | AVG | RK | Player | AVG |
|----|---------------|-----|----|-------------|-----|
| 1. | Jim Brown | 5.2 | 4. | Tiki Barber | 4.7 |
| 2. | Barry Sanders | 5.0 | 5. | Fred Taylor | 4.6 |
| 3. | O.J. Simpson | 4.7 | | | |

Among active NFL running backs, Taylor's 4.6-yard average trails only Minnesota's Adrian Peterson (5.0), Atlanta's Michael Turner (4.9) and San Francisco's Frank Gore (4.7) and Jacksonville's Maurice Jones-Drew (4.7).

EVEN STEPHEN

Since joining the Patriots as a fourth-round draft choice in 2006, Stephen Gostkowski has connected on 84.5 percent of his regular-season field goal (98-for-116), achieving the best field goal percentage in Patriots history.

PATRIOTS ALL-TIME LEADERS / FIELD GOAL PCT.

(Minimum 50 Attempts)

| Player | Years | FGM | FGA | Pct. |
|--------------------|---------|-----|-----|------|
| Stephen Gostkowski | 2006-09 | 98 | 116 | .845 |
| Adam Vinatieri | 1996-05 | 263 | 321 | .819 |



GOSTKOWSKI ON GOOD PACE

Gostkowski is fifth in the NFL with 98 points and is on track for 131 points. Last season, he had an NFL-best 148 points. Gino Cappelletti is the only player in franchise history with two seasons of 140 points or more (147 in 1961 and 155 in 1964).

GOSTKOWSKI ON PATRIOTS ALL-TIME LIST

Gostkowski is fourth on the All-Time PAT list and fourth on the All-Time FG list.

NEW ENGLAND PATRIOTS ALL-TIME PAT AND FG LEADERS

| ALL-TIME PAT LEADERS | | | ALL-TIME FG LEADERS | | |
|----------------------|---------|-----|---------------------|---------|-----|
| Player | Years | PAT | Player | Years | FGS |
| Adam Vinatieri | 1996-05 | 367 | Adam Vinatieri | 1996-05 | 263 |
| Gino Cappelletti | 1960-70 | 342 | Gino Cappelletti | 1960-70 | 176 |
| John Smith | 1974-83 | 308 | John Smith | 1974-83 | 128 |
| Stephen Gostkowski | 2006-09 | 191 | S. Gostkowski | 2006-09 | 98 |
| Tony Franklin | 1984-87 | 167 | Tony Franklin | 1984-87 | 93 |

MAYO IS A YOUNG LEADER

Jerod Mayo learned knowledge and discipline are the keys to success while spending afternoons with his three brothers under the supervision of their grandfather, Walter Johnson, a retired Air Force veteran of 30 years. While Mayo's mother worked two jobs, Johnson taught the boys discipline, responsibility and the value of life. Those lessons helped Mayo develop a work ethic and demeanor that has earned him the nickname of "Old Soul" from his teammates.

His leadership skills and talent helped him become only the second Patriot to be named Defensive Rookie of the Year, earning that title in 2008 to join Michael Haynes (1976). A professional off the field as well, Mayo was elected as one of the defensive captains in just his second season.

PATRIOTS FORCE TURNS

The Patriots did not force a turnover against Miami (11/8), breaking a streak of 15 straight games with a turnover. That streak had been the longest streak in the NFL. The Patriots are +9 in 2009, which is tied for fourth with Ind. and SD, behind GB (+18), NO (+15) and PHI (+12). The Patriots are +79 since 1997. Below is a turnover table since the 1997 season.

NFL TURNOVER MARGIN SINCE 1997

| Rank | Team | Turnover Margin |
|------|--------------|-----------------|
| 1. | New England | +79 |
| 2. | Kansas City | +69 |
| 3. | Jacksonville | +56 |
| 4. | Tampa Bay | +46 |

WILFORK WEARS HEART ON SLEEVE AND NECK

Defensive tackle Vince Wilfork wears No. 75 over his bulky shoulder pads. Underneath hangs a gold chain locket for those who were number one in his heart: his parents. In 2002, parents Vince and Barbara Wilfork both passed away within five months of each other, leaving the then University of Miami star without his greatest support system. His perseverance in the face of despair led him to the NFL, while off the field he became closer with his now strongest supporter, his wife Bianca, who helped him through his losses. While he has many accomplishments on the football field and will always cherish his National Championship and Super Bowl rings, his constant reminder lies closest to his heart, a picture of his late parents at their high school prom.

"I carry them with me wherever I go," Wilfork said of his parents' keepsake. "They're with me. The only regret that I have in life is that my parents are not with me today to see where I am today. But I wouldn't be anywhere today without my wife."

WELKER AND MOSS COMBINE FOR 142

Against the Jets (11/22), Wes Welker and Randy Moss combined for 20 catches in a 31-14 victory, giving the pair 142 combined receptions through 10 games to surpass the hours-old record set earlier in the day by Reggie Wayne and Dallas Clark of the Colts with 141 combined receptions. The old record was set by Chicago with Johnny Morris and Mike Ditka and Detroit's Herman Moore and Brett Perriman at 136.



PATRIOTS NEWS & NOTES

MATT LIGHT AND HIS FOUNDATION

The Light Foundation, a nonprofit founded in 2001 by Matt Light, held its signature fundraising event on, September 29 at Addieville East Farm in Mapleville, RI.

The Matt Light Celebrity Shoot-Out, now in its fifth year, offers participants the opportunity to match their shooting skills against Light, his teammates, and a host of local and national celebrities. Proceeds from the one-of-a-kind event benefit the Light Foundation, a youth-based organization that strives to install honesty, accountability and responsibility in young people through unique outdoor learning experiences that include a character development football camp, a financial literacy program offered at area schools and academic scholarships. In the eight years since the organization was founded, it has raised over \$1.2 million to support these programs.

Light wanted a unique, high-profile charity event that would raise funds and exposure for his foundation, and his love of the outdoors naturally came into play.



PATRIOTS WIN GAME NUMBER 400

The Patriots recorded the franchise's 400th all-time victory, including postseason games, with the 26-10 win over Atlanta (9/27). The 400 victories rank third among the eight original AFL teams, behind Denver and Oakland. The eight original AFL teams, including the Patriots, began play in 1960. The Patriots recorded their milestone 400th victory in their 50th season and in their 777th overall game. Since Robert Kraft purchased the team in 1994, the Patriots have 180 victories, more than any other NFL team during that span.

OVERALL VICTORY TOTAL OF ORIGINAL AFL TEAMS

| Team | W | L | T | Pct. |
|-----------------------------|------------|------------|----------|-------------|
| Oakland Raiders | 434 | 350 | 11 | .553 |
| Denver Broncos | 411 | 363 | 10 | .531 |
| New England Patriots | 405 | 372 | 9 | .521 |
| Kansas City Chiefs | 392 | 369 | 12 | .515 |
| San Diego Chargers | 381 | 385 | 11 | .497 |
| Tennessee Titans | 382 | 397 | 6 | .490 |
| Buffalo Bills | 366 | 407 | 8 | .474 |
| New York Jets | 345 | 418 | 8 | .453 |

2009 INDIVIDUAL RANKINGS

| PLAYER | NFL RK | AFC RK |
|-------------------------------|--------|--------|
| QB TOM BRADY | | |
| Passing Yards (3,638) | 2 | 2 |
| Touchdown Passes (22) | 5t | 5 |
| QB Rating (96.9) | 9 | 6 |
| WR RANDY MOSS | | |
| Receiving Yards (1,058) | 1 | 1 |
| Receptions (68) | 10 | 6 |
| Touchdown Receptions (9) | 3t | 1t |
| WR WES WELKER | | |
| Receiving Yards (1,053) | 2 | 2 |
| Receptions (95) | 1 | 1 |
| Punt Return Yards (13.9 avg.) | 2 | 1 |
| K STEPHEN GOSTKOWSKI | | |
| Field Goals Made (21) | 4t | 2t |
| Total Points (98) | 5 | 2 |
| Touchbacks (19) | 5 | 1 |

PATRIOTS HAVE SUSTAINED SUCCESS

New England is near the top regular-season victory total for any team in any NFL decade. San Francisco won 113 regular-season games during the 1990s. The Indianapolis Colts (113) tied that mark with a win last week. New England Patriots (110) is within striking distance of the all-time win mark for a decade held by the 49ers of the 1990s and the Colts.

BRADY WAS THERE FOR "THE CATCH"

In the 2003 AFC Divisional Playoff Game against Tennessee on January 10, 2004, QB Tom Brady threw for 201 yards and one touchdown, leading the Patriots to a narrow 17-14 victory en route to their second Super Bowl. That wasn't the first time Brady had seen a major playoff game come down to the wire on a game played on January 10. A native of the Bay area, Brady was at Candlestick Park for the 1981 NFC Championship game between the 49ers and Cowboys, as a 4-year-old fan, witnessing Dwight Clark's "The Catch" from Joe Montana. According to Gary Myers' book *The Catch*, Brady wept after the play. Said Brady, "Not because I was happy or excited, but because everybody stood up and I couldn't see!" While Brady has been recognized for his stellar credentials, he said Montana, "was and will always be the greatest quarterback ever to play."

LIKE FATHER LIKE SON

WR Matthew Slater spent his college days in Los Angeles at UCLA. The second-year promising young talent was born in 1985, when another Slater in The City of Angels was named to his second of seven Pro Bowls. Matthew's father, Jackie Slater, a Hall of Fame offensive tackle, spent his entire career with the Rams organization in LA. He was voted the NFC Offensive Lineman of the year four times—1983, 1986, 1987, and 1989. Matthew Slater, drafted in 2008, is one of six sons of Hall of Fame members to be drafted in NFL history.

HALL OF FAME FATHERS WITH SONS DRAFTED IN THE NFL

Jackie Slater (class of 2001) – son, Matthew Slater (NE)
 Howie Long (class of 2000) – son, Chris Long (STL)
 Bobby Bell (class of 1983) – son, Bobby Bell (NYJ)
 Tony Dorsett (class of 1994) – son, Anthony Dorsett (HOU)
 Bob Griese (class of 1990) – son, Brian Griese (DEN)
 Kellen Winslow (class of 1995) – son, Kellen Winslow (CLE)

LIKE FATHER LIKE SON, PART 2

CB Shawn Springs has always been a speedster. No doubt, the gift of fast feet was a hereditary gift from his father, Ron Springs, an 8-year NFL running back for the Dallas Cowboys and Tampa Bay Buccaneers. Ron, who tallied over 2,500 rushing and 2,200 receiving yards in his career, became ill in 1990 with Type 2 Diabetes. By 2004, Shawn was a respected NFL veteran, but he was willing to give up his career and offered to donate his kidney to his father, who needed a transplant. Ron declined, saying in a 2005 *Washington Post* article, "I think that was a tremendous gesture, and it just justifies the fact that he's a loving son. But I couldn't have let him do that, because I always prayed and wanted him to be a professional athlete, so I would not have shortened his career by no means necessary."

GUYTON HAS THE WORK ETHIC

Gary Guyton was not drafted into the NFL, but through a solid work ethic was able to make the 53-man roster and earn a starting job in his second year. Taking a peek into his work history shows his work ethic goes beyond the football field. At the end of the season last year, Guyton went back to Georgia Tech and worked as an office assistant at the school's research institute.

"I was an office assistant, right there at the desk," said Guyton, who worked for a small wage at Georgia Tech Research Institute. "Just a regular office assistant. Tech is my school and I enjoyed it."

"He's smart, well prepared," Bill Belichick said. "He understands. He's got a real good understanding of football. Not just his role but where other people have to be. That's what you really want in a defensive signal-caller, someone that understands how it all works."

It's been a long road," Guyton said. "I have come far. I've achieved some things. But I don't look back, just forward."





PATRIOTS NEWS & NOTES

BRANDON MCGOWAN IS A WELCOMED ADDITION

Brandon McGowan puts literally everything he has into making big tackles. Said McGowan, "I don't really care about my body and I'll expose my body to some messed-up positions to make a play." McGowan has fought his way back from three season-ending injuries in four years in Chicago. The University of Maine standout, who is one of three active players (Stephen Cooper, SD; Lofa Tatupu, SEA) to come out of the Football Championship Subdivision school, signed with the Patriots in May and forced a game-changing fumble off of Falcons' running back Michael Turner on September 27. He also recovered a fumble at Denver that helped position the Patriots for a field goal.

FREE AGENTS MAKE AN IMPACT

Sixteen players on the New England 53-man roster entered the NFL as rookie free agents. Two that came to the Patriots as rookie free agents are making an impact on the defense. Mike Wright came to New England as a rookie free agent in 2005. He registered his first career two-sack game, dropping Joe Flacco twice for total losses of 17 yards vs. Baltimore (10-4). He currently has a single-season career high with 4.0 sacks. Gary Guyton came to New England as a rookie free agent in 2007. He is tied for the team lead with 74 total tackles and is on pace to finish the season with 99 tackles. Said Bill Belichick about players coming to the Patriots as free agents, "I think Mike's similar to some of the other players that would fall into that category. Players like Gary Guyton and guys like that who weren't high picks that came in at a pretty early point — Pierre Woods, [Brian] Hoyer — came in and showed that they belonged, both physically and athletically from a football standpoint, recognizing things, reacting, kind of knowing what to do."

TOUGH AT HOME

The Patriots own an overall record of 57-12 (.826) at Gillette Stadium. Since their state-of-the-art facility opened at the beginning of the 2002 season, the Patriots own the NFL's best record at home. Now in their seventh season at Gillette Stadium, the Patriots have finished three seasons undefeated at home since the stadium opened (2003, 2004 and 2007) and own a perfect 7-0 playoff record at the venue.

BEST HOME RECORDS SINCE 2002

| Team | W | L | T | Pct. |
|--------------------|-----------|-----------|----------|-------------|
| New England | 57 | 12 | 0 | .826 |
| Indianapolis | 54 | 14 | 0 | .794 |
| Pittsburgh | 48 | 19 | 1 | .713 |
| Baltimore | 45 | 20 | 0 | .692 |
| Seattle | 46 | 21 | 0 | .687 |
| Denver | 43 | 21 | 0 | .672 |
| Philadelphia | 46 | 23 | 0 | .667 |
| San Diego | 44 | 22 | 0 | .667 |

TOP QB HOME RECORDS SINCE 1970 MERGER

| Player | Team(s) | W | L | T | Pct. |
|------------------|-----------|-----------|-----------|----------|-------------|
| Tom Brady | NE | 60 | 10 | 0 | .857 |
| Terry Bradshaw | PIT | 75 | 14 | 0 | .843 |
| John Elway | DEN | 104 | 25 | 0 | .806 |
| Steve Young | TB/SF | 63 | 19 | 0 | .768 |

14 PLAYERS IN TOP 5 IN PRO BOWL BALLOTING

The New England Patriots have 14 players in the top five in Pro Bowl votes in their respective positions.

| | |
|------------------------|---|
| QB Tom Brady | (2 nd in AFC Voting – 506,140) |
| WR Randy Moss | (3 rd in AFC Voting – 410,452) |
| C Dan Koppen | (4 th in AFC Voting – 102,012) |
| T Matt Light | (2 nd in AFC Voting – 124,197) |
| G Logan Mankins | (5 th in AFC Voting – 84,952) |
| SS Brandon Meriweather | (3 rd in AFC Voting – 58,322) |
| FB Sammy Morris | (3 rd in AFC Voting – 63,598) |
| DT Vince Wilfork | (2 nd in AFC Voting – 168,518) |
| FS Brandon McGowan | (5 th in AFC Voting – 25,000) |
| ILB Jerod Mayo | (3 rd in AFC Voting – 79,453) |
| KR Wes Welker | (4 th in AFC Voting – 58,645) |
| K Stephen Gostkowski | (2 nd in AFC Voting – 75,744) |
| P Chris Hanson | (5 th in AFC Voting – 42,233) |
| SPT Sam Aiken | (5 th in AFC Voting – 41,308) |

TOP TELEVISION RATINGS

The Patriots game against the Saints, earned a 15.0 rating, representing an average of 14,872,000 households, making it **the second most-watched cable telecast of all time among both households and viewers**, as well as **ESPN's second-highest rating** in the network's 30-year history. The Patriots-Saints game finished just shy of ESPN's *Monday Night Football* telecast October 5 (GB at MIN), which set the all-time cable records with a 15.3 rating.

PATRIOTS 2009 RATINGS IN BOSTON TV MARKET

| Date | Opp. | Net. | Boston TV | HH Rat. | HH Share |
|-------|------|------|-----------|-------------|-------------|
| 09/14 | BUF | ESPN | WCVB | 35.1* | 54* |
| 09/20 | NYJ | CBS | WBZ | 24.6 | 59 |
| 09/27 | ATL | FOX | WFXT | 26.82 | 55 |
| 10/04 | BAL | CBS | WBZ | 28.15 | 62 |
| 10/11 | DEN | CBS | WBZ | 29.73 | 57 |
| 10/18 | TEN | CBS | WBZ | 34.4 | 58 |
| 10/25 | TB | CBS | WBZ | 25.3 | 59 |
| 11/08 | MIA | CBS | WBZ | 28.8 | 68 |
| 11/15 | INDY | NBC | WHDH | 34.4 | 55 |
| 11/22 | NYJ | CBS | WBZ | 34.73 | 59 |
| 11/30 | NO | ESPN | WCVB | 35.0 | 52 |
| 12/6 | MIA | CBS | WBZ | 28.2 | 57 |
| Avg.: | | | | 30.4 | 57.9 |

NFL'S BEST ROAD WARRIORS THIS DECADE

Since the start of the 2000 season, the Patriots have the third best road record with a 50-28 record, behind Ind.' 54-24 and Phila. 50-27-1 record, despite a 1-4 road record in 2009.

| TEAM | RECORD |
|--------------------|--------------|
| Indianapolis | 54-24 |
| Philadelphia | 50-27-1 |
| New England | 50-28 |

STEPHEN NEAL TAKES A DIFFERENT ROUTE

Guard Stephen Neal knows how to use his 6-4, 305-pound frame. He has used it to gain leverage and overpower defensive linemen since 2001. The three-time Super Bowl Champion arrived in Foxborough with two NCAA titles of his own, except the only padding he saw was on the matted floors.

A championship wrestler at Cal-State Bakersfield, he compiled a 151-10 record, winning titles his junior and senior year, including a title win over NCAA wrestling and UFC heavyweight champion Brock Lesnar. In 1999, Neal won the Dan Hodge Award, known as the Heisman Trophy of wrestling.

Neal is one of only two active NFL players that did not play football in college before turning pro. The other is San Diego Chargers tight end Antonio Gates, a basketball star at Kent State. Gates led the Golden Flashes to the Elite Eight in 2002, averaging 21 points in his senior season.

MERIWEATHER MAKES BIG PLAYS ON BIG STAGE

Safety Brandon Meriweather prides himself on preparing for every game and every situation – in any location.

At Wembley Stadium in London against Tampa Bay, Meriweather showed that not even a different time zone could throw off his timing, picking off the Buccaneers twice in the first six minutes of the game and returning one for a 39-yard touchdown. His two picks were enough to earn him AFC Defensive Player of the Week honors. To Head Coach Bill Belichick though, Meriweather has been contributing weekly, whether or not the statistics reflect his performance.

"Brandon's had a real good year for us," said Belichick. "From the beginning of training camp he's really been a leader for us back in the secondary, making calls, making adjustments, sometimes taking harder responsibilities with the safeties. He makes plays that don't show up on the stat sheet."

As for Meriweather, living up to an expectation of a repeat performance is a challenge he welcomes. "My level of expectation is already through the roof," Meriweather said. "I expect myself to be great every day. Not good here, good there, great here, great there – I expect to be great every day."



PATRIOTS 50TH ANNIVERSARY

50TH ANNIVERSARY

The Patriots are celebrating their 50th anniversary season in 2009 through a series of acknowledgements and dedications. The 50th season logo will appear throughout the 2009 season in Gillette Stadium, on Patriots.com, on items in the ProShop and in Patriots publications. For the Patriots and their fans, this season is one to celebrate a franchise that has grown from humble beginnings to become the winningest franchise in the NFL over the last 15 seasons.



ALL-TIME LISTS

Over the course of the year, the Patriots are unveiling a series of 20 "Top 10 All-Time" lists for fans to discuss and debate on Patriots All-Access and Patriots.com. Fans have the opportunity to vote for Top 10s in each of the 20 categories at Patriots.com. Fans can also rank the Top 50 Moments in Franchise History, and the Top 10 Moments, as chosen by the fans, will be unveiled over the course of the season.

ALL-TIME TEAM

In recognition of the 50th anniversary, the Patriots' Hall of Fame nominating committee has selected an All-Time Team recognizing the greatest players at each position to play for the Patriots over 50 years. The Patriots' All-Time Team was recognized in the Patriots' home-opener against Buffalo on Sept. 14.



ALL-TIME HEAD COACH AND HONORARY CAPTS.

Bill Belichick – Head Coach
Gino Cappelletti - Honorary Offensive Captain
Tedy Bruschi – Honorary Defensive Captain

ALL-TIME OFFENSE

| | |
|----------------------------|----------------------------|
| Bruce Armstrong – T | Stanley Morgan - WR |
| Matt Light – T | Troy Brown – WR |
| John Hannah - G | Irving Fryar – WR |
| Logan Mankins – G | Tom Brady – QB |
| Jon Morris – C | Jim Nance – RB |
| Ben Coates – TE | Sam Cunningham – RB |

ALL-TIME DEFENSE


| | |
|-----------------------------|------------------------------|
| Julius Adams – DE | Steve Nelson - ILB |
| Richard Seymour – DE | Nick Buoniconti - ILB |
| Houston Antwine – DT | Mike Haynes - CB |
| Vince Wilfork – DT | Ty Law - CB |
| Andre Tippett – OLB | Fred Marion - S |
| Mike Vrabel – OLB | Rodney Harrison - S |

ALL-TIME SPECIALISTS

| | |
|-------------------------------|---------------------------|
| Adam Vinatieri – PK | Rich Camarillo – P |
| Kevin Faulk – Returner | Mosi Tatupu – SpT |

AFL LEGACY GAMES

This season marks the 50th anniversary for the American Football League (AFL), of which the Patriots were an original member. The Boston Patriots, who hosted the AFL's first regular season game on Sept. 9, 1960 at Boston University Field, were featured in the NFL's first "AFL Legacy Game" on the opening weekend of the 2009 season on Sept. 14, 2009, when the Patriots hosted the Buffalo Bills at Gillette Stadium on Monday Night Football. It was the first of four



"AFL Legacy Games" in which the Patriots will appear this season (at Den, vs. Ten and at Mia). The Patriots will wear red and white "throwback" uniforms in those games, replicating the uniforms worn by the 1963 team

that claimed the franchise's first division title and competed in the franchise's first league championship game. Patriots coaches will also wear apparel featuring the Pat Patriot logo.

GAMEDAY PROGRAM DESIGN

The original "Pat Patriot" was born in 1960 when newspaper cartoonist Phil Bissell was assigned to sketch a reaction upon the announcement that Boston's American Football League team would be called the Patriots. From his original "Pat" cartoon, Bissell became forever linked with the franchise that wore a copy based off of his original figure on its helmets from 1961 to 1992. Bissell, a resident of Rockport, Mass., also contributed stylized "Pat Patriot" cartoons to the covers of over 50 Patriots game programs throughout the



team's AFL seasons from 1960-69. In recognition of the Patriots 50th anniversary, Bissell has been commissioned to create the covers of this season's *Patriots GameDay* magazines in the same style of those early covers.

50TH ANNIVERSARY AFL EXHIBIT

The Hall at Patriot Place presented by Raytheon is a monument to 50 years of Patriots history. In recognition of both the Patriots' 50th anniversary and the 50th anniversary of the AFL, The Hall is featuring a special exhibit throughout the 2009 season of game-worn jerseys, helmets and other memorabilia from the AFL era. "The AFL Turns 50" is the most extensive collection of AFL memorabilia viewable anywhere. For more information visit the thehallatpatriotplace.com or call 508-698-4800.



PATRIOTS 50TH ANNIVERSARY

WON 7, LOST 5

| | | |
|---------------|------------------|--------|
| 09/14 W 25-24 | Buffalo | 68,756 |
| 09/20 L 9-16 | at New York Jets | 78,312 |
| 09/27 W 26-10 | Atlanta | 68,756 |
| 10/04 W 27-21 | Baltimore | 68,756 |
| 10/11 L 17-20 | OT at Denver | 76,011 |
| 10/18 W 59- 0 | Tennessee | 68,756 |
| 10/25 W 35- 7 | at Tampa Bay | 84,254 |
| 11/08 W 27-17 | Miami | 68,756 |
| 11/15 L 34-35 | at Indianapolis | 67,476 |
| 11/22 W 31-14 | New York Jets | 68,756 |
| 11/30 L 17-38 | at New Orleans | 70,768 |
| 12/06 L 21-22 | at Miami | 70,102 |
| 12/13 | Carolina | |
| 12/20 | at Buffalo | |
| 12/27 | Jacksonville | |
| 01/03 | at Houston | |

N.E. Opp.

| | | |
|--------------------|---------|---------|
| TOTAL FIRST DOWNS | 281 | 214 |
| Rushing | 79 | 52 |
| Passing | 177 | 150 |
| Penalty | 25 | 12 |
| 3rd Down: Made/Att | 72/163 | 60/151 |
| 3rd Down Pct. | 44.2 | 39.7 |
| 4th Down: Made/Att | 8/16 | 7/14 |
| 4th Down Pct. | 50.0 | 50.0 |
| POSSESSION AVG. | 33:45 | 26:15 |
| TOTAL NET YARDS | 4975 | 3863 |
| Avg. Per Game | 414.6 | 321.9 |
| Total Plays | 826 | 710 |
| Avg. Per Play | 6.0 | 5.4 |
| NET YARDS RUSHING | 1356 | 1295 |
| Avg. Per Game | 113.0 | 107.9 |
| Total Rushes | 337 | 299 |
| NET YARDS PASSING | 3619 | 2568 |
| Avg. Per Game | 301.6 | 214.0 |
| Sacked/Yards Lost | 16/90 | 20/154 |
| Gross Yards | 3709 | 2722 |
| Att./Completions | 473/312 | 391/224 |
| Completion Pct. | 66.0 | 57.3 |
| Had Intercepted | 10 | 14 |
| PUNTS/AVERAGE | 45/40.4 | 61/42.0 |
| NET PUNTING AVG. | 45/35.3 | 61/35.5 |
| PENALTIES/YARDS | 65/601 | 65/524 |
| FUMBLES/BALL LOST | 13/5 | 22/10 |
| TOUCHDOWNS | 38 | 27 |
| Rushing | 14 | 3 |
| Passing | 22 | 21 |
| Returns | 2 | 3 |

| * SCORE BY PERIODS | Q1 | Q2 | Q3 | Q4 | OT | PTS |
|--------------------|----|-----|----|----|----|-----|
| TEAM | 85 | 135 | 53 | 55 | 0 | 328 |
| OPPONENTS | 30 | 83 | 53 | 55 | 3 | 224 |

| * SCORING | TD | Ru | Pa | Rt | K-PAT | FG | S | PTS |
|-------------|----|----|----|----|-------|-------|---|-----|
| Gostkowski | 0 | 0 | 0 | 0 | 35/35 | 21/26 | 0 | 98 |
| Moss | 9 | 0 | 9 | 0 | | | 0 | 56 |
| Maroney | 8 | 8 | 0 | 0 | | | 0 | 48 |
| Watson | 4 | 0 | 4 | 0 | | | 0 | 24 |
| Welker | 4 | 0 | 4 | 0 | | | 0 | 24 |
| Aiken | 2 | 0 | 2 | 0 | | | 0 | 12 |
| Faulk | 2 | 1 | 1 | 0 | | | 0 | 12 |
| F. Taylor | 2 | 2 | 0 | 0 | | | 0 | 12 |
| Baker | 1 | 0 | 1 | 0 | | | 0 | 6 |
| Bodden | 1 | 0 | 0 | 1 | | | 0 | 6 |
| Brady | 1 | 1 | 0 | 0 | | | 0 | 6 |
| Edelman | 1 | 0 | 1 | 0 | | | 0 | 6 |
| Hoyer | 1 | 1 | 0 | 0 | | | 0 | 6 |
| Meriweather | 1 | 0 | 0 | 1 | | | 0 | 6 |
| Morris | 1 | 1 | 0 | 0 | | | 0 | 6 |
| TEAM | 38 | 14 | 22 | 2 | 35/35 | 21/26 | 0 | 328 |
| OPPONENTS | 27 | 3 | 21 | 3 | 26/26 | 12/14 | 0 | 224 |

2-Pt. Conversions: Moss, TEAM 1-3, OPPONENTS 0-1

SACKS: Banta-Cain 5.5, Wright 4, A. Thomas 3, D. Burgess 2, Chung 2, Mayo 1.5, Ninkovich 1, Warren 1, TEAM 20, OPPONENTS 16

FUM/LOST: Brady 4/2, Maroney 3/3, Welker 2/0, Edelman 1/0, Faulk 1/0, Morris 1/0, Moss 1/0

| * PASSING | Att | Cmp | Yds | Cmp% | Yds/Att | TD | TD% | Int | Int% | Long | Sack/Lost | Rating |
|-----------|-----|-----|------|------|---------|----|-----|-----|------|------|-----------|--------|
| Brady | 458 | 301 | 3638 | 65.7 | 7.94 | 22 | 4.8 | 10 | 2.2 | 81t | 15/ 82 | 96.9 |
| Hoyer | 15 | 11 | 71 | 73.3 | 4.73 | 0 | 0.0 | 0 | 0.0 | 16 | 1/ 8 | 82.9 |
| TEAM | 473 | 312 | 3709 | 66.0 | 7.84 | 22 | 4.7 | 10 | 2.1 | 81t | 16/ 90 | 96.4 |
| OPPONENTS | 391 | 224 | 2722 | 57.3 | 6.96 | 21 | 5.4 | 14 | 3.6 | 75t | 20/ 154 | 81.8 |

| * RUSHING | No. | Yds | Avg | Long | TD |
|-------------|-----|------|------|------|----|
| Maroney | 144 | 560 | 3.9 | 45t | 8 |
| Faulk | 45 | 229 | 5.1 | 29 | 1 |
| F. Taylor | 45 | 201 | 4.5 | 19 | 2 |
| Morris | 44 | 167 | 3.8 | 19 | 1 |
| Green-Ellis | 22 | 92 | 4.2 | 29 | 0 |
| Brady | 21 | 45 | 2.1 | 9 | 1 |
| Welker | 4 | 31 | 7.8 | 11 | 0 |
| Hoyer | 9 | 15 | 1.7 | 20 | 1 |
| Tate | 1 | 11 | 11.0 | 11 | 0 |
| Edelman | 2 | 5 | 2.5 | 5 | 0 |
| TEAM | 337 | 1356 | 4.0 | 45t | 14 |
| OPPONENTS | 299 | 1295 | 4.3 | 50 | 3 |

| * RECEIVING | No. | Yds | Avg | Long | TD |
|-------------|-----|------|------|------|----|
| Welker | 95 | 1053 | 11.1 | 58 | 4 |
| Moss | 68 | 1058 | 15.6 | 71t | 9 |
| Faulk | 33 | 281 | 8.5 | 38t | 1 |
| Edelman | 26 | 228 | 8.8 | 29 | 1 |
| Watson | 22 | 321 | 14.6 | 36 | 4 |
| Aiken | 17 | 310 | 18.2 | 81t | 2 |
| Morris | 14 | 162 | 11.6 | 35 | 0 |
| Maroney | 12 | 82 | 6.8 | 17 | 0 |
| Baker | 11 | 97 | 8.8 | 36t | 1 |
| Galloway | 7 | 67 | 9.6 | 19 | 0 |
| Stanback | 3 | 22 | 7.3 | 9 | 0 |
| F. Taylor | 2 | 17 | 8.5 | 13 | 0 |
| Green-Ellis | 2 | 11 | 5.5 | 6 | 0 |
| TEAM | 312 | 3709 | 11.9 | 81t | 22 |
| OPPONENTS | 224 | 2722 | 12.2 | 75t | 21 |

| * INTERCEPTIONS | No. | Yds | Avg | Long | TD |
|-----------------|-----|-----|------|------|----|
| Bodden | 5 | 60 | 12.0 | 53t | 1 |
| Meriweather | 4 | 93 | 23.3 | 39t | 1 |
| Butler | 2 | 0 | 0.0 | 0 | 0 |
| Wilhite | 1 | 17 | 17.0 | 17 | 0 |
| Chung | 1 | 2 | 2.0 | 2 | 0 |
| Moss | 1 | 0 | 0.0 | 0 | 0 |
| TEAM | 14 | 172 | 12.3 | 53t | 2 |
| OPPONENTS | 10 | 131 | 13.1 | 38 | 1 |

| * PUNTING | No. | Yds | Avg | Net | TB | In | Lg | B |
|-----------|-----|------|------|------|----|----|----|---|
| Hanson | 44 | 1816 | 41.3 | 35.3 | 5 | 14 | 56 | 1 |
| TEAM | 45 | 1816 | 40.4 | 35.3 | 5 | 14 | 56 | 1 |
| OPPONENTS | 61 | 2564 | 42.0 | 35.5 | 2 | 17 | 64 | 0 |

| * PUNT RETURNS | Ret | FC | Yds | Avg | Long | TD |
|----------------|-----|----|-----|------|------|----|
| Welker | 19 | 14 | 265 | 13.9 | 69 | 0 |
| Edelman | 6 | 0 | 63 | 10.5 | 35 | 0 |
| Faulk | 5 | 2 | 31 | 6.2 | 15 | 0 |
| TEAM | 30 | 16 | 359 | 12.0 | 69 | 0 |
| OPPONENTS | 15 | 14 | 129 | 8.6 | 16 | 0 |

| * KICKOFF RETURNS | No. | Yds | Avg | Long | TD |
|-------------------|-----|------|------|------|----|
| Edelman | 10 | 225 | 22.5 | 32 | 0 |
| Maroney | 9 | 208 | 23.1 | 52 | 0 |
| Slater | 8 | 200 | 25.0 | 31 | 0 |
| Faulk | 6 | 144 | 24.0 | 32 | 0 |
| Tate | 4 | 106 | 26.5 | 34 | 0 |
| Butler | 2 | 34 | 17.0 | 20 | 0 |
| Connolly | 1 | 16 | 16.0 | 16 | 0 |
| Welker | 1 | 27 | 27.0 | 27 | 0 |
| TEAM | 41 | 960 | 23.4 | 52 | 0 |
| OPPONENTS | 51 | 1241 | 24.3 | 51 | 0 |

| * FIELD GOALS | 1-19 | 20-29 | 30-39 | 40-49 | 50+ |
|---------------|---------------|---------------|-------------------|-----------|---------------|
| Gostkowski | 0/ 0 | 7/ 7 | 11/12 | 2/ 5 | 1/2 |
| TEAM | 0/ 0 | 7/ 7 | 11/12 | 2/ 5 | 1/2 |
| OPPONENTS | 0/ 0 | 5/ 5 | 3/ 4 | 3/ 4 | 1/1 |
| Gostkowski: | (41N,20G,28G) | (45G,25G,29G) | (21G,33G,22G,33G) | (32G,33G) | (53G,40N) |
| | (39N,33G) | () | (30G,38G,34G,40G) | (31G,36G) | (26G,40N) |
| | (36G,50N) | () | OPPONENTS: | (40G) | (33G,24G,39G) |
| | (26G) | () | (48N,24G,41G) | () | () |
| | () | () | (52G) | () | () |
| | (30G,37N) | (29G,24G,41G) | | | |



2009 DEFENSIVE STATISTICS

Tackle Statistics based on Coaches Film Review

| PLAYER | TACKLES | | | SACKS | | | INTERCEPTIONS | | | | FUMBLES | | | | SP. TEAMS | | | | |
|-----------------------|---------|-----|-----|-------|-------|----|---------------|-----|----|----|---------|-----|-----|----|-----------|----|----|----|----|
| Name | TT | UT | A | S/ | Yds | QH | Int/ | Yds | TD | PD | FF | FR/ | Yds | TD | TT | UT | A | FF | FR |
| Gary Guyton | 74 | 42 | 32 | 0.0 | 0.0 | 5 | 0 | 0 | 0 | 3 | 0 | 0 | 0 | 0 | 0 | 0 | 0 | 0 | 0 |
| Jerod Mayo | 74 | 50 | 24 | 1.5 | 14.5 | 3 | 0 | 0 | 0 | 0 | 1 | 0 | 0 | 0 | 0 | 0 | 0 | 0 | 0 |
| Brandon Meriweather | 63 | 36 | 27 | 0.0 | 0.0 | 0 | 4 | 93 | 1 | 7 | 1 | 0 | 0 | 0 | 5 | 3 | 2 | 0 | 0 |
| Vince Wilfork | 59 | 35 | 24 | 0.0 | 0.0 | 0 | 0 | 0 | 0 | 2 | 1 | 0 | 0 | 0 | 0 | 0 | 0 | 0 | 1 |
| Brandon McGowan | 58 | 41 | 17 | 0.0 | 0.0 | 3 | 0 | 0 | 0 | 5 | 3 | 1 | 0 | 0 | 11 | 9 | 2 | 0 | 0 |
| Ty Warren | 48 | 30 | 18 | 1.0 | 9.0 | 4 | 0 | 0 | 0 | 1 | 0 | 0 | 0 | 0 | 0 | 0 | 0 | 0 | 0 |
| Leigh Bodden | 44 | 35 | 9 | 0.0 | 0.0 | 0 | 5 | 60 | 1 | 14 | 0 | 1 | 0 | 0 | 0 | 0 | 0 | 0 | 0 |
| Tully Banta-Cain | 44 | 33 | 11 | 5.5 | 39.5 | 10 | 0 | 0 | 0 | 1 | 1 | 0 | 0 | 0 | 0 | 0 | 0 | 0 | 0 |
| Mike Wright | 34 | 16 | 18 | 4.0 | 41.0 | 6 | 0 | 0 | 0 | 2 | 1 | 1 | 0 | 0 | 0 | 0 | 0 | 0 | 0 |
| Jarvis Green | 32 | 20 | 12 | 0.0 | 0.0 | 2 | 0 | 0 | 0 | 0 | 0 | 0 | 0 | 0 | 0 | 0 | 0 | 0 | 0 |
| Shawn Springs | 27 | 24 | 3 | 0.0 | 0.0 | 0 | 0 | 0 | 0 | 2 | 0 | 0 | 0 | 0 | 0 | 0 | 0 | 0 | 0 |
| Adalius Thomas | 27 | 18 | 9 | 3.0 | 25.0 | 6 | 0 | 0 | 0 | 2 | 0 | 0 | 0 | 0 | 0 | 0 | 0 | 0 | 0 |
| Jonathan Wilhite | 27 | 22 | 5 | 0.0 | 0.0 | 0 | 1 | 17 | 0 | 4 | 0 | 1 | 0 | 0 | 3 | 1 | 2 | 0 | 0 |
| Darius Butler | 27 | 25 | 2 | 0.0 | 0.0 | 0 | 2 | 0 | 0 | 6 | 0 | 0 | 0 | 0 | 0 | 0 | 0 | 0 | 0 |
| Pat Chung | 24 | 18 | 6 | 2.0 | 13.0 | 2 | 1 | 2 | 0 | 1 | 0 | 0 | 0 | 0 | 9 | 4 | 5 | 0 | 0 |
| Myron Pryor | 20 | 11 | 9 | 0.0 | 0.0 | 2 | 0 | 0 | 0 | 0 | 1 | 0 | 0 | 0 | 0 | 0 | 0 | 0 | 0 |
| Derrick Burgess | 18 | 9 | 9 | 2.0 | 9.0 | 3 | 0 | 0 | 0 | 0 | 2 | 1 | 0 | 0 | 0 | 0 | 0 | 0 | 0 |
| James Sanders | 16 | 12 | 4 | 0.0 | 0.0 | 0 | 0 | 0 | 0 | 0 | 0 | 1 | 0 | 0 | 3 | 2 | 1 | 0 | 0 |
| Pierre Woods | 14 | 8 | 6 | 0.0 | 0.0 | 0 | 0 | 0 | 0 | 0 | 0 | 0 | 0 | 0 | 14 | 11 | 3 | 0 | 0 |
| Rob Ninkovich | 6 | 3 | 3 | 1.0 | 3.0 | 2 | 0 | 0 | 0 | 1 | 0 | 0 | 0 | 0 | 6 | 6 | 0 | 0 | 0 |
| Junior Seau | 5 | 4 | 1 | 0.0 | 0.0 | 0 | 0 | 0 | 0 | 0 | 0 | 1 | 0 | 0 | 0 | 0 | 0 | 0 | 0 |
| Terrence Wheatley | 2 | 2 | 0 | 0.0 | 0.0 | 0 | 0 | 0 | 0 | 0 | 0 | 0 | 0 | 0 | 3 | 1 | 2 | 0 | 0 |
| Bret Lockett | 2 | 1 | 1 | 0.0 | 0.0 | 0 | 0 | 0 | 0 | 0 | 0 | 0 | 0 | 0 | 5 | 3 | 2 | 0 | 0 |
| Ron Brace | 2 | 1 | 1 | 0.0 | 0.0 | 0 | 0 | 0 | 0 | 0 | 0 | 0 | 0 | 0 | 0 | 0 | 0 | 0 | 0 |
| Eric Alexander | 0 | 0 | 0 | 0.0 | 0.0 | 0 | 0 | 0 | 0 | 0 | 0 | 0 | 0 | 0 | 11 | 4 | 7 | 1 | 0 |
| Sam Aiken | 0 | 0 | 0 | 0.0 | 0.0 | 0 | 0 | 0 | 0 | 0 | 0 | 0 | 0 | 0 | 9 | 6 | 3 | 1 | 0 |
| Stephen Gostkowski | 0 | 0 | 0 | 0.0 | 0.0 | 0 | 0 | 0 | 0 | 0 | 0 | 0 | 0 | 0 | 4 | 3 | 1 | 0 | 1 |
| Jake Ingram | 0 | 0 | 0 | 0.0 | 0.0 | 0 | 0 | 0 | 0 | 0 | 0 | 0 | 0 | 0 | 2 | 1 | 1 | 0 | 0 |
| BenJarvus Green-Ellis | 0 | 0 | 0 | 0.0 | 0.0 | 0 | 0 | 0 | 0 | 0 | 0 | 0 | 0 | 0 | 3 | 0 | 3 | 0 | 0 |
| Matthew Slater | 0 | 0 | 0 | 0.0 | 0.0 | 0 | 0 | 0 | 0 | 0 | 0 | 0 | 0 | 0 | 6 | 5 | 1 | 0 | 0 |
| Kyle Arrington | 0 | 0 | 0 | 0.0 | 0.0 | 0 | 0 | 0 | 0 | 0 | 0 | 0 | 0 | 0 | 7 | 7 | 0 | 0 | 0 |
| Randy Moss | 0 | 0 | 0 | 0.0 | 0.0 | 0 | 1 | 0 | 0 | 1 | 0 | 0 | 0 | 0 | 0 | 0 | 0 | 0 | 0 |
| | 747 | 496 | 251 | 20.0 | 154.0 | 48 | 14 | 172 | 2 | 52 | 11 | 7 | 0 | 0 | 101 | 66 | 35 | 2 | 1 |

| FUMBLES - LOST (13-5) | | | | |
|-----------------------|------|-----|---|------|
| No. | Own | | | O.B. |
| | Lost | Rec | | |
| Tom Brady | 4 | 2 | 0 | 0 |
| Kevin Faulk | 1 | 0 | 0 | 0 |
| Leigh Bodden | 0 | 0 | 1 | 0 |
| Sammy Morris | 1 | 0 | 0 | 0 |
| Nick Kaczur | 0 | 0 | 1 | 0 |
| Wes Welker | 2 | 0 | 1 | 0 |
| Larence Maroney | 3 | 3 | 0 | 0 |
| Julian Edelman | 1 | 0 | 1 | 0 |
| Mark LeVoi | 0 | 0 | 1 | 0 |
| Benjamin Watson | 0 | 0 | 1 | 0 |
| Dan Koppen | 0 | 0 | 1 | 0 |
| Randy Moss | 1 | 0 | 1 | 0 |
| | 13 | 5 | 8 | 0 |

| MISC. OFFENSIVE STATS | | | | |
|-----------------------|-----|----|----|---|
| Tkl | Ast | FF | FR | |
| Randy Moss | 1 | 0 | 0 | 1 |
| Logan Mankins | 1 | 0 | 0 | 0 |
| Ben Watson | 1 | 0 | 0 | 0 |
| Dan Koppen | 1 | 0 | 0 | 1 |
| Kevin Faulk | 1 | 0 | 0 | 0 |
| Wes Welker | 2 | 0 | 0 | 1 |
| Laurence Maroney | 1 | 0 | 1 | 0 |
| | 8 | 0 | 1 | 3 |

| KEY | |
|-----------------------|---|
| TT-Total Tackles | Int/Yds-Interceptions/Yards Returned |
| UT-Unassisted Tackles | PD-Passes Defensed |
| A-Assisted Tackles | FF-Forced Fumbles |
| S/YL-Sacks/Yards Lost | FR/Yds-Fumble Recoveries/Yards Returned |
| QH-Quarterback Hits | |

| BLOCKED KICKS | | |
|---------------|----|---|
| XP | FG | P |
| | | |
| Totals | | |



PATRIOTS FOOTBALL NETWORK

The **Patriots Football Network** (PFN) is the full portfolio of media offerings from the three-time Super Bowl Champion New England Patriots. PFN provides Patriots content produced both in-house and with media partners spanning print, television, radio and the Internet.

PATRIOTS ALL ACCESS

Emmy-Award winning Patriots All Access airs weekly throughout the season on WBZ, Channel 4 in Boston and regional affiliates. Patriots All Access features exclusive, behind-the-scenes access and in-depth weekly features on Patriots players and personnel. Hosted by WBZ's Steve Burton, the show features weekly sit-downs with Coach Bill Belichick, including the popular "Belestrator" segment where the coach breaks down upcoming opponents.



Saturdays at 7:00 p.m. and Sundays at 10:00 a.m. on **WBZ-TV Channel 4 in Boston**

Sundays at 10:00 a.m. on **WNAC-TV in Providence**; Saturdays at 12:05 a.m. on **WMUR-TV in Manchester, N.H.**

Saturdays at 5:00 a.m. on **WMTW-TV in Portland, Maine**; Saturdays at 5:00 p.m. on **WCTX-TV in Hartford, Conn.**

Saturdays at 7:00 p.m. on **WFXQ-TV in Springfield, Mass.**; Sundays at 11:00 a.m. on **WVII-TV in Bangor, Maine**

TOTALLY PATRIOTS



Totally Patriots, a youth-oriented football show, airs each Sunday morning at 10 a.m. on WSBK, Channel 38 in Boston. Each week, Totally Patriots allows the next generation of Patriots fans unprecedented access to their favorite players, enabling them to ask questions in a relaxed, informal setting. The program also includes the opportunity to win college scholarships by writing weekly essays on the Patriots.

PATRIOTS TODAY AND PATRIOTS THIS WEEK

PATRIOTS TODAY: Available daily at Patriots.com and on Verizon Fios on Demand

PATRIOTS THIS WEEK: Saturdays at 10:00 p.m. on WSBK Channel 38 *Patriots Today* gives fans a daily, in-depth look at the club that is unmatched by any other outlet. The show is hosted by Kristina Akra with daily reports from Brian Lowe and twice-weekly analysis from PFW's Paul Perillo. This daily Webcast is dedicated exclusively to the Patriots and provides daily features, reports and commentary that will satisfy every fan's daily Patriots fix. Every Saturday night during the season on Channel 38, Kristina Akra will bring you *Patriots This Week*, providing a thorough recap of each week's developments.

PATRIOTS.COM NEWS

Patriots.com features daily updates and exclusive content from the writers of *Patriots Football Weekly*, offering everything from breaking news to player features and the popular "Ask PFW" postings.

VIDEO

The first professional sports team website to offer streaming video provides Patriots fans with a variety of exclusive video content. Visitors can choose their channel and watch exclusive video from news to cheerleaders. Patriots.com also features video of every Patriots press conference, including postgame press conferences and Coach Belichick's weekday media updates.

AUDIO

Patriots Web Radio programming is available exclusively on Patriots.com 24 hours a day, seven-days a week Monday. Kicking off the programming lineup is PFW In Progress, a daily online program that features candid commentary from the writers of *Patriots Football Weekly*. Following PFW In Progress is Patriots Playbook, hosted by John Rooke, featuring items from around the NFL. Stay tuned for the debut of new shows during the 2009 season. Patriots.com also offers streaming audio of every Patriots press conference, as well as archives of Patriots.com Radio shows. Patriots.com provides podcasts of Patriots.com radio offerings as well as exclusive content.

PATRIOTS MONDAY ON WEEI

WEEI Sports Radio broadcasts Patriots Monday each week, offering fans unique insight and analysis from Coach Belichick and Tom Brady in addition to other Patriots players. WEEI will broadcast Patriots Monday live from Gillette Stadium each Monday, kicking off with Dennis & Callahan at 6:00 a.m.

PATRIOTS FRIDAY ON WEEI

WEEI Sports Radio broadcasts Patriots Friday each week, offering fans a look ahead at the weekend's game, match ups and rivalries. Various Patriots players will be featured on air. WEEI will broadcast Patriots Fridays each week throughout the season, kicking off with Dennis & Callahan at 6:00 a.m., followed by Dale & Holley at 10:00 a.m. and The Big Show with Glenn Ordway from 2:00 to 6:00 p.m.

98.5 THE SPORTS HUB PATRIOTS RADIO NETWORK

A new era in Patriots Radio history begins this season, with the move of the game broadcasts to 98.5 FM, Boston's Sports Hub. The transition to Boston's new all-sports radio station insures that Patriots fans will continue to hear every kick, block and tackle in stereo, and without static, in crystal-clear FM quality. Fans all over New England will be able to listen in to any of 36 stations on the Safety Insurance 98.5 The Sports Hub Patriots Radio Network, starting with Patriots Preview three hours before kickoff, and capped off with Patriots Postgame for three hours after the final gun.



FLAGSHIP STATION

98.5 FM Boston's Sports Hub

MASSACHUSETTS

| | | |
|------|----------------|----------|
| WAQY | Springfield | 102.1 FM |
| WBEC | Pittsfield | 1420 AM |
| WPKE | Fitchburg | 1280 AM |
| WNAW | N. Adams | 1230 AM |
| WBSM | New Bedford | 1420 AM |
| WPVQ | Greenfield | 95.3 FM |
| WSAR | Fall River | 1480 AM |
| WSBS | Gt. Barrington | 860 AM |
| WWFX | Worcester | 100.1 FM |
| WXTK | Hyannis | 95.1 FM |

MAINE

| | | |
|------|--------------|----------|
| WEBB | Augusta | 98.5 FM |
| WWMJ | Bangor | 95.7 FM |
| WBLM | Portland | 102.9 FM |
| WEGP | Presque Isle | 1390 AM |

CONNECTICUT

| | | |
|------|------------|----------|
| WCCC | Hartford | 106.9 FM |
| WXLN | New London | 104.7 FM |
| WINY | Putnam | 1350 AM |
| WGCH | Greenwich | 1490 AM |

NEW HAMPSHIRE

| | | |
|------|------------|----------|
| WTPL | Concord | 107.7 FM |
| WSAK | Hampton | 102.1 FM |
| WLKZ | Laconia | 104.9 FM |
| WKNE | Keene | 99.1 FM |
| WSHK | Portsmouth | 105.3 FM |
| WSMN | Nashua | 1590 AM |
| WPQK | N. Conway | 103.7 FM |
| WGAM | Manchester | 1250 AM |

RHODE ISLAND

| | | |
|------|------------|---------|
| WPRO | Providence | 630 AM |
| WEAN | Providence | 99.7 FM |

VERMONT

| | | |
|------|--------------|----------|
| WBTN | Bennington | 1370 AM |
| WORK | Barre | 107.1 FM |
| WKVT | Brattleboro | 92.7 FM |
| WEAV | Burlington | 960 AM |
| WIKI | Newport | 1490 AM |
| WEXP | Rutland | 101.5 FM |
| WSTJ | St Johnsbury | 1340 AM |
| WMXR | Woodstock | 93.9 F |



PATRIOTS GAME NOTES

OFFENSE

WR Wes Welker (TR-MIA, '07)

Sixth-year veteran set career high with 192 yards receiving and 15 receptions vs. the Jets (11/22)... In 2004, Welker became the first player in NFL history to return a punt, return a kick, kick a field goal, kick an extra point and kickoff in the same game- against the Patriots.

Welker vs. Carolina

| G | Rec | Yds | Avg | LG | TD |
|---|-----|-----|-----|----|----|
| 1 | 1 | 5 | 5.0 | 5 | 0 |

Kick Returns

| No | Yds | Avg | LG | TD |
|----|-----|------|----|----|
| 4 | 80 | 20.0 | 27 | 0 |

Punt Returns

| No | FC | Yds | Avg | Lg | TD |
|----|----|-----|-----|----|----|
| 1 | 2 | 4 | 4.0 | 4 | 0 |

LT Matt Light (D2, '01)

One of four remaining players from the Patriots first Super Bowl win (Tom Brady, Kevin Faulk and Stephen Neal)...In 2007, Light started every game as part of a Patriots offensive line that allowed just 21 sacks, the fewest for the franchise in 30 years.

This is Light's 4th game vs. Carolina



LG Logan Mankins (D2, '05)

Fifth-year mainstay at guard earned Pro Bowl honors in 2007, becoming the only Patriots guard along with John Hannah to make the Pro Bowl since the 1970 AFL-NFL Merger.

This is Mankins' 2nd game vs. Carolina

C Dan Koppen (D5, '03)

Koppen has started 99 of 100 games for the Patriots over seven seasons with the club...Earned first career Pro-Bowl selection in 2007, becoming the third center in Patriots history to garner All-Star status.

This is Koppen's 2nd game vs. Carolina

RG Stephen Neal (FA, '01)

One of the longest tenured Patriots, Neal was signed as a rookie free agent in 2001 and wears three Super Bowl rings for his efforts.

This is Neal's 2nd game vs. Carolina

RT Nick Kaczur (D3, '05)

Kaczur, a native of Brantford, Ontario, has started 61 of 66 regular season contests and seven playoff games in his four-year career... Became first four-time All-Mid America Conference player in Toledo history.

This is Kaczur's 2nd game vs. Carolina

TE Benjamin Watson (D1, '04)

Holds the club record for longest touchdown reception (63 yards) in Patriots playoff history (1/7/06 vs. Jacksonville)...Recorded the third multi-touchdown game of his career when he snagged two touchdowns in the final 2:10 of a come-from-behind win vs. Buffalo (9/15/09)...Tied for third on the team with four trips to the end zone in 2009.

Watson vs. Carolina

| G | Rec | Yds | Avg | LG | TD |
|---|-----|-----|-----|----|----|
| 1 | 1 | 7 | 7.0 | 7 | 0 |

WR Randy Moss (TR-OAK, '07)

12-year veteran is second all-time in NFL history with 64 career 100-yard receiving games...Ranks second all-time with 145 touchdown grabs...Tied a career single-game best with 12 receptions vs. Buffalo (9/14)...Recorded his eighth game of three or more touchdown receptions vs. Tennessee (10/18).

Moss vs. Carolina

| G | Rec | Yds | Avg | LG | TD |
|---|-----|-----|------|-----|----|
| 3 | 10 | 150 | 15.0 | 36t | 1 |

QB Tom Brady (D6, '00)

Brady enters this week's game with a career winning percentage of .775, the best record of any NFL quarterback in the Super Bowl Era with at least 100 starts...Has been named AFC Offensive Player of the Week twice already in 2009, including Week 6, when he threw a record five touchdown passes in one quarter...Also named AFC Offensive Player of the Month for October.



Brady vs. Carolina

| G | Att | Com | Yds | Pct. | TD | INT | LG |
|---|-----|-----|-----|------|----|-----|----|
| 3 | 121 | 72 | 822 | .595 | 5 | 4 | 71 |

RB Laurence Maroney (D1, '06)

Rushed for a career high 156 yards against the Dolphins in 2007...Fourth-year veteran leads the team in rushing attempts (144), yards (560) and rushing touchdowns (8)...Scampered to his fifth career 100-yard rushing performance in a 59-0 victory over Tennessee in Week 6...Also took off for a 2009 team best 45-yard touchdown run against the Titans.

This is Maroney's 1st game vs. Carolina

TE Chris Baker (FA, '09)

Eight-year veteran joined the Patriots in 2009 after seven seasons with the New York Jets...Played in his 100th career game in the season opener vs. Buffalo (9/14)...Hauled in his first touchdown as a Patriot vs. Atlanta (9/27).

This is Baker's 1st game vs. Carolina



PATRIOTS GAME NOTES

DEFENSE

LE Ty Warren (D1, '03)

Seventh-year veteran is sixth on the team with 48 tackles...Racked up a season-high eight tackles and a sack Week 2 vs. the Jets (9/20).



Warren vs. Carolina

| G | Tot | Sol | Ast | Sk/Yds | Int/Yds | PD | FF | FR |
|---|-----|-----|-----|--------|---------|----|----|----|
| 2 | 3 | 1 | 2 | 0 | 0 | 1 | 0 | 0 |

NT Vince Wilfork (D1, '04)

Sixth-year veteran is fourth on the team with 59 tackles...Registered season high ten tackles Week 11 vs. NY Jets (11/22).

Wilfork vs. Carolina

| G | Tot | Sol | Ast | Sk/Yds | Int/Yds | PD | FF | FR |
|---|-----|-----|-----|--------|---------|----|----|----|
| 1 | 3 | 0 | 3 | 0 | 0 | 1 | 0 | 0 |

RE Jarvis Green (D4, '02)

Eighth-year veteran's 117 games played for the Patriots rank first among active New England defensive players ...Tallied a season-high seven tackles vs. the New York Jets (9/20).

Green vs. Carolina

| G | Tot | Sol | Ast | Sk/Yds | Int/Yds | PD | FF | FR |
|---|-----|-----|-----|--------|---------|----|----|----|
| 2 | 3 | 1 | 2 | 0 | 0 | 1 | 0 | 0 |

OLB Tully Banta-Cain (FA, '09)

Seventh-year veteran returned to the Patriots for a fifth season after a two-year hiatus spent with the San Francisco 49ers...First on the team with five-and-a-half sacks...Leads the defense with ten quarterback hurries.

Banta-Cain vs. Carolina

| G | Tot | Sol | Ast | Sk/Yds | Int/Yds | PD | FF | FR |
|---|-----|-----|-----|---------|---------|----|----|----|
| 1 | 9 | 6 | 3 | 1.0/5.0 | 0 | 0 | 0 | 0 |

ILB Jerod Mayo (D1, '08)

Registered a 2009 team best 16 tackles vs. Miami (11/8)...In 2008, Mayo became the second Patriots player to win the Associated Press Defensive Rookie of the Year Award...Made a career-high 23 tackles against the Jets last season (11/13/08)...Led the 2008 Patriots with 139 tackles, 54 more than the next best on the team.

This is Mayo's 1st game vs. Carolina

ILB Gary Guyton (FA, '08)

Was the only 2008 undrafted rookie to make the Patriots' opening day roster...Currently tied for first on the team with 74 total tackles...Tallied a career-high 13 stops vs. the New York Jets (9/20).

This is Guyton's 1st game vs. Carolina

OLB Adalius Thomas (FA, '07)

Tenth-year veteran is one of six active linebackers with 50 or more sacks...Thomas' 13.5 sacks since 2007 leads the team.

Thomas vs. Carolina

| G | Tot | Sol | Ast | Sk/Yds | Int/Yds | PD | FF | FR |
|---|-----|-----|-----|----------|---------|----|----|----|
| 2 | 14 | 9 | 5 | 1.5/13.5 | 0 | 0 | 0 | 0 |

LCB Jonathan Wilhite (D4, '08)

Second-year player has accumulated 27 tackles and four passes defended in 2009...Defensed two passes and recovered his first career fumble vs. Tennessee (10/18)...Intercepted his first pass of the season vs. Indianapolis (11/15).

This is Wilhite's 1st game vs. Carolina

RCB Leigh Bodden (FA, '09)

Seventh-year veteran leads the team with 14 passes defended...Intercepted the first pass of the season for the Patriots vs. Baltimore (10/4)...Picked off a career-high three passes against the Jets (11/22) and returned one 53 yards for a TD.

Bodden vs. New Orleans

| G | Tot | Sol | Ast | Sk/Yds | Int/Yds | PD | FF | FR |
|---|-----|-----|-----|--------|---------|----|----|----|
| 1 | 3 | 1 | 2 | 0 | 0 | 2 | 1 | 0 |

SS Brandon Meriweather (D1, '07)

Third-year veteran ranks third on the Patriots with 63 tackles...Earned the AFC's Defensive Player of the Week Award after intercepting two passes and returning one for his first career touchdown vs. Tampa Bay (10/25)...Tallied a career-high 12 tackles at Denver (10/11).

This is Meriweather's 1st game vs. Carolina

FS Brandon McGowan (FA, '09)

Fifth-year veteran is fifth on the team in tackles (58)...Led the team in both defensive tackles (7) and special teams tackles (2) vs. Tennessee (10/18).

McGowan vs. Carolina

| G | Tot | Sol | Ast | Sk/Yds | Int/Yds | PD | FF | FR |
|---|-----|-----|-----|--------|---------|----|----|----|
| 2 | 1 | 0 | 1 | 0 | 0 | 0 | 0 | 0 |



ONE HISTORIC GAME: 10/18/2009

The New England Patriots set team records for points in a game (59) and total net yards (619) in a 59-0 victory against the Tennessee Titans in snowy conditions at Gillette Stadium. The Patriots 59-point victory ties the largest margin of victory by any team since the 1970 AFL-NFL merger, equaling the L.A. Rams' 59-point win over Atlanta on Dec. 4, 1976 (59-0).

**Patriots 59
Titans 0**

QB Tom Brady completed 29-of-34 pass attempts for 380 yards with six touchdown passes, wide receivers Wes Welker (10-150-2 TDs) and Randy Moss (8-129-3 TDs) both went over 100 yards receiving, and RB Laurence Maroney added 123 yards rushing on the ground.

Brady had 345 yards passing in the first half alone, and set an NFL record with five touchdown passes in the second quarter. For his contributions, Brady earned AFC Offensive Player of the Week honors for the second time on the young 2009 season. New England built a 45-0 halftime lead, the largest halftime lead in NFL history.

What They Said:

QB Tom Brady

(On the Patriots' historic output)

"You know, some days out there when it's snowy like that, it's actually an advantage for the offense. Today was one of those days because we had good footing and it's just fun to be a part of it. I was saying, when you see the weather forecast on Thursday, you're kind of [angry] and then once the day of the game comes around, everyone is excited because you're out there and you're like, 'This is football. This is how it should be.'"



WR Wes Welker

(On why the Patriots seem to play so well in the snow)

"I know Coach [Belichick] does a really good job of coaching us up: what's good, what's bad, making sure we have good footing, the right cleats, things like that. And understanding that we need to be in the right type of plays and being able to come off breaks and things like that are going to be a little bit different under the conditions. We need to make sure that in the kicking game we're taking care of our responsibilities and things like that."

Head Coach Bill Belichick

(On the Patriots' level of execution)

"[It's] good players. The players were the ones out there playing today and they did a good job. They kept their feet. They handled the ball well. They handled it cleanly. We missed some tackles on defense, but we made some. We made some plays defensively, turning the ball over. Some of those were tough catches, good plays, but we got them. The credit goes to the players; they did a great job."



NFL RECORDS SET AGAINST TITANS

- Most touchdown passes in a quarter, 5 (Tom Brady in the second quarter)
- Largest halftime lead, 45 points (45-0)
-

TEAM RECORDS SET AGAINST TITANS

- Most points in a game (59)
- Most points in a half (45 in first half)
- Most total net yards in a game (619)
- Most passing net yards in a game (426, tie)
- Most touchdowns in a game (8, tie)
- Most passing yards in a half (Tom Brady, 345)
- Most passing touchdowns in a half (Tom Brady, 5 in first half)
- Most passing touchdowns in a game (Tom Brady, 6, tie)
-

45-0 HALFTIME LEAD IS LARGEST EVER

New England's 45-0 halftime lead against the Titans was the largest halftime lead in NFL history. The previous largest halftime lead was 42 points, when Green Bay held a 42-7 halftime lead at Miami on Oct. 21, 2007.

PATRIOTS SET TEAM RECORD WITH 619 YARDS

The Patriots set a franchise record with 619 total net yards against Tennessee (10/18). The 619-yard performance was the fifth highest single-game total by an NFL team since the 1970 merger and was the ninth 600-yard game by an NFL team since 1970. The Patriots are the 6th team since 1990 to register 600 or more yards of total offense.

PATRIOTS RECORDS / TOTAL NET YARDS IN GAME

| Date | Opp. | Total Net Yards | Passing | Rushing |
|----------|----------------|-----------------|---------|---------|
| 10/18/09 | Tennessee | 619 | 426 | 193 |
| 09/09/79 | N.Y. Jets | 597 | 365 | 232 |
| 11/23/08 | at Miami | 530 | 408 | 122 |
| 10/29/78 | N.Y. Jets | 529 | 289 | 240 |
| 12/18/65 | Houston Oilers | 526 | 336 | 190 |

BRADY THROWS 6 TDs FOR 2ND TIME

Tom Brady threw six touchdown passes in a single game for the second time in his career in the 59-0 win over Tennessee (10/18). Brady joins a list of just four other QBS who have thrown 6 tds in a game twice.

| QB | TIMES | LAST | QB | TIMES | LAST |
|-----------|-------|------|----------|-------|------|
| T.Brady | 2 | 2009 | Y.Tittle | 2 | 1962 |
| P.Manning | 2 | 2004 | G.Blanda | 2 | 1962 |
| C.Johnson | 2 | 1969 | | | |



THE HALL AT PATRIOT PLACE

presented by **RAYTHEON**

The Hall at Patriot Place presented by Raytheon is the crown jewel of Patriot Place and the only sports and education experience of its kind. Through a dazzling array of interactive multimedia exhibits and artifacts never before viewable by the public, The Hall at Patriot Place presented by Raytheon showcases the tradition of the New England Patriots, explores the history of football in New England, and promotes math and science education for thousands of schoolchildren each year through its partnership with Raytheon.

The experience begins as visitors enter an elevator on the ground floor and hear a voice from Patriots history welcoming them to The Hall. The journey continues through 36,000 square feet and two stories until visitors reach one of The Hall's signature exhibits and its premier photo opportunity: the Patriots' three Lombardi trophies.



The Hall features interactive exhibits designed to educate and entertain. Visitors receive instruction from Patriots Head Coach Bill Belichick on how plays in the Patriots' playbook are designed. They also step inside a game-used replay booth and make the call on an instant replay review with instruction from NFL Vice President of Officiating Mike Pereira. Fans of all ages test their vertical leap, reaction time and weight against NFL players.

The Hall's 19 high-definition touch screen kiosks allow visitors to interact with the exhibits in unique ways. Four and a half hours of exclusive video content is also displayed on 11 60-inch high-definition TV monitors, seven projection screens and the 48-foot-wide panoramic movie screen in the Raytheon Theater, where a 15-minute signature film plays every 20 minutes.

Each of the members of the Patriots Hall of Fame is immortalized on 30-foot high, six-foot wide video pylons utilizing the first Magink digital ink display in the United States. Fans can choose which Hall of Famer to highlight on one of

four touch screen kiosks, causing the pylons to come alive with video and images of each player while additional information is displayed on the screen below.

To complement the audiovisual experiences, there are thousands of football artifacts on display at The Hall, ranging from the priceless (a football from the 1876 Harvard-Yale game) to the quirky (the infamous snow plow that cleared the way for a Patriots win over the Dolphins in 1982) to the sublime (Doug Flutie's 1984 Heisman Trophy).

In partnership with Raytheon Company, The Hall at Patriot Place presents an integrated math and science education program with lesson plans designed to combine elements of The Hall's exhibits in an engaging educational platform for visiting school groups. Additionally, all visitors can experience the "In the Numbers" exhibit, presented by Raytheon, which uses football to teach math and science in a fun and interactive way.

In 2009, The Hall received a Gold MUSE Award from the American Association of Museums and The Hall's signature film, "Patriots Way," won a CINE Golden Eagle Award. The Hall was also named to *Boston Globe* Magazine's Best of the New and was a *Yankee* Magazine Editor's Choice recommendation. For more information, please visit www.thehallatpatriotplace.com

THE CHAMPIONS WALL

The Champions Wall in the New England Football exhibit currently features six new jerseys from the winners of six MIAA EMass Super Bowls, which were held at Gillette Stadium on December 5. The jerseys are from Xavarian (D1), Gloucester (D1A), Reading (D1I), Marshfield (D1IA), Bishop Feehan (D1II) and Austin Prep (D1IIA).

WEEKLY PROGRAMS

GUIDED TOURS

Tuesdays and Wednesdays at 2 p.m.

KIDS ACTIVITIES

Wednesdays at 11 a.m.

INSIDE THE HALL WITH CURATOR BRENT HENSEL

Thursdays at 2 p.m.



2009 New England Patriots Roster

AS OF DECEMBER 8, 2009

ALPHABETICAL ROSTER

| # | NAME | POS | HT | WT | BORN | YR | COLLEGE | H.S. HOMETOWN |
|----|------------------------|-------|------|-----|------------|----|------------------------|--------------------------|
| 88 | Aiken, Sam | WR | 6-2 | 215 | 12/14/1980 | 7 | North Carolina | Kenansville, N.C. |
| 52 | Alexander, Eric | LB | 6-2 | 240 | 2/8/1982 | 5 | Louisiana State | Port Arthur, Texas |
| 27 | Arrington, Kyle | CB | 5-10 | 196 | 8/12/1986 | 1 | Hofstra | Accokeek, Md. |
| 86 | Baker, Chris | TE | 6-3 | 258 | 11/18/1979 | 8 | Michigan State | St. Albans, N.Y. |
| 95 | Banta-Cain, Tully | LB | 6-2 | 250 | 8/28/1980 | 7 | California | Sunnyvale, Calif. |
| 23 | Bodden, Leigh | CB | 6-1 | 193 | 9/24/1981 | 7 | Duquesne | Hyattsville, Md. |
| 92 | Brace, Ron | DL | 6-3 | 330 | 12/18/1986 | R | Boston College | Worcester, Mass. |
| 12 | Brady, Tom | QB | 6-4 | 225 | 8/3/1977 | 10 | Michigan | San Mateo, Calif. |
| 53 | Burgess, Derrick | LB | 6-2 | 260 | 8/12/1978 | 9 | Mississippi | Greenbelt, Md. |
| 28 | Butler, Darius | CB | 5-10 | 185 | 3/18/1986 | R | Connecticut | Ft. Lauderdale, Fla. |
| 25 | Chung, Pat | S | 5-11 | 212 | 8/19/1987 | R | Oregon | Rancho Cucamonga, Calif. |
| 63 | Connolly, Dan | OL | 6-4 | 313 | 9/2/1982 | 4 | Southeast Missouri St. | St. Louis, Mo. |
| 11 | Edelman, Julian | WR | 6-0 | 198 | 5/22/1986 | R | Kent State | Redwood City, Calif. |
| 33 | Faulk, Kevin | RB | 5-8 | 202 | 6/5/1976 | 11 | Louisiana State | Carencro, La. |
| 3 | Gostkowski, Stephen | K | 6-1 | 215 | 1/28/1984 | 4 | Memphis | Madison, Miss. |
| 97 | Green, Jarvis | DL | 6-3 | 285 | 1/12/1979 | 8 | Louisiana State | Donaldsonville, La. |
| 42 | Green-Ellis, BenJarvus | RB | 5-11 | 215 | 7/2/1985 | 2 | Mississippi | New Orleans, La. |
| 59 | Guyton, Gary | LB | 6-3 | 245 | 11/14/1985 | 2 | Georgia Tech | Hinesville, Ga. |
| 6 | Hanson, Chris | P | 6-2 | 202 | 10/25/1976 | 11 | Marshall | Sharpsburg, Ga. |
| 8 | Hoyer, Brian | QB | 6-2 | 215 | 10/13/1985 | R | Michigan State | North Olmstead, Ohio |
| 47 | Ingram, Jake | LS | 6-3 | 235 | 10/23/1985 | R | Hawaii | Mililani, Hawaii |
| 77 | Kaczur, Nick | T | 6-4 | 315 | 7/28/1979 | 5 | Toledo | Brantford, Ontario |
| 67 | Koppen, Dan | C | 6-2 | 296 | 9/12/1979 | 7 | Boston College | Whitehall, Pa. |
| 64 | LeVoir, Mark | T | 6-7 | 310 | 7/29/1982 | 3 | Notre Dame | Eden Prairie, Minn. |
| 72 | Light, Matt | T | 6-4 | 305 | 6/23/1978 | 9 | Purdue | Greenville, Ohio |
| 38 | Lockett, Bret | DB | 6-1 | 211 | 10/7/1986 | R | UCLA | Diamond Bar, Calif. |
| 70 | Mankins, Logan | G | 6-4 | 310 | 3/10/1982 | 5 | Fresno State | Catheys Valley, Calif. |
| 39 | Maroney, Laurence | RB | 5-11 | 220 | 2/5/1985 | 4 | Minnesota | St. Louis, Mo. |
| 51 | Mayo, Jerod | LB | 6-1 | 245 | 2/23/1986 | 2 | Tennessee | Hampton, Va. |
| 30 | McGowan, Brandon | S | 5-11 | 210 | 9/26/1983 | 5 | Maine | Jersey City, N.J. |
| 31 | Meriweather, Brandon | S | 5-11 | 200 | 1/14/1984 | 3 | Miami (Fla.) | Apopka, Fla. |
| 34 | Morris, Sammy | RB | 6-0 | 220 | 3/23/1977 | 10 | Texas Tech | San Antonio, Texas |
| 81 | Moss, Randy | WR | 6-4 | 210 | 2/13/1977 | 12 | Marshall | Rand, W. Va. |
| 61 | Neal, Stephen | G | 6-4 | 305 | 10/9/1976 | 8 | Cal State-Bakersfield | San Diego, Calif. |
| 50 | Ninkovich, Rob | LB | 6-2 | 255 | 2/1/1984 | 4 | Purdue | Blue Island, Ill. |
| 60 | Ohrnberger, Rich | OL | 6-2 | 300 | 2/14/1986 | R | Penn State | East Meadow, N.Y. |
| 91 | Pryor, Myron | DL | 6-1 | 310 | 6/13/1986 | R | Kentucky | Louisville, Ky. |
| 36 | Sanders, James | S | 5-10 | 210 | 11/11/1983 | 5 | Fresno State | Porterville, Calif. |
| 55 | Seau, Junior | LB | 6-3 | 248 | 1/19/1969 | 20 | USC | San Diego, Calif. |
| 18 | Slater, Matthew | WR | 6-0 | 200 | 9/9/1985 | 2 | UCLA | Anaheim, Calif. |
| 29 | Springs, Shawn | CB | 6-0 | 204 | 3/11/1975 | 13 | Ohio State | Silver Spring, Md. |
| 15 | Stanback, Isaiah | QB/WR | 6-2 | 208 | 8/16/1984 | 3 | Washington | Seattle, Wash. |
| 21 | Taylor, Fred | RB | 6-1 | 228 | 1/27/1976 | 12 | Florida | Belle Glade, Fla. |
| 96 | Thomas, Adalius | LB | 6-2 | 270 | 8/18/1977 | 10 | Southern Mississippi | Equality, Ala. |
| 76 | Vollmer, Sebastian | OL | 6-8 | 315 | 7/10/1984 | R | Houston | Kaarst, Germany |
| 94 | Warren, Ty | DL | 6-5 | 300 | 2/6/1981 | 7 | Texas A&M | Bryan, Texas |
| 84 | Watson, Benjamin | TE | 6-3 | 255 | 12/18/1980 | 6 | Georgia | Rock Hill, S.C. |
| 83 | Welker, Wes | WR | 5-9 | 185 | 5/1/1981 | 6 | Texas Tech | Oklahoma City, Okla. |
| 22 | Wheatley, Terrence | CB | 5-9 | 185 | 5/5/1985 | 2 | Colorado | Plano, Texas |
| 75 | Wilfork, Vince | NT | 6-2 | 325 | 11/4/1981 | 6 | Miami (Fla.) | Boynton Beach, Fla. |
| 24 | Wilhite, Jonathan | CB | 5-11 | 185 | 2/23/1984 | 2 | Auburn | Monroe, La. |
| 58 | Woods, Pierre | LB | 6-5 | 255 | 1/6/1982 | 4 | Michigan | Cleveland, Ohio |
| 99 | Wright, Mike | DL | 6-4 | 295 | 3/1/1982 | 5 | Cincinnati | Cincinnati, Ohio |

NUMERICAL ROSTER

| # | NAME | POS |
|----|-----------------------|-------|
| 3 | Stephen Gostkowski | K |
| 6 | Chris Hanson | P |
| 8 | Brian Hoyer | QB |
| 11 | Julian Edelman | WR |
| 12 | Tom Brady | QB |
| 15 | Isaiah Stanback | QB/WR |
| 18 | Matthew Slater | WR |
| 21 | Fred Taylor | RB |
| 22 | Terrence Wheatley | CB |
| 23 | Leigh Bodden | CB |
| 24 | Jonathan Wilhite | CB |
| 25 | Pat Chung | S |
| 27 | Kyle Arrington | CB |
| 28 | Darius Butler | CB |
| 29 | Shawn Springs | CB |
| 30 | Brandon McGowan | S |
| 31 | Brandon Meriweather | S |
| 33 | Kevin Faulk | RB |
| 34 | Sammy Morris | RB |
| 36 | James Sanders | S |
| 38 | Bret Lockett | DB |
| 39 | Laurence Maroney | RB |
| 42 | BenJarvus Green-Ellis | RB |
| 47 | Jake Ingram | LS |
| 50 | Rob Ninkovich | LB |
| 51 | Jerod Mayo | LB |
| 52 | Eric Alexander | LB |
| 53 | Derrick Burgess | LB |
| 55 | Junior Seau | LB |
| 58 | Pierre Woods | LB |
| 59 | Gary Guyton | LB |
| 60 | Rich Ohrnberger | OL |
| 61 | Stephen Neal | G |
| 63 | Dan Connolly | OL |
| 64 | Mark LeVoir | T |
| 67 | Dan Koppen | C |
| 70 | Logan Mankins | G |
| 72 | Matt Light | T |
| 75 | Vince Wilfork | NT |
| 76 | Sebastian Vollmer | OL |
| 77 | Nick Kaczur | T |
| 81 | Randy Moss | WR |
| 83 | Wes Welker | WR |
| 84 | Benjamin Watson | TE |
| 86 | Chris Baker | TE |
| 88 | Sam Aiken | WR |
| 91 | Myron Pryor | DL |
| 92 | Ron Brace | DL |
| 94 | Ty Warren | DL |
| 95 | Tully Banta-Cain | LB |
| 96 | Adalius Thomas | LB |
| 97 | Jarvis Green | DL |
| 99 | Mike Wright | DL |

PRACTICE SQUAD

| # | NAME | POS | HT | WT | BORN | YR | COLLEGE | H.S. HOMETOWN |
|----|------------------|-----|-----|-----|------------|----|--------------|---------------------|
| 62 | Adams, Titus | DL | 6-4 | 305 | 1/28/1983 | 1 | Nebraska | Omaha, Neb. |
| 49 | Davis, Bruce | LB | 6-3 | 252 | 9/2/1985 | 2 | UCLA | Houston, Texas |
| 65 | Grady, Adrian | DL | 6-1 | 290 | 11/21/1985 | R | Louisville | Nicholls, Ga. |
| 80 | Myers, Rob | TE | 6-4 | 240 | 4/9/1986 | R | Utah State | Houston, Texas |
| 90 | Richard, Darryl | DL | 6-4 | 295 | 6/17/1986 | R | Georgia Tech | Destrehan, La. |
| 69 | Wendell, Ryan | C | 6-2 | 285 | 3/4/1986 | 1 | Fresno State | Diamond Bar, Calif. |
| 48 | Williams, Thomas | LB | 6-1 | 237 | 12/25/1984 | 2 | USC | Vacaville, Calif. |

PRACTICE SQUAD

| # | NAME | POS |
|----|-----------------|-----|
| 48 | Thomas Williams | LB |
| 49 | Bruce Davis | LB |
| 62 | Titus Adams | DL |
| 65 | Adrian Grady | DL |
| 69 | Ryan Wendell | C |
| 80 | Rob Myers | TE |
| 90 | Darryl Richard | DL |

RESERVE/INJURED LIST

| # | NAME | POS | HT | WT | BORN | YR | COLLEGE | H.S. HOMETOWN |
|----|------------------|-----|-----|-----|------------|----|----------------|------------------|
| 66 | Bussey, George | OL | 6-3 | 305 | 10/24/1984 | R | Louisville | Louisville, Ky. |
| 98 | Crable, Shawn | LB | 6-5 | 243 | 12/26/1984 | 2 | Michigan | Massillon, Ohio |
| 44 | McKenzie, Tyrone | LB | 6-2 | 240 | 12/11/1985 | R | South Florida | Riverview, Fla. |
| 19 | Tate, Brandon | WR | 6-1 | 195 | 10/5/1987 | R | North Carolina | Burlington, N.C. |
| 35 | Taylor, Chris | RB | 6-0 | 224 | 11/7/1983 | 4 | Indiana | Memphis, Tenn. |

RESERVE/INJURED LIST

| # | NAME | POS |
|----|------------------|-----|
| 19 | Brandon Tate | WR |
| 35 | Taylor, Chris | RB |
| 44 | McKenzie, Tyrone | LB |
| 66 | Bussey, George | OL |
| 98 | Crable, Shawn | LB |

PRACTICE SQUAD/INJURED

| # | NAME | POS | HT | WT | BORN | YR | COLLEGE | H.S. HOMETOWN |
|----|----------------|-----|-----|-----|----------|----|----------|---------------|
| 85 | Agnone, Robbie | TE | 6-6 | 260 | 10/21985 | R | Delaware | Etters, Pa. |

PRACTICE SQUAD/INJURED

| # | NAME | POS |
|----|---------------|-----|
| 85 | Robbie Agnone | TE |

RESERVE/MILITARY LIST

| # | NAME | POS | HT | WT | BORN | YR | COLLEGE | H.S. HOMETOWN |
|----|---------------|-----|------|-----|-----------|----|---------|----------------|
| 15 | Barnes, Tyree | WR | 6-0 | 196 | 4/15/1986 | R | Navy | Hampton, Va. |
| 44 | Kettani, Eric | RB | 5-11 | 235 | 3/26/1987 | R | Navy | Kirtland, Ohio |
| 15 | White, Shun | WR | 5-8 | 195 | 12/9/1985 | R | Navy | Memphis, Tenn. |

RESERVE/MILITARY LIST

| # | NAME | POS |
|----|--------------|-----|
| 15 | Tyree Barnes | WR |
| 15 | Shun White | WR |
| 44 | Eric Kettani | RB |

HEAD COACH: BILL BELICHICK

ASSISTANTS: Josh Boyer, Defensive Backs; Ivan Fears, Running Backs; Pepper Johnson, Defensive Line; Harold Nash, Assistant Strength and Conditioning; Bill O'Brien, Quarterbacks; Scott O'Brien, Special Teams; Chad O'Shea, Receivers; Matt Patricia, Linebackers; Dean Pees, Defensive Coordinator; Dante Scarnecchia, Assistant Head Coach/Offensive Line; Shane Waldron, Tight Ends; Mike Woicik, Strength and Conditioning



2009 NUMERICAL ROSTER

December 8, 2009

| # | NAME | POS | HT | WT | AGE | YR | COLLEGE | HOW ACQ. |
|----|-----------------------|-------|------|-----|-----|----|------------------------|--------------|
| 3 | Stephen Gostkowski | K | 6-1 | 215 | 25 | 4 | Memphis | D4b-06 |
| 6 | Chris Hanson | P | 6-2 | 202 | 33 | 11 | Marshall | FA(NO)-07 |
| 8 | Brian Hoyer | QB | 6-2 | 215 | 24 | R | Michigan State | FA-09 |
| 11 | Julian Edelman | WR | 6-0 | 198 | 23 | R | Kent State | D7a-09 |
| 12 | Tom Brady | QB | 6-4 | 225 | 32 | 10 | Michigan | D6b-00 |
| 15 | Isaiah Stanback | QB/WR | 6-2 | 208 | 25 | 3 | Washington | FA-09 |
| 18 | Matthew Slater | WR | 6-0 | 200 | 24 | 2 | UCLA | D5-08 |
| 21 | Fred Taylor | RB | 6-1 | 228 | 33 | 12 | Florida | FA(JAX)-09 |
| 22 | Terrence Wheatley | CB | 5-9 | 185 | 24 | 2 | Colorado | D2-08 |
| 23 | Leigh Bodden | CB | 6-1 | 193 | 28 | 7 | Duquesne | FA(DET)-09 |
| 24 | Jonathan Wilhite | CB | 5-11 | 185 | 25 | 2 | Auburn | D4-08 |
| 25 | Pat Chung | S | 5-11 | 212 | 22 | R | Oregon | D2a-09 |
| 27 | Kyle Arrington | CB | 5-10 | 196 | 23 | 1 | Hofstra | FA-08 |
| 28 | Darius Butler | CB | 5-10 | 185 | 23 | R | Connecticut | D2c-09 |
| 29 | Shawn Springs | CB | 6-0 | 204 | 34 | 13 | Ohio State | FA(WAS)-09 |
| 30 | Brandon McGowan | S | 5-11 | 210 | 26 | 5 | Maine | UFA(CHI)-09 |
| 31 | Brandon Meriweather | S | 5-11 | 200 | 25 | 3 | Miami (Fla.) | D1-07 |
| 33 | Kevin Faulk | RB | 5-8 | 202 | 33 | 11 | Louisiana State | D2-99 |
| 34 | Sammy Morris | RB | 6-0 | 220 | 32 | 10 | Texas Tech | UFA (MIA)-07 |
| 36 | James Sanders | S | 5-10 | 210 | 26 | 5 | Fresno State | D4-05 |
| 38 | Bret Lockett | DB | 6-1 | 211 | 22 | R | UCLA | CW (CLE)-09 |
| 39 | Laurence Maroney | RB | 5-11 | 220 | 24 | 4 | Minnesota | D1-06 |
| 42 | BenJarvus Green-Ellis | RB | 5-11 | 215 | 24 | 2 | Mississippi | FA-08 |
| 47 | Jake Ingram | LS | 6-3 | 235 | 24 | R | Hawaii | D6a-09 |
| 50 | Rob Ninkovich | LB | 6-2 | 255 | 25 | 4 | Purdue | FA-09 |
| 51 | Jerod Mayo | LB | 6-1 | 245 | 23 | 2 | Tennessee | D1-08 |
| 52 | Eric Alexander | LB | 6-2 | 240 | 27 | 5 | Louisiana State | FA-04 |
| 53 | Derrick Burgess | LB | 6-2 | 260 | 31 | 9 | Mississippi | TR(OAK)-09 |
| 55 | Junior Seau | LB | 6-3 | 248 | 40 | 20 | USC | FA-09 |
| 58 | Pierre Woods | LB | 6-5 | 255 | 27 | 4 | Michigan | FA-06 |
| 59 | Gary Guyton | LB | 6-3 | 245 | 24 | 2 | Georgia Tech | FA-08 |
| 60 | Rich Ohrnberger | OL | 6-2 | 300 | 23 | R | Penn State | D4-09 |
| 61 | Stephen Neal | G | 6-4 | 305 | 33 | 8 | Cal State-Bakersfield | FA-01 |
| 63 | Dan Connolly | OL | 6-4 | 313 | 27 | 4 | Southeast Missouri St. | FA(JAX)-08 |
| 64 | Mark LeVoir | T | 6-7 | 310 | 27 | 3 | Notre Dame | CW (STL)-08 |
| 67 | Dan Koppen | C | 6-2 | 296 | 30 | 7 | Boston College | D5-03 |
| 70 | Logan Mankins | G | 6-4 | 310 | 27 | 5 | Fresno State | D1-05 |
| 72 | Matt Light | T | 6-4 | 305 | 31 | 9 | Purdue | D2-01 |
| 75 | Vince Wilfork | NT | 6-2 | 325 | 28 | 6 | Miami (Fla.) | D1a-04 |
| 76 | Sebastian Vollmer | OL | 6-8 | 315 | 25 | R | Houston | D2d-09 |
| 77 | Nick Kaczur | T | 6-4 | 315 | 30 | 5 | Toledo | D3b-05 |
| 81 | Randy Moss | WR | 6-4 | 210 | 32 | 12 | Marshall | TR (OAK)-07 |
| 83 | Wes Welker | WR | 5-9 | 185 | 28 | 6 | Texas Tech | TR (MIA)-07 |
| 84 | Benjamin Watson | TE | 6-3 | 255 | 28 | 6 | Georgia | D1b-04 |
| 86 | Chris Baker | TE | 6-3 | 258 | 30 | 8 | Michigan State | FA(NYJ)-09 |
| 88 | Sam Aiken | WR | 6-2 | 215 | 28 | 7 | North Carolina | UFA (BUF)-08 |
| 91 | Myron Pryor | DL | 6-1 | 310 | 23 | R | Kentucky | D6b-09 |
| 92 | Ron Brace | DL | 6-3 | 330 | 22 | R | Boston College | D2b-09 |
| 94 | Ty Warren | DL | 6-5 | 300 | 28 | 7 | Texas A&M | D1-03 |
| 95 | Tully Banta-Cain | LB | 6-2 | 250 | 29 | 7 | California | FA(SF)-09 |
| 96 | Adalius Thomas | LB | 6-2 | 270 | 32 | 10 | Southern Mississippi | UFA(BAL)-07 |
| 97 | Jarvis Green | DL | 6-3 | 285 | 30 | 8 | Louisiana State | D4b-02 |
| 99 | Mike Wright | DL | 6-4 | 295 | 27 | 5 | Cincinnati | FA-05 |

PRACTICE SQUAD

| # | NAME | POS | HT | WT | AGE | YR | COLLEGE | HOW ACQ. |
|----|-----------------|-----|-----|-----|-----|----|--------------|----------|
| 48 | Thomas Williams | LB | 6-1 | 237 | 24 | 2 | USC | FA-09 |
| 49 | Bruce Davis | LB | 6-3 | 252 | 24 | 2 | UCLA | D3-08 |
| 62 | Titus Adams | DL | 6-4 | 305 | 26 | 1 | Nebraska | FA-08 |
| 65 | Adrian Grady | DL | 6-1 | 290 | 23 | R | Louisville | FA-09 |
| 69 | Ryan Wendell | C | 6-2 | 285 | 23 | 1 | Fresno State | FA-08 |
| 80 | Rob Myers | TE | 6-4 | 240 | 23 | R | Utah State | FA-09 |
| 90 | Darryl Richard | DL | 6-4 | 295 | 23 | R | Georgia Tech | D7b-09 |

RESERVE/INJURED LIST

| # | NAME | POS | HT | WT | AGE | YR | COLLEGE | INJURY (IR date) |
|----|-----------------|-----|-----|-----|-----|----|----------------|-------------------|
| 35 | Chris Taylor | RB | 5-8 | 224 | 25 | 4 | Indiana | shoulder (9/5/09) |
| 44 | Tyrone McKenzie | LB | 6-2 | 240 | 23 | R | South Florida | knee (8/31/09) |
| 66 | George Bussey | OL | 6-3 | 305 | 24 | R | Louisville | knee (9/5/09) |
| 19 | Brandon Tate | WR | 6-1 | 195 | 22 | R | North Carolina | knee (11/14/09) |
| 98 | Shawn Crable | LB | 6-5 | 243 | 24 | 2 | Michigan | groin (9/5/09) |

PRACTICE SQUAD/INJURED

| # | NAME | POS | HT | WT | AGE | YR | COLLEGE | INJURY (IR date) |
|----|---------------|-----|-----|-----|-----|----|----------|--------------------|
| 85 | Robbie Agnone | TE | 6-6 | 260 | 23 | R | Delaware | Shoulder (11/3/09) |

RESERVE/MILITARY LIST

| # | NAME | POS | HT | WT | AGE | YR | COLLEGE | DATE |
|----|--------------|-----|------|-----|-----|----|---------|------------|
| 15 | Tyree Barnes | WR | 6-0 | 196 | 23 | R | Navy | July, 23 |
| 15 | Shun White | WR | 5-8 | 195 | 23 | R | Navy | August, 17 |
| 44 | Eric Kettani | RB | 5-11 | 235 | 22 | R | Navy | July, 23 |



2009 POSITIONAL ROSTER

| December 8, 2009 | | | | | | | | |
|----------------------|------------------------|-------|------|-----|------------|----|------------------------|--------------------------|
| DEFENSE (26) | | | | | | | | |
| # | NAME | POS | HT | WT | BORN | YR | COLLEGE | H.S. HOMETOWN |
| DEFENSIVE LINE (6) | | | | | | | | |
| 92 | Brace, Ron | DL | 6-3 | 330 | 12/18/1986 | R | Boston College | Worcester, Mass. |
| 97 | Green, Jarvis | DL | 6-3 | 285 | 1/12/1979 | 8 | Louisiana State | Donaldsonville, La. |
| 91 | Pryor, Myron | DL | 6-1 | 310 | 6/13/1986 | R | Kentucky | Louisville, Ky. |
| 94 | Warren, Ty | DL | 6-5 | 300 | 2/6/1981 | 7 | Texas A&M | Bryan, Texas |
| 75 | Wilfork, Vince | NT | 6-2 | 325 | 11/4/1981 | 6 | Miami (Fla.) | Boynton Beach, Fla. |
| 99 | Wright, Mike | DL | 6-4 | 295 | 3/1/1982 | 5 | Cincinnati | Cincinnati, Ohio |
| LINEBACKER (9) | | | | | | | | |
| 52 | Alexander, Eric | LB | 6-2 | 240 | 2/8/1982 | 5 | Louisiana State | Port Arthur, Texas |
| 95 | Banta-Cain, Tully | LB | 6-2 | 250 | 8/28/1980 | 7 | California | Sunnyvale, Calif. |
| 53 | Burgess, Derrick | LB | 6-2 | 260 | 8/12/1978 | 9 | Mississippi | Greenbelt, Md. |
| 59 | Guyton, Gary | LB | 6-3 | 245 | 11/14/1985 | 2 | Georgia Tech | Hinesville, Ga. |
| 51 | Mayo, Jerod | LB | 6-1 | 245 | 2/23/1986 | 2 | Tennessee | Hampton, Va. |
| 50 | Ninkovich, Rob | LB | 6-2 | 255 | 2/1/1984 | 4 | Purdue | Blue Island, Ill. |
| 55 | Seau, Junior | LB | 6-3 | 248 | 1/19/1969 | 20 | USC | San Diego, Calif. |
| 96 | Thomas, Adalius | LB | 6-2 | 270 | 8/18/1977 | 10 | Southern Mississippi | Equality, Ala. |
| 58 | Woods, Pierre | LB | 6-5 | 255 | 1/6/1982 | 4 | Michigan | Cleveland, Ohio |
| DEFENSIVE BACK (11) | | | | | | | | |
| 27 | Arrington, Kyle | CB | 5-10 | 196 | 8/12/1986 | 1 | Hofstra | Accokeek, Md. |
| 23 | Bodden, Leigh | CB | 6-1 | 193 | 9/24/1981 | 7 | Duquesne | Hyattsville, Md. |
| 28 | Butler, Darius | CB | 5-10 | 185 | 3/18/1986 | R | Connecticut | Ft. Lauderdale, Fla. |
| 25 | Chung, Pat | S | 5-11 | 212 | 8/19/1987 | R | Oregon | Rancho Cucamonga, Calif. |
| 38 | Lockett, Bret | DB | 6-1 | 211 | 10/7/1986 | R | UCLA | Diamond Bar, Calif. |
| 30 | McGowan, Brandon | S | 5-11 | 210 | 9/26/1983 | 5 | Maine | Jersey City, N.J. |
| 31 | Meriweather, Brandon | S | 5-11 | 200 | 1/14/1984 | 3 | Miami (Fla.) | Apopka, Fla. |
| 36 | Sanders, James | S | 5-10 | 210 | 11/11/1983 | 5 | Fresno State | Porterville, Calif. |
| 29 | Springs, Shawn | CB | 6-0 | 204 | 3/11/1975 | 13 | Ohio State | Silver Spring, Md. |
| 22 | Wheatley, Terrence | CB | 5-9 | 185 | 5/5/1985 | 2 | Colorado | Plano, Texas |
| 24 | Wilhite, Jonathan | CB | 5-11 | 185 | 2/23/1984 | 2 | Auburn | Monroe, La. |
| OFFENSE (24) | | | | | | | | |
| # | NAME | POS | HT | WT | BORN | YR | COLLEGE | H.S. HOMETOWN |
| OFFENSIVE LINE (9) | | | | | | | | |
| 63 | Connolly, Dan | OL | 6-4 | 313 | 9/2/1982 | 4 | Southeast Missouri St. | St. Louis, Mo. |
| 77 | Kaczur, Nick | T | 6-4 | 315 | 7/28/1979 | 5 | Toledo | Brantford, Ontario |
| 67 | Koppen, Dan | C | 6-2 | 296 | 9/12/1979 | 7 | Boston College | Whitehall, Pa. |
| 64 | LeVoir, Mark | T | 6-7 | 310 | 7/29/1982 | 3 | Notre Dame | Eden Prairie, Minn. |
| 72 | Light, Matt | T | 6-4 | 305 | 6/23/1978 | 9 | Purdue | Greenville, Ohio |
| 70 | Mankins, Logan | G | 6-4 | 310 | 3/10/1982 | 5 | Fresno State | Catheys Valley, Calif. |
| 61 | Neal, Stephen | G | 6-4 | 305 | 10/9/1976 | 8 | Cal State-Bakersfield | San Diego, Calif. |
| 60 | Ohrnberger, Rich | OL | 6-2 | 300 | 2/14/1986 | R | Penn State | East Meadow, N.Y. |
| 76 | Vollmer, Sebastian | OL | 6-8 | 315 | 7/10/1984 | R | Houston | Kaarst, Germany |
| QUARTERBACK (2) | | | | | | | | |
| 12 | Brady, Tom | QB | 6-4 | 225 | 8/3/1977 | 10 | Michigan | San Mateo, Calif. |
| 8 | Hoyer, Brian | QB | 6-2 | 215 | 10/13/1985 | R | Michigan State | North Olmstead, Ohio |
| WIDE RECEIVER (6) | | | | | | | | |
| 88 | Aiken, Sam | WR | 6-2 | 215 | 12/14/1980 | 7 | North Carolina | Kenansville, N.C. |
| 11 | Edelman, Julian | WR | 6-0 | 198 | 5/22/1986 | R | Kent State | Redwood City, Calif. |
| 81 | Moss, Randy | WR | 6-4 | 210 | 2/13/1977 | 12 | Marshall | Rand, W. Va. |
| 18 | Slater, Matthew | WR | 6-0 | 200 | 9/9/1985 | 2 | UCLA | Anaheim, Calif. |
| 15 | Stanback, Isaiah | QB/WR | 6-2 | 208 | 8/16/1984 | 3 | Washington | Seattle, Wash. |
| 83 | Welker, Wes | WR | 5-9 | 185 | 5/1/1981 | 6 | Texas Tech | Oklahoma City, Okla. |
| RUNNING BACK (5) | | | | | | | | |
| 33 | Faulk, Kevin | RB | 5-8 | 202 | 6/5/1976 | 11 | Louisiana State | Carencro, La. |
| 42 | Green-Ellis, BenJarvus | RB | 5-11 | 215 | 7/2/1985 | 2 | Mississippi | New Orleans, La. |
| 39 | Maroney, Laurence | RB | 5-11 | 220 | 2/5/1985 | 4 | Minnesota | St. Louis, Mo. |
| 34 | Morris, Sammy | RB | 6-0 | 220 | 3/23/1977 | 10 | Texas Tech | San Antonio, Texas |
| 21 | Taylor, Fred | RB | 6-1 | 228 | 1/27/1976 | 12 | Florida | Belle Glade, Fla. |
| TIGHT END (2) | | | | | | | | |
| 86 | Baker, Chris | TE | 6-3 | 258 | 11/18/1979 | 8 | Michigan State | St. Albans, N.Y. |
| 84 | Watson, Benjamin | TE | 6-3 | 255 | 12/18/1980 | 6 | Georgia | Rock Hill, S.C. |
| SPECIALISTS (3) | | | | | | | | |
| # | NAME | POS | HT | WT | BORN | YR | COLLEGE | H.S. HOMETOWN |
| SPECIALISTS (3) | | | | | | | | |
| 3 | Gostkowski, Stephen | K | 6-1 | 215 | 1/28/1984 | 4 | Memphis | Madison, Miss. |
| 6 | Hanson, Chris | P | 6-2 | 202 | 10/25/1976 | 11 | Marshall | Sharpsburg, Ga. |
| 47 | Ingram, Jake | LS | 6-3 | 235 | 10/23/1985 | R | Hawaii | Mililani, Hawaii |
| RESERVE/INJURY (4) | | | | | | | | |
| # | NAME | POS | HT | WT | BORN | YR | COLLEGE | H.S. HOMETOWN |
| RESERVE/INJURY (4) | | | | | | | | |
| 66 | Bussey, George | OL | 6-3 | 305 | 10/24/1984 | R | Louisville | Louisville, Ky. |
| 98 | Crable, Shawn | LB | 6-5 | 243 | 12/26/1984 | 2 | Michigan | Massillon, Ohio |
| 53 | McKenzie, Tyrone | LB | 6-2 | 240 | 12/11/1985 | R | South Florida | Riverview, Fla. |
| 35 | Taylor, Chris | RB | 6-0 | 224 | 11/7/1983 | 4 | Indiana | Memphis, Tenn. |
| RESERVE/MILITARY (3) | | | | | | | | |
| # | NAME | POS | HT | WT | BORN | YR | COLLEGE | H.S. HOMETOWN |
| RESERVE/MILITARY (2) | | | | | | | | |
| 15 | Barnes, Tyree | WR | 6-0 | 196 | 4/15/1986 | R | Navy | Hampton, Va. |
| 44 | Kettani, Eric | RB | 5-11 | 235 | 3/26/1987 | R | Navy | Kirtland, Ohio |
| 15 | White, Shun | WR | 5-8 | 195 | 12/9/1985 | R | Navy | Memphis, Tenn. |



HOW THE PATRIOTS WERE BUILT

UPDATED: December 8, 2009

| <u>YEAR</u> | <u>DRAFTTEES (26)</u> | <u>VETERAN FREE AGENTS (14)</u> | <u>WAIVERS (2) / TRADES (3)</u> | <u>ROOKIE AND FIRST-YEAR FREE AGENTS (8)</u> |
|-------------|--|--|---|--|
| 1999 | Kevin Faulk (2) | | | |
| 2000 | Tom Brady (6b) | | | |
| 2001 | Matt Light (2) | | | Stephen Neal (fa) |
| 2002 | Jarvis Green (4b) | | | |
| 2003 | Ty Warren (1) Dan Koppen (5) | | | |
| 2004 | Vince Wilfork (1a) Benjamin Watson (1b) | | | Eric Alexander (fa) |
| 2005 | Logan Mankins (1) Nick Kaczur (3b) James Sanders (4) | | | Mike Wright (fa) |
| 2006 | Laurence Maroney (1) Stephen Gostkowski (4b) | | | Pierre Woods (fa) |
| 2007 | Brandon Meriweather (1) | Chris Hanson (fa)(NO) Sammy Morris (5)(MIA) Adalius Thomas (6)(BAL) | Randy Moss (1)(tr-OAK) Wes Welker (fa)(tr-MIA) | |
| 2008 | Jerod Mayo (1) Terrence Wheatley (2) Jonathan Wilhite (4) Matthew Slater (5) | Sam Aiken (4)(BUF) Dan Connolly (fa)(JAX) | Mark LeVoir (fa) (W-STL) | BenJarvus Green-Ellis (fa) Gary Guyton (fa) |
| 2009 | Pat Chung (2a) Ron Brace (2b) Darius Butler (2c) Sebastian Vollmer (2d) Rich Ohrnberger (4) Jake Ingram (6a) Myron Pryor (6b) Julian Edelman (7a) | Chris Baker (3)(NYJ) Tully Banta-Cain (7)(SF) Leigh Bodden (fa)(DET) Brandon McGowan (fa)(CHI) Rob Ninkovich (fa) Junior Seau (1) SD Shawn Springs (1)(WAS) Isaiah Stanback (4) (DAL) Fred Taylor (1)(JAX) | Derrick Burgess (3) (tr-OAK) Bret Lockett (fa) (W-CLE) <u>RESERVE/INJURED (5)</u> George Bussey Shawn Crable Tyrone McKenzie Brandon Tate Chris Taylor <u>RESERVE/MILITARY (3)</u> Tyree Barnes (fa) Eric Kettani (fa) Shun White (fa) | Kyle Arrington (fa) Brian Hoyer (fa) |

NOTE: Team in parenthesis is the player's prior team
(#) – indicates round drafted
(fa) – indicates non-drafted free agents



2009 TRANSACTIONS

UPDATED: December 8, 2009

JANUARY, 2009

1/27/2009 Reese, Floyd Hired as Senior Football Advisor

FEBRUARY, 2009

2/3/2009 Boyer, Josh Named Defensive Backs Coach
 2/3/2009 O'Brien, Bill Named Quarterbacks Coach
 2/3/2009 O'Brien, Scott Hired as Special Teams Coach
 2/5/2009 Cassel, Matt Designated Franchise Player
 2/12/2009 Ossenfort, Monti Named National Scout
 2/12/2009 Robinson, Jon Named Director of College Scouting
 2/12/2009 Waldron, Shane Named Tight Ends Coach
 2/17/2009 Washington, Kelley Released
 2/17/2009 Yates, Billy Released
 2/18/2009 Banta-Cain, Tully Signed as Veteran Free Agent (SF)
 2/18/2009 Listorti, Brad Signed as First-Year Free Agent (NYJ)
 2/20/2009 Yates, Billy Re-Signed
 2/25/2009 Licht, Jason Hired as Director of Pro Personnel
 2/25/2009 O'Shea, Chad Hired as Receivers Coach
 2/27/2009 Taylor, Fred Signed as Veteran Free Agent (JAX)
 2/27/2009 Robertson, Darrell Released
 2/28/2009 Cassel, Matt Traded to Kansas City
 2/28/2009 Vrabel, Mike Traded to Kansas City

MARCH, 2009

3/2/2009 Baker, Chris Signed as Veteran Free Agent (NYJ)
 3/2/2009 Hochstein, Russ Re-Signed
 3/5/2009 Alexander, Eric Re-Signed
 3/5/2009 Hanson, Chris Re-Signed
 3/5/2009 Lewis, Greg Acquired Via Trade (PHI)
 3/5/2009 Sanders, James Re-Signed
 3/10/2009 Hodel, Nathan Signed as Veteran Free Agent (ARZ)
 3/11/2009 Bodden, Leigh Signed as Veteran Free Agent (DET)
 3/11/2009 Springs, Shawn Signed as Veteran Free Agent (WAS)
 3/16/2009 Johnson, Al Signed as Veteran Free Agent (MIA)
 3/16/2009 Britt, Wesley Re-Signed
 3/16/2009 Ventrone, Ray Re-Signed
 3/16/2009 Williams, Tank Re-Signed
 3/16/2009 Wright, Mike Re-Signed
 3/19/2009 Galloway, Joey Signed as Veteran Free Agent (TB)
 3/23/2009 Duckett, Damane Signed as Veteran Free Agent (SF)

APRIL, 2009

4/21/2009 Woods, Pierre Re-Signed
 4/23/2009 Smith, Kenny Re-Signed
 4/25/2009 Chung, Patrick Drafted
 4/25/2009 Brace, Ron Drafted
 4/25/2009 Butler, Darius Drafted
 4/25/2009 Vollmer, Sebastian Drafted
 4/26/2009 Tate, Brandon Drafted
 4/26/2009 McKenzie, Tyrone Drafted
 4/26/2009 Ohnberger, Rich Drafted
 4/26/2009 Bussey, George Drafted
 4/26/2009 Ingram, Jake Drafted
 4/26/2009 Pryor, Myron Drafted
 4/26/2009 Edelman, Julian Drafted
 4/26/2009 Richard, Darryl Drafted
 4/26/2009 Hobbs, Ellis Traded to Philadelphia
 4/29/2009 Ruud, Bo Released
 4/30/2009 Smith, Alex Acquired Via Trade (TB)
 4/30/2009 Appleby, Antonio Signed as Rookie Free Agent
 4/30/2009 Hoyer, Brian Signed as Rookie Free Agent
 4/30/2009 Love, Jamar Signed as Rookie Free Agent
 4/30/2009 McClinton, Marcus Signed as Rookie Free Agent
 4/30/2009 Porter, Jermail Signed as Rookie Free Agent

MAY, 2009

5/4/2009 Ciurciu, Vinny Signed as Veteran Free Agent (MIN)
 5/4/2009 Williams, Stephen Signed as Veteran Free Agent (CAR)
 5/4/2009 Cuff, Omar Signed as First-Year Free Agent (TB)
 5/4/2009 Ortiz, Robert Re-Signed as First-Year Free Agent
 5/4/2009 Barnes, Tyree Signed as Rookie Free Agent
 5/4/2009 Kettani, Eric Signed as Rookie Free Agent
 5/4/2009 Perez, Aaron Signed as Rookie Free Agent
 5/4/2009 White, Shun Signed as Rookie Free Agent
 5/5/2009 McGowan, Brandon Signed as Unrestricted Free Agent (CHI)
 5/5/2009 Malone, Tom Released
 5/11/2009 Nunn, Terrence Signed as Rookie Free Agent
 5/26/2009 Duckett, Damane Released
 5/26/2009 Listorti, Brad Released

MAY, 2009

5/27/2009 Lenon, Paris Signed as Unrestricted Free Agent (DET)
 5/29/2009 Perez, Aaron Released

JUNE, 2009

6/1/2009 Malone, Tom Re-signed
 6/4/2009 Pass, Patrick Signed as a Veteran Free Agent (NYG)
 6/4/2009 Smith, Kenny Released
 6/4/2009 Craig, Angelo Released
 6/4/2009 Cuff, Omar Released
 6/4/2009 McClinton, Marcus Released
 6/11/2009 Pass, Patrick Released
 6/16/2009 Ohnberger, Rich Signed/Draft Choice
 6/16/2009 Appleby, Antonio Released

JULY, 2009

7/13/2009 Butler, Darius Signed/Draft Choice
 7/16/2009 Richard, Darryl Signed/Draft Choice
 7/23/2009 Brace, Ron Signed/Draft Choice
 7/23/2009 Vollmer, Sebastian Signed/Draft Choice
 7/23/2009 Tate, Brandon Signed/Draft Choice
 7/23/2009 Bussey, George Signed/Draft Choice
 7/23/2009 Pryor, Myron Signed/Draft Choice
 7/23/2009 Edelman, Julian Signed/Draft Choice
 7/23/2009 Ortiz, Robert Released
 7/23/2009 Barnes, Tyree Placed on Reserve/Military
 7/23/2009 Kettani, Eric Placed on Reserve/Military
 7/27/2009 Chung, Pat Signed/Draft Choice
 7/27/2009 Spann, Antwain Released
 7/28/2009 Jones, Herana-Daze Signed
 7/28/2009 Porter, Jermail Released
 7/29/2009 Ingram, Jake Signed/Draft Choice
 7/29/2009 Love, Jamar Released

AUGUST, 2009

8/1/2009 Malone, Tom Released
 8/2/2009 Love, Jamar Signed
 8/2/2009 Ninkovich, Rob Signed
 8/2/2009 Redd, Vince Released
 8/3/2009 Walter, Andrew Signed
 8/3/2009 Gutierrez, Matt Released
 8/6/2009 Burgess, Derrick Acquired Via Trade (OAK)
 8/6/2009 Johnson, Al Released
 8/17/2009 Taylor, Chris Signed
 8/17/2009 Smith, Le Kevin Traded to Denver for undisclosed draft pick
 8/17/2009 White, Shun Placed on Reserve/Military
 8/18/2009 Rogers, Roderick Signed
 8/19/2009 Richardson, Mike Released
 8/23/2009 DeVree, Tyson Released
 8/25/2009 Hochstein, Russ Traded to Denver for undisclosed draft pick
 8/25/2009 McKenzie, Tyrone Signed/Draft Choice
 8/25/2009 Williams, Tank Released
 8/26/2009 Ortiz, Robert Signed
 8/31/2009 Bruschi, Teddy Announced his Retirement
 8/31/2009 Hodel, Nathan Released
 8/31/2009 O'Connell, Kevin Released
 8/31/2009 LeVoi, Mark Placed on Reserve/P.U.P.
 8/31/2009 McKenzie, Tyrone Placed on Reserve/Injured (knee)
 8/31/2009 Tate, Brandon Placed on Reserve/N.F.I.

SEPTEMBER, 2009

9/4/2009 Ciurciu, Vinny Released
 9/4/2009 Ortiz, Robert Released
 9/4/2009 Rogers, Roderick Released
 9/4/2009 Walter, Andrew Released
 9/4/2009 Williams, Stephen Released
 9/4/2009 Yates, Billy Released
 9/5/2009 Adams, Titus Released
 9/5/2009 Britt, Wesley Released
 9/5/2009 Bussey, George Placed on Reserve/Injured (knee)
 9/5/2009 Crable, Shawn Placed on Reserve/Injured (groin)
 9/5/2009 Jones, Herana-Daze Released
 9/5/2009 Lenon, Paris Released
 9/5/2009 Love, Jamar Released
 9/5/2009 Nunn, Terrence Released
 9/5/2009 O'Callaghan, Ryan Released
 9/5/2009 Richard, Darryl Released
 9/5/2009 Smith, Alex Released
 9/5/2009 Taylor, Chris Placed on Reserve/Injured (shoulder)



2009 TRANSACTIONS

SEPTEMBER, 2009

| | | |
|-----------|----------------------|--|
| 9/5/2009 | Ventrone, Ray | Released |
| 9/5/2009 | Thomas, David | Traded to N.O. for an undisclosed draft pick |
| 9/5/2009 | Matthews, Michael | Acquired via trade (NY Giants) |
| 9/6/2009 | Seymour, Richard | Traded to Oak. for an undisclosed draft pick |
| 9/6/2009 | Simmons, Kendall | Signed |
| 9/7/2009 | Adams, Titus | Signed to the Practice Squad |
| 9/7/2009 | Brown, Patrick | Signed to the Practice Squad |
| 9/7/2009 | Grady, Adrian | Signed to the Practice Squad |
| 9/7/2009 | Terrence Nunn | Signed to the Practice Squad |
| 9/7/2009 | Darryl Richard | Signed to the Practice Squad |
| 9/7/2009 | Stanback, Isaiah | Signed to the Practice Squad |
| 9/7/2009 | Willingham, DeAngelo | Signed to the Practice Squad |
| 9/7/2009 | Lockett, Bret | Claimed off waivers from Cleveland |
| 9/7/2009 | Lewis, Greg | Released |
| 9/8/2009 | Agnone, Robbie | Signed to the Practice Squad |
| 9/21/2009 | Willingham, DeAngelo | Released from the Practice Squad |
| 9/21/2009 | Arrington, Kyle | Signed to the Practice Squad |
| 9/22/2009 | Burgess, Prescott | Acquired via trade (Baltimore) |
| 9/22/2009 | Wendell, Ryan | Released |
| 9/24/2009 | Wendell, Ryan | Signed to the Practice Squad |
| 9/24/2009 | Brown, Patrick | Released from the Practice Squad |
| 9/28/2009 | Sands, Terrell | Signed |
| 9/28/2009 | Burgess, Prescott | Released |
| 9/30/2009 | Burgess, Prescott | Signed to the Practice Squad |
| 9/30/2009 | Grady, Adrian | Released from the Practice Squad |

OCTOBER, 2009

| | | |
|------------|-------------------|------------------------------|
| 10/7/2009 | Davis, Bruce | Signed to the Practice Squad |
| 10/14/2009 | Seau, Junior | Signed |
| 10/14/2009 | Sands, Terrell | Released |
| 10/20/2009 | Galloway Joey | Released |
| 10/20/2009 | Matthews, Michael | Released |
| 10/25/2009 | LeVoi, Mark | Activated to 53-man roster |
| 10/25/2009 | Tate, Brandon | Activated to 53-man roster |

NOVEMBER, 2009

| | | |
|------------|------------------|---|
| 11/3/2009 | Myers, Rob | Signed to the practice squad |
| 11/3/2009 | Agnone, Robbie | Placed on practice squad/injured (shoulder) |
| 11/6/2009 | Simmons, Kendall | Released |
| 11/8/2009 | Arrington, Kyle | Signed from the practice squad |
| 11/10/2009 | Williams, Thomas | Signed to the practice squad |
| 11/14/2009 | Tate, Brandon | Placed on Reserve/Injured (knee) |
| 11/14/2009 | Stanback, Isaiah | Signed from the practice squad |
| 11/17/2009 | Grady, Adrian | Signed to the practice squad |



UNOFFICIAL DEPTH CHART

Unofficial depth chart compiled by Patriots media relations, December 8, 2009

OFFENSE

| | | |
|--------------------------------|-----------------------------|-----------------------------|
| WR: 83 Wes Welker | 88 Sam Aiken | 18 Matthew Slater |
| LT: 72 Matt Light | <u>76 Sebastian Vollmer</u> | |
| LG: 70 Logan Mankins | 63 Dan Connolly | |
| C: 67 Dan Koppen | 63 Dan Connolly | |
| RG: 61 Stephen Neal | <u>60 Rich Ohrnberger</u> | |
| RT: 77 Nick Kaczur | 64 Mark LeVair | <u>76 Sebastian Vollmer</u> |
| TE 84 Benjamin Watson | 86 Chris Baker | |
| WR: 81 Randy Moss | <u>11 Julian Edelman</u> | 15 Isaiah Stanback |
| QB: 12 Tom Brady | <u>8 Brian Hoyer</u> | 15 Isaiah Stanback |
| RB: 39 Laurence Maroney | 34 Sammy Morris | 21 Fred Taylor |
| RB: 33 Kevin Faulk | 42 BenJarvus Green-Ellis | |

DEFENSE

| | | |
|-----------------------------------|-----------------------|-------------------------|
| LE: 94 Ty Warren | <u>91 Myron Pryor</u> | |
| NT: 75 Vince Wilfork | 99 Mike Wright | <u>92 Ron Brace</u> |
| RE: 97 Jarvis Green | <u>91 Myron Pryor</u> | |
| OLB 95 Tully Banta-Cain | 58 Pierre Woods | 50 Rob Ninkovich |
| ILB: 51 Jerod Mayo | 52 Eric Alexander | |
| ILB: 59 Gary Guyton | 55 Junior Seau | |
| OLB 96 Adalius Thomas | 53 Derrick Burgess | |
| LCB: 24 Jonathan Wilhite | 22 Terrence Wheatley | <u>28 Darius Butler</u> |
| RCB 23 Leigh Bodden | 29 Shawn Springs | 27 Kyle Arrington |
| SS: 31 Brandon Meriweather | <u>25 Pat Chung</u> | |
| FS: 30 Brandon McGowan | 36 James Sanders | <u>38 Bret Lockett</u> |

SPECIAL TEAMS

| | | |
|----------------------------------|----------------------|-------------------------|
| K: 3 Stephen Gostkowski | 6 Chris Hanson | |
| P: 6 Chris Hanson | 3 Stephen Gostkowski | |
| H: 6 Chris Hanson | <u>8 Brian Hoyer</u> | |
| PR: 83 Wes Welker | 33 Kevin Faulk | 22 Terrence Wheatley |
| KR: 18 Matthew Slater | 39 Laurence Maroney | 28 <u>Darius Butler</u> |
| LS: <u>47 Jake Ingram</u> | | |

PRONUNCIATION GUIDE

| | | | |
|--------------------|-------------|----------------|------------|
| Leigh Bodden | BOD-in | Mark LeVair | la-VORE |
| Stephen Gostkowski | gust-OW-ski | Jerod Mayo | je-ROD |
| Nick Kaczur | KĀ-zur | Adalius Thomas | ah-DAY-lus |
| Dan Koppen | COPE-en | | |