



MIAMI DOLPHINS MEDIA INFORMATION

MIAMI DOLPHINS, LTD. • 7500 S.W. 30TH STREET • DAVIE, FLORIDA • 33314 • (954) 452-7010 • MIAMIDOLPHINS.COM

FOR IMMEDIATE RELEASE
December 1, 2009

CONTACTS: HARVEY GREENE/
FITZ OLLISON/
JASON JENKINS

DOLPHINS FINISH DIVISION SCHEDULE VS. NEW ENGLAND



**MIAMI DOLPHINS (5-6) vs.
NEW ENGLAND PATRIOTS (7-4)
DECEMBER 6, 2009
LAND SHARK STADIUM
MIAMI GARDENS, FL – 1:00 P.M. (ET)
REGULAR SEASON GAME NO. 10**



THIS WEEK'S GAME

Dolphins vs. Patriots

Miami currently leads the season series by a 49-39 margin. The Dolphins have outscored the Patriots 1,940 to 1,767 in the team's 88 contests. New England won the first contest on November 8, 2009 at Gillette Stadium 27-17. In 2008, both squads won at each team's home field with Miami beating New England, 38-13 at Foxborough on September 21, 2008 and the Patriots returning the favor at Land Shark Stadium with a 48-28 win on November 23, 2008.

2009 Regular Season Schedule

<u>Date</u>	<u>Opponent</u>	<u>Time (EST)</u>	<u>Network</u>
9-13	at Atlanta	1:00 p.m.	L, 7-19
9-21	Indianapolis	8:30 p.m.	L, 23-27
9-27	at San Diego	4:15 p.m.	L, 13-23
10-4	Buffalo	4:05 p.m.	W, 38-10
10-12	NY Jets	8:30 p.m.	W, 31-27
10-18	BYE		
10-25	New Orleans	4:15 p.m.	L, 34-46
11-1	at NY Jets	1:00 p.m.	W, 30-25
11-8	at New England	1:00 p.m.	L, 17-27
11-15	Tampa Bay	1:00 p.m.	W, 25-23
11-19	at Carolina	8:20 p.m.	W, 24-17
11-29	at Buffalo	1:00 p.m.	L, 14-31
12-6	New England	1:80 p.m.	CBS
12-13	at Jacksonville	1:00 p.m.	CBS
12-20	at Tennessee	1:00 p.m.	CBS
12-27	Houston	1:00 p.m.	CBS
1-3	Pittsburgh	1:00 p.m.	CBS

Miami Dolphins Media Website

To further assist the media in their coverage of the Miami Dolphins, please visit the team's media website at media.miamidolphins.com. Through this site, accredited media ONLY will be able to download feature news-clip files of current and former Dolphin players and coaches, game books from past Dolphin games, transcripts from press conferences, game releases, daily releases and much more. In addition, hundreds of photographs are available on the site for publication purposes. For more information on how to access this web site, please contact the media relations department at (954) 452-7010.

Game Fast Facts

What: Miami Dolphins vs. New England Patriots
Where: Land Shark Stadium, Miami Gardens, FL.
Kickoff Time: 1:00 p.m. (ET)
TV: CBS-TV (WFOR, 4; WINK 11, WPEC 12)
 (Jim Nantz, Phil Simms)
Radio: WQAM (560 AM) and statewide affiliate
 (Jimmy Cefalo, Jim Mandich, Joe Rose)
 WSUA (1260 AM, Radio Caracol) Spanish
 (Roly Martin, Raul Striker, Jr.)
 Westwood One
 (Howard David, Dan Reeves, Scott Graham)

<u>Mon. – 11/30</u>	<u>Tues. – 12/1</u>	<u>Wed – 12/2</u>	<u>Thu. – 12/3</u>	<u>Fri. – 12/4</u>	<u>Sat. – 12/5</u>	<u>Sun. – 12/6</u>
Media Sparano: 11:30 a.m. Players: Noon	Players Day Off	Practice 11:00 a.m. Media Players: 1:45 p.m. Sparano: 2:30 p.m. Conference Calls TBA	Practice 11:00 a.m. Media Coordinators: 1:00 p.m. Players: 12:45 p.m. Sparano: 1:45 p.m.	Practice 11:00 a.m. Media Players: 12:45 p.m. Sparano: 1:45 p.m.	No Availability	Kickoff vs. New England 1:00 p.m. (EST)

TELEVISION/RADIO

The game will be broadcast nationally on **CBS** and televised live in the Miami-Ft. Lauderdale area on **WFOR-TV (Channel 4)**. **Jim Nantz** calls the play-by-play with **Phil Simms** adding the color analysis. **WINK Ch. 11** in Fort Myers and in West Palm Beach on **WPEC Ch. 12**.

The contest will also air on the Dolphins flagship, **WQAM Radio** (560 AM) and a network of affiliates throughout Florida. A trio of former Dolphins will bring the action to all Dol-Fans. Former wide receiver **Jimmy Cefalo** calls the

game action, while former tight ends **Jim Mandich** and **Joe Rose** add the commentary.

The game also will air on the Spanish home of the Dolphins, **WSUA (Radio Caracol, 1260 AM)** with **Roly Martin** and **Raul Striker, Jr.** in the broadcast booth.

Westwood One will broadcast the game nationally. **Howard David** and **Dan Reeves** will be in the booth, while **Scott Graham** will serve as the studio host.



All Dolphins games in 2009 will be carried on the team's flagship, **WQAM (560 AM)**, which emanates out of South Florida. This season marks the third year of the return of WQAM as the flagship station of the Miami Dolphins Radio Network.

In addition, the latest Dolphins news can be heard on "Dolphins Tonight," which airs on WQAM from 7:00 – 8:00 p.m. Monday through Friday and is hosted by Kim Bokamper. The show features interviews with a variety of Dolphins personnel, including players, Head Coach Tony Sparano and General Manager Jeff Ireland.

Dolphins games will air statewide through an extensive network of affiliates in 2009, which consists of the following:

- | | |
|--|-------------------------------------|
| Belle Glade - WBGF 93.5 FM | Daytona Beach - WOCL 105.9 FM |
| Ft. Lauderdale - WQAM 560 AM | Ft Myers - WRXX-FM 96.1 FM |
| Gainesville - WBXY 99.5 FM | Key West - WKWF 1600 AM |
| Live Oak - WLVO 106.1 FM | Marathon - WFFG 1300 AM |
| Melbourne - WMMB 1240 AM | Miami - WQAM 560 AM |
| Naples - WRXX-FM 96.1 FM | Ocala - WBXY 99.5 FM |
| Orlando - WOCL 105.9 FM | Port St. Lucie - WPSL 1590 AM |
| Panama City/Pensacola/Fort Walton Beach - WGCX-95.7 FM | Tallahassee - WHBT 1410 AM |
| Stuart/Ft. Pierce - WQOL 103.7 FM | West Palm Beach - WFL (ESPN) 760 AM |
| Vero Beach - WQOL 103.7 FM | |



DOLPHINS IN THE DIVISION 2009 AFC EAST STANDINGS



Team	W	L	T	Pct.	PF	PA	vs. AFC East	Home	Road	Streak
New England	7	4	0	.636	307	202	3-1	6-0	1-4	L-1
Miami	5	6	0	.455	256	275	3-2	3-2	2-4	L-1
NY Jets	5	6	0	.455	230	195	1-4	3-3	2-3	W-1
Buffalo	4	7	0	.364	186	242	2-2	2-3	2-4	W-1

This Week's Games

New England at Miami, 1:00 p.m.
New York Jets at Buffalo, 8:20 p.m.


Last Week's Results

Buffalo 31, Miami 14
New York Jets 17, Carolina 6
New England at New Orleans, 8:30 p.m.

Next Week's Games

Miami at Jacksonville, 1:00 p.m.
Carolina at New England, 1:00 p.m.
Buffalo at Kansas City, 1:00 p.m.

PROBABLE STARTERS (OFFENSE)




WR Ted Ginn, Jr. (D1, '07)

Third-year veteran is third on the team in receptions (25) and yards (268). Caught a career-high 11 passes vs. Indianapolis (9/21).

Ginn Jr. vs. the Patriots

<u>G</u>	<u>Rec</u>	<u>Yds</u>	<u>Avg</u>	<u>LG</u>	<u>TD</u>
5	18	208	11.6	46	0



LT Jake Long (D1, '08)

Started his 27th consecutive game at left tackle at Buffalo (11/29). Part of an offensive line that has only allowed one sack over last three games (vs. Tampa 11/15, at Carolina 11/19, at Buffalo 11/29).

Long's fourth game vs. New England



LG Justin Smiley (UFA, '08 (SF))

Sixth-year veteran missed game vs. Tampa Bay (11/15) with a shoulder injury and saw action as a reserve at Carolina (11/19) and at Buffalo (11/29).

Smiley's fifth game vs. New England



C Jake Grove (UFA, '09 (OAK))

Sixth-year veteran started at center at Carolina (11/15) and was part of a front that rushed for 154 yards against the Panthers. Missed game at Buffalo (11/29) due to an ankle injury.

Grove's fourth game vs. New England



RG Donald Thomas (D6b, '08)

Second-year veteran started at right guard at Buffalo (11/29) and helped the team amass 325 total yards against the Bills.

Thomas' second game vs. New England



RT Vernon Carey (D1, '04)

Sixth-year veteran started at right tackle at Buffalo (11/29) and helped the team rush for 157 yards against the Bills..

Carey's twelfth game vs. New England



TE Anthony Fasano (T, '08 (DAL))

Has caught 19 passes for 187 yards on the season. Fourth-year veteran caught a season high five passes for 74 yards and at Buffalo (11/29).

Fasano vs. the Patriots

<u>G</u>	<u>Rec</u>	<u>Yds</u>	<u>Avg</u>	<u>LG</u>	<u>TD</u>
4	5	112	22.4	26	1




WR Davone Bess (FA, '08)

Second-year player leads team in receptions (49) and receiving yards (431). Had seven receptions at Atlanta (9/13) and San Diego (9/27), good for the second most in his career. Led team with six catches for 63 yards at Carolina (11/19).

Bess vs. the Patriots

<u>G</u>	<u>Rec</u>	<u>Yds</u>	<u>Avg</u>	<u>LG</u>	<u>TD</u>
3	12	147	12.3	36	0




QB Chad Henne (D2b, '08)

For the season, he has completed 144 of 249 passes for 1,512 yards, seven touchdowns and seven interceptions with a 73.2 quarterback rating. Is 5-3 as a starter.

Henne vs. the Patriots

<u>G</u>	<u>Att</u>	<u>Cmp</u>	<u>Yds</u>	<u>Pct</u>	<u>TD</u>	<u>Int</u>	<u>LG</u>	<u>Rate</u>
3	34	19	219	55.9	0	0	23	75.5



RB Ricky Williams (T, '00 (NO))

Ninth-year veteran leads the team in rushing yards (792), average (5.1) and touchdowns (9). Recorded his second three touchdown game of the season at Carolina (11/19), when he ran for two scores and caught a touchdown pass. It was the first time in his career that he had a rushing and receiving touchdown. Has rushed for over 100 yards in three consecutive games.


Ricky Williams vs. the Patriots

Rushing

<u>G</u>	<u>No</u>	<u>Yds</u>	<u>Avg</u>	<u>LG</u>	<u>TD</u>
10	202	781	3.9	30	5

Receiving

<u>G</u>	<u>Rec</u>	<u>Yds</u>	<u>Avg</u>	<u>LG</u>	<u>TD</u>
10	15	124	8.3	19	1



FB Lousaka Polite (FA, '08)

Had a career high 22 rushing yards on three carries at Buffalo (11/29), good for a 7.3 yard average. Has 25 carries for 85 yards and five receptions for 20 yards on the season.

Polite vs. the Patriots

Rushing

<u>G</u>	<u>No</u>	<u>Yds</u>	<u>Avg</u>	<u>LG</u>	<u>TD</u>
2	3	7	2.3	4	0

Additional Dolphins vs. Patriots

Greg Camarillo vs. the Patriots

<u>G</u>	<u>Rec</u>	<u>Yds</u>	<u>Avg</u>	<u>LG</u>	<u>TD</u>
5	17	232	13.6	33	2

Joey Haynos vs. the Patriots

<u>G</u>	<u>Rec</u>	<u>Yds</u>	<u>Avg</u>	<u>LG</u>	<u>TD</u>
1	3	29	9.7	21	1

PROBABLE STARTERS (DEFENSE)



LE Kendall Langford (D3, '08)
Second-year veteran has 24 tackles on the season. Notched his first sack on an eight yard stop of Phillip Rivers at San Diego (9/27) and added a half sack at Buffalo (11/29)..

Langford vs. the Patriots

G	Tot	Sol	Ast	Sk/Yds	Int/Yds	PD	FF	FR
3	7	4	3	0/0	0/0	1	0	0



NT Paul Soliai (D4, '07)
Started twice and played in a reserve role seven games. Had six tackles and a forced fumble at New York Jets (11/1) that was recovered by Jason Taylor who returned it 48 yards for a touchdown.

Soliai vs. the Patriots


G	Tot	Sol	Ast	Sk/Yds	Int/Yds	PD	FF	FR
4	1	1	0	0/0	0/0	0	0	0



RE Randy Starks (UFA, '08 (TEN))
Sixth-year veteran has 38 tackles on the season. Has 6.0 sacks which surpassed his career high of 4.5 during his 2004 rookie season with the Tennessee Titans. The University of Maryland has had at least .5 sacks in the seven of his last eight games.

Starks vs. the Patriots

G	Tot	Sol	Ast	Sk/Yds	Int/Yds	PD	FF	FR
4	9	6	3	1/5	1/8	2	0	0



LB Jason Taylor (FA, '09 (WAS))
Has 28 tackles, 6.0 sacks, four pass defended and two forced fumbles on the season. Recorded ninth touchdown of his career with a 48-yard return at New York (11/1). Thirteen-year veteran notched his 30th multiple sack game (1.5 or more) of his career vs. New Orleans with 2.0 sacks on Drew Brees (10/4). Recorded his first interception of the season vs. Tampa Bay (11/15).

Taylor vs. the Patriots

G	Tot	Sol	Ast	Sk/Yds	Int/Yds	PD	FF	FR
23	87	53	34	12/74	3/38	11	4	2



LB Channing Crowder (D3, '05)
Fifth-year veteran has 42 tackles (35 solo) on the season. Missed games at the New York Jets (11/1) and at New England (11/8) with a shoulder injury. Returned vs. Tampa Bay (11/25) to record his first full sack since December 17, 2006 vs. the Buffalo Bills.

Crowder vs. the Patriots


G	Tot	Sol	Ast	Sk/Yds	Int/Yds	PD	FF	FR
7	31	20	11	0/0	0/0	1	1	0



LB Akin Ayodele (T, '08 (DAL))
Eighth-year veteran leads linebackers with 46 tackles (36 solo) on the season.

Ayodele vs. the Patriots

G	Tot	Sol	Ast	Sk/Yds	Int/Yds	PD	FF	FR
5	28	19	9	0/0	0/0	1	0	0



LB Joey Porter (FA, '07)
Has 25 tackles and 6.0 sacks on the season. Recorded two sacks at Carolina (11/15) and 2.5 sacks at Buffalo (11/29). It was also the 189h career multi-sack game for Porter, and sixth as a Dolphin.

Porter vs. the Patriots

G	Tot	Sol	Ast	Sk/Yds	Int/Yds	PD	FF	FR
8	32	27	5	11/53	0/0	2	4	0



CB Vontae Davis (D1, '09)
Has 31 tackles (28 solo) on the season. Returned a Trent Edwards interception 23-yards for his first career touchdown vs. Buffalo (10/4). Added another pick when he out jumped Randy Moss at New England (11/8).

Davis vs. the Patriots


G	Tot	Sol	Ast	Sk/Yds	Int/Yds	PD	FF	FR
1	6	6	0	0/0	1/15	2	0	0



CB Sean Smith (D2b, '09)
Was the team's first opening rookie starter at Atlanta (9/13) since September 7, 1980 when Don McNeal started against Buffalo. Leads the team with 10 passes defended.

Smith vs. the Patriots

G	Tot	Sol	Ast	Sk/Yds	Int/Yds	PD	FF	FR
1	6	6	0	0/0	0/0	0	0	0



S Jeremiah Bell (D6c, '03)
Sixth-year veteran leads the team with 83 tackles (64 solo). Has five pass defended on the season. Recorded 1.5 sacks vs. New Orleans (10/25) and has 7.5 for his career, tops for a defensive back in team history. Added his first interception of the season at Buffalo (11/29).

Bell vs. the Patriots

G	Tot	Sol	Ast	Sk/Yds	Int/Yds	PD	FF	FR
8	42	28	14	2/4	1/0	3	2	1



S Gibril Wilson (FA, '09)
Sixth-year veteran ranks second on the team with 68 tackles (50 solo). Recorded a sack on Mark Sanchez at New York Jets (11/1).

Wilson vs. the Patriots

G	Tot	Sol	Ast	Sk/Yds	Int/Yds	PD	FF	FR
3	26	20	6	1/0	1/5	2	0	0

Additional Dolphins vs. Patriots

Jason Allen vs. the Patriots

G	Tot	Sol	Ast	Sk/Yds	Int/Yds	PD	FF	FR
7	16	13	3	0/0	1/13	3	0	0

Phillip Merling vs. the Patriots

G	Tot	Sol	Ast	Sk/Yds	Int/Yds	PD	FF	FR
3	8	6	2	1/4	0/0	0	0	1

Reggie Torbor vs. the Patriots

G	Tot	Sol	Ast	Sk/Yds	Int/Yds	PD	FF	FR
4	13	8	5	1/10	0/0	1	0	0

DOLPHINS-PATRIOTS SERIES FAST FACTS

Dolphins' Largest Margin of Victory: 52 (Dolphins 52, Patriots 0, 11/12/72 at Orange Bowl)
Patriots' Largest Margin of Victory: 34 (Patriots 34, Dolphins 0, 10/12/80 at Foxboro)
Current Series Streak: Patriots 2 (11/23/08 – 11/8/09)
Dolphins' Longest Win Streak: 9 (9/17/89 – 11/21/93)
Patriots' Longest Win Streak: 7 (1/12/86 – 11/20/88)
Most Points by Dolphins: 52, Patriots 0 (11/12/72 at Orange Bowl)
Most Points by Patriots: 49, Dolphins 28 (10/21/07 at Dolphin Stadium)
Most Points, Both Teams: 77 (Patriots 49, Dolphins 28, 10/21/07 at Dolphin Stadium)
Fewest Points by Dolphins: 0, Patriots 34 (10/12/80 at Foxboro); Patriots 3 (12/12/82 at Foxboro); Patriots 12 (12/7/03 at Foxboro)
Fewest Points by Patriots: 0, Dolphins 52 (11/12/72 at Orange Bowl); Dolphins 21 (12/10/06 at Dolphin Stadium)
Fewest Points, Both Teams: 3 (Patriots 3, Dolphins 0, 12/12/82 at Foxboro)

SERIES INDIVIDUAL SUPERLATIVES

	Dolphins	Patriots
Rushing Yards:	197, Mercury Morris, @Mia, 9/30/73	142, Curtis Martin, @Mia., 11/12/95
Passing Yards:	473, Dan Marino, @Mia., 9/4/94	423, Drew Bledsoe, @N.E., 11/23/98
Receptions:	12, Jim Jensen, @N.E., 11/6/88	10, Terry Glenn, @N.E., 11/3/96
Receiving Yards:	211, Irving Fryar, @Mia., 9/4/94	182, Stanley Morgan, @N.E., 11/8/81

SERIES TEAM SUPERLATIVES

	Dolphins	Patriots
Total Yards:	552, @ New England, 10/21/84	492, @New England, 11/8/81
Rushing Yards:	304, @New England, 12/3/72	278, @New England, 9/19/76
Passing Yards:	456, @ Miami, 9/4/94	418, @Miami, 9/4/94

CURRENT NEW ENGLAND PATRIOTS STATISTICS IN GAMES VS. MIAMI (REGULAR SEASON)

RUSHING

NAME	G	ATT	YDS.	AVG	TD
Kevin Faulk	20	120	492	4.1	1
Laurence Maroney	4	58	307	5.3	2
Fred Taylor	3	47	200	4.3	2
Sammy Morris	8	27	90	3.3	1

RECEIVING

NAME	G	NO	YDS	.AVG	TD
Randy Moss	8	43	694	16.1	9
Kevin Faulk	20	45	438	9.7	2
Wes Welker	5	37	446	12.1	2
Fred Taylor	3	9	66	7.3	0
Sammy Morris	8	7	31	4.4	0
Tom Brady	15	1	23	23.0	0

PASSING

NAME	G	ATT	CMP	YDS.	TD	INT
Tom Brady	15	424	246	2,779	26	14
Kevin Faulk	19	1	1	23	0	0
Randy Moss	7	1	1	13	1	0

NFL RANKINGS IN THE TOP 10

Defense

Category	Rank	No
Rushing Yards per Attempt	10	4.1
Rushing Yards per Game	4	105.9

Offense

Category	Rank	No
First Downs Rushing	1	88
3rd Down Efficiency	2	49%
Rushing Touchdowns	T-2	16
Rushing Yards	3	1,560
Rushing Yards per Game	4	156.0
Rushing Yards per Attempt	7	4.7

Special Teams

Category	Rank	No
Field Goal Percentage	T-3	94.1%
Kickoff Return Average	5	25.9

Individual

Offense

Category	Rank	No
Dan Carpenter (Field Goal Pct.)	1	94.1
Ted Ginn Jr. (Kickoff Return Avg.)	1	30.4
Ricky Williams (Rushing Avg.)	5	5.3
Brown/Williams (Rushing TDs)	T-4	8
Ricky Williams (10+ yard rushes)	T-7	19
Brandon Fields (Net Avg.)	8	40.0

Miami Dolphins

Offense	Total	Rush	Pass
AFC	12 (317.9)	3 (156.1)	14 (161.8)
NFL	22 (317.9)	3 (156.1)	30 (161.8)

Defense	Total	Rush	Pass
AFC	10 (341.0)	6 (108.0)	12 (233.0)
NFL	19 (341.0)	12 (108.0)	23 (233.0)

New England Patriots

Offense	Total	Rush	Pass
AFC	1 (411.5)	9 (114.5)	2 (297.0)
NFL	2 (411.5)	17 (114.5)	2 (297.0)

Defense	Total	Rush	Pass
AFC	6 (366.7)	9 (165.9)	5 (200.8)
NFL	12 (366.7)	16 (165.9)	10 (200.8)

THE COACHES



Tony Sparano became the eighth head coach in Dolphins history on January 16, 2008. He is in his 11th season in the NFL and his 26th year in the coaching profession. In his first year as the Dolphins' head coach in 2008, Sparano guided the team to a single season turnaround matched just once in NFL history. Taking over a 1-15 squad from a year earlier, he led the Dolphins to an 11-5 record and the AFC East title. His ten-game improvement has been achieved only one other time in league annals, in 1999 when the Indianapolis Colts went from 3-13 to 13-3. Before leading the Dolphins, he spent five seasons (2003-07) on the staff of the Dallas Cowboys, during which time

the team made three playoff appearances. He tutored the Cowboys' offensive line the last three years while also holding the title of assistant head coach the past two seasons. He coached the team's tight ends his first two seasons in Dallas. Prior to joining the Cowboys, Sparano had NFL stops in Cleveland (1999-2000), Washington (2001) and Jacksonville (2002). Sparano was a four-year letterman as a center at the University of New Haven, where he earned his degree in criminal law. He began his coaching career at his alma mater in 1984 before moving on to Boston University as offensive coordinator in 1989. He returned to New Haven as the school's head coach in 1994, and manned that spot for the next five years.



Bill Belichick is in his 35th season as an NFL coach (15 of which have been as a head coach), and has spent his most recent 10 seasons as head coach of the Patriots. He has three Super Bowl victories (2001, 2003, and 2004). Before joining the Patriots in 2000, Belichick was the assistant head coach/secondary coach for the New York Jets for three seasons (1997-1999), and had the responsibility of calling defensive plays. He also spent one year with the Patriots prior to his current tenure in 1996, again serving as assistant coach/secondary coach for the team that went to Super Bowl XXXI. His first experience as an NFL head coach came between 1991-1995 when

he was at the helm of the Cleveland Browns. In 1979, Belichick was with the New York Giants as a defensive assistant and special teams coach, launching a 12-year tenure with the team. After the 1980 campaign, he drew the added responsibility of coaching the Giants linebackers. While continuing to coach the linebackers, in 1983 his role with the defensive unit increased. He was named defensive coordinator in 1985, a position he held for the next six seasons. Before his run with the giants, Belichick was an assistant special teams coach with the Denver Broncos in 1978, and the Detroit Lions in 1977 and 1976, and at the age of 23 was special assistant to Baltimore Colts head coach Ted Marchibroda in 1975. Belichick lettered in football at Wesleyan University.

DOLPHINS-PATRIOTS CONNECTIONS

Dolphins with Patriots/New England ties:

Dolphins **G Donald Thomas** attended Hill Regional Career Management High School in New Haven, Conn. He did not play football there, but then walked-on at the University of Connecticut. He played defensive tackle before adjusting to the offensive line. He played for the Huskies from 2003-2007, redshirting the 2004 season.

Patriots with Dolphins/Miami ties:

CB Darius Butler attended Coral Spring Charter and was the first player from the school to sign a national letter of intent. Butler was listed amongst the top 20 recruits in talent-rich Broward County by the Miami Herald despite not playing football until his junior year. His uncle Gene Atkins played for the Miami Dolphins... Patriots **punter Chris Hanson** signed with the Dolphins prior to the 2000 season. He was sent over to NFL Europe where he suffered a season-ending injury and was placed on IR. He never appeared in a game with the team. Patriots **S Brandon Meriweather** attended Apopka (Fla.) High School where he led his school

to the Florida Class 6A state championship as a senior in 2001. He would stay close to home for his college career playing at the University of Miami where he holds the career-record for defensive backs with 293 tackles. Patriots **RB Sammy Morris** has been a part of the Dolphins on two separate occasions. First, he appeared in 13 games in the 2004 season and then all 16 games in 2005. After playing the first half of the year in New England, he would return to Miami for the latter part of the 2006 season...Patriots **LB Junior Seau** played for the Dolphins for three seasons, 2002, 2003, and 2005...Patriots **WR Wes Welker** was a member of the Dolphins during the 2004, 2005, and 2006 seasons...**DL Vince Wilfork** attended Santaluces (Lantana, Fla.) High where he was regarded as one of Florida's top three defensive linemen after the 1999 season, a USA Today second-team All-American. He would play three years at the University of Miami (2001-2003).

Coaching/Front office ties:

Dolphins **defensive backs coach Todd Bowles**

(Continued from page 6)

was a defensive backs coach in Cleveland when Patriots **CB Leigh Bodden** broke into the NFL with the Browns in 2003. Boweles would coach Bodden for two seasons before leaving Cleveland following the 2004 season... Patriots coach Bill Belichick was part of the staff of then head coach and current Dolphins **executive vice president of football operations** Bill Parcells for three different organizations, the New York Giants, the New England Patriots, and the New York Jets. Belichick coached Dolphins **DT Jason Ferguson** when Ferguson broke into the league in 1997. Parcells also coached Patriots **defensive line coach Pepper Johnson** when Parcells was the head coach of the New York Giants. Dolphins **offensive coordinator Dan Henning** held the same position with the Carolina Panthers when Patriots **special teams coach Scott O'Brian** was the assistant head coach there under head coach John Fox. Patriots **tight ends coach Shane Waldron** coached Dolphins **TE Anthony Fasano** at Notre Dame in 2005, Fasano's senior year.

Pro ties:

Dolphins **C Jake Grove** and **FS Gibril Wilson** were teammates of Patriots **LB Derrick Burgess** in Oakland... Dolphins **C Jake Grove** was teammates with Patriots **WR Randy Moss** when both played on the West Coast for Oakland... Dolphins **LB Joey Porter** was a teammate of Patriots **G Kendall Simmons** for five seasons (2002-2006) in Pittsburgh... Patriots **RB Fred Taylor** was a teammate of Dolphins **LB Akin Ayodele** when both played in Jacksonville.

College/hometown ties:

Patriots **CB Leigh Bodden** and Dolphins **LB Cameron Wake** both hail from Hyattsville,

Md...Dolphins **LB Charlie Anderson** was a freshman at Ole Miss during the 2000 season, which was the senior year of Patriots **LB Derrick Burgess**...Dolphins **G Donald Thomas** played collegiately with Patriots **CB Darius Butler** at the University of Connecticut. Dolphins **punter Brandon Fields** and Patriots **QB Brad Hoyer** were teammates at Michigan State from 2004-2007. Hoyer also hails from Cleveland, OH, the same city as Dolphins **WR Ted Ginn**...Patriots **LS Jake Ingram** and Dolphins **WR Davone Bess** were classmates together at the University of Hawaii... Patriots **LT Matt Light** and Dolphins **LB Akin Ayodele** were teammates during the 1999 and 2000 seasons at Purdue University...Patriots **G Logan Mankins** and Dolphins **S Tyrone Culver** were teammates for the Bulldogs of Fresno State...Dolphins **CB Jason Allen** and **DT Tony McDaniel** played their last season for the Tennessee Volunteers in 2005, Patriots **LB Jarod Mayo's** first with program... San Diego is the hometown of Dolphins **RB Ricky Williams** and Patriots **G Stephan Neal** and **LB Junior Seau**. Neal and Williams wrestled against each other in HS...Dolphins **S Tyrone Culver** and Patriots **S James Sanders** patrolled the defensive backfield at Fresno State together from 2002-2005... Dolphins **LB Jason Taylor** and Patriots **CB Shawn Springs** were teammates in Washington during the 2008 season, Taylor's only season away from the Miami Dolphins...Patriots **LB Pierre Woods** was a high school teammate of Dolphins **WR Ted Ginn**, where Ted Ginn's father was their high school coach.

FROM THE COACH'S OFFICE

(Head Coach Tony Sparano on finishing games) – “24-0 in the fourth quarter to a team that was having trouble finishing themselves – my hats off to them. They did a better job than we did. We did the things that 3-7 teams do in the fourth quarter of the game – penalties, turnovers, letting them run the ball, big plays allowed – that’s not acceptable. I’ve got to take responsibility for it. We’ve got ten days to prepare and I didn’t do a good enough job obviously preparing them. I’ve got to do a better job.”

(Head Coach Tony Sparano on if the team overlooked Buffalo) – “We’re a 5-5 team that just battled our tail off to become 5-5, prior to going 0-3. I don’t think any team overlooks anybody right now. I really don’t. Our team knew what was at stake. I probably should have done a better job during the week reminding them a little bit more. Our team knew exactly what was at stake today, and they came in here and played this ball game.”

(Head Coach Tony Sparano on the interception by Ricky Williams on the team’s first drive) – “We’ve been successful with that stuff all year long. We ended up scoring a touchdown on a direct snap play. It’s a play we’ve worked on in practice and we’ve been kind of working on it for a couple of weeks now. We just didn’t execute it properly. [Chris Draft] made a nice play.”

(Head Coach Tony Sparano on the performance of Chad Henne) – “I’ve got to watch the tape. I thought that particularly early in the game, I thought he made some really good throws, threw some things to the middle of the field to the tight ends – did some good things that way. I’ve got to look at the interceptions. I know a couple of them he got hit on – obviously the ball just didn’t get to where he needed it to get to. You’ve got to give credit to the guys in the other locker room. They worked their tail off and played a heck of a football game.”

(Continued from page 7)

(Head Coach Tony Sparano on if Buffalo was different than the first time they played him) – “They’ve got a lot of energy. That’s what I would expect. I know Perry [Fewell] and Perry does a heck of a job. And I knew that his team would be prepared and I knew he would get them playing with energy. That’s quite honestly what you’d expect – it’s a division football game. When it’s all said and done, these players understand the stakes. They understand division games and don’t like being embarrassed. This team came out today

– they had a good purpose and good passion. For a while we matched it, but just didn’t finish it.”

(Head Coach Tony Sparano on the Bills running to the outside) – “Well the ball got outside of us, so obviously they felt they could get the ball outside of us, in some of those situations. That’s something that in our defense can’t happen – we just can’t let the ball out there. We’ve got to set the edge. We’ll take a peek at the film, but I know on a few occasions, they outflanked us, and made some plays that way.”

FROM THE LOCKER ROOM

(QB Chad Henne on the offense) – “I thought the plays we had run, there were guys open. On the first interception I was trying to hit (Brian) Hartline down the sideline, he beat the corner, and I just got clipped on the throw and it sailed on me. The plays out there were open. The second interception was tipped. I mean we just have to finish and either I have get the ball up higher or we have to figure something else out.”

(T Jake Long on the loss being tougher because of playoff aspirations) – “Well we still have a shot. We have to take one game at a time, watch the film and correct the film. Then get ready for a huge game this week against New England. We just have to take one game at a time.”

(LB Jason Taylor on what needs to be fixed moving forward) – “Obviously what we’re doing right now is not the trick. So we need to go back and continue to look at it and continue to work at it. I can’t diagnose it right now for you, but it cost us the game again.”

(LB Jason Taylor on the setback of this loss) – “Yeah you know, it sets you back a lot, you would rather come into this game at .500 rather than come in at 4-6 or whatever. We put ourselves in the position that we wanted to be in, in that stretch, had an

opportunity today to really take a big step in this division, and put a lot of chips on the table for next week’s game, but we dropped the ball and we can’t blame anybody but ourselves. It doesn’t mean our goals are lost. We still need to buckle down. Our resolves will not change, our determination will not change, our focus must tighten and we need to look in the mirror and realize what we are and not be too proud to look at our mistakes and correct them. I think we’ve gotten to the point where we need to be really honest with ourselves.

(RB Ricky Williams on getting a lot of carries this game) – “It felt alright. It feels much better to get a win. We knew coming into this game, that if we didn’t start fast and play physical the whole game, and if we let them stick around that it would be a game and we didn’t listen to coach, and we lost.”

(RB Ricky Williams on if the team is in a hole now following the loss) – “Definitely. I mean coach talked about how this is a six game season for us, it’s not a good feeling and it’s not good for it to get off to a bad start like this. Now it’s an uphill battle, we were getting ourselves in a really good position for this late season run and now we just made our jobs a little bit more difficult.”

WHAT THEY ARE SAYING ABOUT THE DOLPHINS

(Jason Taylor on Channing Crowder’s development) -- “You can see that Channing has grown. He has definitely matured and grown. It is great to see that when Zach (Thomas) moved on, he stepped into that role and has learned a lot of things from Zach over the years and you can see some of those things manifested itself in his play. That is exciting to see. We saw Channing when he was an infant and to see him get to the point where he is now is great to see.”

(Indianapolis Colts Head Coach Jim Caldwell on his impression of Dolphin rookie CB’s Sean Smith and Vontae Davis) – “Very, very talented

individuals with just outstanding physical tools and they do everything extremely well. So they’re going to be a real handful for us.”

(Tampa Bay Buccaneers Head Coach Raheem Morris on Dolphins Sean Smith and Vontae Davis) – “I am very high on those two guys. I had the ability to evaluate both of those guys coming out this year, liked both them a lot. I thought Vontae was one of the best corners in the draft, if not the best and I kind of told him that. He knows it. I told Sean Smith he was right up there as well and

(Continued on page 9)

(Continued from page 8)

I love both of those guys. [The Dolphins] have two really talented corners and I knew it wouldn't take long for those guys to get on the field. I didn't know how long, I knew it wouldn't take too long at all for those two get out there and giving people problems for a bunch of years and they will certainly be doing that."

(Television Analyst Matt Millen on Vontae Davis) – "He has excellent discipline and a great athlete. There's a lot to like with him...he doesn't get intimidated by much. For a young corner, the game doesn't get too big for him and the player he's playing against isn't too big for him."

(New England Patriots linebacker Eric Alexander on Ted Ginn) – "I thought what I always thought, what everybody always thought. He's fast. I mean, he's fast. That's pretty much the bottom line. Nobody can catch him when he gets some room."

(New England Patriots quarterback Tom Brady on what his relationship is like with

Chad Henne and what he thinks it was like to be a four year starter at Michigan) – "I haven't had too many opportunities to be around Chad. He's younger than I am, and our paths haven't crossed very often. But I have obviously watched a lot of him when he was playing for the Wolverines and followed his career since he's been in the league. When he's had his opportunity like he's had this year, he's done a great job taking advantage of leading the team to some really big wins. To beat the Jets on the road last week gives you a lot of confidence as a quarterback. To play the way that he did at home against the Jets gives you a lot of confidence. He's a good player. He throws the ball with a lot of accuracy, he's got a really live arm. He's a great leader. From everything I've heard, he really loves the game, and those are the kind of players that coach [Bill] Parcells loves to have on his team."

(RB Ronnie Brown on FB Lousaka Polite) - "I think he is a great example of our team, how unselfish he is. He obviously goes in, does a great job of blocking, but most of the time last year he was our guy on the short yardage. He got most of them, if not all of them. He goes a great job and never hear him complain. You need guys like that."

WHAT TO LOOK FOR IN 2009

S Yeremiah Bell

- To up his team record for most sacks by a Dolphins defensive back. Bell had 1.5 sacks against Saints QB Drew Brees in the first half vs. New Orleans (10/25). and is now in first place in team history for sacks by a Dolphins defensive back with 7.5.

WR Greg Camarillo

- Has 91 receptions and needs 9 for 100 in his career.

Ted Ginn, Jr.

- Has 1,478 receiving yards and needs 22 for 1,500 in his career.
- Has two kickoff returns for touchdowns and needs one more to tie Mercury Morris with three for highest amount in team history.

LB Jason Taylor

- Has 126.5 sacks, and is tied for 11th all-time in NFL history. With 0.5 more, he would pass Derrick Thomas (126.5) for 11th on the all-time list. With 1.5 more, he would tie Rickey Jackson (128.0) for 10th.

He is currently, the NFL's sack leader among active players.

RB Ricky Williams

- With a 1,000-yard rushing season, he would join Larry Csonka as the only Dolphin to record three 1,000 yard seasons in a career. Csonka accomplished the feat each year from 1971-73.
- An 1,000 yard rushing season could break the NFL record for longest span between 1,000-yard seasons. Williams last 1000-yard rushing season was in 2003, when he rushed 392 times for 1,372 yards.
- He currently has nine rushing touchdowns and would need one more to surpass his second best total (9 in 2003). Williams career high for rushing touchdowns in a season is 16, which he had in 2002.
- He has rushed for over 100 yards in his last three contests. The last time Williams has rushed for more than 100 yards in four straight games was 2002 when he rushed for over 100 yards in five consecutive games (11/17 to 12/15/03).

RUN RONNIE

Ronnie Brown has picked right up where he has left off in 2009 after his first Pro Bowl season in 2008. Brown was placed on injured reserve with a foot injury on November 18, 2009. The fifth-year veteran from Auburn is second on the team with 648 rushing yards and has 4,081 on his career. With 48 yards against the New Orleans Saints (10/25), Brown surpassed **Mercury Morris** (3,877) for third place in team history and with 82 rushing yards on 12 carries vs. Tampa Bay, the running back became only the third player in team history to rush for over 4,000 yards. Additionally, Brown's one yard touchdown run in the first quarter vs. Tampa Bay was his team leading eight score in his career. With 31 career rushing touchdowns, Brown needs two more to tie **Karim Abdul-Jabbar** (33) for fourth on the Dolphins' all-time chart.

2009 TOP RUSHING TANDEM YARDS

Team	Tandem	Yards
Tennessee	Chris Johnson (1,396) LenDale White (208)	1,604
Carolina	DeAngelo Williams (1,022) Jonathan Stewart (544)	1,566
Miami	Ricky Williams (792) Ronnie Brown (648)	1,440
NY Jets	Thomas Jones (959) Leon Washington (331)	1,290
NY Giants	Brandon Jacobs (683) Ahmad Bradshaw (549)	1,232

RUSHING TOUCHDOWNS

Team	Tandem	TD's
Miami	Ronnie Brown (9) Ricky Williams (8)	17
Jacksonville	Maurice Jones-Drew (13) David Garrard (2)	15
Carolina	DeAngelo Williams (7) Jonathan Stewart (6)	13
Atlanta	Michael Turner (10) Jason Snelling (3)	13
Minnesota	Adrian Peterson (12) Chester Taylor (1)	13

RUN AND CATCH

Ricky Williams caught a 14-yard reception from **Chad Henne** for his second receiving touchdown of 2009 at Carolina (11/19). The scoring reception was the fifth of his Dolphins career and seventh of his NFL career. He also added a touchdown on a one yard touchdown run in the third quarter. This was the first time in his career that he scored a rushing and receiving touchdown in the same game. Williams finished the game at Carolina with three touchdowns (two rushing scores, one

touchdown reception). It was the second time this season (and third time in his career) that Williams had three touchdowns in a game. The running back had three rushing touchdowns vs. New Orleans (10/25) on runs of four, 68 and four yards.

100-YARD RICKY

Ricky Williams has accounted for 23 100-yard rushing games as a Dolphin, a franchise record. He tied the previous mark of 15, first set by Larry Csonka, with a 104-yard effort (31 atts.) at Dallas (11/27/03) on Thanksgiving Day. Williams surpassed the mark with a 107-yard, 1 TD performance (18 atts.) two weeks later against Philadelphia (12/15) in a Monday night contest. In addition, Williams holds the two highest single-season totals in club annals. In his five seasons with the club, the Dolphins have posted a mark of 19-4 when he has run for 100 yards or more.

RICKY WILLIAMS 100-YARD RUSHING GAMES WITH DOLPHINS

Team(Date)	Att	Yds.	Avg.	LG	TD	Result
At BUF (11/29/09)	27	115	4.3	11	1	L, 14-31
At CAR (11/19/09)	22	119	5.4	46	2	W, 24-17
TB (11/15/09)	20	102	5.1	27	0	W, 25-23
SEA (11/9/08)	12	105	8.8	51t	1	W, 21-19
At NE (1/1/06)	28	108	3.9	9	1	W, 28-26
TEN (12/24/05)	26	172	6.6	35	1	W, 24-10
At BUF (12/21/03)	29	111	3.8	22	0	W, 20-3
PHI (12/15/03)	18	107	5.9	45	1	L, 27-34
At DAL (11/27/03)	31	104	3.4	15	0	W, 40-21
WAS (11/23/03)	23	107	4.6	24t	2	W, 24-23
BAL (11/16/03)	36	105	3.0	16	0	W, 9-6
BUF (9/21/03)	42	153	3.6	21	1	W, 17-7
At NYJ (9/14/03)	34	125	3.7	22	1	W, 21-10
At NE (12/29/02)	31	185	6.0	30	2	L, 24-27
OAK (12/15/02)	27	101	3.7	16	0	W, 23-17
CHI (12/9/02)	31	216	7.0	63t	2	W, 27-9
At BUF (12/1/02)	27	228	8.4	55t	2	L, 21-38
SD (11/24/02)	29	143	4.9	19	2	W, 30-3
BAL (11/17/02)	26	102	4.0	18	2	W, 26-7
NE (10/6/02)	36	105	3.0	12	0	W, 26-13
NYJ (9/22/02)	24	151	6.3	53t	1	W, 30-3
At IND (9/15/02)	24	132	5.5	19	0	W, 21-13
DET (9/8/02)	20	111	5.6	37	2	W, 49-21

Overall in his eight NFL seasons, the teams for which Williams has played have produced a record of 26-9 in games when he has reached the 100-yard rushing plateau.

CAREER DAYS

Ricky Williams 68 yard touchdown run in the first quarter against New Orleans (10/25) was a career long, surpassing his previous best of 63 yards which came against the Bears on December 9, 2002. It was also tied for the sixth longest run in team history. Williams tied a career high with three rushing touchdowns against New Orleans. The last time Williams scored three rushing touchdowns in a game was as a member of the New Orleans Saints on October 22, 2000 at Atlanta. The three rushing touchdowns are tied for the third most in team history with a host of other players.

BETTER WITH AGE

At age 32 years, 6 months, 8 days on the date of the Buffalo game (11/29), **Ricky Williams** became the oldest Dolphin in club history to rush for 100 or more yards. He surpassed his previous record of 32 years, 5 months, 29 days he set the week before when he rushed for 119 yards at Carolina (11/19).

OLDEST DOLPHINS TO 100 RUSHING YARDS

1. **Ricky Williams, 11/29/09 vs. BUF, 32 years, 6 months, 8 days**
2. Ricky Williams 11/19/09 vs. CAR, 119 yards 32 years, 5 months, 29 days
3. Ricky Williams, 11/15/09 vs. TB, 102 yards, 32 years, 5 months, 25 days
4. Ricky Williams, 11/9/08, vs. SEA, 105 yards, 31 years, 5 months, 19 days
5. Lamar Smith, 1/6/02, vs. BUF, 158 yards, 31 years, 1 month, 8 days
6. Lamar Smith, 12/10/01, vs. IND, 107 yards, 31 years, 11 days

RECORD RUSHER

Ricky Williams has proven to be one of the top rushers in team history. In five seasons, he has totaled 5,434 yards rushing and 44 touchdowns on 1,263 carries. He stands in second spot on the Dolphins' all-time rushing chart, trailing only **Larry Csonka** (6,737). With 85 rushing yards against Buffalo (10/4), Williams became the 40th player in NFL history to rush for over 8,000 yards (8,563).

DOLPHINS CAREER RUSHING LEADERS

YARDS		
Player	Years	No.
1. Larry Csonka	1968-74, 79	6737
2. Ricky Williams	2002-03,05,07-09	5434
3. Ronnie Brown	2005-09	4081
4. Mercury Morris	1969-75	3877
5. Jim Kiick	1968-74	3644

ATTEMPTS		
Player	Years	No.
1. Larry Csonka	1968-74,79	1506
2. Ricky Williams	2002-03,05,07-09	1263
3. Jim Kiick	1968-74	997
4. Ronnie Brown	2005-09	928
5. K. Abdul-Jabbar	1996-99	888

TOUCHDOWNS		
Player	Years	No.
1. Larry Csonka	1968-74,79	53
2. Ricky Williams	2002-03,05,07-09	44
3. K. Abdul-Jabbar	1996-99	33
4. Ronnie Brown	2005-09	31
5. Mercury Morris	1969-75	29

MOST 100-YARD RUSHING GAMES IN DOLPHINS HISTORY (regular season only)

Player	Years	No.	GP	Ratio
Ricky Williams	2002-03,05,09	23	72	3.13
Larry Csonka	1968-74, 79	15	106	7.07
Ronnie Brown	2005-09	15	60	4.00
Mercury Morris	1969-75	10	86	8.60
Karim Abdul-Jabbar	1996-99	9	50	5.56

1,000 YARD STRETCH

Ricky Williams leads the Dolphins with 792 yards and is on pace for 1,152 yards on the season. If Williams, reaches the 1,000 yard plateau, he could break the NFL record for longest span between 1,000-yard seasons. Williams' last 1,000-yard season came in 2003. Five running backs have gone five years between 1,000-yard campaigns, but six would be the record.

Largest Gap Between 1,000 Yard Rushing Seasons (NFL HISTORY)

Mike Garrett

1967 – KC, 236 atts, 1,087 yds, 9 TDs

1972 – SD, 272 atts, 1,031 yds, 6 TDs

Ottis Anderson

1984 – STL, 289 atts, 1,174 yards, 6 TDs

1989 – NYG, 325 atts, 1,023 yards, 14 TDs

Ernest Byner

1985 – CLE, 244 atts, 1,002 yards, 8 TDs

1990 – WAS, 297 atts, 1,219 yards, 6 TDs

Gary Brown

1993 – HOU, 195 atts, 1,002 yards, 6 TDs

1998 – NYG, 247 atts, 1,063 yards, 5 TDs

Mike Anderson

2000 – DEN, 297 atts, 1,487 yards, 15 TDs

2005 – DEN, 239 atts, 1,014 yards, 12 TDs

Ricky Williams (*2009 Projected)

2003 – MIA, 392 atts, 1,372 yards, 9 TDs

2009* – MIA, 224 atts, 1,152 yards, 13 TDs

20 PLUS

Despite the loss of **Ronnie Brown** to injured reserve, **Ricky Williams** has proven that he can carry the added burden of pacing one of the NFL's top rushing attacks. Williams has rushed for over 100 yards in his last three games and has logged three straight games of 20 or more carries for the first time since 2003:

Ricky Williams last three games:

Date	Opponent	Att	Yds	Lg	TD	Score
11/15/09	Tampa Bay	20	102	27	0	W, 25-23
11/19/09	at Carolina	22	119	46t	2	W, 24-17
11/29/09	at Buffalo	27	115	11	1	L, 14-31

Last time Ricky Williams had three consecutive 100-yard rushing games:

Date	Opponent	Att	Yds	Lg	TD	Score
11/16/03	Baltimore	36	105	16	0	W, 9-6
11/23/03	Washington	23	107	24t	2	W, 24-23
11/27/03	at Dallas	31	104	15	0	W, 40-21

POLITE = FIRST DOWN

Lousaka Polite finished the game at Buffalo (11/29) with three carries for a career high 22 yards. The fullback also converted on a fourth and one situation against the Bills that led to a **Ricky Williams** score. Polite has carried the ball nine times this season on third- and fourth-and-one and picked up the first down all nine times, five of those drives have resulted in touchdowns.

GINN GOES DEEP

Ted Ginn, Jr. had a career-high 11 catches for 108 yards against Indianapolis (9/21), . His previous career-high was seven receptions which he had two times (vs. Cincinnati on 12/30/07 and vs. Buffalo on 10/26/08 2008). His 11 catches were tied for third most in team history, trailing Chris Chambers (12/4/05 vs. Buffalo) who had a team record 15 catches and Jim Jensen who notched 12 catches (11/6/88 at New England). The third-year receiver from Ohio State also finished with his second career 100 yard receiving game. The speedster caught connected with **Chad Henne**. for a 53-yard touchdown reception vs. the New York Jets (10/12). It was Ginn's longest reception for a touchdown in his career, besting a 41-yard touchdown from **Chad Pennington** at the New York Jets (12/28/08).

TEAM SINGLE GAME RECEPTION LEADER

Player	OPP	DATE	REC	YDS
Chris Chambers	BUF	12/4/05	15	238
Jim Jensen	at NE	11/6/88	12	110
Ted Ginn	IND	9/21/09	11	108
*O.J. McDuffie	at BUF	12/30/95	11	154
O.J. McDuffie	NYJ	12/13/98	11	105
Greg Camarillo	at DEN	11/2/08	11	111

*playoff game

HAPPY RETURNS

WR Ted Ginn, Jr. returned two kickoffs for touchdowns against the New York Jets (11/1). It was Ginn's first kickoff return touchdown of his career and the first time in team history that a player has returned two kickoffs for scores. Ginn became the eighth player in NFL history to have two kickoff returns for touchdowns in a single game. His 101-yard kickoff return against the Jets was the second longest in team history behind **Mercury Morris** who brought a kickoff back 105 yards against Cincinnati on September 14, 1969. The last Dolphin to return a kickoff for a score was **Wes Welker** who had a 95-yard touchdown at Baltimore on January 2, 2005. Ginn is now second in Dolphin annals with two career returns for touchdowns behind only Morris (1969-75) who registered three career kickoff returns for touchdowns.

TOTAL YARDAGE

Ted Ginn, Jr.'s 299 yards in kickoff returns against the New York Jets (11/1) set a Dolphin mark surpassing **Travis Minor's** 215 yards which he recorded on October 13, 2002 at Denver. Ginn became the first player in NFL history with two touchdowns of 100 yards in the same game and is the eighth player in NFL history with two kick-return touchdowns in a game. Ginn also became the first player to record two KR-TDs in the same quarter since Green Bay's **Travis Williams** returned two kickoff returns for scores in the first quarter on November 12, 1967 vs. Cleveland in Milwaukee County Stadium. Williams returned the opening kickoff 87 yards for a touchdown and added a 85-yard kickoff return in the first quarter in a 55-7 Green Bay win.

RECORD PACE

Ted Ginn Jr. totaled 85 yards on two kickoff returns at Carolina (11/19), which was good for a 42.5

yard average. The Ohio State product is fourth in the NFL with an average of 28.8 yards on 29 returns for 836 yards, good for fourth place in team history for a single season. The highest kickoff return average for a season in team history (minimum 14 returns) is held by **WR Duriel Harris** who averaged 32.9 yards per return in 1976.

HIGHEST KICKOFF RETURN AVERAGE (SEASON: MINIMUM 14 RETURNS)

Player	YEAR	AVG.	RET	YDS
Duriel Harris	1976	32.9	17	559
Gary Davis	1977	29.6	14	414
Mercury Morris	1970	29.0	29	812
Ted Ginn	2009	28.8	29	836

DAVONE KNOWS BESS

Davone Bess leads the team with 49 catches for 431 yards and is equally adept at moving the chains, pacing the team with 30 first down receptions. His impressive sophomore campaign follows a rookie year where he made the team as an undrafted rookie free agent out of the University of Hawaii and caught 54 passes. His 54 catches were the second most by a rookie free agent in NFL history.

MOST RECEPTIONS BY AN NFL UNDRAFTED FREE AGENT IN ROOKIE SEASON

Player, Pos.	Team	Year	Rec.
Wayne Chrebet, WR	N.Y. Jets	1995	66
Davone Bess, WR	Miami	2008	54
Terrence Wilkins, WR	Indianapolis	1999	42
Clark Gaines, RB	N.Y. Jets	1976	41
Bob Tucker, TE	N.Y. Giants	1970	40
Jeff Chadwick, WR	Detroit	1983	40

150 YARDS AND RUNNING

Miami rushed for over 150 yards for the sixth time this season with 157 yards on 37 carries at Buffalo (11/29) The team has a 4-2 record when it accomplishes this milestone.

150+ Rushing Yard Games in 2009

Date	Opp	Att	Yds	Avg.	TD	W/LScore
9/21/09	IND	49	239	4.9	2	L, 23-27
10/4/09	BUF	45	250	5.6	3	W, 38-10
10/12/09	NYJ	36	151	4.2	2	W, 31-27
11/15/09	TB	36	199	5.1	1	W, 25-23
11/19/09	at CAR	31	154	5.0	2	W, 24-17
11/29/09	at BUF	37	157	4.2	1	L, 14-31

HENNE WINS

Miami is 5-3 in games where **Chad Henne** has started this season, the first eight starts of his career in Miami. Henne's five wins in his first eight career starts is tied for the fourth-highest total by any Dolphin quarterback in their first eight starts with the team, and he is one of only five Dolphin quarterbacks to win at least five of his first eight games in Miami:

MOST WINS, DOLPHIN QUARTERBACK, FIRST EIGHT STARTS WITH TEAM

PLAYER	YEARS	RECORD
1. Earl Morrall	1972	8-0
2. Dan Marino	1983	6-2
3. Jay Fiedler	2000	6-2
4. Don Strock	1975-78	5-3
Chad Henne	2009	5-3

J-PEEZY

Since entering the NFL as a third-round draft choice of Pittsburgh in 1999, linebacker **Joey Porter** has been one of the top pass rushers in the NFL. He built upon this reputation in 2008, having produced 17.5 in 2008, a figure that surpassed his previous career-high total of 10.5, set in 2000 and 2005 with the Steelers. Since becoming a full-time starter in his second season of 2000, Porter has posted a total of 90.0 sacks, the most among linebackers during this span, and third most overall. In addition, he is the only NFL player to have collected a minimum of five sacks each year from 2000-09. Porter recorded a sack on **Jake Delhomme** in the first quarter and another in the second quarter at Carolina (11/19). He also added 2.5 sacks against Buffalo, giving him 6.0 on the season. It was the 19th career multi-sack game for Porter, and sixth as a Dolphin.

MOST SACKS IN THE NFL SINCE 2000

Player	Teams(s)	No.
Jason Taylor*	Miami, Wash.	110.0
Michael Strahan	N.Y. Giants	89.0
Joey Porter*	Pitt.,Miami	90.0
John Abraham*	NYJ,Atl.	87.5
Leonard Little*	St. Louis	86.0

*Indicates active player

STARKS IMPACT

Randy Starks recorded a half sack against **Ryan Fitzpatrick** at Buffalo (11/29). Starks now has 6.0 sacks which surpassed his career high of 4.5 during his 2004 rookie season with the Tennessee Titans. The University of Maryland has had at least .5 sacks in the seven of his last eight games.

Randy Starks Last Eight Games

Date	Opponent	Sacks
10/4/09	vs. BUF	1.0
10/12/09	vs. NYJ	1.0
10/25/09	vs. NO	0.5
11/1/09	at NYJ	1.0
11/8/09	at NE	1.0
11/15/09	vs. TB	0.0
11/19/09	at CAR	1.0
11/29/09	at BUF	0.5

WAKE UP

Seeing the most significant action of the season, **Cameron Wake** recorded the first 2.5 sacks of his NFL career against Bills QB Trent Edwards (10/4). Wake was named CFL Defensive Player of the Year in both 2007 and 2008 as he recorded 39 sacks in just two seasons as a member of the B.C. Lions. It was the most sacks by a Miami player since September 21, 2008 when **Joey Porter** had four in a 38-13 win at New England. Wake was second for the most sacks by a rookie or first year player in a game joining LB **AJ Duhe** (11/6/77 at NY Jets) and DE **Marco Coleman** (10/25/92 vs. Indy) who both recorded three sacks in a single game. Wake added another sack on Tom Brady at New England (11/8) and another on

Tampa Bay's Josh Freeman and now has 4.5 on his career.

TOP SACK DUOS IN THE NFL

Miami - Jason Taylor (126.5) & Joey Porter (90) = 216.5
Baltimore - Terrell Suggs (56.5) & Trevor Pryce (88.5) = 145
Indianapolis - Dwight Freeney (80.0) & Robert Mathis (63.0) = 143
St. Louis - Leonard Little (86.5) & James Hall (45.5) = 132
Oakland - Greg Ellis (82) & Richard Seymour (43) = 125
Minnesota - Jared Allen (70) & Kevin Williams (48.5) = 118.5
Tennessee - Javon Kearsse (74) & Kyle Vanden Bosch (42.5) = 116.5
Atlanta - John Abraham (87.5) & Mike Peterson (20.5) = 108
Chicago - Adewale Ogunleye (65.5) & Alex Brown (41.5) = 107
New England - Adalius Thomas (52) & Derrick Burgess (49) = 101
Carolina - Julius Peppers (78) & Damione Lewis (22) = 100
New Orleans - Charles Grant (46.0) & Will Smith (45.0) = 91.0
Arizona - Chike Okeafor (52.0) & Clark Haggans (38) = 90
San Diego - Shawne Merriman (43.5) & Shaun Phillips (44.5) = 88

MIAMI SACK EXCHANGE

When linebacker **Jason Taylor** rejoined the Dolphins on May 13, 2009, opposing offenses realized they would have to game plan for two of the most prolific sack artists of their generations. Taylor and **Joey Porter** have combined for 216.5 regular season sacks (Taylor 126.5, Porter 90) in their respective careers.

TAYLOR RETURNS

Jason Taylor returned to the Miami Dolphins on May 13, 2009 after spending the previous season with the Washington Redskins. Taylor has six seasons of ten or more sacks, including three of the last four years. According to coach **Tony Sparano**, Taylor has lost none of his work ethic or passion in his 13th year in the league. Taylor, who turned 35 on September 1, is the oldest player on the roster. "We couldn't keep him out of the weight room," Sparano said. "He's added about 10 pounds of muscle, doing things like dead lifts. And he's one of the most intelligent players I've ever coached -- a complete pro's pro."

SCORING DEFENDER

Jason Taylor scored the ninth touchdown of his career at the New York Jets (11/1) on a 48-yard fumble recovery by RB **Shonn Greene** after he was stripped by NT **Paul Soliai**. It was the first fumble return for a touchdown since CB **Michael Lehan** returned a fumble 43 yards against the Jets in Miami on December 2, 2007. Taylor's nine touchdowns (all as a member of the Dolphins) have come from three interceptions and six fumble returns and the Dolphins are 8-1 in those con-

(Continued from page 13)

tests. The first five touchdowns of Taylor's career came on fumble returns.

MOST CAREER TOUCHDOWNS BY A DOLPHIN DEFENDER

PLAYER	YEARS	INT	FUM	TOT.
Jason Taylor	1997-07, 09	3	6	9
Dick Anderson	1968-77	3	1	4
Zach Thomas	1996-07	4	0	4

In addition, Taylor's three interception returns for touchdowns ties him with Dick Anderson and Terrell Buckley for the second highest total in Dolphin history, behind only Zach Thomas:

MOST CAREER FUMBLE RETURNS FOR TOUCHDOWNS IN DOLPHIN HISTORY

Player	Years	No
Jason Taylor	1997-07, 09	6
Bob Baumhower	1977-86	2
Liffort Hobley	1987-93	2

In addition, Taylor holds the Dolphin team record for most career touchdown fumble returns in club history and for most career touchdowns by a Dolphin defensive player in club history:

In addition, Taylor's sixth fumble return for a touchdown at the New York Jets surpassed Jessie Tuggle for the most in NFL history.

MOST INTERCEPTION RETURNS FOR TOUCHDOWNS IN DOLPHIN HISTORY

Player	Years	No
Zach Thomas	1996-07	4
Terrell Buckley	1995-99, 03	3
Dick Anderson	1968-77	3
Jason Taylor	1997-07, 09	3

MOST FUMBLE RETURNS FOR TOUCHDOWNS, NFL HISTORY

Player	Team(s)	Years	No
Jason Taylor	MIA/WAS	1997-pres	6
Jessie Tuggle	ATL	1987-00	5
Bill Thompson	DEN	1969-81	4
Derrick Thomas	KC	1989-99	4
Ronde Barber	TB	1997-08	4
Keith Bullock	TEN	2000-pres	4

MOST SACKS AMONG ACTIVE PLAYERS

Player	Team(s)	Sacks
Jason Taylor	MIA/WAS	126.5
Joey Porter	PIT/MIA	90.0
Trevor Pryce	DEN/BAL	88.5
John Abraham	NYJ/ATL	87.5
Leonard Little	STL	86.5
Greg Ellis	DAL/OAK	82.0
Dwight Freeney	IND	80.0
Julius Peppers	CAR	78.0
Jevon Kearse	PHI/TEN	74.0

TAYLOR LOVES AFC EAST

Jason Taylor recorded a half sack against **Ryan Fitzpatrick** at Buffalo (11/29). Taylor now has 126.5 sacks and is now tied with **Derrick Thomas** (126.5) for 11th in NFL history. Taylor also has 3.0 sacks against Buffalo in 2009, as he recorded 2.5 sacks vs. Buffalo (10/4) in the team's first contest at Land Shark Stadium. His 20 total sacks against the Bills are the most he has recorded against opponent in his career.

Team	G	Sacks/Yds
1. Buffalo	22	20/133
2. New York Jets	24	16.5/93.5
3. New England	22	12/74
4. Oakland	7	9/60
5. Indianapolis	14	7/46
6. Baltimore	6	6/44.5
T7. Denver	6	4/39
T7. Green Bay	4	4/27
T7. Philadelphia	4	4/27
T7. Houston	3	4/24

MULTI-TALENTED

LB Jason Taylor had 2.0 sacks against New Orleans (10/25), which was the 30th multiple sack game (1.5 or more) of his career. He has amassed two or more sacks 24 times for the Dolphins in his career, with the team holding a 16-8 record in those games. Taylor also forced two fumbles against **QB Drew Brees**.

ROOKIE PICK

Rookie **Vontae Davis** had a 23-yard return for a touchdown off an interception of Bills **QB Trent Edwards** vs. Buffalo (10/4). It was the first interception for a touchdown since **Phillip Merling** returned a then New York Jets **QB Brett Favre** pass 25 yards for a score as the Dolphins defeated the Jets 24-17 on December 28, 2008. Additionally, it was the first interception return for a touchdown by a defensive back since November 2, 2008 when **C Will Allen** picked off then Broncos **QB Jay Cutler** for a 32-yard touchdown return in a 26-17 Miami victory. Davis added his second interception of the season at New England (11/8/).

STARTING YOUNG

2009 draft picks **S Chris Clemons**, **CB Vontae Davis** and **CB Sean Smith** all were in the starting lineup against the New York Jets (11/1). It was the first career start for Clemons, a fifth-round pick from Clemson. Davis, a first round pick from Illinois and Smith, a second round selection from Utah became the first rookie cornerbacks in the team's 43-year history to open a game at both corner positions. It was also the first career start for Davis.

FOR WHOM THE BELL TOLLS

Dolphins strong safety **Yeremiah Bell** gained a reputation as one of the team's top playmakers from 2005-06. Over this two-year stretch, he played in all 32 games with 11 starts, and registered 86 tackles, five sacks, an interception, 16 passes defensed, three forced fumbles and three fumble recoveries. He missed most of 2007 after sustaining a torn Achilles' tendon in the season-opener. He was back in his old form in 2008. On the season, he recorded double-digit tackle totals on three occasions, including a career-high 12 at Houston on October 12. In addition, he turned in one of the biggest defensive plays of the game in the victory over the Seahawks when he swatted a pass on the 2-point conversion attempt that was intended for **John Carlson**. On the year Bell led the team with 120 total stops, while he also was third with 10 passes defensed. Against New England on November 23, he recorded his first sack of the season, which also marked the sixth of his career as he tied **Liffort Hobley** for the most career sacks by a Dolphins defensive back. Bell had 1.5 sacks against New Orleans (10/25) and now in first place for sacks by a Dolphins defensive back.

MOST CAREER SACKS BY A DOLPHINS DB

	Player	Years	Sacks
1.	Yeremiah Bell	2004-08	7.5
	Liffort Hobley	1987-93	6.0
3.	Jerry Wilson	1996-00	5.5
4.	Will Allen	2006-08	4.0
	Glenn Blackwood	1979-87	4.0
	Calvin Jackson	1994-99	4.0

DOLPHINS OWN NFL'S TOP RECORD SINCE 1970

Since the merger of 1970, the Dolphins have fielded the top team in the NFL, and their record over this stretch proves this. From 1970 to 2009, the Dolphins have put together a regular season record of 368-238-2. The winning percentage of .607 is the best in the league over this span.

BEST NFL REGULAR SEASON RECORDS SINCE 1970

	TEAM	W	L	T	Pct.
1.	MIAMI	370	239	2	.607
2.	Pittsburgh	369	240	2	.606
3.	Dallas	364	247	0	.593
4.	Denver	354	250	6	.586
5.	Minnesota	353	256	2	.576

CARPENTER UNDER 40

K Dan Carpenter connected on four field goals (25, 30, 45 and 49 yards) against Tampa Bay (11/15). The second year player from Montana's 25-yard kick was his first game winning kick of 2009 and second in his career. Carpenter also connected on a 37-yard field goal in the fourth quarter at Carolina (11/19) and leads the AFC and is second in the NFL in field goal percentage (91.4). The second year player from Montana's is now 20 -of-20 on field goals that are 40-yards or shorter.

MIAMI DOLPHINS 2009 WEEK-BY-WEEK OFFENSIVE AND DEFENSIVE RANKINGS

Week #	AFC						NFL					
	Offense			Defense			Offense			Defense		
	Tot.	Rush	Pass	Tot.	Rush	Pass	Tot.	Rush	Pass	Tot.	Rush	Pass
Week 1	9	4	9	4	4	5	20	11	21	13	7	14
Week 2	10	1	14	7	4t	12	17	3	27	14	7t	23
Week 3	11	1	14	9	3	13	19	3	30	18	3	26
Week 4	10	1	15	6	2	12	17	1	31	13	16	9
Week 5	8	1	13	4	4	11	15	1	28	8	5	19
Week 6	9	1	12	5	2	9	15	1	26	10	3	18
Week 7	10	2	11	6	3	10	16	2	26	13	4	19
Week 8	12	3	13	9	5	11	23	4	29	17	7	21
Week 9	12	3	13	10	4	14	23	4	29	22	6	28
Week 10	12	3	14	10	4	15	23	4	30	19	7	27
Week 11	12	3	14	10	4	12	23	4	30	19	11	22
Week 12	12	3	14	10	6	12	22	3	30	19	12	23

MIAMI DOLPHINS 2008 WEEK-BY-WEEK OFFENSIVE AND DEFENSIVE RANKINGS

Week #	AFC						NFL					
	Offense			Defense			Offense			Defense		
	Tot.	Rush	Pass	Tot.	Rush	Pass	Tot.	Rush	Pass	Tot.	Rush	Pass
Week 1	12	15	4	7	7	10	25	30	9	12T	18	17
Week 2	11	15	5	13	6	15	26	29	14	26	12	30
Week 3	4	7	5	7	5	13	16	17	13	17	11	25
Week 4	3	7	6T	6	5	13	13	16	14T	15	10	26
Week 5	2	3	6	4	4	10	10	10	13	7	7	15
Week 6	3	4	5	9	4	14	10	11	11	18	8	29
Week 7	3	9	4	10	5	14	11	17	8	21	12	27
Week 8	3	11	3	9	6	14	9	21	6	20	15	25
Week 9	3	11	3	10	4	14	9	22	6	22	9	26
Week 10	3	10	4	9	5	14	8T	20	7	18	9	25
Week 11	3	7	5	6	4	12	8	12	9	14	9	20
Week 12	4	8	5	10	4	15	8	15	8	20	9	28
Week 13	4	7	4	8	4	13	10	13	8	18	11	26
Week 14	4	7	4	6	5	11	10	12	8	13	11	21
Week 15	4	7	5	4T	5	12	11	12	10	11T	11	20
Week 16	4	8	6	7	5	12	10	13	11	15	10	25
Week 17	5	6	5	8	5	12	12	11	10	15	10	25

POSITION-BY-POSITION BREAKDOWN

QUARTERBACKS (3)

Returners: **Chad Henne**, **Chad Pennington**.
 Draft Choices/College Free Agents: **Pat White** (D2a). Losses from 2008: **John Beck** (Released).

Chad Pennington started the first three games of 2009 before injuring his shoulder at San Diego (9/27) in the third quarter. He did not return to the game and was later placed on injured reserve. Pennington was named as the team's starting quarterback on August 25, 2008 by Head Coach **Tony Sparano** after signing with the team as a free agent on August 9, 2008. Pennington started all 16 regular season games and completed 321 of 476 passes for 3,653 yards with 19 TDs and seven INTs. He was also named winner of the 2008 Don Shula Leadership Award and co-winner of the Dan Marino MVP Award (along with **Joey Porter**). Pennington injured his shoulder at San Diego (9/27) and was placed on injured reserve. **Chad Henne** served as the third quarterback in the first two games of the season. He entered the game at San Diego (9/27) in the third quarter and completed 10 of 19 passes for 92 yards and interception. Henne got his first career start vs. Buffalo (10/4) and completed 14 of 22 passes for 115 yards and one touchdown in the victory against the Bills. Henne completed his first touchdown pass to Brian Hartline and finished the game with a 92.0 QB Rating. He followed with the best game in his young career, as he engineered his first fourth quarter comeback of his career in a 31-27 victory over the New York Jets (10/12), leading the team on a 13-play 70-yard drive that lasted 5:06. He finished the night completing 20 of 26 passes for 241 yards, two touchdowns and no turnovers. He had the longest completion of his career in the first quarter on a 59-yard pass to **Ricky Williams**. The reception tied for the longest of Williams' career, equaling a mark he set vs. the Jets (12/28/03). Henne also connected with **WR Ted Ginn, Jr.** for a 53-yard touchdown pass. It was Ginn's longest reception for a touchdown in his career, besting a 41-yard touchdown from QB **Chad Pennington** at the New York Jets (12/28/08). Henne went 18-36 for 211 yards with no touchdown and two interceptions vs. New Orleans (10/25), connecting on a 67-yard pass to **WR Brian Hartline**, at the time the longest pass completion of his career. Making his first career NFL start on the road, Henne was 12-21 for 112 yards with one touchdown and no interceptions in Miami's 30-25 win at the New York Jets (11/1). His touchdown pass was a five yard TD toss to **TE Joey Haynos** with 8:48 left in the game to give the Dolphins their final points in that contest Rookie QB **Pat White** has served as the primary backup in the team's first two contests and did not play in the team's third game at San Diego (9/27) He played in the fourth quarter against Buffalo (10/4) on the game's final drive and converted a key first down in the fourth quarter vs. the New York Jets (10/12). White was a four-year letterman and three-year starter at West Virginia whose starting record of 34-8 ranks sixth in NCAA history for most career victories as a starting quarterback. He completed 507 of 783 pass attempts (64.8 pct.) with 56 touchdowns and 23 interceptions in college and holds the NCAA record for rushing yard-

age by a quarterback with 4,480 yards. White established 19 school, Big East Conference and major college records in his collegiate career.

RUNNING BACKS: (5)

Returners: **RB Ronnie Brown**, **RB Patrick Cobbs**, **RB Lex Hiliard**, **FB Lousaka Polite**, **Ricky Williams**. Additions: **RB Kory Sheets** (FA).

Ronnie Brown started the season opener against Atlanta (9/13), leading the team with 43 rushing yards on 10 carries and catching three passes for 10 yards. Brown added 136 yards rushing and two touchdowns on *Monday Night Football* against Indianapolis (9/21) on 24 carries. The Auburn product had 18 carries for 75 yards at San Diego (9/27) and notched his 15th career 100 yard rushing game with 115 yards on 20 attempts and two touchdowns vs. Buffalo (10/4). Brown added another impressive performance on *Monday Night Football* vs. the New York Jets (10/12) with 74 yards and two touchdowns, his sixth game where he scored multiple times on the ground. Had 16 carries for 48 yards and one touchdown vs. New Orleans (10/25), coming on an eight-yard TD run. In that contest, he moved past **Mercury Morris** and into third place among the Dolphins career rushing leaders. He also broke a tie with Morris and moved into sole possession of fourth place among the team's all-time rushing touchdown leaders. **Ricky Williams** played in a reserve role in the season opener against Atlanta (9/13), with a game-high 5.6 yard average per carry (seven rushes for 39 yards). Williams continued his strong play against the Falcons, scoring once on a nine-yard pass from **Chad Pennington**. It was the running backs sixth touchdown against the Falcons (Five rushing, one receiving) over the course of his career (with Miami and New Orleans). He added 69 yards on 19 rushes vs. Indianapolis (9/21) and 55 yards on eight carries and a touchdown at San Diego (9/27). The University of Texas product became the 40th player to go over 8,000 total yards vs. Buffalo (10/4), finishing the game with 85 yards on 16 carries and one touchdown and led Miami with a 6.2 yard average vs. the New York Jets (10/12). He also equaled his career-high with a 59 reception on a screen play. Williams led the team in receiving yardage with two catches for 41 yards and added eight rushes for 27 yards at the New York Jets (11/1). In 2008, he finished second on the squad with 659 yards rushing on 160 attempts. **Patrick Cobbs** continued to show his versatility in 2009 after handling running, receiving and special teams duties in 2008. He was active in all five games before tearing his ACL vs. the New York Jets (10/12). The North Texas product had two kickoff returns for 37 yards in the season opener against the Falcons (9/13). Last season, Cobbs rushed 12 times for 88 yards and a TD. He also had 19 receptions for 275 yards and two touchdowns. His roster spot was taken by **RB Kory Sheets** who was signed on October 14 from the practice squad of the San Francisco 49ers. **Lousaka Polite** flashed in the season opener against Atlanta (9/13), rushing two times for five yards including a nine-yard run which was the second longest of his career. Polite

(Continued from page 16)

was signed as a free agent on October 16, 2008, bringing with him four years of NFL experience, including three with the Cowboys (2004-06), with whom he first signed as an undrafted college free agent in 2004. He played in each of the last 11 games, including five starts. He rushed 23 times for 85 yards. Of his 23 rush attempts, 10 came on either third-and-1 or fourth-and-1 and he converted on nine, seven of which resulted in scoring drive (6 TDs, 1 FG). He added six receptions for 24 yards.

WIDE RECEIVERS (5)

Returners: **Davone Bess**, **Greg Camarillo**, **Ted Ginn, Jr.** Draft Choices/College Free Agents: **Brian Hartline** (D4), **Patrick Turner** (D3). Losses from 2008: None.

Greg Camarillo returned from an ACL injury to start the season opener against Atlanta (9/13). He notched two receptions for 20 yards against the Falcons, including a nifty pass from **Chad Pennington** where he pinned the ball on the back of his leg. He added three catches for 11 yards vs. Indianapolis (9/21), two receptions for 13 yards at San Diego (9/27) and had a team-high four catches for 42 yards vs. Buffalo (10/4). He also converted key first down receptions vs. the New York Jets (10/12), finishing the day with three receptions for 33 yards. He led the Dolphins in receptions with five catches for 55 yards vs. New Orleans (10/25). Camarillo started each of the first 11 games in 2008. and totaled 55 receptions for 613 yards and two TDs. He had his best game in a week eight game at Denver (11/2/08) when he hauled in 11 passes for 111 yards, both career-high figures. He accounted for scoring catches vs. San Diego (10/5) and vs. New England (11/23). In the Patriots game, in which he caught six passes for 75 yards and a 3-yard TD, he left the game in the fourth quarter with a knee injury and did not return. He was placed on injured reserve on November 24. **Ted Ginn** started in the season opener against Atlanta (9/13), garnering statistics in receiving (two for 26 yards), rushing (two for nine yards) and returning (three returns for 55 yards). Ginn also had a career-high 11 catches for 108 yards vs. Indianapolis (9/21). His previous career-high was seven receptions which he had two times (vs. Cincinnati on December 30, 2007 and vs. Buffalo on October 26, 2008). His 11 catches were tied for third most in team history, trailing Chris Chambers (12/4/05 vs. Buffalo) who had a team record 15 catches and Jim Jensen who notched 12 catches (11/6/88 at New England). The third-year receiver from Ohio State also finished with his second career 100 yard receiving game. He had two catches for 57 yards vs. the New York Jets (10/12) and a 53-yard touchdown pass from **Chad Henne**. It was Ginn's longest reception for a touchdown in his career, besting a 41-yard touchdown from **Chad Pennington** at the New York Jets (12/28/08). Had two catches for 57 yards and one touchdown, coming on a 53-yard TD pass from Chad Henne vs. the New York Jets (10/12). That touchdown catch came with 10:10 left in the fourth quarter to give the Dolphins a 24-20 lead in a game they would eventually win 31-27. At the time it was the third longest reception of his career. Had six kickoff returns for 299 yards and two touchdowns at the New York Jets (11/1). The two scores came on a 100-yard return for a TD and the second for 101 yards and a touchdown. They were the second and third longest kickoff returns in Dolphin history, with both taking place in the third quarter. It also was only the eighth time in NFL history two kick-

offs were returned for touchdowns in the same game by the same individual. Ginn's 299 yards in kickoff returns set a new Dolphin single game record for most kickoff return yardage He played in all 16 games in 2008, including 14 starts. He caught 56 passes for 790 yards and two TDs. **Davone Bess** was his sure handed self in the season opener against Atlanta (9/13), finishing with a game high seven receptions for a team leading 57 yards. His seven receptions against the Falcons were the second most in his career. Bess's career-high in receptions was nine at Buffalo on December 7, 2008 in a 16-3 Dolphins victory. He added three catches for 29 yards vs. Indianapolis (9/21) and tied for the second most catches in his career with seven at San Diego (9/27). Bess added three catches for 17 yards vs. Buffalo (10/4) and leads the team with 11 first down receptions. Bess led the Dolphins in receptions with four catches for 18 yards at the New York Jets (11/1). In 2008, Bess appeared in all 16 games in his rookie season, including starts in the final six, and caught 54 passes for 554 yards. In a Week 13 matchup against Buffalo in Toronto (12/7/08), he hauled in nine passes (74 yards), tied for the second-highest single-game total by a Dolphins rookie and the most by a rookie wide receiver. **Brian Hartline**, a fourth round draft pick from Ohio State caught two passes for 13 yards in his first career regular season game against Atlanta (9/13) and two for 23 yards vs. Indianapolis (9/21). He caught his first career touchdown, from five yards out vs. Buffalo (10/4). Led the Dolphins in reception yardage with three catches for 94 yards, including a 67-yard catch vs. New Orleans (10/25). At the time it was the highest reception yardage total of his career and the 67-yard reception was the longest catch of his career. Hartline was a three-year letterman and two year starter at Ohio State and finished his collegiate career with 90 catches for 1,429 yards (15.9 avg.) and 12 touchdowns **Patrick Turner**, a third-round pick from USC, was inactive for the first seven games of the season. He was a four-year letterman and two-year starter at Southern California and finished his collegiate career with 138 receptions for 1,752 yards (12.7 avg.) with 17 touchdowns.

TIGHT ENDS (3)

Returners: **Anthony Fasano**, **Joey Haynos**, Draft Choices/College Free Agents: **Kory Sperry** (CFA).

Anthony Fasano caught two passes for 10 yards in the season opener with two fumbles against Atlanta (9/13), added one catch for one yard vs. Indianapolis (9/21) and had one catch for seven yards vs. Buffalo (10/4). Fasano led the Dolphins in receptions with four catches for 38 yards and one touchdown vs. the New York Jets (10/12). His touchdown catch came on a two-yard TD pass from Chad Henne. Fasano's long catch in the contest, a 21-yard reception, came on a Ronnie Brown pass from the Wildcat formation. Fasano started all 16 games in 2008 as he tallied 34 receptions and 454 receiving yards. **Joey Haynos** caught a career-high 21 yard pass from **Chad Pennington** in the season opener against Atlanta (9/13). He had one catch for 17 yards vs. the New York Jets (10/12). Haynos had two catches for 20 yards and one touchdown at the New York Jets (11/1), coming on a five-yard TD toss from Chad Henne. That score came with 8:48 left in the contest to give the Dolphins their final points in their 30-25 win. He started his career in camp with Green Bay as an undrafted college free

(Continued on page 18)

(Continued from page 17)

agent and was signed off the Packers' practice squad on September 24, 2008. He made his NFL regular season debut in a Week five game at Houston (10/12/08).

OFFENSIVE LINE (8)

Returners: **T Vernon Carey**, **T Nate Garner**, **T Jake Long**, **G Justin Smiley**, **G Donald Thomas**. Veteran Additions: **G Joe Berger** (UFA-Dallas), **C Jake Grove** (UFA, Oakland). Draft Choices/College Free Agents: **T Andrew Gardner** (D6) **T Lydon Murtha** (FA). Losses from 2008: **C Al Johnson** (not re-signed), **G Shawn Murphy** (released), **C Samson Satele** (Released).

Vernon Carey started his 66 regular season game in a row at the New York Jets (11/1). First-round draft choice In 2008, **Jake Long** became the fifth rookie offensive lineman in club history to start every regular season game, joining T Richmond Webb (1990), T Todd Wade (2000), T Wade Smith (2003) and C Samson Satele (2007). He was named to his first career Pro Bowl, becoming the fourth overall No.1 selection since 1970 to play in the postseason all-star game in his rookie year. **Justin Smiley**, who signed with the Dolphins as an unrestricted free agent in 2008 from San Francisco, opened the first 12 games at left guard before sustaining a season-ending ankle injury on the first offensive series in game at St. Louis (11/30/08); was placed on injured reserve on December 2. 2008 He returned in 2009 to start the season opener against Atlanta (9/13). 2008 Sixth-round draft choice **Donald Thomas** started all four preseason games and the first regular season contest. He sustained a foot injury in the opener against the Jets (9/7/08) and was placed on injured reserve two days later, but rebounded with a strong camp in 2009 and won back his starting position. **Shawn Murphy** was inactive for all 16 games in 2008 and served as the primary backup to Donald Thomas in the 2009 preseason. He was inactive for the first five games in 2009 and was released on October 20, 2009. To take place Murphy's place on the roster, Miami signed tackle **Lydon Murtha** from the Detroit Lions practice squad. **Jake Grove** signed a multi-year contract with the Dolphins as an unrestricted free agent from Oakland on March 3, 2009. He was originally a second-round draft choice (45th overall) of Oakland in 2004, the first center selected overall. **Joe Berger** signed a multi-year contract with the Dolphins as an unrestricted free agent from Dallas on February 27, 2009 and is familiar with Head Coach **Tony Sparano** from their time together with the Cowboys **Andrew Gardner**, a sixth-round pick from Georgia Tech was inactive in the season opener against Atlanta (9/13). The rookie was a four-year starter for the Yellow Jackets. Nate Garner has shown to be a versatile performer, playing at center, guard and tackle during Miami's win at Carolina (11/19).

DEFENSIVE LINE (8)

Returners:, **DE Lionel Dotson**, **DT Jason Ferguson**, **DE Kendall Langford**, **DE Phillip Merling**, **DT Paul Soliai**, **DE Randy Starks**. Veteran Additions: **DE Ikaika Alama-Francis** (FA), **DT Tony McDaniel** (Trade, Jacksonville). Draft Choices/College Free Agents: **DE Ryan Baker** (FA). Losses from 2008: **DE Vonnie Holliday** (Released).

Kendall Langford started 12 game last season and picked up his first sack of the season at San Diego (9/27). Veteran nose tackle **Jason Ferguson** had a sack against the Falcons (9/13). He now has 22.5 on his career. Ferguson notched 22 stops in 2008 **Randy Starks** currently ranks fourth on the Dolphins in tackles with 26 stops this season and ranks second on the team with 3.5 sacks for ten yards in losses **Phillip Merling** has 16 tackles and 1.5 sacks for a total of 11.5 yards in losses...Played in a reserve role all seven games this season. **Paul Soliai** Started once and played in a reserve role six games this season...On Nov. 1st at N.Y. Jets had six tackles and a forced fumble...The forced fumble came after he tackled running back **Shonn Greene** for a one-yard loss, causing a fumble that was recovered by **Jason Taylor** who returned it 48 yards for a touchdown **Tony McDaniel** was acquired in a trade with the Jacksonville Jaguars and has played in a reserve role all seven games this season.

LINEBACKERS (9)

Returners: **Charlie Anderson**, **Akin Ayodele**, **Channing Crowder**, **William Kershaw**, **Quentin Moses**, **Joey Porter**, **Reggie Torbor**, **Erik Walden**. Veteran Additions: **Jason Taylor** (FA, Washington), **Cameron Wake** (FA, CFL). Losses from 2008: **Derek Smith** (Released).

Channing Crowder opened the season strong against Atlanta (9/13), finishing with four tackles. The fifth-year veteran started the first six games this season and was inactive on at the New York Jets (11/1) with a shoulder injury. Crowder was second on the team with 114 tackles in 2008 and added six passes defensed, a fumble recovery and a forced fumble. **Akin Ayodele** ranks third on the team in tackles with 30 stops and has started all seven games this season. The Purdue product has played in 119 straight regular season games since the start of his career He also forced two fumbles and had four passes defensed. **Joey Porter** had three tackles including one stop for a loss in the season opener against Atlanta (9/13) and added an eight yard sack of **Peyton Manning** in the home opener (9/21). Porter had two tackles including one sack at San Diego (9/27), tackling Charger quarterback **Phillip Rivers** for a nine yard loss and causing Rivers to fumble on the play, which was recovered by **Phillip Merling**. He suffered a hamstring injury in that contest in second half and did not return to action. The linebacker had four tackles including a half-sack for 3.5 yards in losses vs. New Orleans (10/25), sharing a seven-yard sack of Saints quarterback **Drew Brees** with **Phillip Merling**. Porter was seventh on the club with 47 tackles, while his 17.5 sacks led the AFC and were second in the NFL. His sack figure was also a single-season standard for a Dolphins linebacker and is the third-highest total overall by a Dolphin. Porter was named to the Pro Bowl and was co-winner of the Dan Marino MVP Award (along with **Chad Pennington**). **Jason Taylor** notched two sacks against Buffalo (10/4) and had five tackles including two sacks vs. New Orleans (10/25), tackling Saints quarterback **Drew Brees** twice for a total of five yards in losses. He also forced Brees to fumble following both sacks, thereby recording two forced fumbles, with the Dolphins recovering one of them. Had four tackles and one fumble recovery at the New York Jets (11/1), picking up a **Shonn Greene** fumble that was forced by **Paul Soliai** and

(Continued on page 19)

(Continued from page 18)

returning it 48 yards for a touchdown. It was Taylor's ninth career touchdown and his sixth career fumble recovery for a TD, breaking **Jessie Tuggle's** NFL record for most career fumble recoveries returned for touchdowns. **Charlie Anderson** tallied played in a reserve role in all seven games this season and **Reggie Torbor** started one game and played in a reserve role six games this season. He has one interception without a return and ranks third on the team in special team tackles with seven stops. **Erik Walden** currently has five special team tackles. He has played in a reserve role six games this season and was inactive once.. **William Kershaw** was signed by the Dolphins on October 27, 2009 when **Will Allen** was placed on Injured Reserve. He was in camp with the Dolphins this season before being released prior to the start of the season.

DEFENSIVE BACKS: (10)

Returners: **S Jason Allen**, **CB Will Allen**, **S Jeremiah Bell**, **S Tyrone Culver**, **CB Nathan Jones**. Veteran Additions: **S Gibril Wilson** (FA, Oakland), **CB Evan Oglesby** (FA). Draft Choices/College Free Agents: **CB Vontae Davis** (D1), **CB Sean Smith** (D2b), **S Chris Clemons** (D5b) **S**. Losses from 2008: **CB André Goodman** (UFA Not Re-Signed), **S Renaldo Hill** (UFA Not Re-

Will Allen tied for a team-high seven tackles at San Diego (9/27). Allen picked off two passes against **QB Trent Edwards** vs. Buffalo (10/4). Allen's last two interception game was in his rookie season at the Minnesota Vikings on November 19, 2001. He was placed on Injured Reserve on October 27 with a torn ACL in his left knee and will miss the remainder of the season. Allen suffered that injury vs. New Orleans (10/25). In 2008, Allen had 50 tackles and tied for second on the team with three interceptions. His 15 passes defended were second on the club. **Jeremiah Bell** finished second on the team with eight tackles in the season opener against Atlanta (9/13), led the team with five tackles vs. Indianapolis (9/21) and tied for a team-high with seven at San Diego (9/21). He tied for the team lead with nine tackles vs. New Orleans (10/25), including 1.5 sacks for eight yards in losses, tackling Saints QB **Drew Brees** for a six-yard loss and also shared a four-yard sack of Brees with Randy Starks. He became the all-time Dolphin leader in sacks among defensive backs, in that game breaking his tie with Liffort Hogley, who had six sacks in his career. In 2008, Bell led the team with 120 tackles. **Gibril Wilson** joined the team as an unrestricted free agent from the Oakland Raiders this off-season and led the team with nine tackles in the season opener against Atlanta (9/13) and added two tackles and a pass defended vs. Indianapolis (9/21) and tied with Bell for a team-high seven tackles at San Diego (9/27). He tied for the team lead with seven tackles including one sack at the New York Jets (11/1), tackling Jets quarterback Mark Sanchez for a seven-yard loss. Wilson saw action in all 16 games with 15 starts at strong safety for the Oakland Raiders in 2008 and ranked second on the team and set a career-high with 129 total tackles including 96 solo stops. **Nathan Jones** has 15 tackles, one interception without a return

and four passes defended. **Jason Allen** has played in a reserve role all seven games to date. **Tyrone Culve** has one interception he returned 23 yards vs. the Saints (10/25) and is tied for third on the team with seven special teams tackles **Sean Smith**, a second round draft pick from Utah started the season opener at Atlanta (9/13). He became the first rookie cornerback to start the season since September 7, 1980 when **Don McNeal** opened the season against the Buffalo Bills. Smith has five tackles on the season and leads the team with three passes defended. Smith was a three-year letterman and two-year starter at Utah and played in 39 games with 22 starts, posting 80 tackles (43 solo), nine interceptions, 16 passes defended and three tackles for loss during collegiate career. First-round pick **Vontae Davis** also played in his first regular season game against Atlanta (9/13), notching one tackle for loss. Davis had a 23-yard return for a touchdown off an interception of Bills **QB Trent Edwards**. It was the first interception for a touchdown since **Phillip Merling** returned a then New York Jets QB **Brett Favre** pass 25 yards for a score as the Dolphins defeated the Jets 24-17 on December 28, 2008. Davis was a three-year starter at cornerback at Illinois, starting 34 of 36 games and posted career statistics of 206 tackles (139 solo), seven interceptions, three forced fumbles, two fumble recoveries and 22 passes defended **Chris Clemons**, a fifth-round pick from Clemson was inactive for the first three games. He was a four-year letterman and three-year starter with the Tigers and finished his college career with 323 tackles (203 solo) and five interceptions **Evan Oglesby** was signed on November 21, 2009.

SPECIAL TEAMS:

Kickers: **Dan Carpenter** (Returner from 2008). Punter: **Brandon Fields**, (Returner from 2008). Kickoff/Punt Returners: **Ted Ginn, Jr.** (Returner from 2008), **Davone Bess** (Returner from 2008). **Patrick Cobbs** (Returner from 2008). Long Snapper: **John Denney** (Returner from 2008).

The Dolphins' kicking tandem in 2008 consisted of a second-year performer in **Brandon Fields** and a rookie in placekicker **Dan Carpenter**. Both young players have had impressive starts to 2009, with Fields having 32 punts for 1487 yards, an average of 46.5 yards per punt, with nine punts inside the 20-yard line. He currently ranks fourth in the AFC in punting. In 2008, Fields had 74 punts for 3249 yards, an average of 43.9 yards per punt with 24 kicks inside the 20-yard line. Carpenter leads the team in scoring with 50 points, going 10-11 in field goals and 20-20 in extra points. The University of Montana product is tied for fifth in the AFC and tied for 11 in the NFL in scoring among kickers. In the 2008, he scored 103 points, going 21-25 in field goals and 40-40 in extra points.

HOW THE DOLPHINS ARE BUILT

Year	Draft (22)	Trades (4)	Waivers (3)	Free Agents (23)
1997 (1)	LB Jason Taylor (3a)			
2002 (1)		RB Ricky Williams (NO)		
2003 (1)	S Jeremiah Bell (6c)			
2004 (1)	T Vernon Carey (1)			
2005 (2)	LB Channing Crowder (3)			LS John Denney (CFA)
2006 (3)	S Jason Allen (1)		WR Greg Camarillo (SD)	
2007 (5)	WR Ted Ginn, Jr. (1) DT Paul Soliai (4) P Brandon Fields (7b)			LB Quentin Moses (FA) LB Joey Porter (FA)
2008 (22)	T Jake Long (1) DE Phillip Merling (2a) QB Chad Henne (2b) DE Kendall Langford (3) G Donald Thomas (6b) RB Lex Hilliard (6c) DE Lionel Dotson (7)	LB Akin Ayodele (DAL) TE Anthony Fasano (DAL)	T Nate Garner (NYJ) LB Erik Walden (KC)	LB Charlie Anderson (UFA-HOU) G Joe Berger (UFA-DAL) WR Davone Bess (CFA) K Dan Carpenter (CFA) S Tyrone Culver (FA) TE Joey Haynos (FA) CB Nathan Jones (UFA-DAL) FB Lousaka Polite (FA) G Justin Smiley (UFA-SF) DE Randy Starks (UFA-TEN) LB Reggie Torbor (UFA-NYG)
2009 (17)	CB Vontae Davis (1) QB Pat White (2a) CB Sean Smith (2b) WR Patrick Turner (3) WR Brian Hartline (4) S Chris Clemons (5b) T Andrew Gardner (6)	DT Tony McDaniel (JAX)		DE Ryan Baker (FA) DE Ikaika Alama-Francis (FA) C Jake Grove (UFA-OAK) OL Andrew Hartline '09 T Lydon Murtha (FA) RB Kory Sheets (FA) TE Kory Sperry (FA) LB Cameron Wake (FA) S Gibril Wilson (FA)

DOLPHINS BY ROUND

1st Round (6)	2nd Round (7)	3rd Round (8)	4th Round (4)
CB Jason Allen '06 T Vernon Carey '04 CB Vontae Davis '09 WR Ted Ginn Jr. '07 T Jake Long '08 RB Ricky Williams '99	DE Ikaika Alama-Francis '07 TE Anthony Fasano '06 C Jake Grove '04 QB Chad Henne '08 DE Phillip Merling '08 G Justin Smiley '04 CB Sean Smith '09 QB Pat White '09	LB Akin Ayodele '08 LB Channing Crowder '05 DE Kendall Langford '08 LB Quentin Moses '07 LB Joey Porter '99 DE Randy Starks '04 LB Jason Taylor '97 WR Patrick Turner '09	WR Brian Hartline '09 DT Paul Soliai '07 LB Reggie Torbor '04 S Gibril Wilson '04
5th Round (1)	6th Round (8)	7th Round (5)	Free Agents (12)
S Chris Clemons '09	LB Charlie Anderson '04 S Jeremiah Bell '03 G Joe Berger '05 S Tyrone Culver '06 T Andrew Gardner '09 RB Lex Hilliard '08 G Donald Thomas '08 LB Erik Walden '08	DE Lionel Dotson '08 P Brandon Fields '07 T Nate Garner '08 CB Nate Jones '04 T Lydon Murtha '09	DE Ryan Baker '09 WR Davone Bess '08 WR Greg Camarillo '07 K Dan Carpenter '08 LS John Denney '05 OL Andrew Hartline '09 TE Joey Haynos '08 DT Tony McDaniel '06 FB Lousaka Polite '04 RB Kory Sheets '09 TE Kory Sperry '09 LB Cameron Wake '09

TENTATIVE DEPTH CHART

WR	82	Brian Hartline	19	Ted Ginn	
LT	77	Jake Long	63	<u>Andrew Gardner</u>	76 <u>Lydon Murtha</u>
LG	65	Justin Smiley			
C	64	Jake Grove	67	Joe Berger	
RG	66	Donald Thomas			
RT	72	Vernon Carey	75	Nate Garner	60 <u>Andrew Hartline</u>
TE	80	Anthony Fasano	81	Joey Haynos	85 <u>Kory Sperry</u>
WR	83	Greg Camarillo	15	Davone Bess	84 <u>Patrick Turner</u>
QB	7	Chad Henne	6	<u>Pat White</u>	16 Tyler Thigpen
FB	36	Lousaka Polite			
RB	34	Ricky Williams	26	Lex Hilliard	22 <u>Kory Sheets</u>
<hr/>					
LE	70	Kendall Langford	97	Phillip Merling	79 Ikaika Alama-Francis
NT	96	Paul Soliai	90	Ryan Baker	
RE	94	Randy Starks	78	Tony McDaniel	71 Lionel Dotson
SLB	99	Jason Taylor	93	Quentin Moses	
ILB	52	Channing Crowder	53	Reggie Torbor	
ILB	51	Akin Ayodele			
WLB	55	Joey Porter	56	Charlie Anderson	50 Erik Walden
			91	Cameron Wake	
LCB	21	<u>Vontae Davis</u>	32	Jason Allen	
RCB	24	<u>Sean Smith</u>	33	Nate Jones	
FS	28	Gibril Wilson	29	Tyrone Culver	
SS	37	Yeremiah Bell	30	<u>Chris Clemons</u>	

P	2	Brandon Fields
K	5	Dan Carpenter
KO	5	Dan Carpenter
H	2	Brandon Fields
KOR	19	Ted Ginn
PR	15	Davone Bess
LS	92	John Denney

2009 Rookies Underlined

Pronunciation Guide

Akin Ayodele	–	AY-kin, AY-dell	Ted Ginn, Jr.	–	GHINN
Davone Bess	–	duh-VAHN	Chad Henne	–	HEN-e
Greg Camarillo	–	cam-uh-REE-oh	Lex Hilliard	–	HILL-yurd
Vontae Davis	–	Vaughn -TAY	Paul Soliai	–	SO-lee-i
Ikaika Alama-Francis	-	(ee-KY-kah) (ah -LA-mah)	Gibril Wilson	–	Ja-BRIL

2009 TRANSACTIONS

Date	Pos.	Player/Coach	Transaction	Terms
Jan. 14	WR	Anthony Armstrong	Signed to "future" contract	
	CB	Scorpio Babers	Signed to "future" contract	
	CB	Will Billingsley	Signed to "future" contract	
	FB	Chris Brown	Signed to "future" contract	
	DT	Joe Cohen	Signed to "future" contract	
	RB	Lex Hilliard	Signed to "future" contract	
	WR	Todd Lowber	Signed to "future" contract	
Jan. 15		Dave DeGuglielmo	Named Offensive Line Coach	
Jan. 19	S	Ethan Kilmer	Signed to "future" contract	
	LB	Cameron Wake	Signed to "future" contract	
Feb. 2	LB	Tearrius George	Awarded off Waivers (from New Orleans)	
Feb. 20	T	Vernon Carey	Signed Contract Extension	Multi-Year
Feb. 21		Darren Rizzi	Named Assistant Special Teams Coach	
Feb. 25	LB	Channing Crowder	Signed Contract Extension	Multi-Year
Feb. 26	S	Gibril Wilson	Signed (FA)	Multi-Year
Feb. 26	S	Yeremiah Bell	Signed Contract Extension	Multi-Year
Feb. 27	G	Joe Berger	Signed as a UFA (from Dallas)	Multi-Year
Mar. 2	DE	Vonnie Holliday	Contract Terminated	
Mar. 3	C	Jake Grove	Signed as a UFA (from Oakland)	Multi-Year
Mar. 12	CB	Eric Green	Signed as a UFA (from Arizona)	Multi-Year
Mar. 20	DT	Tony McDaniel	Acquired from Jacksonville for seventh-round draft choice	
Mar. 23	C	Samson Satele	Traded to Oakland for sixth-round draft choice and swapped fourth-round draft choices	
April 25	P	Jy Bond	Signed (FA)	Multi-Year
April 27	QB	John Beck	Waived	
April 30	DE	Ryan Baker	Signed as an Undrafted College Free Agent	
	TE	Jared Bronson	Signed as an Undrafted College Free Agent	
	NT	Louis Ellis	Signed as an Undrafted College Free Agent	
	RB	Anthony Kimble	Signed as an Undrafted College Free Agent	
	G/C	Mark Lewis	Signed as an Undrafted College Free Agent	
	WR	Brennan Marion	Signed as an Undrafted College Free Agent	
	LB	Orion Martin	Signed as an Undrafted College Free Agent	
	T	SirVincent Rogers	Signed as an Undrafted College Free Agent	
	WR	Chris Williams	Signed as an Undrafted College Free Agent	
May 11	G/C	J.D. Quinn	Signed as an Undrafted College Free Agent	

(Continued from page 21)

May 13	OLB	Jason Taylor	Signed (FA)	
May 16	FB	Lousaka Polite	Signed Contract Extension	Multi-Year
May 21	TE	John Nalbone (DC #5A)	Signed	Multi-Year
May 26	CB	Will Allen	Signed Contract Extension	Multi-Year
June 1	WR	Todd Lowber	Waived	
June 15	P	Jy Bond	Waived	
	CB	Scorpio Babers	Waived	
June 18	T	Andrew Gardner (DC #6)	Signed	Multi-Year
June 22	S	Tyrone Culver	Signed Contract Extension	Multi-Year
July 3	LB	J.D. Folsom (DC #7)	Signed	Multi-Year
	WR	Patrick Turner (DC #3)	Signed	Multi-Year
July 15	WR	Brian Hartline (DC #4)	Signed	Multi-Year
July 24	CB	Sean Smith (DC #2B)	Signed	Multi-Year
August 1	CB	Vontae Davis (DC #1)	Signed	Multi-Year
August 2	FS	Chris Clemons (DC #5B)	Signed	Multi-Year
	QB	Pat White (DC #2A)	Signed	Multi-Year
	G	J.D. Quinn	Waived	
	TE	Jared Bronson	Placed on Reserve/Did Not Report	
	LB	Matt Roth	Placed on Non-Football Illness List	
August 5	WR	Brennan Marion	Waived/Injured	
August 6	FB	Matt Quillen	Signed (FA)	
	FB	Chris Brown	Waived	
	OT	SirVincent Rogers	Placed on Reserve/ Left Squad	
August 7	S	Ethan Kilmer	Placed on Reserve/ Left Squad	
August 10	FB	Matt Quillen	Waived	
	WR	James Robinson	Signed (FA)	
	K	Connor Barth	Signed (FA)	
August 11	FB	Joe Kowalewski	Signed (FA)	
August 19	CB	Eric Green	Contract Terminated	
August 24	WR	Chris Williams	Waived/Injured	
	RB	Anthony Kimble	Waived	
	LB	Orion Martin	Waived	
	LB	Tearrius George	Waived	
	NT	Joe Cohen	Waived	
	WR	Ernest Wilford	Contract Terminated	
	G/C	Andy Alleman	Traded to Kansas City for undisclosed 2010 draft choice	
	G/C	Ikechuku Ndukwe		
August 29	FB	Joe Kowalewski	Waived/Injured	
	WR	Anthony Armstrong	Waived	
	K	Connor Barth	Waived	
	NT	Louis Ellis	Waived	
September 5	S	Courtney Bryan	Waived	
	T	Brandon Frye	Waived	
	LB	William Kershaw	Waived	
	WR	Brandon London	Waived	
	CB	Joey Thomas	Waived	
	DE	Rodrique Wright	Waived	
	DE	Ryan Baker	Waived	
	CB	Will Billingsley	Waived	
	LB	J.D. Folsom	Waived	
	T	Nate Garner	Waived	
	G/C	Mark Lewis	Waived	
	WR	James Robinson	Waived	
	LB	Matt Roth	Placed on Reserve/Non-Football Injury List	
September 7	TE	Davon Drew	Awarded off Waivers (from Baltimore)	
	DE	Ryan Baker	Signed to Practice Squad	
	CB	Will Billingsley	Signed to Practice Squad	
	LB	J.D. Folsom	Signed to Practice Squad	
	T	Nate Garner	Signed to Practice Squad	
	G/C	Mark Lewis	Signed to Practice Squad	
	WR	James Robinson	Signed to Practice Squad	
	WR	Julius Pruitt	Signed to Practice Squad	
	WR	James Robinson	Signed to Practice Squad	
September 9	T	Nate Gardner	Signed off Practice Squad	
	TE	Davon Drew	Waived/Injured	
	TE	Kory Sperry	Signed to Practice Squad	
September 15	G	Andrew Hartline	Signed to Practice Squad	
	G	Mark Lewis	Released off Practice Squad	
September 29	QB	Tyler Thigpen	Acquired from Kansas City for 2010 undisclosed draft pick	
	QB	Chad Pennington	Placed on Reserve/Injured List	
	LB	K.C. Asiodu	Signed to Practice Squad	
	LB	Danny Lansanah	Released from Practice Squad	
October 14	RB	Patrick Cobbs	Placed on Reserve/Injured List	
	RB	Kory Sheets	Signed (from San Francisco Practice Squad)	
October 20	G	Shawn Murphy	Waived	
	T	Lydon Murtha	Signed (from San Detroit Practice Squad)	
October 27	CB	Will Allen	Placed on Reserve/Injured List	
	LB	William Kershaw	Signed (FA)	
	S	Nate Ness	Signed to Practice Squad	
October 31	TE	John Nalbone	Waived	
	LB	Matt Roth	Activated from Reserve/Non-Football Injury list	
November 3	TE	John Nalbone	Signed to Practice Squad	
	WR	James Robinson	Waived from Practice Squad	
November 7	LB	William Kershaw	Waived	
	LB	J.D. Folsom	Signed from Practice Squad	
November 13	LB	J.D. Folsom	Waived	
November 14	TE	Kory Sperry	Signed from Practice Squad	
November 18	RB	Ronnie Brown	Placed on Injured Reserve	
	S	Nate Ness	Signed from Practice Squad	
November 23	NT	Jason Ferguson	Placed on Injured Reserve	
	S	Nate Ness	Waived	
November 24	CB	Evan Oglesby	Signed	
	DE	Ikaika Alama-Francis	Signed	
	LB	Matt Roth	Waived	
November 18	DE	Ryan Baker	Signed from Practice Squad	
	CB	Evan Oglesby	Waived	

2009 MIAMI DOLPHINS STATISTICS

WON 5, LOST 6

09/13	L	7-19	at Atlanta	67,606
09/21	L	23-27	Indianapolis	66,227
09/27	L	13-23	at San Diego	67,230
10/04	W	38-10	Buffalo	65,523
10/12	W	31-27	New York Jets	69,767
10/25	L	34-46	New Orleans	66,689
11/01	W	30-25	at New York Jets	77,531
11/08	L	17-27	at New England	68,756
11/15	W	25-23	Tampa Bay	66,085
11/19	W	24-17	at Carolina	73,475
11/29	L	14-31	at Buffalo	70,155
12/06			New England	
12/13			at Jacksonville	
12/20			at Tennessee	
12/27			Houston	
01/03			Pittsburgh	

* RUSHING		No.	Yds	Avg	Long	TD
R. Williams		154	792	5.1	68t	9
Brown		147	648	4.4	45	8
Polite		25	85	3.4	13	0
White		12	50	4.2	33	0
Hilliard		9	46	5.1	18	0
Cobbs		6	36	6.0	19	0
Ginn		6	32	5.3	22	0
Bess		1	11	11.0	11	0
Henne		7	11	1.6	12	0
Pennington		3	7	2.3	4	0
Thigpen LG		1	2	2.0	2	0
B. Hartline		1	-1	-1.0	-1	0
TEAM		371	1717	4.6	68t	17
OPPONENTS		286	1188	4.2	50	13

* RECEIVING		No.	Yds	Avg	Long	TD
Bess		49	431	8.8	25	0
Camarillo		28	281	10.0	24	0
Ginn		25	268	10.7	53t	1
R. Williams		20	212	10.6	59	2
Fasano		19	187	9.8	21	1
B. Hartline		17	270	15.9	67	2
Brown		14	98	7.0	27	0
Haynos		10	104	10.4	21	2
Polite		5	20	4.0	10	0
Hilliard		4	22	5.5	11	0
Sperry		3	31	10.3	13	1
Cobbs		3	23	7.7	10	0
TEAM		197	1947	9.9	67	9
OPPONENTS		199	2763	13.9	80t	13

	Miami	Opp.
TOTAL FIRST DOWNS	221	207
Rushing	97	56
Passing	114	134
Penalty	10	17
3rd Down: Made/Att	80/166	45/136
3rd Down Pct.	48.2	33.1
4th Down: Made/Att	7/11	5/9
4th Down Pct.	63.6	55.6
POSSESSION AVG.	32:16	27:44
TOTAL NET YARDS	3497	3751
Avg. Per Game	317.9	341.0
Total Plays	728	669
Avg. Per Play	4.8	5.6
NET YARDS RUSHING	1717	1188
Avg. Per Game	156.1	108.0
Total Rushes	371	286
NET YARDS PASSING	1780	2563
Avg. Per Game	161.8	233.0
Sacked/Yards Lost	24/167	35/200
Gross Yards	1947	2763
Att./Completions	333/197	348/199
Completion Pct.	59.2	57.2
Had Intercepted	10	10
PUNTS/AVERAGE	54/46.0	44/43.3
NET PUNTING AVG.	54/40.1	44/37.2
PENALTIES/YARDS	57/468	53/396
FUMBLES/BALL LOST	16/7	12/4
TOUCHDOWNS	30	29
Rushing	17	13
Passing	9	13
Returns	4	3

* INTERCEPTIONS		No.	Yds	Avg	Long	TD
V. Davis		2	38	19.0	23t	1
W. Allen		2	27	13.5	21	0
N. Jones		2	0	0.0	0	0
Culver		1	23	23.0	23	0
Bell		1	3	3.0	3	0
Taylor		1	0	0.0	0	0
Torbor		1	0	0.0	0	0
TEAM		10	91	9.1	23t	1
OPPONENTS		10	204	20.4	54t	3

* PUNTING		No.	Yds	Avg	Net	TB	In	Lg	B
Fields		54	2483	46.0	40.1	3	20	66	0
TEAM		54	2483	46.0	40.1	3	20	66	0
OPPONENTS		44	1904	43.3	37.2	5	14	66	0

* PUNT RETURNS		Ret	FC	Yds	Avg	Long	TD
Bess		18	7	139	7.7	22	0
Ginn		4	0	28	7.0	12	0
TEAM		22	7	167	7.6	22	0
OPPONENTS		32	9	259	8.1	31	0

* SCORE BY PERIODS	Q1	Q2	Q3	Q4	OT	PTS
TEAM	40	80	62	74	0	256
OPPONENTS	30	57	54	134	0	275

* KICKOFF RETURNS		No.	Yds	Avg	Long	TD
Ginn		29	836	28.8	101t	2
Cobbs		16	361	22.6	39	0
B. Hartline		3	36	12.0	18	0
Berger		1	13	13.0	13	0
Torbor		1	9	9.0	9	0
TEAM		50	1255	25.1	101t	2
OPPONENTS		51	1188	23.3	87	0

* SCORING	TD-Ru-Pa-Rt	K-PAT	FG	S	PTS
Carpenter	0 0 0 0	28/29	16/17	0	76
R. Williams	11 9 2 0			0	66
Brown	8 8 0 0			0	48
Ginn	3 0 1 2			0	18
B. Hartline	2 0 2 0			0	12
Haynos	2 0 2 0			0	12
V. Davis	1 0 0 1			0	6
Fasano	1 0 1 0			0	6
Sperry	1 0 1 0			0	6
Taylor	1 0 0 1			0	6
TEAM	30 17 9 4	28/29	16/17	0	256
OPPONENTS	29 13 13 3	22/24	25/31	0	275

* FIELD GOALS		1-19	20-29	30-39	40-49	50+
Carpenter		0/ 0	3/ 3	6/ 6	6/ 7	1/1
TEAM		0/ 0	3/ 3	6/ 6	6/ 7	1/1
OPPONENTS		0/ 0	6/ 6	6/ 7	7/12	6/6

2-Pt. Conversions: TEAM 0-1, OPPONENTS 2-5
SACKS: Porter 7, Starks 6, Taylor 6, Wake 4.5, Merling 2.5, Anderson 2, Bell 1.5, Langford 1.5, McDaniel 1.5, Crowder 1, Wilson 1, Baker 0.5, TEAM 35, OPPONENTS 24
FUM/LOST: Bess 3/2, Henne 3/0, Pennington 3/2, Fasano 2/2, Ayodele 1/0, Brown 1/1, Haynos 1/0, Polite 1/0, R. Williams 1/0

Carpenter: () (45G, 44G, 49N, 45G) (24G, 23G) (33G) (35G) (32G, 33G) (48G) (52G) (49G, 30G, 45G, 25G) (37G) ()
OPPONENTS: (42N, 36G, 38N, 50G) (43G, 48G) (25G, 41N, 23G, 26G) (49N, 35G) (40G, 43G) (46G, 49N, 20G) (23G, 55G) (30G, 38G, 34G, 40G) (51G, 50G, 54G) (29G, 33G, 48G) (44N, 56G)

* PASSING	Att	Cmp	Yds	Cmp%	Yds/Att	TD	TD%	Int	Int%	Long	Sack/Lost	Rating
Henne	249	144	1512	57.8	6.07	7	2.8	7	2.8	67	17/ 126	73.2
Pennington	74	51	413	68.9	5.58	1	1.4	2	2.7	21	6/ 32	76.0
Brown	6	2	22	33.3	3.67	1	16.7	0	0.0	21	1/ 9	84.7
White	3	0	0	0.0	0.00	0	0.0	0	0.0	---	0/ 0	39.6
R. Williams	1	0	0	0.0	0.00	0	0.0	1	100.0	---	0/ 0	0.0
TEAM	333	197	1947	59.2	5.85	9	2.7	10	3.0	67	24/ 167	72.2
OPPONENTS	348	199	2763	57.2	7.94	13	3.7	10	2.9	80t	35/ 200	83.3

2009 MIAMI DOLPHINS DEFENSIVE STATISTICS

PLAYER	TOTAL TACKLES			SACKS/ YARDS	INTS/ YARDS	PASS DEF	FUMBLES FORCED	FUMBLES RECOV.
	SOLO	ASST						
Bell, Jeremiah	83	64	19	1.5/8.0	1/3.0	6	0	0
Wilson, Gibril	68	50	18	1.0/7.0	0	6	0	0
Ayodele, Akin	46	36	10	0	0	0	0	2
Crowder, Channing	42	35	7	1.0/3.0	0	0	0	0
Starks, Randy	38	28	10	6.0/26.5	0	0	0	1
Davis, Vontae	31	28	3	0	2/38	7	0	0
Smith, Sean	31	25	6	0	0	10	0	0
Taylor, Jason	28	20	8	6.0/37.0	1/0	4	2	1
Jones, Nathan	27	22	5	0	2/0	8	0	0
Porter, Joey	25	20	5	7.0/39.5	0	1	1	0
Langford, Kendall	24	18	6	1.5/8.0	0	0	0	0
Merling, Phillip	24	16	8	2.5/20.5	0	2	0	1
Ferguson, Jason	23	15	8	0	0	1	0	0
Allen, Will	21	19	2	0	2/27	6	0	0
Torbor, Reggie	16	10	6	0	1/0	4	0	0
Culver, Tyrone	15	12	3	0	1/23	4	0	0
Soliai, Paul	12	11	1	0	0	1	1	0
Wake, Cameron	9	8	1	4.5/25.5	0	0	1	0
McDaniel, Tony	9	6	3	1.5/16.5	0	1	0	0
Anderson, Charlie	7	7	0	2.0/4	0	0	2	0
Clemons, Chris	5	3	2	0	0	0	0	0
Roth, Matt	4	2	2	0	0	0	0	0
Allen, Jason	3	2	1	0	0	1	0	0
Baker, Ryan	2	1	1	0.5/4.5	0	0	0	0
Dotson, Lionel	2	1	1	0	0	0	0	0
Moses, Quentin	2	1	1	0	0	0	0	0
TOTALS	597	460	137	35.0/200.0	10/91.0	62	7	5

NOTE: Special teams and miscellaneous tackles/fumbles not included above

DEFENSIVE TOUCHDOWNS: Vontae Davis (23 yd INT) - vs. Buffalo 10/4, Jason Taylor (48 yd Fumble) - at NY Jets

MISCELLANEOUS TACKLES: R. Williams - 1; Camarillo - 1; Ginn - 1; Polite - 1; Hartline - 1; Henne - 1; Berger - 1.

MISCELLANEOUS FORCED FUMBLES: Camarillo - 1

MISCELLANEOUS FUMBLE RECOVERIES: C. Henne - 2, V. Carey - 1, R. Williams - 1, L. Hilliard - 1, N. Garner - 1.

2009 MIAMI DOLPHINS SPECIAL TEAMS STATISTICS

PLAYER	TOTAL TACKLES	SOLO	ASST	FUM		BLKD			DWND IN 20
				FOR	REC	FG	PAT	PUNT	
Jones, Nathan	16	12	4	1	0	0	0	0	0
Hilliard, Lex	11	9	2	0	0	0	0	0	0
Culver, Tyrone	10	7	3	0	0	0	0	0	0
Anderson, Charlie	9	7	2	0	0	0	0	0	0
Allen, Jason	8	7	1	0	0	0	0	0	2
Torbor, Reggie	8	7	1	0	0	0	0	0	0
Wake, Cameron	7	5	2	0	0	0	0	0	0
Walden, Erik	6	5	1	0	0	0	0	0	0
Denney, John	5	4	1	0	0	0	0	0	0
Davis, Vontae	4	4	0	0	0	0	0	0	0
Clemmons, Chris	4	3	1	0	0	0	0	0	0
Hartline, Brian	3	3	0	0	0	0	0	0	0
Wilson, Gibril	3	3	0	0	0	0	0	0	0
Carpenter, Dan	2	1	1	0	0	0	0	0	0
Ayodele, Akin	1	1	0	0	0	0	0	0	0
Cobbs, Patrick	1	1	0	0	0	0	0	0	0
Fields, Brandon	1	1	0	0	0	0	0	0	0
Folsom, J.D.	1	1	0	0	0	0	0	0	0
Haynos, Joey	1	0	1	0	0	0	0	0	0
Bess, Davone	0	0	0	0	1	0	0	0	0
TOTALS	101	81	20	1	1	0	0	0	2

2009 MIAMI DOLPHINS GAME-BY-GAME TACKLES

Player vs.	ATL	IND	SD	BUF	NYJ	NO	NYJ	NE	TB	CAR	BUF	NE	JAX	TEN	HOU	PIT	TOTAL
Allen, Jason	0	0	0	0	0	0	0	3	0	0	0						3
Allen, Will	6	2	7	1	4	1	IR	IR	IR	IR	IR						21
Anderson, Charlie	0	0	0	0	0	0	0	0	5	1	1						7

2009 MIAMI DOLPHINS WILDCAT GAME-BY-GAME STATISTICS

MIAMI

GAME		NET OFFENSE					NET PASSING									NET RUSHING					
		AT	YDS	AVG	LG	TD	Gross			YDS	LG	TD	SK	Yds	Net YDS	AT	YDS	AVG	LG	TD	
A	C	I	YDS	YDS	YDS																
9/13	at Atlanta Falcons	1	4	4.0	4	0	0	0	0	0	0	0	0	0	0	0	1	4	4.0	4	0
9/21	INDIANAPOLIS	12	107	8.9	19	1	0	0	0	0	0	0	0	0	0	0	12	107	8.9	19	1
9/27	at San Diego	7	42	6.0	12	0	0	0	0	0	0	0	0	0	0	0	7	42	6.0	12	0
10/4	BUFFALO	9	58	6.4	38	0	0	0	0	0	0	0	0	0	0	0	9	58	6.4	38	0
10/12	NEW YORK JETS	16	110	6.9	21	1	2	1	0	21	21	0	0	0	21	14	89	6.4	18	1	
10/25	NEW ORLEANS	14	30	2.1	8	2	1	0	0	0	0	0	0	0	0	13	30	2.3	8	2	
11/1	at New York Jets	8	-3	-0.4	13	0	1	0	0	0	0	0	1	9	-9	6	6	1.0	13	0	
11/8	at New England	10	7	0.7	12	1	2	1	0	1	1	1	1	11	-10	7	17	2.4	12	0	
11/15	TAMPA BAY	4	56	14.0	45	0	0	0	0	0	0	0	0	0	0	4	56	14.0	45	0	
11/19	at Carolina	3	6	2.0	4	1	0	0	0	0	0	0	0	0	0	3	6	2.0	4	1	
11/29	at Buffalo	6	19	3.2	6	1	1	0	1	0	0	0	0	0	0	5	19	3.8	6	1	
12/6	NEW ENGLAND																				
12/13	at Jacksonville																				
12/20	at Tennessee																				
12/27	HOUSTON																				
1/3	PITTSBURGH																				
2009 TOTALS		90	436	4.8	45	7	7	2	1	22	21	1	2	20	2	81	434	5.4	45	6	
2008 TOTALS		91	580	6.4	62t	8	4	2	0	72	53t	2	2	8	64	85	516	6.1	62t	6	
CAREER TOTALS		181	1016	5.6	62t	15	11	4	1	94	53t	3	4	28	66	166	950	5.7	62t	12	

2009 LONGEST SCORING DRIVES

MIAMI

	PLAYS	YARDS	TIME
For	17 at San Diego Chargers, 9/27	94 at San Diego Chargers, 9/27	10:09 at New England Patriots, 11/9
TD	16 at New England Patriots, 11/8	84 vs. New York Jets, 10/12	10:09 at New England Patriots, 11/9
	PLAYS	YARDS	TIME
For	14 at Atlanta Falcons, 9/13	89 at Atlanta Falcons, 9/13	7:27 at Atlanta Falcons, 9/13
TD	14 at Atlanta Falcons, 9/13	89 at Atlanta Falcons, 9/13	7:27 at Atlanta Falcons, 9/13

2009 DOLPHINS FUMBLES

Bess, Davone	3	(2 lost)	1 vs. New Orleans (10/25); 1 at New York Jets (11/1); 1 vs. Tampa Bay (11/15)
Henne, Chad	3	(0 lost)	2 vs. Buffalo (10/4); 1 at Carolina Panthers (11/19)
Pennington, Chad	3	(2 lost)	1 at Atlanta (9/13); 1 vs. Indianapolis (9/21); 1 at San Diego (9/27)
Fasano, Anthony	2	(2 lost)	2 at Atlanta (9/13)
Ayodele, Akin	1	(0 lost)	1 vs. Tampa Bay (11/5)
Brown, Ronnie	1	(1 lost)	1 vs. Tampa Bay (11/5)
Haynos, Joey	1	(0 lost)	1 at New England (11/9)
Polite, Lousaka	1	(0 lost)	1 at Carolina (11/19)
Williams, Ricky	1	(0 lost)	1 vs. Buffalo (10/4)
TOTAL	16	(7 lost)	

2009 DOLPHINS INTERCEPTIONS

Allen, Will	2	2 vs. Buffalo (10/4)
Davis, Vontae	2	1 vs. Buffalo (10/4) 1 TD; 1 at New England (11/8)
Jones, Nathan	2	1 vs. New Orleans (10/25); 1 at Carolina Panthers (11/19)
Bell, Jeremiah	1	1 at Buffalo (11/29)
Culver, Tyrone	1	1 vs. New Orleans (10/25)
Torbor, Reggie	1	1 vs. New Orleans (10/25)
Taylor, Jason	1	1 vs. Tampa Bay (11/15)
TOTAL	10	

2009 DOLPHINS SACKS

Taylor, Jason	6.0	1 at Atlanta (9/13), 2.5 vs. Buffalo (10/4); 2 vs. New Orleans (10/25); .5 at Buffalo (11/29)
Starks, Randy	6.0	1 vs. Buffalo (10/4); 1 vs. New York Jets (10/12); .5 vs. New Orleans (10/25); 1 at New York Jets 11/1; 1 at New England (11/8); 1 at Carolina (11/19); .5 at Buffalo (11/29)
Wake, Cameron	4.5	2.5 vs Buffalo (10/4); 1 at New England (11/8); vs. Tampa Bay (11/15)
Porter, Joey	7.0	1 vs. Indianapolis (9/21); 1 at San Diego (9/27); .5 vs. New Orleans (10/25); 2 at Carolina (11/19); 2.5 at Buffalo (11/29)

Merling, Phillip	2.5	1 at Atlanta (9/13); .5 vs. New Orleans (10/25); 1 at Carolina (11/19)
Anderson, Charlie	2.0	2 vs. Tampa Bay (11/15)
Bell, Yeremiah	1.5	1.5 vs New Orleans (10/25)
Crowder, Channing	1.0	1 vs. Tampa Bay (11/15)
McDaniel, Tony	1.5	1.5 at Buffalo (11/29)
Langford, Kendall	1.5	1 at San Diego (9/27); .5 at Buffalo (11/29)
Wilson, Gibril	1.0	1 at New York Jets (11/1)
Baker, Ryan	0.5	.5 at Buffalo (11/29)
TOTAL	35.0	

		TAKEAWAYS			GIVEAWAYS				
DATE	OPPONENT	INT	FUMBLES	TOTAL	INT	FUMBLES	TOTAL	DIFFERENTIAL	W/L
9/13	at Atlanta Falcons	0	0	0	1	3	4	-4	L
9/21	Indianapolis Colts	0	0	0	1	0	1	-1	L
9/27	at San Diego Chargers	0	1	1	1	1	2	-1	L
10/4	Buffalo Bills	3	0	3	0	0	0	3	W
10/12	New York Jets	0	0	0	0	0	0	0	W
10/25	New Orleans Saints	3	1	4	2	1	3	1	L
11/1	New York Jets	0	1	1	0	1	1	0	W
11/8	at New England Patriots	1	0	1	0	0	0	1	L
11/15	Tampa Bay Buccaneers	1	1	2	1	1	2	0	W
11/19	at Carolina Panthers	1	0	1	0	0	0	1	W
11/29	at Buffalo Bills	1	0	1	4	0	4	-3	L
TOTAL		10	4	14	10	7	17	-3	

2009 MIAMI DOLPHINS QUARTER-BY-QUARTER SCORING														
		MIAMI						OPPONENTS						
DATE	OPPONENT	W/L	1st	2nd	3rd	4th	OT	Total	1st	2nd	3rd	4th	OT	Total
9/13	at Atlanta Falcons	L	0	0	0	7		7	0	10	6	3		19
9/21	Indianapolis Colts	L	7	6	0	10		23	7	6	0	14		27
9/27	at San Diego Chargers	L	0	3	3	7		13	0	3	7	13		23
10/4	Buffalo Bills	W	0	17	14	7		38	0	3	0	7		10
10/12	New York Jets	W	10	0	0	21		31	7	6	0	14		27
10/25	New Orleans Saints	L	14	10	10	0		34	3	7	14	22		46
11/1	at New York Jets	W	0	3	21	6		30	0	3	16	6		25
11/8	at New England Patriots	L	3	7	7	0		17	7	9	8	3		27
11/15	Tampa Bay Buccaneers	W	6	13	0	6		25	3	3	3	14		23
11/19	at Carolina Panthers	W	0	14	0	10		24	3	0	0	14		17
11/29	at Buffalo	L	0	7	7	0		14	0	7	0	24		31
TOTAL		5-6	40	80	62	74		256	30	57	54	134		275

2009 MIAMI DOLPHINS GAME-BY-GAME STARTERS

OFFENSE												
GAME	WR	LT	LG	C	RG	RT	TE	WR	QB	RB	FB	
at Atlanta Falcons	Ginn	Long	Smiley	Grove	Thomas	Carey	Fasano	Camarillo	Pennington	Brown	Polite	
Indianapolis Colts	Ginn	Long	Smiley	Grove	Thomas	Carey	Fasano	Camarillo	Pennington	Brown	Polite	
at San Diego Chargers	Ginn	Long	Smiley	Grove	Thomas	Carey	Fasano	Camarillo	Pennington	Brown	Polite	
Buffalo Bills	Ginn	Long	Smiley	Grove	Thomas	Carey	Fasano	Camarillo	Henne	Brown	Polite	
New York Jets	Haynos (TE)	Long	Smiley	Grove	Thomas	Carey	Fasano	Camarillo	Henne	Brown	Polite Haynos (TE)	
New Orleans Saints	Ginn Haynos (TE)	Long	Smiley	Grove	Thomas	Carey	Fasano	Camarillo	Henne	Brown	Polite	
at New York Jets	Haynos (TE)	Long	Smiley	Grove	Thomas	Carey	Fasano	Camarillo	Henne	Brown	Polite	
at New England Patriots	Hartline	Long	Smiley	Grove	Thomas	Carey	Fasano	Camarillo	Henne	Brown	Polite	
Tampa Bay Buccaneers	Ginn	Long	Garner	Grove	Thomas	Carey	Haynos	Camarillo	Henne	Brown	Sperry (TE)	
at Carolina Panthers	Ginn	Long	Garner	Grove	Thomas	Carey	Haynos	Camarillo	Henne	Williams	Polite Haynos (TE)	
at Buffalo Bills	Ginn	Long	Garner	Berger	Thomas	Carey	Fasano	Camarillo	Henne	Williams	Polite Haynos (TE)	
DEFENSE												
GAME	LE	NT	RE	SLB	ILB	ILB	WLB	CB	CB	S	S	
at Atlanta Falcons	Langford	Ferguson	Starks	Taylor	Crowder	Ayodele	Porter	W. Allen	S. Smith	Wilson	Bell	
Indianapolis Colts	Langford	Ferguson	Starks	Taylor	Crowder	Ayodele	Porter	W. Allen	S. Smith	Wilson	Bell	
at San Diego Chargers	Langford	Ferguson	Starks	Taylor	Crowder	Ayodele	Porter	W. Allen	S. Smith	Wilson	Bell	
Buffalo Bills	Langford	Ferguson	Starks	Taylor	Crowder	Ayodele Soliai	Jones (3rd CB)	W. Allen	S. Smith	Wilson	Bell	
New York Jets	Langford	Ferguson	Starks	Taylor	Crowder	(DT)	Porter	W. Allen	S. Smith	Wilson	Bell	

New Orleans Saints	Langford	Ferguson	Starks	Taylor	Crowder	Ayodele	Porter	W. Allen	S. Smith	Wilson C.	Bell
at New York Jets	Langford	Ferguson	Starks	Taylor	Torbor	Ayodele	Porter	V. Davis	S. Smith	Clemons	N. Jones
at New England Patriots	N. Jones	T. Culver	Starks	Taylor	Torbor	Ayodele	Porter	V. Davis	S. Smith	Wilson	Bell
Tampa Bay Buccaneers	Langford	Ferguson	Starks	Taylor	Crowder	Ayodele	Anderson	V. Davis	S. Smith	Wilson	Bell
at Carolina Panthers	Langford	Ferguson	Starks	Taylor	Crowder	Ayodele	Porter	V. Davis	S. Smith	Wilson	Bell
at Buffalo Bills	Langford	Soliai	Starks	Taylor	Crowder	Ayodele	Porter	V. Davis	S. Smith	Wilson	Bell

2009 INACTIVES

<i>at Atlanta Falcons</i>	Henne	Clemons	Murphy	Gardner	Dotson	Turner	Nalbone	Wake
<i>Indianapolis Colts</i>	Henne	Clemons	Murphy	Gardner	Dotson	Turner	Nalbone	Wake
<i>at San Diego Chargers</i>	Henne*	Clemons	Murphy	Walden	Gardner	Dotson	Turner	Nalbone
<i>Buffalo Bills</i>	Thigpen	Clemons	Porter	Murphy	Gardner	Dotson	Turner	Nalbone
<i>New York Jets</i>	Thigpen	Clemons	Murphy	Gardner	Dotson	Turner	Nalbone	Moses
<i>New Orleans Saints</i>	Thigpen	Sheets	Gardner	Dotson	Murtha	Turner	Nalbone	Moses
<i>at New York Jets</i>	Thigpen	Sheets	Crowder	Gardner	Dotson	Murtha	Turner	Moses
<i>at New England Patriots</i>	Thigpen	Sheets	Crowder	Gardner	Murtha	Turner	Moses	Ferguson
<i>Tampa Bay Buccaneers</i>	Thigpen	Sheets	Walden	Porter	Gardner	Smiley	Fasano	Soliai
<i>at Carolina Panthers</i>	Thigpen	Ness	Walden	Gardner	Dotson	Murtha	Fasano	Soliai
<i>at Buffalo Bills</i>	Thigpen	Sheets	Walden	Grove	Dotson	Murtha	Alama-Francis	Turner

* Henne was listed as the third quarterback against the Chargers however entered the game in the third quarter due to an injury to Chad Pennington.

2009 BIG GAMES

MIAMI		
100-YARD RUSHERS	100-YARD RECEIVERS	300-YARD PASSERS
136, Ronnie Brown vs. Indianapolis, 9/21 119, Ricky Williams at Carolina, 11/19 115, Ronnie Brown vs. Buffalo, 10/4 115, Ricky Williams at Buffalo, 11/29 102, Ricky Williams vs. Tampa, 11/15	108, Ted Ginn vs. Indianapolis, 9/21	none
OPPONENT		
100-YARD RUSHERS	100-YARD RECEIVERS	300-YARD PASSERS
122, DeAngelo Williams at Carolina, 11/19 102, Thomas Jones at New York Jets, 11/1	183, Dallas Clark vs. Indianapolis, 9/21 147, Randy Moss at New England, 11/8 120, Vincent Jackson at San Diego, 9/27 105, Jeremy Shockey vs New Orleans, 10/25 102, Winslow vs Tampa, 11/15	332, Tom Brady at New England, 11/8 303, Peyton Manning vs. Indianapolis, 9/21 303, Phillip Rivers at San Diego, 9/27

2009 BIG PLAYS

MIAMI			
PASSING PLAYS (25 yards or more)	RUNNING PLAYS (15 yards or more)		
67, Brian Hartline from Chad Henne vs New Orleans, 10/25	68, Ricky Williams vs. New Orleans, 10/25		
59, Ricky Williams from Chad Henne vs New York Jets, 10/12	46t, Ricky Williams at Carolina, 11/19		
53t, Ted Ginn from Chad Henne vs New York Jets, 10/12	45, Ronnie Brown vs. Tampa, 11/15		
36, Brian Hartline from Chad Henne at Carolina, 11/19	38, Ronnie Brown vs. Buffalo, 10/4		
30, Davone Bess from Chad Henne vs Tampa, 11/15	33, Pat White at New England, 11/8		
28, Ricky Williams from Chad Henne at New York Jets 11/1	28, Ricky Williams vs. Buffalo, 10/4		
27, Ronnie Brown from Chad Henne at San Diego, 9/27	27, Ricky Williams vs. Tampa, 11/15		
25, Davone Bess from Chad Henne vs. Tampa, 11/15	26, Ronnie Brown vs. Buffalo, 10/4		
	22, Ted Ginn vs. Buffalo, 10/4		
	19, Ronnie Brown vs. Indianapolis, 9/21		
	19, Patrick Cobbs vs. Indianapolis, 9/21		
	18, Ricky Williams vs New York Jets, 10/12		
	18, Lex Hilliard at Carolina, 11/19		
	17, Ricky Williams at Carolina, 11/19		
	15, Ricky Williams vs. Indianapolis, 9/21		
	15, Ricky Williams vs New York Jets, 10/12		
OPPONENT			
PASSING PLAYS (25 yards or more)	RUNNING PLAYS (15 yards or more)		
80t, Dallas Clark from Peyton Manning vs. Indianapolis, 9/21	50, DeAngelo Williams at Carolina, 11/19		
71t, Randy Moss from Tom Brady at New England, 11/8	35, Mike Bell vs. New Orleans, 10/25		
66, Jeremy Shockey from Drew Brees vs New Orleans, 10/25	26, Steve Weatherford vs. New York Jets, 10/12		
55, Vincent Jackson from Phillip Rivers at San Diego, 9/27	18, DeAngelo Williams at Carolina, 11/19		
53, David Clowney from Mark Sanchez vs New York Jets, 10/12			

53, Jericho Cotchery from Mark Sanchez at New York Jets, 11/1	15t, Donald Brown vs. Indianapolis, 9/21
51t, Terrell Owens from Ryan Fitzpatrick at Buffalo, 11/29	
49, Dallas Clark from Peyton Manning vs. Indianapolis, 9/21	
48t, Pierre Garcon from Peyton Manning vs. Indianapolis, 9/21	
34t, Braylon Edwards from Mark Sanchez vs New York Jets, 10/12	
30, Vincent Jackson from Phillip Rivers at San Diego, 9/27	
47, Malcom Floyd from Phillip Rivers at San Diego, 9/27	
39, Terrell Owens from Trent Edwards vs. Buffalo, 10/4	
37, D. Henderson from Drew Brees vs. New Orleans, 10/25	
37, K. Winslow from Josh Freeman vs. Tampa, 11/15	
36, Randy Moss from Tom Brady at New England, 11/8	
35, Lee Evans from Trent Edwards vs. Buffalo, 10/4	
33t, M. Stovall from Josh Freeman vs. Tampa, 11/15	
32, Lee Evans from Ryan Fitzpatrick at Buffalo, 11/29	
32, Fred Jackson from Ryan Fitzpatrick at Buffalo, 11/29	
28, Thomas Jones from Mark Sanchez at New York Jets, 11/1	
29, Gary Barnidge from Jake Delhomme at Carolina, 11/19	
27t, Steve Smith from Jake Delhomme at Carolina, 11/19	
25, Lee Evans from Trent Edwards vs. Buffalo, 10/4	
25, M. Colston from Drew Brees vs. New Orleans, 10/25	
25, Braylon Edwards from Mark Sanchez at New York Jets, 11/1	

2009 MIAMI DOLPHINS SUPPLEMENTAL STATS

DRIVE ENGINEERING

	DRIVES	TD	FG	MFG	PUNT	BL. PUNT	FMBL	INT	DOWNES	SAF	HALF	GAME	END RG	PTS
Dolphins	126	28	16	1	54	0	6	10	3	0	3	5	0	242
Opponents	127	26	25	6	44	0	4	10	3	0	4	5	0	256

INSIDE THE 20-YARD LINE

	DRIVES	TD	FG	MFG	TD %	SCORE %	FMBL	INT	DOWNES	PUNT	HALF	GAME	END RG	PTS
Dolphins	36	23	9	0	63.9%	88.9%	2	1	0	0	0	1	0	186
Opponents	36	18	12	2	50.0%	83.3%	0	1	2	0	0	1	0	159

GOAL-TO-GO SITUATIONS

	DRIVES	TD	FG	MFG	TD %	SCORE %	FMBL	INT	DOWNES	PUNT	HALF	GAME	END RG	PTS
Dolphins	23	18	2	0	78.3%	87.0%	1	1	0	0	0	1	0	130
Opponents	19	12	5	0	63.2%	89.5%	0	0	1	0	0	1	0	98

2009 MIAMI DOLPHINS 3RD DOWN AND ...

THIRD DOWN EFFICIENCY

	3RD DOWN AND ...											TOTAL	PERCENT
	1	2	3	4	5	6	7	8	9	10+			
Dolphins	19-21	10-14	12-12	9-17	9-18	5-11	4-14	1-8	2-13	9-38	80-166	48.2%	
Opponents	10-15	5-8	6-12	2-7	2-12	2-10	5-11	4-13	1-7	8-41	45-136	33.1%	

2009 MIAMI DOLPHINS GAME-BY-GAME 3RD DOWNS

DATE	OPPONENT	MIAMI			OPPONENTS		
		MADE	ATTEMPTS	PCT	MADE	ATTEMPTS	PCT
9/13	at Atlanta Falcons	4	11	36.4%	6	15	40.0%
9/22	Indianapolis Colts	15	21	71.0%	3	7	43.0%
9/27	at San Diego Chargers	5	12	41.7%	7	14	50.0%
10/4	Buffalo Bills	9	17	52.9%	1	11	9.1%
10/12	New York Jets	9	14	64.3%	4	11	36.4%
10/25	New Orleans Saints	8	18	44.4%	5	15	33.3%
11/1	at New York Jets	4	14	28.6%	3	14	21.4%
11/8	at New England Patriots	9	17	52.9%	6	13	46.1%
11/15	Tampa Bay	5	14	35.7%	4	13	30.8%
11/19	at Carolina	7	15	46.7%	3	13	23.1%
11/29	at Buffalo	5	13	38.5%	3	10	30.0%
	TOTAL	80	166	48.2%	45	136	33.1%

2009 GAME-BY-GAME STATUS

NAME	ATL	IND	SD	BUF	NYJ	NO	NYJ	NE	TB	CAR	BUF	NE	JAX	TEN	HOU	PIT
Alama-Francis, Ikaika	NR	NR	NR	NR	NR	NR	NR	NR	NR	NR	IN					
Allen, Jason	P	P	P	P	P	P	P	P	P	P	P					
Allen, Will	CB	CB	CB	CB	CB	CB	IR	IR	IR	IR	IR					
Anderson, Charlie	P	P	P	P	P	P	P	P	P	P	P					
Ayodele, Akin	LB	LB	LB	LB	P	LB	LB	LB	LB	LB	LB					
Baker, Ryan	PS	PS	PS	PS	PS	PS	PS	PS	PS	PS	P					
Bell, Jeremiah	SS	SS	SS	SS	SS	SS	P	DB	SS	SS	SS					
Berger, Joe	P	P	P	P	P	P	P	P	P	P	C					
Bess, Davone	P	P	P	P	P	P	P	P	P	P	P					
Brown, Ronnie	RB	RB	RB	RB	RB	RB	RB	RB	RB	IR	IR					
Camarillo, Greg	WR	WR	WR	WR	WR	WR	WR	WR	WR	WR	WR					
Carey, Vernon	RT	RT	RT	RT	RT	RT	RT	RT	RT	RT	RT					
Carpenter, Dan	P	P	P	P	P	P	P	P	P	P	P					
Clemons, Chris	IN	IN	IN	IN	IN	P	FS	P	P	P	P					
Cobbs, Patrick	P	P	P	P	P	IR	IR	IR	IR	IR	IR					
Crowder, Channing	LB	LB	LB	LB	LB	LB	IN	IN	LB	LB	LB					
Culver, Tyrone	P	P	P	P	P	P	P	DB	P	P	P					
Davis, Vontae	P	P	P	P	P	P	CB	CB	CB	CB	CB					
Denny, John	P	P	P	P	P	P	P	P	P	P	P					
Dotson, Lionel	IN	IN	IN	IN	IN	IN	IN	P	P	IN	IN					
Fasano, Anthony	TE	TE	TE	TE	TE	TE	TE	TE	IN	IN	TE					
Ferguson, Jason	NT	NT	NT	NT	NT	NT	NT	IN	NT	NT	IR					
Fields, Brandon	P	P	P	P	P	P	P	P	P	P	P					
Folsom, J.D.	PS	PS	PS	PS	PS	PS	PS	P	PS	PS	PS					
Gardner, Andrew	IN	IN	IN	IN	IN	IN	IN	IN	IN	IN	P					
Garner, Nate	P	P	P	P	P	P	P	P	LG	LG	LG					
Ginn, Ted Jr.	WR	WR	WR	WR	P	WR	P	P	WR	WR	WR					
Grove, Jake	C	C	C	C	C	C	C	C	C	C	IN					
Hartline, Andrew	NR	PS	PS	PS	PS	PS	PS	PS	PS	PS	P					
Hartline, Brian	P	P	P	P	P	P	P	WR	P	P	P					
Haynos, Joey	P	P	P	P	TE	TE	TE	P	TE	TE	TE					
Henne, Chad	3QB	3QB	3QB/P	QB	QB	QB	QB	QB	QB	QB	QB					
Hilliard, Lex	P	P	P	P	P	P	P	P	P	P	P					
Jones, Nathan	P	P	P	DB	P	P	SS	DB	P	P	P					
Kershaw, William	NR	NR	NR	NR	NR	NR	P	NR	NR	NR	NR					
Langford, Kendall	LE	LE	LE	LE	LE	LE	LE	P	LE	LE	LE					
Long, Jake	LT	LT	LT	LT	LT	LT	LT	LT	LT	LT	LT					
McDaniel, Tony	P	P	P	P	P	P	P	P	P	P	P					
Merling, Phillip	P	P	P	P	P	P	P	P	P	P	P					
Moses, Quentin	P	P	P	P	IN	IN	IN	IN	DNP	P	P					
Murphy, Shawn	IN	IN	IN	IN	IN	NR	NR	NR	NR	NR	NR					
Murtha, Lydon	NR	NR	NR	NR	NR	IN	IN	IN	P	IN	IN					
Nalbone, John	IN	IN	IN	IN	IN	IN	NR	PS	PS	PS	PS					
Ness, Nate	NR	NR	NR	NR	NR	NR	PS	PS	PS	IN	PS					
Pennington, Chad	QB	QB	QB	IR	IR	IR	IR	IR	IR	IR	IR					
Polite, Lousaka	FB	FB	FB	FB	FB	P	FB	FB	P	FB	P					
Porter, Joey	LB	LB	LB	IN	LB	LB	LB	LB	IN	LB	LB					
Roth, Matt	NF	NF	NF	NF	NF	NF	P	P	P	P	NR					
Sheets, Kory	NR	NR	NR	NR	NR	IN	IN	IN	IN	P	IN					
Smiley, Justin	LG	LG	LG	LG	LG	LG	LG	LG	IN	P	P					
Smith, Sean	CB	CB	CB	CB	CB	CB	CB	CB	CB	CB	CB					
Soliai, Paul	P	P	P	P	LB	P	P	P	IN	IN	NT					
Sperry, Kory	PS	PS	PS	PS	PS	PS	PS	PS	TE	P	P					
Starks, Randy	RE	RE	RE	RE	RE	RE	RE	RE	RE	RE	RE					
Taylor, Jason	LB	LB	LB	LB	LB	LB	LB	LB	LB	LB	LB					
Thigpen, Tyler	NR	NR	NR	3QB	3QB	3QB	3QB	3QB	3QB	3QB	3QB					
Thomas, Donald	RG	RG	RG	RG	RG	RG	RG	RG	RG	RG	RG					
Torbor, Reggie	P	P	P	P	P	P	LB	LB	P	P	P					
Turner, Patrick	IN	IN	IN	IN	IN	IN	IN	IN	P	P	IN					
Wake, Cameron	IN	IN	P	P	P	P	P	P	P	P	P					
Walden, Erik	P	P	IN	P	P	P	P	P	IN	IN	IN					
White, Pat	P	P	DNP	P	P	P	P	P	P	DNP	P					
Williams, Ricky	P	P	P	P	P	P	P	P	P	RB	RB					
Wilson, Gibril	FS	FS	FS	FS	FS	FS	P	FS	FS	FS	FS					

LEGEND

IN = INACTIVE	DNP = DID NOT PLAY	PS = PRACTICE SQUAD
PP = PHYSICALLY UNABLE TO PERFORM	IR = INJURED RESERVE	NR = NOT ON ROSTER
NF = NON-FOOTBALL INJURY	SUS = SUSPENDED	3QB = THIRD QUARTERBACK

2009 MIAMI DOLPHINS AND OPPONENT INDIVIDUAL SINGLE-GAME HIGHS

DOLPHINS INDIVIDUAL HIGHS	PLAYER	OPPONENT	DATE
---------------------------	--------	----------	------

OFFENSE				
<u>RUSHING</u>				
Yards	136	Ronnie Brown	vs. Indianapolis Colts	9/21
Attempts	27	Ricky Williams	at Buffalo Bills	11/29
Touchdowns	3	Ricky Williams	vs. New Orleans Saints	10/25
Yards by Quarterback	45	Pat White	at New England Patriots	11/8
Longest Run from Scrimmage	68	Ricky Williams	vs New Orleans Saints	10/25
<u>PASSING</u>				
Yards	241	Chad Henne	vs. New York Jets	10/12
Attempts	36	Chad Henne	vs. New Orleans Saints	10/25
Completions	22	Chad Pennington	vs. Indianapolis Colts	9/21
Touchdowns	2	Chad Henne	vs. New York Jets	10/12
Completion Percentage	76.90	Chad Henne	vs. New York Jets	10/12
Interceptions	3	Chad Henne	at Buffalo Bills	11/29
Longest Completion	67	Chad Henne	vs. New Orleans Saints	10/25
<u>RECEIVING</u>				
Receptions	11	Ted Ginn Jr.	vs. Indianapolis Colts	9/21
Yards	108	Ted Ginn Jr.	vs. Indianapolis Colts	9/21
Touchdowns	1	Ricky Williams	at Atlanta Falcons	9/13
		Brian Hartline	vs. Buffalo Bills	10/4
		Anthony Fasano	vs. New York Jets	10/12
		Ted Ginn Jr.	vs. New York Jets	10/12
		Joey Haynos	at New York Jets	11/1
		Joey Haynos	at New England Patriots	11/8
		Kory Sperry	vs. Tampa Bay Buccaneers	11/15
		Ricky Williams	at Carolina Panthera	11/19
		Brian Hartline	at Buffalo Bills	11/29
Yards by Running Back	70	Ricky Williams	vs. New York Jets	10/12
Longest Reception	67	Brian Hartline	vs. New Orleans Saints	10/25
<u>TOTAL YARDS FROM SCRIMMAGE</u>				
	138	Ricky Williams	vs New York Jets	10/12
		Ricky Williams	at Carolina Panthers	11/19
DEFENSE				
<u>TACKLES</u>				
Total	13	Yeremiah Bell	at Buffalo Bills	11/29
Solo	10	Gibril Wilson	vs. New York Jets	10/12
<u>INTERCEPTIONS</u>				
Total	2	Will Allen	vs. Buffalo Bills	10/4
Longest Return	23t	Vontae Davis	vs. Buffalo Bills	10/4
		Tyrone Culver	vs. New Orleans Saints	10/25
Longest Return for Touchdown	23	Vontae Davis	vs. Buffalo Bills	10/4
<u>FUMBLES</u>				
Total Forced	2	Jason Taylor	vs. New Orleans Saints	10/25
		Charlie Anderson	vs Tampa Bay Buccaneers	11/15
Total Recovered	2	Akin Ayodele	vs Tampa Bay Buccaneers	11/15
Longest Return for Touchdown	48	Jason Taylor	at New York Jets	11/1
<u>SACKS</u>				
Total	2.5	Cameron Wake	vs. Buffalo Bills	10/4
		Jason Taylor	vs. Buffalo Bills	10/4
		Joey Porter	at Buffalo Bills	11/29
Yards Lost	19.5	Jason Taylor	vs. Buffalo Bills	10/4
SPECIAL TEAMS				
Field Goals Made	4	Dan Carpenter	vs. Tampa Bay Buccaneers	11/15
Field Goal Attempts	4	Dan Carpenter	vs. Indianapolis Colts	9/21
		Dan Carpenter	vs. Tampa Bay Buccaneers	11/15
Longest Field Goal	52	Dan Carpenter	at New England Patriots	11/8

Longest Field Goal Attempt	52	Dan Carpenter	at New England Patriots	11/8
Punts	7	Brandon Fields	at New York Jets	11/1
Longest Punt (yards)	66	Brandon Fields	at New York Jets	11/1
Highest Gross Average	51.7	Brandon Fields	at New York Jets	11/1
Highest Net Average	42.8	Brandon Fields	vs. New Orleans Saints	10/25
Most Punt Returns	4	Davone Bess	at New York Jets	11/1
Most Punt Return Yards	30	Davone Bess	at Carolina Panthers	11/19
Highest Punt Return Average	15.0	Davone Bess	at Carolina Panthers	11/19
Longest Punt Return	14	Davone Bess	vs. New Orleans Saints	10/25
Most Kickoff Returns	6	Ted Ginn	at New York Jets	11/1
Most Kickoff Return Yards	299	Ted Ginn	at New York Jets	11/1
Highest Kickoff Return Average	49.8	Ted Ginn	at New York Jets	11/1
Longest Kickoff Return	101	Ted Ginn	at New York Jets	11/1

OPPONENT INDIVIDUAL HIGHS				
		PLAYER	TEAM	DATE
OFFENSE				
<u>RUSHING</u>				
Yards	122	DeAngelo Williams	Carolina Panthers	11/15
Attempts	27	Thomas Jones	New York Jets	11/1
Touchdowns	2	Thomas Jones	New York Jets	10/12
		Drew Brees	New Orleans Saints	10/25
		Fred Jackson	Buffalo Bills	11/29
Yards by Quarterback	50	Ryan Fitzpatrick	Buffalo Bills	11/29
Longest Run from Scrimmage	50	DeAngelo Williams	Carolina Panthers	11/19
<u>PASSING</u>				
Yards	332	Tom Brady	New England Patriots	11/8
Attempts	42	Jake Delhomme	Carolina Panthers	11/19
Completions	25	Tom Brady	New England Patriots	11/8
Touchdowns	2	Matt Ryan	Atlanta Falcons	9/13
		Peyton Manning	Indianapolis Colts	9/21
		Mark Sanchez	New York Jets	11/1
Completion Percentage	67.5%	Tom Brady	New England Patriots	11/8
Interceptions	3	Trent Edwards	Buffalo Bills	10/4
		Drew Brees	New Orleans Saints	10/25
Longest Completion	80t	Peyton Manning	Indianapolis Colts	9/21
<u>RECEIVING</u>				
Receptions	9	Wes Welker	New England Patriots	11/8
Yards	183	Dallas Clark	Indianapolis Colts	9/21
Touchdowns	1	Tony Gonzalez	Atlanta Falcons	9/13
		Ovie Mughelli	Atlanta Falcons	9/13
		Dallas Clark	Indianapolis Colts	9/21
		Pierre Garcon	Indianapolis Colts	9/21
		Josh Reed	Buffalo Bills	10/4
		Braylon Edwards	New York Jets	10/12
		Marques Colston	New Orleans Saints	10/25
		Dustin Keller	New York Jets	11/1
		Braylon Edwards	New York Jets	11/1
		Randy Moss	New England Patriots	11/8
		Maurice Stovall	Tampa Bay Buccaneers	11/15
		Steve Smith	Carolina Panthers	11/19
		Terrell Owens	Buffalo Bills	11/29
Yards by Running Back	49	Jerious Norwood	Atlanta Falcons	9/13
Longest Reception	80t	Dallas Clark	Indianapolis Colts	9/21
<u>TOTAL YARDS FROM SCRIMMAGE</u>	183	Dallas Clark	Indianapolis Colts	9/21
DEFENSE				
<u>TACKLES</u>				
Total	12	Kevin Burnett	San Diego Chargers	9/27

Solo	10	Jerod Mayo Curtis Lofton	New England Patriots Atlanta Falcons	11/9 9/13
<u>INTERCEPTIONS</u>				
Total	1	Mike Peterson Antoine Bethea Eric Weddle Tracy Porter Darren Sharper Donte Whitner Chris Draft Drayton Florence Corey Mace	Atlanta Falcons Indianapolis Colts San Diego Chargers New Orleans Saints New Orleans Saints Buffalo Bills Buffalo Bills Buffalo Bills Buffalo Bills	9/13 9/21 9/27 10/25 10/25 11/29 11/29 11/29 11/29
Longest Return	54	Tracy Porter	New Orleans Saints	10/25
Longest Return for Touchdown	54	Tracy Porter	New Orleans Saints	10/25
<u>FUMBLES</u>				
Total Forced	1	Curtis Lofton Mike Peterson Kroy Biermann Robert Mathis Kawika Mitchell George Wilson Ryan Denney Roman Harper Brandon McGowan Sabby Piscitelli Julius Peppers	Atlanta Falcons Atlanta Falcons Atlanta Falcons Indianapolis Colts Buffalo Bills Buffalo Bills Buffalo Bills New Orleans Saints New England Patriots Tampa Bay Buccaneers Carolina Panthers	9/13 9/13 9/13 9/21 10/4 10/4 10/4 10/25 11/8 11/15 11/19
Total Recovered	2	Jonathan Babineaux	Atlanta Falcons	9/13
Longest Return for Touchdown	none			
<u>SACKS</u>				
Total	2	John Abraham Kroy Biermann George Wilson Anthony Hargrove	Atlanta Falcons Atlanta Falcons Buffalo Bills New Orleans Saints	9/13 10/4 10/4 10/25
Yards Lost	15	Bart Scott David Harris	New York Jets New York Jets	11/1 11/1
<u>SPECIAL TEAMS</u>				
Field Goals Made	4	Stephen Gostkowski	New England Patriots	11/8
Field Goal Attempts	4	Jason Elam Nate Kaeding Stephen Gostkowski	Atlanta Falcons San Diego Chargers New England Patriots	9/13 9/27 11/8
Longest Field Goal	56	Rian Lindell	Buffalo Bills	11/29
Longest Field Goal Attempt	56	Rian Lindell	Buffalo Bills	11/29
Punts	7	Steve Weatherford	New York Jets	11/1
Longest Punt (yards)	66	Brian Moorman	Buffalo Bills	11/29
Highest Gross Average	51.4	Brian Moorman	Buffalo Bills	10/4
Highest Net Average	47	Brian Moorman	Buffalo Bills	11/29
Most Punt Returns	5	Reggie Bush Jim Leonhard	New Orleans Saints New York Jets	10/25 11/1
Most Punt Return Yards	47	Roscoe Parrish	Buffalo Bills	10/4
Highest Punt Return Average	23.5	Roscoe Parrish	Buffalo Bills	10/4
Longest Punt Return	31	Roscoe Parrish	Buffalo Bills	10/4
Most Kickoff Returns	6	Roscoe Parrish Courtney Roby Clifton Smith	Buffalo Bills New Orleans Saints Tampa Bay Buccaneers	10/4 10/25 11/15
Most Kickoff Return Yards	185	Courtney Roby	New Orleans Saints	10/25
Highest Kickoff Return Average	31	Brandon Tate	New England Patriots	11/8
Longest Kickoff Return	87	Courtney Roby	New Orleans Saints	10/25

2009 MIAMI DOLPHINS AND OPPONENT TEAM SINGLE-GAME HIGHS

DOLPHINS TEAM	HIGH	OPPONENT	DATE	LOW	OPPONENT	DATE
<u>FIRST DOWNS</u>						

Total	27	Indianapolis Colts	9/21	10	New York Jets	11/1
Rushing	17	Buffalo Bills	10/4	3	New York Jets	11/1
Passing	13	Indianapolis Colts	9/21	6	New York Jets	11/1
		New York Jets	10/12			
		New England Patriots	11/8			
		Tampa Bay Buccaneers	11/15			
		Buffalo Bills	11/29			
Penalty	3	Tampa Bay Buccaneers	11/15	0	Indianapolis Colts	9/21
					San Diego Chargers	9/27
					Buffalo Bills	10/4
<u>TOTAL NET YARDS</u>	413	New York Jets	10/12	104	New York Jets	11/1
<u>RUSHING</u>						
Net Yards	250	Buffalo Bills	10/4	52	New York Jets	11/1
Attempts	49	Indianapolis Colts	9/21	22	Atlanta Falcons	9/13
Average	5.6	Buffalo Bills	10/4	2.3	New York Jets	11/1
Touchdowns	4	New Orleans	10/25	0	Atlanta Falcons	9/13
					New York Jets	11/1
<u>PASSING</u>						
Net Yards	262	New York Jets	10/12	52	New York Jets	11/1
Attempts	37	New Orleans Saints	10/25	21	New York Jets	11/1
		New England Patriots	11/8			
Completions	22	Indianapolis Colts	9/21	12	New York Jets	11/1
Touchdowns	2	New York Jets	10/12	0	Indianapolis Colts	9/21
					San Diego Chargers	9/27
					New Orleans Saints	10/25
Completion Percentage	75.0	New York Jets	10/12	48.6	New Orleans Saints	10/25
Interceptions	4	Buffalo Bills	11/29	0	Buffalo Bills	10/4
					New York Jets	10/12
					New England Patriots	11/8
					Carolina Panthers	11/19
Times Sacked	6	Buffalo Bills	10/4	0	New York Jets	10/12
		New York Jets	11/1		Tampa Bay Buccaneers	11/15
					Carolina Panthers	11/19
Yards Lost	60	New York Jets	11/1	0	New York Jets	10/12
					Tampa Bay Buccaneers	11/15
					Carolina Panthers	11/19
<u>PUNT</u>						
Total	7	New York Jets	11/1	1	Indianapolis Colts	9/21
Yards	362	New York Jets	11/1	44	Indianapolis Colts	9/21
Long	66	New York Jets	11/1	44	Indianapolis Colts	9/21
Gross Average	51.7	New York Jets	11/7	39.8	Buffalo Bills	10/4
Net Average	42.8	New Orleans Saints	10/25	30.4	Buffalo Bills	10/4
Returns	4	Buffalo Bills	10/4	0	New England Patriots	11/8
		New York Jets	11/1			
Return Yards	40	Buffalo Bills	10/4	0	New England Patriots	11/8
Return Average	15.0	Carolina Panthers	11/19	4.8	New York Jets	11/1
<u>PENALTIES</u>						
Total	8	New York Jets	10/12	3	New England Patriots	11/8
		New Orleans Saints	10/25		Tampa Bay Buccaneers	11/15
Yards Penalized	112	New York Jets	10/12	20	Indianapolis Colts	9/21
<u>FUMBLES</u>						
Total	3	Atlanta Falcons	9/13	0	New York Jets	10/12
		Buffalo Bills	10/4		Buffalo Bills	11/29
		Tampa Bay Buccaneers	11/15			
Lost	3	Atlanta Falcons	9/13	0	Indianapolis Colts	9/21
					Buffalo Bills	10/4
					New York Jets	10/12
					New England Patriots	11/8
					Carolina Panthers	11/19
					Buffalo Bills	11/29
<u>TIME OF POSSESSION</u>	45:07	Atlanta Falcons	9/13	25:54	New York Jets	11/1

OPPONENTS vs. DOLPHINS						
<u>FIRST DOWNS</u>						
Total	23	New York Jets	11/1	10	Buffalo Bills	10/4
Rushing	8	New York Jets	10/12	0	Buffalo Bills	10/4
		Carolina Panthers	11/19			
		Buffalo Bills	11/29			
Passing	16	New England Patriots	11/8	8	Buffalo Bills	10/4
					New York Jets	10/12
Penalty	4	New York Jets	10/12	0	Indianapolis Colts	9/21
<u>RUSHING</u>						
Net Yards	182	Carolina Panthers	11/19	46	Buffalo Bills	10/4
Attempts	40	New York Jets	11/1	11	Indianapolis Colts	9/21
Average	6.7	Carolina Panthers	11/19	2.5	Atlanta Falcons	9/13
					San Diego Chargers	9/27
<u>PASSING</u>						
Net Yards	323	New England Patriots	11/8	160	Buffalo Bills	10/4
Attempts	42	Carolina Panthers	11/19	23	Indianapolis Colts	9/21
Completions	25	New England Patriots	11/8	12	New York Jets	10/12
Touchdowns	2	Atlanta Falcons	9/13	0	San Diego Chargers	9/27
		Indianapolis Colts	9/21			
		New York Jets	11/1			
Completion Percentage	67.5			45.2		
	%	New England Patriots	11/8	%	Carolina Panthers	11/19
Interceptions	3	Buffalo Bills	10/4	0	Atlanta Falcons	9/13
		New Orleans Saints	10/25		Indianapolis Colts	9/21
					San Diego Chargers	9/27
					New York Jets	10/12
					New York Jets	11/1
Times Sacked	6	Buffalo Bills	10/4	1	Indianapolis Colts	9/21
		Buffalo Bills	11/29		New York Jets	10/12
Yards Lost	39	Buffalo Bills	11/29	1	New York Jets	10/12
<u>PUNT</u>						
Total	7	New York Jets	11/1	2	San Diego Chargers	9/27
Yards	257	Buffalo Bills	10/4	85	San Diego Chargers	9/27
Long	66	Buffalo Bills	11/29	38	New England Patriots	11/8
Gross Average	51.4	Buffalo Bills	10/4	34.7	New England Patriots	11/8
Net Average	47	Buffalo Bills	11/29	31	Atlanta Falcons	9/13
Returns	5	New Orleans Saints	10/25	1	Indianapolis Colts	9/21
		New York Jets	11/1		New England Patriots	11/8
Return Yards	47	Buffalo Bills	10/4	2	Indianapolis Colts	9/21
Return Average	23.5	Buffalo Bills	10/4	2.0	Indianapolis Colts	9/21
<u>PENALTIES</u>						
Total	9	Tampa Bay Buccaneers	11/15	3	San Diego Chargers	9/27
					Buffalo Bills	10/4
					Buffalo Bills	11/29
Yards Penalized	77	Tampa Bay Buccaneers	11/15	19	Buffalo Bills	10/4
<u>FUMBLES</u>						
Total	4	Tampa Bay Buccaneers	11/15	0	Indianapolis Colts	9/21
					New York Jets	10/12
					New England Patriots	11/8
					Carolina Panthers	11/19
Lost	1	San Diego Chargers	9/27	0	Atlanta Falcons	9/13
		New Orleans Saints	10/25		Indianapolis Colts	9/21
		New York Jets	11/1		Buffalo Bills	10/4
		Tampa Bay Buccaneers	11/15		New York Jets	10/12
		Buffalo Bills	11/29		New England Patriots	11/8
					Carolina Panthers	11/19
<u>TIME OF POSSESSION</u>						
	34:06	New York Jets	11/1	14:53	Indianapolis Colts	9/21

2009 MIAMI DOLPHINS GAME-BY-GAME STATISTICS

PASSING

CHAD PENNINGTON

DATE	OPPONENT	AT	COMP	YDS	PCT	TD	INT	LG	SKD	YDS	RATING
9/13	at Atlanta Falcons	29	21	176	72.4	1	1	21	4	13	84.8
9/21	INDIANAPOLIS	33	22	183	66.7	0	1	21	2	19	68.1
9/27	at San Diego	12	8	54	66.7	0	0	14	0	0	76.4
10/4	BUFFALO										(RESERVE/INJURED)
10/12	NEW YORK JETS										(RESERVE/INJURED)
10/25	NEW ORLEANS										(RESERVE/INJURED)
11/1	at New York Jets										(RESERVE/INJURED)
11/8	at New England										(RESERVE/INJURED)
11/15	TAMPA BAY										(RESERVE/INJURED)
11/19	at Carolina										(RESERVE/INJURED)
11/29	at Buffalo										(RESERVE/INJURED)
12/6	NEW ENGLAND										(RESERVE/INJURED)
12/13	at Jacksonville										(RESERVE/INJURED)
12/20	at Tennessee										(RESERVE/INJURED)
12/27	HOUSTON										(RESERVE/INJURED)
1/3	PITTSBURGH										(RESERVE/INJURED)
2009 TOTALS		74	51	413	68.9	1	2	21	6	32	76.0
CAREER TOTALS		2469	1631	17804	66.1	102	64	80t	162	965	90.6
DOLPHINS TOTALS		550	372	4066	67.6	20	9	80t	30	153	97.4

PAT WHITE

DATE	OPPONENT	AT	COMP	YDS	PCT	TD	INT	LG	SKD	YDS	RATING
9/13	at Atlanta Falcons	1	0	0	0.0	0	0	0	0	0	39.6
9/21	INDIANAPOLIS	0	0	0	0.0	0	0	0	0	0	0.0
9/27	at San Diego										(DID NOT PLAY)
10/4	BUFFALO	0	0	0	0.0	0	0	0	0	0	0.0
10/12	NEW YORK JETS	0	0	0	0.0	0	0	0	0	0	0.0
10/25	NEW ORLEANS	0	0	0	0.0	0	0	0	0	0	0.0
11/1	at New York Jets	0	0	0	0.0	0	0	0	0	0	0.0
11/8	at New England	1	0	0	0.0	0	0	0	0	0	39.6
11/15	TAMPA BAY	1	0	0	0.0	0	0	0	0	0	39.6
11/19	at Carolina	0	0	0	0.0	0	0	0	0	0	0.0
11/29	at Buffalo	0	0	0	0.0	0	0	0	0	0	0.0
12/6	NEW ENGLAND										(RESERVE/INJURED)
12/13	at Jacksonville										(RESERVE/INJURED)
12/20	at Tennessee										(RESERVE/INJURED)
12/27	HOUSTON										(RESERVE/INJURED)
1/3	PITTSBURGH										(RESERVE/INJURED)
2009 TOTALS		3	0	0	0.0	0	0	0	0	0	39.6
CAREER TOTALS		3	0	0	0.0	0	0	0	0	0	39.6
DOLPHINS TOTALS		3	0	0	0.0	0	0	0	0	0	39.6

CHAD HENNE

DATE	OPPONENT	AT	COMP	YDS	PCT	TD	INT	LG	SKD	YDS	RATING
9/13	at Atlanta Falcons										(THIRD QUARTERBACK)
9/21	INDIANAPOLIS										(THIRD QUARTERBACK)
9/27	at San Diego	19	10	92	52.6	0	1	27	1	6	44.2
10/4	BUFFALO	22	14	115	63.6	1	0	18	6	29	92.0
10/12	NEW YORK JETS	26	20	241	77.0	2	0	59	0	0	130.4
10/25	NEW ORLEANS	36	18	211	50.0	0	2	67	2	14	45.0
11/1	at New York Jets	21	12	112	57.1	1	0	28	5	51	87.8
11/8	at New England	34	19	219	55.9	0	0	23	2	19	75.5
11/15	TAMPA BAY	31	17	175	54.8	1	1	25	0	0	68.6
11/19	at Carolina	29	17	172	58.6	1	0	36	0	0	87.1
11/29	at Buffalo	31	17	175	53.1	1	3	20	1	7	42.5
12/6	NEW ENGLAND										(RESERVE/INJURED)
12/13	at Jacksonville										(RESERVE/INJURED)
12/20	at Tennessee										(RESERVE/INJURED)
12/27	HOUSTON										(RESERVE/INJURED)
1/3	PITTSBURGH										(RESERVE/INJURED)
2009 TOTALS		249	144	1512	52.6	7	7	67	17	126	73.2
CAREER TOTALS		261	151	1579	56.9	7	7	67	17	126	73.3
DOLPHINS TOTALS		261	151	1579	56.9	7	7	67	17	126	73.3

OTHERS:

RONNIE BROWN

10/25	NEW ORLEANS	1	0	0	0.0	0	0	0	0	0	39.6
11/1	at New York Jets	1	0	0	0.0	0	0	0	1	9	39.6
11/8	at New England	2	1	1	50.0	1	0	1	0	0	95.8

RICKY WILLIAMS

11/29	at Buffalo	1	0	0	0.0	0	1	0	0	0	0.0
-------	------------	---	---	---	-----	---	---	---	---	---	-----

2009 MIAMI DOLPHINS WILDCAT GAME-BY-GAME INDIVIDUAL STATISTICS

PASSING

BROWN

DATE	OPPONENT	AT	COMP	YDS	PCT	TD	INT	LG	SKD	YDS	RATING
9/13	at Atlanta Falcons	0	0	0	0.0	0	0	0	0	0	0.0
9/21	INDIANAPOLIS	0	0	0	0.0	0	0	0	0	0	0.0
9/27	at San Diego	0	0	0	0.0	0	0	0	0	0	0.0
10/4	BUFFALO	0	0	0	0.0	0	0	0	0	0	0.0
10/12	NEW YORK JETS	2	1	21	50.0	0	0	21	0	0	87.5
10/25	NEW ORLEANS	1	0	0	0.0	0	0	0	0	0	39.6
11/1	at New York Jets	1	0	0	0.0	0	0	0	1	9	39.6
11/8	at New England	2	1	1	50.0	1	0	1	0	0	95.8
11/15	TAMPA BAY	0	0	0	0.0	0	0	0	0	0	0.0
11/19	at Carolina	(RESERVE/INJURED)									
11/29	at Buffalo	(RESERVE/INJURED)									
12/6	NEW ENGLAND	(RESERVE/INJURED)									
12/13	at Jacksonville	(RESERVE/INJURED)									
12/20	at Tennessee	(RESERVE/INJURED)									
12/27	HOUSTON	(RESERVE/INJURED)									
1/3	PITTSBURGH	(RESERVE/INJURED)									
2009 TOTALS		6	2	22	33.3	1	0	21	1	9	84.7
CAREER TOTALS		8	3	41	37.5	2	0	21	2	17	94.3
DOLPHINS TOTALS		8	3	41	37.5	2	0	21	2	17	94.3

WILLIAMS

DATE	OPPONENT	AT	COMP	YDS	PCT	TD	INT	LG	SKD	YDS	RATING
9/13	at Atlanta Falcons	0	0	0	0.0	0	0	0	0	0	0.0
9/21	INDIANAPOLIS	0	0	0	0.0	0	0	0	0	0	0.0
9/27	at San Diego	0	0	0	0.0	0	0	0	0	0	0.0
10/4	BUFFALO	0	0	0	0.0	0	0	0	0	0	0.0
10/12	NEW YORK JETS	0	0	0	0.0	0	0	0	0	0	0.0
10/25	NEW ORLEANS	0	0	0	0.0	0	0	0	0	0	0.0
11/1	at New York Jets	0	0	0	0.0	0	0	0	0	0	0.0
11/8	at New England	0	0	0	0.0	0	0	0	0	0	0.0
11/15	TAMPA BAY	0	0	0	0.0	0	0	0	0	0	0.0
11/19	at Carolina	0	0	0	0.0	0	0	0	0	0	0.0
11/29	at Buffalo	1	0	0	0.0	0	0	0	0	0	0.0
12/6	NEW ENGLAND	(RESERVE/INJURED)									
12/13	at Jacksonville	(RESERVE/INJURED)									
12/20	at Tennessee	(RESERVE/INJURED)									
12/27	HOUSTON	(RESERVE/INJURED)									
1/3	PITTSBURGH	(RESERVE/INJURED)									
2009 TOTALS		1	0	0	0.0	0	0	0	0	0	39.6
CAREER TOTALS		1	0	0	0.0	0	0	0	0	8	39.6
DOLPHINS TOTALS		1	0	0	0.0	0	0	0	0	8	39.6

2009 MIAMI DOLPHINS GAME-BY-GAME STATISTICS

RUSHING

BESS

BROWN

COBBS

DATE	OPPONENT	AT	YDS	AVG	LG	TD	AT	YDS	AVG	LG	TD	AT	YDS	AVG	LG	TD
9/13	at Atlanta Falcons	0	0	0.0	0	0	10	43	4.3	14	0	0	0	0.0	0	0
9/21	INDIANAPOLIS	0	0	0.0	0	0	24	136	5.7	19	2	2	23	11.5	19	0
9/27	at San Diego	1	11	11.0	11	0	18	75	4.2	12	0	1	3	3.0	3	0
10/4	BUFFALO	0	0	0.0	0	0	20	115	5.8	38	2	2	11	5.5	9	0
10/12	NEW YORK JETS	0	0	0.0	0	0	21	74	3.5	13	2	1	-1	-1.0	-1	0
10/25	NEW ORLEANS	0	0	0.0	0	0	16	48	3.0	8	1	(RESERVE/INJURED)				
11/1	at New York Jets	0	0	0.0	0	0	11	27	2.5	13	0	(RESERVE/INJURED)				
11/8	at New England	0	0	0.0	0	0	15	48	3.2	16	0	(RESERVE/INJURED)				
11/15	TAMPA BAY	0	0	0.0	0	0	12	82	6.8	45	1	(RESERVE/INJURED)				
11/19	at Carolina	0	0	0.0	0	0	(RESERVE/INJURED)					(RESERVE/INJURED)				
11/29	at Buffalo	0	0	0.0	0	0	(RESERVE/INJURED)					(RESERVE/INJURED)				
12/6	NEW ENGLAND	(RESERVE/INJURED)														
12/13	at Jacksonville	(RESERVE/INJURED)														
12/20	at Tennessee	(RESERVE/INJURED)														

12/27 1/3	HOUSTON PITTSBURGH															
2009 TOTALS		1	11	11.0	11	0	147	648	4.4	45	8	6	36	6.0	19	0
CAREER TOTALS		2	24	12.0	13	0	928	4081	4.4	65t	31	33	171	5.2	44	2
DOLPHINS TOTALS		2	24	12.0	13	0	928	4081	4.4	65t	31	33	171	5.2	44	2
		GINN					HENNE					HARTLINE				
DATE	OPPONENT	AT	YDS	AVG	LG	TD	AT	YDS	AVG	LG	TD	AT	YDS	AVG	LG	TD
9/13	at Atlanta Falcons	2	9	4.5	8	0	(THIRD QUARTERBACK)					0	0	0.0	0	0
9/21	INDIANAPOLIS	0	0	0.0	0	0	(THIRD QUARTERBACK)					0	0	0.0	0	0
9/27	at San Diego	0	0	0.0	0	0	1	2	2	2	0	0	0	0.0	0	0
10/4	BUFFALO	1	22	22.0	22	0	2	14	7	12	0	1	-1	-1.0	-1	0
10/12	NEW YORK JETS	0	0	0.0	0	0	0	0	0	0	0	0	0	0.0	0	0
10/25	NEW ORLEANS	1	5	5.0	5	0	0	0	0	0	0	0	0	0.0	0	0
11/1	at New York Jets	0	0	0.0	0	0	3	-5	-1.7	-1	0	0	0	0.0	0	0
11/8	at New England	0	0	0.0	0	0	0	0	0.0	0	0	0	0	0.0	0	0
11/15	TAMPA BAY	1	0	0.0	0	0	0	0	0.0	0	0	0	0	0.0	0	0
11/19	at Carolina	0	0	0.0	0	0	1	0	0.0	0	0	0	0	0.0	0	0
11/29	at Buffalo	1	-4	-4.0	-4	0	0	0	0.0	0	0	0	0	0.0	0	0
12/6	NEW ENGLAND															
12/13	at Jacksonville															
12/20	at Tennessee															
12/27	HOUSTON															
1/3	PITTSBURGH															
2009 TOTALS		6	32	5.3	22	0	7	11	1.6	12	0	1	-1	-1.0	-1	0
CAREER TOTALS		17	117	6.9	40t	2	7	11	1.6	12	0	1	-1	-1.0	-1	0
DOLPHINS TOTALS		17	117	6.9	40t	2	7	11	1.6	12	0	1	-1	-1.0	-1	0
		HILLIARD					PENNINGTON					POLITE				
DATE	OPPONENT	AT	YDS	AVG	LG	TD	AT	YDS	AVG	LG	TD	AT	YDS	AVG	LG	TD
9/13	at Atlanta Falcons	0	0	0.0	0	0	0	0	0.0	0	0	2	5	2.5	9	0
9/21	INDIANAPOLIS	0	0	0.0	0	0	1	4	4.0	4	0	3	7	2.3	3	0
9/27	at San Diego	0	0	0.0	0	0	2	3	1.5	3	0	0	0	0	0	0
10/4	BUFFALO	0	0	0.0	0	0	(RESERVE/INJURED)					2	5	2.5	3	0
10/12	NEW YORK JETS	0	0	0.0	0	0	(RESERVE/INJURED)					2	4	2.0	2	0
10/25	NEW ORLEANS	0	0	0.0	0	0	(RESERVE/INJURED)					3	7	2.3	3	0
11/1	at New York Jets	0	0	0.0	0	0	(RESERVE/INJURED)					1	3	3.0	3	0
11/8	at New England	0	0	0.0	0	0	(RESERVE/INJURED)					3	7	2.3	4	0
11/15	TAMPA BAY	0	0	0.0	0	0	(RESERVE/INJURED)					2	14	7.0	12	0
11/19	at Carolina	4	24	6.0	18	0	(RESERVE/INJURED)					4	11	2.8	4	0
11/29	at Buffalo	5	22	4.4	9	0	(RESERVE/INJURED)					3	22	7.3	13	0
12/6	NEW ENGLAND															
12/13	at Jacksonville															
12/20	at Tennessee															
12/27	HOUSTON															
1/3	PITTSBURGH															
2009 TOTALS		9	46	5.1	18	0	3	7	2.3	0	0	25	85	3.4	9	0
CAREER TOTALS		9	46	5.1	18	0	177	450	2.5	16	7	57	196	3.5	14	0
DOLPHINS TOTALS		9	46	5.1	18	0	33	69	2.1	16	1	48	170	3.7	14	0
		SHEETS					WHITE					WILLIAMS				
DATE	OPPONENT	AT	YDS	AVG	LG	TD	AT	YDS	AVG	LG	TD	AT	YDS	AVG	LG	TD
9/13	at Atlanta Falcons						1	0	0.0	0	0	7	39	5.6	14	0
9/21	INDIANAPOLIS						0	0	0.0	0	0	19	69	3.6	15	0
9/27	at San Diego						0	0	0.0	0	0	8	55	6.9	14t	1
10/4	BUFFALO						1	-1	-1.0	-1	0	16	85	5.3	28	1
10/12	NEW YORK JETS						1	6	6.0	6	0	11	68	6.2	18	0
10/25	NEW ORLEANS						1	-3	-3.0	-3	0	9	80	8.9	68t	3
11/1	at New York Jets						0	0	0.0	0	0	8	27	3.4	11	0
11/8	at New England						6	45	7.5	33	0	7	33	4.7	15t	1
11/15	TAMPA BAY						1	1	1.0	1	0	20	102	5.1	27	0
11/19	at Carolina	0	0	0.0	0	0	0	0	0.0	0	0	22	119	5.4	46t	2
11/29	at Buffalo						1	2	2.0	2	0	27	115	4.3	11	1
12/6	NEW ENGLAND															
12/13	at Jacksonville															
12/20	at Tennessee															
12/27	HOUSTON															
1/3	PITTSBURGH															
2009 TOTALS		0	0	0.0	0	0	12	50	4.2	33	0	154	792	5.1	27	9
CAREER TOTALS		0	0	0.0	0	0	12	50	4.2	33	0	2077	8563	4.1	68t	60
DOLPHINS TOTALS		0	0	0.0	0	0	12	50	4.2	33	0	1263	5434	4.2	68t	44
OTHERS:																

2009 MIAMI DOLPHINS WILDCAT GAME-BY-GAME STATISTICS

RUSHING

		BROWN					WILLIAMS					COBBS				
DATE	OPPONENT	AT	YDS	AVG	LG	TD	AT	YDS	AVG	LG	TD	AT	YDS	AVG	LG	TD
9/13	at Atlanta Falcons	1	4	4.0	4	0	0	0	0.0	0	0	0	0	0.0	0	0
9/21	INDIANAPOLIS	7	62	8.9	14	1	4	26	6.5	15	0	1	19	19.0	19	0
9/27	at San Diego	6	36	6.0	12	0	1	6	6.0	6	0	0	0	0.0	0	0
10/4	BUFFALO	7	60	8.6	38	0	2	-2	-2.0	1	0	0	0	0.0	0	0
10/12	NEW YORK JETS	6	32	5.3	13	1	7	58	8.3	18	0	1	-1	-1.0	-1	0
10/25	NEW ORLEANS	9	24	2.7	8	0	4	6	1.5	4t	2	(RESERVE/INJURED)				
11/1	at New York Jets	4	14	3.5	13	0	1	1	1.0	1	0	(RESERVE/INJURED)				
11/8	at New England	4	5	1.3	2	0	3	12	4.0	12	0	(RESERVE/INJURED)				
11/15	TAMPA BAY	2	50	25.0	45	0	2	6	3.0	4	0	(RESERVE/INJURED)				
11/19	at Carolina	(RESERVE/INJURED)					3	6	2.0	4	1	(RESERVE/INJURED)				
11/29	at Buffalo	(RESERVE/INJURED)					5	19	3.8	6	1	(RESERVE/INJURED)				
12/6	NEW ENGLAND															
12/13	at Jacksonville															
12/20	at Tennessee															
12/27	HOUSTON															
1/3	PITTSBURGH															
2009 TOTALS		46	287	6.2	38	2	32	138	4.3	18	4	2	18	9.0	19	0
CAREER TOTALS		102	604	5.9	62t	7	59	290	4.9	51t	5	4	65	16.3	44	0
DOLPHINS TOTALS		102	604	5.9	62t	7	59	290	4.9	51t	5	4	65	16.3	44	0

2009 MIAMI DOLPHINS GAME-BY-GAME INDIVIDUAL STATISTICS

RECEIVING

		BESS					BROWN					CAMARILLO				
DATE	OPPONENT	REC	YDS	AVG	LG	TD	REC	YDS	AVG	LG	TD	REC	YDS	AVG	LG	TD
9/13	at Atlanta Falcons	7	57	8.1	21	0	3	10	3.3	9	0	2	20	10.0	15	0
9/21	INDIANAPOLIS	3	29	9.7	18	0	0	0	0.0	0	0	3	11	3.7	10	0
9/27	at San Diego	7	54	7.7	14	0	3	40	13.3	27	0	2	13	6.5	7	0
10/4	BUFFALO	3	17	5.7	6	0	0	0	0.0	0	0	4	42	10.5	18	0
10/12	NEW YORK JETS	3	18	6.0	8	0	3	14	4.7	10	0	3	33	11.0	14	0
10/25	NEW ORLEANS	3	13	4.3	8	0	0	0	0.0	0	0	5	55	11.0	24	0
11/1	at New York Jets	4	18	4.5	6	0	1	2	2.0	2	0	1	15	15.0	15	0
11/8	at New England	6	56	9.3	20	0	2	16	8.0	9	0	5	71	14.2	23	0
11/15	TAMPA BAY	4	72	18.0	25	0	2	16	8.0	11	0	2	17	8.5	9	0
11/19	at Carolina	6	63	10.5	18	0	(RESERVE/INJURED)					1	4	4.0	4	0
11/29	at Buffalo	3	34	11.3	15	0	(RESERVE/INJURED)					0	0	0.0	0	0
12/6	NEW ENGLAND															
12/13	at Jacksonville															
12/20	at Tennessee															
12/27	HOUSTON															
1/3	PITTSBURGH															
2009 TOTALS		49	431	8.8	25	0	14	98	7.0	27	0	28	281	10.0	24	0
CAREER TOTALS		100	951	9.5	37	1	151	1249	8.3	43	2	91	1054	11.6	64t	4
DOLPHINS TOTALS		100	951	9.5	37	1	151	1249	8.3	43	2	91	1054	11.6	64t	4

		COBBS					FASANO					GINN				
DATE	OPPONENT	REC	YDS	AVG	LG	TD	REC	YDS	AVG	LG	TD	REC	YDS	AVG	LG	TD
9/13	at Atlanta Falcons	0	0	0.0	0	0	2	10	5.0	10	0	2	26	13.0	16	0
9/21	INDIANAPOLIS	1	8	8.0	8	0	1	1	1.0	1	0	11	108	9.8	21	0
9/27	at San Diego	0	0	0.0	0	0	0	0	0.0	0	0	0	0	0.0	0	0
10/4	BUFFALO	1	10	10.0	10	0	1	7	7.0	7	0	1	4	4.0	4	0
10/12	NEW YORK JETS	1	5	5.0	5	0	4	38	9.5	21	1	2	57	28.5	53t	1
10/25	NEW ORLEANS	(RESERVE/INJURED)					3	21	7.0	14	0	2	16	8.0	10	0
11/1	at New York Jets	(RESERVE/INJURED)					2	16	8.0	10	0	0	0	0.0	0	0
11/8	at New England	(RESERVE/INJURED)					1	20	20.0	20	0	1	7	7.0	7	0
11/15	TAMPA BAY	(RESERVE/INJURED)					(INACTIVE)					0	0	0.0	0	0
11/19	at Carolina	(RESERVE/INJURED)					(INACTIVE)					4	32	8.0	16	0
11/29	at Buffalo	(RESERVE/INJURED)					5	74	14.8	18	0	2	18	9.0	11	0
12/6	NEW ENGLAND															
12/13	at Jacksonville															
12/20	at Tennessee															
12/27	HOUSTON															
1/3	PITTSBURGH															
2009 TOTALS		3	23	7.7	10	0	19	187	9.8	21	1	25	268	10.7	53t	1
CAREER TOTALS		16	273	17.1	80t	2	76	836	11.0	26t	9	113	1460	12.9	64	5
DOLPHINS TOTALS		16	273	17.1	80t	2	48	567	11.8	24	8	113	1460	12.9	64	5

		HARTLINE					HAYNOS					HILLIARD				
DATE	OPPONENT	REC	YDS	AVG	LG	TD	REC	YDS	AVG	LG	TD	REC	YDS	AVG	LG	TD
9/13	at Atlanta Falcons	2	13	6.5	7	0	1	21	21.0	21	0	0	0	0.0	0	0
9/21	INDIANAPOLIS	2	23	11.5	18	0	0	0	0.0	0	0	0	0	0.0	0	0

12/27	HOUSTON										
1/3	PITTSBURGH										
2009 TOTALS		1	21	21.0	21	0	1	1	1.0	1	1
CAREER TOTALS		2	40	20.0	21	1	1	1	1.0	1	1
DOLPHINS TOTALS		2	40	20.0	21	1	1	1	1.0	1	1

2009 MIAMI DOLPHINS GAME-BY-GAME INDIVIDUAL STATISTICS

PUNTING											
BRANDON FIELDS											
DATE	OPPONENT	NO	YDS	AVG	LG	IN				PR YARDS	NET
						20	TB	BLK	50+		
9/13	at Atlanta Falcons	5	225	45.0	50	1	0	0	1	31	38.8
9/21	INDIANAPOLIS	1	44	44.0	44	1	0	0	0	2	42.0
9/27	at San Diego	4	178	44.5	55	1	0	0	1	15	40.8
10/4	BUFFALO	5	199	39.8	53	2	0	0	2	47	30.4
10/12	NEW YORK JETS	4	199	49.8	54	1	0	0	3	29	42.5
10/25	NEW ORLEANS	6	280	46.7	55	2	0	0	3	23	42.8
11/1	at New York Jets	7	362	51.7	66	1	1	0	4	45	42.4
11/8	at New England	5	209	41.8	51	4	0	0	2	5	40.8
11/15	TAMPA BAY	6	273	45.5	62	3	0	0	2	31	40.3
11/19	at Carolina	6	301	50.2	57	1	2	0	3	20	40.2
11/29	at Buffalo	5	213	42.6	52	3	0	0	1	11	40.4
12/6	NEW ENGLAND										
12/13	at Jacksonville										
12/20	at Tennessee										
12/27	HOUSTON										
1/3	PITTSBURGH										
2009 TOTALS		54	2483	46.0	66	20	3	0	22	259	40.1
CAREER TOTALS		205	9059	44.2	71	54	16	0	71	1131	37.1
DOLPHINS TOTALS		205	9059	44.2	71	54	16	0	71	1131	37.1

2009 MIAMI DOLPHINS GAME-BY-GAME INDIVIDUAL STATISTICS

PUNT RETURNS													
BESS													
DATE	OPPONENT	NO	FC	YDS	AVG	LG	TD	GINN Jr.					
								NO	FC	YDS	AVG	LG	TD
9/13	at Atlanta Falcons	2	1	11	5.5	7	0	0	0	0	0	0	0
9/21	INDIANAPOLIS	1	0	8	8.0	8	0	0	0	0	0	0	0
9/27	at San Diego	1	0	9	9.0	9	0	0	0	0	0	0	0
10/4	BUFFALO	3	0	29	9.7	12	0	1	0	11	11	11	0
10/12	NEW YORK JETS	1	1	9	9.0	9	0	0	0	0	0	0	0
10/25	NEW ORLEANS	2	0	28	14.0	14	0	1	0	-2	-2	-2	0
11/1	at New York Jets	4	1	19	4.8	10	0	0	0	0	0	0	0
11/8	at New England	0	3	0	0.0	0	0	0	0	0	0	0	0
11/15	TAMPA BAY	2	0	-4	-2.0	0	0	1	0	7	7	7	0
11/19	at Carolina	2	1	30	15.0	22	0	0	0	0	0	0	0
11/29	at Buffalo	0	0	0	0.0	0	0	1	0	12	12	12	0
12/6	NEW ENGLAND												
12/13	at Jacksonville												
12/20	at Tennessee												
12/27	HOUSTON												
1/3	PITTSBURGH												
2009 TOTALS		18	7	139	7.7	22	0	4	0	28	7	12	0
CAREER TOTALS		39	17	370	9.5	27	0	35	16	312	8.9	87	1
DOLPHINS TOTALS		39	17	370	9.5	27	0	35	16	312	8.9	87	1

2009 MIAMI DOLPHINS GAME-BY-GAME INDIVIDUAL STATISTICS

KICKING																
DAN CARPENTER																
DATE	OPPONENT	PATS		FIELD GOALS				FIELD GOAL ACCURACY					KO	TB		
		MADE	ATTS	MADE	ATTS	PCT	LG	PTS	1-19	20-29	30-39	40-49			50+	
9/13	at Atlanta Falcons	1	1	0	0			1							1	0
9/21	INDIANAPOLIS	2	2	3	4	75.0%	45t	11					3-4		6	1
9/27	at San Diego	1	1	2	2	100.0%	24	7		2-2					3	0
10/4	BUFFALO	5	5	1	1	100.0%	33	8			1-1				7	0
10/12	NEW YORK JETS	4	4	1	1	100.0%	35	7			1-1				6	1
10/25	NEW ORLEANS	4	4	2	2	100.0%	33	10			2-2				7	1
11/1	at New York Jets	3	3	1	1	100.0%	48	6				1-1			6	0

11/8	at New England	2	2	1	1	100.0%	52	5				1-1	4	1	
11/15	TAMPA BAY	1	2	4	4	100.0%	49	13	1-1	1-1	2-2		7	0	
11/19	at Carolina	3	3	1	1	100.0%	37	6		1-1			5	0	
11/29	at Buffalo	2	2	0	0			2					3	0	
12/6	NEW ENGLAND														
12/13	at Jacksonville														
12/20	at Tennessee														
12/27	HOUSTON														
1/3	PITTSBURGH														
2009 TOTALS		28	29	16	17	94.1%	52	76	0-0	3-3	6-6	6-7	1-1	55	4
CAREER TOTALS		68	69	37	42	88.1%	52	179	0-0	7-7	13-	15-	2-2	130	11
DOLPHINS TOTALS		68	69	37	42	88.1%	52	179	0-0	7-7	13-	15-	2-2	130	11

2009 MIAMI DOLPHINS GAME-BY-GAME INDIVIDUAL STATISTICS

KICKOFF RETURNS

DATE	OPPONENT	GINN					COBBS				
		NO	YDS	AVG	LG	TD	NO	YDS	AVG	LG	TD
9/13	at Atlanta Falcons	3	55	18.3	21	0	2	37	18.5	21	0
9/21	INDIANAPOLIS	0	0	0.0	0	0	4	91	22.8	25	0
9/27	at San Diego	0	0	0.0	0	0	5	107	21.4	23	0
10/4	BUFFALO	0	0	0.0	0	0	2	72	36.0	39	0
10/12	NEW YORK JETS	1	32	32.0	32	0	3	54	18.0	23	0
10/25	NEW ORLEANS	4	103	25.8	34	0					
11/1	at New York Jets	6	299	49.8	101t	2					
11/8	at New England	4	97	24.3	37	0					
11/15	TAMPA BAY	5	90	18.0	28	0					
11/19	at Carolina	2	85	42.5	48	0					
11/29	at Buffalo	4	75	18.8	21	0					
12/6	NEW ENGLAND										
12/13	at Jacksonville										
12/20	at Tennessee										
12/27	HOUSTON										
1/3	PITTSBURGH										
2009 TOTALS		29	836	28.8	101t	2	16	361	22.6	39	0
CAREER TOTALS		124	2926	23.6	101t	2	27	557	20.6	60	0
DOLPHINS TOTALS		124	2926	23.6	101t	2	27	557	20.6	60	0

2009 MIAMI DOLPHINS GAME-BY-GAME INDIVIDUAL STATISTICS

KICKOFF RETURNS

DATE	OPPONENT	GINN					COBBS				
		NO	YDS	AVG	LG	TD	NO	YDS	AVG	LG	TD
9/13	at Atlanta Falcons	3	55	18.3	21	0	2	37	18.5	21	0
9/21	INDIANAPOLIS	0	0	0.0	0	0	4	91	22.8	25	0
9/27	at San Diego	0	0	0.0	0	0	5	107	21.4	23	0
10/4	BUFFALO	0	0	0.0	0	0	2	72	36.0	39	0
10/12	NEW YORK JETS	1	32	32.0	32	0	3	54	18.0	23	0
10/25	NEW ORLEANS	4	103	25.8	34	0					
11/1	at New York Jets	6	299	49.8	101t	2					
11/8	at New England	4	97	24.3	37	0					
11/15	TAMPA BAY	5	90	18.0	28	0					
11/19	at Carolina	2	85	42.5	48	0					
11/29	at Buffalo	4	75	18.8	21	0					
12/6	NEW ENGLAND										
12/13	at Jacksonville										
12/20	at Tennessee										
12/27	HOUSTON										
1/3	PITTSBURGH										
2009 TOTALS		29	836	28.8	101t	2	16	361	22.6	39	0
CAREER TOTALS		124	2926	23.6	101t	2	27	557	20.6	60	0
DOLPHINS TOTALS		124	2926	23.6	101t	2	27	557	20.6	60	0

OTHERS:

JOE BERGER

10/12	NEW YORK JETS	1	13	13.0	13	0
-------	---------------	---	----	------	----	---

BRIAN HARTLINE

11/19	at Carolina	2	20	10.0	18	0
11/29	at Buffalo	1	16	16.0	16	0

JOEY HAYNOS

11/19	at Buffalo	0	0	0.0	0	0
-------	------------	---	---	-----	---	---

REGGIE TORBOR

10/25	NEW ORLEANS	1	9	9.0	9	0
-------	-------------	---	---	-----	---	---

THE LAST TIME ...
(regular season)

KICKOFF RETURNED FOR A TOUCHDOWN

By Dolphins – Ted Ginn at New York Jets (101 yards), 11/1/09

By Opponents – Willie Andrews of New England (77 yards), 10/21/07

PUNT RETURNED FOR A TOUCHDOWN

By Dolphins – Ted Ginn, Jr. at Philadelphia (87 yards), 11/18/07

By Opponents – Johnnie Lee Higgins of Oakland (93 yards), 11/16/08

INTERCEPTED PASS RETURNED FOR A TOUCHDOWN

By Dolphins – Vontae Davis vs Buffalo Bills (23 yards), 10/4/09

By Opponents – Tracy Porter of New Orleans (54 yards) 10/25/09

FUMBLE RETURNED FOR A TOUCHDOWN

By Dolphins – Jason Taylor vs. New York Jets (48 yards), 11/1/09

By Opponents – Chinedum Ndukwe of Cincinnati (54 yards), 12/30/07

OPPONENTS FUMBLE RETURNED FOR A TOUCHDOWN

By Dolphins – Jason Taylor vs. New York Jets (48 yards), 11/1/09

By Opponents – Chinedum Ndukwe of Cincinnati (54 yards), 12/30/07

BLOCKED FIELD GOAL RETURNED FOR A TOUCHDOWN

By Dolphins – Curtis Johnson vs. Green Bay (47 yards), 12/19/71

By Opponents – George Radachowsky of N.Y. Jets (78 yards), 9/24/89

BLOCKED PUNT RETURNED FOR A TOUCHDOWN

By Dolphins – Mark Higgs vs. New England (19 yards), 10/18/90

By Opponents – Chris Burkett of NY Jets (11 yards), 9/29/91

SAFETY SCORED

By Dolphins – Charlie Anderson vs. Buffalo tackled Duke Preston in end zone, 10/26/08

By Opponents – Jay Richardson of Oakland sacked Chad Pennington in endzone, 11/16/08

SHUTOUT

By Dolphins – at Miami 21, New England 0, 12/10/06

By Opponents – at Pittsburgh 3, Miami 0, 11/26/07

200 YARDS RUSHING

By Dolphins – Ricky Williams vs. Chicago (216 yards), 12/9/02

By Opponents – Rueben Mayes of New Orleans (203 yards), 12/7/86

100 YARDS RUSHING

By Dolphins – Ricky Williams at Buffalo (115 yards), 11/29/09

By Opponents – DeAngelo Williams of Carolina (122 yards), 11/19/09

100 YARDS RUSHING IN A HALF

By Dolphins – Ronnie Brown vs. Carolina (103 yards in second half), 9/25/05

By Opponents – Laurence Maroney of New England (111 yards in first half) 12/23/07

TWO 100-YARD RUSHERS

By Dolphins – Mercury Morris (125 yards) and Don Nottingham (102 yards) at Green Bay, 10/5/75

By Opponents – Fred Jackson (115 yards) and Marshawn Lynch (107 yards) of Buffalo, 12/9/07

100 YARDS RUSHING AND RECEIVING

By Dolphins – None

By Opponents – Thurman Thomas of Buffalo (165 yards rushing and 103 receiving yards), 9/1/91

400 YARDS PASSING

By Dolphins – Joey Harrington vs. Green Bay (414 yards) 10/22/06

By Opponents – Matt Cassel of New England (415 yards), 11/23/08

300 YARDS PASSING

By Dolphins – Chad Pennington vs. Buffalo (314 yards), 10/26/08

By Opponents – Tom Brady of New England (332 yards), 11/8/09

200 YARDS RECEIVING

By Dolphins – Chris Chambers vs. Buffalo (238 yards), 12/4/05

By Opponents – Isaac Bruce of St. Louis (210 yards), 12/24/95

100 YARDS RECEIVING

By Dolphins – Ted Ginn vs Indianapolis (108 yards), 09/21/09

By Opponents – Kellen Winslow of Tampa Bay (102 yards), 11/15/09

100 YARDS RECEIVING IN A HALF

By Dolphins – Ted Ginn Jr. (108 yards in second half), 10/26/08

By Opponents – Dwight Clark (113 in first half) of Indianapolis, 09/21/09

TWO 100-YARD RECEIVERS

By Dolphins – Oronde Gadsden (116 yards) and Chris Chambers (101 yards) at Buffalo, 11/25/01

By Opponents – Randy Moss (125) and Wes Welker (120) of New England, 11/23/08

SIX TOUCHDOWN PASSES

By Dolphins – Dan Marino at New York Jets, 9/21/86

By Opponents – Tom Brady of New England, 10/21/07

FIVE TOUCHDOWN PASSES

By Dolphins – Dan Marino vs. New England, 9/4/94

By Opponents – Tom Brady (6) of New England, 10/21/07

FOUR TOUCHDOWN PASSES

By Dolphins – Dan Marino vs. Denver, 12/21/98

By Opponents – Trent Edwards of Buffalo, 12/9/07

THREE TOUCHDOWN PASSES

By Dolphins – Chad Pennington at Kansas City, 12/21/08

By Opponents – Matt Cassel of New England, 11/23/08

FOUR TOUCHDOWN RECEPTIONS

By Dolphins – Mark Ingram at NY Jets, 11/27/94

By Opponents – Irving Fryar of Philadelphia, 10/20/96

THREE TOUCHDOWN RECEPTIONS

By Dolphins – Chris Chambers at Dallas, 11/27/03

By Opponents – Randy Moss of New England, 11/23/08

TWO TOUCHDOWN RECEPTIONS

By Dolphins – Anthony Fasano at Kansas City, 12/21/08

By Opponents – Randy Moss (3) of New England, 11/23/08

FOUR TOUCHDOWNS RUSHING

By Dolphins – Ronnie Brown at New England, 09/21/08

By Opponents – Earl Campbell of Houston, 11/20/78

THREE TOUCHDOWNS RUSHING

By Dolphins – Ricky Williams (3) vs. New Orleans, 10/25/09

By Opponents – Daunte Culpepper of Oakland, 9/30/07

TWO TOUCHDOWNS RUSHING

By Dolphins – Ricky Williams (2) vs. Carolina, 11/19/09

By Opponents – Fred Jackson of Buffalo, 11/29/09

FIVE FIELD GOALS

By Dolphins – Olindo Mare at Indianapolis, 12/31/06

By Opponents – Kris Brown of Houston, 10/07/07

FOUR FIELD GOALS

By Dolphins – Dan Carpenter (49, 30, 45, 25) vs. Tampa Bay 11/15/08

By Opponents – Stephen Gostkowski of New England (30, 38, 34, 40), 11/8/09

THREE FIELD GOALS

By Dolphins – Dan Carpenter (45, 44, 45) vs. Indianapolis 9/21/09

By Opponents – John Kasay of Carolina (29, 33, 48), 11/19/09

FOUR INTERCEPTIONS

By Dolphins – Dick Anderson vs. Pittsburgh, 12/3/73

By Opponents - None

THREE INTERCEPTIONS

By Dolphins – Sam Madison vs. Tennessee, 11/7/99

By Opponents – Nate Clements of Buffalo, 10/20/02

TWO INTERCEPTIONS

By Dolphins – Will Allen vs Buffalo, 10/4/09

By Opponents – Anthony Henry of Dallas, 9/16/07

THREE SACKS

By Dolphins –Joey Porter (4) at New England, 9/21/08

By Opponents –Ryan Denney of Buffalo, 9/17/06

TWO SACKS

By Dolphins – Joey Porter vs. Buffalo (2.5), 11/29/09

By Opponents – Anthony Hargrove of New Orleans, 10/25/09

BLOCKED FIELD GOAL

By Dolphins – Jason Taylor vs. Baltimore (Matt Stover, 50 yards), 12/16/07

By Opponents – Langston Walker of Buffalo (Dan Carpenter, 46 yards), 10/26/08

BLOCKED PUNT

By Dolphins – Charlie Anderson at New York Jets (R. Hodges), 12/28/08

By Opponents – Coy Wire of Buffalo (Donnie Jones), 9/17/06

MISSED POINT AFTER TOUCHDOWN ATTEMPT

By Dolphins – Dan Carpenter vs. Tampa Bay, 11/15/09

By Opponents – John Carney of New Orleans, 10/25/09

TWO POINT CONVERSION

By Dolphins – Derek Hagan from John Beck, three yards, vs. Cincinnati, 12/30/07

By Opponents – Randy Moss from Tom Brady of New England Patriots, 11/08/09

SUCCESSFUL ONSIDE KICK

By Dolphins – Chris Chambers recovered Olindo Mare kick vs. Jacksonville, 12/3/06

By Opponents – Ray McElroy of Indianapolis recovered Chris Gardocki kick at Miami, 8/31/07

WEEK 12, 2009

National Football League Game Summary

NFL Copyright © 2009 by The National Football League. All rights reserved. This summary and play-by-play is for the express purpose of assisting media in their coverage of the game; any other use of this material is prohibited without the written permission of the National Football League. Updated: 11/29/2009

Date: Sunday, 11/29/2009

Miami Dolphins At Buffalo Bills
at Ralph Wilson Stadium, Orchard Park NY

Start Time: 1:02 PM EST

Game Day Weather

Game Weather: Sunny
Played Outdoor on Turf: AstroPlay

Temp: 49° F (9.4° C), Humidity: 64%, Wind: SSW 15 mph
Outdoor Weather: Forecast: partly cloudy, high temp 49. Winds steady at 10-20 mph., Wind Chill: 43

Officials

Referee: Triplette, Jeff (42) Umpire: Ellison, Roy (81) Head Linesman: Stelljes, Steve (22)
Line Judge: Spanier, Michael (90) Side Judge: Wyant, David (16) Field Judge: Cheek, Boris (41)
Back Judge: Freeman, Steve (133) Replay Official: Boylston, Bob

Lineups

Miami Dolphins

Buffalo Bills

Offense		Defense	
WR 19	T.Ginn	LE 70	K.Langford
TE 81	J.Haynos	NT 96	P.Soliai
LT 77	J.Long	RE 94	R.Starks
LG 75	N.Garner	SLB 99	J.Taylor
C 67	J.Berger	ILB 52	C.Crowder
RG 66	D.Thomas	ILB 51	A.Ayodele
RT 72	V.Carey	WLB 55	J.Porter
TE 80	A.Fasano	LCB 21	V.Davis
WR 83	G.Camarillo	RCB 24	S.Smith
QB 7	C.Henne	FS 28	Gi.Wilson
RB 34	R.Williams	SS 37	Y.Bell

Offense		Defense	
WR 83	L.Evans	LDE 90	C.Kelsay
LT 79	J.Scott	LDT 99	M.Stroud
LG 67	A.Levitre	RDT 95	K.Williams
C 63	G.Hangartner	RDE 94	A.Schobel
RG 71	K.Simmons	WLB 43	B.Scott
RT 73	K.Chambers	SLB 51	P.Posluszny
TE 89	S.Nelson	CB 31	J.Byrd
WR 81	T.Owens	LCB 27	R.Corner
QB 14	R.Fitzpatrick	RCB 29	D.Florence
FB 38	C.McIntyre	SS 37	Ge.Wilson
RB 22	F.Jackson	FS 20	D.Whitner

Substitutions

P 2 B.Fields, K 5 D.Carpenter, QB 6 P.White, WR 15 D.Bess, RB 26 L.Hilliard, S 29 T.Culver, S 30 C.Clemons, S 32 J.Allen, CB 33 N.Jones, FB 36 L.Polite, LB 53 R.Torbor, LB 56 C.Anderson, G 60 A.Hartline, T 63 A.Gardner, G 65 J.Smiley, DT 78 T.McDaniel, WR 82 B.Hartline, TE 85 K.Sperry, DE 90 R.Baker, LB 91 C.Wake, LS 92 J.Denney, LB 93 Q.Moses, DE 97 P.Merling

Substitutions

P 8 B.Moorman, K 9 R.Lindell, WR 11 R.Parrish, WR 17 J.Jenkins, S 21 J.Wendling, RB 23 M.Lynch, DB 25 E.Lankster, DB 35 T.Johnson, DB 47 C.Harris, LB 52 C.Draft, LB 54 N.Harris, LB 57 J.Corto, DE 58 A.Maybin, LB 59 A.Palmer, LS 65 G.Sanborn, OL 69 J.Meredith, DE 75 C.Mace, WR 82 J.Reed, TE 88 J.Stupar, DT 91 Sp.Johnson, DE 92 R.Denney

Did Not Play

Did Not Play

QB 5 T.Edwards, OL 61 C.Gaddis

Not Active

Not Active

3QB 16 T.Thigpen, RB 22 K.Sheets, LB 50 E.Walden, C 64 J.Grove, DE 71 L.Dotson, T 76 L.Murtha, DE 79 I.Alama-Francis, WR 84 P.Turner

QB 4 B.Brohm, WR 13 St.Johnson, CB 24 T.McGee, CB 26 A.Youboty, OT 77 D.Bell, WR 84 J.Hardy, DE 93 C.Ellis, DT 97 J.McCargo

Field Goals (made () & missed)

		R.Lindell		44WR (56)			
		1	2	3	4	OT	Total
VISITOR:	Miami Dolphins	0	7	7	0	0	14
HOME:	Buffalo Bills	0	7	0	24	0	31

Scoring Plays

Team	Qtr	Time	Play Description (Extra Point) (Drive Info)	Visitor	Home
Dolphins	2	12:54	B.Hartline 4 yd. pass from C.Henne (D.Carpenter kick) (9-66, 4:42)	7	0
Bills	2	5:23	R.Fitzpatrick 31 yd. run (R.Lindell kick) (5-85, 2:03)	7	7
Dolphins	3	5:53	R.Williams 1 yd. run (D.Carpenter kick) (16-83, 9:07)	14	7
Bills	4	13:49	F.Jackson 3 yd. run (R.Lindell kick) (13-75, 7:04)	14	14
Bills	4	3:35	R.Lindell 56 yd. Field Goal (4-1, 2:24)	14	17
Bills	4	2:23	T.Owens 51 yd. pass from R.Fitzpatrick (R.Lindell kick) (1-51, 0:08)	14	24
Bills	4	1:20	F.Jackson 7 yd. run (R.Lindell kick) (3-26, 0:17)	14	31

Paid Attendance: 70,155

Time: 2:56

Miami Dolphins vs Buffalo Bills
11/29/2009 at Ralph Wilson Stadium

Final Team Statistics

	Visitor Dolphins	Home Bills
TOTAL FIRST DOWNS	23	20
By Rushing	9	8
By Passing	13	11
By Penalty	1	1
THIRD DOWN EFFICIENCY	5-13-38%	3-10-30%
FOURTH DOWN EFFICIENCY	1-1-100%	1-1-100%
TOTAL NET YARDS	325	336
Total Offensive Plays (inc. times thrown passing)	70	57
Average gain per offensive play	4.6	5.9
NET YARDS RUSHING	157	129
Total Rushing Plays	37	25
Average gain per rushing play	4.2	5.2
Tackles for a loss-number and yards	1-4	1-1
NET YARDS PASSING	168	207
Times thrown - yards lost attempting to pass	1-7	6-39
Gross yards passing	175	246
PASS ATTEMPTS-COMPLETIONS-HAD INTERCEPTED	32-17-4	26-17-1
Avg gain per pass play (inc.# thrown passing)	5.1	6.5
KICKOFFS Number-In End Zone-Touchbacks	3-1-0	6-1-0
PUNTS Number and Average	5-42.6	3-51.0
Had Blocked	0	0
FGs - PATs Had Blocked	0-0	0-0
Net Punting Average	40.4	47.0
TOTAL RETURN YARDAGE (Not Including Kickoffs)	15	46
No. and Yards Punt Returns	1-12	2-11
No. and Yards Kickoff Returns	5-91	3-61
No. and Yards Interception Returns	1-3	4-35
PENALTIES Number and Yards	6-50	3-20
FUMBLES Number and Lost	0-0	1-0
TOUCHDOWNS	2	4
Rushing	1	3
Passing	1	1
EXTRA POINTS Made-Attempts	2-2	4-4
Kicking Made-Attempts	2-2	4-4
FIELD GOALS Made-Attempts	0-0	1-2
RED ZONE EFFICIENCY	2-3-67%	2-2-100%
GOAL TO GO EFFICIENCY	2-3-67%	2-2-100%
SAFETIES	0	0
FINAL SCORE	14	31
TIME OF POSSESSION	31:46	28:14

Miami Dolphins vs Buffalo Bills
11/29/2009 at Ralph Wilson Stadium

Ball Possession And Drive Chart

Miami Dolphins

#	Time Recd	Time Lost	Time Poss	How Ball Obtained	Drive Began	# Play	Yds Gain	Yds Pen	Net Yds	1st Down	Last Scrm	How Given Up
1	13:28	9:16	4:12	Punt	MIA 45	8	47	5	52	4	* BUF 3	Interception
2	2:36	12:54	4:42	Missed FG	MIA 34	9	71	-5	66	5	* BUF 4	Touchdown
3	11:10	7:26	3:44	Punt	MIA 24	6	29	0	29	2	BUF 47	Punt
4	5:23	1:38	3:45	Kickoff	MIA 23	8	18	0	18	2	MIA 41	Punt
5	0:39	0:05	0:34	Interception	BUF 49	3	9	-10	-1	0	50	Punt
6	15:00	5:53	9:07	Kickoff	MIA 17	16	83	0	83	6	* BUF 1	Touchdown
7	13:49	11:43	2:06	Kickoff	MIA 17	5	17	0	17	1	MIA 34	Punt
8	7:02	5:59	1:03	Punt	MIA 2	3	1	0	1	0	MIA 3	Punt
9	3:35	2:31	1:04	Kickoff	MIA 21	3	20	-5	15	1	MIA 36	Interception
10	2:23	1:37	0:46	Kickoff	MIA 19	6	24	0	24	2	MIA 43	Interception
11	1:20	0:37	0:43	Kickoff	MIA 33	3	6	-5	1	0	MIA 34	Interception

(286) Average MIA 26

Buffalo Bills

#	Time Recd	Time Lost	Time Poss	How Ball Obtained	Drive Began	# Play	Yds Gain	Yds Pen	Net Yds	1st Down	Last Scrm	How Given Up
1	15:00	13:28	1:32	Kickoff	BUF 13	3	3	0	3	0	BUF 16	Punt
2	9:16	2:36	6:40	Interception	BUF 20	11	64	-10	54	3	MIA 26	Missed FG
3	12:54	11:10	1:44	Kickoff	BUF 30	3	-8	0	-8	0	BUF 22	Punt
4	7:26	5:23	2:03	Punt	BUF 15	5	70	15	85	4	MIA 31	Touchdown
5	1:38	0:39	0:59	Punt	BUF 24	6	14	0	14	1	BUF 38	Interception
6	0:05	0:00	0:05	Punt	BUF 4	1	-1	0	-1	0	BUF 4	End of Half
7	5:53	13:49	7:04	Kickoff	BUF 25	13	75	0	75	6	* MIA 3	Touchdown
8	11:43	7:02	4:41	Punt	BUF 13	8	37	0	37	3	50	Punt
9	5:59	3:35	2:24	Punt	MIA 39	4	6	-5	1	0	MIA 38	Field Goal
10	2:31	2:23	0:08	Interception	BUF 49	1	51	0	51	1	BUF 49	Touchdown
11	1:37	1:20	0:17	Interception	MIA 26	3	26	0	26	2	* MIA 7	Touchdown
12	0:37	0:00	0:37	Interception	MIA 33	1	-1	0	-1	0	MIA 33	End of Game

(395) Average BUF 33

* inside opponent's 20

Time of Possession by Quarter

Visitor	1st	2nd	3rd	4th	OT	Total
Miami Dolphins	6:48	10:09	9:07	5:42		31:46
Home Buffalo Bills	8:12	4:51	5:53	9:18		28:14

Kickoff Drive No.-Start Average

Dolphins: 6 - MIA 22 Bills: 3 - BUF 23

Miami Dolphins vs Buffalo Bills
11/29/2009 at Ralph Wilson Stadium
Final Defensive Statistics

Miami Dolphins	Regular Defensive Plays												Special Teams					Misc				
	TKL	AST	COMB	SK	/	YDS	TFL	QH	IN	PD	FF	FR	TKL	AST	FF	FR	BL	TKL	AST	FF	FR	
Y.Bell	8	5	13	0.0	0.0	0.0	0	0	1	1	0	0	0	0	0	0	0	0	0	0	0	0
C.Crowder	4	2	6	0.0	0.0	0.0	0	1	0	0	0	0	0	0	0	0	0	0	0	0	0	0
Gi.Wilson	3	3	6	0.0	0.0	0.0	0	0	0	0	0	0	0	0	0	0	0	0	0	0	0	0
J.Porter	3	2	5	2.5	9.0	2	3	0	0	0	0	0	0	0	0	0	0	0	0	0	0	0
R.Starks	2	3	5	0.5	4.5	0	1	0	0	0	0	0	0	0	0	0	0	0	0	0	0	0
A.Ayodele	4	0	4	0.0	0.0	0	0	0	0	0	0	0	0	0	0	0	0	0	0	0	0	0
V.Davis	4	0	4	0.0	0.0	0	0	0	0	0	0	0	0	0	0	0	0	0	0	0	0	0
J.Taylor	1	2	3	0.5	4.5	1	2	0	0	0	0	0	0	0	0	0	0	0	0	0	0	0
T.McDaniel	1	1	2	1.5	16.5	1	2	0	0	0	0	0	0	0	0	0	0	0	0	0	0	0
R.Baker	1	1	2	0.5	4.5	0	1	0	0	0	0	0	0	0	0	0	0	0	0	0	0	0
Q.Moses	1	1	2	0.0	0.0	0	0	0	0	0	0	0	0	0	0	0	0	0	0	0	0	0
P.Merling	0	2	2	0.0	0.0	0	0	0	2	0	0	0	0	0	0	0	0	0	0	0	0	0
N.Jones	1	0	1	0.0	0.0	0	0	0	1	0	0	0	1	0	0	0	0	0	0	0	0	0
C.Anderson	1	0	1	0.0	0.0	0	0	0	0	0	0	0	0	0	0	0	0	0	0	0	0	0
T.Culver	1	0	1	0.0	0.0	0	0	0	0	0	0	0	0	0	0	0	0	0	0	0	0	0
P.Soliai	1	0	1	0.0	0.0	0	0	0	0	0	0	0	0	0	0	0	0	0	0	0	0	0
K.Langford	0	1	1	0.5	0.0	0	2	0	0	0	0	0	0	0	0	0	0	0	0	0	0	0
S.Smith	0	1	1	0.0	0.0	0	0	0	1	0	0	0	0	0	0	0	0	0	0	0	0	0
C.Wake	0	0	0	0.0	0.0	0	1	0	0	0	0	0	1	0	0	0	0	0	0	0	0	0
L.Hilliard	0	0	0	0.0	0.0	0	0	0	0	0	0	0	1	1	0	0	0	0	0	0	0	0
B.Hartline	0	0	0	0.0	0.0	0	0	0	0	0	0	0	1	0	0	0	0	1	0	0	0	0
J.Allen	0	0	0	0.0	0.0	0	0	0	0	0	0	0	0	1	0	0	0	0	0	0	0	0
C.Henne	0	0	0	0.0	0.0	0	0	0	0	0	0	0	0	0	0	0	0	1	0	0	0	0
J.Berger	0	0	0	0.0	0.0	0	0	0	0	0	0	0	0	0	0	0	0	1	0	0	0	0
Total	36	24	60	6.0	39.0	4	13	1	5	0	0	5	3	1	0	0	3	0	0	0	0	

TKL /TK=Tackle AST /AS=Assist COMB=Combined TFL=Tackles for a Loss QH=Quarterback Hit
IN=Interception PD=Pass Defense FF =Forced Fumble FR=Fumble Recovery BL=Blocked

Buffalo Bills	Regular Defensive Plays												Special Teams					Misc				
	TKL	AST	COMB	SK	/	YDS	TFL	QH	IN	PD	FF	FR	TKL	AST	FF	FR	BL	TKL	AST	FF	FR	
D.Whitner	7	3	10	0.0	0.0	0.0	0	0	1	2	0	0	0	0	0	0	0	0	0	0	0	0
P.Posluszny	6	4	10	0.0	0.0	0.0	0	1	0	1	0	0	0	0	0	0	0	0	0	0	0	0
B.Scott	7	2	9	0.0	0.0	0.0	0	0	0	0	0	0	1	0	0	0	0	0	0	0	0	0
K.Williams	5	3	8	0.0	0.0	0.0	0	0	0	0	0	0	0	0	0	0	0	0	0	0	0	0
C.Draft	5	2	7	0.0	0.0	0.0	0	0	1	1	0	0	0	0	0	0	0	0	0	0	0	0
Ge.Wilson	4	2	6	0.0	0.0	0.0	0	0	0	0	0	0	0	0	0	0	0	0	0	0	0	0
Sp.Johnson	4	1	5	1.0	7.0	1	1	0	0	0	0	0	0	0	0	0	0	0	0	0	0	0
D.Florence	4	1	5	0.0	0.0	0.0	0	0	1	4	0	0	0	0	0	0	0	0	0	0	0	0
R.Corner	3	2	5	0.0	0.0	0.0	0	0	0	0	0	0	0	0	0	0	0	0	0	0	0	0
A.Schobel	2	1	3	0.0	0.0	0.0	1	1	0	0	0	0	0	0	0	0	0	0	0	0	0	0
M.Stroud	1	2	3	0.0	0.0	0.0	0	0	0	1	0	0	0	0	0	0	0	0	0	0	0	0
C.Kelsay	2	0	2	0.0	0.0	0.0	0	1	0	0	0	0	0	0	0	0	0	0	0	0	0	0
A.Maybin	1	1	2	0.0	0.0	0.0	1	0	0	0	0	0	0	0	0	0	0	0	0	0	0	0
J.Byrd	1	0	1	0.0	0.0	0.0	0	0	0	0	0	0	0	0	0	0	0	0	0	0	0	0
C.Mace	0	1	1	0.0	0.0	0.0	0	0	1	1	0	0	0	0	0	0	0	0	0	0	0	0
R.Denney	0	1	1	0.0	0.0	0.0	0	0	0	0	0	0	0	0	0	0	0	0	0	0	0	0
J.Corto	0	0	0	0.0	0.0	0.0	0	0	0	0	0	0	2	0	0	0	0	0	0	0	0	0
J.Stupar	0	0	0	0.0	0.0	0.0	0	0	0	0	0	0	1	0	0	0	0	0	0	0	0	0
C.Harris	0	0	0	0.0	0.0	0.0	0	0	0	0	0	0	1	0	0	0	0	0	0	0	0	0
E.Lankster	0	0	0	0.0	0.0	0.0	0	0	0	0	0	0	1	0	0	0	0	0	0	0	0	0
C.McIntyre	0	0	0	0.0	0.0	0.0	0	0	0	0	0	0	1	0	0	0	0	0	0	0	0	0
A.Palmer	0	0	0	0.0	0.0	0.0	0	0	0	0	0	0	0	1	0	0	0	0	0	0	0	0
J.Wendling	0	0	0	0.0	0.0	0.0	0	0	0	0	0	0	0	1	0	0	0	0	0	0	0	0
R.Parrish	0	0	0	0.0	0.0	0.0	0	0	0	0	0	0	0	0	0	1	0	0	0	0	0	0

Final Defensive Statistics

	TKL	AST	COMB	SK /	YDS	TFL	QH	IN	PD	FF	FR	TKL	AST	FF	FR	BL	TKL	AST	FF	FR
S.Nelson	0	0	0	0.0	0.0	0	0	0	0	0	0	0	0	0	0	0	1	0	0	0
Total	52	26	78	1.0	7.0	3	4	4	10	0	0	6	3	0	1	0	1	0	0	0

Miami Dolphins vs Buffalo Bills
11/29/2009 at Ralph Wilson Stadium

First Half Summary

	PERIOD SCORES				TIME OF POSSESSION			
Dolphins (Visitor)	0	7	=	7	Dolphins	16:57		
Bills (Home)	0	7	=	7	Bills	13:03		

Scoring Plays

Team	Qtr	Time	Scoring Play	Score	
				Visitor	Home
Dolphins	2	12:54	B.Hartline 4 yd. pass from C.Henne (D.Carpenter kick) (9-66, 4:42)	7	0
Bills	2	5:23	R.Fitzpatrick 31 yd. run (R.Lindell kick) (5-85, 2:03)	7	7

	Dolphins	Bills
TOTAL FIRST DOWNS	13	8
First Downs Rushing-Passing-by Penalty	6 - 6 - 1	2 - 5 - 1
THIRD DOWN EFFICIENCY	3-6-50%	2-6-33%
TOTAL NET YARDS	174	142
Total Offensive Plays	34	28
NET YARDS RUSHING	105	55
NET YARDS PASSING	69	87
Gross Yards Passing	76	108
Times thrown-yards lost attempting to pass	1-7	2-21
Pass Attempts-Completions-Had Intercepted	14 - 9 - 1	15 - 8 - 1
Punts-Number and Average	3 - 37.7	2 - 52.5
Penalties-Number and Yards	3 - 30	2 - 15
Fumbles-Number and Lost	0 - 0	0 - 0
Red Zone Efficiency	1-2-50%	0-0-0%
Average Drive Start	MIA 35	BUF 18

Miami Dolphins							Buffalo Bills										
RUSHING	ATT	YDS	AVG	LG	TD		RUSHING	ATT	YDS	AVG	LG	TD					
R.Williams	15	79	5.3	11	0		R.Fitzpatrick	4	37	9.3	31	1					
L.Polite	2	21	10.5	13	0		F.Jackson	4	12	3.0	8	0					
L.Hilliard	1	9	9.0	9	0		M.Lynch	3	6	2.0	6	0					
T.Ginn	1	-4	-4.0	-4	0												
Total	19	105	5.5	13	0		Total	11	55	5.0	31	1					
PASSING	ATT	CMP	YDS	SK/YD	TD	LG	IN	RT	PASSING	ATT	CMP	YDS	SK/YD	TD	LG	IN	RT
C.Henne	13	9	76	1/7	1	16	0	109.8	R.Fitzpatrick	15	8	108	2/21	0	32	1	48.8
R.Williams	1	0	0	0/0	0	0	1	0.0									
Total	14	9	76	1/7	1	16	1	72.3	Total	15	8	108	2/21	0	32	1	48.7
PASS RECEIVING	TAR	REC	YDS	AVG	LG	TD		PASS RECEIVING	TAR	REC	YDS	AVG	LG	TD			
A.Fasano	2	2	31	15.5	16	0		L.Evans	4	2	40	20.0	32	0			
T.Ginn	3	2	18	9.0	11	0		F.Jackson	2	2	26	13.0	17	0			
L.Hilliard	2	2	15	7.5	11	0		J.Stupar	1	1	17	17.0	17	0			
D.Bess	2	1	15	15.0	15	0		J.Reed	3	1	10	10.0	10	0			
B.Hartline	2	1	4	4.0	4	1		C.McIntyre	1	1	9	9.0	9	0			
L.Polite	1	1	-7	-7.0	-7	0		T.Owens	1	1	6	6.0	6	0			
J.Haynos	1	0	0	0.0	0	0		S.Nelson	3	0	0	0.0	0	0			
R.Williams	1	0	0	0.0	0	0											
Total	14	9	76	8.4	16	1		Total	15	8	108	13.5	32	0			

Miami Dolphins	Regular Defensive Plays											Special Teams					Misc			
	TKL	AST	COMB	SK	YDS	TFL	QH	IN	PD	FF	FR	TKL	AST	FF	FR	BL	TKL	AST	FF	FR
Y.Bell	3	2	5	0.0	0.0	0	0	1	1	0	0	0	0	0	0	0	0	0	0	0
A.Ayodele	4	0	4	0.0	0.0	0	0	0	0	0	0	0	0	0	0	0	0	0	0	0
V.Davis	3	0	3	0.0	0.0	0	0	0	0	0	0	0	0	0	0	0	0	0	0	0
T.McDaniel	1	1	2	1.5	16.5	1	2	0	0	0	0	0	0	0	0	0	0	0	0	0

Buffalo Bills	Regular Defensive Plays											Special Teams					Misc			
---------------	-------------------------	--	--	--	--	--	--	--	--	--	--	---------------	--	--	--	--	------	--	--	--

1st Quarter

Play By Play

MIA wins the coin toss and elects to defer. BUF elects to Receive, and MIA elects to defend the kick goal.
 D.Carpenter kicks 76 yards from MIA 30 to BUF -6. F.Jackson to BUF 13 for 19 yards (B.Hartline, C.Wake).

Buffalo Bills at 15:00, (1st play from scrimmage 14:55)

- 1-10-BUF 13 (14:55) R.Fitzpatrick scrambles up the middle to BUF 15 for 2 yards (P.Soliai, J.Porter).
- 2-8-BUF 15 (14:20) F.Jackson up the middle to BUF 16 for 1 yard (A.Ayodele, R.Starks).
- 3-7-BUF 16 (13:41) (Shotgun) R.Fitzpatrick pass incomplete short middle to J.Reed (P.Merling, N.Jones) [C.Crowder]. Pass tipped at line by P.Merling. Receiver and coverage by N.Jones at BUF 26.
- 4-7-BUF 16 (13:33) B.Moorman punts 39 yards to MIA 45, Center-G.Sanborn, out of bounds.

Miami Dolphins at 13:28

- 1-10-MIA 45 (13:28) C.Henne pass incomplete short right to R.Williams (D.Whitner). Thrown wide of receiver at 50. Pass deflected at line.
- 2-10-MIA 45 (13:23) R.Williams up the middle to MIA 48 for 3 yards (D.Whitner).
- 3-7-MIA 48 (12:47) (Shotgun) C.Henne pass short right to D.Bess to BUF 37 for 15 yards (P.Posluszny, R.Corner). P1 Caught in flat at BUF 37.
- 1-10-BUF 37 (12:11) R.Williams left tackle to BUF 26 for 11 yards (K.Williams, D.Whitner). R2
- 1-10-BUF 26 (11:33) R.Williams up the middle to BUF 19 for 7 yards (P.Posluszny).
- 2-3-BUF 19 (10:55) *PENALTY on BUF-A.Schobel, Defensive Offside, 5 yards, enforced at BUF 19 - No Play.* X3
- 1-10-BUF 14 (10:39) Direct snap to R.Williams. (Shotgun) R.Williams right tackle to BUF 8 for 6 yards (C.Draft, B.Scott).
- 2-4-BUF 8 (10:03) Direct snap to R.Williams. (Shotgun) R.Williams left guard to BUF 3 for 5 yards (Ge.Wilson, D.Whitner). R4
- 1-3-BUF 3 (9:23) Direct snap to R.Williams. (Shotgun) R.Williams pass short right intended for J.Haynos INTERCEPTED by C.Draft [P.Posluszny] at BUF -3. Touchback.

Buffalo Bills at 9:16

- 1-10-BUF 20 (9:16) R.Fitzpatrick pass short right to T.Owens to BUF 26 for 6 yards (V.Davis, Q.Moses). Caught in flat at BUF 25.
- 2-4-BUF 26 (8:40) R.Fitzpatrick pass short middle to L.Evans to BUF 34 for 8 yards (V.Davis). Caught at BUF 33, crossing from right. P1
- 1-10-BUF 34 (8:00) R.Fitzpatrick pass incomplete short right to S.Nelson [K.Langford]. Thrown wide of receiver in flat at BUF 41.
- 2-10-BUF 34 (7:56) F.Jackson up the middle to BUF 42 for 8 yards (C.Anderson).
- 3-2-BUF 42 (7:15) (Shotgun) R.Fitzpatrick pass short right to L.Evans to BUF 48 for 6 yards (Gi.Wilson). Caught in flat at BUF 48.
Penalty on BUF-K.Simmons, Offensive Holding, offsetting, enforced at BUF 42 - No Play.
Penalty on MIA-C.Crowder, Roughing the Passer, offsetting.
 Timeout #1 by MIA at 07:01.
- 3-2-BUF 42 (7:01) R.Fitzpatrick pass short right to C.McIntyre to MIA 49 for 9 yards (Gi.Wilson, Y.Bell). Flat pass, caught in flat at BUF 43. P2
- 1-10-MIA 49 (6:16) R.Fitzpatrick sacked at BUF 39 for -12 yards (T.McDaniel).
- 2-22-BUF 39 (5:45) (Shotgun) R.Fitzpatrick pass deep left to L.Evans ran ob at MIA 29 for 32 yards. Caught along sideline at MIA 31. P3
- 1-10-MIA 29 (5:14) F.Jackson left guard to MIA 28 for 1 yard (A.Ayodele, P.Merling).
- 2-9-MIA 28 (4:34) T.Owens right tackle to MIA 19 for 9 yards (P.Soliai). End-around, handoff from R.Fitzpatrick. *PENALTY on BUF-C.McIntyre, Offensive Holding, 10 yards, enforced at MIA 28 - No Play.*
- 2-19-MIA 38 (4:03) (Shotgun) F.Jackson up the middle to MIA 36 for 2 yards (A.Ayodele, P.Merling).
- 3-17-MIA 36 (3:20) (Shotgun) R.Fitzpatrick pass short middle to J.Reed to MIA 26 for 10 yards (Y.Bell). Caught at MIA 28.
- 4-7-MIA 26 (2:40) R.Lindell 44 yard field goal is No Good, Wide Right, Center-G.Sanborn, Holder-B.Moorman.

Miami Dolphins at 2:36

- 1-10-MIA 34 (2:36) R.Williams right guard to MIA 42 for 8 yards (R.Corner, P.Posluszny).
- 2-2-MIA 42 (2:03) R.Williams up the middle to MIA 44 for 2 yards (K.Williams, R.Corner). R5
- 1-10-MIA 44 (1:21) C.Henne pass short middle to A.Fasano to BUF 41 for 15 yards (C.Draft). Caught at BUF 43. P6
- 1-10-BUF 41 (:47) R.Williams left end pushed ob at BUF 36 for 5 yards (C.Draft).
- 2-5-BUF 36 (:23) L.Polite up the middle to BUF 23 for 13 yards (D.Whitner). R7

End of quarter - 1:30 pm

END OF QUARTER	Score	Time	First Downs				Efficiencies		
==== Quarter Summary =====			Poss	R	P	X	T	3Down	4Down
Miami Dolphins	0	6:48	4	2	1	7	1/1	0/0	
Buffalo Bills	0	8:12	0	3	0	3	1/3	0/0	

2nd Quarter

Play By Play

Miami Dolphins continued.

1-10-BUF 23 (15:00) C.Henne pass short left to A.Fasano ran ob at BUF 7 for 16 yards. Caught along sideline at BUF 10. P8
 1-7-BUF 7 (14:34) R.Williams left guard to BUF 3 for 4 yards (J.Byrd, D.Whitner).
 2-3-BUF 3 (13:58) *PENALTY on MIA-J.Long, False Start, 5 yards, enforced at BUF 3 - No Play.*
 2-8-BUF 8 (13:38) R.Williams left guard to BUF 4 for 4 yards (D.Florence, P.Posluszny).
 3-4-BUF 4 (13:00) **C.Henne pass short right to B.Hartline for 4 yards, TOUCHDOWN. Caught in rear right corner of end zone.** P9
 D.Carpenter extra point is GOOD, Center-J.Denney, Holder-B.Fields.

MIA 7 BUF 0, 9 plays, 66 yards, 4:42 drive, 2:06 elapsed

D.Carpenter kicks 65 yards from MIA 30 to BUF 5. F.Jackson to BUF 30 for 25 yards (C.Anderson, L.Hilliard).

Buffalo Bills at 12:54, (1st play from scrimmage 12:47)

1-10-BUF 30 (12:47) M.Lynch up the middle to BUF 31 for 1 yard (A.Ayodele, J.Taylor).
 2-9-BUF 31 (12:07) R.Fitzpatrick sacked at BUF 22 for -9 yards (sack split by T.McDaniel and R.Starks).
 3-18-BUF 22 (11:28) (Shotgun) R.Fitzpatrick pass incomplete deep left to L.Evans. Overthrown, receiver along sideline at BUF 45.
 4-18-BUF 22 (11:22) B.Moorman punts 66 yards to MIA 12, Center-G.Sanborn. T.Ginn to MIA 24 for 12 yards (J.Stupar, B.Scott).

Miami Dolphins at 11:10

1-10-MIA 24 (11:10) C.Henne pass short left to T.Ginn to MIA 35 for 11 yards (C.Draft). Caught in flat at MIA 35. P10
 1-10-MIA 35 (10:34) R.Williams left tackle to MIA 41 for 6 yards (A.Schobel, K.Williams).
 2-4-MIA 41 (9:57) R.Williams up the middle to MIA 46 for 5 yards (C.Draft, B.Scott). R11
 1-10-MIA 46 (9:21) T.Ginn left end to MIA 42 for -4 yards (A.Maybin). End-around, handoff from C.Henne.
 2-14-MIA 42 (8:54) C.Henne pass short right to L.Hilliard to MIA 46 for 4 yards (B.Scott, C.Draft). Screen pass, caught at MIA 41.
 3-10-MIA 46 (8:11) (Shotgun) C.Henne pass short right to T.Ginn to BUF 47 for 7 yards (D.Florence). Caught in flat at BUF 47.
 4-3-BUF 47 (7:35) B.Fields punts 32 yards to BUF 15, Center-J.Denney, fair catch by R.Parrish.

Buffalo Bills at 7:26

1-10-BUF 15 (7:26) M.Lynch right tackle pushed ob at BUF 21 for 6 yards (Y.Bell).
 2-4-BUF 21 (6:53) R.Fitzpatrick pass short right to F.Jackson pushed ob at BUF 38 for 17 yards (V.Davis) [J.Taylor]. Screen pass, caught at BUF 18. P4
PENALTY on MIA-J.Taylor, Roughing the Passer, 15 yards, enforced at BUF 38. X5
 1-10-MIA 47 (6:31) R.Fitzpatrick pass short left to J.Stupar pushed ob at MIA 30 for 17 yards (Y.Bell). P6
 1-10-MIA 30 (6:02) M.Lynch right end pushed ob at MIA 31 for -1 yards (J.Taylor).
 2-11-MIA 31 (5:32) **R.Fitzpatrick scrambles right tackle for 31 yards, TOUCHDOWN.** R7
 R.Lindell extra point is GOOD, Center-G.Sanborn, Holder-B.Moorman.

MIA 7 BUF 7, 5 plays, 85 yards, 1 penalty, 2:03 drive, 9:37 elapsed

R.Lindell kicks 67 yards from BUF 30 to MIA 3. T.Ginn to MIA 23 for 20 yards (J.Corto).

Miami Dolphins at 5:23, (1st play from scrimmage 5:17)

1-10-MIA 23 (5:17) C.Henne pass incomplete short middle to B.Hartline (M.Stroud). Pass tipped at line.
 2-10-MIA 23 (5:12) R.Williams up the middle to MIA 23 for no gain (Ge.Wilson, Sp.Johnson).
 3-10-MIA 23 (4:32) C.Henne pass short middle to L.Hilliard to MIA 34 for 11 yards (D.Whitner). Dump pass, caught at MIA 26. P12
 1-10-MIA 34 (3:55) R.Williams right guard to MIA 43 for 9 yards (D.Whitner).
 2-1-MIA 43 (3:16) R.Williams up the middle to MIA 47 for 4 yards (K.Williams, P.Posluszny). R13
 1-10-MIA 47 (2:41) C.Henne pass short left to L.Polite to MIA 40 for -7 yards (A.Schobel). Screen pass, caught at MIA 40.

Two-Minute Warning

2-17-MIA 40 (2:00) C.Henne sacked at MIA 33 for -7 yards (Sp.Johnson).
 Timeout #1 by BUF at 01:51.
 3-24-MIA 33 (1:51) L.Polite up the middle to MIA 41 for 8 yards (Sp.Johnson, Ge.Wilson).
 Timeout #2 by BUF at 01:47.
 4-16-MIA 41 (1:47) B.Fields punts 35 yards to BUF 24, Center-J.Denney, out of bounds.

Buffalo Bills at 1:38

1-10-BUF 24 (1:38) (Shotgun) R.Fitzpatrick pass short left to F.Jackson to BUF 33 for 9 yards (T.Culver, Y.Bell) [C.Wake].
 2-1-BUF 33 (1:11) (No Huddle, Shotgun) R.Fitzpatrick pass incomplete deep middle to J.Reed. Underthrown, receiver at MIA 45.
 3-1-BUF 33 (1:09) R.Fitzpatrick up the middle to BUF 38 for 5 yards (N.Jones). R8
 1-10-BUF 38 (:51) (No Huddle, Shotgun) R.Fitzpatrick pass short left to S.Nelson to 50 for 12 yards (Y.Bell). Caught in flat at 50.
 The Replay Assistant challenged the pass completion ruling, and the play was REVERSED.
 (No Huddle, Shotgun) R.Fitzpatrick pass incomplete short left to S.Nelson. Pass bounced to receiver at 50.
 2-10-BUF 38 (:49) (Shotgun) R.Fitzpatrick pass incomplete short middle to L.Evans (S.Smith). Receiver and coverage at BUF 41, crossing to middle.
 3-10-BUF 38 (:46) (Shotgun) R.Fitzpatrick pass short middle intended for S.Nelson INTERCEPTED by Y.Bell at MIA 48. Y.Bell to BUF 49 for 3 yards (S.Nelson).

Miami Dolphins at 0:39

1-10-BUF 49 (:39) C.Henne pass incomplete short middle to T.Ginn. Overthrown, receiver at BUF 39.
 2-10-BUF 49 (:35) C.Henne pass incomplete short right to D.Bess. Thrown wide of receiver near sideline at BUF 42.
 3-10-BUF 49 (:31) L.Hilliard up the middle to BUF 40 for 9 yards (D.Florence).
 Timeout #2 by MIA at 00:22.
 4-1-BUF 40 (:21) L.Polite up the middle to BUF 37 for 3 yards (A.Schobel).
PENALTY on MIA-N.Garner, Offensive Holding, 10 yards, enforced at BUF 40 - No Play.
 4-11-50 (:18) B.Fields punts 46 yards to BUF 4, Center-J.Denney, downed by MIA-J.Allen.

Buffalo Bills at 0:05

1-10-BUF 4 (:05) R.Fitzpatrick kneels to BUF 3 for -1 yards.
 End of half - 2:23 pm

END OF QUARTER	Score	Time	First Downs				Efficiencies	
==== Quarter Summary =====		Poss	R	P	X	T	3Down	4Down
Miami Dolphins	7	10:09	2	4	0	6	2/5	0/0
Buffalo Bills	7	4:51	2	2	1	5	1/3	0/0

3rd Quarter

Play By Play

MIA elects to Receive, and BUF elects to defend the North goal.

R.Lindell kicks 59 yards from BUF 30 to MIA 11. B.Hartline pushed ob at MIA 38 for 27 yards (C.Harris). Return credited to MIA 27 (spot of foul).

PENALTY on MIA-J.Haynos, Offensive Holding, 10 yards, enforced at MIA 27.

Miami Dolphins at 15:00, (1st play from scrimmage 14:51)

- 1-10-MIA 17 (14:51) R.Williams right tackle to MIA 22 for 5 yards (P.Posluszny, Ge.Wilson).
- 2-5-MIA 22 (14:14) R.Williams left end pushed ob at MIA 32 for 10 yards (B.Scott). R14
- 1-10-MIA 32 (13:48) L.Hilliard up the middle to MIA 36 for 4 yards (P.Posluszny, M.Stroud).
- 2-6-MIA 36 (13:13) L.Hilliard right tackle to MIA 39 for 3 yards (D.Whitner).
- 3-3-MIA 39 (12:34) C.Henne pass short left to L.Polite pushed ob at MIA 49 for 10 yards (B.Scott). Flat pass, caught at MIA 41. P15
- 1-10-MIA 49 (12:05) R.Williams up the middle to BUF 49 for 2 yards (Ge.Wilson, P.Posluszny).
- 2-8-BUF 49 (11:31) C.Henne pass short middle to A.Fasano to BUF 37 for 12 yards (B.Scott). Caught at BUF 39. P16
- 1-10-BUF 37 (10:55) R.Williams up the middle to BUF 37 for no gain (Ge.Wilson, A.Schobel).
- 2-10-BUF 37 (10:17) Direct snap to R.Williams. (Shotgun) R.Williams up the middle to BUF 35 for 2 yards (P.Posluszny, R.Denney).
- 3-8-BUF 35 (9:41) C.Henne pass short right to B.Hartline pushed ob at BUF 28 for 7 yards (D.Whitner). Caught near sideline at BUF 29.
- Timeout #1 by MIA at 09:07.
- 4-1-BUF 28 (9:07) L.Polite up the middle to BUF 27 for 1 yard (K.Williams, D.Florence). R17
- 1-10-BUF 27 (8:24) P.White in at QB. R.Williams up the middle to BUF 21 for 6 yards (K.Williams).
- 2-4-BUF 21 (7:53) (Shotgun) R.Williams right guard to BUF 21 for no gain (B.Scott, M.Stroud).
- 3-4-BUF 21 (7:14) C.Henne returns at QB. C.Henne pass short right to B.Hartline to BUF 1 for 20 yards (R.Corner). P18
Flat pass, caught at BUF 10.
- 1-1-BUF 1 (6:32) R.Williams right guard to BUF 1 for no gain (M.Stroud, C.Draft).
- 2-1-BUF 1 **(5:56) Direct snap to R.Williams. (Shotgun) R.Williams left guard for 1 yard, TOUCHDOWN. R19**
D.Carpenter extra point is GOOD, Center-J.Denney, Holder-B.Fields.

MIA 14 BUF 7, 16 plays, 83 yards, 9:07 drive, 9:07 elapsed

D.Carpenter kicks 62 yards from MIA 30 to BUF 8. F.Jackson to BUF 25 for 17 yards (T.Culver, J.Allen).

Buffalo Bills at 5:53, (1st play from scrimmage 5:47)

- 1-10-BUF 25 (5:47) F.Jackson right guard to BUF 34 for 9 yards (J.Porter, C.Crowder).
- 2-1-BUF 34 (5:11) R.Fitzpatrick pass short left to T.Owens ran ob at BUF 44 for 10 yards. Caught along sideline at BUF 44. P9
- 1-10-BUF 44 (4:43) R.Fitzpatrick sacked at BUF 44 for 0 yards (sack split by K.Langford and J.Porter).
- 2-10-BUF 44 (4:02) F.Jackson left guard to BUF 49 for 5 yards (Y.Bell, Gi.Wilson).
- 3-5-BUF 49 (3:21) (Shotgun) R.Fitzpatrick scrambles left tackle to MIA 45 for 6 yards (C.Crowder). Key block: F.Jackson. R10
- 1-10-MIA 45 (2:37) F.Jackson up the middle to MIA 41 for 4 yards (R.Starks).
- 2-6-MIA 41 (1:57) F.Jackson left guard to MIA 36 for 5 yards (R.Starks, S.Smith).
- 3-1-MIA 36 (1:09) R.Fitzpatrick pass incomplete deep left to L.Evans. Underthrown, receiver near sideline at MIA 10.
- 4-1-MIA 36 (1:03) R.Fitzpatrick left end to MIA 28 for 8 yards (Gi.Wilson, Y.Bell). Bootleg. Key block: J.Stupar. R11
- 1-10-MIA 28 (:24) R.Fitzpatrick pass short right to T.Owens ran ob at MIA 16 for 12 yards. Caught along sideline at MIA 16. P12

End of quarter - 3:02 pm

END OF QUARTER	Score	Time	First Downs				Efficiencies	
==== Quarter Summary =====		Poss	R	P	X	T	3Down	4Down
Miami Dolphins	14	9:07	3	3	0	6	2/3	1/1
Buffalo Bills	7	5:53	2	2	0	4	1/2	1/1

4th Quarter

Play By Play

Buffalo Bills continued.

- 1-10-MIA 16 (15:00) Direct snap to F.Jackson. (Shotgun) F.Jackson left tackle pushed ob at MIA 11 for 5 yards (Y.Bell).
- 2-5-MIA 11 (14:25) R.Fitzpatrick pass short right to F.Jackson pushed ob at MIA 3 for 8 yards (V.Davis). Dump pass, caught at MIA 11. P13
- 1-3-MIA 3 (13:55) **F.Jackson left tackle for 3 yards, TOUCHDOWN.** **R14**

R.Lindell extra point is GOOD, Center-G.Sanborn, Holder-B.Moorman.

MIA 14 BUF 14, 13 plays, 75 yards, 7:04 drive, 1:11 elapsed

R.Lindell kicks 69 yards from BUF 30 to MIA 1. T.Ginn pushed ob at MIA 17 for 16 yards (E.Lankster).

Miami Dolphins at 13:49, (1st play from scrimmage 13:42)

- 1-10-MIA 17 (13:42) R.Williams up the middle to MIA 21 for 4 yards (B.Scott).
- 2-6-MIA 21 (13:04) C.Henne pass short left to D.Bess pushed ob at MIA 29 for 8 yards (D.Florence). Caught near sideline at MIA 27. P20
- 1-10-MIA 29 (12:41) C.Henne pass incomplete short right to A.Fasano. Overthrown, receiver near sideline at MIA 42.
- 2-10-MIA 29 (12:35) Direct snap to R.Williams. (Shotgun) R.Williams up the middle to MIA 34 for 5 yards (C.Kelsay, K.Williams).
- 3-5-MIA 34 (11:57) C.Henne pass incomplete short left to G.Camarillo [A.Schobel]. Overthrown, receiver along sideline at MIA 48.
- 4-5-MIA 34 (11:52) B.Fields punts 52 yards to BUF 14, Center-J.Denney. R.Parrish to BUF 14 for no gain (N.Jones). FUMBLES (N.Jones), and recovers at BUF 13.

Buffalo Bills at 11:43

- 1-10-BUF 13 (11:43) R.Fitzpatrick pass short left to F.Jackson to BUF 21 for 8 yards (Q.Moses, Y.Bell). Screen pass, caught at BUF 8.
- 2-2-BUF 21 (10:51) F.Jackson up the middle to BUF 23 for 2 yards (Y.Bell, C.Crowder). Measurement = first down. R15
- 1-10-BUF 23 (10:17) R.Fitzpatrick pass short right to T.Owens to BUF 40 for 17 yards (Y.Bell). Pass tipped at line by Q.Moses. Pass caught in flat at BUF 34. P16
- 1-10-BUF 40 (9:31) R.Fitzpatrick pass short left to F.Jackson pushed ob at BUF 41 for 1 yard (C.Crowder). Screen pass, caught at BUF 38.
- 2-9-BUF 41 (9:04) R.Fitzpatrick pass short middle to S.Nelson to MIA 37 for 22 yards (Gi.Wilson). Caught at MIA 44. P17
- 1-10-MIA 37 (8:20) R.Fitzpatrick pass incomplete short left to L.Evans (P.Merling). Pass tipped at line, receiver underthrown near sideline at MIA 31.
- 2-10-MIA 37 (8:15) R.Fitzpatrick sacked at MIA 46 for -9 yards (sack split by J.Taylor and R.Baker).
- 3-19-MIA 46 (7:41) R.Fitzpatrick sacked at 50 for -4 yards (J.Porter).
- 4-23-50 (7:11) B.Moorman punts 48 yards to MIA 2, Center-G.Sanborn, out of bounds.

Miami Dolphins at 7:02

- 1-10-MIA 2 (7:02) C.Henne pass incomplete deep left to T.Ginn (D.Florence). Receiver and coverage at MIA 40.
- 2-10-MIA 2 (6:56) R.Williams up the middle to MIA 3 for 1 yard (C.Kelsay, K.Williams).
- 3-9-MIA 3 (6:15) C.Henne pass incomplete deep left to B.Hartline (D.Florence). Thrown wide of receiver, nearly intercepted at MIA 26
- 4-9-MIA 3 (6:10) B.Fields punts 48 yards to BUF 49, Center-J.Denney. R.Parrish pushed ob at MIA 39 for 12 yards (L.Hilliard).

Buffalo Bills at 5:59

- 1-10-MIA 39 (5:59) F.Jackson left guard to MIA 37 for 2 yards (R.Baker, R.Starks).
- 2-8-MIA 37 (5:18) *PENALTY on BUF-K.Simmons, False Start, 5 yards, enforced at MIA 37 - No Play.*
- 2-13-MIA 42 (4:59) R.Fitzpatrick sacked at MIA 47 for -5 yards (J.Porter).
- 3-18-MIA 47 (4:25) (Shotgun) R.Fitzpatrick pass short left to M.Lynch to MIA 38 for 9 yards (Y.Bell, Gi.Wilson). Screen pass, caught at MIA 47.
- 4-9-MIA 38 (3:40) **R.Lindell 56 yard field goal is GOOD, Center-G.Sanborn, Holder-B.Moorman.**

MIA 14 BUF 17, 4 plays, 1 yards, 2:24 drive, 11:25 elapsed

R.Lindell kicks 70 yards from BUF 30 to MIA 0. T.Ginn to MIA 21 for 21 yards (J.Corto, A.Palmer).

Miami Dolphins at 3:35, (1st play from scrimmage 3:30)

- 1-10-MIA 21 (3:30) *PENALTY on MIA-T.Ginn, False Start, 5 yards, enforced at MIA 21 - No Play.*
- 1-15-MIA 16 (3:30) C.Henne pass short middle to A.Fasano to MIA 34 for 18 yards (R.Cornier). Caught at MIA 30. P21
- 1-10-MIA 34 (2:48) P.White in at QB. P.White left end pushed ob at MIA 36 for 2 yards (P.Posluszny).
- 2-8-MIA 36 (2:43) C.Henne returns at QB. C.Henne pass deep left intended for B.Hartline INTERCEPTED by D.Florence [C.Kelsay] at BUF 42. D.Florence to BUF 49 for 7 yards (B.Hartline).

Buffalo Bills at 2:31

- 1-10-BUF 49 (2:31) **R.Fitzpatrick pass short right to T.Owens for 51 yards, TOUCHDOWN. Caught near sideline at MIA 12.** **P18**
- R.Lindell extra point is GOOD, Center-G.Sanborn, Holder-B.Moorman.

MIA 14 BUF 24, 1 plays, 51 yards, 0:08 drive, 12:37 elapsed

R.Lindell kicks 69 yards from BUF 30 to MIA 1. T.Ginn to MIA 19 for 18 yards (C.McIntyre, J.Wendling).

Miami Dolphins at 2:23, (1st play from scrimmage 2:18)

- 1-10-MIA 19 (2:18) C.Henne pass incomplete deep right to G.Camarillo. Overthrown, receiver along sideline at MIA 39.
- 2-10-MIA 19 (2:13) C.Henne pass short left to D.Bess pushed ob at MIA 30 for 11 yards (D.Whitner). WR screen, caught at MIA 15. P22
- 1-10-MIA 30 (2:08) C.Henne pass short left to A.Fasano pushed ob at MIA 43 for 13 yards (B.Scott). Caught at MIA 38, crossing from middle. P23
- 1-10-MIA 43 (2:02) (Shotgun) C.Henne pass incomplete short left to T.Ginn (D.Florence). Receiver and coverage along sideline at BUF 45.

Two-Minute Warning

- 2-10-MIA 43 (1:57) C.Henne pass incomplete short right to L.Polite. Overthrown, receiver along sideline at MIA 43.
- 3-10-MIA 43 (1:50) (Shotgun) C.Henne pass short right intended for D.Bess INTERCEPTED by D.Whitner (P.Posluszny) at BUF 46. D.Whitner pushed ob at MIA 26 for 28 yards (C.Henne). Pass tipped at line before INT.

Buffalo Bills at 1:37

- 1-10-MIA 26 (1:37) F.Jackson up the middle to MIA 18 for 8 yards (C.Crowder, Y.Bell).
Timeout #2 by MIA at 01:31.
 - 2-2-MIA 18 (1:31) F.Jackson up the middle to MIA 7 for 11 yards (C.Crowder, Gi.Wilson). Key block: K.Simmons. R19
Timeout #3 by MIA at 01:25.
 - 1-7-MIA 7 (1:25) **F.Jackson right guard for 7 yards, TOUCHDOWN.** **R20**
- R.Lindell extra point is GOOD, Center-G.Sanborn, Holder-B.Moorman.

MIA 14 BUF 31, 3 plays, 26 yards, 0:17 drive, 13:40 elapsed

R.Lindell kicks 37 yards from BUF 30 to MIA 33, fair catch by J.Haynos.

Miami Dolphins at 1:20

- 1-10-MIA 33 (1:20) L.Hilliard right guard to MIA 34 for 1 yard (Sp.Johnson, A.Maybin).
- 2-9-MIA 34 (1:00) *(No Huddle, Shotgun) PENALTY on MIA-J.Long, False Start, 5 yards, enforced at MIA 34 - No Play.*
- 2-14-MIA 29 (1:00) L.Hilliard up the middle to MIA 34 for 5 yards (Sp.Johnson, C.Mace).
- 3-9-MIA 34 (:44) *(No Huddle, Shotgun) C.Henne pass short middle intended for B.Hartline INTERCEPTED by C.Mace at MIA 33. C.Mace to MIA 33 for no gain (J.Berger). Pass tipped at line before INT.*

Buffalo Bills at 0:37

- 1-10-MIA 33 (:37) R.Fitzpatrick kneels to MIA 34 for -1 yards.
- End of game - 3:58 pm

END OF QUARTER	Score	Time	First Downs				Efficiencies		
==== Quarter Summary =====			Poss	R	P	X	T	3Down	4Down
Miami Dolphins	14	5:42	0	4	0	4		0/4	0/0
Buffalo Bills	31	9:18	4	4	0	8		0/2	0/0

Miscellaneous Statistics Report

Miami Dolphins vs Buffalo Bills
11/29/2009 at Ralph Wilson Stadium

Ten Longest Plays for Miami Dolphins

Yards Qtr Play Start Play Description

20	3	3-4-BUF 21	(7:14) C.Henne returns at QB. C.Henne pass short right to B.Hartline to BUF 1 for 20 yards (R.Corner). Flat pass, caught at BUF 10.
18	4	1-15-MIA 16	(3:30) C.Henne pass short middle to A.Fasano to MIA 34 for 18 yards (R.Corner). Caught at MIA 30.
16	2	1-10-BUF 23	(15:00) C.Henne pass short left to A.Fasano ran ob at BUF 7 for 16 yards. Caught along sideline at BUF 10.
15	1	1-10-MIA 44	(1:21) C.Henne pass short middle to A.Fasano to BUF 41 for 15 yards (C.Draft). Caught at BUF 43.
15	1	3-7-MIA 48	(12:47) (Shotgun) C.Henne pass short right to D.Bess to BUF 37 for 15 yards (P.Posluszny, R.Corner). Caught in flat at BUF 37.
13	1	2-5-BUF 36	(:23) L.Polite up the middle to BUF 23 for 13 yards (D.Whitner).
13	4	1-10-MIA 30	(2:08) C.Henne pass short left to A.Fasano pushed ob at MIA 43 for 13 yards (B.Scott). Caught at MIA 38, crossing from middle.
12	3	2-8-BUF 49	(11:31) C.Henne pass short middle to A.Fasano to BUF 37 for 12 yards (B.Scott). Caught at BUF 39.
11	1	1-10-BUF 37	(12:11) R.Williams left tackle to BUF 26 for 11 yards (K.Williams, D.Whitner).
11	2	1-10-MIA 24	(11:10) C.Henne pass short left to T.Ginn to MIA 35 for 11 yards (C.Draft). Caught in flat at MIA 35.

Ten Longest Plays for Buffalo Bills

Yards Qtr Play Start Play Description

51	4	1-10-BUF 49	(2:31) R.Fitzpatrick pass short right to T.Owens for 51 yards, TOUCHDOWN. Caught near sideline at MIA 12.
32	1	2-22-BUF 39	(5:45) (Shotgun) R.Fitzpatrick pass deep left to L.Evans ran ob at MIA 29 for 32 yards. Caught along sideline at MIA 31.
32	2	2-4-BUF 21	(6:53) R.Fitzpatrick pass short right to F.Jackson pushed ob at BUF 38 for 17 yards (V.Davis) [J.Taylor]. Screen pass, caught at BUF 18. PENALTY on MIA-J.Taylor, Roughing the Passer, 15 yards, enforced at BUF 38.
31	2	2-11-MIA 31	(5:32) R.Fitzpatrick scrambles right tackle for 31 yards, TOUCHDOWN.
22	4	2-9-BUF 41	(9:04) R.Fitzpatrick pass short middle to S.Nelson to MIA 37 for 22 yards (Gi.Wilson). Caught at MIA 44.
17	2	1-10-MIA 47	(6:31) R.Fitzpatrick pass short left to J.Stupar pushed ob at MIA 30 for 17 yards (Y.Bell).
17	4	1-10-BUF 23	(10:17) R.Fitzpatrick pass short right to T.Owens to BUF 40 for 17 yards (Y.Bell). Pass tipped at line by Q.Moses. Pass caught in flat at BUF 34.
12	3	1-10-MIA 28	(:24) R.Fitzpatrick pass short right to T.Owens ran ob at MIA 16 for 12 yards. Caught along sideline at MIA 16.
11	4	2-2-MIA 18	(1:31) F.Jackson up the middle to MIA 7 for 11 yards (C.Crowder, Gi.Wilson). Key block: K.Simmons.
10	1	3-17-MIA 36	(3:20) (Shotgun) R.Fitzpatrick pass short middle to J.Reed to MIA 26 for 10 yards (Y.Bell). Caught at MIA 28.

Touchdown Scoring Information

		Offense	Defense	Special Teams
VISITOR:	Miami Dolphins	2	0	0
HOME:	Buffalo Bills	4	0	0

MIAMI DOLPHINS ALPHABETICAL ROSTER

(As of November 29, 2009)

NFL										2009 Games
No.	Name	Pos.	Ht.	Wt.	Birthdate	Exp.	College	Hometown	How Acq.	P-S-DN-IA
79	Alama-Francis, Ikaika	DE	6-5	290	12/4/84	3	Hawaii '07	Kailua, HI	FA, '09	0-0-0-0
32	Allen, Jason	CB	6-1	200	7/5/83	4	Tennessee '06	Muscle Shoals, Ala.	D1, '06	10-0-0-0
56	Anderson, Charlie	LB	6-4	250	12/8/81	6	Mississippi '05	Jackson, Miss.	UFA, '08 (Hou.)	10-1-0-0
51	Ayodele, Akin	LB	6-2	245	9/17/79	8	Purdue '02	Irving, Texas	T, '08 (Dall.)	10-9-0-0
90	Baker, Ryan	DE	6-5	295	11/25/84	R	Purdue '09	Indianapolis, Ind	FA, '09	0-0-0-0
37	Bell, Yeremiah	S	6-0	205	3/3/78	6	Eastern Kentucky '03	Winchester, Ky.	D6c, '03	10-9-0-0
67	Berger, Joe	G	6-5	315	5/25/82	5	Michigan Tech '05	Newaygo, Mich.	UFA, '09 (Dall.)	10-0-0-0
15	Bess, Davone	WR	5-10	190	9/13/85	2	Hawaii '09	Oakland, Calif.	FA, '08	10-0-0-0
83	Camarillo, Greg	WR	6-1	190	4/18/82	4	Stanford '05	Menlo Park, Calif.	Wai, '07 (S.D.)	10-10-0-0
72	Carey, Vernon	T	6-5	340	7/31/81	6	Miami (Fla.) '04	Miami, Fla.	D1, '04	10-10-0-0
5	Carpenter, Dan	K	6-2	225	11/25/85	2	Montana '08	Helena, Mont.	FA, '08	10-0-0-0
30	Clemons, Chris	FS	6-1	210	9/15/85	R	Clemson '09	Arcadia, FL	D5b, '09	5-1-0-5
52	Culder, Channing	LB	6-2	250	12/2/83	5	Florida '06	Atlanta, Ga.	D3, '05	8-8-0-2
29	Culver, Tyrone	S	6-1	210	7/6/83	4	Fresno State '06	Palmdale, Calif.	FA, '08	10-1-0-0
21	Davis, Vontae	CB	5-11	203	5/27/88	R	Illinois '10	Washington, D.C.	D1, '09	10-4-0-0
92	Denney, John	LS	6-5	255	12/13/78	5	Brigham Young '05	Thornton, Colo.	FA, '05	10-0-0-0
71	Dotson, Lionel	DE	6-4	290	2/11/85	2	Arizona '08	Houston, Texas	D7, '08	2-0-0-9
80	Fasano, Anthony	TE	6-4	255	4/20/84	4	Notre Dame '06	Verona, N.J.	T, '08 (Dall.)	8-8-0-2
2	Fields, Brandon	P	6-5	245	5/21/84	3	Michigan State '07	Toledo, Ohio	D7b, '07	10-0-0-0
63	Gardner, Andrew	T	6-6	305	4/4/86	R	Georgia Tech '09	Tyrone, GA	D6, '09	0-0-0-10
75	Garner, Nate	T	6-7	325	1/18/85	2	Arkansas '07	Roland, Ark	Wai., '08 (NYJ)	10-2-0-0
19	Ginn, Ted Jr.	WR	5-11	180	4/12/85	3	Ohio State '08	Cleveland, Ohio	D1, '07	10-7-0-0
64	Grove, Jake	C	6-4	300	1/22/80	6	Virginia Tech '04	Forest, Va.	UFA, '09 (Oak.)	10-10-0-0
60	Hartline, Andrew	OL	6-5	300	9/1/85	R	Central Michigan '08	Barota, MI	FA, '09	0-0-0-0
82	Hartline, Brian	WR	6-2	186	11/22/86	R	Ohio St. '10	North Canton, Ohio	D4, '09	10-1-0-0
81	Haynos, Joey	TE	6-8	270	8/28/84	2	Maryland '08	Rockville, Md.	FA, '08	10-5-0-0
7	Henne, Chad	QB	6-3	230	7/2/85	2	Michigan '08	Wyomissing, Pa.	D2b, '08	8-7-0-2
26	Hilliard, Lex	RB	5-11	240	7/30/84	1	Montana '08	Kalispell, Mont.	D6c, '08	10-0-0-0
33	Jones, Nathan	CB	5-10	185	6/15/82	6	Rutgers '04	Scotch Plains, N.J.	UFA, '08 (Dall.)	10-3-0-0
70	Langford, Kendall	DE	6-6	295	1/27/86	2	Hampton '08	Petersburg, Va.	D3, '08	10-9-0-0
77	Long, Jake	T	6-7	317	5/9/85	2	Michigan '08	Lapeer, Mich.	D1, '08	10-10-0-0
78	McDaniel, Tony	DT	6-7	305	1/20/85	4	Tennessee '07	Columbia, SC	T, '09 (Jack.)	10-0-0-0
97	Merling, Phillip	DE	6-4	295	4/19/85	2	Clemson '09	St. Matthews, S.C.	D2a, '08	10-0-0-0
93	Moses, Quentin	LB	6-5	260	11/18/83	3	Georgia '07	Athens, Ga.	FA, '07	5-0-1-4
76	Murtha, Lydon	T	6-7	315	11/13/85	R	Nebraska '08	Hutchinson, Minn	FA, '09	1-0-0-4
36	Polite, Lousaka	FB	6-0	245	9/14/81	5	Pittsburgh '04	Pittsburgh, Pa.	FA, '08	10-8-0-0
55	Porter, Joey	LB	6-3	255	3/22/77	11	Colorado State '99	Bakersfield, Calif.	FA, '07	8-8-0-2
22	Sheets, Kory	RB	5-11	206	3/31/85	R	Purdue '08	Bloomfield, Conn.	FA, '09	1-0-0-4
65	Smiley, Justin	G	6-3	310	11/11/81	6	Alabama '05	Ellabell, Ga.	UFA, '08 (S.F.)	9-8-0-1
24	Smith, Sean	CB	6-3	214	7/14/87	R	Utah '10	Pasadena, CA	D2b, '09	10-10-0-0
96	Soliai, Paul	DT	6-4	355	12/30/83	3	Utah '07	Pago Pago, American Samo	D4, '07	8-1-0-2
85	Sperry, Kory	TE	6-4	238	4/10/85	R	Colorado State '09	Pueblo, Co.	FA, '09	2-1-0-0
94	Starks, Randy	DE	6-3	305	12/14/83	6	Maryland '05	Waldorf, Md.	UFA, '08 (Tenn.)	10-10-0-0
99	Taylor, Jason	LB	6-6	255	9/1/1974	13	Akron '97	Pittsburgh, Pa.	FA, '09 (Wash)	10-10-0-0
16	Thigpen, Tyler	QB	6-1	224	4/14/84	3	Coastal Carolina '07	Winnsboro, SC	T, '09 (KC)	0-0-0-7
66	Thomas, Donald	G	6-4	310	9/25/85	2	Connecticut '08	New Haven, Conn.	D6b, '08	10-10-0-0
53	Torbor, Reggie	LB	6-2	250	1/25/81	6	Auburn '04	Baton Rouge, La.	UFA, '08 (NYG)	10-2-0-0
84	Turner, Patrick	WR	6-5	220	5/19/87	R	USC '09	West Madison, Tenn	D3, '09	2-0-0-8
91	Wake, Cameron	LB	6-3	250	1/30/82	1	Penn State '05	Hyattsville, Md.	FA, '09	8-0-0-2
50	Walden, Erik	LB	6-2	250	8/21/85	2	Middle Tennessee '08	Dublin, Ga.	Wai., '08 (K.C.)	7-0-0-3
6	White, Pat	QB	6-0	190	2/25/86	R	West Virginia '09	Daphne, Ala	D2a, '09	8-0-2-0
34	Williams, Ricky	RB	5-10	230	5/21/77	9	Texas '99	San Diego, Calif.	T, '02 (N.O.)	10-1-0-0
28	Wilson, Gibril	S	6-0	205	11/12/81	6	Tennessee '04	San Jose, Calif.	FA, '09	10-9-0-0

RESERVE LISTS

NFL										
No.	Name	Pos.	Ht.	Wt.	Birthdate	Exp.	College	Hometown	How Acq.	Date Placed
25	Allen, Will	CB	5-10	195	8/5/78	9	Syracuse '01	Syracuse, N.Y.	UFA, '06 (NYG)	10/27/2009
23	Brown, Ronnie	RB	6-0	230	12/12/81	5	Auburn '05	Cartersville, Ga.	D1, '05	9-9-0-0
38	Cobbs, Patrick	RB	5-8	205	1/31/83	4	North Texas '06	Tecumseh, Okla.	FA, '06	10/14/2009
95	Ferguson, Jason	DT	6-3	310	11/28/74	13	Georgia '97	Tupelo, Miss.	T, '08 (Dall.)	9-9-0-1
	Marion, Brennan	WR	5-11	190	8/25/87	R	Tulsa '09	Greensburg, Pa.	FA, '09	8/5/2009
88	Martin, David	TE	6-4	265	3/13/79	9	Tennessee '01	Norfolk, Va.	UFA, '07	9/6/2009
10	Pennington, Chad	QB	6-3	230	6/26/76	10	Marshall '00	Knoxville, Tenn.	FA, '08	9/29/2009

MIAMI DOLPHINS 2009 COACHING STAFF

Head Coach: Tony Sparano (2nd NFL season, 2nd with Dolphins)

Assistants: John Bonamego (special teams coordinator), Todd Bowles (assistant head coach/secondary), Steve Bush (offensive quality control), David Corrao (defensive quality control), Dave DeGuglielmo (offensive line), George DeLeone (tight ends), Karl Dorrell (wide receivers), George Edwards (inside linebackers), Dan Henning (offensive coordinator), David Lee (quarterbacks), Evan Marcus (head strength and conditioning), Paul Pasqualoni (defensive coordinator), Dave Puloka (assistant strength and conditioning), Jim Reid (outside linebackers), Darren Rizzi (assistant special teams), Kacy Rodgers (defensive line), James Saxon (running backs)

MIAMI DOLPHINS NUMERICAL ROSTER
(As of November 29, 2009)

NFL									2009 Games	
No.	Name	Pos.	Ht.	Wt.	Age	Exp.	College	Hometown	How Acq.	P-S-DN-IA
2	Brandon Fields	P	6-5	245	25	3	Michigan State '07	Toledo, Ohio	D7b, '07	10-0-0-0
5	Dan Carpenter	K	6-2	225	23	2	Montana '08	Helena, Mont.	FA, '08	10-0-0-0
6	Pat White	QB	6-0	190	23	R	West Virginia '09	Daphne, Ala	D2a, '09	8-0-2-0
7	Chad Henne	QB	6-3	230	24	2	Michigan '08	Wyomissing, Pa.	D2b, '08	8-7-0-2
15	Davone Bess	WR	5-10	190	24	2	Hawaii '09	Oakland, Calif.	FA, '08	10-0-0-0
16	Tyler Thigpen	QB	6-1	224	25	3	Coastal Carolina '07	Winnsboro, SC	T, '09 (KC)	0-0-0-7
19	Ted Ginn, Jr.	WR	5-11	180	24	3	Ohio State '08	Cleveland, Ohio	D1, '07	10-7-0-0
21	Vontae Davis	CB	5-11	203	21	R	Illinois '10	Washington, D.C.	D1, '09	10-4-0-0
22	Kory Sheets	RB	5-11	206	24	R	Purdue '08	Bloomfield, Conn.	FA, '09	1-0-0-4
24	Sean Smith	CB	6-3	214	22	R	Utah '10	Pasadena, CA	D2b, '09	10-10-0-0
26	Lex Hilliard	RB	5-11	240	25	1	Montana '08	Kalispell, Mont.	D6c, '08	10-0-0-0
28	Gibril Wilson	S	6-0	205	27	6	Tennessee '04	San Jose, Calif.	FA, '09	10-9-0-0
29	Tyrone Culver	S	6-1	210	26	4	Fresno State '06	Palmdale, Calif.	FA, '08	10-1-0-0
30	Chris Clemons	FS	6-1	210	24	R	Clemson '09	Arcadia, FL	D5b, '09	5-1-0-5
32	Jason Allen	CB	6-1	200	26	4	Tennessee '06	Muscle Shoals, Ala.	D1, '06	10-0-0-0
33	Nathan Jones	CB	5-10	185	27	6	Rutgers '04	Scotch Plains, N.J.	UFA, '08 (Dall.)	10-3-0-0
34	Ricky Williams	RB	5-10	230	32	9	Texas '99	San Diego, Calif.	T, '02 (N.O.)	10-1-0-0
36	Lousaka Polite	FB	6-0	245	28	5	Pittsburgh '04	Pittsburgh, Pa.	FA, '08	10-8-0-0
37	Yeremiah Bell	S	6-0	205	31	6	Eastern Kentucky '03	Winchester, Ky.	D6c, '03	10-9-0-0
50	Erik Walden	LB	6-2	250	24	2	Middle Tennessee '08	Dublin, Ga.	Wai., '08 (K.C.)	7-0-0-3
51	Akin Ayodele	LB	6-2	245	30	8	Purdue '02	Irving, Texas	T, '08 (Dall.)	10-9-0-0
52	Channing Crowder	LB	6-2	250	25	5	Florida '06	Atlanta, Ga.	D3, '05	8-8-0-2
53	Reggie Torbor	LB	6-2	250	28	6	Auburn '04	Baton Rouge, La.	UFA, '08 (NYG)	10-2-0-0
55	Joey Porter	LB	6-3	255	32	11	Colorado State '99	Bakersfield, Calif.	FA, '07	8-8-0-2
56	Charlie Anderson	LB	6-4	250	27	6	Mississippi '05	Jackson, Miss.	UFA, '08 (Hou.)	10-1-0-0
60	Andrew Hartline	OL	6-5	300	24	R	Central Michigan '08	Baroda, MI	FA, '09	0-0-0-0
63	Andrew Gardner	T	6-6	305	23	R	Georgia Tech '09	Tyrone, GA	D6, '09	0-0-0-10
64	Jake Grove	C	6-4	300	29	6	Virginia Tech '04	Forest, Va.	UFA, '09 (Oak.)	10-10-0-0
65	Justin Smiley	G	6-3	310	27	6	Alabama '05	Ellabell, Ga.	UFA, '08 (S.F.)	9-8-0-1
66	Donald Thomas	G	6-4	310	24	2	Connecticut '08	New Haven, Conn.	D6b, '08	10-10-0-0
67	Joe Berger	G	6-5	315	27	5	Michigan Tech '05	Newaygo, Mich.	UFA, '09 (Dall.)	10-0-0-0
70	Kendall Langford	DE	6-6	295	23	2	Hampton '08	Petersburg, Va.	D3, '08	10-9-0-0
71	Lionel Dotson	DE	6-4	290	24	2	Arizona '08	Houston, Texas	D7, '08	2-0-0-9
72	Vernon Carey	T	6-5	340	28	6	Miami (Fla.) '04	Miami, Fla.	D1, '04	10-10-0-0
75	Nate Garner	T	6-7	325	24	2	Arkansas '07	Roland, Ark	Wai., '08 (NYJ)	10-2-0-0
76	Lydon Murtha	T	6-7	315	23	R	Nebraska '08	Hutchinson, Minn	FA, '09	1-0-0-4
77	Jake Long	T	6-7	317	24	2	Michigan '08	Lapeer, Mich.	D1, '08	10-10-0-0
78	Tony McDaniel	DT	6-7	305	24	4	Tennessee '07	Columbia, SC	T, '09 (Jack.)	10-0-0-0
79	Ikaika Alama-Francis	DE	6-5	290	24	3	Hawaii '07	Kailua, HI	FA, '09	0-0-0-0
80	Anthony Fasano	TE	6-4	255	25	4	Notre Dame '06	Verona, N.J.	T, '08 (Dall.)	8-8-0-2
81	Joey Haynos	TE	6-8	270	25	2	Maryland '08	Rockville, Md.	FA, '08	10-5-0-0
82	Brian Hartline	WR	6-2	186	22	R	Ohio St. '10	North Canton, Ohio	D4, '09	10-1-0-0
83	Greg Camarillo	WR	6-1	190	27	4	Stanford '05	Menlo Park, Calif.	Wai, '07 (S.D.)	10-10-0-0
84	Patrick Turner	WR	6-5	220	22	R	USC '09	West Madison, Tenn	D3, '09	2-0-0-8
85	Kory Sperry	TE	6-4	238	24	R	Colorado State '09	Pueblo, Colo.	FA, '09	2-1-0-0
90	Ryan Baker	DE	6-5	295	24	R	Purdue '09	Indianapolis, IN	FA, '09	0-0-0-0
91	Cameron Wake	LB	6-3	250	27	1	Penn State '05	Hyattsville, Md.	FA, '09	8-0-0-2
92	John Denney	LS	6-5	255	30	5	Brigham Young '05	Thornton, Colo.	FA, '05	10-0-0-0
93	Quentin Moses	LB	6-5	260	25	3	Georgia '07	Athens, Ga.	FA, '07	5-0-1-4
94	Randy Starks	DE	6-3	305	25	6	Maryland '05	Waldorf, Md.	UFA, '08 (Tenn.)	10-10-0-0
96	Paul Soliai	DT	6-4	355	25	3	Utah '07	Pago Pago, American Samoa	D4, '07	8-1-0-2
97	Phillip Merling	DE	6-4	295	24	2	Clemson '09	St. Matthews, S.C.	D2a, '08	10-0-0-0
99	Jason Taylor	LB	6-6	255	35	13	Akron '97	Pittsburgh, Pa.	FA, '09 (Wash)	10-10-0-0

RESERVE LIST

NFL										
No.	Name	Pos.	Ht.	Wt.	Age	Exp.	College	Hometown	How Acq.	Date Placed
	Brennan Marion	WR	5-11	190	22	R	Tulsa '09	Greensburg, PA	FA, '09	8/5/2009
10	Chad Pennington	QB	6-3	230	33	10	Marshall '00	Knoxville, Tenn.	FA, '08	9/29/2009
23	Ronnie Brown	RB	6-0	230	27	5	Auburn '05	Cartersville, Ga.	D1, '05	9-9-0-0
25	Will Allen	CB	5-10	195	31	9	Syracuse '01	Syracuse, N.Y.	UFA, '06 (NYG)	10/27/09
38	Patrick Cobbs	RB	5-8	205	26	4	North Texas '06	Tecumseh, Okla.	FA, '06	10/14/2009
88	David Martin	TE	6-4	265	30	9	Tennessee '01	Norfolk, Va.	UFA, '07	9/6/2009
95	Jason Ferguson	DT	6-3	310	34	13	Georgia '97	Tupelo, Miss.	T, '08 (Dall.)	11/23/09

MIAMI DOLPHINS 2009 COACHING STAFF

Head Coach: Tony Sparano (2nd NFL season, 2nd with Dolphins)

Assistants: John Bonamego (special teams coordinator), Todd Bowles (assistant head coach/secondary), Steve Bush (offensive quality control), David Corrao (defensive quality control), Dave DeGuglielmo (offensive line) George DeLeone (tight ends), Karl Dorrell (wide receivers), George Edwards (inside linebackers), Dan Henning (offensive coordinator), David Lee (quarterbacks), Evan Marcus (head strength and conditioning), Paul Pasqualoni (defensive coordinator), Dave Puloka (assisntant strength and conditioning), Jim Reid (outside linebackers), Darren Rizzi (assistant special teams), Kacy Rodgers (defensive line), James Saxon (running backs)

MIAMI DOLPHINS POSITIONAL ROSTER

(As of November 29, 2009)

NFL						NFL					
No.	Name	Pos.	Ht.	Wt.	Age Exp. College	No.	Name	Pos.	Ht.	Wt.	Age Exp. College
QUARTERBACKS (3)						DEFENSIVE LINEMEN (8)					
6	<u>Pat White</u>	QB	6-0	190	23 R West Virginia	70	Kendall Langford	DE	6-6	295	23 2 Hampton
7	Chad Henne	QB	6-3	230	24 2 Michigan	71	Lionel Dotson	DE	6-4	290	24 2 Arizona
16	Tyler Thigpen	QB	6-1	224	25 3 Coastal Carolina	78	Tony McDaniel	DT	6-7	305	24 4 Tennessee
RUNNING BACKS (4)						LINEBACKERS (9)					
22	Kory Sheets	RB	5-11	206	24 R Purdue	90	Ryan Baker	DE	6-5	295	24 R Purdue
26	Lex Hilliard	RB	5-11	240	25 1 Montana	94	Randy Starks	DE	6-3	305	25 6 Maryland
34	Ricky Williams	RB	5-10	230	32 9 Texas	96	Paul Soliai	DT	6-4	355	25 3 Utah
36	Lousaka Polite	FB	6-0	245	28 5 Pittsburgh	97	Phillip Merling	DE	6-4	295	24 2 Clemson
WIDE RECEIVERS (5)						DEFENSIVE BACKS (8)					
15	Davone Bess	WR	5-10	190	24 2 Hawaii	21	<u>Vontae Davis</u>	CB	5-11	203	21 R Illinois
19	Ted Ginn, Jr.	WR	5-11	180	24 3 Ohio St.	24	<u>Sean Smith</u>	CB	6-3	214	22 R Utah
82	<u>Brian Hartline</u>	WR	6-2	186	22 R Ohio St.	28	Gibril Wilson	S	6-0	205	27 6 Tennessee
83	Greg Camarillo	WR	6-1	190	27 4 Stanford	29	Tyrone Culver	S	6-1	210	26 4 Fresno St.
84	<u>Patrick Turner</u>	WR	6-5	220	22 R USC	30	<u>Chris Clemons</u>	FS	6-0	208	24 R Clemson
TIGHT ENDS (3)						SPECIALISTS (3)					
80	Anthony Fasano	TE	6-4	255	25 4 Notre Dame	2	Brandon Fields	P	6-5	245	25 3 Michigan St.
81	Joey Haynos	TE	6-8	270	25 2 Maryland	5	Dan Carpenter	K	6-2	225	23 2 Montana
85	Kory Sperry	TE	6-4	238	24 R Colorado State	92	John Denney	LS	6-5	255	30 5 Brigham Young
OFFENSIVE LINEMEN (10)						RESERVE LIST					
60	Andrew Hartline	G	6-5	297	24 R Central Michigan		Brennan Marion	WR	5-11	190	22 R Tulsa
63	<u>Andrew Gardner</u>	T	6-6	305	23 R Georgia Tech	88	David Martin	TE	6-4	265	29 9 Tennessee
64	Jake Grove	C	6-4	300	29 6 Virginia Tech	10	Chad Pennington	QB	6-3	230	32 10 Marshall
65	Justin Smiley	G	6-3	310	27 6 Alabama	38	Patrick Cobbs	RB	5-8	205	26 4 North Texas
66	Donald Thomas	G	6-4	310	24 2 Connecticut	25	Will Allen	CB	5-10	195	31 9 Syracuse
67	Joe Berger	G	6-5	315	27 5 Michigan Tech	23	Ronnie Brown	RB	6-0	230	27 5 Auburn
72	Vernon Carey	T	6-5	340	28 6 Miami (Fla.)	95	Jason Ferguson	DT	6-3	310	34 13 Georgia
75	Nate Garner	T	6-7	325	24 2 Arkansas						
76	<u>Lydon Murtha</u>	T	6-7	315	23 R Nebraska						
77	Jake Long	T	6-7	317	24 2 Michigan						
PRACTICE SQUAD (7)											
27	Will Billingsley	CB	5-10	195	24 1 N. Carolina A&T						
20	Tristan Davis	RB	5-10	212	23 R Auburn						
59	J.D. Folsom	LB	6-3	230	24 R Weber State						
86	John Nalbone	TE	6-4	255	23 R Monmouth						
31	Nate Ness	S	6-1	190	23 R Arizona						
11	Julius Pruitt	WR	6-2	206	23 R Ouchita						
61	Mark Lewis	G	6-4	300	24 R Oregon						