



NEW ENGLAND PATRIOTS

## PRESS RELEASE

GILLETTE STADIUM ★ ONE PATRIOT PLACE ★ FOXBOROUGH, MA 02035 ★ 508.384.4203  
FAX: 508.543.9053 ★ WWW.PATRIOTS.COM ★ HTTP://MEDIA.PATRIOTS.COM

## NEW ENGLAND TO FACE NEW YORK JETS AT HOME

## MEDIA SCHEDULE

## WEDNESDAY, NOVEMBER 18

10:50 - 11:10 a.m. Bill Belichick Press Conf.  
 11:10 - 11:55 a.m. Open Locker Room  
 11:10 - 11:20 a.m. Tom Brady Availability  
 Approx. 12:55 p.m. Practice Availability  
 2:35 p.m. Rex Ryan Conf. Call  
 4:00 p.m. Darrelle Revis Conf. Call

## THURSDAY, NOVEMBER 19

11:10 - 11:55 a.m. Open Locker Room  
 12:55 p.m. Practice Availability

## FRIDAY, NOVEMBER 20

11:30 a.m. Practice Availability  
 1:15 - 2:00 p.m. Open Locker Room  
 2:00-2:15 p.m. Bill Belichick Press Conf.

## 2009 PATRIOTS SCHEDULE

## REGULAR SEASON (6-3)

Mon., Sept. 14	Buffalo	W	25-24
Sun., Sept. 20 at	N.Y. Jets	L	9-16
Sun., Sept. 27	Atlanta	W	26-10
Sun., Oct. 4	Baltimore	W	27-21
Sun., Oct. 11 at	Denver	L ot	17-20
Sun., Oct. 18	Tennessee	W	59-0
Sun., Oct. 25 #	Tampa Bay	W	35-7
Sun., Nov. 1	BYE WEEK		
Sun., Nov. 8	Miami	W	27-17
Sun., Nov. 15 at	Indianapolis	L	34-35
Sun., Nov. 22	N.Y. Jets	4:15*	CBS*
Mon., Nov. 30 at	New Orleans	8:30	ESPN
Sun., Dec. 6 at	Miami	8:20*	NBC*
Sun., Dec. 13	Carolina	1:00*	FOX*
Sun., Dec. 20 at	Buffalo	1:00*	CBS*
Sun., Dec. 27	Jacksonville	1:00*	CBS*
Sun., Jan. 3 at	Houston	1:00*	CBS*

#Wembley Stadium, London, England

## AFC STANDINGS

AFC East	W	L	T	Pct.	PF	PA
PATRIOTS	6	3	0	.667	259	150
Miami Dolphins	4	5	0	.444	218	227
New York Jets	4	5	0	.444	199	158
Buffalo Bills	3	6	0	.333	140	210

AFC North	W	L	T	Pct.	PF	PA
Cincinnati Bengals	7	2	0	.778	198	147
Pittsburgh Steelers	6	3	0	.667	207	157
Baltimore Ravens	5	4	0	.556	222	154
Cleveland Browns	1	8	0	.111	78	225

AFC South	W	L	T	Pct.	PF	PA
Indianapolis Colts	9	0	0	1.000	252	142
Jacksonville Jaguars	5	4	0	.556	181	220
Houston Texans	5	4	0	.556	215	188
Tennessee Titans	2	6	0	.250	148	238

AFC West	W	L	T	Pct.	PF	PA
Denver Broncos	6	3	0	.667	167	151
San Diego Chargers	6	3	0	.667	237	202
Kansas City Chiefs	2	7	0	.222	142	215
Oakland Raiders	2	7	0	.222	88	217

## NEW ENGLAND PATRIOTS (6-3) vs. NEW YORK JETS (4-5)

Sunday, Nov. 22, 2009 ★ Gillette Stadium (68,756) ★ 4:15 p.m. EDT

The New England Patriots will return to Gillette Stadium this Sunday to face the New York Jets in the second meeting of their annual series. The Patriots, who fell to the Jets at the Meadowlands, 16-9, on Sept. 20, have not been swept in a season series with a divisional opponent since 2000.

New England owns a 41-12 (.774) record in regular season AFC East games since the beginning of the 2001 season, compiling the best intra-division record of any team in the NFL over the last eight seasons.

Since the beginning of the 2003 season, the Patriots are 20-1 (.952) in games following a regular-season loss, including a 2-0 record in such games this season. Over the last five-plus seasons (2003-09), the Patriots have only lost back-to-back games on one occasion (Nov. 5 and Nov. 12, 2006).

## BROADCAST INFORMATION

**TELEVISION:** This week's game will be broadcast to a regional audience by CBS and can be seen in Boston on WBZ-TV Channel 4. Jim Nantz will handle play-by-play duties with Phil Simms providing color.

**NATIONAL RADIO:** This week's game will be broadcast to a national audience by Sports Radio USA. Larry Kahn and John Robinson will call the game. Troy West will be the sideline reporter.

**RADIO:** 98.5 FM, The Sports Hub, is the flagship station for the Patriots Radio Network. A complete listing of the network's 36 stations can be found in this press release. Play-by-play broadcaster Gil Santos is in his 33rd season as the voice of the Patriots and will call the action along with Patriots Hall of Famer Gino Cappelletti. Santos and Cappelletti are celebrating their 26th season as a tandem.

## PATRIOTS MEDIA WEBSITE

The Patriots' media-only website, located at <http://media.patriots.com>, will be updated for registered users throughout the season with all the latest media information, schedules, rosters and press releases. The media site also serves as the team's primary credentialing system.

## STRONG IN THE SECOND HALF

The Patriots have traditionally stepped things up a notch as the calendar has flipped to November. Since 2001, New England has done a remarkable job of finishing the season strong, compiling a 71-18 (.798) record after Nov. 1, including playoff games. Additionally, since 2001, the Patriots are 52-10 (.839) in games played after Thanksgiving Day and are 23-4 (.852) in games played after Christmas.

## PATRIOTS BEFORE AND AFTER NOV. 1, SINCE 2001

Season	Pre-11/1	Post-11/1	Totals	Post-T'giving	Post-X-mas
2001 .....	3-4	11-1	14-5	9-0	4-0
2002 .....	3-4	6-3	9-7	3-2	1-0
2003 .....	6-2	11-0	17-2	8-0	4-0
2004 .....	6-1	11-1	17-2	8-1	5-0
2005 .....	4-3	7-4	11-7	5-3	2-2
2006 .....	6-1	8-4	14-5	7-2	3-1
2007 .....	8-0	10-1	18-1	8-1	3-1
2008 .....	5-2	6-3	11-5	4-1	1-0
2009 .....	5-2	1-1	6-3	0-0	0-0
<b>Totals .....</b>	<b>46-19 (.708)</b>	<b>71-18 (.798)</b>	<b>117-37</b>	<b>52-10</b>	<b>23-4</b>

NOTE: Includes Regular Season and Playoffs

## MEDIA CONTACTS

## PATRIOTS MEDIA RELATIONS OFFICE: 508-384-4203


Stacey James ..... Vice President of Media Relations.. [staceyj@patriots.com](mailto:staceyj@patriots.com) ..... 508-384-9105  
 Aaron Salkin ..... Asst. Director of Media Relations.. [aarons@patriots.com](mailto:aarons@patriots.com) ..... 508-326-6870  
 Scott Barboza ..... Media Relations Assistant. .... [scottb@patriots.com](mailto:scottb@patriots.com) ..... 508-384-9195  
 Christy Berkery ..... Media Relations Assistant ..... [christyb@patriots.com](mailto:christyb@patriots.com) ..... 508-549-0518  
 Tara Bertrand ..... Administrative Assistant..... [tarab@patriots.com](mailto:tarab@patriots.com) ..... 508-384-4311  
 Jeff Cournoyer ..... Dir. of Corporate Communications ... [jeffco@patriots.com](mailto:jeffco@patriots.com) ..... 508-549-0492



# PATRIOTS VS. JETS

## SERIES HISTORY

The Patriots and Jets will meet for the second time in 2009, with the Patriots looking to avenge the 16-9 loss in Week 2 at the Meadowlands. It will be the 101<sup>st</sup> meeting since the series between the AFC East rivals began in 1960. The Jets are leading the all-time series with a 50-49-1 advantage. The teams split the season series last



season with the Patriots beating the Jets, 19-10, at the Meadowlands and the Jets beating the Patriots, 34-31, in overtime at Gillette Stadium. The Patriots have won 11 of their last 14 games against the Jets (including one playoff game). The Patriots have swept the season series with the Jets in four of the last six seasons. New England is 20-12 against the Jets

since Robert Kraft purchased the team in 1994. New England's 49 victories over the Jets (including two playoff wins) are the second most over any single opponent, trailing only Buffalo with 59 all-time wins.

A complete listing of the results of games between the New England Patriots and the New York Jets/New York Titans can be found on page 289 of the 2009 Patriots Media Guide.

## SERIES BREAKDOWN

### NEW YORK 50, New England 49, 1 Tie

(Including New England 2, New York 0 in Playoffs)

#### Home Record .....25-24-1 (incl. 1-0 in playoffs)

Record in Foxborough ..... 21-18

Gillette Stadium ..... 5-3

Foxboro Stadium ..... 16-15

Record in Boston ..... 4-5-1

Record in Birmingham, Alabama ..... 0-1

#### Away Record ..... 24-26 (incl. 1-0 in playoffs)

Giants Stadium ..... 17-10 (incl. 1-0 playoffs)

Shea Stadium ..... 5-14

Polo Grounds ..... 2-2

Seasonal Sweeps ..... Jets 14 (most recent '00), Patriots 13 ('07)

Bill Belichick vs. N.Y. Jets ..... 14-8 (13-7 with New England)

## TALE OF THE TAPE

2009 Regular Season	New England	New York Jets
Record	6-3	4-5
Divisional Standings	1 <sup>st</sup>	2 <sup>nd</sup> (T)
Total Yards Gained	3,751	3,059
Total Offense (Rank)	416.8 (2)	339.9(15)
Rush Offense	114.1 (15)	170.1 (1)
Pass Offense	302.7 (2)	169.8(27)
Points Per Game	28.8 (3)	22.1 (16)
Total Yards Allowed	2,741	2,534
Total Defense	304.6 (7)	281.6 (3)
Rush Defense	110.0 (17)	111.6 (18)
Pass Defense	194.6 (7)	170.0 (3)
Points Allowed/Game	16.7 (3)	17.5 (12)
Possession Avg.	33:50	28:53
Sacks Allowed/Yards Lost	12/67	15/127
Sacks Made/Yards	16/129	16/124
Passing TD/Int (off.)	19/6	9/12
Passing TD/Int (def.)	13/9	6/7
Total Touchdowns	29	22
Penalties Against/Yards	53/468	56/407
Punts/Avg.	31/39.6	45/41.9
Field Goals Made/Att.	19/22	16/18
Takeaway/Giveaway Ratio	+8	-2

## DIVISIONAL DOMINANCE

The New England Patriots own a 41-12 (.774) record in regular season AFC East games since the beginning of the 2001 season, compiling the best intra-division record of any team in the NFL over the last eight seasons.

### NFL'S TOP DIVISIONAL RECORDS SINCE 2001

Team	W	L	T	Pct.
New England Patriots	41	12	0	.774
Pittsburgh Steelers	40	15	0	.727
Indianapolis Colts	38	15	0	.717
Green Bay Packers	36	18	0	.667

### AFC EAST DIVISIONAL RECORDS SINCE 2001

Team	W	L	T	Pct.	Div. Titles	Years
New England	41	12	0	.774	5	2001, 2003-07
New York Jets	26	28	0	.481	1	2002
Miami	23	31	0	.426	1	2008
Buffalo	18	35	0	.340	0	---

NOTES: The Indianapolis Colts were members of the AFC East in 2001 and compiled a 3-5 divisional record that season. In 2002, the Patriots and Jets both finished with a 9-7 overall record and a 4-2 divisional record, but the Jets claimed the division title by virtue of having a better record against common opponents. In 2008, the Patriots and Dolphins both finished with an 11-5 overall record and a 4-2 divisional record and were tied in games against common opponents, but the Dolphins claimed the division title by virtue of having a better conference record.

## RECENT PATRIOTS-JETS GAMES

The Patriots and Jets have played 18 times since 2001, with New England holding a 13-5 advantage in those games. Since 2003, the Patriots are 11-3 against the Jets and have allowed New York to score more than 17 points in a game just two times over that span.

### PATRIOTS-JETS SERIES SINCE 2001

#### Patriots 13, Jets 5

Date	Result	Score	H/A	Stadium
09/23/01	L	3-10	H	Foxboro Stadium
12/02/01	W	17-16	A	Giants Stadium
09/15/02	W	44-7	A	Giants Stadium
12/22/02	L	17-30	H	Gillette Stadium
09/21/03	W	23-16	H	Gillette Stadium
12/20/03	W	21-16	A	Giants Stadium
10/24/04	W	13-7	H	Gillette Stadium
12/26/04	W	23-7	A	Giants Stadium
12/04/05	W	16-3	H	Gillette Stadium
12/26/05	W	31-21	A	Giants Stadium
09/17/06	W	24-17	A	Giants Stadium
11/12/06	L	14-17	H	Gillette Stadium
01/07/07*	W	37-16	H	Gillette Stadium
09/09/07	W	38-14	A	Giants Stadium
12/16/07	W	20-10	H	Gillette Stadium
09/14/08	W	19-10	A	Giants Stadium
11/13/08	L	31-34 OT	H	Gillette Stadium
9/20/09	L	9-16	A	Giants Stadium

\*-Playoffs

## PASSING PERFORMANCES

Tom Brady owns a 12-3 record against the Jets as a starting quarterback including regular-season and playoff games. Brady's 12 overall victories over the Jets are his second highest total over a single opponent, trailing only his 14 wins over the Buffalo Bills.

### Tom Brady vs. Jets (12-3 as a starter)

Date	A	C	Yd	%	TD	I	Rating	W/L	Score
09/23/01	10	5	46	.500	0	0	62.9	Did Not Start	
12/02/01	28	20	213	.714	0	0	93.3	W	17-16
09/15/02	35	25	269	.714	2	1	100.8	W	44-7
12/22/02	37	19	133	.514	1	1	57.6	L	17-30
09/21/03	25	15	181	.600	0	0	82.3	W	23-16
12/20/03	25	15	138	.600	2	0	101.8	W	21-16
10/24/04	29	20	230	.690	1	0	104.1	W	13-7
12/26/04	32	21	264	.656	2	0	112.0	W	23-7
12/04/05	37	27	271	.730	0	0	93.4	W	16-3
12/26/05	29	18	185	.621	2	1	89.0	W	31-21
09/17/06	29	15	220	.517	1	1	73.9	W	24-17
11/12/06	36	24	253	.667	1	1	84.6	L	14-17
01/07/07*	34	22	212	.647	2	0	101.6	W	37-16
09/09/07	28	22	297	.786	3	0	146.6	W	38-14
12/16/07	27	14	140	.516	0	1	51.5	W	20-10
9/20/09	47	23	216	.489	0	1	53.1	L	9-16
<b>Totals</b>	<b>488</b>	<b>305</b>	<b>3052</b>	<b>.625</b>	<b>17</b>	<b>7</b>	<b>87.7</b>		<b>12-3</b>

\*playoff game



# PATRIOTS VS. JETS

## CONNECTIONS

- Jets **QB Coach Matt Cavanaugh** was a second round selection of the Patriots in 1978 and spent five seasons with New England.
- Jets **WR Coach Henry Ellard** was a member of the New England Patriots during the 1998 season.
- Patriots **WR Randy Moss** passed Jets **WR Coach Henry Ellard** on the All-Time Receiving list two weeks ago.
- Jets backup **QB Erik Ainge** is the nephew of Boston Celtics General Manager Danny Ainge and the grandson of Don Ainge, a draftee of the Boston Red Sox.
- Patriots **QB Tom Brady** and Jets **K Jay Feely** were teammates at Michigan from 1996-1999.
- Patriots **DL Jarvis Green** and Jets **DE Howard Green** are cousins.
- Jets **S James Ihedigbo** is a native of Amherst, Mass. and walked onto the UMass football team, where he started for three years and was a captain his senior year.
- Jets **LB/Special Teamer Larry Izzo** was a member of the New England Patriots for 8 seasons, from 2001-2008. Larry so enjoyed his time in the area that he named his first-born son "Boston," born in the spring of 2009.
- Jets **T Damien Woody** won two Super Bowls as a member of the Patriots from 1999-2003. Woody also attended Boston College and was a three-year starter from 1996-1998.
- Patriots **LB Jerod Mayo** and Jets backup **QB Erik Ainge** both 'Volunteered' for the Tennessee football team together from 2005-2007.
- Patriots **S Brandon McGowan** and Jets **DE Mike DeVito** were teammates at Maine in 2003-2004.
- Patriots **RB Kevin Faulk** and Jets **G Alan Faneca** were Tiger teammates at LSU from 1995-1997.
- Patriots **LB Pierre Woods** and Jets **LB David Harris** were teammates at Michigan from 2003-2005.
- Jets **QB Kevin O'Connell** was waived by the Patriots August 30, 2009, claimed by the Lions September 1, and subsequently traded to the Jets September 6.
- Patriots **S Brandon McGowan** and Jets **RB Thomas Jones** played together for the Chicago Bears from 2005-2006.
- Patriots **WR Sam Aiken** and Jets **S Sam Leonhard** both played for the Buffalo Bills from 2005-2007.
- Patriots **LB Tully Banta-Cain** and Jets **CB Donald Strickland** played for the 49ers in 2007 & 2008.
- Patriots **TE Chris Baker** was a Jet from 2002-2008 and registered a career high 8 receptions in a game at New England (12/16/07).
- Patriots **LB Adalius Thomas**, Jets **DE Marques Douglas** and Jets **LB Bart Scott** played together in Baltimore from 2002-2004.
- Patriots head coach **Bill Belichick** was the Jets' assistant head coach/secondary for three seasons (1997-99).
- Defensive line coach **Pepper Johnson** played for two seasons with the Jets from 1997-98 before retiring in 1999.

## PRO BOWL BALLOTING BEGINS

NFL Pro Bowl balloting runs from through Dec. 22. Fans may vote for their favorite NFL players to represent the AFC and NFC in the 2010 Pro Bowl on Sunday, Jan. 31 at the site of the Super Bowl in South Florida. Fans may vote online at [nfl.com/probowl](http://nfl.com/probowl) or on Web-enabled mobile phones by going to NFL.com. The AFC and NFC All-Star squads are determined by the consensus votes of fans, players and coaches.



NFL ALL-STAR GAME  
SOUTH FLORIDA

## JETS 16, PATRIOTS 9

September 20, 2009 ★ Giants Stadium

	1	2	3	4	Final
New England Patriots	3	6	0	0	—9
New York Jets	0	3	10	3	—16

Quarterback Tom Brady was unable to register his 30<sup>th</sup> career comeback when the New York Jets stopped two Patriots drives in the final five minutes to gain a 16-9 victory. It marked the Jets first win against the Patriots at the Meadowlands since the 2000 season.

Down 16-9, the Patriots started a drive at their own 20-yard line with 5:01 remaining. After failing to convert a third-and-one situation from their own 34-yard line, the Patriots were forced to punt. The New England defense held the Jets on the ensuing series and got the ball back at the 10-yard line with 1:48 left to play and a chance to send the game into overtime. The Jets' defense knocked away Brady's fourth-down pass to WR Joey Galloway, and the Jets were able run off the last minute to seal the victory.

The Patriots offense was held without a touchdown for the first time since a 21-0 shutout at Miami in 2006. The Patriots' only scores came off three field goals by K Stephen Gostkowski. Gostkowski connected on a 45-yard field goal in the first quarter, and a 25-yarder and a 29-yarder in the second quarter.

Gostkowski's last field goal in the second half came after a third-down pass from Brady was tipped and then almost grabbed in the back of the end zone by WR Randy Moss, who could not hold on to the ball after being hit in the back.

The Patriots took a 9-3 lead into the half with the Jets gaining just 57 yards of total offense. Rookie QB Mark Sanchez was held to just three completions for 15 yards in the half.

The Jets opened the second half by scoring ten points on their first two drives to take a 13-9 lead. After taking the second half kickoff to midfield, Sanchez completed a 45-yard pass to WR Jerricho Cotchery on the first play to give New York a first down at the 11-yard line. Two plays later, Sanchez connected with TE Dustin Keller for the go-ahead touchdown on a nine-yard score for a 10-9 lead. After stopping New England on three-straight plays, the Jets started their next drive at their own 45-yard line. Sanchez converted a big third-and-nine play that helped the Jets get into range for a field goal to extend their lead to 13-9 midway through the third quarter. New England missed a scoring opportunity later in the third quarter when they drove to the New York 36-yard line. Two consecutive delay of game penalties pushed the Patriots out of scoring position.

Sanchez completed two more third-down plays on a Jets drive late in the third that ended with a fourth quarter field goal by New York for a 16-9 lead.

While Brady was without one of his favorite targets due to an injury to Wes Welker, rookie WR Julian Edelman had a big game in his debut. He caught eight passes for 98 yards, including five receptions of 10 or more yards.

## 2009 HONORS AND AWARDS

### QB Tom Brady

- AFC Offensive Player of the Week (Wk. 1 vs. Buffalo)
- AFC Offensive Player of the Week (Wk. 6 vs. Tennessee)
- AFC Offensive Player of the Month (October)

### S Brandon Meriweather

- AFC Defensive Player of the Week (Wk. 7 at Tampa Bay)
- ESPN, *Sports Illustrated* and *Pro Football Weekly* midseason All-Pro

### K Stephen Gostkowski

- AFC Special Teams Player of the Week (Wk. 9 vs. Miami)
- *Sports Illustrated* midseason All-Pro





# LAST WEEK: PATRIOTS-COLTS

## COLTS 35, PATRIOTS 34

November 15, 2009 ★ Lucas Oil Stadium

	1	2	3	4	Final
New England Patriots	7	17	0	10	34
Indianapolis Colts	7	7	0	21	35

The Indianapolis Colts scored two touchdowns in the final two and a half minutes of the game to complete a 17-point fourth quarter comeback in a 35-34 win over the New England Patriots in a Sunday Night Football game at Lucas Oil Stadium.

New England entered the fourth quarter with a 24-14 lead and kicked a field goal to take a 34-21 lead with 4:17 left in regulation. Indianapolis scored on its ensuing drive to make it 34-28 with 2:23 left to play. The Patriots were faced with a 4th-and-2 situation at their own 28-yard line with 2:08 left. New England elected to go for the first down and run out the clock to secure the victory. Instead, QB Tom Brady's pass to RB Kevin Faulk was stopped short of the first down, allowing the Colts to take over at the New England 29-yard line with 2:00 minutes remaining in the game.

Indianapolis QB Peyton Manning moved the Colts to the 1-yard line before completing the go-ahead touchdown on a 1-yard pass to WR Reggie Wayne to rally the Colts to a 35-34 lead with 13 seconds to play.

Brady was 29-of-42 for 375 yards with three touchdowns. Randy Moss finished with nine catches for 179 yards and two touchdowns. Despite the impressive offensive output, New England had two costly turnovers that ended scoring threats on consecutive drives in the third quarter. On New England's first drive in the third quarter, Brady was intercepted in the end zone on a pass to Moss. On their next set of downs, New England drove to the Indianapolis 1-yard line before RB Laurence Maroney fumbled on a run into the end zone.

After trading scores in the first quarter, Brady took control in the second quarter. He took the Patriots on a drive that ended in a field goal to take the lead, hooked up with Moss on a 63-yard touchdown and threw a nine-yard touchdown pass to WR Julian Edelman for a 24-7 lead with 7:19 left in the half. New England's 24 points were more than Indianapolis had allowed in any game in 2009. Manning led a drive that ended in a 20-yard score to Wayne before the half to make it 24-14 at halftime.

Brady connected with Moss on a 5-yard touchdown early in the fourth quarter for a 31-14 lead. After a Colts touchdown made it 31-21, New England added a field goal with 4:17 to play to take a 34-21 lead.

### PATRIOTS SCORE AGAINST STINGY COLTS DEFENSE

The New England offense scored 34 points against an Indianapolis defense that entered the game ranked first in the NFL in fewest points allowed per game with 13.5 points per game. The most points they allowed in a single game was 23 by Miami.

### MAYO REGISTERS FIRST NFL SACK

Jerod Mayo dropped QB Peyton Manning for an 11-yard sack in the second quarter for his first NFL sack.

### WELKER HAS 69-YD PUNT RETURN

Welker's 69-yard punt return in the third quarter is his longest punt return as a member of New England, besting a 44-yard return vs. Denver (10-20-08). It is the second longest punt return of his career to a 71-yard return he had vs. New England (12-20-04) while with Miami. It is the longest punt return for New England since Troy Brown had an 85-yard touchdown return on December 9, 2001 vs. Cleveland.

### MOSS BECOMES 7th TO REACH 14,000 YARDS

WR Randy Moss became the seventh player in NFL history to reach 14,000 receiving yards. Moss entered the game needing 87 receiving yards to reach the 14,000 milestone. He caught four first half passes for 144 yards to reach 14,000 yards. He reached the milestone on a 63-yard touchdown pass from Brady in the second quarter.

### MOSS BECOMES THE 11th PLAYER TO REACH 900 RECEPTIONS

Moss became the 11<sup>th</sup> player in NFL history to reach 900 receptions with nine receptions against the Colts. He entered the game with 892 career receptions and added nine to reach 901.

### BRADY MOVES PAST BRODIE ON ALL-TIME LIST

QB Tom Brady entered the game in 21<sup>st</sup> place on the NFL's All-Time Touchdown list with 213. He threw three touchdown passes to move past John Brodie (214) into 20<sup>th</sup> place on the all-time list and now has 216 career touchdown passes. Steve Young is 19<sup>th</sup> on the list with 232 touchdown passes.

### BRADY HAS FOURTH STRAIGHT 300-YD GAME

Brady had his fourth straight 300-yard game (380, 308, 332, 375) and his fifth of the 2009 season. The four consecutive 300-yard games are a personal best for Brady. The NFL record for most consecutive 300-yard games is six by Steve Young (1998), Kurt Warner (2000) and Rich Gannon (2002).

### BRADY HAS FIVE 300-YARD GAMES IN 2009

Brady now has five 300-yard games in 2009. The five 300-yard games are second to Brady's team-record for most 300-yard games in a season with eight in 2007. The NFL record for most 300-yard games in a single season is 10 by Rich Gannon (2002) and Drew Brees (2008).

### BRADY TO MOSS AGAIN

Brady and Moss connected on a 55-yard play in the first quarter and a 63-yard touchdown pass in the second quarter. The 63-yard touchdown is the second longest play of the season to the 71-yard touchdown from Brady to Moss vs. Miami (11/8).

### EDELMAN SCORES FIRST NFL TOUCHDOWN

WR Julian Edelman returned to action after missing two games with an injury and scored his first NFL touchdown on a 9-yard pass from Brady in the second quarter.

### KEVIN FAULK HAS HIS BEST GAME SINCE 2004

RB Kevin Faulk had 79 yards rushing on 12 attempts for a 6.6-yard average. It was his most productive rushing game since gaining 87 yards on December 5, 2004 at Cleveland.

### WELKER KEEPS IT UP

Welker has seven straight games with six or more receptions after finishing with nine receptions. The record for most consecutive games with 6+ receptions is 16 by Marvin Harrison from 2002-03. Welker has caught six or more passes in 21 of his last 23 regular-season games.

### WELKER IS AVERAGING 9.1 CATCHES PER GAME

Welker is averaging 9.1 catches per game in the seven games he has played (He missed two games due to injury). If he continues that pace in the remaining games he will reach 127 receptions for the season. That number would be second in NFL history to Marvin Harrison's NFL record of 143 set in 2002.

### MOSS GOES OVER 100 YARDS RECEIVING

Moss had his fifth 100-yard game of 2009 after finishing with nine catches for 179 yards. His personal record for 100-yard games in a single season is nine set in 2007. The NFL record is 11 by Michael Irvin in 1995. It is Moss's 64<sup>th</sup> NFL 100-yard game, which is second in NFL history to Jerry Rice, who had 76 career 100-yard games.



# INSIDE THE NUMBERS

## MILESTONES APPROACHING

2

The number of 300-yard games QB Tom Brady needs to have in the next two games to tie the NFL record for most consecutive games with 300 yards. Brady has four consecutive 300-yard games. The NFL record is six by Steve Young (1998), Kurt Warner (2000) and Rich Gannon (2002).

4

The number of 10-plus reception games Wes Welker needs in 2009 to match the single-season record of seven set by Houston's Andre Johnson in 2008. Welker has three 10-plus reception games so far this season.

12

The number of 100-yard receiving games WR Randy Moss (64) needs to tie WR Jerry Rice's NFL record of 76 100-yard receiving games.

109

The number of yards WR Randy Moss (891) needs to join Jerry Rice (14) as the only players in NFL history with 10 seasons with 1,000 receiving yards.

261

The number of passing yards Brady needs to reach 3,000 passing yards for the season and tie Drew Bledsoe's team record of seven seasons of 3,000 or more yards.

473

The number of passing yards QB Tom Brady (29,185) needs to pass Patriots' all-time leader Drew Bledsoe (29,657).

## PATRIOTS HALL OF FAME

2

The number of Patriots Hall of Famers who also won League MVP honors (Gino Cappelletti in 1964 and Jim Nance in 1966).

4

The number of Patriots Hall of Famers who are also in the Pro Football Hall of Fame (John Hannah, Andre Tippett, Mike Haynes and Nick Buoniconti).

14

The number of players in the Patriots Hall of Fame following the induction of former RB Jim Nance.

21

The number of game balls on display representing the Patriots' 21-game overall winning streak (including playoffs) from 2003-04. The exhibit contains an actual game ball from each of the 21 straight victories.

## STREAKING

8

The number of consecutive seasons in which the Patriots have won nine or more regular-season games. They are the only team in the NFL to have won at least nine games in each of the last eight seasons entering 2009.

14

The number of consecutive regular-season games the Patriots have won when a New England player has a 100-yard rushing game. The last time New England lost a game in which one of its runners broke the 100-yard mark was on Dec. 20, 2004, when the Patriots lost 29-28 at Miami despite a 121-yard effort by Corey Dillon.

20

The number of consecutive home games won by Tom Brady, including the postseason.

166

The number of consecutive home games the Patriots have sold out. The streak includes every preseason, regular-season and playoff game since the 1994 regular-season opener.

## ACCOMPLISHMENTS

7

The number of NFL receivers that have reached 14,000 receiving yards. Last week, WR Randy Moss became the seventh player to reach the milestone.

11

The number of NFL receivers that have reached 900 career receptions. Moss became the 11<sup>th</sup> player to reach the milestone and now has 901 career receptions.

14

The number of times QB Tom Brady has earned AFC Offensive Player of the Week honors, after earning the award for his 378-yard passing effort in the Patriots' come-from-behind 25-24 win on opening week vs. Buffalo and for a 6 TD effort vs. Tennessee.

26

The number of NFL running backs who have reached at least 400 career receptions. Kevin Faulk became the 26<sup>th</sup> player with 2 receptions vs. Tampa Bay.

28

The number of regular season 300-yard passing games by Tom Brady, a new team record. Brady's four 300-yard games in 2009 moved him past QB Drew Bledsoe (26) for the team record.

49

The number of 100-yard games by RB Fred Taylor, which ranks ninth in NFL history.

63

The number of 100-yard receiving games by WR Randy Moss, which ranks second in NFL history to WR Jerry Rice's 76 100-yard receiving games.

## THE KRAFT ERA

3

The number of Super Bowl championships the Patriots have won since Robert Kraft purchased the team in 1994. That mark is the highest total in the NFL over that span. Only Denver (2: 1997 and 1998) and Pittsburgh (2: 2005 and 2008) have won multiple Super Bowl titles since 1994.

5

The number of conference championships the Patriots have won since Robert Kraft purchased the team in 1994. That mark is the highest total in the NFL over that span. Pittsburgh has won three conference titles since 1994.

17

The number of playoff games the Patriots have won since Robert Kraft purchased the team in 1994. That mark is the highest total in the NFL over that span. Pittsburgh ranks second with 15 playoff wins over that span.

24

The number of playoff games the Patriots have appeared in since 1994. The mark is the highest in the NFL, ahead of the 23 games played by Pittsburgh.

## THE BELICHICK ERA

4

Bill Belichick is one of just four head coaches to win three championships since the Super Bowl era began following the 1966 season. Coach Belichick joins three members of the Pro Football Hall of Fame in the exclusive club (Chuck Knoll 4, Joe Gibbs 3, and Bill Walsh 3). Belichick is the only coach to win three Super Bowls in the post-1993 salary cap era.

103-34

The Patriots' regular-season record since 2001 under Head Coach Bill Belichick. Under Belichick, the Patriots have won 75.2 percent of their regular-season games, recording the highest winning percentage of any major American professional sports team over that span.



# ROBERT KRAFT NEWS & NOTES

Since Robert Kraft purchased the team in 1994, the Patriots have experienced one of the most dramatic turnarounds in the history of sports. In 15 seasons of ownership, Kraft has transformed one of the league's least successful clubs into what many observers view as a model NFL franchise. In the five seasons immediately preceding his purchase (1989-93), the Patriots were a moribund team, winning just 19 of 80 games (.311 pct.) and recording the worst record in the NFL over that span. When he bought the franchise on Jan. 21, 1994, Kraft announced his intention to bring a championship to New England, a tall order considering the team's previous success rate. But under Kraft's leadership, the Patriots have won eight division titles, five conference crowns and three Super Bowl championships. The Patriots have made five Super Bowl appearances since Kraft purchased the team, a period during which no other NFL franchise has earned more than three berths.



	Pre-Kraft 1960-93	1989-93	Kraft Era 1994-09
Overall Record	225-276-9	19-61	179-94
Winning Pct.	.450	.311	.656
Super Bowl Titles	0	0	3
Conference Titles	1	0	5
Division Titles	3	0	8
Playoff Seasons	5	0	10
Playoff Record	4-6	--	17-7
Home Playoff Games	1	0	11
Home Playoff Record	0-1	--	11-0

## A CHAMPIONSHIP TRADITION

The Patriots, the Los Angeles Lakers and the San Antonio Spurs are the only teams from the four major professional sports leagues to have won three titles since 2001.

### MULTIPLE LEAGUE CHAMPIONSHIPS SINCE 2001

Team	League	Titles
New England Patriots	NFL	3
Los Angeles Lakers	NBA	3
San Antonio Spurs	NBA	3
Boston Red Sox	MLB	2

### CHAMPIONSHIP GAME/SERIES APPEARANCES SINCE 1994

Team	League	Appearances
New York Yankees	MLB	7
Los Angeles Lakers	NBA	6
Detroit Red Wings	NHL	6
New England Patriots	NFL	5
San Antonio Spurs	NBA	4
New Jersey Devils	NHL	4

## SELLOUT STREAK

In the early 1990s, the Patriots seemed destined for relocation until Robert Kraft's purchase of the team rejuvenated local interest. In 1991, the season ticket base was just 17,635, barely enough to support the club. Now, the season-ticket base stands at a capped total of 61,759 and more than 50,000 fans are on a waiting list. The Patriots have sold out 166 consecutive home games (dating back to the 1994 regular-season opener).

## SUCCESS STORY

Since Robert Kraft purchased the team in 1994, the Patriots have been one of the NFL's elite franchises. Over the first 15-plus years of Kraft's ownership, the Patriots own the NFL's highest winning percentage and have won more Super Bowl titles, more conference championships and more playoff games than any other NFL team.

## SINCE ROBERT KRAFT PURCHASED THE TEAM IN 1994...

### TOTAL VICTORIES SINCE 1994 (Incl. Postseason)

New England Patriots	179
Pittsburgh Steelers	172
Green Bay Packers	165
Indianapolis Colts	164
Denver Broncos	159
Philadelphia Eagles	149

### WINNING PERCENTAGE SINCE 1994 (Incl. Postseason)

Team	W	L	T	Pct.
New England Patriots	179	94	0	.656
Pittsburgh Steelers	172	99	1	.635
Green Bay Packers	165	103	0	.616
Indianapolis Colts	164	104	0	.612
Denver Broncos	159	103	0	.607
Philadelphia Eagles	149	118	2	.558
Minnesota Vikings	146	116	0	.557

### SUPER BOWL CHAMPIONSHIPS SINCE 1994

New England Patriots	3
Pittsburgh Steelers	2
Denver Broncos	2
9 Teams	1

### CONFERENCE CHAMPIONSHIPS SINCE 1994

New England Patriots	5
Pittsburgh Steelers	3
Denver Broncos	2
Green Bay Packers	2
St. Louis Rams	2
16 Teams	1

### PLAYOFF VICTORIES SINCE 1994

New England Patriots	17
Pittsburgh Steelers	15
Green Bay Packers	11
Philadelphia Eagles	11
Indianapolis Colts	9

### PLAYOFF GAMES PLAYED SINCE 1994

New England Patriots	24
Pittsburgh Steelers	23
Green Bay Packers	20
Philadelphia Eagles	20
Indianapolis Colts	19
Denver Broncos	13
San Francisco 49ers	13

### PLAYOFF SEASONS SINCE 1994

Indianapolis Colts	11
New England Patriots	10
Green Bay Packers	10
Pittsburgh Steelers	9
Philadelphia Eagles	9
Dallas Cowboys	8

### PLAYOFF WINNING PERCENTAGE SINCE 1994

Team	W	L	Pct.
New England Patriots	17	7	.708
Arizona Cardinals	4	2	.666
Pittsburgh Steelers	15	8	.652
Baltimore Ravens	7	4	.636
Denver Broncos	8	5	.615
Carolina Panthers	6	4	.600

## ANNUAL ACHIEVEMENTS

The Patriots are the only team in the NFL to have recorded nine or more wins in each of the last eight seasons, including 2008. The Patriots have won 10 or more games seven times in the last eight seasons and have won 11 or more games six times in the last eight seasons.

### MOST SEASONS OF 9+ WINS SINCE 2001

New England	8	Denver	5
Indianapolis	7	Dallas	5
Pittsburgh	6	Tennessee	4
Philadelphia	5	N.Y. Giants	4
Seattle	5	Baltimore	4
Green Bay	5		



# BILL BELICHICK NEWS & NOTES

## THE HEAD COACH

**Overall Record:** 159-93 (.631)  
**Regular Season:** 144-89 (.618)  
**Postseason:** 15-4 (.789)  
**With Patriots overall:** 122-48 (.718)  
**Overall since 2001:** 117-37 (.760)  
**Super Bowl Titles:** 5 (86, 90, 01, 03, 04)  
**Conf. Titles:** 7 (86, 90, 96, 01, 03, 04, 07)  
**Division Titles:** 13 (75, 78, 86, 89, 90, 96, 98, 01, 03, 04, 05, 06, 07)



Bill Belichick is the only head coach in NFL history to win three Super Bowl titles in a four-year span. Belichick spent 20 years as an assistant coach in the NFL and this is his 15<sup>th</sup> season as a head coach. According to the Elias Sports Bureau he is the only man in NFL history to serve 20 or more seasons as an assistant coach and at least 15 seasons as a head coach. Over a 100-game span from 2003-08, Belichick directed the team to an 82-18 record, marking the best 100-game span for any team in NFL history. In the 2007 season, Belichick led the Patriots to the fourth undefeated and untied regular season in the NFL's 88-year history and the first since the NFL established a 16-game schedule in 1978. He has led the Patriots to the Super Bowl four times in the last eight seasons and has produced six division championships in the last eight seasons, including five straight from 2003-07. Belichick's Patriots teams own the all-time NFL records for consecutive total victories (21 from 2003-04), consecutive regular-season victories (21 from 2006-08) and consecutive playoff victories (10 from 2001-05). Belichick owns the second best postseason record in NFL history (15-4) and is the winningest NFL head coach since 2001 (117-37). From 2003-04, he directed the Patriots to back-to-back Super Bowl titles while posting consecutive 17-win campaigns. Belichick has spent more seasons in the league than any other current NFL head coach, and in that time has been a part of five Super Bowl championship teams. His overall record of 122-48 with the Patriots gives him the most victories and the best winning percentage of any head coach in franchise history.

## ELITE COMPANY

Bill Belichick is one of nine NFL head coaches to win three or more championships since the league began postseason play in 1933. With the Patriots' victory in Super Bowl XXXIX, Belichick joined an exclusive club in which each of the eight other members has been enshrined in the Pro Football Hall of Fame.

### HEAD COACHES WITH THREE OR MORE NFL TITLES

(Listed alphabetically)

Head Coach	Championship Team(s)
<b>Bill Belichick</b>	<b>New England Patriots</b>
Paul Brown	Cleveland Browns
Weeb Ewbank	Baltimore Colts, New York Jets
Joe Gibbs	Washington Redskins
George Halas	Chicago Bears
Curly Lambeau	Green Bay Packers
Vince Lombardi	Green Bay Packers
Chuck Noll	Pittsburgh Steelers
Bill Walsh	San Francisco 49ers

## BELICHICK'S PATRIOTS RENAISSANCE

Any successful project requires a sound plan, and once head coach Bill Belichick implemented his design on the Patriots, his approach has given him the best record of any NFL head coach who has coached at least 40 games since 2001.

### NFL COACHES' RECORDS SINCE 2001

Coach	Team	W	L	Pct.
<b>Bill Belichick</b>	<b>NE</b>	<b>117</b>	<b>37</b>	<b>.760</b>
Tony Dungy	TB/IND	101	41	.711
Mike Tomlin	PIT	31	14	.689
Wade Phillips	ATL/DAL	30	15	.667
Bill Cowher	PIT	70	35	.665
Andy Reid	PHI	95	56	.628
Mike Martz	STL	46	29	.613

## BELICHICK WINS 100<sup>th</sup> REGULAR-SEASON GAME WITH PATRIOTS

The Patriots' victory over Oakland on Dec. 14, 2008 was Bill Belichick's 100th regular-season victory as Patriots head coach. His 100th victory came in his 142nd regular-season game as head coach, and only three NFL coaches have won their 100<sup>th</sup> game with a team in fewer tries – Oakland's John Madden (136 games), Miami's Don Shula (137) and Cleveland's Paul Brown (138).

## AMONG THE GREATS

Coach Belichick has recorded 159 career wins and is one of 17 coaches in NFL history to win 150 or more games. Belichick owns a career winning percentage of .633, which is third all-time, behind Don Shula (.666) and George Halas (.682).

### TOP WINNING PERCENTAGE AMONG HEAD COACHES WITH AT LEAST 150 WINS (INCL. POSTSEASON)

Head Coach	Team(s)	Years	W	L	T	Pct.
George Halas	CHI	1920-29,33-41,46-55,58-67	324	151	31	.682
Don Shula	BAL/MIA	1963-95	347	173	6	.666
<b>Bill Belichick</b>	<b>CLV/NE</b>	<b>1991-95,00-09</b>	<b>159</b>	<b>93</b>	<b>0</b>	<b>.631</b>
Curly Lambeau	GB/CHC/WAS	1921-53	229	134	22	.630
Joe Gibbs	WAS	1981-92,04-07	171	101	0	.629

NOTE: Winning percentage calculated using current NFL rules, counting a tie as a half-win, half-loss.

## SUPER SUCCESS

Bill Belichick is one of just four head coaches to win three Super Bowl championships. Belichick is the only coach to win three Super Bowls in the post-1993 salary cap era.

### MOST SUPER BOWL VICTORIES

Head Coach	Team	Titles	Seasons
Chuck Noll	PIT	4	1974, 1975, 1978, 1979
<b>Bill Belichick</b>	<b>NE</b>	<b>3</b>	<b>2001, 2003, 2004</b>
Joe Gibbs	WAS	3	1982, 1987, 1991
Bill Walsh	SF	3	1981, 1984, 1988

NOTE: Sorted by most recent championship. Super Bowls have determined NFL champion since 1966.

## PLAYOFF SUCCESS

Coach Belichick has won 15 career playoff games, a total that is the fifth-highest by a head coach in NFL history.

### MOST PLAYOFF WINS BY AN NFL HEAD COACH

Coach	Team(s)	Wins
Tom Landry	Dallas Cowboys	20
Don Shula	Baltimore Colts, Miami Dolphins	19
Joe Gibbs	Washington Redskins	17
Chuck Noll	Pittsburgh Steelers	16
<b>Bill Belichick</b>	<b>Cleveland Browns, New England Patriots</b>	<b>15</b>

## POSTSEASON PROWESS

Bill Belichick is the second winningest head coach in NFL playoff history, trailing only the legendary Vince Lombardi, whose name is emblazoned on the Super Bowl trophy.

### BEST POSTSEASON RECORDS IN NFL HISTORY

Head Coach	Team(s)	W	L	Pct.
Vince Lombardi	GB/WAS	9	1	.900
<b>Bill Belichick</b>	<b>CLE/NE</b>	<b>15</b>	<b>4</b>	<b>.789</b>

## TOPS IN TEAM HISTORY

Bill Belichick is the most successful head coach in Patriots history. He has recorded more wins (122) and a higher winning percentage (.718) than any of the 13 previous head coaches.

### WINNINGEST HEAD COACHES IN PATRIOTS HISTORY

Coach	Years	Career Winning Pct.	Overall W-L-T	Playoff W-L
<b>Bill Belichick</b>	<b>2000-09</b>	<b>.718</b>	<b>122-48-0</b>	<b>14-3</b>
Raymond Berry	1984-89	.554	51-41-0	3-2
Pete Carroll	1997-99	.549	28-23-0	1-2
Ron Meyer	1982-84	.529	18-16-0	0-1





# QB Tom Brady News & Notes

## RECORDING SUCCESS

Tom Brady has quarterbacked the Patriots to victories in 93 of his 120 career regular-season starts, compiling a .775 winning percentage and giving him the best record of any quarterback in the Super Bowl Era (since 1966). Including his 14-3 record in the playoffs, he is 107-30 (.781) as a starter.



## TOP WINNING PERCENTAGES IN SUPER BOWL ERA

(Since 1966, Minimum 50 Starts, Regular Season Only)

Player	Team(s)	Years	W	L	T	Pct.
<b>Tom Brady</b>	<b>NE</b>	<b>2000-09</b>	<b>93</b>	<b>27</b>	<b>0</b>	<b>.775</b>
Roger Staubach	DAL	1969-79	85	29	0	.746
Joe Montana	SF/KC	1979-94	117	47	0	.713

## ACTIVE QUARTERBACKS WINNING PERCENTAGE

Minimum 32 Starts (two full seasons), Regular Season Only

Quarterback	Team(s)	W	L	T	Pct.
<b>Tom Brady</b>	<b>NE</b>	<b>93</b>	<b>27</b>	<b>0</b>	<b>.775</b>
Philip Rivers	SD	32	11	0	.744
Ben Roethlisberger	PIT	45	19	0	.703
Peyton Manning	IND	115	55	0	.676
Donovan McNabb	PHI	79	41	0	.658
Brett Favre	GB/NYJ/MIN	168	94	0	.641
Jake Delhomme	CAR	43	32	0	.573

## MOST VICTORIES / FIRST 100 STARTS IN SUPER BOWL ERA

Player	Team(s)	1st Start	100th Start	Wins
<b>Tom Brady</b>	<b>NE</b>	<b>9/30/01</b>	<b>10/14/07</b>	<b>76</b>
Roger Staubach	DAL	9/20/70	9/16/79	76
Ken Stabler	OAK/HOU	10/17/71	9/21/80	72
Terry Bradshaw	PIT	9/20/70	11/27/78	68
Brett Favre	GB	9/27/92	10/25/98	68
Joe Montana	SF	12/2/79	9/18/88	68

## TOM BRADY'S RECORD AS A STARTER

	Reg. Season	Playoffs	Total
<b>Overall:</b>	<b>93-27</b>	<b>14-3</b>	<b>107-30</b>
Home:	51-10	8-0	59-10
Road:	42-17	6-3*	48-20*

### By Yardage Total

Less than 200:	21-11	3-0	24-11
200-299:	47-13	9-2	56-15
300 or more:	25-3	2-1	27-4

### Other Records

On Artificial Turf:	42-3	4-1	46-4
Temp. Below 40:	20-3	8-0	28-3
Thanksgiving or later:	34-6	14-3	48-9
Leading at Halftime:	73-5	10-2	83-7
Leading after 3 Qtrs:	76-3	9-2	85-5
Overtime:	6-1	1-0	7-1
Final margin <7 pts:	26-4	6-2	32-6
Final margin <4 pts:	16-6	6-1	22-7
Passer rating >100.0:	48-2	6-0	54-2

\*-Includes three Super Bowls at neutral sites

## WINNINGEST COACH/QB TANDEM

Bill Belichick and Tom Brady are 93-27 (.775) as a head coach-starting quarterback tandem, marking the best winning percentage of any coach-quarterback tandem since the 1970 AFL-NFL Merger. In the playoffs, the tandem is 14-3 (.824), for an overall record of 107-30 (.781).

## WINNINGEST COACH/QB TANDEM SINCE 1970

(Regular Season Only)

Quarterback/Head Coach	Team	W	L	T	Pct.
<b>Tom Brady/Bill Belichick</b>	<b>NE</b>	<b>93</b>	<b>27</b>	<b>0</b>	<b>.775</b>
Ken Stabler/John Madden	OAK	60	19	1	.756
Jim McMahon/Mike Ditka	CHI	46	15	0	.754
Peyton Manning/Tony Dungy	IND	73	24	0	.753

## AFC OFFENSIVE PLAYER OF THE MONTH

Brady was named AFC Offensive Player of the Month for October, the third time in his career he has earned such an honor.

## BRADY IN ELITE COMPANY

Tom Brady passed Steve Grogan into second place on the Patriots all-time passing yards list at the Jets (9/20/09) and needs 473 yards to pass Drew Bledsoe and take over first place in franchise history.

## PATRIOTS ALL-TIME LEADING PASSERS

Player	YEARS	ATT	COMP	YARDS
Drew Bledsoe	1993-01	4,518	2,544	29,657
<b>Tom Brady</b>	<b>2000-09</b>	<b>4,005</b>	<b>2,534</b>	<b>29,185</b>
Steve Grogan	1975-90	3,593	1,879	26,886

## 30,000 YARDS PASSING WITHIN REACH

Brady needs 815 yards to reach the 30,000-yard milestone. Brady and Drew Brees (New Orleans, 28,817) may hit the mark in 2009. Kurt Warner reached the milestone in Week 6 and Donovan McNabb reached 30,000 in Week 7. If all of those other players reach the milestone, then the NFL list will expand to 32 players in NFL History.

## 200 TOUCHDOWNS

Brady became the 27th player in NFL history to reach 200 touchdowns with his 36-yard touchdown pass to TE Chris Baker in the fourth quarter of the Atlanta game (9/27). Brady reached the milestone in a short period of time. His 216 career NFL touchdowns are 20<sup>th</sup> on the NFL list.

## NFL RECORD BOOK / FASTEST TO 200 TOUCHDOWN PASSES

Games	Player	Team(s)	NFL Debut	200th TD
89	Dan Marino	Miami	9/19/83	9/17/89
106	Peyton Manning	Indianapolis	9/6/98	11/21/04
107	Brett Favre	Atlanta/Green Bay	10/27/91	11/15/98
<b>116</b>	<b>Tom Brady</b>	<b>New England</b>	<b>11/23/00</b>	<b>9/27/09</b>
121	Johnny Unitas	Baltimore Colts	1956	1963

## BRADY'S COMEBACKS

Tom Brady has engineered 29 career game-winning performances to lead his team to a victory from a fourth-quarter deficit or tie. He has accomplished the feat 23 times in the regular season and six times in the playoffs.

## TOM BRADY'S GAME-WINNING PERFORMANCES (29)

Date	Opp.	Score	Time Remaining				Passing Statistics <sup>^</sup>				Final
			in Reg.	Att	Cmp	Yds	TD	Int			
09/14/09	BUF	13-24	5:32	11	13	112	2	0			25-24
12/29/07	at NYG	23-28	15:00	12	8	130	1	0			38-35
12/03/07	at BAL	17-24	14:25	17	7	113	1	0			27-24
11/25/07	PHI	24-28	15:00	16	11	109	0	0			31-28
11/04/07	at IND	10-20	9:42	10	8	144	2	0			24-20
01/14/07	at SD*	13-21	8:35	14	9	122	1	1			24-21
12/03/06	DET	13-21	13:07	15	14	101	0	0			28-21
11/26/06	CHI	10-10	14:46	7	6	98	1	0			17-13
11/13/05	at MIA	15-16	2:53	2	2	76	1	0			23-16
10/30/05	BUF	7-16	10:07	4	4	69	0	0			21-16
10/09/05	at ATL	28-28	3:52	2	2	17	0	0			31-28
09/25/05	at PIT	10-13	14:19	12	12	167	0	0			23-20
02/06/05	PHI**	14-14	15:00	4	2	33	0	0			24-21
10/03/04	at BUF	17-17	15:00	4	2	8	1	0			31-17
02/01/04	CAR**	29-29	1:08	5	4	47	0	0			32-29
01/10/04	TEN*	14-14	15:00	11	6	27	0	0			17-14
11/30/03	at IND	31-31	10:21	6	3	31	1	0			38-34
11/23/03	at HST	13-20	3:11	14	10	133	1	0			23-20 ot
11/03/03	at DEN	23-26	2:51	4	5	58	1	0			30-26
10/19/03	at MIA	13-13	15:00	10	7	147	1	0			19-13 ot
10/05/03	TEN	24-27	4:40	1	1	15	0	0			38-30
12/29/02	MIA	13-24	4:59	13	8	69	1	0			27-24 ot
11/10/02	at CHI	19-30	5:16	14	9	116	2	0			33-30
09/22/02	KC	38-38	0:00	5	4	46	0	0			41-38 ot
02/03/02	STL**	17-17	1:21	8	5	53	0	0			20-17
01/19/02	OAK*	3-13	15:00	27	20	138	0	0			16-13 ot
12/16/01	at BUF	6-9	5:57	13	9	116	0	0			12-9 ot
12/02/01	at NYJ	14-16	15:00	7	6	56	0	0			17-16
10/14/01	SD	16-26	8:48	18	13	130	1	0			29-26 ot

<sup>^</sup>-Statistics are from the time noted until the end of the game \* Divisional Playoffs \*\* Super Bowl

## AFC PLAYER OF THE WEEK HONOR

Tom Brady was named AFC Offensive Player of the Week by the NFL for his performances in the Patriots wins vs. Buffalo (9/14) and vs. Tennessee (10/18). He has earned the award 14 times in his career.





# WR RANDY MOSS NEWS & NOTES

## MOSS: ALL-TIME LEADER IN RECEPTIONS PER TD

Over his 11-year NFL career, Randy Moss has averaged one touchdown for every 6.35 receptions, a total that is the best in NFL history among any receiver with at least 500 receptions. Moss has caught 142 touchdowns out of 901 career receptions. He is ahead of Lance Alworth, who played 11 seasons for San Diego and Dallas from 1962-72, caught 85 touchdowns out of 542 career receptions for an average of one score every 6.38 receptions.



## ALL-TIME NFL LEADERS / RECEPTIONS PER TOUCHDOWN

(Minimum 500 career receptions)

Player	Team(s)	Years	Rec	TD	Rec/TD
<b>Randy Moss</b>	<b>MIN/OAK/NE</b>	<b>1998-2009</b>	<b>901</b>	<b>142</b>	<b>6.35</b>
Lance Alworth	SD/DAL	1962-1972	542	85	6.38
Nat Moore	MIA	1974-1986	510	74	6.89
Mark Clayton	MIA/GB	1983-1993	582	84	6.93
Terrell Owens	SF/PHI/DAL/BUF	1996-2009	974	140	6.96
Don Maynard	NYG/NYJ/STL	1958,60-73	633	88	7.19

## MOSS IS NFL'S PREMIER TD RECEIVER

Since entering the NFL in 1998, Randy Moss has caught 142 touchdown passes, more than any other player over that span. Since joining the Patriots via trade prior to the 2007 season, Moss has caught 41 touchdowns – also the best in the league over that span. In terms of overall touchdowns (rushing, receiving and returning), Moss has totaled 143 scores since entering the league in 1998 (142 via reception and one via punt return), a tally that ranks second only to LaDainian Tomlinson (146 touchdowns) over that span. Last season, Moss's 11 touchdown receptions led the AFC and tied for third in the NFL.

## NFL TOUCHDOWN RECEPTION LEADERS SINCE MOSS JOINED THE PATRIOTS IN 2007

Player	Team(s)	Rec	Yds	TD
<b>Randy Moss</b>	<b>NE</b>	<b>225</b>	<b>3,392</b>	<b>41</b>
Larry Fitzgerald	ARZ	259	3,545	30
Terrell Owens	DAL/BUF	176	2,773	26
Reggie Wayne	IND	255	3,534	24
Greg Jennings	GB	171	2,755	23
Marques Colston	NO	184	2,575	22

## NFL TOUCHDOWN RECEPTION LEADERS SINCE MOSS ENTERED THE NFL IN 1998

Player	Team(s)	Rec	Yds	TD
<b>Randy Moss</b>	<b>MIN/OAK/NE</b>	<b>901</b>	<b>14,092</b>	<b>142</b>
Terrell Owens	SF/PHI/DAL/BUF	882	13,032	128
Marvin Harrison	IND	965	12,878	114
Tony Gonzalez	KC/ATL	927	11,073	78
Hines Ward	PIT	853	10,450	76
Torry Holt	STL/JAX	904	13,145	74

## MOSS 6TH ON NFL'S ALL-TIME TD LIST

Moss is tied for fifth all-time in career touchdowns with 143, behind active RB LaDainian Tomlinson.

## NFL'S ALL-TIME TOUCHDOWN LEADERS

Rk	Player	Season	TD
1	Jerry Rice	1985-2004(20)	208
2	Emmitt Smith	1990-2004(15)	175
3	LaDainian Tomlinson	2001-2009(9)	146
4	Marcus Allen	1982-1997(16)	145
5t	Terrell Owens	1996-2009(14)	143
<b>5t</b>	<b>Randy Moss</b>	<b>1998-2009(12)</b>	<b>143</b>
7	Marshall Faulk	1994-2005(12)	136

## MOSS HAS 10TH CAREER 10-CATCH GAME

Moss had 10 catches in the win vs. Atlanta (9/27), making it his 10<sup>th</sup> game with 10 or more catches. The 10-catch performance was Moss's second of 2009 – he tied a career high with 12 catches in the season-opener vs. Buffalo (9/14). Moss now has three 10-catch games with New England.

## MOSS AMONG ALL-TIME LEADERS

Randy Moss is among the NFL's all-time leaders in two major receiving categories – career touchdown receptions and receiving yards per game. In his 10-plus seasons, Moss has caught 142 touchdown passes and is one of just five receivers in NFL history to break the 125-touchdown mark. Additionally, Moss has averaged 78.7 receiving yards per game during his career, a mark that is tied for first all-time.

## NFL ALL-TIME LEADERS / RECEIVING TOUCHDOWNS

Player	Years	Team(s)	TDs
Jerry Rice	1985-2004	SF/OAK/SEA	197
<b>Randy Moss</b>	<b>1998-2009</b>	<b>MIN/OAK/NE</b>	<b>142</b>
Terrell Owens	1996-2009	SF/PHI/DAL/BUF	140
Cris Carter	1987-2002	PHI/MIN/MIA	130
Marvin Harrison	1996-2008	IND	128
Tim Brown	1988-2004	LA(A)/OAK/TB	100
Steve Largent	1976-1989	SEA	100

## NFL ALL-TIME LEADERS / RECEIVING YARDS PER GAME

(Minimum 100 Games Played)

Player	Years	Team(s)	Gms	Yds	Yd/G
<b>Randy Moss</b>	<b>1998-2009</b>	<b>MIN/OAK/NE</b>	<b>179</b>	<b>14,092</b>	<b>78.7</b>
Torry Holt	1999-2009	STL/JAX	167	13,145	78.7
Marvin Harrison	1996-2008	IND	190	14,580	76.7
Jerry Rice	1985-2004	SF/OAK/SEA	303	22,895	75.6
Lance Alworth	1962-1972	SD/DAL	136	10,266	75.5
Michael Irvin	1988-1999	DAL	159	11,904	74.9

## NFL ALL-TIME LEADERS / 100-YARD RECEIVING GAMES

Player	Team(s)	Years	Gms
Jerry Rice	SF/OAK/SEA	1985-2004	76
<b>Randy Moss</b>	<b>MIN/OAK/NE</b>	<b>1998-2009</b>	<b>64</b>
Marvin Harrison	IND	1996-2008	59
Don Maynard	NYG/NYJ/STL	1958, 60-73	50

## NFL ALL-TIME LEADERS / GAMES WITH 2+ TD REC.

Player	Team(s)	Years	Gms
Jerry Rice	SF/OAK/SEA	1985-2004	44
<b>Randy Moss</b>	<b>MIN/OAK/NE</b>	<b>1998-2009</b>	<b>34</b>
Terrell Owens	SF/PHI/DAL/BUF	1996-2009	30
Marvin Harrison	IND	1996-2008	29
Cris Carter	PHI/MIN/MIA	1987-2002	29
Don Hutson	GB	1935-1945	28

## MOSS MOVING UP ALL-TIME LISTS

Moss has 58 receptions in 2009 and became just the 11<sup>th</sup> NFL player to reach 900 receptions. He is 11<sup>th</sup> on the NFL's All-Time Reception list with 901 career receptions. He is one of 23 players to have at least 800 receptions.

## MOSS MOVING UP ALL-TIME LISTS

Randy Moss currently ranks sixth on the NFL's all-time receiving yards list with 14,092 receiving yards. He is one of 12 players in NFL history to total at least 13,000 receiving yards and one of just seven to reach 14,000 yards. Moss moved into the top 10 on the NFL's receiving yardage list on Dec. 14, 2008 at Oakland.

## NFL ALL-TIME LEADERS / RECEIVING YARDS

Rk	Player	Team(s)	Years	Yards
1	Jerry Rice	SF/OAK/SEA	1985-2004	22,895
2	Isaac Bruce	STL/SF	1994-2009	15,188
3	Tim Brown	OAK/TB	1988-2004	14,934
4	Marvin Harrison	IND	1996-2008	14,580
5	Terrell Owens	SF/PHI/DAL/BUF	1996-2009	14,488
<b>6</b>	<b>Randy Moss</b>	<b>MIN/OAK/NE</b>	<b>1998-2009</b>	<b>14,092</b>
7	James Lofton	GB/OAK/BUF/STL/PHI	1978-1993	14,004
8	Cris Carter	PHI/MIN/MIA	1987-2002	13,899
9	Henry Ellard	LA(N)/WAS/NE	1983-1998	13,777
10	Andre Reed	BUF/WAS	1985-2000	13,198



# WR Wes Welker News & Notes

## WELKER LEADS NFL IN RECEPTIONS SINCE 2007

Wes Welker leads the NFL with 287 receptions since the start of 2007. In 2007, he set a Patriots franchise record with 112 receptions, tying him for the NFL lead and setting a league record for most receptions in a player's first season with a new team. In 2008, he nearly replicated that feat, with his 111 receptions placing second in the NFL.



Welker joined the Patriots in a trade with the Miami Dolphins prior to the 2007 season, and since then is the NFL's leading receiver.

### 2007-PRESENT NFL RECEPTION LEADERS

Player	Team	Rec.	Yds	TD
<b>Wes Welker</b>	<b>NE</b>	<b>287</b>	<b>3,002</b>	<b>15</b>
Larry Fitzgerald	ARZ	259	3,545	30
Brandon Marshall	DEN	255	3,192	19
Reggie Wayne	IND	255	3,534	24
T.J. Houshmandzadeh	CIN/SEA	254	2,629	19
Tony Gonzalez	KC/ATL	239	2,731	19

### WELKER AVERAGING 7 CATCHES A GAME

Wes Welker is averaging 7.4 receptions per game since joining New England in 2007. His 7.4 average is the highest in the NFL during that time.

### MOST RECEPTIONS PER GAME SINCE 2007 (Minimum -20 games)

Player	Team	Average
<b>Wes Welker</b>	<b>New England Patriots</b>	<b>7.4</b>
Andre Johnson	Houston Texans	6.7
Larry Fitzgerald	Arizona Cardinals	6.5
Brandon Marshall	Denver Broncos	6.4
T.J. Houshmandzadeh	Seattle/Cincinnati	6.4
Anquan Boldin	Arizona Cardinals	6.3

### WELKER TOTALS ARE HIGH

Wes Welker has had six or more receptions in 21 of his last 23 regular-season games. He has 14 games with nine or more catches since joining the Patriots. His 14 games with nine or more catches are the most in Patriots history, topping Ben Coates' mark of 10.

Welker is tied for second in the NFL with 64 receptions in 2009, despite missing two games due to injury. He is averaging 9.1 receptions in the seven games he has played. If he keeps that pace he will finish the season with a Patriots record of 128. That total would rank second in NFL history to Marvin Harrison's record of 143.

### MOST RECEPTIONS IN A SEASON

Player	Team	Year	Receptions
Marvin Harrison	Indianapolis	2002	143
Herman Edwards	Detroit	1995	123

### WELKER LEADS NFL IN YARDS AFTER CATCH

Wes Welker leads the NFL in yards after the catch since joining the Patriots in 2007.

### MOST YARDS AFTER THE SINCE 2007

Player	Team	Yards After the Catch
<b>Wes Welker</b>	<b>New England Patriots</b>	<b>1,705</b>
Brian Westbrook	Philadelphia Eagles	1,323
Brandon Marshall	Denver Broncos	1,204

### WELKER RECORDS 12 CATCHES

Wes Welker tied his second-highest single-game reception total with 12 catches in the season-opener vs. Buffalo (9/14). His dozen receptions trail only his career-high 13 catches vs. Philadelphia on Nov. 25, 2007. Welker's other 12-catch game was last season at Seattle on Dec. 7, 2008. His 12 receptions tie the fifth-highest single-game total in team history, behind Troy Brown's team-record 16 catches on Sept. 22, 2002 and three 13-catch performances (Welker, 11/25/07; Deion Branch, 9/29/02; Terry Glenn, 10/3/99). With 12 catches against Buffalo and 10 vs. Tennessee and Tampa Bay, Welker has seven career regular-season games with 10 or more catches.

## WELKER RECORDS 12 CATCHES (continued)

### PATRIOTS SINGLE-GAME RECEPTION LEADERS

Player	Date	Opp.	Rec	Yds
Troy Brown	09/22/02	KC	16	176
<b>Wes Welker</b>	<b>11/25/07</b>	<b>PHI</b>	<b>13</b>	<b>149</b>
Deion Branch	09/29/02	at SD	13	128
Terry Glenn	10/03/99	at CLV	13	214
<b>Wes Welker</b>	<b>09/14/09</b>	<b>vs. BUF</b>	<b>12</b>	<b>93</b>
Randy Moss	09/14/09	vs. BUF	12	141
<b>Wes Welker</b>	<b>12/07/08</b>	<b>at SEA</b>	<b>12*</b>	<b>134</b>
Troy Brown	12/04/00	KC	12	119
Ben Coates	11/27/94	at IND	12	119

\*-Also caught a 2-point conversion pass in addition to his 12 receptions

### ANOTHER HISTORIC PERFORMANCE

Wes Welker's 111 receptions in 2008 stand as the second-highest single-season total in team history. Welker's 111 catches were just one shy of his franchise-record 112 catches in 2007. Welker can join Jerry Rice (3), Herman Moore (3) and Marvin Harrison (4) as the only players to catch 100 passes in three consecutive seasons. Welker has 64 receptions in 2009 and needs 36 receptions over the final seven games to reach his third season with 100 or more receptions.

### PATRIOTS SINGLE-SEASON RECEPTION LEADERS

Player	Season	Rec.	Yds	TD
<b>Wes Welker</b>	<b>2007</b>	<b>112</b>	<b>1175</b>	<b>8</b>
<b>Wes Welker</b>	<b>2008</b>	<b>111</b>	<b>1165</b>	<b>3</b>
Troy Brown	2001	101	1199	5
<b>Randy Moss</b>	<b>2007</b>	<b>98</b>	<b>1493</b>	<b>23</b>

### WELKER PILES UP YARDS

Wes Welker led the Patriots with 1,165 receiving yards in 2008 and joined Randy Moss in recording the first back-to-back 1,000-yard receiving seasons in Patriots history. Moss also had 1,000 receiving yards in 2007 and 2008. Welker's 1,165 yards in 2008 rank sixth on the Patriots' all-time single-season list. In 2007, Welker totaled 1,175 receiving yards – a performance that ranked fourth in team history. In the franchise's 49-year history, there have been 11 single-season performances of 1,000 receiving yards and Welker owns two of them.

### PATRIOTS SINGLE-SEASON RECEIVING YARD LEADERS

Player	Season	Yds	Rec.	TD
<b>Randy Moss</b>	<b>2007</b>	<b>1493</b>	<b>98</b>	<b>23</b>
Stanley Morgan	1986	1491	84	10
Troy Brown	2001	1199	101	5
<b>Wes Welker</b>	<b>2007</b>	<b>1175</b>	<b>112</b>	<b>8</b>
Ben Coates	1994	1174	96	7
<b>Wes Welker</b>	<b>2008</b>	<b>1165</b>	<b>111</b>	<b>3</b>

### WELKER'S ROUTE TO THE NFL

Despite being named the Oklahoma football player of the year by both the *USA Today* and the *Daily Oklahoman*, Wes Welker's only scholarship offer came from Texas Tech, and only after a player that committed to Texas Tech backed out.

"I was thinking I'd get a scholarship somewhere," Welker said. "When it didn't happen when it was supposed to I was pretty hurt by it."

Welker had an impressive collegiate career, accumulating 259 receptions and eight punts returned for touchdowns. He even won a national award as the best special teams player in the country. Despite those accolades, he was passed over in the 2004 NFL draft and signed with San Diego as a free agent. He made the team, then was cut after the first game. He signed with Miami soon after and was used just on special teams. He caught New England's eye with a 71-yard punt return on Monday Night Football in a game against the Patriots. He was acquired by the Patriots in a trade with Miami in 2007.

### WELKER SETS CAREER HIGH

Wes Welker set a career-high with 150 yards receiving in the Patriots 59-0 win over Tennessee (10/18). His previous best was a 149 yards vs. Philadelphia (11/25/07).



# PATRIOTS NEWS & NOTES

## KEVIN FAULK IS HIGH ON THE CHARTS

Kevin Faulk has fit in well as a member of the Patriots since joining the team in 1999. He ranks sixth in rushing (3,358), fourth in receptions (406), eighth in pass receiving yards (3,503), 21<sup>st</sup> in scoring (188), sixth in total punt return yards (932) and first in kickoff return yards (4,098). Faulk owns the longest non-touchdown kickoff return in team history when he covered 95 yards on a return against the New York Jets (11/15/99).



He is one of just 13 NFL players this decade to total at least 2,000 rushing yards and at least 2,000 receiving yards, and is one of only six players to have at least 2,000 rushing yards and at least 3,000 receiving yards. Faulk has totaled 3,131 rushing yards and 3,405 receiving yards since 2000, joining an exclusive list of elite players who have achieved the feat. Faulk is one of just seven players who reached the milestone with just one team. In the 1990s, there were 13 players who achieved the 2000/2000 milestone; 22 players did it in the 1980s; nine players achieved the feat in the 1970s.

## MOST PRODUCTIVE PATRIOT SINCE 2001

Kevin Faulk has more total yards from scrimmage than any other Patriots player since 2001. Faulk has totaled 5,501 yards from scrimmage (2,561 rushing and 2,940 receiving).

## PATRIOTS LEADERS / YDS FROM SCRIMMAGE SINCE 2001

Player	Years	Rush-Yd	Rec.-Yd	Yd/Scrim.
<b>Kevin Faulk</b>	<b>2001-09</b>	<b>583-2561</b>	<b>343-2940</b>	<b>5501</b>
Troy Brown	2001-07	22-150	337-3595	3745
Corey Dillon	2004-06	753-3180	52-431	3611
Antowain Smith	2001-03	721-2781	64-527	3308
Deion Branch	2002-05	3-11	213-2744	2755

## FAULK: FRANCHISE RB RECEPTIONS LEADER

Kevin Faulk is the Patriots' all-time leader in receptions by a running back, totaling 406 career receptions. His receiving total ranks fourth on the Patriots' overall receptions list. He moved past Irving Fryar into fourth place during the Patriots' game against the Pittsburgh Steelers on Oct. 30, 2008. He passed Terry Glenn for fifth place against San Francisco on Oct. 5, 2008. He is the 26<sup>th</sup> running back in NFL history to reach 400 receptions.

## RECEPTIONS BY PATRIOTS RUNNING BACKS

Player	Years	Rec.
<b>Kevin Faulk</b>	<b>1999-2009</b>	<b>406</b>
Tony Collins	1981-87	261
Sam Cunningham	1973-79, 1981-82	210
Larry Garron	1960-68	185

## PATRIOTS ALL-TIME CAREER RECEPTIONS LIST

Rk	Player	Pos.	Years	Rec.
1	Troy Brown	WR	1993-2007	557
2	Stanley Morgan	WR	1977-89	534
3	Ben Coates	TE	1991-99	490
<b>4</b>	<b>Kevin Faulk</b>	<b>RB</b>	<b>1999-2009</b>	<b>406</b>
5	Irving Fryar	WR	1984-92	363

## ELITE COMPANY

The Patriots are the fourth team in NFL history to start a season with 25,000-yard passer (Tom Brady – 29,185), a 10,000-yard receiver (Randy Moss – 14,092) and a 10,000-yard rusher (Fred Taylor – 11,472).

Team	PLAYERS
Dallas (1998)	Aikman (26,016), E.Smith (11,234), Irvin (10,680)
Dallas (1999)	Aikman (28,346), E.Smith (12,566), Irvin (11,737)
StL (2004)	Chandler (28,021), Faulk (11,213), Bruce (10,461)

## PATRIOTS ELECT FIVE SEASON CAPTAINS

The New England Patriots announced their 2009 captains prior to the start of the regular-season. Quarterback Tom Brady and WR Randy Moss will serve as offensive captains. Nose tackle Vince Wilfork and LB Jerod Mayo will serve as defensive captains. Wide receiver Sam Aiken will serve as special teams captain. The Patriots' 2009 captains were elected by their teammates.


On offense, Brady will serve as an offensive captain for the eighth straight season, having first been elected in 2002. Moss, in his third season with the Patriots after joining the team via trade in April 2007, will serve as a Patriots captain for the second straight season.

On defense, Wilfork is a captain for the second straight season, while Mayo will serve as a captain for the first time. He joined the Patriots as a first-round pick in 2008 and earned the AP Defensive Rookie of the Year award.

Aiken will serve as the Patriots' special teams captain for the first time. A special teams standout, Aiken has accumulated 71 special teams tackles during his six NFL seasons, entering the 2009 season.

## ADALIUS THOMAS

Adalius Thomas has 52.0 career sacks and is one of six active linebackers with 50 or more sacks. (Joining Joey Porter, Junior Seau DeMarcus Ware, Mike Vrabel and Chike Okeafor).



## ACTIVE NFL LBs WITH AT LEAST 50.0 SACKS

Player	Years	Sacks
Joey Porter (Pitt/Mia)	1999-2009	85.5
DeMarcus Ware (Dallas)	2005-2009	60.5
Junior Seau (SD/MIA/NE)	1990-2009	56.5
Mike Vrabel (NE/KC)	1997-2009	56.0
Chike Okeafor (SF/SEA/ARI)	1999-2009	52.0
<b>Adalius Thomas (Bal/NE)</b>	<b>2000-2009</b>	<b>52.0</b>

## PIERRE WOODS STAYS ON THE RIGHT PATH

On the field, linebacker Pierre Woods is respected for being one of the grittiest players on the Patriots. Woods emerged from an impoverished area of Cleveland and was steered away from a life of crime by the father of one of his closest friends, Ted Ginn, Jr., now a Miami Dolphins wideout. Ted Ginn, Sr. explained to the *Boston Herald* that "it took a lot of conversations he didn't want to have to get him to understand. I had to be that protector for him. I had to be that flashlight so he could see that what I was telling him was true."

Woods credited Ginn, Sr. with having such a powerful impact on his life that when he won the Big Ten Championship at Michigan, he gave the ring to his father figure, Ginn, Sr. "As I grew as a young man, I learned to respect and love the man like a father," Woods said to the *Boston Herald*. As Woods celebrates his fourth season in Foxborough, he takes the opportunity to reflect, especially now as a father of three. "[My son] should never have to go through the things that I went through," he said. "But, I wouldn't want my kids to be blind to the fact that this is what happens in the inner cities in America."

## LEADING IN BOTH SACKS AND INT.

Shawn Springs (2004 with Washington) Adalius Thomas (2005 with Baltimore) and Junior Seau (1997 with San Diego) are three of just six players in NFL history to lead their team in both sacks and interceptions in a season.

## 1997 Junior Seau (San Diego)

2002 Joey Porter (Pittsburgh)

## 2004 Shawn Springs (Washington)

## 2005 Adalius Thomas (Baltimore)

2006 Jason Taylor (Miami)

2008 Dewayne White (Detroit)






# PATRIOTS NEWS & NOTES

## A JUNIOR ACHIEVMENT: SEAU IS ON A WINNING STREAK

LB Junior Seau has won 24 consecutive regular-season games in which he appeared with New England, tying DT Mauty Moore of the Miami Dolphins (1972-73) for the longest personal winning streak since the merger. Seau's record stretches from two wins in November of 2006 (he finished the 2006 season on IR), 16 regular-season wins in 2007, the final four games of 2008 and the wins over Tennessee and Tampa Bay in 2009. Seau had been tied at 23 with former Patriots RB Patrick Pass, who won 23 straight (2003-4). Seau was active but did not play vs. Miami (11/8) and at Indianapolis (11/15).



## FRED TAYLOR AMONG NFL'S BEST

Fred Taylor ranks 15<sup>th</sup> in NFL history for most rushing yards with career totals of 2,473 carries for 11,472 yards and 64 rushing touchdowns in 144 games. He trails only San Diego's LaDainian Tomlinson (12,145) among active running backs in rushing yards. Taylor ranks among the NFL's all-time best in several categories.



Rushing yards per game (79.7)	13 <sup>th</sup>
Yards from scrimmage per game (96.2)	16 <sup>th</sup>
Rushes of 10-plus yards (330)	5 <sup>th</sup>
Rushes of 50-plus yards (13)	4 <sup>th</sup>
Yards from scrimmage (13,850)	26 <sup>th</sup>
Rushing touchdowns (64)	32 <sup>nd</sup> (t)

## TAYLOR REGISTERS 49th CAREER 100-YD GAME

Fred Taylor finished with 105 yards rushing on 21 carries in the win vs. Atlanta (9/27), recording his 49<sup>th</sup> 100-yard rushing game and his first as a Patriot. Taylor's 49 100-yard rushing games rank ninth in NFL history and second among active players.

### MOST 100-YARD RUSHING GAMES/CAREER

1. Emmitt Smith 78	6. Jim Brown 58
2. Walter Payton 77	7. Edgerrin James 57
3. Barry Sanders 76	8. Curtis Martin 57
4. Eric Dickerson 64	9. Fred Taylor 49
5. Jerome Bettis 61	10. Franco Harris 47

## TAYLOR'S AVERAGE IS HIGH

Fred Taylor ranks fifth in NFL history with a 4.6 yards per rush average among running backs with at least 10,000 yards. Below is the all-time list:

RK	PLAYER	AVG	RK	Player	AVG
1.	Jim Brown	5.2	4.	Tiki Barber	4.7
2.	Barry Sanders	5.0	5.	Fred Taylor	4.6
3.	O.J. Simpson	4.7			

Among active NFL running backs, Taylor's 4.6-yard average trails only Minnesota's Adrian Peterson (5.1), Atlanta's Michael Turner (4.9) and San Francisco's Frank Gore (4.8).

## EVEN STEPHEN

Since joining the Patriots as a fourth-round draft choice in 2006, Stephen Gostkowski has connected on 85.57 percent of his regular-season field goals (96-for-112), achieving the best field goal percentage in Patriots history.

### PATRIOTS ALL-TIME LEADERS / FIELD GOAL PCT.

(Minimum 50 Attempts)

Player	Years	FGM	FGA	Pct.
Stephen Gostkowski	2006-09	96	112	.857
Adam Vinatieri	1996-05	263	321	.819



## GOSTKOWSKI ON GOOD PACE

Gostkowski is first in the NFL with 83 points and is on track for 148 points. Last season, he had an NFL-best 148 points. Gino Cappelletti is the only player in franchise history with two seasons of 140 points or more (147 in 1961 and 155 in 1964).

## GOSTKOWSKI ON THE PATRIOTS ALL-TIME LIST

Gostkowski is fourth on the All-Time PAT list and fourth on the All-Time FG list.

### PATRIOTS ALL-TIME PAT LEADERS

Player	Years	PAT
Adam Vinatieri	1996-05	367
Gino Cappelletti	1960-70	342
John Smith	1974-83	308
Stephen Gostkowski	2006-09	176
Tony Franklin	1984-87	167

### PATRIOTS ALL-TIME FG LEADERS

Player	Years	FGS
Adam Vinatieri	1996-05	263
Gino Cappelletti	1960-70	176
John Smith	1974-83	128
Stephen Gostkowski	2006-09	96
Tony Franklin	1984-87	93

## MAYO IS A YOUNG LEADER

Jerod Mayo learned knowledge and discipline are the keys to success while spending afternoons with his three brothers under the supervision of their grandfather, Walter Johnson, a retired Air Force veteran of 30 years. While Mayo's mother worked two jobs, Johnson taught the boys discipline, responsibility and the value of life. Those lessons helped Mayo develop a work ethic and demeanor that has earned him the nickname of "Old Soul" from his teammates.

His leadership skills and talent helped him become only the second Patriot to be named Defensive Rookie of the Year, earning that title in 2008. A professional off the field as well, Mayo was elected as one of the defensive captains in just his second season.

## PATRIOTS FORCE TURNSOVERS

The Patriots did not force a turnover against Miami (11/8), breaking a streak of 15 straight games with a turnover. That streak had been the longest streak in the NFL. Below is a turnover table since the 1997 season.

### NFL TURNOVER MARGIN SINCE 1997

Rank	Team	Turnover Margin
1.	New England	+78
2.	Kansas City	+69
3.	Jacksonville	+57
4.	Tampa Bay	+53

## WILFORK WEARS HEART ON SLEEVE AND NECK

Defensive tackle Vince Wilfork wears No. 75 over his bulky shoulder pads. Underneath hangs a gold chain locket for those who were number one in his heart: his parents. In 2002, parents Vince and Barbara Wilfork both passed away within five months of each other, leaving the then University of Miami star without his greatest support system. His perseverance in the face of despair led him to the NFL, while off the field he became closer with his now strongest supporter, his wife Bianca, who helped him through his losses. While he has many accomplishments on the football field and will always cherish his National Championship and Super Bowl rings, his constant reminder lies closest to his heart, a picture of his late parents at their high school prom.

"I carry them with me wherever I go," Wilfork said of his parents' keepsake. "They're with me. The only regret that I have in life is that my parents are not with me today to see where I am today. But I wouldn't be anywhere today without my wife."



# PATRIOTS NEWS & NOTES

## MATT LIGHT AND HIS FOUNDATION

The Light Foundation, a nonprofit founded in 2001 by Matt Light, held its signature fundraising event on, September 29 at Addieville East Farm in Mapleville, RI.

The Matt Light Celebrity Shoot-Out, now in its fifth year, offers participants the opportunity to match their shooting skills against Light, his teammates, and a host of local and national celebrities. Proceeds from the one-of-a-kind event benefit the Light Foundation, a youth-based organization that strives to install honesty, accountability and responsibility in young people through unique outdoor learning experiences that include a character development football camp, a financial literacy program offered at area schools and academic scholarships. In the eight years since the organization was founded, it has raised over \$1.2 million to support these programs.

Light wanted a unique, high-profile charity event that would raise funds and exposure for his foundation, and his love of the outdoors naturally came into play.



## PATRIOTS WIN GAME NUMBER 400

The Patriots recorded the franchise's 400<sup>th</sup> all-time victory, including postseason games, with the 26-10 win over Atlanta (9/27). The 400 victories rank third among the eight original AFL teams, behind Denver and Oakland. The eight original AFL teams, including the Patriots, began play in 1960. The Patriots recorded their milestone 400<sup>th</sup> victory in their 50<sup>th</sup> season and in their 777<sup>th</sup> overall game. Since Robert Kraft purchased the team in 1994, the Patriots have 179 victories, more than any other NFL team during that span.

### OVERALL VICTORY TOTAL OF ORIGINAL AFL TEAMS

Team	W	L	T	Pct.
Oakland Raiders	432	349	11	.552
Denver Broncos	409	362	10	.530
<b>New England Patriots</b>	<b>404</b>	<b>370</b>	<b>9</b>	<b>.522</b>
Kansas City Chiefs	391	367	12	.516
San Diego Chargers	378	385	11	.495
Tennessee Titans	380	396	6	.490
Buffalo Bills	365	405	8	.474
New York Jets	343	417	8	.452

## MOSS ON PACE FOR 1,000 YARDS

Randy Moss has recorded a 1,000-yard receiving season nine times in his 11-year career. Moss can join Jerry Rice (14) as the only players in NFL history with 10 seasons with 1,000 receiving yards with a 1,000 yard season in 2009. Moss currently has 891 receiving yards, which puts him on pace for 1,584 receiving yards. That would be a New England record, besting the 1,493 yards Moss had in 2007.

## BRADY ON PACE FOR 4,869 PASSING YARDS

Tom Brady currently has 2,739 passing yards through nine games, putting him on pace for 4,869 passing yards. That mark would tie Drew Bledsoe for seven seasons of 3,000 or more yards and give Brady his third season with over 4,000 passing yards. Bledsoe and Brady are tied with two 4,000 yard seasons.

## BRADY ON PACE FOR 34 TDS

Brady has 19 touchdown passes through the first nine games, putting him on pace for 34 touchdown passes. It would mark his third season of 30 or more touchdowns. He set a franchise record with 50 touchdown passes in 2007. Brady has thrown for 25 or more touchdowns in a single season four times.

## BRADY WAS THERE FOR "THE CATCH"

In the 2003 AFC Divisional Playoff Game against Tennessee on January 10, 2004, QB Tom Brady threw for 201 yards and one touchdown, leading the Patriots to a narrow 17-14 victory en route to their second Super Bowl. That wasn't the first time Brady had seen a major playoff game come down to the wire on a game played on January 10. A native of the Bay area, Brady was at Candlestick Park for the 1981 NFC Championship game between the 49ers and Cowboys, as a 4-year-old fan, witnessing Dwight Clark's "The Catch" from Joe Montana. According to Gary Myers' book *The Catch*, Brady wept after the play. Said Brady, "Not because I was happy or excited, but because everybody stood up and I couldn't see!" While Brady has been recognized for his stellar credentials, he said Montana, "was and will always be the greatest quarterback ever to play."

## LIKE FATHER LIKE SON

WR Matthew Slater spent his college days in Los Angeles at UCLA. The second-year promising young talent was born in 1985, when another Slater in The City of Angels was named to his second of seven Pro Bowls. Matthew's father, Jackie Slater, a Hall of Fame offensive tackle, spent his entire career with the Rams organization in LA. He was voted the NFC Offensive Lineman of the year four times—1983, 1986, 1987, and 1989. Matthew Slater, drafted in 2008, is one of six sons of Hall of Fame members to be drafted in NFL history.

## HALL OF FAME FATHERS WITH SONS DRAFTED IN THE NFL

Jackie Slater (class of 2001) – son, Matthew Slater (NE)  
 Howie Long (class of 2000) – son, Chris Long (STL)  
 Bobby Bell (class of 1983) – son, Bobby Bell (NYJ)  
 Tony Dorsett (class of 1994) – son, Anthony Dorsett (HOU)  
 Bob Griese (class of 1990) – son, Brian Griese (DEN)  
 Kellen Winslow (class of 1995) – son, Kellen Winslow (CLE)

## LIKE FATHER LIKE SON, PART 2

CB Shawn Springs has always been a speedster. No doubt, the gift of fast feet was a hereditary gift from his father, Ron Springs, an 8-year NFL running back for the Dallas Cowboys and Tampa Bay Buccaneers. Ron, who tallied over 2,500 rushing and 2,200 receiving yards in his career, became ill in 1990 with Type 2 Diabetes. By 2004, Shawn was a respected NFL veteran, but he was willing to give up his career and offered to donate his kidney to his father, who needed a transplant. Ron declined, saying in a 2005 *Washington Post* article, "I think that was a tremendous gesture, and it just justifies the fact that he's a loving son. But I couldn't have let him do that, because I always prayed and wanted him to be a professional athlete, so I would not have shortened his career by no means necessary."

## GUYTON HAS THE WORK ETHIC

Gary Guyton was not drafted into the NFL, but through a solid work ethic was able to make the 53-man roster and earn a starting job in his second year. Taking a peek into his work history shows his work ethic goes beyond the football field. At the end of the season last year, Guyton went back to Georgia Tech and worked as an office assistant at the school's research institute.

"I was an office assistant, right there at the desk," said Guyton, who worked for a small wage at Georgia Tech Research Institute. "Just a regular office assistant. Tech is my school and I enjoyed it."

"He's smart, well prepared," Bill Belichick said. "He understands. He's got a real good understanding of football. Not just his role but where other people have to be. That's what you really want in a defensive signal-caller, someone that understands how it all works."

It's been a long road," Guyton said. "I have come far. I've achieved some things. But I don't look back, just forward."





# PATRIOTS NEWS & NOTES

## PATRIOTS HAVE SUSTAINED SUCCESS

New England is near the top regular-season victory total for any team in any NFL decade. San Francisco won 113 regular-season games during the 1990s. The Indianapolis Colts (110) and New England Patriots (109) are both within striking distance of the all-time win mark for a decade held by the 49ers of the 1990s.

## BRANDON MCGOWAN IS A WELCOME ADDITION

Brandon McGowan puts literally everything he has into making big tackles. Said McGowan, "I don't really care about my body and I'll expose my body to some messed-up positions to make a play." McGowan has fought his way back from three season-ending injuries in four years in Chicago. The University of Maine standout, who is one of three active players (Stephen Cooper, SD; Lofa Tatupu, SEA) to come out of the Football Championship Subdivision school, signed with the Patriots in May and forced a game-changing fumble off of Falcons' running back Michael Turner on September 27. He also recovered a fumble at Denver that helped position the Patriots for a field goal.

## FREE AGENTS MAKE AN IMPACT

Sixteen players on the New England 53-man roster entered the NFL as rookie free agents. Two that came to the Patriots as rookie free agents are making an impact on the defense. Mike Wright came to New England as a rookie free agent in 2005. He registered his first career two-sack game, dropping Joe Flacco twice for total losses of 17 yards vs. Baltimore (10-4). He currently has a single-season career high with 4.0 sacks. Gary Guyton came to New England as a rookie free agent in 2007. He is leading the Patriots with 52 total tackles and is on pace to finish the season with 92 tackles.

Said Bill Belichick about players coming to the Patriots as free agents, "I think Mike's similar to some of the other players that would fall into that category. Players like Gary Guyton and guys like that who weren't high picks that came in at a pretty early point — Pierre Woods, [Brian] Hoyer — came in and showed that they belonged, both physically and athletically from a football standpoint, recognizing things, reacting, kind of knowing what to do."

## TOUGH AT HOME

The Patriots own an overall record of 56-12 (.823) at Gillette Stadium. Since their state-of-the-art facility opened at the beginning of the 2002 season, the Patriots own the NFL's best record at home. Now in their seventh season at Gillette Stadium, the Patriots have finished three seasons undefeated at home since the stadium opened (2003, 2004 and 2007) and own a perfect 7-0 playoff record at the venue.

### BEST HOME RECORDS SINCE 2002

Team	W	L	T	Pct.
<b>New England</b>	<b>56</b>	<b>12</b>	<b>0</b>	<b>.823</b>
Indianapolis	53	14	0	.791
Pittsburgh	48	18	1	.727
Baltimore	44	19	0	.698
Seattle	45	21	0	.682
Denver	42	20	0	.677
Philadelphia	45	23	0	.662
San Diego	43	22	0	.662

### TOP QB HOME RECORDS SINCE 1970 MERGER

Player	Team(s)	W	L	T	Pct.
<b>Tom Brady</b>	<b>NE</b>	<b>59</b>	<b>10</b>	<b>0</b>	<b>.855</b>
Terry Bradshaw	PIT	75	14	0	.843
John Elway	DEN	104	25	0	.806
Steve Young	TB/SF	63	19	0	.768

NOTE: Minimum 50 home starts, regular season only. Includes all players who began their careers in the Post-Merger Era (1970-present).

## TOP TELEVISION RATINGS

Historically, the Patriots have been at or near the top of the weekly television ratings. The most recent game against Indianapolis had a household rating of 34.4 with a 55 share. With over a million viewers, the game was the most watched TV event of the week. Nationally the game had a 15.1 rating with a 24 share and is the second-highest of the season for *Sunday Night Football*, behind only Giants/Cowboys in Week 2 (16.5).

### PATRIOTS 2009 RATINGS IN BOSTON TV MARKET

Date	Opp.	Net.	Boston TV	HH Rat.	HH Share
09/14	Buff.	ESPN	WCVB	35.1*	54*
09/20	NY Jets	CBS	WBZ	24.6	59
09/27	Atl.	FOX	WFXT	26.82	55
10/04	Balt.	CBS	WBZ	28.15	62
10/11	Den.	CBS	WBZ	29.73	57
10/18	Ten	CBS	WBZ	34.4	58
10/25	TB	CBS	WBZ	25.3	59
11/08	MIA	CBS	WBZ	28.8	68
11/15	INDY	NBC	WHDH	34.4	55
Avg.:				<b>29.7</b>	<b>58.6</b>

\*combined local rating/share of WCVB, ESPN and WMUR

## NFL'S BEST ROAD WARRIORS THIS DECADE

Since the start of the 2000 season, the Patriots have the second best road record with 50-26 record, behind Indianapolis' 52-24 record, despite a 1-3 road record in 2009.

### GOOD ON THE ROAD

TEAM	RECORD
Indianapolis	52-24
<b>NEW ENGLAND</b>	<b>50-26</b>
Philadelphia	48-27-1
NY Giants	44-33

## STEPHEN NEAL TAKES A DIFFERENT ROUTE TO THE NFL

Guard Stephen Neal knows how to use his 6-4, 305-pound frame. He has used it to gain leverage and overpower defensive linemen since 2001. The three-time Super Bowl Champion arrived in Foxborough with two NCAA titles of his own, except the only padding he saw was on the matted floors.

A championship wrestler at Cal-State Bakersfield, he compiled a 151-10 record, winning titles his junior and senior year, including a title win over NCAA wrestling and UFC heavyweight champion Brock Lesnar. In 1999, Neal won the Dan Hodge Award, known as the Heisman Trophy of wrestling.

Neal is one of only two active NFL players that did not play football in college before turning pro. The other is San Diego Chargers tight end Antonio Gates, a basketball star at Kent State. Gates led the Golden Flashes to the Elite Eight in 2002, averaging 21 points in his senior season.

## MERIWEATHER MAKES BIG PLAYS ON BIG STAGE

Safety Brandon Meriweather prides himself on preparing for every game and every situation — in any location.

At Wembley Stadium in London against Tampa Bay, Meriweather showed that not even a different time zone could throw off his timing, picking off the Buccaneers twice in the first six minutes of the game and returning one for a 39-yard touchdown. His two picks were enough to earn him AFC Defensive Player of the Week honors. To Head Coach Bill Belichick though, Meriweather has been contributing weekly, whether or not the statistics reflect his performance.

"Brandon's had a real good year for us," said Belichick. "From the beginning of training camp he's really been a leader for us back in the secondary, making calls, making adjustments, sometimes taking harder responsibilities with the safeties. He makes plays that don't show up on the stat sheet."

As for Meriweather, living up to an expectation of a repeat performance is a challenge he welcomes. "My level of expectation is already through the roof," Meriweather said. "I expect myself to be great every day. Not good here, good there, great here, great there — I expect to be great every day."





# PATRIOTS NEWS & NOTES

## 50TH ANNIVERSARY

The Patriots are celebrating their 50<sup>th</sup> anniversary season in 2009 through a series of acknowledgements and dedications. The 50<sup>th</sup> season logo will appear throughout the 2009 season in Gillette Stadium, on Patriots.com, on items in the ProShop and in Patriots publications. For the Patriots and their fans, this season is one to celebrate a franchise that has grown from humble beginnings to become the winningest franchise in the NFL over the last 15 seasons.



## ALL-TIME LISTS

Over the course of the year, the Patriots are unveiling a series of 20 "Top 10 All-Time" lists for fans to discuss and debate on Patriots All-Access and Patriots.com. Fans have the opportunity to vote for Top 10s in each of the 20 categories at Patriots.com. Fans can also rank the Top 50 Moments in Franchise History, and the Top 10 Moments, as chosen by the fans, will be unveiled over the course of the season.

## ALL-TIME TEAM

In recognition of the 50<sup>th</sup> anniversary, the Patriots' Hall of Fame nominating committee has selected an All-Time Team recognizing the greatest players at each position to play for the Patriots over 50 years. The Patriots' All-Time Team was recognized in the Patriots' home-opener against Buffalo on Sept. 14.



## ALL-TIME HEAD COACH AND HONORARY CAPTS.

**Bill Belichick** – Head Coach  
**Gino Cappelletti** - Honorary Offensive Captain  
**Tedy Bruschi** – Honorary Defensive Captain

## ALL-TIME OFFENSE

<b>Bruce Armstrong</b> – T	<b>Stanley Morgan</b> - WR
<b>Matt Light</b> – T	<b>Troy Brown</b> – WR
<b>John Hannah</b> - G	<b>Irving Fryar</b> – WR
<b>Logan Mankins</b> – G	<b>Tom Brady</b> – QB
<b>Jon Morris</b> – C	<b>Jim Nance</b> – RB
<b>Ben Coates</b> – TE	<b>Sam Cunningham</b> – RB

## ALL-TIME DEFENSE


<b>Julius Adams</b> – DE	<b>Steve Nelson</b> - ILB
<b>Richard Seymour</b> – DE	<b>Nick Buoniconti</b> - ILB
<b>Houston Antwine</b> – DT	<b>Mike Haynes</b> - CB
<b>Vince Wilfork</b> – DT	<b>Ty Law</b> - CB
<b>Andre Tippett</b> – OLB	<b>Fred Marion</b> - S
<b>Mike Vrabel</b> – OLB	<b>Rodney Harrison</b> - S

## ALL-TIME SPECIALISTS

<b>Adam Vinatieri</b> – PK	<b>Rich Camarillo</b> – P
<b>Kevin Faulk</b> – Returner	<b>Mosi Tatupu</b> – SpT

## AFL LEGACY GAMES

This season marks the 50<sup>th</sup> anniversary for the American Football League (AFL), of which the Patriots were an original member. The Boston Patriots, who hosted the AFL's first regular season game on Sept. 9, 1960 at Boston University Field, were featured in the NFL's first "AFL Legacy Game" on the opening weekend of the 2009 season on Sept. 14, 2009, when the Patriots hosted the



Buffalo Bills at Gillette Stadium on Monday Night Football. It was the first of four "AFL Legacy Games" in which the Patriots will appear this season (at Den, vs. Ten and at Mia). The Patriots will wear red and white "throwback" uniforms in those games, replicating the uniforms worn by the 1963 team that claimed the franchise's first division title and competed in the franchise's first league championship game. Patriots coaches will also wear apparel featuring the Pat Patriot logo.

## GAMEDAY PROGRAM DESIGN

The original "Pat Patriot" was born in 1960 when newspaper cartoonist Phil Bissell was assigned to sketch a reaction upon the announcement that Boston's American Football League team would be called the Patriots. From his original "Pat" cartoon, Bissell became forever linked with the franchise that wore a copy based off of his original figure on its helmets from 1961 to 1992. Bissell, a resident of Rockport, Mass., also contributed stylized "Pat Patriot" cartoons to the covers of over 50 Patriots game programs throughout the team's AFL seasons from 1960-69. In



recognition of the Patriots 50th anniversary, Bissell has been commissioned to create the covers of this season's *Patriots GameDay* magazines in the same style of those early covers.

## 50TH ANNIVERSARY AFL EXHIBIT

The Hall at Patriot Place presented by Raytheon is a monument to 50 years of Patriots history. In recognition of both the Patriots' 50<sup>th</sup> anniversary and the 50<sup>th</sup> anniversary of the AFL, The Hall is featuring a special exhibit throughout the 2009 season of game-worn jerseys, helmets and other memorabilia from the AFL era. "The AFL Turns 50" is the most extensive collection of AFL memorabilia viewable anywhere. For more information visit the [thehallatpatriotplace.com](http://thehallatpatriotplace.com) or call 508-698-4800.



# 2009 OFFENSIVE STATISTICS

## WON 6, LOST 3

09/14 W 25-24	Buffalo	68,756
09/20 L 9-16	at New York Jets	78,312
09/27 W 26-10	Atlanta	68,756
10/04 W 27-21	Baltimore	68,756
10/11 L 17-20 OT	at Denver	76,011
10/18 W 59- 0	Tennessee	68,756
10/25 W 35- 7	at Tampa Bay	84,254
11/08 W 27-17	Miami	68,756
11/15 L 34-35	at Indianapolis	67,476
11/22	New York Jets	
11/30	at New Orleans	
12/06	at Miami	
12/13	Carolina	
12/20	at Buffalo	
12/27	Jacksonville	
01/03	at Houston	

N.E. Opp.

TOTAL FIRST DOWNS	213	160
Rushing	56	41
Passing	138	108
Penalty	19	11
3rd Down: Made/Att	56/123	44/112
3rd Down Pct.	45.5	39.3
4th Down: Made/Att	5/11	3/9
4th Down Pct.	45.5	33.3
POSSESSION AVG.	33:50	26:10
TOTAL NET YARDS	3751	2741
Avg. Per Game	416.8	304.6
Total Plays	624	531
Avg. Per Play	6.0	5.2
NET YARDS RUSHING	1027	990
Avg. Per Game	114.1	110.0
Total Rushes	249	220
NET YARDS PASSING	2724	1751
Avg. Per Game	302.7	194.6
Sacked/Yards Lost	12/67	16/129
Gross Yards	2791	1880
Att./Completions	363/242	295/169
Completion Pct.	66.7	57.3
Had Intercepted	6	9
PUNTS/AVERAGE	31/39.6	49/41.4
NET PUNTING AVG.	31/34.8	49/34.7
PENALTIES/YARDS	53/468	54/450
FUMBLES/BALL LOST	7/3	18/8
TOUCHDOWNS	29	18
Rushing	9	3
Passing	19	13
Returns	1	2

* SCORE BY PERIODS	Q1	Q2	Q3	Q4	OT	PTS
TEAM	57	115	39	48	0	259
OPPONENTS	27	45	30	45	3	150

* SCORING	TD-Ru	Pa	Rt	K-PAT	FG	S	PTS
Gostkowski	0	0	0	0	26/26	19/22	0 83
Moss	7	0	7	0			0 44
Maroney	4	4	0	0			0 24
Watson	4	0	4	0			0 24
Welker	4	0	4	0			0 24
F. Taylor	2	2	0	0			0 12
Aiken	1	0	1	0			0 6
Baker	1	0	1	0			0 6
Brady	1	1	0	0			0 6
Edelman	1	0	1	0			0 6
Faulk	1	0	1	0			0 6
Hoyer	1	1	0	0			0 6
Meriweather	1	0	0	1			0 6
Morris	1	1	0	0			0 6
TEAM	29	9	19	1	26/26	19/22	0 259
OPPONENTS	18	3	13	2	18/18	8/ 9	0 150

2-Pt. Conversions: Moss, TEAM 1-3,  
OPPONENTS 0-0

**SACKS:** Wright 4, Banta-Cain 3, D. Burgess 2,  
Chung 2, A. Thomas 2, Mayo 1, Ninkovich 1,  
Warren 1, TEAM 16, OPPONENTS 12  
FUM/LOST: Brady 3/2, Faulk 1/0, Maroney 1/1,  
Morris 1/0, Welker 1/0

* PASSING	Att	Cmp	Yds	Cmp%	Yds/Att	TD	TD%	Int	Int%	Long	Sack/Lost	Rating
Brady	352	233	2739	66.2	7.78	19	5.4	6	1.7	71t	12/ 67	100.6
Hoyer	11	9	52	81.8	4.73	0	0.0	0	0.0	16	0/ 0	86.4
TEAM	363	242	2791	66.7	7.69	19	5.2	6	1.7	71t	12/ 67	100.2
OPPONENTS	295	169	1880	57.3	6.37	13	4.4	9	3.1	45	16/ 129	78.4

* RUSHING	No.	Yds	Avg	Long	TD
Maroney	94	378	4.0	45t	4
F. Taylor	45	201	4.5	19	2
Faulk	37	188	5.1	29	0
Morris	30	109	3.6	19	1
Green-Ellis	15	80	5.3	29	0
Brady	16	34	2.1	9	1
Hoyer	9	15	1.7	20	1
Tate	1	11	11.0	11	0
Welker	1	6	6.0	6	0
Edelman	1	5	5.0	5	0
TEAM	249	1027	4.1	45t	9
OPPONENTS	220	990	4.5	50	3

* RECEIVING	No.	Yds	Avg	Long	TD
Welker	64	662	10.3	48	4
Moss	58	891	15.4	71t	7
Faulk	25	199	8.0	38t	1
Edelman	23	202	8.8	29	1
Watson	20	307	15.4	36	4
Morris	12	137	11.4	35	0
Baker	10	91	9.1	36t	1
Aiken	9	139	15.4	54t	1
Maroney	8	51	6.4	17	0
Galloway	7	67	9.6	19	0
Stanback	2	17	8.5	9	0
F. Taylor	2	17	8.5	13	0
Green-Ellis	2	11	5.5	6	0
TEAM	242	2791	11.5	71t	19
OPPONENTS	169	1880	11.1	45	13

* INTERCEPTIONS	No.	Yds	Avg	Long	TD
Meriweather	2	70	35.0	39t	1
Bodden	2	0	0.0	0	0
Butler	2	0	0.0	0	0
Wilhite	1	17	17.0	17	0
Chung	1	2	2.0	2	0
Moss	1	0	0.0	0	0
TEAM	9	89	9.9	39t	1
OPPONENTS	6	83	13.8	26t	1

* PUNTING	No.	Yds	Avg	Net	TB	In	Lg	B
Hanson	31	1227	39.6	34.8	4	11	55	0
TEAM	31	1227	39.6	34.8	4	11	55	0
OPPONENTS	49	2030	41.4	34.7	2	15	64	0

* PUNT RETURNS	Ret	FC	Yds	Avg	Long	TD
Welker	13	9	196	15.1	69	0
Edelman	6	0	63	10.5	35	0
Faulk	5	2	31	6.2	15	0
TEAM	24	11	290	12.1	69	0
OPPONENTS	8	11	69	8.6	16	0

* KICKOFF RETURNS	No.	Yds	Avg	Long	TD
Maroney	9	208	23.1	52	0
Edelman	7	157	22.4	32	0
Faulk	6	144	24.0	32	0
Tate	4	106	26.5	34	0
Slater	3	82	27.3	31	0
Connolly	1	16	16.0	16	0
TEAM	30	713	23.8	52	0
OPPONENTS	38	891	23.4	43	0

* FIELD GOALS	1-19	20-29	30-39	40-49	50+
Gostkowski	0/ 0	6/ 6	10/11	2/ 4	1/1
TEAM	0/ 0	6/ 6	10/11	2/ 4	1/1
OPPONENTS	0/ 0	3/ 3	2/ 2	2/ 3	1/1
Gostkowski:	(41N,20G,28G)	(45G,25G,29G)	(21G,33G,22G,33G)	(32G,33G)	(53G,40N)(39N,33G)()
TEAM:	(38G,34G,40G)	(31G,36G)			
OPPONENTS:	(40G)	(33G,24G,39G)	(26G)()	(48N,24G,41G)()	(52G)()



# 2009 DEFENSIVE STATISTICS

Tackle Statistics based on Coaches Film Review

PLAYER	TACKLES			SACKS			INTERCEPTIONS				FUMBLES				SP. TEAMS				
Name	TT	UT	A	S/	Yds	QH	Int/	Yds	TD	PD	FF	FR/	Yds	TD	TT	UT	A	FF	FR
Gary Guyton	52	33	19	0.0	0.0	4	0	0	0	3	0	0	0	0	0	0	0	0	0
Brandon Meiweather	50	28	22	0.0	0.0	0	2	70	1	5	1	0	0	0	5	3	2	0	0
Brandon McGowan	48	36	12	0.0	0.0	3	0	0	0	4	3	1	0	0	7	5	2	0	1
Jerod Mayo	46	30	16	1.0	11.0	2	0	0	0	0	1	0	0	0	0	0	0	0	0
Vince Wilfork	38	24	14	0.0	0.0	0	0	0	0	2	1	0	0	0	0	0	0	0	0
Ty Warren	36	24	12	1.0	9.0	4	0	0	0	0	0	0	0	0	0	0	0	0	0
Leigh Bodden	35	26	9	0.0	0.0	0	2	0	0	9	0	1	0	0	0	0	0	0	0
Tully Banta-Cain	29	22	7	3.0	22.0	7	0	0	0	1	0	0	0	0	0	0	0	0	0
Shawn Springs	27	24	3	0.0	0.0	0	0	0	0	2	0	0	0	0	0	0	0	0	0
Mike Wright	25	12	13	4.0	41.0	6	0	0	0	2	1	1	0	0	0	0	0	0	0
Jarvis Green	23	13	10	0.0	0.0	2	0	0	0	0	0	0	0	0	0	0	0	0	0
Adalius Thomas	20	11	9	2.0	21.0	4	0	0	0	2	0	0	0	0	0	0	0	0	0
Pat Chung	19	15	4	2.0	13.0	2	1	2	0	1	0	0	0	0	8	3	5	0	0
Jonathan Wilhite	19	17	2	0.0	0.0	0	1	17	0	4	0	1	0	0	2	0	2	0	0
Myron Pryor	18	9	9	0.0	0.0	2	0	0	0	0	1	0	0	0	0	0	0	0	0
Darius Butler	16	15	1	0.0	0.0	0	2	0	0	4	0	0	0	0	0	0	0	0	0
James Sanders	14	11	3	0.0	0.0	0	0	0	0	0	0	1	0	0	3	2	1	0	0
Derrick Burgess	13	7	6	2.0	9.0	3	0	0	0	0	1	0	0	0	0	0	0	0	0
Pierre Woods	10	5	5	0.0	0.0	0	0	0	0	0	0	0	0	0	10	9	1	1	0
Rob Ninkovich	6	3	3	1.0	3.0	2	0	0	0	1	0	0	0	0	4	4	0	0	0
Junior Seau	3	2	1	0.0	0.0	0	0	0	0	0	0	1	0	0	0	0	0	0	0
Terrence Wheatley	2	2	0	0.0	0.0	0	0	0	0	0	0	0	0	0	2	1	1	0	0
Bret Lockett	2	1	1	0.0	0.0	0	0	0	0	0	0	0	0	0	4	2	2	0	0
Ron Brace	1	0	1	0.0	0.0	0	0	0	0	0	0	0	0	0	0	0	0	0	0
Eric Alexander	0	0	0	0.0	0.0	0	0	0	0	0	0	0	0	0	8	4	4	1	0
Sam Aiken	0	0	0	0.0	0.0	0	0	0	0	0	0	0	0	0	7	4	3	1	0
Stephen Gostkowski	0	0	0	0.0	0.0	0	0	0	0	0	0	0	0	0	3	2	1	0	1
Jake Ingram	0	0	0	0.0	0.0	0	0	0	0	1	0	0	0	0	1	0	1	0	0
BenJarvus Green-Ellis	0	0	0	0.0	0.0	0	0	0	0	0	0	0	0	0	2	0	2	0	0
Matthew Slater	0	0	0	0.0	0.0	0	0	0	0	0	0	0	0	0	5	4	1	0	0
Kyle Arrington	0	0	0	0.0	0.0	0	0	0	0	0	0	0	0	0	4	4	0	0	0
Randy Moss	0	0	0	0.0	0.0	0	1	0	0	1	0	0	0	0	0	0	0	0	0
	552	370	182	16.0	129.0	41	9	89	1	42	9	6	0	0	75	47	28	3	1

FUMBLES - LOST (7-3)				
No.	Own		O.B.	
	Lost	Rec		
Tom Brady	3	2	0	0
Kevin Faulk	1	0	0	0
Leigh Bodden	0	0	1	0
Sammy Morris	1	0	0	0
Nick Kaczur	0	0	1	0
Wes Welker	1	0	1	0
Larence Maroney	1	1	0	0
Dan Koppen	0	0	1	0
	7	3	4	0

MISC. OFFENSIVE STATS				
	Tkl	Ast	FF	FR
Randy Moss	1	0	0	0
Logan Mankins	1	0	0	0
Ben Watson	1	0	0	0
Dan Koppen	1	0	0	1
Wes Welker	1	0	0	0
	5	0	0	1

KEY	
TT-Total Tackles	Int/Yds-Interceptions/Yards Returned
UT-Unassisted Tackles	PD-Passes Defensed
A-Assisted Tackles	FF-Forced Fumbles
S/YL-Sacks/Yards Lost	FR/Yds-Fumble Recoveries/Yards Returned
QH-Quarterback Hits	

BLOCKED KICKS		
XP	FG	P
Totals		





# PATRIOTS FOOTBALL NETWORK

The **Patriots Football Network** (PFN) is the full portfolio of media offerings from the three-time Super Bowl Champion New England Patriots. PFN provides Patriots content produced both in-house and with media partners spanning print, television, radio and the Internet.

## PATRIOTS ALL ACCESS

Emmy-Award winning Patriots All Access airs weekly throughout the season on WBZ, Channel 4 in Boston and regional affiliates. Patriots All Access features exclusive, behind-the-scenes access and in-depth weekly features on Patriots players and personnel. Hosted by WBZ's Steve Burton, the show features weekly sit-downs with Coach Bill Belichick, including the popular "Belestrator" segment where the coach breaks down upcoming opponents.



Saturdays at 7:00 p.m. and Sundays at 10:00 a.m. on **WBZ-TV Channel 4 in Boston**  
 Sundays at 10:00 a.m. on **WNAC-TV in Providence**; Saturdays at 12:05 a.m. on **WMUR-TV in Manchester, N.H.**  
 Saturdays at 5:00 a.m. on **WMTW-TV in Portland, Maine**; Saturdays at 5:00 p.m. on **WCTX-TV in Hartford, Conn.**  
 Saturdays at 7:00 p.m. on **WFXQ-TV in Springfield, Mass.**; Sundays at 11:00 a.m. on **WVII-TV in Bangor, Maine**

## TOTALLY PATRIOTS



Totally Patriots, a youth-oriented football show, airs each Sunday morning at 10 a.m. on WSBK, Channel 38 in Boston. Each week, Totally Patriots allows the next generation of Patriots fans unprecedented access to their favorite players, enabling them to ask questions in a relaxed, informal setting. The program also includes the opportunity to win college scholarships by writing weekly essays on the Patriots.

### PATRIOTS TODAY AND PATRIOTS THIS WEEK

**PATRIOTS TODAY:** Available daily at Patriots.com and on Verizon Fios on Demand

**PATRIOTS THIS WEEK:** Saturdays at 10:00 p.m. on WSBK Channel 38 *Patriots Today* gives fans a daily, in-depth look at the club that is unmatched by any other outlet. The show is hosted by Kristina Akra with daily reports from Brian Lowe and twice-weekly analysis from PFW's Paul Perillo. This daily Webcast is dedicated exclusively to the Patriots and provides daily features, reports and commentary that will satisfy every fan's daily Patriots fix. Every Saturday night during the season on Channel 38, Kristina Akra will bring you *Patriots This Week*, providing a thorough recap of each week's developments.

### PATRIOTS.COM NEWS

Patriots.com features daily updates and exclusive content from the writers of *Patriots Football Weekly*, offering everything from breaking news to player features and the popular "Ask PFW" postings.

### VIDEO

The first professional sports team website to offer streaming video provides Patriots fans with a variety of exclusive video content. Visitors can choose their channel and watch exclusive video from news to cheerleaders. Patriots.com also features video of every Patriots press conference, including postgame press conferences and Coach Belichick's weekday media updates.

### AUDIO

Patriots Web Radio programming is available exclusively on Patriots.com 24 hours a day, seven-days a week Monday. Kicking off the programming lineup is PFW In Progress, a daily online program that features candid commentary from the writers of *Patriots Football Weekly*. Following PFW In Progress is Patriots Playbook, hosted by John Rooke, featuring items from around the NFL. Stay tuned for the debut of new shows during the 2009 season. Patriots.com also offers streaming audio of every Patriots press conference, as well as archives of Patriots.com Radio shows. Patriots.com provides podcasts of Patriots.com radio offerings as well as exclusive content.

### PATRIOTS MONDAY ON WEEI

WEEI Sports Radio broadcasts Patriots Monday each week, offering fans unique insight and analysis from Coach Belichick and Tom Brady in addition to other Patriots players. WEEI will broadcast Patriots Monday live from Gillette Stadium each Monday, kicking off with Dennis & Callahan at 6:00 a.m.

### PATRIOTS FRIDAY ON WEEI

WEEI Sports Radio broadcasts Patriots Friday each week, offering fans a look ahead at the weekend's game, match ups and rivalries. Various Patriots players will be featured on air. WEEI will broadcast Patriots Fridays each week throughout the season, kicking off with Dennis & Callahan at 6:00 a.m., followed by Dale & Holley at 10:00 a.m. and The Big Show with Glenn Ordway from 2:00 to 6:00 p.m.

### 98.5 THE SPORTS HUB PATRIOTS RADIO NETWORK

A new era in Patriots Radio history begins this season, with the move of the game broadcasts to 98.5 FM, Boston's Sports Hub. The transition to Boston's new all-sports radio station insures that Patriots fans will continue to hear every kick, block and tackle in stereo, and without static, in crystal-clear FM quality. Fans all over New England will be able to listen in to any of 36 stations on the Safety Insurance 98.5 The Sports Hub Patriots Radio Network, starting with Patriots Preview three hours before kickoff, and capped off with Patriots Postgame for three hours after the final gun.



### FLAGSHIP STATION

#### 98.5 FM Boston's Sports Hub

#### MASSACHUSETTS

WAQY	Springfield	102.1 FM
WBEC	Pittsfield	1420 AM
WPKZ	Fitchburg	1280 AM
WNAW	N. Adams	1230 AM
WBSM	New Bedford	1420 AM
WPVQ	Greenfield	95.3 FM
WSAR	Fall River	1480 AM
WSBS	Gt. Barrington	860 AM
WWFX	Worcester	100.1 FM
WXTK	Hyannis	95.1 FM

#### MAINE

WEBB	Augusta	98.5 FM
WWMJ	Bangor	95.7 FM
WBLM	Portland	102.9 FM
WEGP	Presque Isle	1390 AM

#### CONNECTICUT

WCCC	Hartford	106.9 FM
WXLN	New London	104.7 FM
WINY	Putnam	1350 AM
WGCH	Greenwich	1490 AM

#### NEW HAMPSHIRE

WTPL	Concord	107.7 FM
WSAK	Hampton	102.1 FM
WLKZ	Laconia	104.9 FM
WKNE	Keene	99.1 FM
WSHK	Portsmouth	105.3 FM
WSMN	Nashua	1590 AM
WPKQ	N. Conway	103.7 FM
WGAM	Manchester	1250 AM

#### RHODE ISLAND

WPRO	Providence	630 AM
WEAN	Providence	99.7 FM

#### VERMONT

WBTN	Bennington	1370 AM
WORK	Barre	107.1 FM
WKVT	Brattleboro	92.7 FM
WEAV	Burlington	960 AM
WIKE	Newport	1490 AM
WEXP	Rutland	101.5 FM
WSTJ	St Johnsbury	1340 AM
WMXR	Woodstock	93.9 FM



# Patriots Game Notes

## OFFENSE

### WR Wes Welker (TR-MIA, '07)

Sixth-year veteran leads the NFL with 287 receptions since the start of the 2007 season...Racked up a career-high 150 receiving yards in win over Tennessee (10/18)... In 2004, Welker became the first player in NFL history to return a punt, return a kick, kick a field goal, kick an extra point and kickoff in the same game-against the Patriots.



#### Welker vs. New York Jets

G	Rec	Yds	Avg	LG	TD
10	33	378	11.5	29	1

#### Kick Returns

No	Yds	Avg	LG	TD
27	537	19.9	43	0

#### Punt Returns

No	FC	Yds	Avg	Lg	TD
25	11	156	6.2	23	0

### LT Matt Light (D2, '01)

One of four remaining players from the Patriots first Super Bowl win (Tom Brady, Kevin Faulk and Stephen Neal)...In 2007, Light started every game as part of a Patriots offensive line that allowed just 21 sacks, the fewest for the franchise in 30 years.



*This is Light's 16<sup>th</sup> game vs. Indianapolis*

### LG Logan Mankins (D2, '05)

Fifth-year mainstay at guard earned Pro Bowl honors in 2007, becoming the only Patriots guard along with John Hannah to make the Pro Bowl since the 1970 AFL-NFL Merger.

*This is Mankins' 11<sup>th</sup> game vs. New York Jets*

### C Dan Koppen (D5, '03)

Koppen has started 96 of 97 games for the Patriots over seven seasons with the club...Earned first career Pro-Bowl selection in 2007, becoming the third center in Patriots history to garner All-Star status.

*This is Koppen's 13<sup>th</sup> game vs. New York Jets*

### RG Stephen Neal (FA, '01)

One of the longest tenured Patriots, Neal was signed as a rookie free agent in 2001 and wears three Super Bowl rings for his efforts.

*This is Neal's tenth game vs. New York Jets*

### RT Nick Kaczur (D3, '05)

Kaczur, a native of Brantford, Ontario, has started 58 of 63 regular season contests and seven playoff games in his four-year career... Became first four-time All-Mid America Conference player in Toledo history.

*This is Kaczur's tenth game vs. New York Jets*

### TE Benjamin Watson (D1, '04)

Holds the club record for longest touchdown reception (63 yards) in Patriots playoff history (1/7/06 vs. Jacksonville)...Recorded the third multi-touchdown game of his career when he snagged two touchdowns in the final 2:10 of a come-from-behind win vs. Buffalo (9/15/09)...Tied for second on the team with four trips to the end zone in 2009.

#### Watson vs. New York Jets

G	Rec	Yds	Avg	LG	TD
8	26	279	10.7	25	2

### WR Randy Moss (TR-OAK, '07)

12-year veteran is second all-time in NFL history with 63 career 100-yard receiving games...Ranks second all-time with 142 touchdown grabs...Tied a career single-game best with 12 receptions vs. Buffalo (9/14)...Recorded his eighth game of three or more touchdown receptions vs. Tennessee (10/18).

#### Moss vs. New York Jets

G	Rec	Yds	Avg	LG	TD
7	29	438	15.1	51t	2



### QB Tom Brady (D6, '00)

Brady enters this week's game with a career winning percentage of .775, the best record of any NFL quarterback in the Super Bowl Era with at least 100 starts...Has been named AFC Offensive Player of the Week twice already in 2009, including Week 6, when he threw a record five touchdown passes in one quarter...Also named AFC Offensive Player of the Month for October.

#### Brady vs. New York Jets

G	Att	Com	Yds	Pct.	TD	INT	LG
15	488	305	3052	.625	17	7	51t

### RB Laurence Maroney (D1, '06)

Rushed for a career high 156 yards against the Dolphins in 2007...Fourth-year veteran leads the team in rushing attempts (94), yards (378) and rushing touchdowns (4)...Scampered to his fifth career 100-yard rushing performance in a 59-0 victory over Tennessee in Week 6...Also took off for a 2009 team best 45-yard touchdown run against the Titans.

#### Maroney vs. New York Jets

G	No	Yds	Avg.	LG	TD
7	106	386	3.6	14	2

#### Kick Returns

No	Yds	Avg	LG	TD
11	286	26.0	39	0

### TE Chris Baker (FA, '09)

Eight-year veteran joined the Patriots in 2009 after seven seasons with the New York Jets...Played in his 100<sup>th</sup> career game in the season opener vs. Buffalo (9/14)...Hauled in his first touchdown as a Patriots vs. Atlanta (9/27).

#### Baker vs. New York Jets

G	Rec	Yds	Avg	LG	TD
1	1	1	1.0	1	0



# PATRIOTS GAME NOTES

## DEFENSE

### LE Ty Warren (D1, '03)

Seventh-year veteran is fifth on the team with 36 tackles...Racked up a season-high eight tackles and a sack Week 2 vs. the Jets (9/20).

#### **Warren vs. New York Jets**

G	Tot	Sol	Ast	Sk/Yds	Int/Yds	PD	FF	FR
12	51	29	22	1.5/7.5	0	0	0	0

### NT Vince Wilfork (D1, '04)

Sixth-year veteran is sixth on the team with 38 tackles...Registered season high eight tackles Week 5 at Denver (10/11).

#### **Wilfork vs. New York Jets**

G	Tot	Sol	Ast	Sk/Yds	Int/Yds	PD	FF	FR
12	49	33	16	2.0/12.0	0	0	1	0

### RE Jarvis Green (D4, '02)

Eighth-year veteran's 115 games played for the Patriots rank first among active New England defensive players ...Tallied a season-high seven tackles vs. the New York Jets (9/20).



#### **Green vs. New York Jets**

G	Tot	Sol	Ast	Sk/Yds	Int/Yds	PD	FF	FR
15	49	37	12	5.5/38.0	0	0	0	1

### OLB Tully Banta-Cain (FA, '09)

Seventh-year veteran returned to the Patriots for a fifth season after a two-year hiatus spent with the San Francisco 49ers...Second on the team with three sacks...Leads the defense with seven quarterback hurries.

#### **Banta-Cain vs. New York Jets**

G	Tot	Sol	Ast	Sk/Yds	Int/Yds	PD	FF	FR
9	7	6	1	2.5/17.0	0	0	0	0

### ILB Jerod Mayo (D1, '08)

Registered a 2009 team best 16 tackles vs. Miami (11/8)...In 2008, Mayo became the second Patriots player to win the Associated Press Defensive Rookie of the Year Award...Made a career-high 23 tackles against the Jets last season (11/13/08)...Led the 2008 Patriots with 139 tackles, 54 more than the next best on the team.



#### **Mayo vs. New York Jets**

G	Tot	Sol	Ast	Sk/Yds	Int/Yds	PD	FF	FR
2	32	23	9	0	0	1	0	0

### ILB Gary Guyton (FA, '08)

Was the only 2008 undrafted rookie to make the Patriots' opening day roster...Currently third on the team with 44 tackles...Tallied a career-high 13 stops vs. the New York Jets (9/20).

#### **Guyton vs. New York Jets**

G	Tot	Sol	Ast	Sk/Yds	Int/Yds	PD	FF	FR
3	15	8	7	0	0	2	0	1

### OLB Adalius Thomas (FA, '07)

Tenth-year veteran is one of six active linebackers with 50 or more sacks...Thomas' 12.5 sacks since 2007 leads the team.

#### **Thomas vs. New York Jets**

G	Tot	Sol	Ast	Sk/Yds	Int/Yds	PD	FF	FR
6	29	20	9	4.5/34.5	0	3	2	0



### LCB Jonathan Wilhite (D4, '08)

Second-year player has accumulated 19 tackles and three passes defended in 2009...Defensed two passes and recovered his first career fumble vs. Tennessee (10/18)...Intercepted his first pass of the season vs. Indianapolis (11/15).

#### **Wilhite vs. New York Jets**

G	Tot	Sol	Ast	Sk/Yds	Int/Yds	PD	FF	FR
3	2	2	0	0	0	0	0	0

### RCB Leigh Bodden (FA, '09)

Seventh-year veteran leads the team with seven passes defended...Intercepted the first pass of the season for the Patriots vs. Baltimore (10/4).

#### **Bodden vs. New York Jets**

G	Tot	Sol	Ast	Sk/Yds	Int/Yds	PD	FF	FR
3	8	4	4	0	0	4	0	1

### SS Brandon Meriweather (D1, '07)

Third-year veteran leads the Patriots with 50 tackles...Earned the AFC's Defensive Player of the Week Award after intercepting two passes and returning one for his first career touchdown vs. Tampa Bay (10/25)...Tallied a career-high 12 tackles at Denver (10/11).

#### **Meriweather vs. New York Jets**

G	Tot	Sol	Ast	Sk/Yds	Int/Yds	PD	FF	FR
5	16	10	6	0	1/6.0	1	0	0

### FS Brandon McGowan (FA, '09)

Fifth-year veteran is second on the team in tackles (48)...Led the team in both defensive tackles (7) and special teams tackles (2) vs. Tennessee (10/18).

#### **McGowan vs. New York Jets**

G	Tot	Sol	Ast	Sk/Yds	Int/Yds	PD	FF	FR
1	4	4	0	0	0	0	0	0





# ONE HISTORIC GAME: 10/18/2009

The New England Patriots set team records for points in a game (59) and total net yards (619) in a 59-0 victory against the Tennessee Titans in snowy conditions at Gillette Stadium. The Patriots 59-point victory ties the largest margin of victory by any team since the 1970 AFL-NFL merger, equaling the L.A. Rams' 59-point win over Atlanta on Dec. 4, 1976 (59-0).

**Patriots 59  
Titans 0**

QB Tom Brady completed 29-of-34 pass attempts for 380 yards with six touchdown passes, wide receivers Wes Welker (10-150-2 TDs) and Randy Moss (8-129-3 TDs) both went over 100 yards receiving, and RB Laurence Maroney added 123 yards rushing on the ground.

Brady had 345 yards passing in the first half alone, and set an NFL record with five touchdown passes in the second quarter. For his contributions, Brady earned AFC Offensive Player of the Week honors for the second time on the young 2009 season. New England built a 45-0 halftime lead, the largest halftime lead in NFL history.

## What They Said:

### QB Tom Brady

(On the Patriots' historic output)

"You know, some days out there when it's snowy like that, it's actually an advantage for the offense. Today was one of those days because we had good footing and it's just fun to be a part of it. I was saying, when you see the weather forecast on Thursday, you're kind of [angry] and then once the day of the game comes around, everyone is excited because you're out there and you're like, 'This is football. This is how it should be.'"



### WR Wes Welker

(On why the Patriots seem to play so well in the snow)

"I know Coach [Belichick] does a really good job of coaching us up: what's good, what's bad, making sure we have good footing, the right cleats, things like that. And understanding that we need to be in the right type of plays and being able to come off breaks and things like that are going to be a little bit different under the conditions. We need to make sure that in the kicking game we're taking care of our responsibilities and things like that."

### Head Coach Bill Belichick

(On the Patriots' level of execution)

"[It's] good players. The players were the ones out there playing today and they did a good job. They kept their feet. They handled the ball well. They handled it cleanly. We missed some tackles on defense, but we made some. We made some plays defensively, turning the ball over. Some of those were tough catches, good plays, but we got them. The credit goes to the players; they did a great job."



## NFL RECORDS SET AGAINST TITANS

- Most touchdown passes in a quarter, 5 (Tom Brady in the second quarter)
- Largest halftime lead, 45 points (45-0)
- 

## TEAM RECORDS SET AGAINST TITANS

- Most points in a game (59)
- Most points in a half (45 in first half)
- Most total net yards in a game (619)
- Most passing net yards in a game (426, tie)
- Most touchdowns in a game (8, tie)
- Most passing yards in a half (Tom Brady, 345)
- Most passing touchdowns in a half (Tom Brady, 5 in first half)
- Most passing touchdowns in a game (Tom Brady, 6, tie)
- 

## 45-0 HALFTIME LEAD IS LARGEST EVER

New England's 45-0 halftime lead against the Titans was the largest halftime lead in NFL history. The previous largest halftime lead was 42 points, when Green Bay held a 42-7 halftime lead at Miami on Oct. 21, 2007.

## PATRIOTS SET TEAM RECORD WITH 619 YARDS

The Patriots set a franchise record with 619 total net yards against Tennessee (10/18). The 619-yard performance was the fifth highest single-game total by an NFL team since the 1970 merger and was the ninth 600-yard game by an NFL team since 1970. The Patriots are the 6th team since 1990 to register 600 or more yards of total offense.

### PATRIOTS RECORDS / TOTAL NET YARDS IN GAME

Date	Opp.	Total Net Yards	Passing	Rushing
10/18/09	Tennessee	619	426	193
09/09/79	N.Y. Jets	597	365	232
11/23/08	at Miami	530	408	122
10/29/78	N.Y. Jets	529	289	240
12/18/65	Houston Oilers	526	336	190

### BRADY THROWS 6 TDs FOR 2ND TIME

Tom Brady threw six touchdown passes in a single game for the second time in his career in the 59-0 win over Tennessee (10/18). Brady joins a list of just four other QBS who have thrown 6 tds in a game twice.

QB	TIMES	LAST	QB	TIMES	LAST
T.Brady	2	2009	Y.Tittle	2	1962
P.Manning	2	2004	G.Blanda	2	1962
C.Johnson	2	1969			





# 2009 New England Patriots Roster

AS OF NOVEMBER 17, 2009

## ALPHABETICAL ROSTER

#	NAME	POS	HT	WT	BORN	YR	COLLEGE	H.S. HOMETOWN
88	Aiken, Sam	WR	6-2	215	12/14/1980	7	North Carolina	Kenansville, N.C.
52	Alexander, Eric	LB	6-2	240	2/8/1982	5	Louisiana State	Port Arthur, Texas
27	Arrington, Kyle	CB	5-10	196	8/12/1986	1	Hofstra	Accokeek, Md.
86	Baker, Chris	TE	6-3	258	11/18/1979	8	Michigan State	St. Albans, N.Y.
95	Banta-Cain, Tully	LB	6-2	250	8/28/1980	7	California	Sunnyvale, Calif.
23	Bodden, Leigh	CB	6-1	193	9/24/1981	7	Duquesne	Hyattsville, Md.
92	Brace, Ron	DL	6-3	330	12/18/1986	R	Boston College	Worcester, Mass.
12	Brady, Tom	QB	6-4	225	8/3/1977	10	Michigan	San Mateo, Calif.
53	Burgess, Derrick	LB	6-2	260	8/12/1978	9	Mississippi	Greenbelt, Md.
28	Butler, Darius	CB	5-10	185	3/18/1986	R	Connecticut	Ft. Lauderdale, Fla.
25	Chung, Pat	S	5-11	212	8/19/1987	R	Oregon	Rancho Cucamonga, Calif.
63	Connolly, Dan	OL	6-4	313	9/2/1982	4	Southeast Missouri St.	St. Louis, Mo.
11	Edelman, Julian	WR	6-0	198	5/22/1986	R	Kent State	Redwood City, Calif.
33	Faulk, Kevin	RB	5-8	202	6/5/1976	11	Louisiana State	Carencro, La.
3	Gostkowski, Stephen	K	6-1	215	1/28/1984	4	Memphis	Madison, Miss.
97	Green, Jarvis	DL	6-3	285	1/12/1979	8	Louisiana State	Donaldsonville, La.
42	Green-Ellis, BenJarvus	RB	5-11	215	7/2/1985	2	Mississippi	New Orleans, La.
59	Guyton, Gary	LB	6-3	245	11/14/1985	2	Georgia Tech	Hinesville, Ga.
6	Hanson, Chris	P	6-2	202	10/25/1976	11	Marshall	Sharpsburg, Ga.
8	Hoyer, Brian	QB	6-2	215	10/13/1985	R	Michigan State	North Olmstead, Ohio
47	Ingram, Jake	LS	6-3	235	10/23/1985	R	Hawaii	Mililani, Hawaii
77	Kaczur, Nick	T	6-4	315	7/28/1979	5	Toledo	Brantford, Ontario
67	Koppen, Dan	C	6-2	296	9/12/1979	7	Boston College	Whitehall, Pa.
64	LeVoir, Mark	T	6-7	310	7/29/1982	3	Notre Dame	Eden Prairie, Minn.
72	Light, Matt	T	6-4	305	6/23/1978	9	Purdue	Greenville, Ohio
38	Lockett, Bret	DB	6-1	211	10/7/1986	R	UCLA	Diamond Bar, Calif.
70	Mankins, Logan	G	6-4	310	3/10/1982	5	Fresno State	Catheys Valley, Calif.
39	Maroney, Laurence	RB	5-11	220	2/5/1985	4	Minnesota	St. Louis, Mo.
51	Mayo, Jerod	LB	6-1	245	2/23/1986	2	Tennessee	Hampton, Va.
30	McGowan, Brandon	S	5-11	210	9/26/1983	5	Maine	Jersey City, N.J.
31	Meriweather, Brandon	S	5-11	200	1/14/1984	3	Miami (Fla.)	Apopka, Fla.
34	Morris, Sammy	RB	6-0	220	3/23/1977	10	Texas Tech	San Antonio, Texas
81	Moss, Randy	WR	6-4	210	2/13/1977	12	Marshall	Rand, W. Va.
61	Neal, Stephen	G	6-4	305	10/9/1976	8	Cal State-Bakersfield	San Diego, Calif.
50	Ninkovich, Rob	LB	6-2	255	2/1/1984	4	Purdue	Blue Island, Ill.
60	Ohrnberger, Rich	OL	6-2	300	2/14/1986	R	Penn State	East Meadow, N.Y.
91	Pryor, Myron	DL	6-1	310	6/13/1986	R	Kentucky	Louisville, Ky.
36	Sanders, James	S	5-10	210	11/11/1983	5	Fresno State	Porterville, Calif.
55	Seau, Junior	LB	6-3	248	1/19/1969	20	USC	San Diego, Calif.
18	Slater, Matthew	WR	6-0	200	9/9/1985	2	UCLA	Anaheim, Calif.
29	Springs, Shawn	CB	6-0	204	3/11/1975	13	Ohio State	Silver Spring, Md.
9	Stanback, Isaiah	QB/WR	6-2	208	8/16/1984	3	Washington	Seattle, Wash.
21	Taylor, Fred	RB	6-1	228	1/27/1976	12	Florida	Belle Glade, Fla.
96	Thomas, Adalius	LB	6-2	270	8/18/1977	10	Southern Mississippi	Equality, Ala.
76	Vollmer, Sebastian	OL	6-8	315	7/10/1984	R	Houston	Kaartst, Germany
94	Warren, Ty	DL	6-5	300	2/6/1981	7	Texas A&M	Bryan, Texas
84	Watson, Benjamin	TE	6-3	255	12/18/1980	6	Georgia	Rock Hill, S.C.
83	Welker, Wes	WR	5-9	185	5/1/1981	6	Texas Tech	Oklahoma City, Okla.
22	Wheatley, Terrence	CB	5-9	185	5/5/1985	2	Colorado	Plano, Texas
75	Wilfork, Vince	NT	6-2	325	11/4/1981	6	Miami (Fla.)	Boynton Beach, Fla.
24	Wilhite, Jonathan	CB	5-11	185	2/23/1984	2	Auburn	Monroe, La.
58	Woods, Pierre	LB	6-5	255	1/6/1982	4	Michigan	Cleveland, Ohio
99	Wright, Mike	DL	6-4	295	3/1/1982	5	Cincinnati	Cincinnati, Ohio

## NUMERICAL ROSTER

#	NAME	POS
3	Stephen Gostkowski	K
6	Chris Hanson	P
8	Brian Hoyer	QB
9	Isaiah Stanback	QB/WR
11	Julian Edelman	WR
12	Tom Brady	QB
18	Matthew Slater	WR
21	Fred Taylor	RB
22	Terrence Wheatley	CB
23	Leigh Bodden	CB
24	Jonathan Wilhite	CB
25	Pat Chung	S
27	Kyle Arrington	CB
28	Darius Butler	CB
29	Shawn Springs	CB
30	Brandon McGowan	S
31	Brandon Meriweather	S
33	Kevin Faulk	RB
34	Sammy Morris	RB
36	James Sanders	S
38	Bret Lockett	DB
39	Laurence Maroney	RB
42	BenJarvus Green-Ellis	RB
47	Jake Ingram	LS
50	Rob Ninkovich	LB
51	Jerod Mayo	LB
52	Eric Alexander	LB
53	Derrick Burgess	LB
55	Junior Seau	LB
58	Pierre Woods	LB
59	Gary Guyton	LB
60	Rich Ohrnberger	OL
61	Stephen Neal	G
63	Dan Connolly	OL
64	Mark LeVoir	T
67	Dan Koppen	C
70	Logan Mankins	G
72	Matt Light	T
75	Vince Wilfork	NT
76	Sebastian Vollmer	OL
77	Nick Kaczur	T
81	Randy Moss	WR
83	Wes Welker	WR
84	Benjamin Watson	TE
86	Chris Baker	TE
88	Sam Aiken	WR
91	Myron Pryor	DL
92	Ron Brace	DL
94	Ty Warren	DL
95	Tully Banta-Cain	LB
96	Adalius Thomas	LB
97	Jarvis Green	DL
99	Mike Wright	DL

## PRACTICE SQUAD

#	NAME	POS	HT	WT	BORN	YR	COLLEGE	H.S. HOMETOWN
62	Adams, Titus	DL	6-4	305	1/28/1983	1	Nebraska	Omaha, Neb.
49	Davis, Bruce	LB	6-3	252	9/2/1985	2	UCLA	Houston, Texas
80	Myers, Rob	TE	6-4	240	4/9/1986	R	Utah State	Houston, Texas
10	Nunn, Terrence	WR	6-0	195	7/25/1986	R	Nebraska	Houston, Texas
90	Richard, Darryl	DL	6-4	295	6/17/1986	R	Georgia Tech	Destrehan, La.
69	Wendell, Ryan	C	6-2	285	3/4/1986	1	Fresno State	Diamond Bar, Calif.
48	Williams, Thomas	LB	6-1	237	12/25/1984	2	USC	Vacaville, Calif.

## PRACTICE SQUAD

#	NAME	POS
10	Terrence Nunn	WR
48	Thomas Williams	LB
49	Bruce Davis	LB
62	Titus Adams	DL
69	Ryan Wendell	C
80	Rob Myers	TE
90	Darryl Richard	DL

## RESERVE/INJURED LIST

#	NAME	POS	HT	WT	BORN	YR	COLLEGE	H.S. HOMETOWN
66	Bussey, George	OL	6-3	305	10/24/1984	R	Louisville	Louisville, Ky.
98	Crable, Shawn	LB	6-5	243	12/26/1984	2	Michigan	Massillon, Ohio
44	McKenzie, Tyrone	LB	6-2	240	12/11/1985	R	South Florida	Riverview, Fla.
19	Tate, Brandon	WR	6-1	195	10/5/1987	R	North Carolina	Burlington, N.C.
35	Taylor, Chris	RB	6-0	224	11/7/1983	4	Indiana	Memphis, Tenn.

## RESERVE/INJURED LIST

#	NAME	POS
19	Brandon Tate	WR
35	Taylor, Chris	RB
44	McKenzie, Tyrone	LB
66	Bussey, George	OL
98	Crable, Shawn	LB

## PRACTICE SQUAD/INJURED

#	NAME	POS	HT	WT	BORN	YR	COLLEGE	H.S. HOMETOWN
85	Agnone, Robbie	TE	6-6	260	10/21985	R	Delaware	Etters, Pa.

## PRACTICE SQUAD/INJURED

#	NAME	POS
85	Robbie Agnone	TE

## RESERVE/MILITARY LIST

#	NAME	POS	HT	WT	BORN	YR	COLLEGE	H.S. HOMETOWN
15	Barnes, Tyree	WR	6-0	196	4/15/1986	R	Navy	Hampton, Va.
44	Kettani, Eric	RB	5-11	235	3/26/1987	R	Navy	Kirtland, Ohio
15	White, Shun	WR	5-8	195	12/9/1985	R	Navy	Memphis, Tenn.

## RESERVE/MILITARY LIST

#	NAME	POS
15	Tyree Barnes	WR
15	Shun White	WR
44	Eric Kettani	RB

## HEAD COACH: BILL BELICHICK

**ASSISTANTS:** Josh Boyer, Defensive Backs; Ivan Fears, Running Backs; Pepper Johnson, Defensive Line; Harold Nash, Assistant Strength and Conditioning;

Bill O'Brien, Quarterbacks; Scott O'Brien, Special Teams; Chad O'Shea, Receivers; Matt Patricia, Linebackers; Dean Pees, Defensive Coordinator;

Dante Scarnecchia, Assistant Head Coach/Offensive Line; Shane Waldron, Tight Ends; Mike Woicik, Strength and Conditioning



# 2009 NUMERICAL ROSTER

November 17, 2009

#	NAME	POS	HT	WT	AGE	YR	COLLEGE	HOW ACQ.
3	Stephen Gostkowski	K	6-1	215	25	4	Memphis	D4b-06
6	Chris Hanson	P	6-2	202	33	11	Marshall	FA(NO)-07
8	Brian Hoyer	QB	6-2	215	24	R	Michigan State	FA-09
9	Isaiah Stanback	QB/WR	6-2	208	25	3	Washington	FA-09
11	Julian Edelman	WR	6-0	198	23	R	Kent State	D7a-09
12	Tom Brady	QB	6-4	225	32	10	Michigan	D6b-00
18	Matthew Slater	WR	6-0	200	24	2	UCLA	D5-08
21	Fred Taylor	RB	6-1	228	33	12	Florida	FA(JAX)-09
22	Terrence Wheatley	CB	5-9	185	24	2	Colorado	D2-08
23	Leigh Bodden	CB	6-1	193	28	7	Duquesne	FA(DET)-09
24	Jonathan Wilhite	CB	5-11	185	25	2	Auburn	D4-08
25	Pat Chung	S	5-11	212	22	R	Oregon	D2a-09
27	Kyle Arrington	CB	5-10	196	23	1	Hofstra	FA-08
28	Darius Butler	CB	5-10	185	23	R	Connecticut	D2c-09
29	Shawn Springs	CB	6-0	204	34	13	Ohio State	FA(WAS)-09
30	Brandon McGowan	S	5-11	210	26	5	Maine	UFA(CHI)-09
31	Brandon Meriweather	S	5-11	200	25	3	Miami (Fla.)	D1-07
33	Kevin Faulk	RB	5-8	202	33	11	Louisiana State	D2-99
34	Sammy Morris	RB	6-0	220	32	10	Texas Tech	UFA (MIA)-07
36	James Sanders	S	5-10	210	26	5	Fresno State	D4-05
38	Bret Lockett	DB	6-1	211	22	R	UCLA	CW (CLE)-09
39	Laurence Maroney	RB	5-11	220	24	4	Minnesota	D1-06
42	BenJarvus Green-Ellis	RB	5-11	215	24	2	Mississippi	FA-08
47	Jake Ingram	LS	6-3	235	24	R	Hawaii	D6a-09
50	Rob Ninkovich	LB	6-2	255	25	4	Purdue	FA-09
51	Jerod Mayo	LB	6-1	245	23	2	Tennessee	D1-08
52	Eric Alexander	LB	6-2	240	27	5	Louisiana State	FA-04
53	Derrick Burgess	LB	6-2	260	31	9	Mississippi	TR(OAK)-09
55	Junior Seau	LB	6-3	248	40	20	USC	FA-09
58	Pierre Woods	LB	6-5	255	27	4	Michigan	FA-06
59	Gary Guyton	LB	6-3	245	24	2	Georgia Tech	FA-08
60	Rich Ohrnberger	OL	6-2	300	23	R	Penn State	D4-09
61	Stephen Neal	G	6-4	305	33	8	Cal State-Bakersfield	FA-01
63	Dan Connolly	OL	6-4	313	27	4	Southeast Missouri St.	FA(JAX)-08
64	Mark LeVoir	T	6-7	310	27	3	Notre Dame	CW (STL)-08
67	Dan Koppen	C	6-2	296	30	7	Boston College	D5-03
70	Logan Mankins	G	6-4	310	27	5	Fresno State	D1-05
72	Matt Light	T	6-4	305	31	9	Purdue	D2-01
75	Vince Wilfork	NT	6-2	325	28	6	Miami (Fla.)	D1a-04
76	Sebastian Vollmer	OL	6-8	315	25	R	Houston	D2d-09
77	Nick Kaczur	T	6-4	315	30	5	Toledo	D3b-05
81	Randy Moss	WR	6-4	210	32	12	Marshall	TR (OAK)-07
83	Wes Welker	WR	5-9	185	28	6	Texas Tech	TR (MIA)-07
84	Benjamin Watson	TE	6-3	255	28	6	Georgia	D1b-04
86	Chris Baker	TE	6-3	258	29	8	Michigan State	FA(NYJ)-09
88	Sam Aiken	WR	6-2	215	28	7	North Carolina	UFA (BUF)-08
91	Myron Pryor	DL	6-1	310	23	R	Kentucky	D6b-09
92	Ron Brace	DL	6-3	330	22	R	Boston College	D2b-09
94	Ty Warren	DL	6-5	300	28	7	Texas A&M	D1-03
95	Tully Banta-Cain	LB	6-2	250	29	7	California	FA(SF)-09
96	Adalius Thomas	LB	6-2	270	32	10	Southern Mississippi	UFA(BAL)-07
97	Jarvis Green	DL	6-3	285	30	8	Louisiana State	D4b-02
99	Mike Wright	DL	6-4	295	27	5	Cincinnati	FA-05

PRACTICE SQUAD

#	NAME	POS	HT	WT	AGE	YR	COLLEGE	HOW ACQ.
10	Terrence Nunn	WR	6-0	195	23	R	Nebraska	FA-09
48	Thomas Williams	LB	6-1	237	24	2	USC	FA-09
49	Bruce Davis	LB	6-3	252	24	2	UCLA	D3-08
62	Titus Adams	DL	6-4	305	26	1	Nebraska	FA-08
69	Ryan Wendell	C	6-2	285	23	1	Fresno State	FA-08
80	Rob Myers	TE	6-4	240	23	R	Utah State	FA-09
90	Darryl Richard	DL	6-4	295	23	R	Georgia Tech	D7b-09

RESERVE/INJURED LIST

#	NAME	POS	HT	WT	AGE	YR	COLLEGE	INJURY (IR date)
35	Chris Taylor	RB	5-8	224	25	4	Indiana	shoulder (9/5/09)
44	Tyrone McKenzie	LB	6-2	240	23	R	South Florida	knee (8/31/09)
66	George Bussey	OL	6-3	305	24	R	Louisville	knee (9/5/09)
19	Brandon Tate	WR	6-1	195	22	R	North Carolina	knee (11/14/09)
98	Shawn Crable	LB	6-5	243	24	2	Michigan	groin (9/5/09)

PRACTICE SQUAD/INJURED

#	NAME	POS	HT	WT	AGE	YR	COLLEGE	INJURY (IR date)
85	Robbie Agnone	TE	6-6	260	23	R	Delaware	Shoulder (11/3/09)

RESERVE/MILITARY LIST

#	NAME	POS	HT	WT	AGE	YR	COLLEGE	DATE
15	Tyree Barnes	WR	6-0	196	23	R	Navy	July, 23
15	Shun White	WR	5-8	195	23	R	Navy	August, 17
44	Eric Kettani	RB	5-11	235	22	R	Navy	July, 23



# 2009 POSITIONAL ROSTER

November 17, 2009								
DEFENSE (26)								
#	NAME	POS	HT	WT	BORN	YR	COLLEGE	H.S. HOMETOWN
DEFENSIVE LINE (6)								
92	Brace, Ron	DL	6-3	330	12/18/1986	R	Boston College	Worcester, Mass.
97	Green, Jarvis	DL	6-3	285	1/12/1979	8	Louisiana State	Donaldsonville, La.
91	Pryor, Myron	DL	6-1	310	6/13/1986	R	Kentucky	Louisville, Ky.
94	Warren, Ty	DL	6-5	300	2/6/1981	7	Texas A&M	Bryan, Texas
75	Wilfork, Vince	NT	6-2	325	11/4/1981	6	Miami (Fla.)	Boynton Beach, Fla.
99	Wright, Mike	DL	6-4	295	3/1/1982	5	Cincinnati	Cincinnati, Ohio
LINEBACKER (9)								
52	Alexander, Eric	LB	6-2	240	2/8/1982	5	Louisiana State	Port Arthur, Texas
95	Banta-Cain, Tully	LB	6-2	250	8/28/1980	7	California	Sunnyvale, Calif.
53	Burgess, Derrick	LB	6-2	260	8/12/1978	9	Mississippi	Greenbelt, Md.
59	Guyton, Gary	LB	6-3	245	11/14/1985	2	Georgia Tech	Hinesville, Ga.
51	Mayo, Jerod	LB	6-1	245	2/23/1986	2	Tennessee	Hampton, Va.
50	Ninkovich, Rob	LB	6-2	255	2/1/1984	4	Purdue	Blue Island, Ill.
55	Seau, Junior	LB	6-3	248	1/19/1969	20	USC	San Diego, Calif.
96	Thomas, Adalius	LB	6-2	270	8/18/1977	10	Southern Mississippi	Equality, Ala.
58	Woods, Pierre	LB	6-5	255	1/6/1982	4	Michigan	Cleveland, Ohio
DEFENSIVE BACK (11)								
27	Arrington, Kyle	CB	5-10	196	8/12/1986	1	Hofstra	Accokeek, Md.
23	Bodden, Leigh	CB	6-1	193	9/24/1981	7	Duquesne	Hyattsville, Md.
28	Butler, Darius	CB	5-10	185	3/18/1986	R	Connecticut	Ft. Lauderdale, Fla.
25	Chung, Pat	S	5-11	212	8/19/1987	R	Oregon	Rancho Cucamonga, Calif.
38	Lockett, Bret	DB	6-1	211	10/7/1986	R	UCLA	Diamond Bar, Calif.
30	McGowan, Brandon	S	5-11	210	9/26/1983	5	Maine	Jersey City, N.J.
31	Meriweather, Brandon	S	5-11	200	1/14/1984	3	Miami (Fla.)	Apopka, Fla.
36	Sanders, James	S	5-10	210	11/11/1983	5	Fresno State	Porterville, Calif.
29	Springs, Shawn	CB	6-0	204	3/11/1975	13	Ohio State	Silver Spring, Md.
22	Wheatley, Terrence	CB	5-9	185	5/5/1985	2	Colorado	Plano, Texas
24	Wilhite, Jonathan	CB	5-11	185	2/23/1984	2	Auburn	Monroe, La.
OFFENSE (24)								
#	NAME	POS	HT	WT	BORN	YR	COLLEGE	H.S. HOMETOWN
OFFENSIVE LINE (9)								
63	Connolly, Dan	OL	6-4	313	9/2/1982	4	Southeast Missouri St.	St. Louis, Mo.
77	Kaczur, Nick	T	6-4	315	7/28/1979	5	Toledo	Brantford, Ontario
67	Koppen, Dan	C	6-2	296	9/12/1979	7	Boston College	Whitehall, Pa.
64	LeVoir, Mark	T	6-7	310	7/29/1982	3	Notre Dame	Eden Prairie, Minn.
72	Light, Matt	T	6-4	305	6/23/1978	9	Purdue	Greenville, Ohio
70	Mankins, Logan	G	6-4	310	3/10/1982	5	Fresno State	Catheys Valley, Calif.
61	Neal, Stephen	G	6-4	305	10/9/1976	8	Cal State-Bakersfield	San Diego, Calif.
60	Ohrnberger, Rich	OL	6-2	300	2/14/1986	R	Penn State	East Meadow, N.Y.
76	Vollmer, Sebastian	OL	6-8	315	7/10/1984	R	Houston	Kaarst, Germany
QUARTERBACK (2)								
12	Brady, Tom	QB	6-4	225	8/3/1977	10	Michigan	San Mateo, Calif.
8	Hoyer, Brian	QB	6-2	215	10/13/1985	R	Michigan State	North Olmstead, Ohio
WIDE RECEIVER (6)								
88	Aiken, Sam	WR	6-2	215	12/14/1980	7	North Carolina	Kenansville, N.C.
11	Edelman, Julian	WR	6-0	198	5/22/1986	R	Kent State	Redwood City, Calif.
81	Moss, Randy	WR	6-4	210	2/13/1977	12	Marshall	Rand, W. Va.
18	Slater, Matthew	WR	6-0	200	9/9/1985	2	UCLA	Anaheim, Calif.
9	Stanback, Isaiah	QB/WR	6-2	208	8/16/1984	3	Washington	Seattle, Wash.
83	Welker, Wes	WR	5-9	185	5/1/1981	6	Texas Tech	Oklahoma City, Okla.
RUNNING BACK (5)								
33	Faulk, Kevin	RB	5-8	202	6/5/1976	11	Louisiana State	Carencro, La.
42	Green-Ellis, BenJarvus	RB	5-11	215	7/2/1985	2	Mississippi	New Orleans, La.
39	Maroney, Laurence	RB	5-11	220	2/5/1985	4	Minnesota	St. Louis, Mo.
34	Morris, Sammy	RB	6-0	220	3/23/1977	10	Texas Tech	San Antonio, Texas
21	Taylor, Fred	RB	6-1	228	1/27/1976	12	Florida	Belle Glade, Fla.
TIGHT END (2)								
86	Baker, Chris	TE	6-3	258	11/18/1979	8	Michigan State	St. Albans, N.Y.
84	Watson, Benjamin	TE	6-3	255	12/18/1980	6	Georgia	Rock Hill, S.C.
SPECIALISTS (3)								
#	NAME	POS	HT	WT	BORN	YR	COLLEGE	H.S. HOMETOWN
SPECIALISTS (3)								
3	Gostkowski, Stephen	K	6-1	215	1/28/1984	4	Memphis	Madison, Miss.
6	Hanson, Chris	P	6-2	202	10/25/1976	11	Marshall	Sharpsburg, Ga.
47	Ingram, Jake	LS	6-3	235	10/23/1985	R	Hawaii	Mililani, Hawaii
RESERVE/INJURY (4)								
#	NAME	POS	HT	WT	BORN	YR	COLLEGE	H.S. HOMETOWN
RESERVE/INJURY (4)								
66	Bussey, George	OL	6-3	305	10/24/1984	R	Louisville	Louisville, Ky.
98	Crable, Shawn	LB	6-5	243	12/26/1984	2	Michigan	Massillon, Ohio
53	McKenzie, Tyrone	LB	6-2	240	12/11/1985	R	South Florida	Riverview, Fla.
35	Taylor, Chris	RB	6-0	224	11/7/1983	4	Indiana	Memphis, Tenn.
RESERVE/MILITARY (3)								
#	NAME	POS	HT	WT	BORN	YR	COLLEGE	H.S. HOMETOWN
RESERVE/MILITARY (2)								
15	Barnes, Tyree	WR	6-0	196	4/15/1986	R	Navy	Hampton, Va.
44	Kettani, Eric	RB	5-11	235	3/26/1987	R	Navy	Kirtland, Ohio
15	White, Shun	WR	5-8	195	12/9/1985	R	Navy	Memphis, Tenn.



# HOW THE PATRIOTS WERE BUILT

UPDATED: November 17, 2009

<u>YEAR</u>	<u>DRAFTTEES (26)</u>	<u>VETERAN FREE AGENTS (14)</u>	<u>WAIVERS (2) / TRADES (3)</u>	<u>ROOKIE AND FIRST-YEAR FREE AGENTS (8)</u>
1999	Kevin Faulk (2)			
2000	Tom Brady (6b)			
2001	Matt Light (2)			Stephen Neal (fa)
2002	Jarvis Green (4b)			
2003	Ty Warren (1) Dan Koppen (5)			
2004	Vince Wilfork (1a) Benjamin Watson (1b)			Eric Alexander (fa)
2005	Logan Mankins (1) Nick Kaczur (3b) James Sanders (4)			Mike Wright (fa)
2006	Laurence Maroney (1) Stephen Gostkowski (4b)			Pierre Woods (fa)
2007	Brandon Meriweather (1)	Chris Hanson (fa)(NO) Sammy Morris (5)(MIA) Adalius Thomas (6)(BAL)	Randy Moss (1)(tr-OAK) Wes Welker (fa)(tr-MIA)	
2008	Jerod Mayo (1) Terrence Wheatley (2) Jonathan Wilhite (4) Matthew Slater (5)	Sam Aiken (4)(BUF) Dan Connolly (fa)(JAX)	Mark LeVoi (fa) (W-STL)	BenJarvus Green-Ellis (fa) Gary Guyton (fa)
2009	Pat Chung (2a) Ron Brace (2b) Darius Butler (2c) Sebastian Vollmer (2d) Rich Ohrnberger (4) Jake Ingram (6a) Myron Pryor (6b) Julian Edelman (7a)	Chris Baker (3)(NYJ) Tully Banta-Cain (7)(SF) Leigh Bodden (fa)(DET) Brandon McGowan (fa)(CHI) Rob Ninkovich (fa) Junior Seau (1) SD Shawn Springs (1)(WAS) Isaiah Stanback (4) (DAL) Fred Taylor (1)(JAX)	Derrick Burgess (3) (tr-OAK) Bret Lockett (fa) (W-CLE)  <u>RESERVE/INJURED (5)</u> George Bussey Shawn Crable Tyrone McKenzie Brandon Tate Chris Taylor <u>RESERVE/MILITARY (3)</u> Tyree Barnes (fa) Eric Kettani (fa) Shun White (fa)	Kyle Arrington (fa) Brian Hoyer (fa)

**NOTE:** Team in parenthesis is the player's prior team  
 (#) – indicates round drafted  
 (fa) – indicates non-drafted free agents





# 2009 TRANSACTIONS

UPDATED: November 11, 2009

## JANUARY, 2009

1/27/2009 Reese, Floyd Hired as Senior Football Advisor

## FEBRUARY, 2009

2/3/2009 Boyer, Josh Named Defensive Backs Coach  
2/3/2009 O'Brien, Bill Named Quarterbacks Coach  
2/3/2009 O'Brien, Scott Hired as Special Teams Coach  
2/5/2009 Cassel, Matt Designated Franchise Player  
2/12/2009 Ossenfort, Monti Named National Scout  
2/12/2009 Robinson, Jon Named Director of College Scouting  
2/12/2009 Waldron, Shane Named Tight Ends Coach  
2/17/2009 Washington, Kelley Released  
2/17/2009 Yates, Billy Released  
2/18/2009 Banta-Cain, Tully Signed as Veteran Free Agent (SF)  
2/18/2009 Listorti, Brad Signed as First-Year Free Agent (NYJ)  
2/20/2009 Yates, Billy Re-Signed  
2/25/2009 Licht, Jason Hired as Director of Pro Personnel  
2/25/2009 O'Shea, Chad Hired as Receivers Coach  
2/27/2009 Taylor, Fred Signed as Veteran Free Agent (JAX)  
2/27/2009 Robertson, Darrell Released  
2/28/2009 Cassel, Matt Traded to Kansas City  
2/28/2009 Vrabel, Mike Traded to Kansas City

## MARCH, 2009

3/2/2009 Baker, Chris Signed as Veteran Free Agent (NYJ)  
3/2/2009 Hochstein, Russ Re-Signed  
3/5/2009 Alexander, Eric Re-Signed  
3/5/2009 Hanson, Chris Re-Signed  
3/5/2009 Lewis, Greg Acquired Via Trade (PHI)  
3/5/2009 Sanders, James Re-Signed  
3/10/2009 Hodel, Nathan Signed as Veteran Free Agent (ARZ)  
3/11/2009 Bodden, Leigh Signed as Veteran Free Agent (DET)  
3/11/2009 Springs, Shawn Signed as Veteran Free Agent (WAS)  
3/16/2009 Johnson, Al Signed as Veteran Free Agent (MIA)  
3/16/2009 Britt, Wesley Re-Signed  
3/16/2009 Ventrone, Ray Re-Signed  
3/16/2009 Williams, Tank Re-Signed  
3/16/2009 Wright, Mike Re-Signed  
3/19/2009 Galloway, Joey Signed as Veteran Free Agent (TB)  
3/23/2009 Duckett, Damane Signed as Veteran Free Agent (SF)

## APRIL, 2009

4/21/2009 Woods, Pierre Re-Signed  
4/23/2009 Smith, Kenny Re-Signed  
4/25/2009 Chung, Patrick Drafted  
4/25/2009 Brace, Ron Drafted  
4/25/2009 Butler, Darius Drafted  
4/25/2009 Vollmer, Sebastian Drafted  
4/26/2009 Tate, Brandon Drafted  
4/26/2009 McKenzie, Tyrone Drafted  
4/26/2009 Ohnberger, Rich Drafted  
4/26/2009 Bussey, George Drafted  
4/26/2009 Ingram, Jake Drafted  
4/26/2009 Pryor, Myron Drafted  
4/26/2009 Edelman, Julian Drafted  
4/26/2009 Richard, Darryl Drafted  
4/26/2009 Hobbs, Ellis Traded to Philadelphia  
4/29/2009 Ruud, Bo Released  
4/30/2009 Smith, Alex Acquired Via Trade (TB)  
4/30/2009 Appleby, Antonio Signed as Rookie Free Agent  
4/30/2009 Hoyer, Brian Signed as Rookie Free Agent  
4/30/2009 Love, Jamar Signed as Rookie Free Agent  
4/30/2009 McClinton, Marcus Signed as Rookie Free Agent  
4/30/2009 Porter, Jermail Signed as Rookie Free Agent

## MAY, 2009

5/4/2009 Ciurciu, Vinny Signed as Veteran Free Agent (MIN)  
5/4/2009 Williams, Stephen Signed as Veteran Free Agent (CAR)  
5/4/2009 Cuff, Omar Signed as First-Year Free Agent (TB)  
5/4/2009 Ortiz, Robert Re-Signed as First-Year Free Agent  
5/4/2009 Barnes, Tyree Signed as Rookie Free Agent  
5/4/2009 Kettani, Eric Signed as Rookie Free Agent  
5/4/2009 Perez, Aaron Signed as Rookie Free Agent  
5/4/2009 White, Shun Signed as Rookie Free Agent  
5/5/2009 McGowan, Brandon Signed as Unrestricted Free Agent (CHI)  
5/5/2009 Malone, Tom Released  
5/11/2009 Nunn, Terrence Signed as Rookie Free Agent  
5/26/2009 Duckett, Damane Released  
5/26/2009 Listorti, Brad Released

## MAY, 2009

5/27/2009 Lenon, Paris Signed as Unrestricted Free Agent (DET)  
5/29/2009 Perez, Aaron Released

## JUNE, 2009

6/1/2009 Malone, Tom Re-signed  
6/4/2009 Pass, Patrick Signed as a Veteran Free Agent (NYG)  
6/4/2009 Smith, Kenny Released  
6/4/2009 Craig, Angelo Released  
6/4/2009 Cuff, Omar Released  
6/4/2009 McClinton, Marcus Released  
6/11/2009 Pass, Patrick Released  
6/16/2009 Ohnberger, Rich Signed/Draft Choice  
6/16/2009 Appleby, Antonio Released

## JULY, 2009

7/13/2009 Butler, Darius Signed/Draft Choice  
7/16/2009 Richard, Darryl Signed/Draft Choice  
7/23/2009 Brace, Ron Signed/Draft Choice  
7/23/2009 Vollmer, Sebastian Signed/Draft Choice  
7/23/2009 Tate, Brandon Signed/Draft Choice  
7/23/2009 Bussey, George Signed/Draft Choice  
7/23/2009 Pryor, Myron Signed/Draft Choice  
7/23/2009 Edelman, Julian Signed/Draft Choice  
7/23/2009 Ortiz, Robert Released  
7/23/2009 Barnes, Tyree Placed on Reserve/Military  
7/23/2009 Kettani, Eric Placed on Reserve/Military  
7/27/2009 Chung, Pat Signed/Draft Choice  
7/27/2009 Spann, Antwain Released  
7/28/2009 Jones, Herana-Daze Signed  
7/28/2009 Porter, Jermail Released  
7/29/2009 Ingram, Jake Signed/Draft Choice  
7/29/2009 Love, Jamar Released

## AUGUST, 2009

8/1/2009 Malone, Tom Released  
8/2/2009 Love, Jamar Signed  
8/2/2009 Ninkovich, Rob Signed  
8/2/2009 Redd, Vince Released  
8/3/2009 Walter, Andrew Signed  
8/3/2009 Gutierrez, Matt Released  
8/6/2009 Burgess, Derrick Acquired Via Trade (OAK)  
8/6/2009 Johnson, Al Released  
8/17/2009 Taylor, Chris Signed  
8/17/2009 Smith, Le Kevin Traded to Denver for undisclosed draft pick  
8/17/2009 White, Shun Placed on Reserve/Military  
8/18/2009 Rogers, Roderick Signed  
8/19/2009 Richardson, Mike Released  
8/23/2009 DeVree, Tyson Released  
8/25/2009 Hochstein, Russ Traded to Denver for undisclosed draft pick  
8/25/2009 McKenzie, Tyrone Signed/Draft Choice  
8/25/2009 Williams, Tank Released  
8/26/2009 Ortiz, Robert Signed  
8/31/2009 Bruschi, Teddy Announced his Retirement  
8/31/2009 Hodel, Nathan Released  
8/31/2009 O'Connell, Kevin Released  
8/31/2009 LeVoi, Mark Placed on Reserve/P.U.P.  
8/31/2009 McKenzie, Tyrone Placed on Reserve/Injured (knee)  
8/31/2009 Tate, Brandon Placed on Reserve/N.F.I.

## SEPTEMBER, 2009

9/4/2009 Ciurciu, Vinny Released  
9/4/2009 Ortiz, Robert Released  
9/4/2009 Rogers, Roderick Released  
9/4/2009 Walter, Andrew Released  
9/4/2009 Williams, Stephen Released  
9/4/2009 Yates, Billy Released  
9/5/2009 Adams, Titus Released  
9/5/2009 Britt, Wesley Released  
9/5/2009 Bussey, George Placed on Reserve/Injured (knee)  
9/5/2009 Crable, Shawn Placed on Reserve/Injured (groin)  
9/5/2009 Jones, Herana-Daze Released  
9/5/2009 Lenon, Paris Released  
9/5/2009 Love, Jamar Released  
9/5/2009 Nunn, Terrence Released  
9/5/2009 O'Callaghan, Ryan Released  
9/5/2009 Richard, Darryl Released  
9/5/2009 Smith, Alex Released  
9/5/2009 Taylor, Chris Placed on Reserve/Injured (shoulder)



# 2009 TRANSACTIONS

---

## SEPTEMBER, 2009

9/5/2009	Ventrone, Ray	Released
9/5/2009	Thomas, David	Traded to N.O. for an undisclosed draft pick
9/5/2009	Matthews, Michael	Acquired via trade (NY Giants)
9/6/2009	Seymour, Richard	Traded to Oak. for an undisclosed draft pick
9/6/2009	Simmons, Kendall	Signed
9/7/2009	Adams, Titus	Signed to the Practice Squad
9/7/2009	Brown, Patrick	Signed to the Practice Squad
9/7/2009	Grady, Adrian	Signed to the Practice Squad
9/7/2009	Terrence Nunn	Signed to the Practice Squad
9/7/2009	Darryl Richard	Signed to the Practice Squad
9/7/2009	Stanback, Isaiah	Signed to the Practice Squad
9/7/2009	Willingham, DeAngelo	Signed to the Practice Squad
9/7/2009	Lockett, Bret	Claimed off waivers from Cleveland
9/7/2009	Lewis, Greg	Released
9/8/2009	Agnone, Robbie	Signed to the Practice Squad
9/21/2009	Willingham, DeAngelo	Released from the Practice Squad
9/21/2009	Arrington, Kyle	Signed to the Practice Squad
9/22/2009	Burgess, Prescott	Acquired via trade (Baltimore)
9/22/2009	Wendell, Ryan	Released
9/24/2009	Wendell, Ryan	Signed to the Practice Squad
9/24/2009	Brown, Patrick	Released from the Practice Squad
9/28/2009	Sands, Terrell	Signed
9/28/2009	Burgess, Prescott	Released
9/30/2009	Burgess, Prescott	Signed to the Practice Squad
9/30/2009	Grady, Adrian	Released from the Practice Squad

## OCTOBER, 2009

10/7/2009	Davis, Bruce	Signed to the Practice Squad
10/14/2009	Seau, Junior	Signed
10/14/2009	Sands, Terrell	Released
10/20/2009	Galloway Joey	Released
10/20/2009	Matthews, Michael	Released
10/25/2009	LeVoi, Mark	Activated to 53-man roster
10/25/2009	Tate, Brandon	Activated to 53-man roster

## NOVEMBER, 2009

11/3/2009	Myers, Rob	Signed to the practice squad
11/3/2009	Agnone, Robbie	Placed on practice squad/injured (shoulder)
11/6/2009	Simmons, Kendall	Released
11/8/2009	Arrington, Kyle	Signed from the practice squad
11/10/2009	Williams, Thomas	Signed to the practice squad
11/14/2009	Tate, Brandon	Placed on Reserve/Injured (knee)
11/14/2009	Stanback, Isaiah	Signed from the practice squad



# UNOFFICIAL DEPTH CHART

Unofficial depth chart compiled by Patriots media relations, November 17, 2009

## OFFENSE

WR:	83 Wes Welker	88 Sam Aiken	18 Matthew Slater
LT:	72 Matt Light	<u>76 Sebastian Vollmer</u>	
LG:	70 Logan Mankins	63 Dan Connolly	
C:	67 Dan Koppen	63 Dan Connolly	
RG:	61 Stephen Neal	<u>60 Rich Ohrnberger</u>	
RT:	77 Nick Kaczur	64 Mark LeVair	<u>76 Sebastian Vollmer</u>
TE	84 Benjamin Watson	86 Chris Baker	
WR:	81 Randy Moss	<u>11 Julian Edelman</u>	9 Isaiah Stanback
QB:	12 Tom Brady	<u>8 Brian Hoyer</u>	9 Isaiah Stanback
RB:	39 Laurence Maroney	34 Sammy Morris	21 Fred Taylor
RB:	33 Kevin Faulk	42 BenJarvus Green-Ellis	

## DEFENSE

LE:	94 Ty Warren	<u>91 Myron Pryor</u>	
NT:	75 Vince Wilfork	99 Mike Wright	<u>92 Ron Brace</u>
RE:	97 Jarvis Green	<u>91 Myron Pryor</u>	
OLB	95 Tully Banta-Cain	58 Pierre Woods	50 Rob Ninkovich
ILB:	51 Jerod Mayo	52 Eric Alexander	
ILB:	59 Gary Guyton	55 Junior Seau	
OLB	96 Adalius Thomas	53 Derrick Burgess	
LCB:	29 Shawn Springs	22 Terrence Wheatley	<u>28 Darius Butler</u>
RCB	23 Leigh Bodden	24 Jonathan Wilhite	27 Kyle Arrington
SS:	31 Brandon Meriweather	<u>25 Pat Chung</u>	
FS:	30 Brandon McGowan	36 James Sanders	<u>38 Bret Lockett</u>

## SPECIAL TEAMS

K:	3 Stephen Gostkowski	6 Chris Hanson	
P:	6 Chris Hanson	3 Stephen Gostkowski	
H:	6 Chris Hanson	<u>8 Brian Hoyer</u>	
PR:	83 Wes Welker	33 Kevin Faulk	22 Terrence Wheatley
KR:	18 Matthew Slater	39 Laurence Maroney	28 <u>Darius Butler</u>
LS:	<u>47 Jake Ingram</u>		

## PRONUNCIATION GUIDE

Leigh Bodden	BOD-in	Mark LeVair	la-VORE
Stephen Gostkowski	gust-OW-ski	Jerod Mayo	je-ROD
Nick Kaczur	KÄ-zur	Adalius Thomas	ah-DAY-lus
Dan Koppen	COPE-en		