



MIAMI DOLPHINS MEDIA INFORMATION

MIAMI DOLPHINS, LTD. • 7500 S.W. 30TH STREET • DAVIE, FLORIDA • 33314 • (954) 452-7010 • MIAMIDOLPHINS.COM

FOR IMMEDIATE RELEASE
November 2, 2009

CONTACTS: HARVEY GREENE/
FITZ OLLISON/
JASON JENKINS

DOLPHINS TAKE ON PATRIOTS IN DIVISIONAL SHOWDOWN



**MIAMI DOLPHINS (3-4) vs.
NEW ENGLAND PATRIOTS (5-2)
GILLETTE STADIUM –
FOXBOROUGH, MASS. – 1:00 P.M. (ET)
REGULAR SEASON GAME NO. 8**



THIS WEEK’S GAME

Dolphins vs. Patriots

Miami currently leads the season series by a 49-38 margin. The Dolphins have outscored the Patriots 1,923 to 1,740 in the team’s 87 contests. Both squads won at each team’s home field with Miami beating 38-13 at Foxborough on September 21, 2008 and the Patriots returning the favor at Land Shark Stadium with a 48-28 win. Miami is 3-0 in division play, the first time the team has accomplished this feat since 1990 when the Dolphins started 4-0 in AFC East contests.

1990: Week 1: 27-24 @ New England. Week 2: 30-7 vs. Buffalo. Week 5: 20-16 vs. New York Jets.

2009: Week 4: 38-10 vs. Buffalo. Week 5: 31-27 vs. New York Jets. Week 8: 30-25 @ New York Jets.

2009 Regular Season Schedule

Date	Opponent	Time (EST)	Network
9-13	at Atlanta	1:00 p.m.	L, 7-19
9-21	Indianapolis	8:30 p.m.	L, 23-27
9-27	at San Diego	4:15 p.m.	L, 13-23
10-4	Buffalo	4:05 p.m.	W, 38-10
10-12	NY Jets	8:30 p.m.	W, 31-27
10-18	BYE		
10-25	New Orleans	4:15 p.m.	L, 34-46
11-1	at NY Jets	1:00 p.m.	W, 30-25
11-8	at New England	1:00 p.m.	CBS
11-15	Tampa Bay	1:00 p.m.	FOX
11-19	at Carolina	8:20 p.m.	NFLN
11-29	at Buffalo	1:00 p.m.	CBS
12-6	New England	8:20 p.m.	NBC
12-13	at Jacksonville	1:00 p.m.	CBS
12-20	at Tennessee	1:00 p.m.	CBS
12-27	Houston	1:00 p.m.	CBS
1-3	Pittsburgh	1:00 p.m.	CBS

Miami Dolphins Media Website

To further assist the media in their coverage of the Miami Dolphins, please visit the team’s media website at media.miamidolphins.com. Through this site, accredited media ONLY will be able to download feature news-clip files of current and former Dolphin players and coaches, game books from past Dolphin games, transcripts from press conferences, game releases, daily releases and much more. In addition, hundreds of photographs are available on the site for publication purposes. For more information on how to access this web site, please contact the media relations department at (954) 452-7010.

Game Fast Facts

What: Miami Dolphins at New England Patriots
Where: Gillette Stadium
Kickoff Time: 1:00 p.m. (ET), Foxborough, Mass.
TV: CBS-TV (WFOR, 4; WINK 11, WPEC 12) (Greg Gumbel, Dan Dierdorf)
Radio: WQAM (560 AM) and statewide affiliate (Jimmy Cefalo, Jim Mandich, Joe Rose) WSUA (1260 AM, Radio Caracol) Spanish (Roly Martin, Raul Striker, Jr.)

<u>Tues. – 11/3</u>	<u>Wed – 11/4</u>	<u>Thu. – 11/5</u>	<u>Fri. – 11/6</u>	<u>Sat. – 11/7</u>	<u>Sun. – 11/8</u>
<u>Media</u> Players Day Off	<u>Practice</u> 11:00 a.m. <u>Media</u> Players: 2:15 p.m. Henne: 2:45 p.m. Sparano: 3:00 p.m. <u>Conference Calls</u> TBA.	<u>Practice</u> 11:00 a.m. <u>Media</u> Coordinators: 1:00 p.m. Players: 2:15 p.m. Sparano: 3:00 p.m.	<u>Practice</u> 11:00 a.m. <u>Media</u> Players: 1:00 p.m. Sparano: 1:45 p.m.	No Availability	<u>Kickoff</u> vs. NE 1:00 p.m. (EST)

TELEVISION/RADIO

The game will be broadcast nationally on CBS and televised live in the Miami-Ft. Lauderdale area on **WFOR-TV (Channel 4)**. **Greg Gumbel** calls the play-by-play with **Dan Dierdorf** adding the color analysis. **WINK Ch. 11** in Fort Myers and in West Palm Beach on **WPEC Ch. 12**.

The contest will also air on the Dolphins flagship, **WQAM Radio** (560 AM) and a network of

affiliates throughout Florida. A trio of former Dolphins will bring the action to all Dol-Fans. Former wide receiver **Jimmy Cefalo** calls the game action, while former tight ends **Jim Mandich** and **Joe Rose** add the commentary.

The game also will air on the Spanish home of the Dolphins, **WSUA (Radio Caracol, 1260 AM)** with **Roly Martin** and **Raul Striker, Jr.** in the broadcast booth.



All Dolphins games in 2009 will be carried on the team’s flagship, **WQAM (560 AM)**, which emanates out of South Florida. This season marks the third year of the return of WQAM as the flagship station of the Miami Dolphins Radio Network.

In addition, the latest Dolphins news can be heard on “Dolphins Tonight,” which airs on WQAM from 7:00 – 8:00 p.m. Monday through Friday and is hosted by Kim Bokamper. The show features interviews with a variety of Dolphins personnel, including players, Head Coach Tony Sparano and General Manager Jeff Ireland.

Dolphins games will air statewide through an extensive network of affiliates in 2009, which consists of the following:

- Belle Glade - WBGF 93.5 FM
Ft. Lauderdale - WQAM 560 AM
Gainesville - WBXY 99.5 FM
Live Oak - WLVO 106.1 FM
Melbourne - WMMB 1240 AM
Naples - WRXX-FM 96.1 FM
Orlando - WOCL 105.9 FM
Panama City/Pensacola/Fort Walton Beach - WGCX-95.7 FM
Stuart/Ft. Pierce - WQOL 103.7 FM
Vero Beach - WQOL 103.7 FM
- Daytona Beach - WOCL 105.9 FM
Ft Myers - WRXX-FM 96.1 FM
Key West - WKWF 1600 AM
Marathon - WFFG 1300 AM
Miami - WQAM 560 AM
Ocala - WBXY 99.5 FM
Port St. Lucie - WPSL 1590 AM
Tallahassee - WHBT 1410 AM
West Palm Beach - WEFL (ESPN) 760 AM



DOLPHINS IN
THE DIVISION
2009 AFC EAST STANDINGS




Team	W	L	T	Pct.	PF	PA	vs. AFC East	Home	Road	Streak
New England	5	2	0	.714	198	98	1-1	4-0	1-2	W-2
NY Jets	4	4	0	.500	177	134	1-3	2-2	2-2	L-1
Miami	3	4	0	.429	176	177	3-0	2-2	1-2	W-1
Buffalo	3	5	0	.375	123	169	1-4	1-3	2-2	L-1

This Week’s Games
Miami at New England, 1:00 p.m.

Last Week’s Results
Miami 30, New York Jets 25
Houston 31, Buffalo 10

Next Week’s Games
Tampa Bay at Miami, 1:00 p.m.
Buffalo at Tennessee, 1:00 p.m.
Jacksonville at New York Jets, 1:00 p.m.
New England at Indianapolis, 8:20 p.m.

PROBABLE STARTERS (OFFENSE)



WR Brian Hartline (D4, 09)

Rookie from Ohio State has caught 10 passes for 157 yards on the season. Leads the team in receiving average (15.7). Caught the first touchdown of his career on a 5-yard pass vs. Buffalo (10/4).

Hartline’s first game vs. New England



LT Jake Long (D1, ‘08)

Started his 23rd consecutive game at left tackle at the New York Jets (11/1). Part of an offensive line that paved the way for 137 rushing yards vs. New Orleans (10/25).

Long’s third game vs. New England



LG Justin Smiley (UFA, ‘08 (SF)

Sixth-year veteran started at left guard at the New York Jets (11/1). Part of an offensive line that helped the team amass 403 total yards vs. Indianapolis (9/21) and 413 vs. the Jets (10/12).

Smiley’s fourth game vs. New England



C Jake Grove (UFA, ‘09 (OAK)

Sixth-year veteran started at center at the New York Jets (11/1) and was part of a unit that averaged 4.6 yards per carry against the New Orleans Saints (10/25).

Grove’s third game vs. New England



RG Donald Thomas (D6b, ‘08)

Second-year veteran started at right guard at the New York Jets (11/1). Played a key role in establishing a 33:35 to 26:25 time of possession advantage vs. the Jets in the first contest between the two teams

(10/12).

Thomas’ first game vs. New England



RT Vernon Carey (D1, ‘04)

Sixth-year veteran started at right tackle at the New York Jets (11/1). Helped generate 334 yards of total offense vs. the New Orleans Saints. (10/25)

Carey’s eleventh game vs. New England.



TE Anthony Fasano (T, 08 (DAL)

Has caught 13 passes for 93 yards on the season. Fourth-year veteran caught a season high four passes for 38 yards and a touchdown vs. New York Jets (10/12).

Fasano vs. the Patriots

G	Rec	Yds	Avg	LG	TD
3	4	92	23.0	26	1




WR Davone Bess (FA, ‘08)

Second-year player leads team in receptions (30) and is second in receiving yards (206). Had seven receptions at Atlanta (9/13) and San Diego (9/27), good for the second most in his career.

Bess vs. the Patriots

G	Rec	Yds	Avg	LG	TD
2	6	91	15.2	36	0



QB Chad Henne (D2b, ‘08)

Won first road game of his career at the New York Jets (11/1), completing 12 of 21 passes for 112 yards and one touchdown. Had best game of his career vs. New York Jets (10/12)..

The second year pro from Michigan notched career highs in attempts (26), completions (20), touchdowns (2) and quarterback rating (130.4) with no turnovers. The last time a Dolphins quarterback had a rating better than Henne’s 130.4 was Jay Fiedler on 10/24/2004 against St. Louis (13-17 for 203 yards 2 touchdowns and no interceptions) for a rating of 154.8.

Henne vs. the Patriots

G	Att	Cmp	Yds	Pct	TD	Int	Lg	Rate
2	0	0	0	0.0	0	0	0	0.0



RB Ronnie Brown (D1, ‘05)

Fifth-year veteran leads the team in rushing yards (518) and touchdowns (7). He is second on team in average yards per carry (4.3) Had multiple rushing scores for the sixth time in his career vs. New York Jets (10/12).

Brown vs. the Patriots

Rushing

G	No	Yds	Avg	Lg	TD
6	83	350	4.2	62t	5

Receiving

G	Rec	Yds	Avg	LG	TD
6	14	90	6.4	23	0

Passing

G	Att	Cmp	Yds	Pct	TD	Int	Lg	Rate
6	1	1	19	1.00	1	0	19	158.3



FB Lousaka Polite (FA, ‘08)

Converted 3 of 3 third down short yardage opportunities vs. New Orleans (10/25). Has 12 carries for 28 yards and three receptions for 17 yards on the season.

Polite vs. the Patriots

G	No	Yds	Avg	LG	TD
1	0	0	0.0	0	0

Additional Dolphins vs. Patriots

Ricky Williams vs. the Patriots

Rushing

G	No	Yds	Avg	LG	TD
9	195	748	3.8	30	4

Receiving

G	Rec	Yds	Avg	LG	TD
9	14	121	8.6	19	1

PROBABLE STARTERS (DEFENSE)



LE Kendall Langford (D3, '08)
Second-year veteran has 17 tackles on the season. Notched his first sack on an eight yard stop of Phillip Rivers at San Diego (9/27).

Langford vs. the Patriots

G	Tot	Sol	Ast	Sk/Yds	Int/Yds	PD	FF	FR
2	4	3	1	0/0	0/0	1	0	0



NT Jason Ferguson (T, '08 (DAL)
Has 19 tackles on the season. Thirteen-year veteran part of a rush defense that limited Buffalo to only 46 yards on the ground (10/4).

Ferguson vs. the Patriots


G	Tot	Sol	Ast	Sk/Yds	Int/Yds	PD	FF	FR
16	54	33	21	1.5/4.5	0/0	2	0	0



RE Randy Starks (UFA, '08 (TEN)
Sixth-year veteran has 26 tackles on the season. Notched his first sack of the season against Trent Edwards vs. Buffalo (10/4) and added his second against Mark Sanchez vs. the New York Jets (10/12), a half sack against Drew Brees vs. New Orleans (10/25) and another sack against Sanchez at New York (11/1)..

Starks vs. the Patriots

G	Tot	Sol	Ast	Sk/Yds	Int/Yds	PD	FF	FR
3	7	4	3	0/0	1/8	2	0	0



LB Jason Taylor (FA, '09 (WAS)
Has 20 tackles, 5.5 sacks, two pass defended and two forced fumbles on the season. Recorded ninth touchdown of his career with a 48-yard return at New York (11/1). Thirteen-year veteran notched his 30th multiple sack game (1.5 or more) of his career vs. New Orleans with 2.0 sacks on Drew Brees (10/4).

Taylor vs. the Patriots

G	Tot	Sol	Ast	Sk/Yds	Int/Yds	PD	FF	FR
22	84	51	33	12/74	3/38	11	4	2



LB Channing Crowder (D3, '05)
Fifth-year veteran has 22 tackles (17 solo) on the season.

Crowder vs. the Patriots

G	Tot	Sol	Ast	Sk/Yds	Int/Yds	PD	FF	FR
7	31	20	11	0/0	0/0	1	1	0



LB Akin Ayodele (T, '08 (DAL)
Eighth-year veteran leads linebackers with 30 tackles (22 solo) on the season.

Ayodele vs. the Patriots

G	Tot	Sol	Ast	Sk/Yds	Int/Yds	PD	FF	FR
4	21	14	7	0/0	0/0	1	0	0



LB Joey Porter (FA, '07)
Has 12 tackles and 2.5 forced fumbles on the season. Eleven-year veteran had a sack for an eight-yard loss, a tackle for loss and two quarterback pressures vs. Indianapolis (9/21). Added his second sack of the season and a forced fumble at San Diego (9/27).

Porter vs. the Patriots

G	Tot	Sol	Ast	Sk/Yds	Int/Yds	PD	FF	FR
7	32	27	5	11/53	0/0	2	4	0




CB Vontae Davis (D1, '09)
Has 13 tackles (11 solo) on the season. Returned a Trent Edwards interception 23-yards for his first career touchdown vs. Buffalo (10/4).

Davis' first game vs. New England



CB Sean Smith (D2b, '09)
Was the team's first opening rookie starter at Atlanta (9/13) since September 7, 1980 when Don McNeal started against Buffalo. Leads the team with eight passes defended.

Smith's first game vs. New England



S Jeremiah Bell (D6c, '03)
Sixth-year veteran leads the team with 48 tackles (40 solo). Has one pass defended on the season. Recorded 1.5 sacks vs. New Orleans (10/25) and has 7.5 for his career, tops for a defensive back in team

history.

Bell vs. the Patriots

G	Tot	Sol	Ast	Sk/Yds	Int/Yds	PD	FF	FR
7	33	22	11	2/4	1/0	3	2	1



S Gibril Wilson (FA, '09)
Sixth-year veteran ranks second on the team with 44 tackles (38 solo). Recorded a sack on Mark Sanchez at New York Jets (11/1),

Wilson vs. the Patriots

G	Tot	Sol	Ast	Sk/Yds	Int/Yds	PD	FF	FR
2	22	19	3	1/0	1/5	2	0	0

Additional Dolphins vs. Patriots

Jason Allen vs. the Patriots

G	Tot	Sol	Ast	Sk/Yds	Int/Yds	PD	FF	FR
6	13	11	2	0/0	1/13	2	0	0

Nate Jones vs. the Patriots

G	Tot	Sol	Ast	Sk/Yds	Int/Yds	PD	FF	FR
3	7	6	1	1/2	0/0	0	1	0

Matt Roth vs. the Patriots

G	Tot	Sol	Ast	Sk/Yds	Int/Yds	PD	FF	FR
8	21	17	4	1.5/10.5	0/0	0	2	0

DOLPHINS-PATRIOTS SERIES FAST FACTS

Dolphins' Largest Margin of Victory: 52 (Dolphins 52, Patriots 0, 11/12/72 at Orange Bowl)						
Patriots' Largest Margin of Victory: 34 (Patriots 34, Dolphins 0, 10/12/80 at Foxboro)						
Current Series Streak: Patriots 1 (11/23/08)						
Dolphins' Longest Win Streak: 9 (9/17/89 – 11/21/93)						
Patriots' Longest Win Streak: 7 (1/12/86 – 11/20/88)						
Most Points by Dolphins: 52, Patriots 0 (11/12/72 at Orange Bowl)						
Most Points by Patriots: 49, Dolphins 28 (10/21/07 at Dolphin Stadium)						
Most Points, Both Teams: 77 (Patriots 49, Dolphins 28, 10/21/07 at Dolphin Stadium)						
Fewest Points by Dolphins: 0, Patriots 34 (10/12/80 at Foxboro); Patriots 3 (12/12/82 at Foxboro); Patriots 12 (12/7/03 at Foxboro)						
Fewest Points by Patriots: 0, Dolphins 52 (11/12/72 at Orange Bowl); Dolphins 21 (12/10/06 at Dolphin Stadium)						
Fewest Points, Both Teams: 3 (Patriots 3, Dolphins 0, 12/12/82 at Foxboro)						
<u>SERIES INDIVIDUAL SUPERLATIVES</u>						
	<u>Dolphins</u>	<u>Patriots</u>				
Rushing Yards:	197, Mercury Morris, @Mia, 9/30/73	142, Curtis Martin, @Mia., 11/12/95				
Passing Yards:	473, Dan Marino, @Mia., 9/4/94	423, Drew Bledsoe, @N.E., 11/23/98				
Receptions:	12, Jim Jensen, @N.E., 11/6/88	10, Terry Glenn, @N.E., 11/3/96				
Receiving Yards:	211, Irving Fryar, @Mia., 9/4/94	182, Stanley Morgan, @N.E., 11/8/81				
<u>SERIES TEAM SUPERLATIVES</u>						
	<u>Dolphins</u>	<u>Patriots</u>				
Total Yards:	552, @ New England, 10/21/84	492, @New England, 11/8/81				
Rushing Yards:	304, @New England, 12/3/72	278, @New England, 9/19/76				
Passing Yards:	456, @ Miami, 9/4/94	418, @Miami, 9/4/94				
<u>CURRENT NEW ENGLAND PATRIOTS STATISTICS IN GAMES VS. MIAMI (REGULAR SEASON)</u>						
RUSHING						
<u>NAME</u>	<u>G</u>	<u>ATT</u>	<u>YDS.</u>	<u>AVG</u>	<u>TD</u>	
Kevin Faulk	19	118	477	4.0	1	
Laurence Maroney	3	38	225	5.9	1	
Fred Taylor	3	47	200	4.3	2	
Sammy Morris	8	27	90	3.3	1	
RECEIVING						
<u>NAME</u>	<u>G</u>	<u>NO</u>	<u>YDS</u>	<u>.AVG</u>	<u>TD</u>	
Randy Moss	7	37	547	14.8	8	
Kevin Faulk	19	41	403	9.8	2	
Wes Welker	4	28	362	12.9	2	
Fred Taylor	3	9	66	7.3	0	
Sammy Morris	8	7	31	4.4	0	
Tom Brady	14	1	23	23.0	0	
David Thomas	4	2	15	7.5	0	
PASSING						
<u>NAME</u>	<u>G</u>	<u>ATT</u>	<u>CMP</u>	<u>YDS.</u>	<u>TD</u>	<u>INT</u>
Tom Brady	14	387	221	2,447	25	13
Kevin Faulk	19	1	1	23	0	0
Randy Moss	7	1	1	13	1	0

NFL RANKINGS IN THE TOP 10			Special Teams		
Defense			Category		
Category	Rank	No	Rank	No	
Rushing Yards per Attempt	5	3.6	Field Goal Percentage	T-5	91%
Rushing Yards per Game	7	92.4			
Offense			Individual		
Category			Offense		
Category	Rank	No	Category	Rank	No
First Downs Rushing	1	68	Ronnie Brown (Rushing TDs)	T-3	7
3rd Down Efficiency	2	51%	Ronnie Brown (Rushing FD)	7	28
Rushing Yards per Game	3	153.4	Jason Taylor (Sacks)	T-10	5.5
Rushing Yards per Attempt	7	4.6			

Miami Dolphins			
Offense	Total	Rush	Pass
AFC	12 (305.4)	3 (153.4)	13 (152.0)
NFL	23 (305.4)	4 (153.4)	29 (152.0)
Defense	Total	Rush	Pass
AFC	9 (328.4)	5 (92.4)	11 (236.0)
NFL	17 (328.4)	7 (92.4)	21 (236.0)

New England Patriots			
Offense	Total	Rush	Pass
AFC	1 (406.0)	8 (115.0)	2 (291.0)
NFL	3 (406.0)	14 (115.09)	2 (291.0)
Defense	Total	Rush	Pass
AFC	3 (285.7)	7 (109.4)	3 (176.3)
NFL	6 (285.7)	15 (109.4)	5 (176.3)

THE COACHES



Tony Sparano became the eighth head coach in Dolphins history on January 16, 2008. He is in his 11th season in the NFL and his 26th year in the coaching profession. In his first year as the Dolphins’ head coach in 2008, Sparano guided the team to a single season turnaround matched just once in NFL history. Taking over a 1-15 squad from a year earlier, he led the Dolphins to an 11-5 record and the AFC East title. His ten-game improvement has been achieved only one other time in league annals, in 1999 when the Indianapolis Colts went from 3-13 to 13-3. Before leading the Dolphins, he spent five seasons (2003-07) on the staff of the Dallas Cowboys, during which time the team made three

playoff appearances. He tutored the Cowboys’ offensive line the last three years while also holding the title of assistant head coach the past two seasons. He coached the team’s tight ends his first two seasons in Dallas. Prior to joining the Cowboys, Sparano had NFL stops in Cleveland (1999-2000), Washington (2001) and Jacksonville (2002). Sparano was a four-year letterman as a center at the University of New Haven, where he earned his degree in criminal law. He began his coaching career at his alma mater in 1984 before moving on to Boston University as offensive coordinator in 1989. He returned to New Haven as the school’s head coach in 1994, and manned that spot for the next five years.



Bill Belichick is in his 35th season as an NFL coach (15 of which have been as a head coach), and has spent his most recent 10 seasons as head coach of the Patriots. He has three Super Bowl victories (2001, 2003, and 2004). Before joining the Patriots in 2000, Belichick was the assistant head coach/secondary coach for the New York Jets for three seasons (1997-1999), and had the responsibility of calling defensive plays. He also spent one year with the Patriots prior to his current tenure in 1996, again serving as assistant coach/secondary coach for the team that went to Super Bowl XXXI. His first experience as an NFL head coach came between 1991-1995 when

he was at the helm of the Cleveland Browns. In 1979, Belichick was with the New York Giants as a defensive assistant and special teams coach, launching a 12-year tenure with the team. After the 1980 campaign, he drew the added responsibility of coaching the Giants linebackers. While continuing to coach the linebackers, in 1983 his role with the defensive unit increased. He was named defensive coordinator in 1985, a position he held for the next six seasons. Before his run with the giants, Belichick was an assistant special teams coach with the Denver Broncos in 1978, and the Detroit Lions in 1977 and 1976, and at the age of 23 was special assistant to Baltimore Colts head coach Ted Marchibroda in 1975. Belichick lettered in football at Wesleyan University.

DOLPHINS-PATRIOTS CONNECTIONS

Dolphins with Patriots/New England ties:

Dolphins **G Donald Thomas** attended Hill Regional Career Management High School in New Haven, Conn. He did not play football there, but then walked-on at the University of Connecticut. He played defensive tackle before adjusting to the offensive line. He played for the Huskies from 2003-2007, redshirting the 2004 season.

Patriots with Dolphins/Miami ties:

CB Darius Butler attended Coral Spring Charter and was the first player from the school to sign a national letter of intent. Butler was listed amongst the top 20 recruits in talent-rich Broward County by the Miami Herald despite not playing football until his junior year. His uncle Gene Atkins played for the Miami Dolphins... Patriots **punter Chris Hanson** signed with the Dolphins prior to the 2000 season. He was sent over to NFL Europe where he suffered a season-

ending injury and was placed on IR. He never appeared in a game with the team. Patriots **S Brandon Meriweather** attended Apopka (Fla.) High School where he led his school to the Florida Class 6A state championship as a senior in 2001. He would stay close to home for his college career playing at the University of Miami where he holds the career-record for defensive backs with 293 tackles. Patriots **RB Sammy Morris** has been a part of the Dolphins on two separate occasions. First, he appeared in 13 games in the 2004 season and then all 16 games in 2005. After playing the first half of the year in New England, he would return to Miami for the latter part of the 2006 season...Patriots **LB Junior Seau** played for the Dolphins for three seasons, 2002, 2003, and 2005...Patriots **WR Wes Welker** was a member of the Dolphins during the 2004, 2005, and 2006 seasons...**DL Vince Wilfork** attended Santaluces (Lantana, Fla.)

(Continued from page 6)

High where he was regarded as one of Florida's top three defensive linemen after the 1999 season, a USA Today second-team All-American. He would play three years at the University of Miami (2001-2003)... Patriots **special teams coach Scott O'Brian** spent two seasons (2005-06) with the Miami Dolphins as coordinator of football operations/assistant to then head coach Nick Saban's.

Coaching/Front office ties:

Dolphins **defensive backs coach Todd Bowles** was a defensive backs coach in Cleveland when Patriots **CB Leigh Bodden** broke into the NFL with the Browns in 2003. Bowles would coach Bodden for two seasons before leaving Cleveland following the 2004 season... Patriots coach Bill Belichick was part of the staff of then head coach and current Dolphins **executive vice president of football operations** Bill Parcells for three different organizations, the New York Giants, the New England Patriots, and the New York Jets. Belichick coached Dolphins **DT Jason Ferguson** when Ferguson broke into the league in 1997. Parcells also coached Patriots **defensive line coach Pepper Johnson** when Parcells was the head coach of the New York Giants. Dolphins **offensive coordinator Dan Henning** held the same position with the Carolina Panthers when Patriots **special teams coach Scott O'Brian** was the assistant head coach there under head coach John Fox. Patriots **tight ends coach Shane Waldron** coached Dolphins **TE Anthony Fasano** at Notre Dame in 2005, Fasano's senior year.

Pro ties:

Dolphins **DT Jason Ferguson** was a three-year teammate of Patriots **TE Chris Baker** when both played for the Jets from 2002-2004... Dolphins **C Jake Grove** and **FS Gibril Wilson** were teammates of Patriots **LB Derrick Burgess** in Oakland... Dolphins **LB Akin Ayodele** and Patriots punter Chris Hanson were briefly teammates of Patriots **T Dan Connolly** in Jacksonville in 2005, Connolly's rookie season in which he only appeared in four games. Ayodele and Hanson were teammates there from 02-05. Patriots **TE Michael Matthews**, Dolphins **FS Gibril Wilson** and **LB Reggie Torbor** were all part of the Super Bowl Champion New York Giants during the 2007 season... Dolphins **C Jake Grove** was teammates with Patriots **WR Randy Moss** when both played on the West Coast for Oakland... Dolphins **LB Joey Porter** was a teammate of Patriots **G Kendall Simmons** for five seasons (2002-2006) in Pittsburgh... Patriots **RB Fred Taylor** was a teammate of Dolphins **LB Akin Ayodele** when both played in Jacksonville.

College/hometown ties:

Patriots **CB Leigh Bodden** and Dolphins **LB Cameron Wake** both hail from Hyattsville, Md... Dolphins **LB Charlie Anderson** was a freshmen at Ole Miss during the 2000 season, which was the senior year of Patriots **LB Derrick Burgess**... Dolphins **G Donald Thomas** played collegiately with Patriots **CB Darius Butler** at the University of Connecticut... Dolphins **T Andrew Gardner** and Patriots **LB Gary Guyton** both played for the Yellow Jackets of Georgia Tech, teaming together from 2005-2007, while Patriots **TE Michael Matthews** was at Tech during the 05 and 06 seasons... Dolphins **punter Brandon Fields** and Patriots **QB Brad Hoyer** were teammates at Michigan State from 2004-2007. Hoyer also hails from Cleveland, OH, the same city as Dolphins **WR Ted Ginn**... Patriots **LS Jake Ingram** and Dolphins **WR Davone Bess** were classmates together at the University of Hawaii... Patriots **LT Matt Light** and Dolphins **LB Akin Ayodele** were teammates during the 1999 and 2000 seasons at Purdue University... Patriots **G Logan Mankins** and Dolphins **S Tyrone Culver** were teammates for the Bulldogs of Fresno State... Dolphins **CB Jason Allen** and **DT Tony McDaniel** played their last season for the Tennessee Volunteers in 2005, Patriots **LB Jarod Mayo's** first with program... San Diego is the hometown of Dolphins **RB Ricky Williams** and Patriots **G Stephan Neal** and **LB Junior Seau**. Neal and Williams wrestled against each other in HS... Dolphins **S Tyrone Culver** and Patriots **S James Sanders** patrolled the defensive backfield at Fresno State together from 2002-2005... Patriots **G Kendall Simmons** opened up holes for Dolphins **RB Ronnie Brown** when they were teammates at Auburn. Dolphins **LB Reggie Torbor** was also a teammate of the two... Dolphins **LB Jason Taylor** and Patriots **CB Shawn Springs** were teammates in Washington during the 2008 season, Taylor's only season away from the Miami Dolphins... Dolphins **LB Quentin Moses** was a freshmen at Georgia in 2003, the senior year of Patriots **TE Benjamin Watson**... Patriots **LB Pierre Woods** was a high school teammate of Dolphins **WR Ted Ginn**, where Ted Ginn's father was their high school coach... Woods would then be a teammate of Dolphins **QB Chad Henne** and **T Jake Long** at the University of Michigan.

FROM THE COACH'S OFFICE

(Head Coach Tony Sparano on the team's defensive performance) – “I think all week long we had a bad taste in our mouth from the New Orleans game. We talked a lot about finishing. I think our defense played really well today. I think (the Jets) ran about 38 times and averaged 3.2 yards a carry during the course of this game. That's a good running football team. They're a good football team period, but I thought our defense really rose up and played well. They did a great job of finishing. This team has done that before, and they did it again.

(Head Coach Tony Sparano on Ted Ginn, Jr.) – Teddy Ginn takes an awful lot, but this kid is a resilient guy. I've seen this before, you just haven't. I've seen Teddy Ginn bounce back and come back to make big plays for this football team. It's the reason why we got him. He did a heck of a job today. He made two huge plays, and had a tremendous, tremendous week of practice. He had really good focus and made two big plays in the football game.

(Head Coach Tony Sparano on the offense) – I saw a really good defense out there. Rex (Ryan) really had those guys ready to play. We knew that, and there's no surprise there. We knew those guys were going to be ready to play. Our guys were ready to play, too. I thought there were two good defenses punching each other around, I really did. I thought as the game went on, we just didn't make

plays. We just couldn't finish plays, and credit has to go to that group. They did a good job in some of those situations. There are some things that we left out there ourselves. A couple of self-inflicted things that we did to ourselves. We took too many sacks. We can't take those kinds of sacks. If you're out of the pocket, you need to throw the ball away. We laid the ball on the ground a couple of times, so we can't do that. But the thing that we did do is that we had a big drive for a touchdown that was critical on the play from (Joey) Haynos. That was a big, big play.

(Head Coach Tony Sparano on Randy Starks) – “Randy did a heck of a job. We talked about winning individual battles. I felt Randy did that a bunch today. I felt him make some tackles for losses or tackles around the line of scrimmage. I have to look at the film, but those were two critical plays there towards the end of the ball game.”

(Head Coach Tony Sparano on scoring in all three phases to win a game on the road) – “I think it says a little something. I think it was great focus and attention to detail this week in practice. I have a tough team. I know I have a tough team. There was some questions about my team this week, and whether or not they were tough. I'm not saying we answered them all, but we made a good dent today.”

FROM THE LOCKER ROOM

(WR Ted Ginn, Jr. on his two kickoff returns for touchdowns) – “I just tried to go out and make plays. Coach (John) Bonamego and Coach (Tony) Sparano came up with a good scheme and we executed. The guys felt good about what they came up with and they made the blocks they needed to make. I threw in a little freestyle and we had fun. When everybody is on the same page, big things can happen.”

(WR Ted Ginn, Jr. on if they saw a weakness on the right side of the Jets kickoff coverage) – “Yes. The whole week we just saw that they overload to one side. As they kick to the left, I saw two guys loop over. I knew if I got to the backside, big things could happen.”

(WR Ted Ginn, Jr. on the turn around in his play from last week to this week) – “It's unbelievable what can happen when you believe in God and you have family, friends, coaches and teammates supporting you. The only thing you have to do is be confident, be calm and make plays.

(QB Chad Henne on rebounding from the loss last week) – “I thought last week we didn't respond on offense the way we wanted to. Today I

thought we did a great job overall. Special teams did a great job and our defense did an incredible job. To get a win after that big loss in the division is definitely a big plus.

(QB Chad Henne on his first start on the road) – “It was hostile environment. I expected it to be just how it was. It was a back-and-forth game and luckily we came out with a win. We need to look at it on film and continue to improve and get better.”

(QB Chad Henne on Ted Ginn Jr.'s game) – “I don't think anyone is happier than our team to have Ted come out with that type of game and respond. It's a great feeling for him and us for him to get his confidence back and can make big plays like that. It's great to be a teammate of his. He was just ready to go and that's good to see from him.

(LB Joey Porter on the teams performance today) – “It was an exciting game. I think guys on both teams played hard. Ted Gin Jr had a great game, and the team played well. They (the Jets) made plays all game, but there can only be one winner.”

(Continued from page 8)

(LB Joey Porter on Ted Ginn’s performance compared to last week) – “It’s funny, that’s how this game is. Now everybody will love him, saying, “Oh that’s how Ted Ginn (responded)” and then write stories about how good he is. That comes with having a good game. It shouldn’t be like that but truth of the matter is, I’m happy for him. I’m happy to see him get the monkey off of his back and have a good game like he did today.”

(LB Joey Porter on ever being a part of a game where the offense didn’t score) – “I’ve been part of a game where we gave up 43 yards in total offense on defense and lost a game. So its possible. Jason made a big play for us, we scored on all aspects of the game today. Take nothing away from that team(Jets), they played hard, but there only can be one winner today and we wanted it a little more then they did.”

(LB Joey Porter on holding keeping the defense together on the field) – “At the end of the game, all we needed to do is make stops and everyone in the huddle knew if we couldn’t make the

stops who the blame would come down on. We had every opportunity to win the game on defense, and to finally get it done was a good feeling.”

(G Justin Smiley on Ted Ginn’s performance) – “He deserves more respect than he gets. Not just because of his performance today, but because he loves the game of football. This is what he does. He’s a professional and it’s his life. A lot of people don’t realize that, but he showed his capabilities today. I’m happy for him, he deserves it. I see him every day and I see how hard he works. He takes a lot of flack, but he had a great day. I was really surprised the Jets kept kicking to him. He took two to the house and the last one was almost close.

(G Justin Smiley on the offense) – “He We didn’t play very well on offense. Our coaches had a really good game plan and they executed things really well. We made some plays here and there, but didn’t make enough. Our last drive for a touchdown was huge for us. We should have been able to do that a little bit more, but you have to give the Jets defense some credit. They played a

WHAT TO LOOK FOR IN 2009

S Yeramiah Bell

- To up his team record for most sacks by a Dolphins defensive back. Bell had 1.5 sacks against Saints QB Drew Brees in the first half vs. New Orleans (10/25). and is now in first place in team history for sacks by a Dolphins defensive back with 7.5.

RB Ronnie Brown

- With a 1,000 yard rushing season, would become just the third Dolphin to account for multiple 1,000 yard seasons, joining Larry Csonka (1971-73) and Ricky Williams (2002-03).
- With 30 career rushing touchdowns, Brown needs three more to tie Karim Abdul-Jabbar (33) for fourth on the Dolphins’ all-time chart.
- Has 3,951 rushing yards and needs 49 for 4,000 in his career.

WR Greg Camarillo

- Has 83 receptions and needs 17 for 100 in his career.
- Has 962 receiving yards and needs 38 for 1,000 in his career.

Ted Gin, Jr.

- Has 1,421 receiving yards and needs 79 for 1,500 in his career.
- Has two kickoff returns for touchdowns and needs one more to tie Mercury Morris with three for highest amount in team history.

LB Joey Porter

- Looks to maintain his streak as the only NFL player to register at least five sacks each year since 2000. In 2009, Porter has 2.5 sacks.

LB Jason Taylor

- Has 126.0 sacks, and is 12th all-time in NFL history. With 0.5 more, he would pass Derrick Thomas (126.5) for 11th. With two more, he would tie Rickey Jackson (128.0) for 10th. He is currently, the NFL’s sack leader among active players.

RB Ricky Williams

- With a 1,000-yard rushing season, he would join Larry Csonka as the only Dolphin to record three 1,000 yard seasons in a career. Csonka accomplished the feat each year from 1971-73.

HARD WORK PAYS OFF

Ronnie Brown's 2007 season ended in just the seventh game because of a knee injury. At the time, he had rushed for 602 yards and four TDs on 119 attempts and caught 39 passes for 389 yards and another score. His 991 total yards from scrimmage at the time of his injury led the NFL. Through countless hours of rehab, Brown made it back for training camp this and did not miss a beat last season, as he was selected to the first Pro Bowl of his career. In 2008, he rushed for 916 yards and 10 touchdowns on 214 carries and caught 34 passes for 254 yards. He also completed two of his three pass attempts, totaling 41 yards and a touchdown. He is the first Dolphin to tally 10 or more total touchdowns in a season since 2005 when Chris Chambers collected 11 receiving scores. Brown was the first Dolphin to have 10 or more rushing touchdowns in a season since 2002 when Ricky Williams recorded 16. Brown's rushing total this year consisted of back-to-back 100-yard games, which occurred in week 3-4 of the schedule. With a team-high 916 rushing yards in 2008, he surpassed the 900-yard mark in three of his four seasons with the club. He also has led the team in rushing all four years and is on pace for a fifth season as he leads the team with 254 rushing yards. He is on pace for 1,354 on the season. Brown is just the second Dolphin to lead the club in rushing four or more years.

MOST CONSECUTIVE SEASONS LEADING THE DOLPHINS IN RUSHING		
<u>Player</u>	<u>No.</u>	<u>Years</u>
Larry Csonka	5	1970-74
Ronnie Brown	4	2005-08
Mark Higgs	3	1991-93
Karim Abdul-Jabbar	3	1996-98
MOST SEASONS LEADING THE DOLPHINS IN RUSHING		
<u>Player</u>	<u>No.</u>	<u>Years</u>
Larry Csonka	6	1970-74, 1979
Ronnie Brown	4	2005-08
Mark Higgs	3	1991-93
Karim Abdul-Jabbar	3	1996-98

BROWN SCORES

In a week three game against the Patriots, on September 21, 2008 at Gillette Stadium, **Ronnie Brown** rushed for 113 yards and four touchdowns on 17 carries, but he also tossed a 19-yard TD pass to **Anthony Fasano**, his first NFL completion. He also became just the second NFL player to score four touchdowns and throw for a touchdown in the same game, joining Paddy Driscoll, who as a member of the Chicago Cardinals, did it on October 7, 1923 against the Rochester Jeffersons. For his performance, Brown was named AFC Offensive Player of the Week. Against San Diego on October 5, Brown rushed for 125 yards and a TD on 24 carries, the 12th 100-yard rushing game of his career. It was the third time in his career that he has put together streaks of two or more straight 100-yard rushing performances, having amassed four in a row last year in games 3 -6, while having also attained that mark in each of the final two games of 2006. In fact, Brown and **Ricky Williams** are the only two Dolphins to

have three separate streaks of 100 yards rushing in two or more straight games. Williams has done it on six occasions. Brown's four touchdowns at New England came on runs of 2, 15, 5 and 62

MOST RUNS OF 60+ YARDS IN DOLPHINS HISTORY				
Player	Years	Atts.	LG	60+
Ronnie Brown	2005-08	752	65t	3
Mercury Morris	1969-75	754	70t	2
Gary Davis	1976-79	318	65t	2

MOST CONSECUTIVE GAMES WITH A RUSHING TD BY A DOLPHIN			
Player	No.	Year	Games
Mercury Morris	5	1972	6-10
Don Nottingham	5	1975	2-6
Pete Johnson	5	1984	8-12
Karim Abdul-Jabbar	5	1997	10-14
Several;	4		
Last by Ronnie Brown	2008	2-5	

yards. His 62-yarder in the fourth quarter was the second-longest of his career, trailing only his 65-yard TD run on October 21, 2005 against Kansas City in his rookie campaign. He now has had three runs of 60 yards or longer in his career, the most-ever in Dolphins history. on November 16, 2008 when he ran for 101 yards on 16 carries.

Ronnie Brown has performed very well in his three appearances on Monday Night Football, accounting for more than 100 yards on the ground in two of the three contests. Brown has also scored two rushing touchdowns in two of the three games.						
RONNIE BROWN ON MONDAY NIGHT FOOTBALL						
Date	OPP	ATT	YDS	AVG	LG	TD
12/25/2006	NYJ	18	110	6.1	17	0
9/21/09	IND	24	136	5.7	19	2
10/12/09	NYJ	21	74	3.5	13	2

With two touchdowns against the New York Jets, Ronnie Brown had multiple touchdowns for the sixth time in his career. It is the first time he has back to back multiple rushing scores in consecutive games.						
RONNIE BROWN GAMES WITH TWO OR MORE RUSHING TOUCHDOWNS						
Date	OPP	ATT	YDS	AVG.	LG	TD
9/7/06	at PIT	15	30	2.0	8	2
9/23/07	at NYJ	23	112	4.9	13	2
9/14/08	at NE	17	113	6.7	62t	4
9/21/09	IND	24	136	5.7	19	2
10/4/09	BUF	20	115	5.8	38	2
10/12/09	NYJ	21	74	3.5	13	2

CLOSING IN

With 48 yards against the New Orleans Saints (10/25), **Ronnie Brown** surpassed **Mercury Morris** (3,877) for third place in team history. Brown leads the team with 518 rushing yards and has 3,951 on his career.

100-YARD RICKY

Ricky Williams has accounted for 20 100-yard rushing games as a Dolphin, a franchise record. He tied the previous mark of 15, first set by Larry Csonka, with a 104-yard effort (31 atts.) at Dallas (11/27/03) on Thanksgiving Day. Williams surpassed the mark with a 107-yard, 1 TD performance (18 atts.) two weeks later against Philadelphia (12/15) in a Monday night contest. In addition, Williams holds the two highest single-season totals in club annals. In his four seasons with the club, the Dolphins have posted a mark of 17-3 when he has run for 100 yards or more.

RICKY WILLIAMS 100-YARD RUSHING GAMES WITH DOLPHINS

Team(Date)	Att	Yds.	Avg.	LG	TD	Result
SEA (11/9/08)	12	105	8.8	51t	1	W, 21-19
At NE (1/1/06)	28	108	3.9	9	1	W, 28-26
TEN (12/24/05)	26	172	6.6	35	1	W, 24-10
At BUF (12/21/03)	29	111	3.8	22	0	W, 20-3
PHI (12/15/03)	18	107	5.9	45	1	L, 27-34
At DAL (11/27/03)	31	104	3.4	15	0	W, 40-21
WAS (11/23/03)	23	107	4.6	24t	2	W, 24-23
BAL (11/16/03)	36	105	3.0	16	0	W, 9-6
BUF (9/21/03)	42	153	3.6	21	1	W, 17-7
At NYJ (9/14/03)	34	125	3.7	22	1	W, 21-10
At NE (12/29/02)	31	185	6.0	30	2	L, 24-27
OAK (12/15/02)	27	101	3.7	16	0	W, 23-17
CHI (12/9/02)	31	216	7.0	63t	2	W, 27-9
At BUF (12/1/02)	27	228	8.4	55t	2	L, 21-38
SD (11/24/02)	29	143	4.9	19	2	W, 30-3
BAL (11/17/02)	26	102	4.0	18	2	W, 26-7
NE (10/6/02)	36	105	3.0	12	0	W, 26-13
NYJ (9/22/02)	24	151	6.3	53t	1	W, 30-3
At IND (9/15/02)	24	132	5.5	19	0	W, 21-13
DET (9/8/02)	20	111	5.6	37	2	W, 49-21

Home Record: 12-1

Road Record: 5-2

OLDEST DOLPHINS TO 100 RUSHING YARDS

Player	Date, Opp.	Yds.	Age
Ricky Williams	11/9/08, vs. Sea.	105	31 years, 183 days
Lamar Smith	1/6/02, vs. Buff.	158	31 years, 38 days
Lamar Smith	12/10/01, vs. Ind.	107	31 years, 11 days

RICKY RUSHES

Ricky Williams has proven to be one of the top rushers in team history. In five seasons, he has totaled 5,038 yards rushing and 40 touchdowns on 1,179 carries. He stands in second spot on the Dolphins' all-time rushing chart, trailing only **Larry Csonka** (6,737). With 85 rushing yards against Buffalo (10/4), Williams became the 40th player in NFL history to rush for over 8,000 yards (8,194).

DOLPHINS CAREER RUSHING LEADERS

YARDS		
Player	Years	No.
1. Larry Csonka	1968-74, 79	6737
2. Ricky Williams	2002-03,05,07-09	5065
3. Ronnie Brown	2005-09	3951
4. Mercury Morris	1969-75	3877
5. Jim Kiick	1968-74	3644

ATTEMPTS		
Player	Years	No.
1. Larry Csonka	1968-74,79	1506
2. Ricky Williams	2002-03,05,07-09	1187
3. Jim Kiick	1968-74	997
4. Ronnie Brown	2005-09	901
5. K. Abdul-Jabbar	1996-99	888

TOUCHDOWNS		
Player	Years	No.
1. Larry Csonka	1968-74,79	53
2. Ricky Williams	2002-03,05,07-09	40
3. K. Abdul-Jabbar	1996-99	33
4. Ronnie Brown	2005-09	30
5. Mercury Morris	1969-75	29

MOST 100-YARD RUSHING GAMES IN DOLPHINS HISTORY (regular season only)

Player	Years	No.	GP	Ratio
Ricky Williams	2002-03,05,08	20	63	3.15
Larry Csonka	1968-74, 79	15	106	7.07
Ronnie Brown	2005-08	15	55	3.67
Mercury Morris	1969-75	10	86	8.60
Karim Abdul-Jabbar	1996-99	9	50	5.56

Overall in his eight NFL seasons, the teams for which Williams has played have produced a record of 24-8 in games when he has reached the 100-yard rushing plateau.

CAREER DAY

Ricky Williams 68 yard touchdown run in the first quarter against New Orleans (10/25) was a career long, surpassing his previous best of 63 yards which came against the Bears on December 9, 2002. It was also tied for the sixth longest run in team history. Williams tied a career high with three rushing touchdowns against New Orleans. The last time Williams scored three touchdowns in a game was as a member of the New Orleans Saints on October 22, 2000 at Atlanta. The three rushing touchdowns are tied for the third most in team history with a host of other players.

DOMINANT PERFORMANCE

Although Miami lost against Indianapolis on Monday Night Football (9/21) 23-27, the offensive line put together one of the most dominant run performances in recent team history. The Dolphins had 239 rushing yards on 49 carries and two rushing touchdowns from **Ronnie Brown**. Miami also owned the time of possession by a 45:07 to 14:53 advantage. It was the Dolphins highest time of possession in team history, besting the 43:39 mark set on December 7, 1987 against the New York Jets. The Colts became the first team since time of possession was established as a stat in 1977 to win a game with such a marked difference. In fact, Miami has won the time of possession battle in four of it's first seven games.

DOLPHINS 2009 TIME OF POSSESSION

Week	TOP Dolphins	TOP Opponents
@ATL	29:07	30:53
IND	45:07	14:53
@ SD	32:27	27:33
BUF	37:09	22:51
NYJ	33:35	26:25
NO	26:05	33:02
@NYJ	25:54	34:06

POLITE = FIRST DOWN

Lousaka Polite, while known as a bruising blocker, is a tough runner between the tackles. The fullback has carried the ball six times this season on third- and fourth-and-one and picked up the first down all six times. Three of those three drives resulted in touchdowns. In 2008 in those situations he carried the ball 12 times and on 11 occasions he picked up the first down. Seven of those twelve drives resulted in touchdowns.

GINN GOES DEEP

After showing steady improvement in his rookie season, wide receiver **Ted Ginn, Jr.**, the Dolphins' first round draft choice in 2007, raised his game another level in 2008 and looks to further his development in 2009. against Indianapolis (9/21), Ginn had a career-high 11 catches for 108 yards. His previous career-high was seven receptions which he had two times (vs. Cincinnati on 12/30/07 and vs. Buffalo on 10/26/08 2008). His 11 catches were tied for third most in team history, trailing Chris Chambers (12/4/05 vs. Buffalo) who had a team record 15 catches and Jim Jensen who notched 12 catches (11/6/88 at New England). The third-year receiver from Ohio State also finished with his second career 100 yard receiving game. The speedster caught connected with **Chad Henne**. for a 53-yard touchdown reception vs. the New York Jets (10/12). It was Ginn's longest reception for a touchdown in his career, besting a 41-yard touchdown from **Chad Pennington** at the New York Jets (12/28/08).

TEAM SINGLE GAME
RECEPTION LEADER

Player	OPP	DATE	REC	YDS
Chris Chambers	BUF	12/4/05	15	238
Jim Jensen	at NE	11/6/88	12	110
Ted Ginn	IND	9/21/09	11	108
*O.J. McDuffie	at BUF	12/30/95	11	154
O.J. McDuffie	NYJ	12/13/98	11	105
Greg Camarillo	at DEN	11/2/08	11	111
*playoff game				

HAPPY RETURNS

WR Ted Ginn, Jr. returned two kickoffs for touchdowns against the New York Jets (11/1). It was Ginn's first kickoff return touchdown of his career and the first time in team history that a player has returned two kickoffs for scores. Ginn became the eighth player in NFL history to have two kickoff returns for touchdowns in a single game. His 101-yard kickoff return against the Jets was the second longest in team history behind **Mercury Morris** who brought a kickoff back 105 yards against Cincinnati on September 14, 1969. The last Dolphin to return a kickoff for a score was **Wes Welker** who had a 95-yard touchdown at Baltimore on January 2, 2005. Ginn is now second in Dolphin annals with two career returns for touchdowns behind only Morris (1969-75) who registered 3 career kickoff returns for touchdowns.

TOTAL YARDAGE

Ted Ginn, Jr.'s 299 yards in kickoff returns against the New York Jets (11/1) set a Dolphin mark surpassing **Travis Minor's** 215 yards which he recorded on October 13, 2002 at Denver. Ginn became

the first player in NFL history with two touchdowns of 100 yards in the same game and is the eighth player in NFL history with two kick-return touchdowns in a game. Ginn also became the first player to record two KR-TDs in the same quarter since Green Bay's **Travis Williams** returned two kickoff returns for scores in the first quarter on November 12, 1967 vs. Cleveland in Milwaukee County Stadium. Williams returned the opening kickoff 87 yards for a touchdown and added a 85-yard kickoff return in the first quarter in a 55-7 Green Bay win.

DAVONE KNOWS BESS

Davone Bess leads the team with 30 catches and is equally adept at moving the chains, pacing the team with 16 first down receptions. His impressive sophomore campaign follows a rookie year where he made the team as an undrafted rookie free agent out of the University of Hawaii and caught 54 passes. His 54 catches were the second most by a rookie free agent in NFL history.

MOST RECEPTIONS BY AN NFL UNDRAFTED
FREE AGENT IN ROOKIE SEASON

Player, Pos.	Team	Year	Rec.
Wayne Chrebet, WR	N.Y. Jets	1995	66
Davone Bess, WR	Miami	2008	54
Terrence Wilkins, WR	Indianapolis	1999	42
Clark Gaines, RB	N.Y. Jets	1976	41
Bob Tucker, TE	N.Y. Giants	1970	40
Jeff Chadwick, WR	Detroit	1983	40

HENNE STARTS

When **Chad Henne** lined up under center against Buffalo (10/4), he became the 29th different player to open a game at quarterback in the Dolphins' 44-year history. With the 38-10 victory, Miami has a 12-17 record in these games. The following is a game-by-game rundown of the debuts of the 28 starting quarterbacks in Dolphins history. The 28 point victory was the largest margin in a win in these type games. The previous mark was 14 points when **Scott Mitchell** led the Dolphins to a 41-27 victory vs. Indianapolis the Colts on October 24, 1993. Henne completed his first career touchdown pass, a five-yard score to rookie **Brian Hartline**. It was also Hartline's first career touchdown reception. It was the eighth time in Dolphin history that a quarterback making his first career start has thrown a touchdown pass. Henne joined quarterbacks **Rick Norton, John Stofa, Don Strock, Dan Marino, Kyle Mackey, Scott Mitchell** and **Sage Rosenfels** as quarterbacks who have thrown a touchdown pass in their first career start.

HENNE TIMES TWO

With the victory over the New York Jets (10/12), **Chad Henne** becomes the first Dolphin quarterback to win his first two career starts since **Damon Huard** accomplished the feat when he compiled three straight victories in 1999. Huard replaced an injured **Dan Marino** and led the Dolphins to wins over Philadelphia 16-13 (10/24/99), at Oakland 16-9 (10/31/99) and the Titans 17-0 (11/7/99). Against the Jets, Henne engineered his first fourth quarter comeback of his career, leading the team on a 13-play 70-yard drive that lasted 5:06. He finished the night completing 20 of 26 passes for 241 yards, two touchdowns and no turnovers.

J-PEEZY

Since entering the NFL as a third-round draft choice of Pittsburgh in 1999, linebacker **Joey Porter** has been one of the top pass rushers in the NFL. He built upon this reputation in 2008, having produced 17.5 in 2008, a figure that surpassed his previous career-high total of 10.5, set in 2000 and 2005 with the Steelers. His total this year includes a four-sack effort in a win at New England on September 21. The four sacks tied a career high which he first achieved on October 21, 2001 at Tampa Bay. The total also is tied for the fourth-highest figure in Dolphins history and is the most since E.J. Junior recorded four on October 6, 1991 at New England. In 2008, Porter posted two or more sacks in a game four times and the Dolphins are 3-1 in those games. He has now done it 17 times in his career. Porter also is the only player in NFL history to have at least 70 career sacks and 10 career interceptions.

HIGHEST SINGLE-GAME SACK TOTALS IN DOLPHINS HISTORY		
Player	Date, Opp.	No.
1. Bill Stanfill	10/7/73, vs. Jets	5.0
Vern Den Herder	10/21/73, vs. Buff.	5.0
Bill Stanfill	11/17/74, vs. Buff.	5.0
4. five different times		4.0
Last By: Joey Porter 9/21/08, at N.E.		

Since becoming a full-time starter in his second season of 2000, Porter has posted a total of 81 sacks, the most among linebackers during this span, and fourth-most overall. In addition, he is the only NFL player to have collected a minimum of five sacks each year from 2000-08.

HIGHEST SINGLE-SEASON SACK TOTALS BY A DOLPHINS LINEBACKER		
Player	Year	Sacks
1. Joey Porter	2008	17.5
2. Bryan Cox	1992	14.0
3. Charles Bowser	1984	9.0

Porter's 17.5 sack in 2008 is the highest single-season figure by a linebacker in Dolphins history, as he surpassed **Bryan Cox** for that honor against New England on November 23, 2008.His sack total is the third-highest overall single-season figure in Dolphins history.

HIGHEST SINGLE-SEASON SACK TOTALS IN DOLPHINS HISTORY		
Player, Pos.	Year	Sacks
1. Bill Stanfill, DE	1973	18.5
Jason Taylor, DE	2002	18.5
3. Joey Porter, LB	2008	17.5
4. Trace Armstrong, DE	2000	16.5
5. Doug Betters, DE	1983	16.0

MOST SACKS IN THE NFL SINCE 2000		
Player	Teams(s)	No.
1. Jason Taylor*	Miami,Wash.	109.5
2. Michael Strahan	N.Y. Giants	89.0
3. John Abraham*	NYJ,Atl.	87.0
5. Leonard Little*	St. Louis	85.5
4. Joey Porter*	Pitt.,Miami	83.5
*Indicates active player		

TOP SACK DUOS IN THE NFL

Miami - Jason Taylor (126.0) & Joey Porter (85.5) = 211.5
Baltimore – Terrell Suggs (55.5) & Trevor Pryce (87.5) = 143
Indianapolis – Dwight Freeney (78.5) & Robert Mathis (59.5) = 138
St. Louis – Leonard Little (86) & James Hall (45) = 131
Oakland – Greg Ellis (81) & Richard Seymour (43) = 124
Minnesota – Jared Allen (68.0) & Kevin Williams (47.5) = 115.5
Tennessee - Javon Kearsse (74) & Kyle Vanden Bosch (40.5) = 114.5
Atlanta – John Abraham (87.0) & Mike Peterson (20.5) = 107.5
Chicago – Adewale Ogunleye (65) & Alex Brown (41) = 106
New England – Adalius Thomas (51) & Derrick Burgess (49) = 100
Carolina – Julius Peppers (77.5) & Damione Lewis (22) = 99.5
Arizona – Chike Okeafor (51.5) & Clark Haggans (35.0) = 86.5
New Orleans – Charles Grant (45.5) & Will Smith (39.0) = 84.5
San Diego – Shawne Merriman (41.5) & Shaun Phillips (42.5) = 84

WAKE UP

Seeing the most significant action of the season, **LB Cameron Wake** recorded the first 2.5 sacks of his NFL career against Bills QB Trent Edwards (10/4). Wake was named CFL Defensive Player of the Year in both 2007 and 2008 as he recorded 39 sacks in just two seasons as a member of the B.C. Lions. It was the most sacks by a Miami player since September 21, 2008 when **Joey Porter** had four in a 38-13 win at New England. Wake was second for the most sacks by a rookie or first year player in a game joining **LB AJ Duhe** (11/6/77 at NY Jets) and **DE Marco Coleman** (10/25/92 vs. Indy) who both recorded three sacks in a single game.

MIAMI SACK EXCHANGE

When linebacker **Jason Taylor** rejoined the Dolphins on May 13, 2009, opposing offenses realized they would have to game plan for two of the most prolific sack artists of their generations. Taylor and **Joey Porter** have combined for 209.0 regular season sacks (Taylor 124.0, Porter 85.0) in their respective careers

TAYLOR RETURNS

Jason Taylor returned to the Miami Dolphins on May 13, 2009 after spending the previous season with the Washington Redskins. Taylor has six seasons of ten or more sacks, including three of the last four years. According to coach **Tony Sparano**, Taylor has lost none of his work ethic or passion in his 13th year in the league. Taylor, who turned 35 on September 1, is the oldest

(Continued from page 13)

player on the roster. "We couldn't keep him out of the weight room," Sparano said. "He's added about 10 pounds of muscle, doing things like dead lifts. And he's one of the most intelligent players I've ever coached -- a complete pro's pro."

SCORING DEFENDER

Jason Taylor scored the ninth touchdown of his career at the New York Jets (11/1) on a 48-yard fumble recovery by RB **Shonn Greene** after he was stripped by NT **Paul Soliai**. It was the first fumble return for a touchdown since CB **Michael Lehan** returned a fumble 43 yards against the Jets in Miami on December 2, 2007. Taylor's nine touchdowns (all as a member of the Dolphins) have come from three interceptions and six fumble returns and the Dolphins are 8-1 in those contests. The first five touchdown of Taylor's career came on fumble returns.

MOST CAREER TOUCHDOWNS BY A DOLPHIN DEFENDER

PLAYER	YEARS	INT	FUM	TOT.
Jason Taylor	1997-07, 09	3	6	9
Dick Anderson	1968-77	3	1	4
Zach Thomas	1996-07	4	0	4

In addition, Taylor's three interception returns for touchdowns ties him with Dick Anderson and Terrell Buckley for the second highest total in Dolphin history, behind only Zach Thomas:

MOST CAREER FUMBLE RETURNS FOR TOUCHDOWNS IN DOLPHIN HISTORY

Player	Years	No
Jason Taylor	1997-07, 09	6
Bob Baumhower	1977-86	2
Liffort Hobley	1987-93	2

In addition, Taylor holds the Dolphin team record for most career touchdown fumble returns in club history and for most career touchdowns by a Dolphin defensive player in club history:

MOST INTERCEPTION RETURNS FOR TOUCHDOWNS IN DOLPHIN HISTORY

Player	Years	No
Zach Thomas	1996-07	4
Terrell Buckley	1995-99, 03	3
Dick Anderson	1968-77	3
Jason Taylor	1997-07, 09	3

In addition, Taylor's sixth fumble return for a touchdown at the New York Jets surpassed Jessie Tuggle for the most in NFL history.

MOST FUMBLE RETURNS FOR TOUCHDOWNS, NFL HISTORY

Player	Team(s)	Years	No
Jason Taylor	MIA/WAS	1997-pres	6
Jessie Tuggle	ATL	1987-00	5
Bill Thompson	DEN	1969-81	4
Derrick Thomas	KC	1989-99	4
Ronde Barber	TB	1997-08	4
Keith Bullock	TEN	2000-pres	4

MOST SACKS AMONG ACTIVE PLAYERS

Player	Team(s)	Sacks
Jason Taylor	MIA/WAS	126.0
Trevor Pryce	DEN/BAL	87.5
John Abraham	NYJ/ATL	87.0
Leonard Little	STL	86.0
Joey Porter	PIT/MIA	85.5
Greg Ellis	DAL/OAK	81.0
Dwight Freeney	IND	78.5
Julius Peppers	CAR	77.5
Jevon Kearse	PHI/TEN	74.0

TAYLOR LOVES AFC EAST

Jason Taylor recorded 2.5 sacks vs. Buffalo (10/4). His 19 total sacks against the Bills are the most he has recorded against opponent in his career.

Team	G	Sacks/Yds
1. Buffalo	21	19.5/128.5
2. New York Jets	22	16.5/93.5
3. New England	22	12/74
4. Oakland	7	9/60
5. Indianapolis	14	7/46
6. Baltimore	6	6/44.5
T7. Denver	6	4/39
T7. Green Bay	4	4/27
T7. Philadelphia	4	4/27
T7. Houston	3	4/24

MULTI-TALENTED

LB Jason Taylor had 2.0 sacks against New Orleans (10/25), which was the 30th multiple sack game (1.5 or more) of his career. He has amassed two or more sacks 24 times for the Dolphins in his career, with the team holding a 16-8 record in those games. Taylor also forced two fumbles against **QB Drew Brees**.

ROOKIE PICK

Rookie CB **Vontae Davis** had a 23-yard return for a touchdown off an interception of Bills **QB Trent Edwards** vs. Buffalo (10/4). It was the first interception for a touchdown since **Phillip Merling** returned a then New York Jets **QB Brett Favre** pass 25 yards for a score as the Dolphins defeated the Jets 24-17 on December 28, 2008. Additionally, it was the first interception return for a touchdown by a defensive back since November 2, 2008 when **C Will Allen** picked off then Broncos **QB Jay Cutler** for a 32-yard touchdown return in a 26-17 Miami victory.

STARTING YOUNG

2009 draft picks **S Chris Clemons**, **CB Vontae Davis** and **CB Sean Smith** all were in the starting lineup against the New York Jets (11/1). It was the first career start for Clemons, a fifth-round pick from Clemson. Davis, a first round pick from Illinois and Smith, a second round selection from Utah became the first rookie cornerbacks in the team's 43-year history to open a game at both corner positions. It was also the first career start for Davis.

FOR WHOM THE BELL TOLLS

Dolphins strong safety **Jeremiah Bell** gained a reputation as one of the team’s top playmakers from 2005-06. Over this two-year stretch, he played in all 32 games with 11 starts, and registered 86 tackles, five sacks, an interception, 16 passes defended, three forced fumbles and three fumble recoveries. He missed most of 2007 after sustaining a torn Achilles’ tendon in the season-opener. He was back in his old form in 2008. On the season, he recorded double-digit tackle totals on three occasions, including a career-high 12 at Houston on October 12. In addition, he turned in one of the biggest defensive plays of the game in the victory over the Seahawks when he swatted a pass on the 2-point conversion attempt that was intended for **John Carlson**. On the year Bell led the team with 120 total stops, while he also was third with 10 passes defended. Against New England on November 23, he recorded his first sack of the season, which also marked the sixth of his career as he tied **Liffort Hobley** for the most career sacks by a Dolphins defensive back. Bell had 1.5 sacks against New Orleans (10/25) and now in first place for sacks by a Dolphins defensive back.

MOST CAREER SACKS BY A DOLPHINS DB			
	Player	Years	Sacks
1.	Jeremiah Bell	2004-08	7.5
	Liffort Hobley	1987-93	6.0
3.	Jerry Wilson	1996-00	5.5
4.	Will Allen	2006-08	4.0
	Glenn Blackwood	1979-87	4.0
	Calvin Jackson	1994-99	4.0

DOLPHINS OWN NFL’S TOP RECORD SINCE 1970

Since the merger of 1970, the Dolphins have fielded the top team in the NFL, and their record over this stretch proves this. Over the last 39 years (1970-08), the Dolphins have put together a regular season record of 367-237-2. The winning percentage of .607 is the best in the league over this span.

BEST NFL REGULAR SEASON RECORDS SINCE 1970				
	TEAM	W	L	T Pct.
1.	MIAMI	368	237	2 .607
2.	Pittsburgh	368	237	2 .606
3.	Dallas	361	246	0 .593
4.	Denver	353	248	6 .586
5.	Minnesota	350	256	2 .576

CARPENTER UNDER 40

K Dan Carpenter connected on a 48-yard field goal in the second quarter against the New York Jets, which was the longest for the kicker this season. Additionally, Carpenter is 17-17 on field goals that are 40-yards or shorter.

MIAMI DOLPHINS 2009 WEEK-BY-WEEK OFFENSIVE AND DEFENSIVE RANKINGS

Week #	AFC						NFL					
	Offense			Defense			Offense			Defense		
	Tot.	Rush	Pass	Tot.	Rush	Pass	Tot.	Rush	Pass	Tot.	Rush	Pass
Week 1	9	4	9	4	4	5	20	11	21	13	7	14
Week 2	10	1	14	7	4t	12	17	3	27	14	7t	23
Week 3	11	1	14	9	3	13	19	3	30	18	3	26
Week 4	10	1	15	6	2	12	17	1	31	13	16	9
Week 5	8	1	13	4	4	11	15	1	28	8	5	19
Week 6	9	1	12	5	2	9	15	1	26	10	3	18
Week 7	10	2	11	6	3	10	16	2	26	13	4	19
Week 8	12	3	13	9	5	11	23	4	29	17	7	21

MIAMI DOLPHINS 2008 WEEK-BY-WEEK OFFENSIVE AND DEFENSIVE RANKINGS

Week #	AFC						NFL					
	Offense			Defense			Offense			Defense		
	Tot.	Rush	Pass	Tot.	Rush	Pass	Tot.	Rush	Pass	Tot.	Rush	Pass
Week 1	12	15	4	7	7	10	25	30	9	12T	18	17
Week 2	11	15	5	13	6	15	26	29	14	26	12	30
Week 3	4	7	5	7	5	13	16	17	13	17	11	25
Week 4	3	7	6T	6	5	13	13	16	14T	15	10	26
Week 5	2	3	6	4	4	10	10	10	13	7	7	15
Week 6	3	4	5	9	4	14	10	11	11	18	8	29
Week 7	3	9	4	10	5	14	11	17	8	21	12	27
Week 8	3	11	3	9	6	14	9	21	6	20	15	25
Week 9	3	11	3	10	4	14	9	22	6	22	9	26
Week 10	3	10	4	9	5	14	8T	20	7	18	9	25
Week 11	3	7	5	6	4	12	8	12	9	14	9	20
Week 12	4	8	5	10	4	15	8	15	8	20	9	28
Week 13	4	7	4	8	4	13	10	13	8	18	11	26
Week 14	4	7	4	6	5	11	10	12	8	13	11	21
Week 15	4	7	5	4T	5	12	11	12	10	11T	11	20
Week 16	4	8	6	7	5	12	10	13	11	15	10	25
Week 17	5	6	5	8	5	12	12	11	10	15	10	25

POSITION-BY-POSITION BREAKDOWN

QUARTERBACKS (3)

Returners: Chad Henne, Chad Pennington. Draft Choices/College Free Agents: Pat White (D2a). Losses from 2008: John Beck (Released).

Chad Pennington started the first three games of 2009 before injuring his shoulder at San Diego (9/27) in the third quarter. He did not return to the game and was later placed on injured reserve. Pennington was named as the team’s starting quarterback on August 25, 2008 by Head Coach **Tony Sparano** after signing with the team as a free agent on August 9, 2008. Pennington started all 16 regular season games and completed 321 of 476 passes for 3,653 yards with 19 TDs and seven INTs. He was also named winner of the 2008 Don Shula Leadership Award and co-winner of the Dan Marino MVP Award (along with **Joey Porter**). Pennington injured his shoulder at San Diego (9/27) and was placed on injured reserve. **Chad Henne** served as the third quarterback in the first two games of the season. He entered the game at San Diego (9/27) in the third quarter and completed 10 of 19 passes for 92 yards and interception. Henne got his first career start vs. Buffalo (10/4) and completed 14 of 22 passes for 115 yards and one touchdown in the victory against the Bills. Henne completed his first touchdown pass to Brian Hartline and finished the game with a 92.0 QB Rating. He followed with the best game in his young career, as he engineered his first fourth quarter comeback of his career in a 31-27 victory over the New York Jets (10/12), leading the team on a 13-play 70-yard drive that lasted 5:06. He finished the night completing 20 of 26 passes for 241 yards, two touchdowns and no turnovers. He had the longest completion of his career in the first quarter on a 59-yard pass to **Ricky Williams**. The reception tied for the longest of Williams’ career, equaling a mark he set vs. the Jets (12/28/03). Henne also connected with **WR Ted Ginn, Jr.** for a 53-yard touchdown pass. It was Ginn’s longest reception for a touchdown in his career, besting a 41-yard touchdown from QB **Chad Pennington** at the New York Jets (12/28/08). In the preseason, the second-year signal caller from Michigan finished 30-51 for 313 yards with two touchdowns and two interceptions for a rating of 73.4. Henne served as the primary backup to Pennington in 2008 and played in three games. He led the Dolphins on a touchdown drive in the first series of his career, when he entered the game on the final offensive possession in a Week two game at Arizona (9/14/08). On that drive, he completed 7 of 12 for 67 yards, leading to a Ronnie Brown 1-yard TD run. Rookie QB **Pat White** has served as the primary backup in the team’s first two contests and did not play in the team’s third game at San Diego (9/27). He played in the fourth quarter against Buffalo (10/4) on the game’s final drive and converted a key first down in the fourth quarter vs. the New York Jets (10/12). White was a four-year letterman and three-year starter at West Virginia whose starting record of 34-8 ranks sixth in NCAA history for most career victories as a starting quarterback. He completed 507 of 783 pass attempts (64.8 pct.) with 56 touchdowns and 23 interceptions in college and holds the NCAA record for rushing yard-

age by a quarterback with 4,480 yards. White established 19 school, Big East Conference and major college records in his collegiate career.

RUNNING BACKS: (5)

Returners: RB Ronnie Brown, RB Patrick Cobbs, RB Lex Hiliard, FB Lousaka Polite, Ricky Williams. Additions: RB Kory Sheets (FA).

Ronnie Brown started the season opener against Atlanta (9/13), leading the team with 43 rushing yards on 10 carries and catching three passes for 10 yards. Brown added 136 yards rushing and two touchdowns on *Monday Night Football* against Indianapolis (9/21) on 24 carries. The Auburn product had 18 carries for 75 yards at San Diego (9/27) and notched his 15th career 100 yard rushing game with 115 yards on 20 attempts and two touchdowns vs. Buffalo (10/4). Brown added another impressive performance on *Monday Night Football* vs. the New York Jets (10/12) with 74 yards and two touchdowns, his sixth game where he scored multiple times on the ground. In 2008, Brown gained 916 yards and 10 TDs on 214 attempts and caught 33 passes for 254 yards. He completed 2 of 3 pass attempts, totaling 41 yards and a touchdown. Brown was named to his first career Pro Bowl. **Ricky Williams** played in a reserve role in the season opener against Atlanta (9/13), with a game-high 5.6 yard average per carry (seven rushes for 39 yards). Williams continued his strong play against the Falcons, scoring once on a nine-yard pass from **Chad Pennington**. It was the running backs sixth touchdown against the Falcons (Five rushing, one receiving) over the course of his career (with Miami and New Orleans). He added 69 yards on 19 rushes vs. Indianapolis (9/21) and 55 yards on eight carries and a touchdown at San Diego (9/27). The University of Texas product became the 40th player to go over 8,000 total yards vs. Buffalo (10/4), finishing the game with 85 yards on 16 carries and one touchdown and led Miami with a 6.2 yard average vs. the New York Jets (10/12). He also equaled his career-high with a 59 reception on a screen play. In 2008, he finished second on the squad with 659 yards rushing on 160 attempts. This included a high of 105 yards (12 atts.) in a Week nine win over Seattle (11/9/08). His 8.8-yard average per rush attempt in the game is a career-best. He also caught 29 passes for 219 yards. In a Week 11 game against New England (11/23), he accounted for his first receiving touchdown since 2003 when hauled in a 13-yard scoring pass from Pennington. **Patrick Cobbs** continued to show his versatility in 2009 after handling running, receiving and special teams duties in 2008. He was active in all five games before tearing his ACL vs. the New York Jets (10/12). The North Texas product had two kickoff returns for 37 yards in the season opener against the Falcons (9/13). Last season, Cobbs rushed 12 times for 88 yards and a TD. He also had 19 receptions for 275 yards and two touchdowns. His roster spot was taken by **RB Kory Sheets** who was signed on October 14 from the practice squad of the San Francisco 49ers. **Lousaka Polite** flashed in the season opener against Atlanta (9/13), rushing two times for five yards in-

(Continued from page 16)

cluding a nine-yard run which was the second longest of his career. Polite was signed as a free agent on October 16, 2008, bringing with him four years of NFL experience, including three with the Cowboys (2004-06), with whom he first signed as an undrafted college free agent in 2004. He played in each of the last 11 games, including five starts. He rushed 23 times for 85 yards. Of his 23 rush attempts, 10 came on either third-and-1 or fourth-and-1 and he converted on nine, seven of which resulted in scoring drive (6 TDs, 1 FG). He added six receptions for 24 yards.

WIDE RECEIVERS (5)

Returners: **Davone Bess**, **Greg Camarillo**, **Ted Ginn, Jr.** Draft Choices/College Free Agents: **Brian Hartline** (D4),) **Patrick Turner** (D3). Losses from 2008: None.

Greg Camarillo returned from an ACL injury to start the season opener against Atlanta (9/13). He notched two receptions for 20 yards against the Falcons, including a nifty pass from **Chad Pennington** where he pinned the ball on the back of his leg. He added three catches for 11 yards vs. Indianapolis (9/21), two receptions for 13 yards at San Diego (9/27) and had a team-high four catches for 42 yards vs. Buffalo (10/4). He also converted key first down receptions vs. the New York Jets (10/12), finishing the day with three receptions for 33 yards. Camarillo started each of the first 11 games in 2008. and totaled 55 receptions for 613 yards and two TDs. He had his best game in a week eight game at Denver (11/2/08) when he hauled in 11 passes for 111 yards, both career-high figures. He accounted for scoring catches vs. San Diego (10/5) and vs. New England (11/23). In the Patriots game, in which he caught six passes for 75 yards and a 3-yard TD, he left the game in the fourth quarter with a knee injury and did not return. He was placed on injured reserve on November 24. **Ted Ginn** started in the season opener against Atlanta (9/13), garnering statistics in receiving (two for 26 yards), rushing (two for nine yards) and returning (three returns for 55 yards). Ginn also had a career-high 11 catches for 108 yards vs. Indianapolis (9/21). His previous career-high was seven receptions which he had two times (vs. Cincinnati on December 30, 2007 and vs. Buffalo on October 26, 2008). His 11 catches were tied for third most in team history, trailing Chris Chambers (12/4/05 vs. Buffalo) who had a team record 15 catches and Jim Jensen who notched 12 catches (11/6/88 at New England). The third-year receiver from Ohio State also finished with his second career 100 yard receiving game. He had two catches for 57 yards vs. the New York Jets (10/12) and a 53-yard touchdown pass from **Chad Henne**. It was Ginn's longest reception for a touchdown in his career, besting a 41-yard touchdown from **Chad Pennington** at the New York Jets (12/28/08). He played in all 16 games in 2008, including 14 starts. He caught 56 passes for 790 yards and two TDs. He had the most productive game of his career in a Week six contest against Buffalo (10/26/08) when he hauled in seven passes for 175 yards, the ninth-highest yardage total in club history. Two weeks later, in a win over Seattle (11/9/08), he hauled in his first touchdown of the year, on a 39-yard pass from Chad Pennington. He also rushed for 73 yards and a TD on five attempts, including two carries for 44 yards in Week 10 game against Oakland (11/16/08) when he scored on a 40-yard run. He also had a 31-yard TD run in a Week 15 contest at Kansas City (12/21), the first Dolphins wide receiver to have

more than one rushing score in a career. **Davone Bess** was his sure handed self in the season opener against Atlanta (9/13), finishing with a game high seven receptions for a team leading 57 yards. His seven receptions against the Falcons were the second most in his career. Bess's career-high in receptions was nine at Buffalo on December 7, 2008 in a 16-3 Dolphins victory. He added three catches for 29 yards vs. Indianapolis (9/21) and tied for the second most catches in his career with seven at San Diego (9/27). Bess added three catches for 17 yards vs. Buffalo (10/4) and leads the team with 11 first down receptions. In 2008, Bess appeared in all 16 games in his rookie season, including starts in the final six, and caught 54 passes for 554 yards. In a Week 13 matchup against Buffalo in Toronto (12/7/08), he hauled in nine passes (74 yards), tied for the second-highest single-game total by a Dolphins rookie and the most by a rookie wide receiver. **Brian Hartline**, a fourth round draft pick from Ohio State caught two passes for 13 yards in his first career regular season game against Atlanta (9/13) and two for 23 yards vs. Indianapolis (9/21). He caught his first career touchdown, from five yards out vs. Buffalo (10/4). Hartline was a three-year letterman and two year starter at Ohio State and finished his collegiate career with 90 catches for 1,429 yards (15.9 avg.) and 12 touchdowns. **Patrick Turner**, a third-round pick from USC, was inactive for the first five games of the season. He was a four-year letterman and two-year starter at Southern California and finished his collegiate career with 138 receptions for 1,752 yards (12.7 avg.) with 17 touchdowns.

TIGHT ENDS (3)

Returners: **Anthony Fasano**, **Joey Haynos**, . Draft Choices/College Free Agents: **John Nalbone** (D5a).

Anthony Fasano caught two passes for 10 yards in the season opener with two fumbles against Atlanta (9/13), added one catch for one yard vs. Indianapolis (9/21) and had one catch for seven yards vs. Buffalo (10/4). The tight end had a season high four receptions vs. Buffalo (10/12). Fasano started all 16 games in 2008 as he tallied 34 receptions and 454 receiving yards. His seven receiving scores led the team and tied for the highest single-season total by a Dolphins tight end, along with Keith Jackson (1994). All three of his receiving figures represented personal single-season bests. In the opener against the Jets (9/7), he caught eight passes for 84 yards and a TD. He accounted for his first multiple-TD game in a Week 15 game at Kansas City (12/21/08) when he had two scoring catches of 14 yards. He had three scoring catches over the final two weeks of the season. ever by a Dolphins tight end. **Joey Haynos** caught a career-high 21 yard pass from **Chad Pennington** in the season opener against Atlanta (9/13). He started his career in camp with Green Bay as an undrafted college free agent and was signed off the Packers' practice squad on September 24, 2008. He made his NFL regular season debut in a Week five game at Houston (10/12/08). Overall, he played in seven games, all in a reserve role. His first NFL catch came on a 19-yard scoring reception in a Week 14 game against San Francisco (12/14), as he became the first Dolphin since Oronde Gadsden in 1998 to record a touchdown on his first NFL reception. **John Nalbone**, a fifth-round pick from Monmouth, has been inactive for the first five games. He was a four-year letterman and three-year starter at Monmouth and posted career

(Continued on page 18)

(Continued from page 17)
statistics of 101 receptions for 1,079 yards (10.7 avg.) with nine touchdowns

OFFENSIVE LINE (8)

Returners: T Vernon Carey, T Nate Garner, T Jake Long, G Justin Smiley, G Donald Thomas. Veteran Additions: G Joe Berger (UFA-Dallas), C Jake Grove (UFA, Oakland). Draft Choices/College Free Agents: T Andrew Gardner (D6) T Lydon Murtha (FA). Losses from 2008: C Al Johnson (not re-signed), G Shawn Murphy (released), C Samson Satele (Released).

Vernon Carey started his 64 regular season game in a row vs. the New York Jets (10/12). First-round draft choice In 2008, **Jake Long** became the fifth rookie offensive lineman in club history to start every regular season game, joining T Richmond Webb (1990), T Todd Wade (2000), T Wade Smith (2003) and C Samson Satele (2007). He was named to his first career Pro Bowl, becoming the fourth overall No.1 selection since 1970 to play in the postseason all-star game in his rookie year. **Justin Smiley**, who signed with the Dolphins as an unrestricted free agent in 2008 from San Francisco, opened the first 12 games at left guard before sustaining a season-ending ankle injury on the first offensive series in game at St. Louis (11/30/08); was placed on injured reserve on December 2. 2008 He returned in 2009 to start the season opener against Atlanta (9/13). 2008 Sixth-round draft choice **Donald Thomas** started all four preseason games and the first regular season contest. He sustained a foot injury in the opener against the Jets (9/7/08) and was placed on injured reserve two days later, but rebounded with a strong camp in 2009 and won back his starting position. **Shawn Murphy** was inactive for all 16 games in 2008 and served as the primary backup to Donald Thomas in the 2009 preseason. He was inactive for the first five games in 2009 and was released on October 20, 2009. To take place Murphy's place on the roster, Miami signed tackle **Lydon Murtha** from the Detroit Lions practice squad.. **Jake Grove** signed a multi-year contract with the Dolphins as an unrestricted free agent from Oakland on March 3, 2009. He was originally a second-round draft choice (45th overall) of Oakland in 2004, the first center selected overall. Grove has played in 55 games in his career with 47 starts at center. **Joe Berger** signed a multi-year contract with the Dolphins as an unrestricted free agent from Dallas on February 27, 2009 and is familiar with Head Coach **Tony Sparano** from their time together with the Cowboys **Andrew Gardner**, a sixth-round pick from Georgia Tech was inactive in the season opener against Atlanta (9/13). The rookie was a four-year starter for the Yellow Jackets.

DEFENSIVE LINE (7)

Returners:, DE Lionel Dotson, DT Jason Ferguson, DE Kendall Langford, DE Phillip Merling, DT Paul Soliai, DE Randy Starks. Veteran Additions: DT Tony McDaniel (Trade, Jacksonville). Losses from 2008: DE Vonnie Holliday (Released).

Kendall Langford started 12 game last season and picked up his first sack of the season at San Diego (9/27). Veteran nose tackle **Jason Ferguson** had a sack against the Falcons (9/13). He now has 22.5 on

his career. Ferguson notched 22 stops in 2008 **Randy Starks** the season opener against Atlanta (9/13) and added three sacks and an interception, which came off a Matt Cassel pass in a Week three game at New England (9/21/08), the first interception of his career. **Phillip Merling** had a fumble recovery on Phillip Rivers at San Diego (9/27). In 2008,Merling amassed 26 tackles, a sack, an interception, a fumble recovery and a pass defended. He collected a season-high four tackles on two occasions; at Arizona (9/14/08) and at St. Louis (11/30/08) His interception came off a Brett Favre pass in finale at Jets (12/28/08), which he returned 25 yards for a touchdown. **Paul Soliai** played in a reserve role in 14 contests in 2008 and was suspended by the club for a pair. **Tony McDaniel** was acquired in a trade with the Jacksonville Jaguars and had one tackle in his first game with the Dolphins against Atlanta (9/13).

LINEBACKERS (10)

Returners: Charlie Anderson, Akin Ayodele, Channing Crowder, Quentin Moses, Joey Porter, Matt Roth, Reggie Torbor, Erik Walden. Veteran Additions: Jason Taylor (FA, Washington), Cameron Wake (FA, CFL). Losses from 2008: Derek Smith (Released).

Channing Crowder opened the season strong against Atlanta (9/13), finishing with four tackles. The fifth-year veteran has 11 tackles (9 solo) on the season. Crowder was second on the team with 114 tackles in 2008 and added six passes defended, a fumble recovery and a forced fumble. He had a career-high 13 tackles in a Week five game at Houston (10/12/08). He notched four double-digit tackle performances last year and led or shared the team lead in tackles on nine occasions. **Akin Ayodele** has 12 tackles (10 solo) on the season. The linebacker from Purdue has never missed a game in his career. In 2008, Ayodele tied for third on the team with 74 tackles, including a season-high nine stops in a Week 14 game against San Francisco (12/14/08). He also had two interceptions, one off a Matt Schaub pass in a Week five contest at Houston (10/12/08) and another off a Marc Bulger pass in a Week 12 game at St. Louis (11/30/08). Roth registered 53 tackles, in addition to five sacks, a figure that is second on the squad. He also forced two fumbles and had four passes defended. He notched a season-high six tackles in a Week nine game against Seattle (11/9/08). Joey Porter had three tackles including one stop for a loss in the season opener against Atlanta (9/13) and added an eight yard sack of Peyton Manning in the home opener (9/21). Porter was seventh on the club with 47 tackles, while his 17.5 sacks led the AFC and were second in the NFL. His sack figure was also a single-season standard for a Dolphins linebacker and is the third-highest total overall by a Dolphin. Four of his sacks were accounted for in a Week three outing at New England (9/21), one of four games in which he has had two or more sacks this year, as the Dolphins were 3-1 in those games. Porter was named to the Pro Bowl and was co-winner of the Dan Marino MVP Award (along with **Chad Pennington**). **Jason Taylor's** two sacks against Buffalo (10/4)was the 29th multiple sack game (1.5 or more) of his career. He has amassed two or more sacks 23 times for the Dolphins in his career, with the team holding a 16-7 record in those games. Taylor moved to 12th place on the all-time sack list, passing **Simeon Rice** (122.0 sacks). **Charlie Anderson** tal-

(Continued on page 19)

(Continued from page 18)

lied 15 tackles and 2.5 sacks in 2008 and **Reggie Torbor** totaled six tackles and a half-sack in a reserve role last season. **Erik Walden** was claimed off waivers from Kansas City on November 20, 2008 and is a core special teams performer.

DEFENSIVE BACKS: (9)

Returners: **S Jason Allen**, **CB Will Allen**, **S Jeremiah Bell**, **S Tyrone Culver**, **CB Nathan Jones**. Veteran Additions:) **S Gibril Wilson** (FA, Oakland) Draft Choices/College Free Agents: **CB Vontae Davis** (D1). **CB Sean Smith** (D2b), **S Chris Clemons** (D5b). Losses from 2008: **CB André Goodman** (UFA Not Re-Signed), **S Renaldo Hill** (UFA Not Re-Signed).

Will Allen continued his consecutive games streak played with a start against Atlanta (9/13) and added to it vs. Indianapolis (9/21). The ninth-year veteran has 15 tackles (14 solo) and one pass defended on the season. He tied for a team-high seven tackles at San Diego (9/27). Allen picked off two passes against **QB Trent Edwards** vs. Buffalo (10/4). Allen's last two interception game was in his rookie season at the Minnesota Vikings on November 19, 2001. Allen has now played in 123 career regular season contests, 122 of which have been starts. He has yet to miss a start as a member of the Dolphins. In 2008, Allen had 50 tackles and tied for second on the team with three interceptions. His 15 passes defended were second on the club, including a high of three in a Week nine win over Seattle (11/9/08). He had an interception in two straight games (7-8), including a 32-yard return for a touchdown off a Jay Cutler pass in a Week eight game at Denver (11/2/08), the first touchdown of his career and the longest return of his career. **Jeremiah Bell** finished second on the team with eight tackles in the season opener against Atlanta (9/13) and led the team with five tackles vs. Indianapolis (9/21) and tied for a team-high with seven at San Diego (9/21). The safety also added a passed defended. In 2008, Bell led the team with 120 tackles, a total which included a season-high 12 stops in a Week five game at Houston (10/12/08). He led or shared the team lead in tackles nine times on the year. **Gibril Wilson** joined the team as an unrestricted free agent from the Oakland Raiders this offseason and led the team with nine tackles in the season opener against Atlanta (9/13) and added two tackles and a pass defended vs. Indianapolis (9/21) and tied with Bell for a team-high seven tackles at San Diego (9/27). Wilson saw action in all 16 games with 15 starts at strong safety for the Oakland Raiders in 2008 and ranked second on the team and set a career-high with 129 total tackles including 96 solo stops **Nathan Jones** played in all 16 games with one start as part of a six-DB set last season. He registered 15 tackles, three sacks and an interception. He posted a pair of sacks in a Week 14 contest against San Francisco (12/14/08). The following week at Kansas City (12/21/08), he came up with both a sack and an interception. **Jason Allen** posted 20 tackles, an interception and four passes defended in 2008 and continues to play a role on special teams in 2009. **Tyrone Culver** spent the first five regular season games with the Dolphins before being waived on October 21, 2008. He was resigned a week later. He appeared in 15 games, all in a reserve role, and has posted 26 tackles, an interception

and three passes defended. **Sean Smith**, a second round draft pick from Utah started the season opener at Atlanta (9/13). He became the first rookie cornerback to start the season since September 7, 1980 when **Don McNeal** opened the season against the Buffalo Bills. Smith has five tackles on the season and leads the team with three passes defended. Smith was a three-year letterman and two-year starter at Utah and played in 39 games with 22 starts, posting 80 tackles (43 solo), nine interceptions, 16 passes defended and three tackles for loss during collegiate career. First-round pick **Vontae Davis** also played in his first regular season game against Atlanta (9/13), notching one tackle for loss. Davis had a 23-yard return for a touchdown off an interception of Bills **QB Trent Edwards**. It was the first interception for a touchdown since **Phillip Merling** returned a then New York Jets **QB Brett Favre** pass 25 yards for a score as the Dolphins defeated the Jets 24-17 on December 28, 2008. Additionally, it was the first interception return for a touchdown by a defensive back since November 2, 2008 when **C Will Allen** picked off then Broncos **QB Jay Cutler** for a 32-yard touchdown return in a 26-17 Miami victory. Davis was a three-year starter at cornerback at Illinois, starting 34 of 36 games and posted career statistics of 206 tackles (139 solo), seven interceptions, three forced fumbles, two fumble recoveries and 22 passes defended **Chris Clemons**, a fifth-round pick from Clemson was inactive for the first three games. He was a four-year letterman and three-year starter with the Tigers and finished his college career with 323 tackles (203 solo) and five interceptions

SPECIAL TEAMS:

Kickers: **Dan Carpenter** (Returner from 2008). Punter: **Brandon Fields**, (Returner from 2008). Kickoff/Punt Returners: **Ted Ginn, Jr.** (Returner from 2008), **Davone Bess** (Returner from 2008). **Patrick Cobbs** (Returner from 2008). Long Snapper: **John Denney** (Returner from 2008).

The Dolphins' kicking tandem in 2008 consisted of a second-year performer in **Brandon Fields** and a rookie in placekicker **Dan Carpenter**. Fields hit 74 punts for a 43.9-yard average with a long of 71, 24 inside the 20 and seven touchbacks. He had a net of 35.5. Carpenter connected on all 40 of his PATs and 21 of his 25 field goal attempts. Spanning games 7-13, he hit on 14 straight field goals, a Dolphins rookie record and tied for the most by a rookie in NFL history (Giants' Ali Haji-Sheikh in 1983). Carpenter connected on two field goals at San Diego (9/27), making his fourth and fifth field goal of the season, a 24-yarder and a 25-yarder, the second year pro from Montana has made four of five attempted field goals in 2009. Fields had fine punts for 225 yards against Atlanta (9/13), good for a 45.5 yard average. **Davone Bess**, proved prominent in the return game in 2008 and mans the duties again in 2009.. He fielded 14 kickoffs for a 22.2-yard average while he handled 21 punts for an 11.0-yard average last season. **Ted Ginn** returned 32 kickoffs for a 20.5-yard average and seven punts for a 7.7-yard average in 2008., while **Patrick Cobbs** returned eight kickoffs for a 23.6-yard average with a long of 60, the longest return by a Dolphin in 2008.

HOW THE DOLPHINS ARE BUILT

Year	Draft (25)	Trades (5)	Waivers (3)	Free Agents (20)
1997 (1)	LB Jason Taylor (3a)			
2002 (1)		RB Ricky Williams (NO)		
2003 (1)	S Jeremiah Bell (6c)			
2004 (1)	T Vernon Carey (1)			
2005 (5)	RB Ronnie Brown (1) LB Matt Roth (2) LB Channing Crowder (3)			LS John Denney (CFA)
2006 (3)	S Jason Allen (1)		WR Greg Camarillo (SD)	
2007 (5)	WR Ted Ginn, Jr. (1) DT Paul Soliai (4) P Brandon Fields (7b)			LB Quentin Moses (FA) LB Joey Porter (FA)
2008 (23)	T Jake Long (1) DE Phillip Merling (2a) QB Chad Henne (2b) DE Kendall Langford (3) G Donald Thomas (6b) RB Lex Hilliard (6c) DE Lionel Dotson (7)	LB Akin Ayodele (DAL) TE Anthony Fasano (DAL) DT Jason Ferguson (DAL)	T Nate Garner (NYJ) LB Erik Walden (KC)	LB Charlie Anderson (UFA-HOU) G Joe Berger (UFA-DAL) WR Davone Bess (CFA) K Dan Carpenter (CFA) S Tyrone Culver (FA) TE Joey Haynos (FA) CB Nathan Jones (UFA-DAL) FB Lousaka Polite (FA) G Justin Smiley (UFA-SF) DE Randy Starks (UFA-TEN) LB Reggie Torbor (UFA-NYG)
2009 (13)	CB Vontae Davis (1) QB Pat White (2a) CB Sean Smith (2b) WR Patrick Turner (3) WR Brian Hartline (4) TE John Nalbone (5a) S Chris Clemons (5b) T Andrew Gardner (6)	DT Tony McDaniel (JAX)		C Jake Grove (UFA-OAK) LB William Kershaw (FA) T Lydon Murtha (FA) RB Kory Sheets (FA) LB Cameron Wake (FA) S Gibril Wilson (FA)

DOLPHINS BY ROUND

1 st Round (7)	2 nd Round (8)	3 rd Round (8)	4 th Round (4)
CB Jason Allen ‘06 RB Ronnie Brown ‘05 T Vernon Carey ‘04 CB Vontae Davis ‘09 WR Ted Ginn Jr. ‘07 T Jake Long ‘08 RB Ricky Williams ‘99	TE Anthony Fasano ‘06 C Jake Grove ‘04 QB Chad Henne ‘08 DE Phillip Merling ‘08 LB Matt Roth ‘05 G Justin Smiley ‘04 CB Sean Smith ‘09 QB Pat White ‘09	LB Akin Ayodele ‘08 LB Channing Crowder ‘05 DE Kendall Langford ‘08 LB Quentin Moses ‘07 LB Joey Porter ‘99 DE Randy Starks ‘04 LB Jason Taylor ‘97 WR Patrick Turner ‘09	WR Brian Hartline ‘09 DT Paul Soliai ‘07 LB Reggie Torbor ‘04 S Gibril Wilson ‘04
5 th Round (2)	6 th Round (8)	7 th Round (6)	Free Agents (10)
S Chris Clemons ‘09 TE John Nalbone ‘09	LB Charlie Anderson ‘04 S Jeremiah Bell ‘03 G Joe Berger ‘05 S Tyrone Culver ‘06 T Andrew Gardner ‘09 RB Lex Hilliard ‘08 G Donald Thomas ‘08 LB Erik Walden ‘08	DE Lionel Dotson ‘08 DT Jason Ferguson ‘97 P Brandon Fields ‘07 T Nate Garner ‘08 CB Nate Jones ‘04 T Lydon Murtha ‘09	WR Davone Bess ‘08 WR Greg Camarillo ‘07 K Dan Carpenter ‘08 LS John Denney ‘05 TE Joey Haynos ‘08 LB William Kershaw ‘09 DT Tony McDaniel ‘06 FB Lousaka Polite ‘04 RB Kory Sheets ‘09 LB Cameron Wake ‘09

TENTATIVE DEPTH CHART

OFFENSE (25)

WR	82	Brian Hartline	19	Ted Ginn	
LT	77	Jake Long	63	<u>Andrew Gardner</u>	76 <u>Lydon Murtha</u>
LG	65	Justin Smiley			
C	64	Jake Grove	67	Joe Berger	
RG	66	Donald Thomas			
RT	72	Vernon Carey	75	Nate Garner	
TE	80	Anthony Fasano	81	Joey Haynos	86 John Nalbone
WR	83	Greg Camarillo	15	Davone Bess	84 <u>Patrick Turner</u>
QB	7	Chad Henne	6	<u>Pat White</u>	16 Tyler Thigpen
FB	36	Lousaka Polite			
RB	23	Ronnie Brown	34	Ricky Williams	26 Lex Hilliard
			22	<u>Kory Sheets</u>	

DEFENSE (25)

LE	70	Kendall Langford	97	Phillip Merling	
NT	95	Jason Ferguson	96	Paul Soliai	
RE	94	Randy Starks	78	Tony McDaniel	71 Lionel Dotson
SLB	99	Jason Taylor	93	Quentin Moses	98 Matt Roth#
ILB	52	Channing Crowder	53	Reggie Torbor	
ILB	51	Akin Ayodele	58	William Kershaw	
WLB	55	Joey Porter	56	Charlie Anderson	50 Erik Walden
			91	Cameron Wake	
LCB	21	<u>Vontae Davis</u>	32	Jason Allen	
RCB	24	<u>Sean Smith</u>	33	Nate Jones	
FS	28	Gibril Wilson	29	Tyrone Culver	
SS	37	Jeremiah Bell	30	<u>Chris Clemons</u>	

SPECIALISTS (3)

P	2	Brandon Fields
K	5	Dan Carpenter
KO	5	Dan Carpenter
H	2	Brandon Fields
KOR	19	Ted Ginn
PR	15	Davone Bess
LS	92	John Denney

2009 Rookies Underlined
#PUP

Pronunciation Guide

Akin Ayodele	–	AY-kin, AY-dell	Chad Henne	–	HEN-e
Davone Bess	–	duh-VAHN	Lex Hilliard	–	HILL-yurd
Greg Camarillo	–	cam-uh-REE-oh	Paul Soliai	–	SO-lee-i
Vontae Davis	–	Vaughn -TAY	Gibril Wilson	–	Ja-BRIL
Ted Ginn, Jr.	–	GHINN			

2009 TRANSACTIONS

Date	Pos.	Player/Coach	Transaction	Terms
Jan. 14	WR	Anthony Armstrong	Signed to “future” contract	
	CB	Scorpio Babers	Signed to “future” contract	
	CB	Will Billingsley	Signed to “future” contract	
	FB	Chris Brown	Signed to “future” contract	
	DT	Joe Cohen	Signed to “future” contract	
	RB	Lex Hilliard	Signed to “future” contract	
	WR	Todd Lowber	Signed to “future” contract	
Jan. 15		Dave DeGuglielmo	Named Offensive Line Coach	
Jan. 19	S	Ethan Kilmer	Signed to “future” contract	
	LB	Cameron Wake	Signed to “future” contract	
Feb. 2	LB	Tearrius George	Awarded off Waivers (from New Orleans)	
Feb. 20	T	Vernon Carey	Signed Contract Extension	Multi-Year
Feb. 21		Darren Rizzi	Named Assistant Special Teams Coach	
Feb. 25	LB	Channing Crowder	Signed Contract Extension	Multi-Year
Feb. 26	S	Gibril Wilson	Signed (FA)	Multi-Year
Feb. 26	S	Jeremiah Bell	Signed Contract Extension	Multi-Year
Feb. 27	G	Joe Berger	Signed as a UFA (from Dallas)	Multi-Year
Mar. 2	DE	Vonnie Holliday	Contract Terminated	
Mar. 3	C	Jake Grove	Signed as a UFA (from Oakland)	Multi-Year
Mar. 12	CB	Eric Green	Signed as a UFA (from Arizona)	Multi-Year
Mar. 20	DT	Tony McDaniel	Acquired from Jacksonville for seventh-round draft choice	
Mar. 23	C	Samson Satele	Traded to Oakland for sixth-round draft choice and swapped fourth-round draft choices	
April 25	P	Jy Bond	Signed (FA)	Multi-Year
April 27	QB	John Beck	Waived	
April 30	DE	Ryan Baker	Signed as an Undrafted College Free Agent	
	TE	Jared Bronson	Signed as an Undrafted College Free Agent	
	NT	Louis Ellis	Signed as an Undrafted College Free Agent	

(Continued from page 21)

	RB	Anthony Kimble	Signed as an Undrafted College Free Agent	
	G/C	Mark Lewis	Signed as an Undrafted College Free Agent	
	WR	Brennan Marion	Signed as an Undrafted College Free Agent	
	LB	Orion Martin	Signed as an Undrafted College Free Agent	
	T	SirVincent Rogers	Signed as an Undrafted College Free Agent	
	WR	Chris Williams	Signed as an Undrafted College Free Agent	
May 11	G/C	J.D. Quinn	Signed as an Undrafted College Free Agent	
May 13	OLB	Jason Taylor	Signed (FA)	
May 16	FB	Lousaka Polite	Signed Contract Extension	Multi-Year
May 21	TE	John Nalbone (DC #5A)	Signed	Multi-Year
May 26	CB	Will Allen	Signed Contract Extension	Multi-Year
June 1	WR	Todd Lowber	Waived	
June 15	P	Jy Bond	Waived	
	CB	Scorpio Babers		
June 18	T	Andrew Gardner (DC #6)	Signed	Multi-Year
June 22	S	Tyrone Culver	Signed Contract Extension	Multi-Year
July 3	LB	J.D. Folsom (DC #7)	Signed	Multi-Year
	WR	Patrick Turner (DC #3)	Signed	Multi-Year
July 15	WR	Brian Hartline (DC #4)	Signed	Multi-Year
July 24	CB	Sean Smith (DC #2B)	Signed	Multi-Year
August 1	CB	Vontae Davis (DC #1)	Signed	Multi-Year
August 2	FS	Chris Clemons (DC #5B)	Signed	Multi-Year
	QB	Pat White (DC #2A)	Signed	Multi-Year
	G	J.D. Quinn	Waived	
	TE	Jared Bronson	Placed on Reserve/Did Not Report	
	LB	Matt Roth	Placed on Non-Football Illness List	
August 5	WR	Brennan Marion	Waived/Injured	
August 6	FB	Matt Quillen	Signed (FA)	
	FB	Chris Brown	Waived	
	OT	SirVincent Rogers	Placed on Reserve/ Left Squad	
August 7	S	Ethan Kilmer	Placed on Reserve/ Left Squad	
August 10	FB	Matt Quillen	Waived	
	WR	James Robinson	Signed (FA)	
	K	Connor Barth	Signed (FA)	
August 11	FB	Joe Kowalewski	Signed (FA)	
August 19	CB	Eric Green	Contract Terminated	
August 24	WR	Chris Williams	Waived/Injured	
	RB	Anthony Kimble	Waived	
	LB	Orion Martin	Waived	
	LB	Tearrius George	Waived	
	NT	Joe Cohen	Waived	
	WR	Ernest Wilford	Contract Terminated	
	G/C	Andy Alleman	Traded to Kansas City for undisclosed 2010 draft choice	
	G/C	Ikechuku Ndukwe		
August 29	FB	Joe Kowalewski	Waived/Injured	
	WR	Anthony Armstrong	Waived	
	K	Connor Barth	Waived	
	NT	Louis Ellis	Waived	
September 5	S	Courtney Bryan	Waived	
	T	Brandon Frye	Waived	
	LB	William Kershaw	Waived	
	WR	Brandon London	Waived	
	CB	Joey Thomas	Waived	
	DE	Rodrique Wright	Waived	
	DE	Ryan Baker	Waived	
	CB	Will Billingsley	Waived	
	LB	J.D. Folsom	Waived	
	T	Nate Garner	Waived	
	G/C	Mark Lewis	Waived	
	WR	James Robinson	Waived	
September 7	LB	Matt Roth	Placed on Reserve/Non-Football Injury List	
	TE	Davon Drew	Awarded off Waivers (from Baltimore)	
	DE	Ryan Baker	Signed to Practice Squad	
	CB	Will Billingsley	Signed to Practice Squad	
	LB	J.D. Folsom	Signed to Practice Squad	
	T	Nate Garner	Signed to Practice Squad	
	G/C	Mark Lewis	Signed to Practice Squad	
	WR	James Robinson	Signed to Practice Squad	
	WR	Julius Pruitt	Signed to Practice Squad	
	WR	James Robinson	Signed to Practice Squad	
September 9	T	Nate Gardner	Signed off Practice Squad	
	TE	Davon Drew	Waived/Injured	
	TE	Kory Sperry	Signed to Practice Squad	
September 15	G	Andrew Hartline	Signed to Practice Squad	
	G	Mark Lewis	Released off Practice Squad	
September 29	QB	Tyler Thigpen	Acquired from Kansas City for 2010 undisclosed draft pick	
	QB	Chad Pennington	Placed on Reserve/Injured List	
	LB	K.C. Asiodu	Signed to Practice Squad	
	LB	Danny Lansanah	Released off Practice Squad	
October 14	RB	Patrick Cobbs	Placed on Reserve/Injured List	
	RB	Kory Sheets	Signed (from San Francisco Practice Squad)	
October 20	G	Shawn Murphy	Waived	
	T	Lydon Murtha	Signed (from San Detroit Practice Squad)	
October 27	CB	Will Allen	Placed on Reserve/Injured List	
	LB	William Kershaw	Signed (FA)	
October 31	TE	John Nalbone	Waived	
	LB	Matt Roth	Activated from Reserve/Non-Football Injury list	

2009 MIAMI DOLPHINS STATISTICS

WON 3, LOST 4							* RUSHING					No.	Yds	Avg	Long	TD				
09/13	L	7-19	at Atlanta	67,606	R. Brown	120	518	4.3	38	7										
09/21	L	23-27	Indianapolis	66,227	R. Williams	78	423	5.4	68t	5										
09/27	L	13-23	at San Diego	67,230	Cobbs	6	36	6.0	19	0										
10/04	W	38-10	Buffalo	65,523	Ginn	4	36	9.0	22	0										
10/12	W	31-27	New York Jets	69,767	Polite	13	31	2.4	9	0										
10/25	L	34-46	New Orleans	66,689	Bess	1	11	11.0	11	0										
11/01	W	30-25	at New York Jets	77,531	Henne	6	11	1.8	12	0										
11/08			at New England		Pennington	3	7	2.3	4	0										
11/15			Tampa Bay		Thigpen LG	1	2	2.0	2	0										
11/19			at Carolina		White	4	2	0.5	6	0										
11/29			at Buffalo		B. Hartline	1	-1	-1.0	-1	0										
12/06			New England		TEAM	236	1074	4.6	68t	12										
12/13			at Jacksonville		OPPONENTS	180	647	3.6	35	8										
12/20			at Tennessee		* RECEIVING						No.	Yds	Avg	Long	TD					
12/27			Houston		Bess	30	206	6.9	21	0										
01/03			Pittsburgh		Camarillo	20	189	9.5	24	0										
			<u>Miami</u>	<u>Opp.</u>	Ginn	18	211	11.7	53t	1										
TOTAL FIRST DOWNS					137	127	R. Williams	15	185	12.3	59	1								
Rushing					68	30	Fasano	13	93	7.2	21	1								
Passing					66	85	B. Hartline	10	157	15.7	67	1								
Penalty					3	12	R. Brown	10	66	6.6	27	0								
3rd Down: Made/Att					54/107	29/87	Haynos	4	58	14.5	21	1								
3rd Down Pct.					50.5	33.3	Cobbs	3	23	7.7	10	0								
4th Down: Made/Att					5/7	4/7	Polite	3	17	5.7	7	0								
4th Down Pct.					71.4	57.1	TEAM	126	1205	9.6	67	5								
POSSESSION AVG.					32:54	27:06	OPPONENTS	122	1762	14.4	80t	9								
TOTAL NET YARDS					2138	2299	* INTERCEPTIONS						No.	Yds	Avg	Long	TD			
Avg. Per Game					305.4	328.4	W. Allen	2	27	13.5	21	0								
Total Plays					460	414	Culver	1	23	23.0	23	0								
Avg. Per Play					4.6	5.6	Davis	1	23	23.0	23t	1								
NET YARDS RUSHING					1074	647	N. Jones	1	0	0.0	0	0								
Avg. Per Game					153.4	92.4	Torbor	1	0	0.0	0	0								
Total Rushes					236	180	TEAM	6	73	12.2	23t	1								
NET YARDS PASSING					1064	1652	OPPONENTS	5	166	33.2	54t	3								
Avg. Per Game					152.0	236.0	* PUNTING						No.	Yds	Avg	Net	TB	In	Lg	B
Sacked/Yards Lost					21/141	19/110	Fields	32	1487	46.5	39.8	1	9	66	0					
Gross Yards					1205	1762	TEAM	32	1487	46.5	39.8	1	9	66	0					
Att./Completions					203/126	215/122	OPPONENTS	28	1232	44.0	36.1	5	5	61	0					
Completion Pct.					62.1	56.7	* PUNT RETURNS						Ret	FC	Yds	Avg	Long	TD		
Had Intercepted					5	6	Bess	14	3	113	8.1	14	0							
PUNTS/AVERAGE					32/46.5	28/44.0	Ginn	2	0	9	4.5	11	0							
NET PUNTING AVG.					32/39.8	28/36.1	TEAM	16	3	122	7.6	14	0							
PENALTIES/YARDS					40/323	32/215	OPPONENTS	22	4	192	8.7	31	0							
FUMBLES/BALL LOST					10/6	7/3	* KICKOFF RETURNS						No.	Yds	Avg	Long	TD			
TOUCHDOWNS					21	20	Cobbs	16	361	22.6	39	0								
Rushing					12	8	Ginn	14	489	34.9	101t	2								
Passing					5	9	Berger	1	13	13.0	13	0								
Returns					4	3	Torbor	1	9	9.0	9	0								
* SCORE BY PERIODS					Q1	Q2	Q3	Q4	OT	PTS										
TEAM					31	39	48	58	0	176										
OPPONENTS					17	38	43	79	0	177										
* SCORING					TD-Ru-Pa-Rt					K-PAT					FG S PTS					
Carpenter					0	0	0	0	20/20	10/11	0	50								
R. Brown					7	7	0	0			0	42								
R. Williams					6	5	1	0			0	36								
Ginn					3	0	1	2			0	18								
Davis					1	0	0	1			0	6								
Fasano					1	0	1	0			0	6								
B. Hartline					1	0	1	0			0	6								
Haynos					1	0	1	0			0	6								
Taylor					1	0	0	1			0	6								
TEAM					21	12	5	4	20/20	10/11	0	176								
OPPONENTS					20	8	9	3	15/17	14/19	0	177								
2-Pt. Conversions: TEAM 0-1, OPPONENTS 0-3																				
SACKS: Taylor 5.5, Starks 3.5, Porter 2.5,																				
Wake 2.5, Bell 1.5, Merling 1.5, Langford 1,																				
Wilson 1, TEAM 19, OPPONENTS 21																				
FUM/LOST: Pennington 3/2, Bess 2/2,																				
Fasano 2/2, Henne 2/0, R. Williams 1/0																				

* PASSING	Att	Cmp	Yds	Cmp%	Yds/Att	TD	TD%	Int	Int%	Long	Sack/Lost	Rating
Henne	124	74	771	59.7	6.22	4	3.2	3	2.4	67	14/ 100	78.4
Pennington	74	51	413	68.9	5.58	1	1.4	2	2.7	21	6/ 32	76.0
R. Brown	4	1	21	25.0	5.25	0	0.0	0	0.0	21	1/ 9	49.0
White	1	0	0	0.0	0.00	0	0.0	0	0.0	---	0/ 0	39.6
TEAM	203	126	1205	62.1	5.94	5	2.5	5	2.5	67	21/ 141	76.5
OPPONENTS	215	122	1762	56.7	8.20	9	4.2	6	2.8	80t	19/ 110	85.8

2009 MIAMI DOLPHINS DEFENSIVE STATISTICS

PLAYER	TOTAL TACKLES	SOLO	ASST	SACKS/ YARDS	INTS/ YARDS	PASS DEF	FUMBLES FORCED	FUMBLES RECOV.
Bell, Jeremiah	48	40	8	1.5/8.0	0	1	0	0
Wilson, Gibril	44	38	6	1.0/7.0	0	3	0	0
Ayodele, Akin	30	22	8	0	0	0	0	0
Starks, Randy	26	19	7	3.5/10.0	0	0	0	1
Crowder, Channing	22	17	5	0	0	0	0	0
Allen, Will	21	19	2	0	2/27	6	0	0
Taylor, Jason	20	15	5	5.5/32.5	0	2	2	1
Ferguson, Jason	19	11	8	0	0	0	0	0
Langford, Kendall	17	15	2	1.0/8.0	0	0	0	0
Smith, Sean	17	14	3	0	0	8	0	0
Merling, Phillip	16	13	3	1.5/11.5	0	0	0	1
Jones, Nathan	15	13	2	0	1/0	4	0	0
Davis, Vontae	13	11	2	0	1/23	4	0	0
Porter, Joey	12	10	2	2.5/20.5	0	1	1	0
Soliai, Paul	11	10	1	0	0	1	1	0
Culver, Tyrone	9	7	2	0	1/23	3	0	0
Torbor, Reggie	9	6	3	0	1/0	1	0	0
Wake, Cameron	6	5	1	2.5/12.5	0	0	1	0
McDaniel, Tony	4	3	1	0	0	1	0	0
Clemons, Chris	3	1	2	0	0	0	0	0
Roth, Matt	1	0	1	0	0	0	0	0
TOTALS	363	289	74	19.0/110.0	6/73.0	35	5	3

NOTE: Special teams and miscellaneous tackles/fumbles not included above

DEFENSIVE TOUCHDOWNS: Vontae Davis (23 yd INT) - vs Buffalo 10/4, Jason Taylor (48 yd Fumble) - at NY Jets

MISCELLANEOUS TACKLES: R. Williams – 1; Camarillo – 1

MISCELLANEOUS FORCED FUMBLES: Camarillo - 1

MISCELLANEOUS FUMBLE RECOVERIES: V. Carey - 1, R. Williams - 1, C. Henne - 1, L. Hilliard - 1.

2009 MIAMI DOLPHINS SPECIAL TEAMS STATISTICS

PLAYER	TOTAL TACKLES	SOLO	ASST	FUM FOR	FUM REC	BLKD FG	BLKD PAT	BLKD PUNT	DW/ND IN 20
Hilliard, Lex	9	8	1	0	0	0	0	0	0
Jones, Nathan	8	6	2	0	0	0	0	0	0
Torbor, Reggie	7	7	0	0	0	0	0	0	0
Culver, Tyrone	7	4	3	0	0	0	0	0	0
Anderson, Charlie	6	5	1	0	0	0	0	0	0
Allen, Jason	5	5	0	0	0	0	0	0	1
Walden, Erik	5	4	1	0	0	0	0	0	0
Davis, Vontae	4	4	0	0	0	0	0	0	0
Denney, John	4	3	1	0	0	0	0	0	0
Wake, Cameron	4	3	1	0	0	0	0	0	0
Wilson, Gibril	3	3	0	0	0	0	0	0	0
Clemmons, Chris	2	2	0	0	0	0	0	0	0
Cobbs, Patrick	1	1	0	0	0	0	0	0	0
Fields, Brandon	1	1	0	0	0	0	0	0	0
TOTALS	66	56	10	0	0	0	0	0	1

2009 MIAMI DOLPHINS GAME-BY-GAME TACKLES

[illegible]

Moses, Quentin	0	0	0	0	IN	IN	IN										0
Porter, Joey	3	1	2	IN	0	4	2										12
Roth, Matt	NR	NR	NR	NR	NR	NR	1										1
Smith, Sean	2	2	1	2	2	2	6										17
Soliai, Paul	0	0	3	0	1	1	6										11
Starks, Randy	2	1	3	2	4	7	7										26
Taylor, Jason	2	0	2	4	3	5	4										20
Torbor, Reggie	0	0	0	2	0	0	7										9
Wake, Cameron	IN	IN	0	6	0	0	0										6
Walden, Erik	0	0	IN	0	0	0	0										0
Wilson, Gibril	9	2	5	1	11	9	7										44
IN = INACTIVE						DNP = DID NOT PLAY						IR = INJURED RESERVE					
NR = NOT ON ROSTER						PS = PRACTICE SQUAD						SS = SUSPENDED					

<i>IN 2009, THE DOLPHINS ARE ...</i>	
1-1	<i>when leading after the 1st quarter</i>
1-1	<i>when leading after the 2nd quarter</i>
1-1	<i>when leading after the 3rd quarter</i>
0-0	<i>when behind after the 1st quarter</i>
1-1	<i>when behind after the 2nd quarter</i>
1-2	<i>when behind after the 3rd quarter</i>
2-1	<i>when Miami scores first</i>
1-3	<i>when opponent scores first</i>
1-2	<i>when tied at halftime</i>
2-2	<i>in home games</i>
1-2	<i>in road games</i>
0-1	<i>when playing in domes</i>
3-3	<i>when playing outdoors</i>
1-1	<i>when playing on artificial turf</i>
2-3	<i>when playing on natural grass</i>
2-0	<i>after winning the coin toss</i>
1-4	<i>after losing the coin toss</i>
3-2	<i>when scoring 21 points or more</i>
2-1	<i>when yielding 20 points or less</i>
0-0	<i>in overtime contests</i>

<i>2009 MIAMI DOLPHINS GAME-BY-GAME STATISTICS</i>																							
MIAMI																							
	FIRST DOWNS				OFFENSE			NET PASSING							NET RUSHING				PEN		FUMB		T.O.P
GAME	T	R	P	PN	AT	YDS	AVG	A	C	I	YDS	TD	SK	YDS	AT	YDS	AVG	TD	NO	YD	NO	LST	
ATL	16	4	11	1	56	259	4.6	30	21	1	163	1	4	13	22	96	4.4	0	4	27	3	3	29:07
IND	27	14	13	0	84	403	4.8	33	22	1	164	0	2	19	49	239	4.9	2	4	20	1	0	45:07
SD	19	12	7	0	63	289	4.6	31	18	1	140	0	1	6	31	149	4.8	1	7	39	1	1	32:27
BUF	25	17	8	0	73	336	4.6	22	14	0	86	1	6	29	45	250	5.6	3	5	45	3	0	37:09
NYJ	23	10	13	0	64	413	6.5	28	21	0	262	2	0	0	36	151	4.2	2	8	112	0	0	33:35
NO	17	8	8	1	69	334	4.8	37	18	2	197	0	2	14	30	137	4.6	4	8	55	1	1	26:56
NYJ	10	3	6	1	51	104	2.0	22	12	0	52	1	6	60	23	52	2.3	0	4	25	1	1	25:54
TOTAL	137	68	66	3	460	2138	4.6	203	126	5	1064	5	21	141	236	1074	4.6	12	40	323	10	6	
OPPONENTS																							
	FIRST DOWNS				OFFENSE			NET PASSING							NET RUSHING				PEN		FUMB		T.O.P
GAME	T	R	P	PN	AT	YDS	AVG	A	C	I	YDS	TD	SK	YDS	AT	YDS	AVG	TD	NO	YD	NO	LST	
ATL	19	3	15	1	65	281	4.3	36	22	0	213	2	2	16	27	68	2.5	0	4	35	1	0	30:53
IND	14	3	11	0	35	356	10.2	23	14	0	295	2	1	8	11	61	5.5	1	4	20	0	0	14:53
SD	19	2	15	2	63	355	5.6	33	18	0	286	1	2	17	28	69	2.5	0	3	20	1	1	27:33
BUF	10	0	8	2	49	206	4.2	26	14	3	160	1	6	32	17	46	2.7	0	3	19	1	0	22:51
NYJ	20	8	8	4	55	309	5.6	24	12	0	171	1	1	1	30	138	4.6	2	6	56	0	0	26:25
NO	22	7	14	1	70	414	5.9	38	22	3	276	1	5	22	27	138	5.1	3	6	25	2	1	33:02
NYJ	23	7	14	2	77	378	4.9	35	20	0	251	2	2	14	40	127	3.2	1	6	40	2	1	34:06
TOTAL	127	30	85	12	414	2299	5.6	215	122	6	1652	10	19	110	180	647	3.6	7	32	215	7	3	

2009 MIAMI DOLPHINS WILDCAT GAME-BY-GAME STATISTICS																					
MIAMI																					
		OFFENSE					NET PASSING								NET RUSHING						
GAME		AT	YDS	AVG	LG	TD	A	C	I	YDS	LG	TD	SK	Yds	AT	YDS	AVG	LG	TD		
9/13	at Atlanta Falcons	1	4	4.0	4	0	0	0	0	0	0	0	0	0	1	4	4.0	4	0		
9/21	INDIANAPOLIS	12	107	8.9	19	1	0	0	0	0	0	0	0	0	12	107	8.9	19	1		
9/27	at San Diego	7	42	6.0	12	0	0	0	0	0	0	0	0	0	7	42	6.0	12	0		
10/4	BUFFALO	9	58	6.4	38	0	0	0	0	0	0	0	0	0	9	58	6.4	38	0		
10/12	NEW YORK JETS	16	110	6.9	21	1	2	1	0	21	21	0	0	0	14	89	6.4	18	1		
10/25	NEW ORLEANS	14	30	2.1	8	2	1	0	0	0	0	0	0	0	13	30	2.3	8	2		
11/1	at New York Jets	7	6	0.9	13	0	1	0	0	0	0	0	1	9	6	6	1.0	13	0		
11/8	at New England																				
11/15	TAMPA BAY																				
11/19	at Carolina																				
11/29	at Buffalo																				
12/6	NEW ENGLAND																				
12/13	at Jacksonville																				
12/20	at Tennessee																				
12/27	HOUSTON																				
1/3	PITTSBURGH																				
2009 TOTALS		66	357	5.4	38	4	4	1	0	21	21	0	1	9	62	336	5.4	38	4		
2008 TOTALS		91	580	6.4	62t	8	4	2	0	72	53t	2	2	8	85	516	6.1	62t	6		
CAREER TOTALS		157	937	6.0	62t	12	8	3	0	93	53t	2	3	17	147	852	5.8	62t	10		

2009 LONGEST SCORING DRIVES			
MIAMI			
	<u>PLAYS</u>	<u>YARDS</u>	<u>TIME</u>
For TD	17 at San Diego Chargers, 9/27	94 at San Diego Chargers, 9/27	9:29 at San Diego Chargers, 9/27
	15 vs. New York Jets, 10/12	84 vs. New York Jets, 10/12	8:45 vs Indianapolis Colts, 9/21
OPPONENT			
	<u>PLAYS</u>	<u>YARDS</u>	<u>TIME</u>
For TD	14 at Atlanta Falcons, 9/13	89 at Atlanta Falcons, 9/13	7:27 at Atlanta Falcons, 9/13
	14 at San Diego Chargers, 9/27		
	14 at Atlanta Falcons, 9/13	89 at Atlanta Falcons, 9/13	7:27 at Atlanta Falcons, 9/13

TAKEAWAYS									
GIVEAWAYS									
DATE	OPPONENT	INT	FUMBLES	TOTAL	INT	FUMBLES	TOTAL	DIFFERENTIAL	W/L
9/13	at Atlanta Falcons	0	0	0	1	3	4	-4	L
9/21	Indianapolis Colts	0	0	0	1	0	1	-1	L
9/27	at San Diego Chargers	0	1	1	1	1	2	-1	L
10/4	Buffalo Bills	3	0	3	0	0	0	3	W
10/12	New York Jets	0	0	0	0	0	0	0	W
10/25	New Orleans	3	1	4	2	1	3	1	L
11/1	New York Jets	0	1	1	0	1	1	0	W
TOTAL		6	3	9	5	6	11	-2	

2009 DOLPHINS FUMBLES			
Fasano, Anthony	2	(2 lost)	2 at Atlanta (9/13)
Pennington, Chad	3	(2 lost)	1 at Atlanta (9/13); 1 vs. Indianapolis (9/21); 1 at San Diego (9/27)
Williams, Ricky	1	(0 Lost)	1 vs. Buffalo (10/4)
Henne, Chad	2	(0 lost)	2 vs. Buffalo (10/4)
Bess, Davone	2	(2 lost)	1 vs. New Orleans (10/25); 1 at New York Jets (11/1)
TOTAL	10	(6 lost)	

2009 DOLPHINS INTERCEPTIONS		
Allen, Will	2	2 vs. Buffalo (10/4)
Davis, Vontae	1	1 vs. Buffalo (10/4) 1 TD;
Culver, Tyrone	1	1 vs. New Orleans (10/25)
Torbor, Reggie	1	1 vs. New Orleans (10/25)
Jones, Nathan	1	1 vs. New Orleans (10/25)
TOTAL	6	

2009 DOLPHINS SACKS		
Taylor, Jason	5.5	1 at Atlanta (9/13), 2.5 vs. Buffalo (10/4); 2 vs. New Orleans (10/25)
Starks, Randy	3.5	1 vs. Buffalo (10/4); 1 vs. New York Jets (10/12); .5 vs. New Orleans (10/25); 1 at New York Jets (11/1)
Wake, Cameron	2.5	2.5 vs Buffalo (10/4)
Porter, Joey	2.5	1 vs. Indianapolis (9/21); 1 at San Diego (9/27); .5 vs. New Orleans (10/25)
Bell, Jeremiah	1.5	1.5 vs New Orleans (10/25)
Merling, Phillip	1.5	1 at Atlanta (9/13); .5 vs. New Orleans (10/25)
Wilson, Gibril	1.0	1 at New York Jets (11/1)
Langford, Kendall	1.0	1 at San Diego (9/27)
TOTAL	19.0	

2009 MIAMI DOLPHINS QUARTER-BY-QUARTER SCORING														
MIAMI									OPPONENTS					
DATE	OPPONENT	W/L	1st	2nd	3rd	4th	OT	Total	1st	2nd	3rd	4th	OT	Total
9/13	at Atlanta Falcons	L	0	0	0	7		7	0	10	6	3		19
9/21	Indianpolis Colts	L	7	6	0	10		23	7	6	0	14		27
9/27	at San Diego Chargers	L	0	3	3	7		13	0	3	7	13		23
10/4	Buffalo Bills	W	0	17	14	7		38	0	3	0	7		10
10/12	New York Jets	W	10	0	0	21		31	7	6	0	14		27
10/25	New Orleans Saints	L	14	10	10	0		34	3	7	14	22		46
11/1	New York Jets	W	0	3	21	6		30	0	3	16	6		25
TOTAL		3-4	31	39	48	58		176	17	38	43	79		177

2009 MIAMI DOLPHINS GAME-BY-GAME STARTERS											
OFFENSE											
GAME	WR	LT	LG	C	RG	RT	TE	WR	QB	RB	FB
at Atlanta Falcons	Ginn	Long	Smiley	Grove	Thomas	Carey	Fasano	Camarillo	Pennington	Brown	Polite
Indianapolis Colts	Ginn	Long	Smiley	Grove	Thomas	Carey	Fasano	Camarillo	Pennington	Brown	Polite
at San Diego Chargers	Ginn	Long	Smiley	Grove	Thomas	Carey	Fasano	Camarillo	Pennington	Brown	Polite
Buffalo Bills	Ginn	Long	Smiley	Grove	Thomas	Carey	Fasano	Camarillo	Henne	Brown	Polite
New York Jets	Haynos (TE)	Long	Smiley	Grove	Thomas	Carey	Fasano	Camarillo	Henne	Brown	Polite Haynos (TE)
New Orleans Saints	Ginn	Long	Smiley	Grove	Thomas	Carey	Fasano	Camarillo	Henne	Brown	
at New York Jets	Haynos (TE)	Long	Smiley	Grove	Thomas	Carey	Fasano	Camarillo	Henne	Brown	Polite
DEFENSE											
GAME	LE	NT	RE	SLB	ILB	ILB	WLB	CB	CB	S	S
at Atlanta Falcons	Langford	Ferguson	Starks	Taylor	Crowder		Porter	W. Allen	S. Smith	Wilson	Bell
Indianapolis Colts	Langford	Ferguson	Starks	Taylor	Crowder	Ayodele	Porter	W. Allen	S. Smith	Wilson	Bell
at San Diego Chargers	Langford	Ferguson	Starks	Taylor	Crowder	Ayodele	Porter	W. Allen	S. Smith	Wilson	Bell
Buffalo Bills	Langford	Ferguson	Starks	Taylor	Crowder	Ayodele	Jones (3rd CB)	W. Allen	S. Smith	Wilson	Bell
New York Jets	Langford	Ferguson	Starks	Taylor	Crowder	Soliai (DT)	Porter	W. Allen	S. Smith	Wilson	Bell
New Orleans Saints	Langford	Ferguson	Starks	Taylor	Crowder	Ayodele	Porter	W. Allen	S. Smith	Wilson C.	Bell
at New York Jets	Langford	Ferguson	Starks	Taylor		Torbor	Porter	V. Davis	S. Smith	Clemons	N. Jones

2009 INACTIVES									
at Atlanta Falcons	Henne	Clemons	Murphy	Gardner	Dotson	Turner	Nalbone	Wake	
Indianapolis Colts	Henne	Clemons	Murphy	Gardner	Dotson	Turner	Nalbone	Wake	
at San Diego Chargers	Henne*	Clemons	Murphy	Walden	Gardner	Dotson	Turner	Nalbone	
Buffalo Bills	Thigpen	Clemons	Porter	Murphy	Gardner	Dotson	Turner	Nalbone	
New York Jets	Thigpen	Clemons	Murphy	Gardner	Dotson	Turner	Nalbone	Moses	
New Orleans Saints	Thigpen	Sheets	Gardner	Dotson	Murtha	Turner	Nalbone	Moses	
at New York Jets	Thigpen	Sheets	Crowder	Gardner	Dotson	Murtha	Turner	Moses	

* Henne was listed as the third quarterback against the Chargers however entered the game in the third quarter due to an injury to Chad Pennington.

2009 BIG GAMES		
MIAMI		
100-YARD RUSHERS	100-YARD RECEIVERS	300-YARD PASSERS
136, Ronnie Brown vs. Indianapolis, 9/21 115, Ronnie Brown vs. Buffalo, 10/4	108, Ted Ginn vs. Indianapolis, 9/21	none
OPPONENT		
100-YARD RUSHERS	100-YARD RECEIVERS	300-YARD PASSERS
102, Thomas Jones at New York Jets, 11/1	183, Dallas Clark vs. Indianapolis, 9/21 120, Vincent Jackson at San Diego, 9/27 105, Jeremy Shockey vs New Orleans, 10/25	303, Peyton Manning vs. Indianapolis, 9/21 303, Phillip Rivers at San Diego, 9/27

2009 BIG PLAYS	
MIAMI	
PASSING PLAYS (25 yards or more)	RUNNING PLAYS (15 yards or more)
67, Brian Hartline from Chad Henne vs New Orleans, 10/25	68, Ricky Williams vs. New Orleans, 10/25
59, Ricky Williams from Chad Henne vs New York Jets, 10/12	38, Ronnie Brown vs. Buffalo, 10/4
53t, Ted Ginn from Chad Henne vs New York Jets, 10/12	28, Ricky Williams vs. Buffalo, 10/4
28, Ricky Williams from Chad Henne at New York Jets 11/1	26, Ronnie Brown vs. Buffalo, 10/4
27, Ronnie Brown from Chad Henne at San Diego, 9/27	22, Ted Ginn vs. Buffalo, 10/4
	19, Ronnie Brown vs. Indianapolis, 9/21
	19, Patrick Cobbs vs. Indianapolis, 9/21
	18, Ricky Williams vs New York Jets, 10/12
	15, Ricky Williams vs. Indianapolis, 9/21
	15, Ricky Williams vs New York Jets, 10/12

Ayodele, Akin	LB	LB	LB	LB	P	LB	LB									
Bell, Jeremiah	SS	SS	SS	SS	SS	SS	P									
Berger, Joe	P	P	P	P	P	P	P									
Bess, Davone	P	P	P	P	P	P	P									
Brown, Ronnie	RB	RB	RB	RB	RB	RB	RB									
Camarillo, Greg	WR	WR	WR	WR	WR	WR	WR									
Carey, Vernon	RT	RT	RT	RT	RT	RT	RT									
Carpenter, Dan	P	P	P	P	P	P	P									
Clemons, Chris	IN	IN	IN	IN	IN	P	FS									
Cobbs, Patrick	P	P	P	P	P	IR	IR									
Crowder, Channing	LB	LB	LB	LB	LB	LB	IN									
Culver, Tyrone	P	P	P	P	P	P	P									
Davis, Vontae	P	P	P	P	P	P	CB									
Denny, John	P	P	P	P	P	P	P									
Dotson, Lionel	IN	IN	IN	IN	IN	IN	IN									
Fasano, Anthony	TE	TE	TE	TE	TE	TE	TE									
Ferguson, Jason	NT	NT	NT	NT	NT	NT	NT									
Fields, Brandon	P	P	P	P	P	P	P									
Gardner, Andrew	IN	IN	IN	IN	IN	IN	IN									
Garner, Nate	P	P	P	P	P	P	P									
Ginn, Ted Jr.	WR	WR	WR	WR	P	WR	P									
Grove, Jake	C	C	C	C	C	C	C									
Hartline, Brian	P	P	P	P	P	P	P									
Haynos, Joey	P	P	P	P	TE	TE	TE									
Henne, Chad	3QB	3QB	3QB/P	QB	QB	QB	QB									
Hilliard, Lex	P	P	P	P	P	P	P									
Jones, Nathan	P	P	P	DB	P	P	SS									
Langford, Kendall	LE	LE	LE	LE	LE	LE	LE									
Long, Jake	LT	LT	LT	LT	LT	LT	LT									
McDaniel, Tony	P	P	P	P	P	P	P									
Merling, Phillip	P	P	P	P	P	P	P									
Moses, Quentin	P	P	P	P	IN	IN	IN									
Murphy, Shawn	IN	IN	IN	IN	IN	NR	NR									
Murtha, Lydon	NR	NR	NR	NR	NR	IN	IN									
Nalbone, John	IN	IN	IN	IN	IN	IN	NR									
Pennington, Chad	QB	QB	QB	IR	IR	IR	IR									
Polite, Lousaka	FB	FB	FB	FB	FB	P	FB									
Porter, Joey	LB	LB	LB	IN	LB	LB	LB									
Roth, Matt	NF	NF	NF	NF	NF	NF	P									
Sheets, Kory	NR	NR	NR	NR	NR	IN	IN									
Smiley, Justin	LG	LG	LG	LG	LG	LG	LG									
Smith, Sean	CB	CB	CB	CB	CB	CB	CB									
Soliai, Paul	P	P	P	P	LB	P	P									
Starks, Randy	RE	RE	RE	RE	RE	RE	RE									
Taylor, Jason	LB	LB	LB	LB	LB	LB	LB									
Thigpen, Tyler	NR	NR	NR	3QB	3QB	3QB	3QB									
Thomas, Donald	RG	RG	RG	RG	RG	RG	RG									
Torbor, Reggie	P	P	P	P	P	P	LB									
Turner, Patrick	IN	IN	IN	IN	IN	IN	IN									
Wake, Cameron	IN	IN	P	P	P	P	P									
Walden, Erik	P	P	IN	P	P	P	P									
White, Pat	P	P	DNP	P	P	P	P									
Williams, Ricky	P	P	P	P	P	P	P									
Wilson, Gibril	FS	FS	FS	FS	FS	FS	P									
LEGEND																
IN = INACTIVE					DNP = DID NOT PLAY					PS = PRACTICE SQUAD						
PP = PHYSICALLY UNABLE TO PERFORM					IR = INJURED RESERVE					NR = NOT ON ROSTER						
NF = NON-FOOTBALL INJURY					SUS = SUSPENDED					3QB = THIRD QUARTERBACK						

2009 MIAMI DOLPHINS AND OPPONENT INDIVIDUAL SINGLE-GAME HIGHS				
DOLPHINS INDIVIDUAL HIGHS		PLAYER	OPPONENT	DATE
OFFENSE				
<u>RUSHING</u>				
Yards	136	Ronnie Brown	vs. Indianapolis Colts	9/21
Attempts	24	Ronnie Brown	vs. Indianapolis Colts	9/21
Touchdowns	3	Ricky Williams	vs. New Orleans Saints	10/25
Yards by Quarterback	14	Chad Henne	vs. Buffalo Bills	10/4
Longest Run from Scrimmage	38	Ronnie Brown	vs. Buffalo Bills	10/4

<u>PASSING</u>				
Yards	241	Chad Henne	vs. New York Jets	10/12
Attempts	36	Chad Henne	vs. New Orleans Saints	10/25
Completions	22	Chad Pennington	vs. Indianapolis Colts	9/21
Touchdowns	2	Chad Henne	vs. New York Jets	10/12
Completion Percentage	76.90	Chad Henne	vs. New York Jets	10/12
Interceptions	2	Chad Henne	vs. New Orleans Saints	10/25
Longest Completion	67	Chad Henne	vs. New Orleans Saints	10/25
<u>RECEIVING</u>				
Receptions	11	Ted Ginn Jr.	vs. Indianapolis Colts	9/21
Yards	108	Ted Ginn Jr.	vs. Indianapolis Colts	9/21
Touchdowns	1	Ricky Williams	at Atlanta Falcons	9/13
		Brian Hartline	vs. Buffalo Bills	10/4
		Anthony Fasano	vs. New York Jets	10/12
		Ted Ginn Jr.	vs. New York Jets	10/12
		Joey Haynos	at New York Jets	11/1
Yards by Running Back	70	Ricky Williams	vs. New York Jets	10/12
Longest Reception	67	Brian Hartline	vs. New Orleans Saints	10/25
<u>TOTAL YARDS FROM SCRIMMAGE</u>	138	Ricky Williams	vs New York Jets	10/12
DEFENSE				
<u>TACKLES</u>				
Total	11	Gibril Wilson	vs. New York Jets	10/12
Solo	10	Gibril Wilson	vs. New York Jets	10/12
<u>INTERCEPTIONS</u>				
Total	2	Will Allen	vs. Buffalo Bills	10/4
Longest Return	23t	Vontae Davis	vs. Buffalo Bills	10/4
		Tyrone Culver	vs. New Orleans Saints	10/25
Longest Return for Touchdown	23	Vontae Davis	vs. Buffalo Bills	10/4
<u>FUMBLES</u>				
Total Forced	2	Jason Taylor	vs. New Orleans Saints	10/25
Total Recovered	1	Phillip Merling	at San Diego Chargers	9/27
		Randy Startks	vs. New Orleans Saints	10/25
		Jason Taylor	at New York Jets	11/1
Longest Return for Touchdown	48	Jason Taylor	at New York Jets	11/1
<u>SACKS</u>				
Total	2.5	Cameron Wake	vs. Buffalo Bills	10/4
		Jason Taylor	vs. Buffalo Bills	10/4
Yards Lost	19.5	Jason Taylor	vs. Buffalo Bills	10/4
SPECIAL TEAMS				
Field Goals Made	3	Dan Carpenter	vs. Indianapolis Colts	9/21
Field Goal Attempts	4	Dan Carpenter	vs. Indianapolis Colts	9/21
Longest Field Goal	48	Dan Carpenter	at New York Jets	11/1
Longest Field Goal Attempt	49	Dan Carpenter	vs Indianapolis Colts	9/21
Punts	7	Brandon Fields	at New York Jets	11/1
Longest Punt (yards)	66	Brandon Fields	at New York Jets	11/1
Highest Gross Average	51.7	Brandon Fields	at New York Jets	11/1
Highest Net Average	42.8	Brandon Fields	vs. New Orleans Saints	10/25
Most Punt Returns	4	Davone Bess	at New York Jets	11/1
Most Punt Return Yards	29	Davone Bess	vs. Buffalo Bills	10/4
Highest Punt Return Average	14.0	Davone Bess	vs. New Orleans Saints	10/25
Longest Punt Return	14	Davone Bess	vs. New Orleans Saints	10/25
Most Kickoff Returns	6	Ted Ginn	at New York Jets	11/1
Most Kickoff Return Yards	299	Ted Ginn	at New York Jets	11/1
Highest Kickoff Return Average	49.8	Ted Ginn	at New York Jets	11/1
Longest Kickoff Return	101	Ted Ginn	at New York Jets	11/1

OPPONENT INDIVIDUAL HIGHS				
		PLAYER	TEAM	DATE
OFFENSE				
<u>RUSHING</u>				
Yards	102	Thomas Jones	New York Jets	11/1
Attempts	27	Thomas Jones	New York Jets	11/1
Touchdowns	2	Thomas Jones	New York Jets	10/12
		Drew Brees	New Orleans Saints	10/25
Yards by Quarterback	6	Mark Sanchez	New York Jets	10/12
		Mark Sanchez	New York Jets	11/1
Longest Run from Scrimmage	35	Mike Bell	New Orleans Saints	10/25
<u>PASSING</u>				
Yards	303	Peyton Manning	Indianapolis Colts	9/21
		Philip Rivers	San Diego Chargers	9/27
Attempts	38	Drew Brees	New Orleans Saints	10/25
Completions	22	Matt Ryan	Atlanta Falcons	9/13
		Drew Brees	New Orleans Saints	10/25
Touchdowns	2	Matt Ryan	Atlanta Falcons	9/13
		Peyton Manning	Indianapolis Colts	9/21
		Mark Sanchez	New York Jets	11/1
		Matt Ryan	Atlanta Falcons	9/13
Completion Percentage	61.1%	Trent Edwards	Buffalo Bills	10/4
Interceptions	3	Drew Brees	New Orleans Saints	10/25
		Peyton Manning	Indianapolis Colts	9/21
Longest Completion	80t	Peyton Manning	Indianapolis Colts	9/21
<u>RECEIVING</u>				
Receptions	8	Dustin Keller	New York Jets	11/1
Yards	183	Dallas Clark	Indianapolis Colts	9/21
Touchdowns	1	Tony Gonzalez	Atlanta Falcons	9/13
		Ovie Mughelli	Atlanta Falcons	9/13
		Dallas Clark	Indianapolis Colts	9/21
		Pierre Garcon	Indianapolis Colts	9/21
		Josh Reed	Buffalo Bills	10/4
		Braylon Edwards	New York Jets	10/12
		Marques Colston	New Orleans Saints	10/25
		Dustin Keller	New York Jets	11/1
		Braylon Edwards	New York Jets	11/1
Yards by Running Back	49	Jerious Norwood	Atlanta Falcons	9/13
Longest Reception	80t	Dallas Clark	Indianapolis Colts	9/21
<u>TOTAL YARDS FROM SCRIMMAGE</u>	183	Dallas Clark	Indianapolis Colts	9/21
DEFENSE				
<u>TACKLES</u>				
Total	12	Kevin Burnett	San Diego Chargers	9/27
Solo	10	Curtis Lofton	Atlanta Falcons	9/13
<u>INTERCEPTIONS</u>				
Total	1	Mike Peterson	Atlanta Falcons	9/13
		Antoine Bethea	Indianapolis Colts	9/21
		Eric Weddle	San Diego Chargers	9/27
		Tracy Porter	New Orleans Saints	10/25
		Darren Sharper	New Orleans Saints	10/25
Longest Return	54	Tracy Porter	New Orleans Saints	10/25
Longest Return for Touchdown	54	Tracy Porter	New Orleans Saints	10/25
<u>FUMBLES</u>				
Total Forced	1	Curtis Lofton	Atlanta Falcons	9/13
		Mike Peterson	Atlanta Falcons	9/13
		Kroy Biermann	Atlanta Falcons	9/13
		Robert Mathis	Indianapolis Colts	9/21
		Kawika Mitchell	Buffalo Bills	10/4
		George Wilson	Buffalo Bills	10/4
		Ryan Denney	Buffalo Bills	10/4
		Roman Harper	New Orleans Saints	10/25
Total Recovered	2	Jonathan Babineaux	Atlanta Falcons	9/13
Longest Return for	none			

Touchdown				
<u>SACKS</u>				
Total	2	John Abraham	Atlanta Falcons	9/13
		Kroy Biermann	Atlanta Falcons	10/4
		George Wilson	Buffalo Bills	10/4
		Anthony Hargrove	New Orleans Saints	10/25
Yards Lost	15	Bart Scott	New York Jets	11/1
		David Harris	New York Jets	11/1
<u>SPECIAL TEAMS</u>				
Field Goals Made	3	Nate Kaeding	San Diego Chargers	9/27
Field Goal Attempts	4	Jason Elam	Atlanta Falcons	9/13
		Nate Kaeding	San Diego Chargers	9/27
Longest Field Goal	55	Jay Feely	New York Jets	11/1
Longest Field Goal Attempt	55	Jay Feely	New York Jets	11/1
Punts	7	Steve Weatherford	New York Jets	11/1
Longest Punt (yards)	61	Brian Moorman	Buffalo Bills	10/4
Highest Gross Average	51.4	Brian Moorman	Buffalo Bills	10/4
Highest Net Average	39.4	Brian Moorman	Buffalo Bills	10/4
Most Punt Returns	5	Reggie Bush	New Orleans Saints	10/25
		Jim Leonhard	New York Jets	11/1
Most Punt Return Yards	47	Roscoe Parrish	Buffalo Bills	10/4
Highest Punt Return Average	23.5	Roscoe Parrish	Buffalo Bills	10/4
Longest Punt Return	31	Roscoe Parrish	Buffalo Bills	10/4
Most Kickoff Returns	6	Roscoe Parrish	Buffalo Bills	10/4
		Courtney Roby	New Orleans Saints	10/25
Most Kickoff Return Yards	185	Courtney Roby	New Orleans Saints	10/25
Highest Kickoff Return Average	30.8	Courtney Roby	New Orleans Saints	10/25
Longest Kickoff Return	87	Courtney Roby	New Orleans Saints	10/25

<i>2009 MIAMI DOLPHINS AND OPPONENT TEAM SINGLE-GAME HIGHS</i>						
DOLPHINS TEAM	HIGH	OPPONENT	DATE		LOW	OPPONENT DATE
<u>FIRST DOWNS</u>						
Total	27	Indianapolis Colts	9/21		10	New York Jets 11/1
Rushing	17	Buffalo Bulls	10/4		3	New York Jets 11/1
Passing	13	Indianapolis Colts	9/21		6	New York Jets 11/1
		New York Jets	10/12			
Penalty	1	Atlanta Falcons	9/13		0	Indianapolis Colts 9/21
		New Orleans Saints	10/25			San Diego Chargers 9/27
		New York Jets	11/1			Buffalo Bills 10/4
<u>TOTAL NET YARDS</u>						
	413	New York Jets	10/12		104	New York Jets 11/1
<u>RUSHING</u>						
Net Yards	250	Buffalo Bills	10/4		52	New York Jets 11/1
Attempts	49	Indianapolis Colts	9/21		22	Atlanta Falcons 9/13
Average	5.6	Buffalo Bills	10/4		2.3	New York Jets 11/1
Touchdowns	4	New Orleans	10/25		0	Atlanta Falcons 9/13
						New York Jets 11/1
<u>PASSING</u>						
Net Yards	262	New York Jets	10/12		52	New York Jets 11/1
Attempts	37	New Orleans Saints	10/25		21	New York Jets 11/1
Completions	22	Indianapolis Colts	9/21		12	New York Jets 11/1
Touchdowns	2	New York Jets	10/12		0	Indianapolis Colts 9/21
						San Diego Chargers 9/27
						New Orleans Saints 10/25
	75.0				48.6	
Completion Percentage	%	New York Jets	10/12		%	New Orleans Saints 10/25
Interceptions	2	New Orleans Saints	10/25		0	Buffalo Bills 10/4
						New York Jets 10/12
Times Sacked	6	Buffalo Bills	10/4		0	New York Jets 10/12
		New York Jets	11/1			
Yards Lost	60	New York Jets	11/1		0	New York Jets 10/12
<u>PUNT</u>						
Total	7	New York Jets	11/1		1	Indianapolis Colts 9/21
Yards	362	New York Jets	11/1		44	Indianapolis Colts 9/21
Long	66	New York Jets	11/1		44	Indianapolis Colts 9/21

Gross Average	51.7	New York Jets	11/7	39.8	Buffalo Bills	10/4
Net Average	42.8	New Orleans Saints	10/25	30.4	Buffalo Bills	10/4
Returns	4	Buffalo Bills	10/4	1	Indianapolis Colts	9/21
		New York Jets	11/1		San Diego Chargers	9/27
					New York Jets	10/12
Return Yards	40	Buffalo Bills	10/4	8	Indianapolis Colts	9/21
Return Average	10.0	Buffalo Bills	10/4	4.8	New York Jets	11/1
<u>PENALTIES</u>						
Total	8	New York Jets	10/12	4	Atlanta Falcons	9/13
		New Orleans Saints	10/25		Indianapolis Colts	9/21
					New York Jets	11/1
Yards Penalized	112	New York Jets	10/12	20	Indianapolis Colts	9/21
<u>FUMBLES</u>						
Total	3	Atlanta Falcons	9/13	0	New York Jets	10/12
		Buffalo Bills	10/4			
Lost	3	Atlanta Falcons	9/13	0	Indianapolis Colts	9/21
					Buffalo Bills	10/4
					New York Jets	10/12
<u>TIME OF POSSESSION</u>	45:07	Atlanta Falcons	9/13	25:54	New York Jets	11/1
OPPONENTS vs. DOLPHINS						
<u>FIRST DOWNS</u>						
Total	23	New York Jets	11/1	10	Buffalo Bills	10/4
Rushing	8	New York Jets	10/12	0	Buffalo Bills	10/4
Passing	15	Atlanta Falcons	9/13	8	Buffalo Bills	10/4
		San Diego Chargers	9/27		New York Jets	10/12
Penalty	4	New York Jets	10/12	0	Indianapolis Colts	9/21
<u>RUSHING</u>						
Net Yards	138	New York Jets	10/12	46	Buffalo Bills	10/4
		New Orleans Saints	10/25			
Attempts	40	New York Jets	11/1	11	Indianapolis Colts	9/21
Average	5.5	Indianapolis Colts	9/21	2.5	Atlanta Falcons	9/13
					San Diego Chargers	9/27
<u>PASSING</u>						
Net Yards	295	Indianapolis Colts	9/21	160	Buffalo Bills	10/4
Attempts	38	New Orleans Saints	10/25	23	Indianapolis Colts	9/21
Completions	22	Atlanta Falcons	9/13	12	New York Jets	10/12
		New Orleans Saints	10/25			
Touchdowns	2	Atlanta Falcons	9/13	0	San Diego Chargers	9/27
		Indianapolis Colts	9/21			
		New York Jets	11/1			
	61.1			50.0		
Completion Percentage	%	Atlanta Falcons	9/13	%	New York Jets	10/12
Interceptions	3	Buffalo Bills	10/4	0	Atlanta Falcons	9/13
		New Orleans Saints	10/25		Indianapolis Colts	9/21
					San Diego Chargers	9/27
					New York Jets	10/12
					New York Jets	11/1
Times Sacked	6	Buffalo Bills	10/4	1	Indianapolis Colts	9/21
					New York Jets	10/12
Yards Lost	32	Buffalo Bills	10/4	1	New York Jets	10/12
<u>PUNT</u>						
Total	7	New York Jets	11/1	2	San Diego Chargers	9/27
Yards	257	Buffalo Bills	10/4	85	San Diego Chargers	9/27
Long	61	Buffalo Bills	10/4	44	Atlanta Falcons	9/13
Gross Average	51.4	Buffalo Bills	10/4	36.3	New York Jets	11/1
Net Average	39.4	Buffalo Bills	10/4	31	Atlanta Falcons	9/13
Returns	5	New Orleans Saints	10/25	1	Indianapolis Colts	9/21
		New York Jets	11/1			
Return Yards	47	Buffalo Bills	10/4	2	Indianapolis Colts	9/21
Return Average	23.5	Buffalo Bills	10/4	2.0	Indianapolis Colts	9/21
<u>PENALTIES</u>						
Total	6	New York Jets	10/12	3	San Diego Chargers	9/27
		New Orleans Saints	10/25		Buffalo Bills	10/4
		New York Jets	11/1			
Yards Penalized	56	New York Jets	10/12	19	Buffalo Bills	10/4
<u>FUMBLES</u>						

12/27	HOUSTON										
1/3	PITTSBURGH										
2009 TOTALS		124	74	771	52.6	4	3	67	14	100	78.4
CAREER TOTALS		136	81	838	56.9	4	3	67	14	100	78.0
DOLPHINS TOTALS		136	81	838	56.9	4	3	67	14	100	78.0
<u>OTHERS:</u>											
RONNIE BROWN											
10/25	NEW ORLEANS	1	0	0	0.0	0	0	0	0	0	39.6
11/1	at New York Jets	1	0	0	0.0	0	0	0	1	9	39.6

2009 MIAMI DOLPHINS WILDCAT GAME-BY-GAME INDIVIDUAL STATISTICS											
PASSING											
BROWN											
DATE	OPPONENT	AT	COMP	YDS	PCT	TD	INT	LG	SKD	YDS	RATING
9/13	at Atlanta Falcons	0	0	0	0.0	0	0	0	0	0	0.0
9/21	INDIANAPOLIS	0	0	0	0.0	0	0	0	0	0	0.0
9/27	at San Diego	0	0	0	0.0	0	0	0	0	0	0.0
10/4	BUFFALO	0	0	0	0.0	0	0	0	0	0	0.0
10/12	NEW YORK JETS	2	1	21	50.0	0	0	21	0	0	87.5
10/25	NEW ORLEANS	1	0	0	0.0	0	0	0	0	0	39.6
11/1	at New York Jets	1	0	0	0.0	0	0	0	1	9	39.6
11/8	at New England										
11/15	TAMPA BAY										
11/19	at Carolina										
11/29	at Buffalo										
12/6	NEW ENGLAND										
12/13	at Jacksonville										
12/20	at Tennessee										
12/27	HOUSTON										
1/3	PITTSBURGH										
2009 TOTALS		4	1	21	0.0	0	0	21	1	9	49.0
CAREER TOTALS		6	2	40	33.3	1	0	21	2	17	97.2
DOLPHINS TOTALS		6	2	40	33.3	1	0	21	2	17	97.2

2009 MIAMI DOLPHINS GAME-BY-GAME STATISTICS																
RUSHING																
		BESS					BROWN					COBBS				
DATE	OPPONENT	AT	YDS	AVG	LG	TD	AT	YDS	AVG	LG	TD	AT	YDS	AVG	LG	TD
9/13	at Atlanta Falcons	0	0	0.0	0	0	10	43	4.3	14	0	0	0	0.0	0	0
9/21	INDIANAPOLIS	0	0	0	0	0	24	136	5.7	19	2	2	23	11.5	19	0
9/27	at San Diego	1	11	11	11	0	18	75	4.2	12	0	1	3	3.0	3	0
10/4	BUFFALO	0	0	0	0	0	20	115	5.8	38	2	2	11	5.5	9	0
10/12	NEW YORK JETS	0	0	0	0	0	21	74	3.5	13	2	1	-1	-1.0	-1	0
10/25	NEW ORLEANS	0	0	0	0	0	16	48	3.0	8	1	(RESERVE/INJURED)				
11/1	at New York Jets	0	0	0	0	0	11	27	2.5	13	0	(RESERVE/INJURED)				
11/8	at New England															
11/15	TAMPA BAY															
11/19	at Carolina															
11/29	at Buffalo															
12/6	NEW ENGLAND															
12/13	at Jacksonville															
12/20	at Tennessee															
12/27	HOUSTON															
1/3	PITTSBURGH															
2009 TOTALS		1	11	11.0	11	0	120	518	4.3	14	7	6	36	6.0	19	0
CAREER TOTALS		2	24	12.0	13	0	901	3951	4.4	65t	30	33	171	5.2	44	2
DOLPHINS TOTALS		2	24	12.0	13	0	901	3951	4.4	65t	30	33	171	5.2	44	2
		GINN					HENNE					HARTLINE				
DATE	OPPONENT	AT	YDS	AVG	LG	TD	AT	YDS	AVG	LG	TD	AT	YDS	AVG	LG	TD
9/13	at Atlanta Falcons	2	9	4.5	8	0	(THIRD QUARTERBACK)					0	0	0.0	0	0
9/21	INDIANAPOLIS	0	0	0.0	0	0	(THIRD QUARTERBACK)					0	0	0.0	0	0
9/27	at San Diego	0	0	0.0	0	0	1	2	2	2	0	0	0	0.0	0	0
10/4	BUFFALO	1	22	22.0	22	0	2	14	7	12	0	1	-1	-1.0	-1	0
10/12	NEW YORK JETS	0	0	0.0	0	0	0	0	0	0	0	0	0	0.0	0	0
10/25	NEW ORLEANS	1	5	5.0	5	0	0	0	0	0	0	0	0	0.0	0	0
11/1	at New York Jets	0	0	0.0	0	0	3	-5	-1.7	-1	0	0	0	0.0	0	0

2009 MIAMI DOLPHINS WILDCAT GAME-BY-GAME STATISTICS																
RUSHING																
		BROWN					WILLIAMS					COBBS				
DATE	OPPONENT	AT	YDS	AVG	LG	TD	AT	YDS	AVG	LG	TD	AT	YDS	AVG	LG	TD
9/13	at Atlanta Falcons	1	4	4.0	4	0	0	0	0.0	0	0	0	0	0.0	0	0
9/21	INDIANAPOLIS	7	62	8.9	14	1	4	26	6.5	15	0	1	19	19.0	19	0
9/27	at San Diego	6	36	6.0	12	0	1	6	6.0	6	0	0	0	0.0	0	0
10/4	BUFFALO	7	60	8.6	38	0	2	-2	-2.0	1	0	0	0	0.0	0	0
10/12	NEW YORK JETS	6	32	5.3	13	1	7	58	8.3	18	0	1	-1	-1.0	-1	0
10/25	NEW ORLEANS	9	24	2.7	8	0	4	6	1.5	4t	2	(RESERVE/INJURED)				
11/1	at New York Jets	4	14	3.5	13	0	1	1	1.0	1	0	(RESERVE/INJURED)				
11/8	at New England															
11/15	TAMPA BAY															
11/19	at Carolina															
11/29	at Buffalo															
12/6	NEW ENGLAND															
12/13	at Jacksonville															

[illegible]

11/19	at Carolina															
11/29	at Buffalo															
12/6	NEW ENGLAND															
12/13	at Jacksonville															
12/20	at Tennessee															
12/27	HOUSTON															
1/3	PITTSBURGH															
2009 TOTALS		4	58	14.5	21	1	0	0	0.0	0	0	15	185	12.3	59	1
CAREER TOTALS		6	80	13.3	21	2	0	0	0.0	0	0	290	2303	7.9	59	6
DOLPHINS TOTALS		6	80	14.3	21	2	0	0	0.0	0	0	158	1211	7.7	59	4

2009 MIAMI DOLPHINS WILDCAT GAME-BY-GAME INDIVIDUAL STATISTICS															
RECEIVING															
FASANO															
DATE	OPPONENT	REC	YDS	AVG	LG	TD									
9/13	at Atlanta Falcons	0	0	0.0	0	0									
9/21	INDIANAPOLIS	0	0	0.0	0	0									
9/27	at San Diego	0	0	0.0	0	0									
10/4	BUFFALO	0	0	0.0	0	0									
10/12	NEW YORK JETS	1	21	21.0	21	0									
10/25	NEW ORLEANS	0	0	0.0	0	0									
11/1	at New York Jets	0	0	0.0	0	0									
11/8	at New England														
11/15	TAMPA BAY														
11/19	at Carolina														
11/29	at Buffalo														
12/6	NEW ENGLAND														
12/13	at Jacksonville														
12/20	at Tennessee														
12/27	HOUSTON														
1/3	PITTSBURGH														
2009 TOTALS		1	21	21.0	21	0									
CAREER TOTALS		2	40	20.0	21	1									
DOLPHINS TOTALS		2	40	20.0	21	1									

2009 MIAMI DOLPHINS GAME-BY-GAME INDIVIDUAL STATISTICS												
PUNTING												
BRANDON FIELDS												
DATE	OPPONENT	NO	YDS	AVG	LG	IN 20	TB	BLK	50+	PR	YARDS	NET
9/13	at Atlanta Falcons	5	225	45.0	50	1	0	0	1	31	38.8	
9/21	INDIANAPOLIS	1	44	44.0	44	1	0	0	0	2	42.0	
9/27	at San Diego	4	178	44.5	55	1	0	0	1	15	40.8	
10/4	BUFFALO	5	199	39.8	53	2	0	0	2	47	30.4	
10/12	NEW YORK JETS	4	199	49.8	54	1	0	0	3	29	42.5	
10/25	NEW ORLEANS	6	280	46.7	55	2	0	0	3	23	42.8	
11/1	at New York Jets	7	362	51.7	66	1	1	0	4	45	42.4	
11/8	at New England											
11/15	TAMPA BAY											
11/19	at Carolina											
11/29	at Buffalo											
12/6	NEW ENGLAND											
12/13	at Jacksonville											
12/20	at Tennessee											
12/27	HOUSTON											
1/3	PITTSBURGH											
2009 TOTALS		32	1487	46.5	66	9	1	0	14	192	39.8	
CAREER TOTALS		183	8063	44.1	71	43	14	0	63	1064	38.2	
DOLPHINS TOTALS		183	8063	44.1	71	43	14	0	63	1064	38.2	

2009 MIAMI DOLPHINS GAME-BY-GAME INDIVIDUAL STATISTICS													
PUNT RETURNS													
BESSGINN Jr.													
DATE	OPPONENT	NO	FC	YDS	AVG	LG	TD	NO	FC	YDS	AVG	LG	TD
9/13	at Atlanta Falcons	2	1	11	5.5	7	0	0	0	0	0	0	0
9/21	INDIANAPOLIS	1	0	8	8.0	8	0	0	0	0	0	0	0
9/27	at San Diego	1	0	9	9.0	9	0	0	0	0	0	0	0

10/4	BUFFALO	3	0	29	9.7	12	0	1	0	11	11	11	0
10/12	NEW YORK JETS	1	1	9	9.0	9	0	0	0	0	0	0	0
10/25	NEW ORLEANS	2	0	28	14.0	14	0	1	0	-2	-2	-2	0
11/1	at New York Jets	4	1	19	4.8	10	0	0	0	0	0	0	0
11/8	at New England												
11/15	TAMPA BAY												
11/19	at Carolina												
11/29	at Buffalo												
12/6	NEW ENGLAND												
12/13	at Jacksonville												
12/20	at Tennessee												
12/27	HOUSTON												
1/3	PITTSBURGH												
2009 TOTALS		14	3	113	8.1	14	0	2	0	9	4.5	11	0
CAREER TOTALS		35	13	344	9.8	27	0	33	16	293	8.9	87	1
DOLPHINS TOTALS		35	13	344	9.8	27	0	33	16	293	8.9	87	1

2009 MIAMI DOLPHINS GAME-BY-GAME INDIVIDUAL STATISTICS

KICKING															
DAN CARPENTER															
		PATs		FIELD GOALS				FIELD GOAL ACCURACY							
DATE	OPPONENT	MADE	ATTS	MADE	ATTS	PCT	LG	PTS	1-19	20-29	30-39	40-49	50+	KO	TB
9/13	at Atlanta Falcons	1	1	0	0	0.0%	0	1						1	0
9/21	INDIANAPOLIS	2	2	3	4	75.0%	45t	11				3-4		6	1
9/27	at San Diego	1	1	2	2	100.0%	24	7		2-2				3	0
10/4	BUFFALO	5	5	1	1	100.0%	33	8			1-1			7	0
10/12	NEW YORK JETS	4	4	1	1	100.0%	35	7			1-1			6	1
10/25	NEW ORLEANS	4	4	2	2	100.0%	33	10			2-2			7	1
11/1	at New York Jets	3	3	1	1	100.0%	48	6				1-1		6	0
11/8	at New England														
11/15	TAMPA BAY														
11/19	at Carolina														
11/29	at Buffalo														
12/6	NEW ENGLAND														
12/13	at Jacksonville														
12/20	at Tennessee														
12/27	HOUSTON														
1/3	PITTSBURGH														
2009 TOTALS		20	20	10	11	90.9%	48	50	0-0	2-2	4-4	4-5	0-0	36	3
CAREER TOTALS		60	60	31	36	86.1%	50	153	0-0	7-7	10-10	18-13	1-1	111	10
DOLPHINS TOTALS		60	60	31	36	86.1%	50	153	0-0	7-7	10	18	1-1	111	10

2009 MIAMI DOLPHINS GAME-BY-GAME INDIVIDUAL STATISTICS

KICKOFF RETURNS												
GINN												
COBBS												
DATE	OPPONENT	NO	YDS	AVG	LG	TD	NO	YDS	AVG	LG	TD	
9/13	at Atlanta Falcons	3	55	18.3	21	0	2	37	18.5	21	0	
9/21	INDIANAPOLIS	0	0	0.0	0	0	4	91	22.8	25	0	
9/27	at San Diego	0	0	0.0	0	0	5	107	21.4	23	0	
10/4	BUFFALO	0	0	0.0	0	0	2	72	36.0	39	0	
10/12	NEW YORK JETS	1	32	32.0	32	0	3	54	18.0	23	0	
10/25	NEW ORLEANS	4	103	25.8	34	0	(RESERVE/INJURED)					
11/1	at New York Jets	6	299	49.8	101t	2	(RESERVE/INJURED)					
11/8	at New England											
11/15	TAMPA BAY											
11/19	at Carolina											
11/29	at Buffalo											
12/6	NEW ENGLAND											
12/13	at Jacksonville											
12/20	at Tennessee											
12/27	HOUSTON											
1/3	PITTSBURGH											
2009 TOTALS		14	489	34.9	101t	2	16	361	22.6	39	0	
CAREER TOTALS		109	2579	23.7	101t	2	27	557	20.6	60	0	

DOLPHINS TOTALS		109	2579	23.7	101t	2	27	557	20.6	60	0
<u>OTHERS:</u>											
JOE BERGER											
10/12	NEW YORK JETS	1	13	13.0	13	0					
REGGIE TORBOR											
10/25	NEW ORLEANS	1	9	9.0	9	0					

THE LAST TIME ...
(regular season)

KICKOFF RETURNED FOR A TOUCHDOWN

- By Dolphins – Ted Ginn at New York Jets (101 yards), 11/1/09
- By Opponents – Willie Andrews of New England (77 yards), 10/21/07

PUNT RETURNED FOR A TOUCHDOWN

- By Dolphins – Ted Ginn, Jr. at Philadelphia (87 yards), 11/18/07
- By Opponents – Johnnie Lee Higgins of Oakland (93 yards), 11/16/08

INTERCEPTED PASS RETURNED FOR A TOUCHDOWN

- By Dolphins – Vontae Davis vs Buffalo Bills (23 yards), 10/4/09
- By Opponents – Tracy Porter of New Orleans (54 yards) 10/25/09

FUMBLE RETURNED FOR A TOUCHDOWN

- By Dolphins – Jason Taylor vs. New York Jets (48 yards), 11/1/09
- By Opponents – Chinedum Ndukwe of Cincinnati (54 yards), 12/30/07

OPPONENTS FUMBLE RETURNED FOR A TOUCHDOWN

- By Dolphins – Jason Taylor vs. New York Jets (48 yards), 11/1/09
- By Opponents – Chinedum Ndukwe of Cincinnati (54 yards), 12/30/07

BLOCKED FIELD GOAL RETURNED FOR A TOUCHDOWN

- By Dolphins – Curtis Johnson vs. Green Bay (47 yards), 12/19/71
- By Opponents – George Radachowsky of N.Y. Jets (78 yards), 9/24/89

BLOCKED PUNT RETURNED FOR A TOUCHDOWN

- By Dolphins – Mark Higgs vs. New England (19 yards), 10/18/90
- By Opponents – Chris Burkett of NY Jets (11 yards), 9/29/91

SAFETY SCORED

- By Dolphins – Charlie Anderson vs. Buffalo tackled Duke Preston in end zone, 10/26/08
- By Opponents – Jay Richardson of Oakland sacked Chad Pennington in endzone, 11/16/08

SHUTOUT

- By Dolphins – at Miami 21, New England 0, 12/10/06
- By Opponents – at Pittsburgh 3, Miami 0, 11/26/07

200 YARDS RUSHING

- By Dolphins – Ricky Williams vs. Chicago (216 yards), 12/9/02
- By Opponents – Rueben Mayes of New Orleans (203 yards), 12/7/86

100 YARDS RUSHING

- By Dolphins – Ronnie Brown vs. Buffalo (115 yards), 10/04/09
- By Opponents – Thomas Jones of New York Jets (102 yards), 11/1/09

100 YARDS RUSHING IN A HALF

- By Dolphins – Ronnie Brown vs. Carolina (103 yards in second half), 9/25/05
- By Opponents – Laurence Maroney of New England (111 yards in first half) 12/23/07

TWO 100-YARD RUSHERS

- By Dolphins – Mercury Morris (125 yards) and Don Nottingham (102 yards) at Green Bay, 10/5/75
- By Opponents – Fred Jackson (115 yards) and Marshawn Lynch (107 yards) of Buffalo, 12/9/07

100 YARDS RUSHING AND RECEIVING

- By Dolphins – None
- By Opponents – Thurman Thomas of Buffalo (165 yards rushing and 103 receiving yards), 9/1/91

400 YARDS PASSING

- By Dolphins – Joey Harrington vs. Green Bay (414 yards) 10/22/06
- By Opponents – Matt Cassel of New England (415 yards), 11/23/08

300 YARDS PASSING

- By Dolphins – Chad Pennington vs. Buffalo (314 yards), 10/26/08
- By Opponents – Philip Rivers of San Diego (303 yards), 9/27/09

200 YARDS RECEIVING

- By Dolphins – Chris Chambers vs. Buffalo (238 yards), 12/4/05
- By Opponents – Isaac Bruce of St. Louis (210 yards), 12/24/95

100 YARDS RECEIVING

- By Dolphins – Ted Ginn vs Indianapolis (108 yards), 09/21/09
- By Opponents – Jeremy Shockey of New Orleans (105 yards), 10/25/09

100 YARDS RECEIVING IN A HALF

- By Dolphins – Ted Ginn Jr. (108 yards in second half), 10/26/08
- By Opponents – Dwight Clark (113 in first half) of Indianapolis, 09/21/09

TWO 100-YARD RECEIVERS

- By Dolphins – Oronde Gadsden (116 yards) and Chris Chambers (101 yards) at Buffalo, 11/25/01
- By Opponents – Randy Moss (125) and Wes Welker (120) of New England, 11/23/08

SIX TOUCHDOWN PASSES

- By Dolphins – Dan Marino at New York Jets, 9/21/86
- By Opponents – Tom Brady of New England, 10/21/07

FIVE TOUCHDOWN PASSES

- By Dolphins** – Dan Marino vs. New England, 9/4/94
- By Opponents** – Tom Brady (6) of New England, 10/21/07

FOUR TOUCHDOWN PASSES

- By Dolphins** – Dan Marino vs. Denver, 12/21/98
- By Opponents** – Trent Edwards of Buffalo, 12/9/07

THREE TOUCHDOWN PASSES

- By Dolphins** – Chad Pennington at Kansas City, 12/21/08
- By Opponents** – Matt Cassel of New England, 11/23/08

FOUR TOUCHDOWN RECEPTIONS

- By Dolphins** – Mark Ingram at NY Jets, 11/27/94
- By Opponents** – Irving Fryar of Philadelphia, 10/20/96

THREE TOUCHDOWN RECEPTIONS

- By Dolphins** – Chris Chambers at Dallas, 11/27/03
- By Opponents** – Randy Moss of New England, 11/23/08

TWO TOUCHDOWN RECEPTIONS

- By Dolphins** – Anthony Fasano at Kansas City, 12/21/08
- By Opponents** – Randy Moss (3) of New England, 11/23/08

FOUR TOUCHDOWNS RUSHING

- By Dolphins** – Ronnie Brown at New England, 09/21/08
- By Opponents** – Earl Campbell of Houston, 11/20/78

THREE TOUCHDOWNS RUSHING

- By Dolphins** – Ricky Williams (3) vs New Orleans, 10/25/09
- By Opponents** – Daunte Culpepper of Oakland, 9/30/07

TWO TOUCHDOWNS RUSHING

- By Dolphins** – Ronnie Brown (2) vs New York Jets, 10/12/09
- By Opponents** – Drew Brees of New Orleans, 10/25/09

FIVE FIELD GOALS

- By Dolphins** – Olindo Mare at Indianapolis, 12/31/06
- By Opponents** – Kris Brown of Houston, 10/07/07

FOUR FIELD GOALS

- By Dolphins** – Dan Carpenter (45, 47, 23, 41) at Denver 11/02/08
- By Opponents** – Josh Brown (23, 51, 33, 38), 11/30/08

THREE FIELD GOALS

- By Dolphins** – Dan Carpenter (45, 44, 45) vs Indianapolis 9/21/09
- By Opponents** – Nate Kaeding (25, 23, 26), 9/27/09

FOUR INTERCEPTIONS

- By Dolphins** – Dick Anderson vs. Pittsburgh, 12/3/73
- By Opponents** - None

THREE INTERCEPTIONS

- By Dolphins** – Sam Madison vs. Tennessee, 11/7/99
- By Opponents** – Nate Clements of Buffalo, 10/20/02

TWO INTERCEPTIONS

- By Dolphins** – Will Allen vs Buffalo Bills, 10/4/09
- By Opponents** – Anthony Henry of Dallas, 9/16/07

THREE SACKS

- By Dolphins** –Joey Porter (4) at New England, 9/21/08
- By Opponents** –Ryan Denney of Buffalo, 9/17/06

TWO SACKS

- By Dolphins** – Jason Taylor vs. New Orleans, 10/25/09
- By Opponents** – Anthony Hargrove of New Orelans, 10/25/09

BLOCKED FIELD GOAL

- By Dolphins** – Jason Taylor vs. Baltimore (Matt Stover, 50 yards), 12/16/07
- By Opponents** – Langston Walker of Buffalo (Dan Carpenter, 46 yards), 10/26/08

BLOCKED PUNT

- By Dolphins** – Charlie Anderson at New York Jets (R. Hodges), 12/28/08
- By Opponents** – Coy Wire of Buffalo (Donnie Jones), 9/17/06

MISSED POINT AFTER TOUCHDOWN ATTEMPT

- By Dolphins** – Bill Gramatica vs. Arizona, 11/7/04
- By Opponents** – John Carney of New Orleans, 10/25/09

TWO POINT CONVERSION

- By Dolphins** – Derek Hagan from John Beck, three yards, vs. Cincinnati, 12/30/07
- By Opponents** – Jerico Cotchery from Brett Favre of New York Jets, 12/28/08

SUCCESSFUL ONSIDE KICK

- By Dolphins** – Chris Chambers recovered Olindo Mare kick vs. Jacksonville, 12/3/06
- By Opponents** – Ray McElroy of Indianapolis recovered Chris Gardocki kick at Miami, 8/31/07

Regular Season - Week 8

National Football League Game Summary

NFL Copyright © 2009 by The National Football League. All rights reserved. This summary and play-by-play is for the express purpose of assisting media in their coverage of the game; any other use of this material is prohibited without the written permission of the National Football League.

Date: Sunday, 11/1/2009	Miami Dolphins At New York Jets	Start Time: 1:02 PM EST
	at The Meadowlands, East Rutherford, NJ	

Game Day Weather

	Temp: 54° F (12.2° C), Humidity: 65%, Wind: NW 10 mph
Played Outdoor on Turf: FieldTurf	Outdoor Weather: Cloudy

Officials

Referee: Carey, Don (126)	Umpire: DeFelice, Garth (53)	Head Linesman: McKenzie, Dana (8)
Line Judge: Johnson, Carl (101)	Side Judge: Meyer, Greg (78)	Field Judge: Weir, Mike (50)
Back Judge: Miles, Terrence (111)	Replay Official: McPeters, Lloyd	

Lineups

Miami Dolphins						New York Jets					
Offense			Defense			Offense			Defense		
FB	36	L.Polite	LE	70	K.Langford	WR	89	J.Cotchery	END	92	S.Ellis
LT	77	J.Long	NT	95	J.Ferguson	LT	60	D.Ferguson	NT	91	S.Pouha
LG	65	J.Smiley	RE	94	R.Starks	LG	66	A.Faneca	T	93	M.Douglas
C	64	J.Grove	SLB	99	J.Taylor	C	74	N.Mangold	OLB	99	B.Thomas
RG	66	D.Thomas	ILB	53	R.Torbor	RG	65	B.Moore	WILL	57	B.Scott
RT	72	V.Carey	ILB	51	A.Ayodele	RT	67	D.Woody	MIKE	52	D.Harris
TE	80	A.Fasano	WLB	55	J.Porter	TE	81	D.Keller	OLB	97	C.Pace
WR	83	G.Camarillo	LCB	21	V.Davis	WR	17	B.Edwards	LCB	24	D.Revis
QB	7	C.Henne	RCB	24	S.Smith	QB	6	M.Sanchez	RCB	21	D.Lowery
TE	81	J.Haynos	FS	30	C.Clemons	TE	84	B.Hartsock	S	36	J.Leonhard
RB	23	R.Brown	SS	33	N.Jones	RB	20	T.Jones	S	25	K.Rhodes

Substitutions

P 2 B.Fields, K 5 D.Carpenter, QB 6 P.White, WR 15 D.Bess, WR 19 T.Ginn, RB 26 L.Hilliard, S 28 G.Wilson, S 29 T.Culver, S 32 J.Allen, RB 34 R.Williams, S 37 Y.Bell, LB 50 E.Walden, LB 56 C.Anderson, LB 58 W.Kershaw, G 67 J.Berger, T 75 N.Garner, DT 78 T.McDaniel, WR 82 B.Hartline, LB 91 C.Wake, LS 92 J.Denney, DT 96 P.Soliai, DE 97 P.Merling, LB 98 M.Roth

Did Not Play

Not Active

3QB 16 T.Thigpen, RB 22 K.Sheets, LB 52 C.Crowder, T 63 A.Gardner, DE 71 L.Dotson, T 76 L.Murtha, WR 84 P.Turner, LB 93 Q.Moses

Substitutions

K 3 J.Feely, P 9 S.Weatherford, QB 11 K.Clemens, WR 15 W.Wright, RB 23 S.Greene, CB 27 D.Strickland, CB 30 D.Coleman, CB-KR 32 J.Miller, S 33 E.Smith, S 44 J.Ihedigbo, FB 49 T.Richardson, LB 50 V.Gholston, LB 51 R.Fowler, LB 53 L.Izzo, LB 55 J.Westerman, DE 70 M.Devito, OL 75 R.Turner, T 78 W.Hunter, DE 79 R.Pitoitua, WR 83 D.Woodhead, TE-LS 85 J.Dearth, WR 87 D.Clowney, DT 95 H.Green

Did Not Play

Not Active

QB 7 K.O'Connell, 3QB 10 E.Ainge, WR 16 B.Smith, CB 26 L.Sheppard, DB 31 A.Carroll, CB 34 M.Cole, G 68 M.Slauson, LB 94 M.Murrell

Field Goals (made () & missed)

D.Carpenter		(48)	J.Feely			(23)	(55)	
			1	2	3	4	OT	Total
VISITOR:	Miami Dolphins		0	3	21	6	0	30
HOME:	New York Jets		0	3	16	6	0	25

Scoring Plays

Team	Qtr	Time	Play Description (Extra Point) (Drive Info)	Visitor	Home
Jets	2	12:20	J.Feely 23 yd. Field Goal (11-60, 4:18)	0	3
Dolphins	2	1:55	D.Carpenter 48 yd. Field Goal (5-15, 2:14)	3	3
Jets	3	10:24	J.Feely 55 yd. Field Goal (7-14, 3:10)	3	6
Dolphins	3	10:10	T.Ginn 100 yd. kickoff return (D.Carpenter kick) (0-0, 0:14)	10	6
Dolphins	3	7:32	J.Taylor 48 yd. fumble return (D.Carpenter kick)	17	6
Jets	3	3:26	M.Sanchez 1 yd. run (J.Feely kick) (5-29, 2:22)	17	13
Dolphins	3	3:09	T.Ginn 101 yd. kickoff return (D.Carpenter kick) (0-0, 0:17)	24	13
Jets	3	1:35	B.Edwards 19 yd. pass from M.Sanchez (pass failed) (3-74, 1:34)	24	19
Dolphins	4	8:48	J.Haynos 5 yd. pass from C.Henne (pass failed) (13-67, 7:47)	30	19
Jets	4	5:52	D.Keller 16 yd. pass from M.Sanchez (pass failed) (6-81, 2:56)	30	25

Paid Attendance: 77,531	Time: 3:05
-------------------------	------------

Miami Dolphins vs New York Jets
11/1/2009 at The Meadowlands

Final Individual Statistics

Miami Dolphins									New York Jets								
RUSHING	ATT	YDS	AVG	LG	TD				RUSHING	ATT	YDS	AVG	LG	TD			
R.Brown	11	27	2.5	13	0				T.Jones	27	102	3.8	11	0			
R.Williams	8	27	3.4	11	0				S.Greene	8	18	2.3	7	0			
L.Polite	1	3	3.0	3	0				M.Sanchez	4	6	1.5	4	1			
C.Henne	3	-5	-1.7	-1	0				J.Cotchery	1	1	1.0	1	0			
Total	23	52	2.3	13	0				Total	40	127	3.2	11	1			
PASSING	ATT	CMP	YDS	SK/YD	TD	LG	IN	RT	PASSING	ATT	CMP	YDS	SK/YD	TD	LG	IN	RT
C.Henne	21	12	112	5/51	1	28	0	87.8	M.Sanchez	35	20	265	2/14	2	53	0	100.3
R.Brown	1	0	0	1/9	0	0	0	39.6									
Total	22	12	112	6/60	1	28	0	83.9	Total	35	20	265	2/14	2	53	0	100.3
PASS RECEIVING	TAR	REC	YDS	AVG	LG	TD			PASS RECEIVING	TAR	REC	YDS	AVG	LG	TD		
D.Bess	5	4	18	4.5	6	0			D.Keller	13	8	76	9.5	16	1		
R.Williams	2	2	41	20.5	28	0			B.Edwards	8	4	74	18.5	25	1		
J.Haynos	4	2	20	10.0	15	1			J.Cotchery	8	3	70	23.3	53	0		
A.Fasano	5	2	16	8.0	10	0			D.Clowney	3	3	16	5.3	9	0		
G.Camarillo	2	1	15	15.0	15	0			T.Jones	1	1	28	28.0	28	0		
R.Brown	2	1	2	2.0	2	0			T.Richardson	1	1	1	1.0	1	0		
B.Hartline	1	0	0	0.0	0	0			S.Greene	1	0	0	0.0	0	0		
T.Ginn	1	0	0	0.0	0	0											
Total	22	12	112	9.3	28	1			Total	35	20	265	13.3	53	2		
INTERCEPTIONS	NO	YDS	AVG	LG	TD				INTERCEPTIONS	NO	YDS	AVG	LG	TD			
Total	0	0	0.0	0	0				Total	0	0	0.0	0	0			
PUNTING	NO	YDS	AVG	NET	TB	IN20	LG	PUNTING	NO	YDS	AVG	NET	TB	IN20	LG		
B.Fields	7	362	51.7	42.4	1	1	66	S.Weatherford	7	254	36.3	33.6	0	3	47		
Total	7	362	51.7	42.4	1	1	66	Total	7	254	36.3	33.6	0	3	47		
PUNT RETURNS	NO	YDS	AVG	FC	LG	TD			PUNT RETURNS	NO	YDS	AVG	FC	LG	TD		
D.Bess	4	19	4.8	1	10	0			J.Leonhard	5	45	9.0	1	13	0		
[DOWNED]	1	0	0.0	0	0	0			[TOUCHBACK]	1	0	0.0	0	0	0		
[OUT OF BOUNDS]	1	0	0.0	0	0	0											
Returns	4	19	4.8	1	10	0			Returns	5	45	9.0	1	13	0		
KICKOFF RETURNS	NO	YDS	AVG	FC	LG	TD			KICKOFF RETURNS	NO	YDS	AVG	FC	LG	TD		
T.Ginn	6	299	49.8	0	101	2			J.Miller	5	115	23.0	0	27	0		
									[OUT OF BOUNDS]	1	0	0.0	0	0	0		
Returns	6	299	49.8	0	101	2			Returns	5	115	23.0	0	27	0		

Miami Dolphins

FUMBLES	FUM LOST	OWN-REC	YDS	TD	FORCED	OPP-REC	YDS	TD	OUT-BDS
D.Bess	1	1	0	0	0	0	0	0	0
P.Soliai	0	0	0	0	1	0	0	0	0
J.Taylor	0	0	0	0	0	1	48	1	0
Total	1	1	0	0	1	1	48	1	0

New York Jets

FUMBLES	FUM LOST	OWN-REC	YDS	TD	FORCED	OPP-REC	YDS	TD	OUT-BDS
S.Greene	1	1	0	0	0	0	0	0	0
M.Sanchez	1	0	0	0	0	0	0	0	0
D.Keller	0	0	1	0	0	0	0	0	0
J.Westerman	0	0	0	0	0	1	0	0	0
Total	2	1	1	0	0	1	0	0	0

Final Team Statistics

	Visitor Dolphins	Home Jets
TOTAL FIRST DOWNS	10	23
By Rushing	3	7
By Passing	6	14
By Penalty	1	2
THIRD DOWN EFFICIENCY	4-14-29%	3-14-21%
FOURTH DOWN EFFICIENCY	0-1-0%	1-2-50%
TOTAL NET YARDS	104	378
Total Offensive Plays (inc. times thrown passing)	51	77
Average gain per offensive play	2.0	4.9
NET YARDS RUSHING	52	127
Total Rushing Plays	23	40
Average gain per rushing play	2.3	3.2
Tackles for a loss-number and yards	2-2	2-4
NET YARDS PASSING	52	251
Times thrown - yards lost attempting to pass	6-60	2-14
Gross yards passing	112	265
PASS ATTEMPTS-COMPLETIONS-HAD INTERCEPTED	22-12-0	35-20-0
Avg gain per pass play (inc.# thrown passing)	1.9	6.8
KICKOFFS Number-In End Zone-Touchbacks	6-1-0	6-3-0
PUNTS Number and Average	7-51.7	7-36.3
Had Blocked	0	0
FGs - PATs Had Blocked	0-0	0-0
Net Punting Average	42.4	33.6
TOTAL RETURN YARDAGE (Not Including Kickoffs)	19	45
No. and Yards Punt Returns	4-19	5-45
No. and Yards Kickoff Returns	6-299	5-115
No. and Yards Interception Returns	0-0	0-0
PENALTIES Number and Yards	4-25	6-40
FUMBLES Number and Lost	1-1	2-1
TOUCHDOWNS	4	3
Rushing	0	1
Passing	1	2
Fumbles	1	0
Kickoff Returns	2	0
EXTRA POINTS Made-Attempts	3-4	1-3
Kicking Made-Attempts	3-3	1-1
Passing Made-Attempts	0-1	0-2
FIELD GOALS Made-Attempts	1-1	2-2
RED ZONE EFFICIENCY	1-1-100%	3-5-60%
GOAL TO GO EFFICIENCY	1-1-100%	1-2-50%
SAFETIES	0	0
FINAL SCORE	30	25
TIME OF POSSESSION	25:54	34:06

11/1/2009 at The Meadowlands

Miami Dolphins												
#	Time Recd	Time Lost	Time Poss	How Ball Obtained	Drive Began	# Play	Yds Gain	Yds Pen	Net Yds	1st Down	Last Scrm	How Given Up
1	12:50	10:50	2:00	Punt	MIA 20	3	8	-5	3	0	MIA 23	Punt
2	8:19	6:45	1:34	Punt	MIA 10	3	2	0	2	0	MIA 12	Punt
3	2:45	1:38	1:07	Punt	MIA 13	3	1	0	1	0	MIA 14	Punt
4	12:20	9:11	3:09	Kickoff	MIA 25	6	24	0	24	2	MIA 49	Punt
5	7:04	5:26	1:38	Punt	MIA 45	3	2	0	2	0	MIA 47	Punt
6	4:09	1:55	2:14	Punt	NYJ 45	5	15	0	15	1	NYJ 30	Field Goal
7	1:09	0:00	1:09	Punt	MIA 16	7	11	15	26	2	MIA 42	Downs
8	15:00	13:34	1:26	Kickoff	MIA 21	3	-4	0	-4	0	MIA 17	Punt
9	10:24	10:10	0:14	Kickoff		0	0	0	0	0		Touchdown
10	3:26	3:09	0:17	Kickoff		0	0	0	0	0		Touchdown
11	1:35	8:48	7:47	Kickoff	MIA 33	13	62	5	67	5	* NYJ 5	Touchdown
12	5:52	3:39	2:13	Kickoff	MIA 26	3	-12	0	-12	0	MIA 14	Punt
13	1:06	0:00	1:06	Downs	MIA 15	3	-5	0	-5	0	MIA 11	End of Game
(279) Average MIA 25												

New York Jets												
#	Time Recd	Time Lost	Time Poss	Ball Obtained	Drive Began	# Play	Yds Gain	Yds Pen	Net Yds	1st Down	Last Scrm	How Given Up
1	15:00	12:50	2:10	Kickoff	NYJ 34	3	8	0	8	0	NYJ 42	Punt
2	10:50	8:19	2:31	Punt	NYJ 35	5	14	0	14	1	NYJ 49	Punt
3	6:45	2:45	4:00	Punt	NYJ 35	8	25	5	30	2	MIA 35	Punt
4	1:38	12:20	4:18	Punt	NYJ 35	11	55	5	60	4	* MIA 5	Field Goal
5	9:11	7:04	2:07	Punt	NYJ 8	4	13	0	13	1	NYJ 21	Punt
6	5:26	4:09	1:17	Punt	NYJ 20	3	-3	0	-3	0	NYJ 17	Punt
7	1:55	1:09	0:46	Kickoff	NYJ 40	3	9	0	9	0	NYJ 49	Punt
8	13:34	10:24	3:10	Punt	NYJ 49	7	14	0	14	1	MIA 37	Field Goal
9	10:10	7:32	2:38	Kickoff	NYJ 28	6	20	0	20	2	MIA 49	Fumble
10	7:32	5:48	1:44	Kickoff	NYJ 33	3	9	-5	4	0	NYJ 37	Punt
11	5:48	3:26	2:22	Muffed Punt	MIA 29	5	29	0	29	3	* MIA 1	Touchdown
12	3:09	1:35	1:34	Kickoff	NYJ 26	3	74	0	74	2	* MIA 19	Touchdown
13	8:48	5:52	2:56	Kickoff	NYJ 19	6	76	5	81	4	* MIA 16	Touchdown
14	3:39	1:06	2:33	Punt	NYJ 45	12	40	0	40	3	* MIA 15	Downs
(478) Average NYJ 34												

Time of Possession by Quarter		1st	2nd	3rd	4th	OT	Total
Visitor	Miami Dolphins	4:41	8:10	3:32	9:31		25:54
Home	New York Jets	10:19	6:50	11:28	5:29		34:06
Kickoff Drive No.-Start Average		Dolphins: 4 - MIA 26		Jets: 6 - NYJ 30			

Miami Dolphins vs New York Jets

11/1/2009 at The Meadowlands

Final Defensive Statistics

Miami Dolphins	Regular Defensive Plays												Special Teams					Misc				
	TKL	AST	COMB	SK /	YDS	TFL	QH	IN	PD	FF	FR		TKL	AST	FF	FR	BL		TKL	AST	FF	FR
G.Wilson	7	0	7	1.0	7.0	1	2	0	0	0	0		0	0	0	0	0		0	0	0	0
R.Starks	7	0	7	1.0	7.0	1	2	0	0	0	0		0	0	0	0	0		0	0	0	0
R.Torbor	4	3	7	0.0	0.0	0	0	0	0	0	0		0	0	0	0	0		0	0	0	0
S.Smith	6	0	6	0.0	0.0	0	0	0	1	0	0		0	0	0	0	0		0	0	0	0
P.Soliai	5	1	6	0.0	0.0	0	0	0	1	1	0		0	0	0	0	0		0	0	0	0
V.Davis	4	2	6	0.0	0.0	0	0	0	2	0	0		1	0	0	0	0		0	0	0	0
A.Ayodele	3	2	5	0.0	0.0	0	0	0	0	0	0		0	0	0	0	0		0	0	0	0
Y.Bell	3	2	5	0.0	0.0	0	0	0	0	0	0		0	0	0	0	0		0	0	0	0
N.Jones	4	0	4	0.0	0.0	0	0	0	0	0	0		2	1	0	0	0		0	0	0	0
J.Taylor	3	1	4	0.0	0.0	0	0	0	0	0	1		0	0	0	0	0		0	0	0	0
P.Merling	3	1	4	0.0	0.0	0	0	0	0	0	0		0	0	0	0	0		0	0	0	0
J.Ferguson	3	1	4	0.0	0.0	1	0	0	0	0	0		0	0	0	0	0		0	0	0	0
K.Langford	3	0	3	0.0	0.0	0	0	0	0	0	0		0	0	0	0	0		0	0	0	0
C.Clemons	1	2	3	0.0	0.0	0	0	0	0	0	0		2	0	0	0	0		0	0	0	0
J.Porter	2	0	2	0.0	0.0	0	0	0	0	0	0		0	0	0	0	0		0	0	0	0
M.Roth	0	1	1	0.0	0.0	0	0	0	0	0	0		0	0	0	0	0		0	0	0	0
T.Culver	0	0	0	0.0	0.0	0	0	0	0	0	0		2	2	0	0	0		0	0	0	0
C.Anderson	0	0	0	0.0	0.0	0	0	0	0	0	0		2	1	0	0	0		0	0	0	0
L.Hilliard	0	0	0	0.0	0.0	0	0	0	0	0	0		1	1	0	0	0		0	0	0	0
J.Denney	0	0	0	0.0	0.0	0	0	0	0	0	0		1	0	0	0	0		0	0	0	0
C.Wake	0	0	0	0.0	0.0	0	0	0	0	0	0		0	1	0	0	0		0	0	0	0
Total	58	16	74	2.0	14.0	3	4	0	4	1	1		11	6	0	0	0		0	0	0	0

TKL /TK=Tackle AST /AS=Assist COMB=Combined TFL=Tackles for a Loss QH=Quarterback Hit
IN=Interception PD=Pass Defense FF =Forced Fumble FR=Fumble Recovery BL=Blocked

New York Jets	Regular Defensive Plays												Special Teams					Misc				
	TKL	AST	COMB	SK /	YDS	TFL	QH	IN	PD	FF	FR		TKL	AST	FF	FR	BL		TKL	AST	FF	FR
B.Scott	7	1	8	1.0	15.0	2	1	0	0	0	0		0	0	0	0	0		0	0	0	0
C.Pace	4	2	6	0.0	0.0	0	0	0	0	0	0		0	0	0	0	0		0	0	0	0
D.Harris	5	0	5	1.0	15.0	1	1	0	0	0	0		0	0	0	0	0		0	0	0	0
S.Ellis	3	2	5	1.5	10.5	1	2	0	0	0	0		0	0	0	0	0		0	0	0	0
S.Pouha	3	2	5	0.0	0.0	1	0	0	0	0	0		0	0	0	0	0		0	0	0	0
M.Douglas	2	3	5	1.0	7.0	1	1	0	0	0	0		0	0	0	0	0		0	0	0	0
J.Leonhard	3	1	4	0.5	4.5	1	1	0	0	0	0		0	0	0	0	0		0	0	0	0
D.Lowery	3	0	3	0.0	0.0	0	0	0	0	0	0		0	0	0	0	0		0	0	0	0
H.Green	1	1	2	0.5	3.5	0	1	0	0	0	0		0	0	0	0	0		0	0	0	0
B.Thomas	0	2	2	0.5	4.5	0	1	0	0	0	0		0	0	0	0	0		0	0	0	0
M.Devito	0	2	2	0.0	0.0	0	0	0	0	0	0		0	0	0	0	0		0	0	0	0
D.Strickland	1	0	1	0.0	0.0	0	0	0	0	0	0		1	0	0	0	0		0	0	0	0
D.Revis	1	0	1	0.0	0.0	0	0	0	0	0	0		0	0	0	0	0		0	0	0	0
K.Rhodes	1	0	1	0.0	0.0	0	0	0	0	0	0		0	0	0	0	0		0	0	0	0
V.Gholston	0	1	1	0.0	0.0	0	0	0	0	0	0		0	1	0	0	0		0	0	0	0
D.Coleman	0	0	0	0.0	0.0	0	0	0	1	0	0		2	0	0	0	0		0	0	0	0
J.Feely	0	0	0	0.0	0.0	0	0	0	0	0	0		2	0	0	0	0		0	0	0	0
J.Ihedigbo	0	0	0	0.0	0.0	0	0	0	0	0	0		1	2	0	0	0		0	0	0	0
L.Izzo	0	0	0	0.0	0.0	0	0	0	0	0	0		1	0	0	0	0		0	0	0	0
W.Wright	0	0	0	0.0	0.0	0	0	0	0	0	0		0	1	0	0	0		0	0	0	0
E.Smith	0	0	0	0.0	0.0	0	0	0	0	0	0		0	1	0	0	0		0	0	0	0
J.Westerman	0	0	0	0.0	0.0	0	0	0	0	0	0		0	0	0	1	0		0	0	0	0
D.Keller	0	0	0	0.0	0.0	0	0	0	0	0	0		0	0	0	0	0		0	0	0	1
Total	34	17	51	6.0	60.0	7	8	0	1	0	0		7	5	0	1	0		0	0	0	1

First Half Summary

PERIOD SCORES				TIME OF POSSESSION			
Dolphins (Visitor)		0	3 = 3	Dolphins		12:51	
Jets (Home)		0	3 = 3	Jets		17:09	

Scoring Plays								Score	
Team	Qtr	Time	Scoring Play					Visitor	Home
Jets	2	12:20	J.Feely 23 yd. Field Goal (11-60, 4:18)					0	3
Dolphins	2	1:55	D.Carpenter 48 yd. Field Goal (5-15, 2:14)					3	3

									Dolphins	Jets
TOTAL FIRST DOWNS									5	8
First Downs Rushing-Passing-by Penalty									0 - 4 - 1	4 - 3 - 1
THIRD DOWN EFFICIENCY									1-8-13%	1-8-13%
TOTAL NET YARDS									63	116
Total Offensive Plays									29	36
NET YARDS RUSHING									14	69
NET YARDS PASSING									49	47
Gross Yards Passing									80	54
Times thrown-yards lost attempting to pass									3-31	1-7
Pass Attempts-Completions-Had Intercepted									17 - 8 - 0	16 - 8 - 0
Punts-Number and Average									5 - 54.2	6 - 36.2
Penalties-Number and Yards									3 - 20	2 - 20
Fumbles-Number and Lost									0 - 0	1 - 0
Red Zone Efficiency									0-0-0%	0-1-0%
Average Drive Start									MIA 26	NYJ 30

Miami Dolphins										New York Jets															
RUSHING					ATT	YDS	AVG	LG	TD	RUSHING					ATT	YDS	AVG	LG	TD						
R.Brown					6	11	1.8	4	0	T.Jones					12	49	4.1	11	0						
R.Williams					3	3	1.0	3	0	S.Greene					5	19	3.8	7	0						
										J.Cotchery					1	1	1.0	1	0						
										M.Sanchez					1	0	0.0	0	0						
Total					9	14	1.6	4	0	Total					19	69	3.6	11	0						
PASSING					ATT	CMP	YDS	SK/YD	TD	LG	IN	RT	PASSING					ATT	CMP	YDS	SK/YD	TD	LG	IN	RT
C.Henne					16	8	80	2/22	0	28	0	64.6	M.Sanchez					16	8	54	1/7	0	25	0	57.8
R.Brown					1	0	0	1/9	0	0	0	39.6													
Total					17	8	80	3/31	0	28	0	60.9	Total					16	8	54	1/7	0	25	0	57.8
PASS RECEIVING					TAR	REC	YDS	AVG	LG	TD	PASS RECEIVING					TAR	REC	YDS	AVG	LG	TD				
R.Williams					2	2	41	20.5	28	0	D.Keller					6	4	21	5.3	11	0				
A.Fasano					4	2	16	8.0	10	0	D.Clowney					2	2	7	3.5	4	0				
D.Bess					3	2	6	3.0	6	0	B.Edwards					4	1	25	25.0	25	0				
J.Haynos					3	1	15	15.0	15	0	T.Richardson					1	1	1	1.0	1	0				
R.Brown					2	1	2	2.0	2	0	J.Cotchery					3	0	0	0.0	0	0				
G.Camarillo					1	0	0	0.0	0	0															
T.Ginn					1	0	0	0.0	0	0															
B.Hartline					1	0	0	0.0	0	0															
Total					17	8	80	10.0	28	0	Total					16	8	54	6.8	25	0				

Miami Dolphins	Regular Defensive Plays												Special Teams						Misc			
	TKL	AST	COMB	SK	/	YDS	TFL	QH	IN	PD	FF	FR	TKL	AST	FF	FR	BL	TKL	AST	FF	FR	
G.Wilson	5	0	5	1.0		7.0	1	2	0	0	0	0	0	0	0	0	0	0	0	0	0	
V.Davis	2	2	4	0.0		0.0	0	0	0	1	0	0	0	0	0	0	0	0	0	0	0	
A.Ayodele	3	0	3	0.0		0.0	0	0	0	0	0	0	0	0	0	0	0	0	0	0	0	
Y.Bell	2	0	2	0.0		0.0	0	0	0	0	0	0	0	0	0	0	0	0	0	0	0	

New York Jets										Regular Defensive Plays										Special Teams						Misc			
---------------	--	--	--	--	--	--	--	--	--	-------------------------	--	--	--	--	--	--	--	--	--	---------------	--	--	--	--	--	------	--	--	--

First Half Summary

[illegible]

MIA wins the coin toss and elects to defer. NYJ elects to Receive, and MIA elects to defend the east goal.
D.Carpenter kicks 63 yards from MIA 30 to NYJ 7. J.Miller to NYJ 34 for 27 yards (N.Jones, L.Hilliard).

New York Jets at 15:00, (1st play from scrimmage 14:53)

- 1-10-NYJ 34 (14:53) T.Jones left guard to NYJ 35 for 1 yard (R.Torbor).
- 2-9-NYJ 35 (14:12) M.Sanchez pass short right to D.Keller to NYJ 39 for 4 yards (C.Clemons).
- 3-5-NYJ 39 (13:34) (Shotgun) M.Sanchez pass short right to D.Clowney to NYJ 42 for 3 yards (V.Davis).
- 4-2-NYJ 42 (13:02) S.Weatherford punts 47 yards to MIA 11, Center-J.Dearth. D.Bess to MIA 20 for 9 yards (D.Coleman, J.Ihedigbo).

Miami Dolphins at 12:50

- 1-10-MIA 20 (12:50) R.Brown left tackle to MIA 22 for 2 yards (D.Harris, S.Pouha).
- 2-8-MIA 22 (12:12) C.Henne pass short middle to A.Fasano to MIA 12 for -10 yards (J.Leonhard).
PENALTY on MIA-A.Fasano, Offensive Pass Interference, 10 yards, enforced at MIA 22 - No Play.
- 2-18-MIA 12 (11:45) C.Henne pass short left to A.Fasano to MIA 18 for 6 yards (C.Pace).
- 3-12-MIA 18 (11:17) (Shotgun) C.Henne pass incomplete deep right to B.Hartline.
- 4-12-MIA 18 (11:02) B.Fields punts 46 yards to NYJ 36, Center-J.Denney. J.Leonhard to NYJ 44 for 8 yards (N.Jones).
PENALTY on NYJ-L.Izzo, Running Into the Kicker, 5 yards, enforced at MIA 18 - No Play.
- 4-7-MIA 23 (11:01) B.Fields punts 50 yards to NYJ 27, Center-J.Denney. J.Leonhard to NYJ 35 for 8 yards (C.Clemons, T.Culver).

New York Jets at 10:50

- 1-10-NYJ 35 (10:50) NYJ #75 Turner reports as eligible. T.Jones right tackle to NYJ 38 for 3 yards (J.Porter).
- 2-7-NYJ 38 (10:16) NYJ #75 Turner and #78 Hunter report as eligible. T.Jones up the middle to NYJ 48 for 10 yards (G.Wilson). R1
- 1-10-NYJ 48 (9:42) M.Sanchez pass incomplete short right to D.Keller.
- 2-10-NYJ 48 (9:38) T.Jones left tackle to NYJ 48 for no gain (R.Starks).
- 3-10-NYJ 48 (8:55) M.Sanchez pass short right to T.Richardson to NYJ 49 for 1 yard (A.Ayodele).
- 4-9-NYJ 49 (8:26) S.Weatherford punts 41 yards to MIA 10, Center-J.Dearth, downed by NYJ-D.Harris.

Miami Dolphins at 8:19

- 1-10-MIA 10 (8:19) R.Williams right guard to MIA 13 for 3 yards (C.Pace, M.Douglas).
- 2-7-MIA 13 (7:43) R.Williams up the middle to MIA 12 for -1 yards (S.Pouha).
- 3-8-MIA 12 (7:03) (Shotgun) C.Henne pass incomplete short left to T.Ginn.
- 4-8-MIA 12 (6:58) B.Fields punts 66 yards to NYJ 22, Center-J.Denney. J.Leonhard to NYJ 35 for 13 yards (J.Denney, C.Wake).

New York Jets at 6:45

- 1-10-NYJ 35 (6:45) NYJ #6 Sanchez handed off to #20 Jones then passed backward to Sanchez (Flea-flicker). M.Sanchez pass incomplete deep right to B.Edwards.
- 2-10-NYJ 35 (6:45) *PENALTY on MIA-P.Merling, Neutral Zone Infraction, 5 yards, enforced at NYJ 35 - No Play.*
- 2-5-NYJ 40 (6:37) S.Greene right tackle to NYJ 44 for 4 yards (K.Langford).
- 3-1-NYJ 44 (6:03) M.Sanchez pass short right to D.Keller to NYJ 49 for 5 yards (Y.Bell, M.Roth). P2
- 1-10-NYJ 49 (5:40) S.Greene right end to 50 for 1 yard (P.Merling, J.Ferguson).
- 2-9-50 (5:01) M.Sanchez pass short left to D.Keller to MIA 39 for 11 yards (N.Jones). P3
- 1-10-MIA 39 (4:17) S.Greene right tackle to MIA 36 for 3 yards (Y.Bell, V.Davis).
- 2-7-MIA 36 (3:43) J.Cotchery left end to MIA 35 for 1 yard (S.Smith, P.Merling).
- 3-6-MIA 35 (2:57) (Shotgun) M.Sanchez pass incomplete short right to D.Keller [G.Wilson]. NYJ-M.Sanchez was injured during the play.
- 4-6-MIA 35 (2:53) S.Weatherford punts 22 yards to MIA 13, Center-J.Dearth, fair catch by D.Bess.

Miami Dolphins at 2:45

- 1-10-MIA 13 (2:45) C.Henne pass incomplete deep left to A.Fasano.
- 2-10-MIA 13 (2:39) MIA #75 Garner reports as eligible. Direct snap to #23 Brown, whom then handed off to #34 Williams. R.Williams right end to MIA 14 for 1 yard (C.Pace, M.Douglas).
- 3-9-MIA 14 (1:56) Direct snap to #23 Brown. R.Brown pass incomplete short left to J.Haynos (D.Coleman).
- 4-9-MIA 14 (1:48) B.Fields punts 59 yards to NYJ 27, Center-J.Denney. J.Leonhard to NYJ 35 for 8 yards (C.Anderson, T.Culver).

New York Jets at 1:38

- 1-10-NYJ 35 (1:38) T.Jones right tackle to NYJ 41 for 6 yards (A.Ayodele).
- 2-4-NYJ 41 (1:09) T.Jones left end pushed ob at NYJ 46 for 5 yards (G.Wilson). R4
- 1-10-NYJ 46 (:45) T.Jones right guard to NYJ 49 for 3 yards (A.Ayodele).
- 2-7-NYJ 49 (:09) M.Sanchez pass incomplete short right to B.Edwards.
- PENALTY on MIA-V.Davis, Illegal Contact, 5 yards, enforced at NYJ 49 - No Play.* X5
- 1-10-MIA 46 (:02) T.Jones right guard to MIA 45 for 1 yard (J.Taylor).

END OF QUARTER	Score	Time	First Downs				Efficiencies	
==== Quarter Summary =====		Poss	R	P	X	T	3Down	4Down
Miami Dolphins	0	4:41	0	0	0	0	0/3	0/0
New York Jets	0	10:19	2	2	1	5	1/4	0/0

New York Jets continued.

2-9-MIA 45	(15:00) M.Sanchez pass deep middle to B.Edwards to MIA 20 for 25 yards (S.Smith).	P6
<u>1-10-MIA 20</u>	(14:23) T.Jones right tackle to MIA 16 for 4 yards (V.Davis).	
2-6-MIA 16	(13:47) S.Greene left end to MIA 9 for 7 yards (R.Starks, C.Clemons).	R7
<u>1-9-MIA 9</u>	(13:08) #78 Hunter and #75 Turner report eligible T.Jones right tackle to MIA 5 for 4 yards (G.Wilson).	
2-5-MIA 5	(12:34) M.Sanchez pass incomplete short right to B.Edwards.	
3-5-MIA 5	(12:29) (Shotgun) M.Sanchez pass incomplete short left to J.Cotchery (S.Smith).	
4-5-MIA 5	(12:25) J.Feely 23 yard field goal is GOOD, Center-J.Dearth, Holder-K.Clemens.	
MIA 0 NYJ 3, 11 plays, 60 yards, 1 penalty, 4:18 drive, 2:40 elapsed		

J.Feely kicks 67 yards from NYJ 30 to MIA 3. T.Ginn to MIA 25 for 22 yards (J.Feely).

Miami Dolphins at 12:20, (1st play from scrimmage 12:13)

1-10-MIA 25	(12:13) C.Henne pass short right to J.Haynos pushed ob at MIA 40 for 15 yards (B.Scott).	P1
<u>1-10-MIA 40</u>	(11:47) C.Henne sacked at MIA 33 for -7 yards (M.Douglas).	
2-17-MIA 33	(11:07) C.Henne pass short right to R.Williams pushed ob at NYJ 39 for 28 yards (D.Lowery).	P2
<u>1-10-NYJ 39</u>	(10:39) C.Henne pass incomplete short left to R.Brown.	
2-10-NYJ 39	(10:34) R.Brown left guard to NYJ 36 for 3 yards (S.Ellis).	
3-7-NYJ 36	(9:51) (Shotgun) C.Henne sacked at MIA 49 for -15 yards (D.Harris).	
4-22-MIA 49	(9:19) B.Fields punts 43 yards to NYJ 8, Center-J.Denney, fair catch by J.Leonhard.	

New York Jets at 9:11

1-10-NYJ 8	(9:11) T.Jones up the middle to NYJ 19 for 11 yards (J.Porter).	R8
<u>1-10-NYJ 19</u>	(8:34) T.Jones left guard to NYJ 20 for 1 yard (J.Ferguson).	
2-9-NYJ 20	(7:57) M.Sanchez pass short right to D.Keller to NYJ 21 for 1 yard (N.Jones).	
3-8-NYJ 21	(7:17) (Shotgun) M.Sanchez pass incomplete short left to J.Cotchery.	
4-8-NYJ 21	(7:12) S.Weatherford punts 34 yards to MIA 45, Center-J.Dearth. D.Bess to MIA 45 for no gain (J.Ihedigbo, W.Wright).	

Miami Dolphins at 7:04

1-10-MIA 45	(7:04) C.Henne pass short right to R.Brown to MIA 47 for 2 yards (D.Harris).	
2-8-MIA 47	(6:24) R.Brown left end to MIA 47 for no gain (D.Harris, C.Pace).	
3-8-MIA 47	(5:40) C.Henne pass incomplete short left to J.Haynos.	
4-8-MIA 47	(5:35) B.Fields punts 53 yards to end zone, Center-J.Denney, Touchback.	

New York Jets at 5:26

1-10-NYJ 20	(5:26) M.Sanchez pass incomplete short right to B.Edwards (P.Soliai, V.Davis).	
2-10-NYJ 20	(5:22) S.Greene right tackle to NYJ 24 for 4 yards (K.Langford, V.Davis).	
3-6-NYJ 24	(4:46) (Shotgun) M.Sanchez sacked at NYJ 17 for -7 yards (G.Wilson).	
4-13-NYJ 17	(4:19) S.Weatherford punts 38 yards to MIA 45, Center-J.Dearth. D.Bess to NYJ 45 for 10 yards (D.Coleman, E.Smith).	

Miami Dolphins at 4:09

1-10-NYJ 45	(4:09) C.Henne pass short right to R.Williams ran ob at NYJ 32 for 13 yards.	P3
<u>1-10-NYJ 32</u>	(3:43) #75 Garner reports eligible Direct snap to #23 R. Brown R.Brown right guard to NYJ 31 for 1 yard (H.Green, B.Thomas).	
2-9-NYJ 31	(2:55) Direct snap to #23 R. Brown R.Brown sacked at NYJ 40 for -9 yards (sack split by J.Leonhard and B.Thomas).	
3-18-NYJ 40	(2:22) C.Henne pass short left to A.Fasano to NYJ 30 for 10 yards (D.Strickland, V.Gholston).	

Two-Minute Warning

4-8-NYJ 30	(2:00) D.Carpenter 48 yard field goal is GOOD, Center-J.Denney, Holder-B.Fields.	
MIA 3 NYJ 3, 5 plays, 15 yards, 2:14 drive, 13:05 elapsed		

D.Carpenter kicks 55 yards from MIA 30 to NYJ 15, out of bounds.

New York Jets at 1:55

1-10-NYJ 40	(1:55) (Shotgun) M.Sanchez FUMBLES (Aborted) at NYJ 40, recovered by NYJ-D.Keller at NYJ 45. D.Keller to NYJ 45 for no gain (J.Taylor).	
2-5-NYJ 45	(1:24) M.Sanchez pass incomplete short right to J.Cotchery.	
3-5-NYJ 45	(1:24) (Shotgun) M.Sanchez pass short middle to D.Clowney to NYJ 49 for 4 yards (G.Wilson). Timeout #1 by MIA at 01:18.	
4-1-NYJ 49	(1:18) S.Weatherford punts 35 yards to MIA 16, Center-J.Dearth, out of bounds.	

Miami Dolphins at 1:09

1-10-MIA 16	(1:09) R.Brown left guard to MIA 20 for 4 yards (S.Ellis, B.Scott).	
2-6-MIA 20	(:36) R.Brown up the middle to MIA 21 for 1 yard (J.Leonhard). Timeout #1 by NYJ at 00:29.	
3-5-MIA 21	(:29) C.Henne pass short right to D.Bess to MIA 27 for 6 yards (D.Lowery, J.Leonhard). <i>PENALTY on NYJ-D.Lowery, Face Mask (15 Yards), 15 yards, enforced at MIA 27.</i>	P4
<u>1-10-MIA 42</u>	(:24) C.Henne pass incomplete short left to A.Fasano.	X5
2-10-MIA 42	(:18) C.Henne pass incomplete short middle to D.Bess.	
3-10-MIA 42	(:13) C.Henne pass short left to D.Bess to MIA 42 for no gain (M.Douglas). Timeout #2 by NYJ at 00:04. Timeout #2 by MIA at 00:04.	
4-10-MIA 42	(:04) C.Henne pass incomplete deep right to G.Camarillo.	

END OF QUARTER	Score	Time	First Downs				Efficiencies	
==== Quarter Summary ====		Poss	R	P	X	T	3Down	4Down
Miami Dolphins	3	8:10	0	4	1	5	1/5	0/1
New York Jets	3	6:50	2	1	0	3	0/4	0/0

MIA elects to Receive, and NYJ elects to defend the East goal.									
J.Feely kicks 72 yards from NYJ 30 to MIA -2. T.Ginn to MIA 21 for 23 yards (J.Feely).									
Miami Dolphins at 15:00, (1st play from scrimmage 14:54)									
1-10-MIA 21	(14:54)	(Shotgun) C.Henne pass incomplete short middle to A.Fasano.							
2-10-MIA 21	(14:48)	R.Williams left guard to MIA 24 for 3 yards (B.Scott, S.Pouha).							
3-7-MIA 24	(14:11)	C.Henne sacked at MIA 17 for -7 yards (S.Ellis).							
4-14-MIA 17	(13:45)	B.Fields punts 45 yards to NYJ 38, Center-J.Denney. J.Leonhard to NYJ 49 for 11 yards (T.Culver).							
New York Jets at 13:34									
1-10-NYJ 49	(13:34)	T.Jones left end to NYJ 48 for -1 yards (J.Ferguson, R.Torbor).							
2-11-NYJ 48	(13:02)	T.Jones left tackle to 50 for 2 yards (R.Starks).							
3-9-50	(12:24)	#75 Turner reports as eligible receiver. T.Jones up the middle to MIA 39 for 11 yards (Y.Bell).							
1-10-MIA 39	(11:45)	#78 Hunter reports as eligible receiver. T.Jones up the middle to MIA 37 for 2 yards (P.Soliai, A.Ayodele).							
2-8-MIA 37	(11:10)	T.Jones right guard to MIA 37 for no gain (J.Ferguson).							
3-8-MIA 37	(10:34)	M.Sanchez pass incomplete deep middle to D.Keller.							
4-8-MIA 37	(10:29)	J.Feely 55 yard field goal is GOOD, Center-J.Dearth, Holder-K.Clemens.							
MIA 3 NYJ 6, 7 plays, 14 yards, 3:10 drive, 4:36 elapsed									
J.Feely kicks 70 yards from NYJ 30 to MIA 0. T.Ginn for 100 yards, TOUCHDOWN.									
Miami Dolphins at 10:24									
D.Carpenter extra point is GOOD, Center-J.Denney, Holder-B.Fields.									
MIA 10 NYJ 6, 0 plays, 100 yards, 0:14 drive, 4:50 elapsed									
D.Carpenter kicks 67 yards from MIA 30 to NYJ 3. J.Miller to NYJ 28 for 25 yards (N.Jones).									
New York Jets at 10:10, (1st play from scrimmage 10:05)									
1-10-NYJ 28	(10:05)	M.Sanchez pass short right to D.Keller to NYJ 39 for 11 yards (S.Smith).							
1-10-NYJ 39	(9:33)	#75 Turner and #78 Hunter report as eligible receivers. T.Jones right tackle to NYJ 44 for 5 yards (R.Starks).							
2-5-NYJ 44	(8:55)	T.Jones left tackle to NYJ 46 for 2 yards (P.Soliai).							
3-3-NYJ 46	(8:19)	M.Sanchez pass short right to J.Cotchery pushed ob at MIA 49 for 5 yards (S.Smith).							
1-10-MIA 49	(7:52)	#75 Turner reports as eligible receiver. M.Sanchez pass incomplete short left to J.Cotchery [R.Starks].							
2-10-MIA 49	(7:32)	S.Greene to 50 for -1 yards (P.Soliai). FUMBLES (P.Soliai), RECOVERED by MIA-J.Taylor at NYJ 48. J.Taylor for 48 yards, TOUCHDOWN.							
Miami Dolphins at 7:32									
D.Carpenter extra point is GOOD, Center-J.Denney, Holder-B.Fields.									
MIA 17 NYJ 6, 0 plays, 48 yards, 0:00 drive , 7:28 elapsed									
D.Carpenter kicks 57 yards from MIA 30 to NYJ 13. J.Miller to NYJ 33 for 20 yards (C.Anderson, N.Jones).									
New York Jets at 7:32, (1st play from scrimmage 7:26)									
1-10-NYJ 33	(7:26)	S.Greene right end to NYJ 33 for no gain (R.Torbor, Y.Bell).							
2-10-NYJ 33	(7:26)	PENALTY on NYJ-B.Moore, False Start, 5 yards, enforced at NYJ 33 - No Play.							
2-15-NYJ 28	(6:38)	M.Sanchez pass incomplete short middle to S.Greene.							
3-15-NYJ 28	(6:33)	(Shotgun) M.Sanchez pass short left to D.Clowney to NYJ 37 for 9 yards (N.Jones).							
4-6-NYJ 37	(6:00)	S.Weatherford punts 37 yards to MIA 26, Center-J.Dearth. D.Bess MUFFS catch, RECOVERED by NYJ-J.Westerman at MIA 29. J.Westerman to MIA 29 for no gain (T.Culver).							
New York Jets at 5:48									
1-10-MIA 29	(5:48)	#75 Turner and #78 Hunter report as eligible receivers. T.Jones right end to MIA 26 for 3 yards (V.Davis, Y.Bell).							
2-7-MIA 26	(5:27)	M.Sanchez pass short right to B.Edwards to MIA 16 for 10 yards (V.Davis).							
1-10-MIA 16	(4:48)	T.Jones right guard to MIA 13 for 3 yards (K.Langford, A.Ayodele).							
2-7-MIA 13	(4:08)	M.Sanchez pass short middle to D.Keller to MIA 1 for 12 yards (G.Wilson).							
1-1-MIA 1	(3:32)	#75 Turner reports as eligible receiver. M.Sanchez left end for 1 yard, TOUCHDOWN.							
PENALTY on NYJ-B.Hartsock, False Start, 5 yards, enforced at MIA 2 - No Play.									
J.Feely extra point is GOOD, Center-J.Dearth, Holder-K.Clemens.									
MIA 17 NYJ 13, 5 plays, 29 yards, 2:22 drive, 11:34 elapsed									
J.Feely kicks 71 yards from NYJ 30 to MIA -1. T.Ginn for 101 yards, TOUCHDOWN.									
Miami Dolphins at 3:26									
D.Carpenter extra point is GOOD, Center-J.Denney, Holder-B.Fields.									
MIA 24 NYJ 13, 0 plays, 100 yards, 0:17 drive, 11:51 elapsed									
D.Carpenter kicks 65 yards from MIA 30 to NYJ 5. J.Miller to NYJ 26 for 21 yards (C.Clemons, C.Anderson).									
New York Jets at 3:09, (1st play from scrimmage 3:01)									
1-10-NYJ 26	(3:01)	M.Sanchez pass short right to J.Cotchery to MIA 21 for 53 yards (S.Smith).							
1-10-MIA 21	(2:14)	T.Jones left tackle to MIA 19 for 2 yards (P.Merling, P.Soliai).							
2-8-MIA 19	(1:44)	M.Sanchez pass deep left to B.Edwards for 19 yards, TOUCHDOWN.							
Timeout #1 by NYJ at 01:35.									
TWO-POINT CONVERSION ATTEMPT. M.Sanchez pass to B.Edwards is incomplete. ATTEMPT FAILS.									
MIA 24 NYJ 19, 3 plays, 74 yards, 1:34 drive, 13:25 elapsed									
J.Feely kicks 66 yards from NYJ 30 to MIA 4. T.Ginn to MIA 33 for 29 yards (L.Izzo, V.Gholston).									
Miami Dolphins at 1:35, (1st play from scrimmage 1:27)									
1-10-MIA 33	(1:27)	R.Brown right end to MIA 37 for 4 yards (D.Revis, M.Douglas).							
2-6-MIA 37	(:46)	L.Polite up the middle to MIA 40 for 3 yards (B.Scott, M.Devito).							
3-3-MIA 40	(:09)	(Shotgun) C.Henne pass short right to D.Bess pushed ob at MIA 46 for 6 yards (D.Lowery).							
END OF QUARTER		Score	Time	First Downs				Efficiencies	
==== Quarter Summary =====			Poss	R	P	X	T	3Down	4Down
Miami Dolphins		24	3:32	0	1	0	1	1/2	0/0
New York Jets		19	11:28	2	6	0	8	2/4	0/0

Miami Dolphins continued.

<u>1-10-MIA 46</u>	(15:00) C.Henne sacked at MIA 39 for -7 yards (sack split by S.Ellis and H.Green).	
2-17-MIA 39	(14:24) C.Henne pass short right to G.Camarillo ran ob at NYJ 46 for 15 yards.	
3-2-NYJ 46	(13:52) Direct snap to #23 Brown. R.Brown right guard to NYJ 33 for 13 yards (D.Harris).	R7
<u>1-10-NYJ 33</u>	(13:08) Direct snap to #23 Brown. R.Brown right tackle to NYJ 33 for no gain (C.Pace).	
2-10-NYJ 33	(12:29) Direct snap to #23 Brown. R.Brown left tackle to NYJ 33 for no gain (S.Pouha, M.Devito).	
3-10-NYJ 33	(11:49) R.Williams left guard to NYJ 22 for 11 yards (K.Rhodes).	R8
<u>1-10-NYJ 22</u>	(11:12) C.Henne pass short left to D.Bess to NYJ 16 for 6 yards (B.Scott).	
2-4-NYJ 16	(10:37) R.Williams right guard to NYJ 9 for 7 yards (J.Leonhard).	R9
<u>1-9-NYJ 9</u>	(10:02) R.Brown right tackle to NYJ 10 for -1 yards (B.Scott, C.Pace).	
2-10-NYJ 10	(9:20) #6 White in at QB. R.Brown right end to NYJ 5 for 5 yards (D.Lowery, D.Harris).	
	<i>PENALTY on NYJ, Defensive 12 On-field, 5 yards, enforced at NYJ 10 - No Play.</i>	
2-5-NYJ 5	(8:53) C.Henne pass short right to J.Haynos for 5 yards, TOUCHDOWN.	P10
	(Pass formation) TWO-POINT CONVERSION ATTEMPT. C.Henne pass to G.Camarillo is incomplete. ATTEMPT FAILS.	

MIA 30 NYJ 19, 13 plays, 67 yards, 1 penalty, 7:47 drive, 6:12 elapsed

D.Carpenter kicks 73 yards from MIA 30 to NYJ -3. J.Miller to NYJ 19 for 22 yards (V.Davis).

New York Jets at 8:48, (1st play from scrimmage 8:41)

1-10-NYJ 19	(8:41) T.Jones right tackle to NYJ 26 for 7 yards (J.Taylor).	
	<i>PENALTY on MIA-P.Soliai, Defensive Holding, 5 yards, enforced at NYJ 26.</i>	<i>X17</i>
<u>1-10-NYJ 31</u>	(8:21) M.Sanchez pass short left to T.Jones to MIA 41 for 28 yards (G.Wilson, R.Torbor).	P18
<u>1-10-MIA 41</u>	(7:50) S.Greene left tackle to MIA 39 for 2 yards (P.Soliai, R.Torbor).	
2-8-MIA 39	(7:08) M.Sanchez pass short left to B.Edwards to MIA 19 for 20 yards (S.Smith).	P19
<u>1-10-MIA 19</u>	(6:30) T.Jones right guard to MIA 16 for 3 yards (R.Starks).	
2-7-MIA 16	(5:58) M.Sanchez pass deep right to D.Keller for 16 yards, TOUCHDOWN.	P20
	(Pass formation) TWO-POINT CONVERSION ATTEMPT. M.Sanchez pass to W.Wright is complete. ATTEMPT SUCCEEDS.	
	<i>PENALTY on NYJ, Illegal Shift, 5 yards, enforced at MIA 2 - No Play.</i>	
	(Pass formation) TWO-POINT CONVERSION ATTEMPT. M.Sanchez pass to D.Keller is incomplete. ATTEMPT FAILS.	

MIA 30 NYJ 25, 6 plays, 81 yards, 1 penalty, 2:56 drive, 9:08 elapsed
--

J.Feely kicks 68 yards from NYJ 30 to MIA 2. T.Ginn to MIA 26 for 24 yards (D.Strickland, J.Ihedigbo).

Miami Dolphins at 5:52, (1st play from scrimmage 5:43)

1-10-MIA 26	(5:43) R.Williams up the middle to MIA 27 for 1 yard (S.Pouha).	
2-9-MIA 27	(5:08) R.Williams left end to MIA 29 for 2 yards (B.Scott, S.Ellis).	
3-7-MIA 29	(4:24) (Shotgun) C.Henne sacked at MIA 14 for -15 yards (B.Scott).	
4-22-MIA 14	(3:51) B.Fields punts 46 yards to NYJ 40, Center-J.Denney. J.Leonhard to NYJ 45 for 5 yards (L.Hilliard).	

New York Jets at 3:39

1-10-NYJ 45	(3:39) M.Sanchez scrambles right end to NYJ 49 for 4 yards (P.Soliai, J.Taylor).	
2-6-NYJ 49	(3:03) M.Sanchez pass short left to J.Cotchery ran ob at MIA 39 for 12 yards.	P21
<u>1-10-MIA 39</u>	(2:57) M.Sanchez pass incomplete short left to B.Edwards.	
2-10-MIA 39	(2:52) T.Jones right tackle to MIA 28 for 11 yards (N.Jones, C.Clemons).	R22
<u>1-10-MIA 28</u>	(2:21) T.Jones up the middle to MIA 28 for no gain (R.Torbor).	
	Timeout #1 by MIA at 02:15.	
2-10-MIA 28	(2:15) M.Sanchez pass incomplete short middle to D.Keller.	
3-10-MIA 28	(2:10) M.Sanchez pass incomplete short right to J.Cotchery (V.Davis).	
4-10-MIA 28	(2:05) M.Sanchez pass deep left to D.Keller to MIA 12 for 16 yards (R.Torbor).	P23
	<i>Penalty on MIA-R.Torbor, Defensive Pass Interference, declined.</i>	

Two-Minute Warning

<u>1-10-MIA 12</u>	(1:56) #75 Turner & 78 Hunter report eligible. T.Jones left tackle to MIA 9 for 3 yards (P.Merling).	
	Timeout #2 by MIA at 01:50.	
2-7-MIA 9	(1:50) M.Sanchez scrambles up the middle to MIA 8 for 1 yard (R.Starks).	
	Timeout #3 by MIA at 01:42.	
3-6-MIA 8	(1:42) (Shotgun) M.Sanchez sacked at MIA 15 for -7 yards (R.Starks).	
	Timeout #2 by NYJ at 01:16.	
4-13-MIA 15	(1:16) (Shotgun) M.Sanchez pass incomplete short left to D.Keller.	

Miami Dolphins at 1:06

1-10-MIA 15	(1:06) C.Henne kneels to MIA 13 for -2 yards.	
	Timeout #3 by NYJ at 01:03.	
2-12-MIA 13	(1:03) C.Henne kneels to MIA 11 for -2 yards.	
3-14-MIA 11	(:23) C.Henne kneels to MIA 10 for -1 yards.	

END OF QUARTER	Score	Time	First Downs				Efficiencies	
==== Quarter Summary =====		Poss	R	P	X	T	3Down	4Down
Miami Dolphins	30	9:31	3	1	0	4	2/4	0/0
New York Jets	25	5:29	1	5	1	7	0/2	1/2

Miscellaneous Statistics Report

Miami Dolphins vs New York Jets
11/1/2009 at The Meadowlands

Ten Longest Plays for Miami Dolphins

Yards	Qtr	Play Start	Play Description
28	2	2-17-MIA 33	(11:07) C.Henne pass short right to R.Williams pushed ob at NYJ 39 for 28 yards (D.Lowery).
21	2	3-5-MIA 21	(:29) C.Henne pass short right to D.Bess to MIA 27 for 6 yards (D.Lowery, J.Leonhard). PENALTY on NYJ-D.Lowery, Face Mask (15 Yards), 15 yards, enforced at MIA 27.
15	2	1-10-MIA 25	(12:13) C.Henne pass short right to J.Haynos pushed ob at MIA 40 for 15 yards (B.Scott).
15	4	2-17-MIA 39	(14:24) C.Henne pass short right to G.Camarillo ran ob at NYJ 46 for 15 yards.
13	2	1-10-NYJ 45	(4:09) C.Henne pass short right to R.Williams ran ob at NYJ 32 for 13 yards.
13	4	3-2-NYJ 46	(13:52) Direct snap to #23 Brown. R.Brown right guard to NYJ 33 for 13 yards (D.Harris).
11	4	3-10-NYJ 33	(11:49) R.Williams left guard to NYJ 22 for 11 yards (K.Rhodes).
10	2	3-18-NYJ 40	(2:22) C.Henne pass short left to A.Fasano to NYJ 30 for 10 yards (D.Strickland, V.Gholston).
7	4	2-4-NYJ 16	(10:37) R.Williams right guard to NYJ 9 for 7 yards (J.Leonhard).
6	1	2-18-MIA 12	(11:45) C.Henne pass short left to A.Fasano to MIA 18 for 6 yards (C.Pace).

Ten Longest Plays for New York Jets

Yards	Qtr	Play Start	Play Description
53	3	1-10-NYJ 26	(3:01) M.Sanchez pass short right to J.Cotchery to MIA 21 for 53 yards (S.Smith).
28	4	1-10-NYJ 31	(8:21) M.Sanchez pass short left to T.Jones to MIA 41 for 28 yards (G.Wilson, R.Torbor).
25	2	2-9-MIA 45	(15:00) M.Sanchez pass deep middle to B.Edwards to MIA 20 for 25 yards (S.Smith).
20	4	2-8-MIA 39	(7:08) M.Sanchez pass short left to B.Edwards to MIA 19 for 20 yards (S.Smith).
19	3	2-8-MIA 19	(1:44) M.Sanchez pass deep left to B.Edwards for 19 yards, TOUCHDOWN.
16	4	4-10-MIA 28	(2:05) M.Sanchez pass deep left to D.Keller to MIA 12 for 16 yards (R.Torbor). Penalty on MIA-R.Torbor, Defensive Pass Interference, declined.
16	4	2-7-MIA 16	(5:58) M.Sanchez pass deep right to D.Keller for 16 yards, TOUCHDOWN.
12	3	2-7-MIA 13	(4:08) M.Sanchez pass short middle to D.Keller to MIA 1 for 12 yards (G.Wilson).
12	4	2-6-NYJ 49	(3:03) M.Sanchez pass short left to J.Cotchery ran ob at MIA 39 for 12 yards.
12	4	1-10-NYJ 19	(8:41) T.Jones right tackle to NYJ 26 for 7 yards (J.Taylor). PENALTY on MIA-P.Soliai, Defensive Holding, 5 yards, enforced at NYJ 26.

Touchdown Scoring Information

		Offense	Defense	Special Teams
VISITOR:	Miami Dolphins	1	1	2
HOME:	New York Jets	3	0	0

MIAMI DOLPHINS ALPHABETICAL ROSTER
(As of November 2, 2009)

NFL									2009 Games	
No.	Name	Pos.	Ht.	Wt.	Birthdate	Exp.	College	Hometown	How Acq.	P-S-DN-IA
32	Allen, Jason	CB	6-1	200	7/5/83	4	Tennessee '06	Muscle Shoals, Ala.	D1, '06	7-0-0-0
56	Anderson, Charlie	LB	6-4	250	12/8/81	6	Mississippi '05	Jackson, Miss.	UFA, '08 (Hou.)	7-0-0-0
51	Ayodele, Akin	LB	6-2	245	9/17/79	8	Purdue '02	Irving, Texas	T, '08 (Dall.)	7-6-0-0
37	Bell, Jeremiah	S	6-0	205	3/3/78	6	Eastern Kentucky '03	Winchester, Ky.	D6c, '03	7-6-0-0
67	Berger, Joe	G	6-5	315	5/25/82	5	Michigan Tech '05	Newaygo, Mich.	UFA, '09 (Dall.)	7-0-0-0
15	Bess, Davone	WR	5-10	190	9/13/85	2	Hawaii '09	Oakland, Calif.	FA, '08	7-0-0-0
23	Brown, Ronnie	RB	6-0	230	12/12/81	5	Auburn '05	Cartersville, Ga.	D1, '05	7-7-0-0
83	Camarillo, Greg	WR	6-1	190	4/18/82	4	Stanford '05	Menlo Park, Calif.	Wai, '07 (S.D.)	7-7-0-0
72	Carey, Vernon	T	6-5	340	7/31/81	6	Miami (Fla.) '04	Miami, Fla.	D1, '04	7-7-0-0
5	Carpenter, Dan	K	6-2	225	11/25/85	2	Montana '08	Helena, Mont.	FA, '08	7-0-0-0
30	Clemons, Chris	FS	6-1	210	9/15/85	R	Clemson '09	Arcadia, FL	D5b, '09	2-1-0-5
52	Crowder, Channing	LB	6-2	250	12/2/83	5	Florida '06	Atlanta, Ga.	D3, '05	6-6-0-1
29	Culver, Tyrone	S	6-1	210	7/6/83	4	Fresno State '06	Palmdale, Calif.	FA, '08	7-0-0-0
21	Davis, Vontae	CB	5-11	203	5/27/88	R	Illinois '10	Washington, D.C.	D1, '09	7-1-0-0
92	Denney, John	LS	6-5	255	12/13/78	5	Brigham Young '05	Thornton, Colo.	FA, '05	7-0-0-0
71	Dotson, Lionel	DE	6-4	290	2/11/85	2	Arizona '08	Houston, Texas	D7, '08	0-0-0-7
80	Fasano, Anthony	TE	6-4	255	4/20/84	4	Notre Dame '06	Verona, N.J.	T, '08 (Dall.)	7-7-0-0
95	Ferguson, Jason	DT	6-3	310	11/28/74	13	Georgia '97	Tupelo, Miss.	T, '08 (Dall.)	7-7-0-0
2	Fields, Brandon	P	6-5	245	5/21/84	3	Michigan State '07	Toledo, Ohio	D7b, '07	7-0-0-0
63	Gardner, Andrew	T	6-6	305	4/4/86	R	Georgia Tech '09	Tyrone, GA	D6, '09	0-0-0-7
75	Garner, Nate	T	6-7	325	1/18/85	2	Arkansas '07	Roland, Ark	Wai., '08 (NYJ)	7-0-0-0
19	Ginn, Ted Jr.	WR	5-11	180	4/12/85	3	Ohio State '08	Cleveland, Ohio	D1, '07	7-5-0-0
64	Grove, Jake	C	6-4	300	1/22/80	6	Virginia Tech '04	Forest, Va.	UFA, '09 (Oak.)	7-7-0-0
82	Hartline, Brian	WR	6-2	186	11/22/86	R	Ohio St. '10	North Canton, Ohio	D4, '09	7-0-0-0
81	Haynos, Joey	TE	6-8	270	8/28/84	2	Maryland '08	Rockville, Md.	FA, '08	7-3-0-0
7	Henne, Chad	QB	6-3	230	7/2/85	2	Michigan '08	Wyomissing, Pa.	D2b, '08	5-4-0-2
26	Hilliard, Lex	RB	5-11	240	7/30/84	1	Montana '08	Kalispell, Mont.	D6c, '08	7-0-0-0
33	Jones, Nathan	CB	5-10	185	6/15/82	6	Rutgers '04	Scotch Plains, N.J.	UFA, '08 (Dall.)	7-2-0-0
58	Kershaw, William	LB	6-3	250	12/15/83	1	Maryland '06	Raeford, N.C.	FA, '09	1-0-0-0
70	Langford, Kendall	DE	6-6	295	1/27/86	2	Hampton '08	Petersburg, Va.	D3, '08	7-7-0-0
77	Long, Jake	T	6-7	317	5/9/85	2	Michigan '08	Lapeer, Mich.	D1, '08	7-7-0-0
78	McDaniel, Tony	DT	6-7	305	1/20/85	4	Tennessee '07	Columbia, SC	T, '09 (Jack.)	7-0-0-0
97	Merling, Phillip	DE	6-4	295	4/19/85	2	Clemson '09	St. Matthews, S.C.	D2a, '08	7-0-0-0
93	Moses, Quentin	LB	6-5	260	11/18/83	3	Georgia '07	Athens, Ga.	FA, '07	4-0-0-3
76	Murtha, Lydon	T	6-7	315	11/13/85	R	Nebraska '08	Hutchinson, Minn	FA, '09	0-0-0-2
36	Polite, Lousaka	FB	6-0	245	9/14/81	5	Pittsburgh '04	Pittsburgh, Pa.	FA, '08	7-6-0-0
55	Porter, Joey	LB	6-3	255	3/22/77	11	Colorado State '99	Bakersfield, Calif.	FA, '07	6-6-0-1
98	Roth, Matt	LB	6-4	275	10/14/82	5	Iowa '05	Villa Park, Ill.	D2, '05	1-0-0-0
22	Sheets, Kory	RB	5-11	206	3/31/85	R	Purdue '08	Bloomfield, Conn.	FA, '09	0-0-0-2
65	Smiley, Justin	G	6-3	310	11/11/81	6	Alabama '05	Ellabell, Ga.	UFA, '08 (S.F.)	7-7-0-0
24	Smith, Sean	CB	6-3	214	7/14/87	R	Utah '10	Pasadena, CA	D2b, '09	7-7-0-0
96	Soliai, Paul	DT	6-4	355	12/30/83	3	Utah '07	Pago Pago, American Samo	D4, '07	7-1-0-0
94	Starks, Randy	DE	6-3	305	12/14/83	6	Maryland '05	Waldorf, Md.	UFA, '08 (Tenn.)	7-7-0-0
99	Taylor, Jason	LB	6-6	255	9/1/1974	13	Akron '97	Pittsburgh, Pa.	FA, '09 (Wash)	7-7-0-0
16	Thigpen, Tyler	QB	6-1	224	4/14/84	3	Coastal Carolina '07	Winnsboro, SC	T, '09 (KC)	0-0-0-4
66	Thomas, Donald	G	6-4	310	9/25/85	2	Connecticut '08	New Haven, Conn.	D6b, '08	7-7-0-0
53	Torbor, Reggie	LB	6-2	250	1/25/81	6	Auburn '04	Baton Rouge, La.	UFA, '08 (NYG)	7-1-0-0
84	Turner, Patrick	WR	6-5	220	5/19/87	R	USC '09	West Madison, Tenn	D3, '09	0-0-0-7
91	Wake, Cameron	LB	6-3	250	1/30/82	1	Penn State '05	Hyattsville, Md.	FA, '09	5-0-0-2
50	Walden, Erik	LB	6-2	250	8/21/85	2	Middle Tennessee '08	Dublin, Ga.	Wai., '08 (K.C.)	6-0-0-1
6	White, Pat	QB	6-0	190	2/25/86	R	West Virginia '09	Daphne, Ala	D2a, '09	6-0-1-0
34	Williams, Ricky	RB	5-10	230	5/21/77	9	Texas '99	San Diego, Calif.	T, '02 (N.O.)	7-0-0-0
28	Wilson, Gibril	S	6-0	205	11/12/81	6	Tennessee '04	San Jose, Calif.	FA, '09	7-6-0-0

RESERVE LISTS

NFL										
No.	Name	Pos.	Ht.	Wt.	Birthdate	Exp.	College	Hometown	How Acq.	Date Placed
25	Allen, Will	CB	5-10	195	8/5/78	9	Syracuse '01	Syracuse, N.Y.	UFA, '06 (NYG)	10/27/2009
	Marion, Brennan	WR	5-11	190	8/25/87	R	Tulsa '09	Greensburg, Pa.	FA, '09	8/5/2009
38	Cobbs, Patrick	RB	5-8	205	1/31/83	4	North Texas '06	Tecumseh, Okla.	FA, '06	10/14/2009
88	Martin, David	TE	6-4	265	3/13/79	9	Tennessee '01	Norfolk, Va.	UFA, '07	9/6/2009
10	Pennington, Chad	QB	6-3	230	6/26/76	10	Marshall '00	Knoxville, Tenn.	FA, '08	9/29/2009

MIAMI DOLPHINS 2009 COACHING STAFF

Head Coach: Tony Sparano (2nd NFL season, 2nd with Dolphins)

Assistants: John Bonamego (special teams coordinator), Todd Bowles (assistant head coach/secondary),

Steve Bush (offensive quality control), David Corrao (defensive quality control), Dave DeGuglielmo (offensive line),

George DeLeone (tight ends), Karl Dorrell (wide receivers), George Edwards (inside linebackers),

Dan Henning (offensive coordinator), David Lee (quarterbacks), Evan Marcus (head strength and conditioning),

Paul Pasqualoni (defensive coordinator), Dave Puloka (asisstant strength and conditioning), Jim Reid (outside linebackers),

Darren Rizzi (asssitant special teams), Kacy Rodgers (defensive line), James Saxon (running backs)

MIAMI DOLPHINS NUMERICAL ROSTER

(As of November 2, 2009)

NFL									2009 Games	
No.	Name	Pos.	Ht.	Wt.	Age	Exp.	College	Hometown	How Acq.	P-S-DN-IA
2	Brandon Fields	P	6-5	245	25	3	Michigan State '07	Toledo, Ohio	D7b, '07	7-0-0-0
5	Dan Carpenter	K	6-2	225	23	2	Montana '08	Helena, Mont.	FA, '08	7-0-0-0
6	Pat White	QB	6-0	190	23	R	West Virginia '09	Daphne, Ala	D2a, '09	6-0-1-0
7	Chad Henne	QB	6-3	230	24	2	Michigan '08	Wyomissing, Pa.	D2b, '08	5-4-0-2
15	Davone Bess	WR	5-10	190	24	2	Hawaii '09	Oakland, Calif.	FA, '08	7-0-0-0
16	Tyler Thigpen	QB	6-1	224	25	3	Coastal Carolina '07	Winnsboro, SC	T, '09 (KC)	0-0-0-4
19	Ted Ginn, Jr.	WR	5-11	180	24	3	Ohio State '08	Cleveland, Ohio	D1, '07	7-5-0-0
21	Vontae Davis	CB	5-11	203	21	R	Illinois '10	Washington, D.C.	D1, '09	7-1-0-0
22	Kory Sheets	RB	5-11	206	24	R	Purdue '08	Bloomfield, Conn.	FA, '09	0-0-0-2
23	Ronnie Brown	RB	6-0	230	27	5	Auburn '05	Cartersville, Ga.	D1, '05	7-7-0-0
24	Sean Smith	CB	6-3	214	22	R	Utah '10	Pasadena, CA	D2b, '09	7-7-0-0
26	Lex Hilliard	RB	5-11	240	25	1	Montana '08	Kalispell, Mont.	D6c, '08	7-0-0-0
28	Gibril Wilson	S	6-0	205	27	6	Tennessee '04	San Jose, Calif.	FA, '09	7-6-0-0
29	Tyrone Culver	S	6-1	210	26	4	Fresno State '06	Palmdale, Calif.	FA, '08	7-0-0-0
30	Chris Clemons	FS	6-1	210	24	R	Clemson '09	Arcadia, FL	D5b, '09	2-1-0-5
32	Jason Allen	CB	6-1	200	26	4	Tennessee '06	Muscle Shoals, Ala.	D1, '06	7-0-0-0
33	Nathan Jones	CB	5-10	185	27	6	Rutgers '04	Scotch Plains, N.J.	UFA, '08 (Dall.)	7-2-0-0
34	Ricky Williams	RB	5-10	230	32	9	Texas '99	San Diego, Calif.	T, '02 (N.O.)	7-0-0-0
36	Lousaka Polite	FB	6-0	245	28	5	Pittsburgh '04	Pittsburgh, Pa.	FA, '08	7-6-0-0
37	Jeremiah Bell	S	6-0	205	31	6	Eastern Kentucky '03	Winchester, Ky.	D6c, '03	7-6-0-0
50	Erik Walden	LB	6-2	250	24	2	Middle Tennessee '08	Dublin, Ga.	Wai., '08 (K.C.)	6-0-0-1
51	Akin Ayodele	LB	6-2	245	30	8	Purdue '02	Irving, Texas	T, '08 (Dall.)	7-6-0-0
52	Channing Crowder	LB	6-2	250	25	5	Florida '06	Atlanta, Ga.	D3, '05	6-6-0-1
53	Reggie Torbor	LB	6-2	250	28	6	Auburn '04	Baton Rouge, La.	UFA, '08 (NYG)	7-1-0-0
55	Joey Porter	LB	6-3	255	32	11	Colorado State '99	Bakersfield, Calif.	FA, '07	6-6-0-1
56	Charlie Anderson	LB	6-4	250	27	6	Mississippi '05	Jackson, Miss.	UFA, '08 (Hou.)	7-0-0-0
58	William Kershaw	LB	6-3	250	25	1	Maryland '06	Raeford, N.C.	FA, '09	1-0-0-0
63	Andrew Gardner	T	6-6	305	23	R	Georgia Tech '09	Tyrone, GA	D6, 09	0-0-0-7
64	Jake Grove	C	6-4	300	29	6	Virginia Tech '04	Forest, Va.	UFA, '09 (Oak.)	7-7-0-0
65	Justin Smiley	G	6-3	310	27	6	Alabama '05	Ellabell, Ga.	UFA, '08 (S.F.)	7-7-0-0
66	Donald Thomas	G	6-4	310	24	2	Connecticut '08	New Haven, Conn.	D6b, '08	7-7-0-0
67	Joe Berger	G	6-5	315	27	5	Michigan Tech '05	Newaygo, Mich.	UFA, '09 (Dall.)	7-0-0-0
70	Kendall Langford	DE	6-6	295	23	2	Hampton '08	Petersburg, Va.	D3, '08	7-7-0-0
71	Lionel Dotson	DE	6-4	290	24	2	Arizona '08	Houston, Texas	D7, '08	0-0-0-7
72	Vernon Carey	T	6-5	340	28	6	Miami (Fla.) '04	Miami, Fla.	D1, '04	7-7-0-0
75	Nate Garner	T	6-7	325	24	2	Arkansas '07	Roland, Ark	Wai., '08 (NYJ)	7-0-0-0
76	Lydon Murtha	T	6-7	315	23	R	Nebraska '08	Hutchinson, Minn	FA, '09	0-0-0-2
77	Jake Long	T	6-7	317	24	2	Michigan '08	Lapeer, Mich.	D1, '08	7-7-0-0
78	Tony McDaniel	DT	6-7	305	24	4	Tennessee '07	Columbia, SC	T, '09 (Jack.)	7-0-0-0
80	Anthony Fasano	TE	6-4	255	25	4	Notre Dame '06	Verona, N.J.	T, '08 (Dall.)	7-7-0-0
81	Joey Haynos	TE	6-8	270	25	2	Maryland '08	Rockville, Md.	FA, '08	7-3-0-0
82	Brian Hartline	WR	6-2	186	22	R	Ohio St. '10	North Canton, Ohio	D4, '09	7-0-0-0
83	Greg Camarillo	WR	6-1	190	27	4	Stanford '05	Menlo Park, Calif.	Wai, '07 (S.D.)	7-7-0-0
84	Patrick Turner	WR	6-5	220	22	R	USC '09	West Madison, Tenn	D3, '09	0-0-0-7
91	Cameron Wake	LB	6-3	250	27	1	Penn State '05	Hyattsville, Md.	FA, '09	7-0-0-0
92	John Denney	LS	6-5	255	30	5	Brigham Young '05	Thornton, Colo.	FA, '05	4-0-0-3
93	Quentin Moses	LB	6-5	260	25	3	Georgia '07	Athens, Ga.	FA, '07	7-7-0-0
94	Randy Starks	DE	6-3	305	25	6	Maryland '05	Waldorf, Md.	UFA, '08 (Tenn.)	7-7-0-0
95	Jason Ferguson	DT	6-3	310	34	13	Georgia '97	Tupelo, Miss.	T, '08 (Dall.)	7-1-0-0
96	Paul Soliai	DT	6-4	355	25	3	Utah '07	Pago Pago, American Samoa	D4, '07	7-0-0-0
97	Phillip Merling	DE	6-4	295	24	2	Clemson '09	St. Matthews, S.C.	D2a, '08	1-0-0-0
98	Matt Roth	LB	6-4	275	27	5	Iowa '05	Villa Park, Ill.	D2, '05	7-7-0-0
99	Jason Taylor	LB	6-6	255	35	13	Akron '97	Pittsburgh, Pa.	FA, '09 (Wash)	6-6-0-0

RESERVE LIST

NFL										
No.	Name	Pos.	Ht.	Wt.	Age	Exp.	College	Hometown	How Acq.	Date Placed
	Brennan Marion	WR	5-11	190	22	R	Tulsa '09	Greensburg, PA	FA, '09	8/5/2009
10	Chad Pennington	QB	6-3	230	33	10	Marshall '00	Knoxville, Tenn.	FA, '08	9/29/2009
25	Will Allen	CB	5-10	195	31	9	Syracuse '01	Syracuse, N.Y.	UFA, '06 (NYG)	10/27/09
38	Patrick Cobbs	RB	5-8	205	26	4	North Texas '06	Tecumseh, Okla.	FA, '06	10/14/2009
88	David Martin	TE	6-4	265	30	9	Tennessee '01	Norfolk, Va.	UFA, '07	9/6/2009

MIAMI DOLPHINS 2009 COACHING STAFF

Head Coach: Tony Sparano (2nd NFL season, 2nd with Dolphins)

Assistants: John Bonamego (special teams coordinator), Todd Bowles (assistant head coach/secondary), Steve Bush (offensive quality control), David Corrao (defensive quality control), Dave DeGuglielmo (offensive line) George DeLeone (tight ends), Karl Dorrell (wide receivers), George Edwards (inside linebackers), Dan Henning (offensive coordinator), David Lee (quarterbacks), Evan Marcus (head strength and conditioning), Paul Pasqualoni (defensive coordinator), Dave Puloka (asisstant strength and conditioning), Jim Reid (outside linebackers), Darren Rizzi (assistant special teams), Kacy Rodgers (defensive line), James Saxon (running backs)

MIAMI DOLPHINS POSITIONAL ROSTER

(As of November 2, 2009)

NFL							NFL								
No.	Name	Pos.	Ht.	Wt.	Age	Exp.	College	No.	Name	Pos.	Ht.	Wt.	Age	Exp.	College
QUARTERBACKS (3)								DEFENSIVE LINEMEN (7)							
6	Pat White	QB	6-0	190	23	R	West Virginia	70	Kendall Langford	DE	6-6	295	23	2	Hampton
7	Chad Henne	QB	6-3	230	24	2	Michigan	71	Lionel Dotson	DE	6-4	290	24	2	Arizona
16	Tyler Thigpen	QB	6-1	224	25	3	Coastal Carolina	78	Tony McDaniel	DT	6-7	305	24	4	Tennessee
RUNNING BACKS (5)								94	Randy Starks	DE	6-3	305	25	6	Maryland
22	Kory Sheets	RB	5-11	206	24	R	Purdue	95	Jason Ferguson	DT	6-3	310	34	13	Georgia
23	Ronnie Brown	RB	6-0	230	27	5	Auburn	96	Paul Soliai	DT	6-4	355	25	3	Utah
26	Lex Hilliard	RB	5-11	240	25	1	Montana	97	Phillip Merling	DE	6-4	295	24	2	Clemson
34	Ricky Williams	RB	5-10	230	32	9	Texas	LINEBACKERS (11)							
36	Lousaka Polite	FB	6-0	245	28	5	Pittsburgh	50	Erik Walden	LB	6-2	250	24	2	Middle Tennessee
WIDE RECEIVERS (5)								51	Akin Ayodele	LB	6-2	245	30	8	Purdue
15	Davone Bess	WR	5-10	190	24	2	Hawaii	52	Channing Crowder	LB	6-2	250	25	5	Florida
19	Ted Ginn, Jr.	WR	5-11	180	24	3	Ohio St.	53	Reggie Torbor	LB	6-2	250	28	6	Auburn
82	Brian Hartline	WR	6-2	186	22	R	Ohio St.	55	Joey Porter	LB	6-3	255	32	11	Colorado St.
83	Greg Camarillo	WR	6-1	190	27	4	Stanford	56	Charlie Anderson	LB	6-4	250	27	6	Mississippi
84	Patrick Turner	WR	6-5	220	22	R	USC	58	William Kershaw	LB	6-3	250	25	1	Maryland
TIGHT ENDS (2)								91	Cameron Wake	LB	6-3	250	27	1	Penn St.
80	Anthony Fasano	TE	6-4	255	25	4	Notre Dame	93	Quentin Moses	LB	6-5	260	25	3	Georgia
81	Joey Haynos	TE	6-8	270	25	2	Maryland	98	Matt Roth	LB	6-4	275	26	5	Iowa
OFFENSIVE LINEMEN (9)								99	Jason Taylor	LB	6-6	255	35	13	Akron
63	Andrew Gardner	T	6-6	305	23	R	Georgia Tech	DEFENSIVE BACKS (8)							
64	Jake Grove	C	6-4	300	29	6	Virginia Tech	21	Vontae Davis	CB	5-11	203	21	R	Illinois
65	Justin Smiley	G	6-3	310	27	6	Alabama	24	Sean Smith	CB	6-3	214	22	R	Utah
66	Donald Thomas	G	6-4	310	24	2	Connecticut	28	Gibril Wilson	S	6-0	205	27	6	Tennessee
67	Joe Berger	G	6-5	315	27	5	Michigan Tech	29	Tyrone Culver	S	6-1	210	26	4	Fresno St.
72	Vernon Carey	T	6-5	340	28	6	Miami (Fla.)	30	Chris Clemons	FS	6-0	208	24	R	Clemson
75	Nate Garner	T	6-7	325	24	2	Arkansas	32	Jason Allen	CB	6-1	200	26	4	Tennessee
76	Lydon Murtha	T	6-7	315	23	R	Nebraska	33	Nathan Jones	CB	5-10	185	27	6	Rutgers
77	Jake Long	T	6-7	317	24	2	Michigan	37	Yeremiah Bell	S	6-0	205	31	6	E. Kentucky
PRACTICE SQUAD (8)								SPECIALISTS (3)							
90	Ryan Baker	DE	6-5	295	24	R	Purdue	2	Brandon Fields	P	6-5	245	25	3	Michigan St.
27	Will Billingsley	CB	5-10	195	24	1	N. Carolina A&T	5	Dan Carpenter	K	6-2	225	23	2	Montana
59	J.D. Folsom	LB	6-3	230	24	R	Weber State	92	John Denney	LS	6-5	255	30	5	Brigham Young
60	Andrew Hartline	G	6-5	297	24	R	Central Michigan	RESERVE LIST							
31	Nate Ness	S	6-1	190	23	R	Arizona		Brennan Marion	WR	5-11	190	22	R	Tulsa
11	Julius Pruitt	WR	6-2	206	23	R	Ouchita	88	David Martin	TE	6-4	265	29	9	Tennessee
14	James Robinson	WR	6-3	193	26	R	Butler CC	10	Chad Pennington	QB	6-3	230	32	10	Marshall
85	Kory Sperry	TE	6-5	238	24	R	Colorado State	38	Patrick Cobbs	RB	5-8	205	26	4	North Texas
								25	Will Allen	CB	5-10	195	31	9	Syracuse