



NEW ENGLAND PATRIOTS

## PRESS RELEASE

GILLETTE STADIUM ★ ONE PATRIOT PLACE ★ FOXBOROUGH, MA 02035 ★ 508.384.4203  
FAX: 508.543.9053 ★ WWW.PATRIOTS.COM ★ HTTP://MEDIA.PATRIOTS.COM

## PATRIOTS RETURN TO ACTION AGAINST MIAMI

## MEDIA SCHEDULE

## WEDNESDAY, NOVEMBER 4

10:50 - 11:10 a.m. Bill Belichick Press Conf.  
11:10 - 11:55 a.m. Open Locker Room  
Approx. 1:00 p.m. Practice Availability  
TBA Miami Conf. Calls

## THURSDAY, NOVEMBER 5

10:50 - 11:10 a.m. Bill Belichick Press Conf.  
11:10 - 11:55 a.m. Open Locker Room  
1:00 p.m. Practice Availability

## FRIDAY, NOVEMBER 6

11:30 a.m. Practice Availability  
1:15 - 2:00 p.m. Open Locker Room  
2:00-2:15 p.m. Bill Belichick Press Conf.

## 2009 PATRIOTS SCHEDULE

## REGULAR SEASON (5-2)

|                   |              |       |       |
|-------------------|--------------|-------|-------|
| Mon., Sept. 14    | Buffalo      | W     | 25-24 |
| Sun., Sept. 20 at | N.Y. Jets    | L     | 9-16  |
| Sun., Sept. 27    | Atlanta      | W     | 26-10 |
| Sun., Oct. 4      | Baltimore    | W     | 27-21 |
| Sun., Oct. 11 at  | Denver       | L ot  | 17-20 |
| Sun., Oct. 18     | Tennessee    | W     | 59-0  |
| Sun., Oct. 25 #   | Tampa Bay    | W     | 35-7  |
| Sun., Nov. 1      | BYE WEEK     |       |       |
| Sun., Nov. 8      | Miami        | 1:00  | CBS   |
| Sun., Nov. 15 at  | Indianapolis | 8:20  | NBC   |
| Sun., Nov. 22     | N.Y. Jets    | 4:15* | CBS*  |
| Mon., Nov. 30 at  | New Orleans  | 8:30  | ESPN  |
| Sun., Dec. 6 at   | Miami        | 8:20* | NBC*  |
| Sun., Dec. 13     | Carolina     | 1:00* | FOX*  |
| Sun., Dec. 20 at  | Buffalo      | 1:00* | CBS*  |
| Sun., Dec. 27     | Jacksonville | 1:00* | CBS*  |
| Sun., Jan. 3 at   | Houston      | 1:00* | CBS*  |

#Wembley Stadium, London, England

## AFC STANDINGS

| AFC East       | W | L | T | Pct. | PF  | PA  |
|----------------|---|---|---|------|-----|-----|
| PATRIOTS       | 5 | 2 | 0 | .714 | 198 | 98  |
| New York Jets  | 4 | 4 | 0 | .500 | 177 | 134 |
| Miami Dolphins | 3 | 4 | 0 | .429 | 176 | 177 |
| Buffalo Bills  | 3 | 5 | 0 | .375 | 123 | 169 |

| AFC North           | W | L | T | Pct. | PF  | PA  |
|---------------------|---|---|---|------|-----|-----|
| Cincinnati Bengals  | 5 | 2 | 0 | .714 | 163 | 128 |
| Pittsburgh Steelers | 5 | 2 | 0 | .714 | 167 | 129 |
| Baltimore Ravens    | 4 | 3 | 0 | .571 | 199 | 137 |
| Cleveland Browns    | 1 | 7 | 0 | .125 | 78  | 209 |

| AFC South            | W | L | T | Pct.  | PF  | PA  |
|----------------------|---|---|---|-------|-----|-----|
| Indianapolis Colts   | 7 | 0 | 0 | 1.000 | 197 | 91  |
| Houston Texans       | 5 | 3 | 0 | .625  | 198 | 168 |
| Jacksonville Jaguars | 3 | 4 | 0 | .429  | 133 | 177 |
| Tennessee Titans     | 1 | 6 | 0 | .143  | 114 | 211 |

| AFC West           | W | L | T | Pct. | PF  | PA  |
|--------------------|---|---|---|------|-----|-----|
| Denver Broncos     | 6 | 1 | 0 | .857 | 140 | 96  |
| San Diego Chargers | 4 | 3 | 0 | .571 | 185 | 159 |
| Oakland Raiders    | 2 | 6 | 0 | .250 | 78  | 201 |
| Kansas City Chiefs | 1 | 6 | 0 | .143 | 105 | 181 |

## NEW ENGLAND PATRIOTS (5-2) vs. MIAMI DOLPHINS (3-4)

Sunday, Nov. 8, 2009 ★ Gillette Stadium (68,756) ★ 1:00 p.m. EDT

The New England Patriots return from the Bye Week to face AFC East rival Miami at Gillette Stadium. New England owns a 40-12 record in regular season AFC East games since the beginning of the 2001 season, compiling the best intra-division record of any team in the NFL over the last eight seasons.

After starting the season with a 0-3 record, Miami has registered a 3-1 record in their last four games, including a 30-25 victory at the New York Jets on Sunday, to head into this week's game with a 3-4 record.

## BROADCAST INFORMATION

**TELEVISION:** This week's game will be broadcast to a regional audience by CBS and can be seen in Boston on **WBZ-TV Channel 4**. **Greg Gumbel** will handle play-by-play duties with **Dan Dierdorf** providing color.

**RADIO:** 98.5 FM, The Sports Hub, is the flagship station for the **Patriots Radio Network**. A complete listing of the network's 36 stations can be found in this press release. Play-by-play broadcaster **Gil Santos** is in his 33rd season as the voice of the Patriots and will call the action along with Patriots Hall of Famer **Gino Cappelletti**. Santos and Cappelletti are celebrating their 26<sup>th</sup> season as a tandem.

## STRONG IN THE SECOND HALF

The Patriots have traditionally stepped things up a notch as the calendar has flipped to November. Since 2001, New England has done a remarkable job of finishing the season strong, compiling a 70-17 (.821) record after Nov. 1, including playoff games. Additionally, since 2001, the Patriots are 52-10 (.839) in games played after Thanksgiving Day and are 23-4 (.852) in games played after Christmas.

## PATRIOTS BEFORE AND AFTER NOV. 1, SINCE 2001

| Season        | Pre-11/1            | Post-11/1           | Totals        |
|---------------|---------------------|---------------------|---------------|
| 2001          | 3-4                 | 11-1                | 14-5          |
| 2002          | 3-4                 | 6-3                 | 9-7           |
| 2003          | 6-2                 | 11-0                | 17-2          |
| 2004          | 6-1                 | 11-1                | 17-2          |
| 2005          | 4-3                 | 7-4                 | 11-7          |
| 2006          | 6-1                 | 8-4                 | 14-5          |
| 2007          | 8-0                 | 10-1                | 18-1          |
| 2008          | 5-2                 | 6-3                 | 11-5          |
| 2009          | 5-2                 | ???                 | ???           |
| <b>Totals</b> | <b>46-19 (.708)</b> | <b>70-17 (.805)</b> | <b>111-34</b> |

NOTE: Includes Regular Season and Playoffs

## PATRIOTS MEDIA WEBSITE

The Patriots' media-only website, located at <http://media.patriots.com>, will be updated for registered users throughout the season with all the latest media information, schedules, rosters and press releases. The media site also serves as the team's primary credentialing system.

## MEDIA CONTACTS

## PATRIOTS MEDIA RELATIONS OFFICE: 508-384-4203

**Stacey James** .....Vice President of Media Relations...[staceyj@patriots.com](mailto:staceyj@patriots.com) ..... 508-384-9105  
**Aaron Salkin** ..... Asst. Director of Media Relations...[aarons@patriots.com](mailto:aarons@patriots.com) ..... 508-326-6870  
**Scott Barboza** .....Media Relations Assistant.....[scottb@patriots.com](mailto:scottb@patriots.com) ..... 508-384-9195  
**Christy Berkery** .....Media Relations Assistant.....[christyb@patriots.com](mailto:christyb@patriots.com) ..... 508-549-0518  
**Tara Bertrand** .....Administrative Assistant.....[tarab@patriots.com](mailto:tarab@patriots.com) ..... 508-384-4311  
**Jeff Cournoyer** .....Dir. of Corporate Communications...[jeffco@patriots.com](mailto:jeffco@patriots.com) .....508-549-0492



# PATRIOTS VS. MIAMI

## SERIES HISTORY

The New England Patriots and Miami Dolphins will square off for the 88<sup>th</sup> time in their history in their 44<sup>th</sup> year as division foes. New England has won 10 of the last 15 games against Miami. The Patriots have had the upper hand at home against Miami, as they hold a 25-17 record in games played in New



England in the regular-season, including a 5-2 record at Gillette Stadium. Last season the two teams split the annual series with each team winning on the road. Miami snapped New England's NFL record 21-game regular-season win streak with a 38-13 victory at Gillette Stadium on Sept. 21, 2008. The Patriots beat Miami in the rematch 48-28 on Nov. 23. The

two have played three times in the postseason with New England holding a 2-1 advantage in the postseason. **A complete listing of the results between the Patriots and Dolphins can be found on pages 288 and 289 of the 2009 Patriots Media Guide.**

## SERIES TRENDS

**Miami 49, New England 38**

(Including New England 2, Miami 1 in Playoffs)

\*-A Miami home game was played in Tampa in 1969

**Record in New England ..... 26-17 (Incl. 1-0 in playoffs)**

Record in Foxborough ..... 24-15 (1-0)

Record in Boston ..... 2-2

**Record in Miami ..... 11-32 (Incl. 1-1 in playoffs)**

Record at Dolphins / Pro Player / Joe Robbie Stadium ..... 8-14

Record at Orange Bowl ..... 3-18 (1-1)

**Record in Tampa\* ..... 1-0**

Seasonal Sweeps ..... Patriots 6, Dolphins 13

Seasonal Splits ..... 22 (Most recent 2008)

Bill Belichick vs. Miami ..... 10-10 (10-8 with New England)

Tony Sparano vs. New England ..... 1-1

## TALE OF THE TAPE

| 2009 Regular Season        | New England  | Miami        |
|----------------------------|--------------|--------------|
| Record                     | 5-2          | 3-4          |
| Divisional Standings       | 1st          | 3rd          |
| <b>Total Yards Gained</b>  | <b>2,842</b> | <b>2,138</b> |
| Total Offense (Rank)       | 406.0 (3)    | 305.4 (23)   |
| Rush Offense               | 115.0 (14)   | 153.4 (4)    |
| Pass Offense               | 291.0 (2)    | 152.0 (29)   |
| Points Per Game            | 28.3 (5)     | 25.1 (11)    |
| Touchdowns Scored          | 23           | 21           |
| Third Down Conversion Pct. | 44.8         | 50.5         |
| <b>Total Yards Allowed</b> | <b>2,000</b> | <b>2,299</b> |
| Total Defense (Rank)       | 285.7 (6)    | 328.4 (17)   |
| Rush Defense               | 109.4 (15)   | 92.4 (7)     |
| Pass Defense               | 176.3 (5)    | 236.0 (21)   |
| Points Allowed/Game        | 14.0 (3)     | 25.3 (25T)   |
| Touchdowns Allowed         | 11           | 20           |
| Third Down Defense (Pct.)  | 36.1         | 33.3         |
| Field Goals Made/Attempted | 13/16        | 10/11        |
| Possession Avg.            | 34:22        | 32:54        |
| Sacks Allowed/Yards Lost   | 8/47         | 21/141       |
| Sacks Made/Yards           | 13/99        | 19/110       |
| Interceptions For/Against  | 7/4          | 6/5          |
| Penalties Against/Yards    | 44/347       | 40/323       |
| Punts/Avg.                 | 24/39.5      | 32/1487      |
| Turnover Differential      | +9           | -2           |

## PATRIOTS-DOLPHINS QUICK HITS

- Since Bill Belichick became Patriots head coach in 2000, New England is 10-8 (.555) against the Miami Dolphins. Since 2001, the Patriots are 40-12 against AFC East opponents. Half of those losses (6) have come to Miami. The Patriots are 10-6 against the Dolphins over that span and are 13-5 against the New York Jets and 16-1 against the Buffalo Bills in that time.
- The Patriots have not been swept in their season series with a divisional opponent since 2000, when they lost both games to Miami and also to the New York Jets.
- The Dolphins are one of just six teams to have defeated the Patriots more than once in the last nine seasons (2001-09), having beaten the Patriots six times in that span. The other teams are Denver (6), New York Jets (5), Indianapolis (3), San Diego (3) and Pittsburgh (2).
- In four career games against the Dolphins, **Wes Welker** has caught 28 passes for 362 yards and two touchdowns, averaging 7 catches and 90.5 receiving yards per game against his former club. Those averages are the best against any team Welker has faced more than once in his career. He also has two 100-yard games against Miami with a 138-yard game at Miami (10/21/07) and a 120-yard game at Miami (11/23/08).
- Last season, **Randy Moss** caught three touchdown passes at Miami (11/23/08) in the Patriots 48-28 win. He has three 100-yard games against Miami – 110 (12/21/02), 122 (10/21/07) and 125 (11/23/08).

## PASSING PERFORMANCES

Tom Brady is scheduled to start at quarterback against Miami for the 15<sup>th</sup> time and has recorded an 9-5 record in his previous 14 starts against the Dolphins. Brady is 34-8 in his career as a starter in regular-season division games, with five of the eight losses coming to the Dolphins.

### Tom Brady vs. Miami Dolphins (9-5)

| Date          | H/A | A          | C          | Yd          | %           | TD        | I         | Rating      | W/L | Score      |
|---------------|-----|------------|------------|-------------|-------------|-----------|-----------|-------------|-----|------------|
| 10/07/01      | A   | 24         | 12         | 86          | .500        | 0         | 0         | 58.7        | L   | 10-30      |
| 12/22/01      | H   | 19         | 11         | 108         | .579        | 1         | 0         | 91.6        | W   | 20-13      |
| 10/06/02      | A   | 31         | 17         | 240         | .548        | 2         | 2         | 74.7        | L   | 13-26      |
| 12/29/02      | H   | 44         | 25         | 221         | .568        | 1         | 1         | 68.5        | W   | 27-24      |
| 10/19/03      | A   | 34         | 24         | 283         | .706        | 2         | 0         | 115.2       | W   | 19-13      |
| 12/07/03      | H   | 31         | 16         | 163         | .516        | 0         | 0         | 67.0        | W   | 12-0       |
| 10/10/04      | H   | 19         | 7          | 76          | .368        | 2         | 1         | 62.6        | W   | 24-10      |
| 12/20/04      | A   | 29         | 18         | 171         | .621        | 3         | 4         | 73.3        | L   | 28-29      |
| 11/13/05      | A   | 36         | 21         | 275         | .583        | 2         | 2         | 77.9        | W   | 23-16      |
| 01/01/06*     | H   | 8          | 3          | 37          | .375        | 1         | 1         | 52.6        | L   | 26-28      |
| 10/08/06      | H   | 29         | 16         | 140         | .552        | 2         | 0         | 91.2        | W   | 20-10      |
| 12/10/06      | A   | 25         | 12         | 78          | .480        | 0         | 0         | 55.1        | L   | 0-21       |
| 10/21/07      | A   | 25         | 21         | 354         | .840        | 6         | 0         | 158.3       | W   | 49-28      |
| 12/23/07      | H   | 33         | 18         | 215         | .54.5       | 3         | 2         | 79.7        | W   | 28-7       |
| <b>Totals</b> |     | <b>387</b> | <b>221</b> | <b>2447</b> | <b>.571</b> | <b>25</b> | <b>13</b> | <b>83.6</b> |     | <b>9-5</b> |

\*-Played in only the first quarter

## DIVISIONAL DOMINANCE

The New England Patriots own a 40-12 (.769) record in regular season AFC East games since the beginning of the 2001 season, compiling the best intra-division record of any team in the NFL over the last eight seasons.

### NFL'S TOP DIVISIONAL RECORDS SINCE 2001

| Team                        | W         | L         | T        | Pct.        |
|-----------------------------|-----------|-----------|----------|-------------|
| <b>New England Patriots</b> | <b>40</b> | <b>12</b> | <b>0</b> | <b>.769</b> |
| Pittsburgh Steelers         | 40        | 14        | 0        | .741        |
| Indianapolis Colts          | 37        | 15        | 0        | .712        |
| Green Bay Packers           | 36        | 18        | 0        | .667        |

### AFC EAST DIVISIONAL RECORDS SINCE 2001

| Team               | W         | L         | T        | Pct.        | Div. Titles | Years                |
|--------------------|-----------|-----------|----------|-------------|-------------|----------------------|
| <b>New England</b> | <b>40</b> | <b>12</b> | <b>0</b> | <b>.769</b> | <b>5</b>    | <b>2001, 2003-07</b> |
| New York Jets      | 26        | 28        | 0        | .481        | 1           | 2002                 |
| Miami              | 23        | 30        | 0        | .434        | 1           | 2008                 |
| Buffalo            | 18        | 35        | 0        | .340        | 0           | ---                  |

**NOTES:** The Indianapolis Colts were members of the AFC East in 2001 and compiled a 3-5 divisional record that season. In 2002, the Patriots and Jets both finished with a 9-7 overall record and a 4-2 divisional record, but the Jets claimed the division title by virtue of having a better record against common opponents. In 2008, the Patriots and Dolphins both finished with an 11-5 overall record and a 4-2 divisional record and were tied in games against common opponents, but the Dolphins claimed the division title by virtue of having a better conference record.



# PATRIOTS VS. MIAMI

## LAST MEETINGS: DOLPHINS 38, PATRIOTS 13

September 21, 2008 ★ Gillette Stadium (Att: 68,756)

|                             | 1 | 2  | 3 | 4  | Final |
|-----------------------------|---|----|---|----|-------|
| <b>Miami Dolphins</b>       | 7 | 14 | 7 | 10 | — 38  |
| <b>New England Patriots</b> | 0 | 6  | 7 | 0  | — 13  |

The Patriots fell to 2-1 on the season, dropping a 38-13 decision to the Miami Dolphins at Gillette Stadium. New England's 21-game regular-season winning streak was broken as the Patriots lost in regular season play for the first time since Dec. 10, 2006, when they fell 21-0 at Miami. The Patriots lost at home for the first time since Nov. 12, 2006, snapping a streak of 15 straight home victories in the regular season and playoffs.

## PATRIOTS 48, DOLPHINS 28

November 23, 2008 ★ Dolphin Stadium (Att: 67,146)

|                             | 1 | 2  | 3  | 4  | Final |
|-----------------------------|---|----|----|----|-------|
| <b>New England Patriots</b> | 3 | 14 | 14 | 17 | — 48  |
| <b>Miami Dolphins</b>       | 7 | 7  | 7  | 7  | — 28  |

The Patriots improved to 7-4 with a key road divisional victory over the Dolphins. Miami took a 21-17 lead early in the second half, but the Patriots outscored them 31-7 the rest of the way to cruise to the win. The New England offense had a historic afternoon, piling up 530 total net yards as quarterback Matt Cassel had 400 passing yards for the second straight week. Randy Moss had eight catches for 125 yards and three touchdowns, while Wes Welker added eight grabs for 120 yards.

## CONNECTIONS

- Dolphins CEO **Mike Dee** served as Executive Vice President of Business Affairs and Chief Operating Officer of the Boston Red Sox from 2002-09.
- Miami Executive Vice President of Football Operations **Bill Parcells** served as Head Coach of the New England Patriots from 1993-96.
- Miami Dolphins Head Coach **Tony Sparano** was raised in West Haven, Conn. and was a four-year letterman at the University of New Haven. Sparano later became the offensive line coach/recruiting coordinator at the University of New Haven from 1984-87 and its head coach from 1994-98. Sparano was also the offensive line coach/recruiting coordinator/academic liaison at Boston University from 1988-89 and BU's offensive coordinator from 1990-93.
- Dolphins Offensive Line Coach **Dave DeGuglielmo** is a Lexington, Mass. native and earned four letters as an offensive lineman at Boston University (1987-90). DeGuglielmo also spent two season as a graduate assistant coach at Boston College (1991-92), four seasons as offensive line coach and assistant head coach at Boston University (1993-96) and two seasons as offensive line coach at Connecticut (1997-98).
- Miami Offensive Coordinator **Dan Henning** was the head coach at Boston College from 1994-96.
- Miami Assistant Special Teams Coach **Dan Rizzi** played tight end at University of Rhode Island, served as New Haven's special teams/defensive line coach and defensive coordinator from 1994-97 and head coach from 1999-2001, was Northeastern's special teams/linebackers coach in 1998 and Rhode Island's head coach in 2008.
- Miami Director of College Scouting **Chris Grier** is a native of Holliston, Mass., son of former Patriots' Vice President-Player Personnel Bobby Grier, played football at UMass and was a Patriots' intern/regional scout from 1994-99.

## CONNECTIONS (continued)

- Patriots **WR Wes Welker** and **RB Sammy Morris** played for the Miami Dolphins from 2004-06.
- Patriots **LB Jerod Mayo** and Dolphins **CB Jason Allen** were teammates at Tennessee from 2004-05. Dolphins **DT Tony McDaniel** was also a teammate from 2004-05.
- Patriots **LB Derrick Burgess** and Dolphins **LB Charlie Anderson** were teammates at Mississippi in 2000.
- Dolphins **LB Akin Ayodele** was teammates with Patriots **T Matt Light** at Purdue from 1999-2000. Ayodele also played on the Jacksonville Jaguars with **RB Fred Taylor**, **P Chris Hanson** and **OL Dan Connolly**.
- Patriots **LS Jake Ingram** and Dolphins **WR Davone Bess** were teammates at Hawaii from 2005-07.
- Patriots **CB Jonathan Wilhite** and Dolphins **RB Ronnie Brown** played together at Auburn in 2005.
- Patriots **WR Julian Edelman** and Dolphins **WR Greg Camarillo** both claim Redwood City, Calif. as their hometown.
- Patriots **NT Vince Wilfork** and Dolphins **T Vernon Carey** were teammates at the University of Miami from 2001-03. **S Brandon Meriweather** was also a teammate from 2002-03.
- Patriots **G Logan Mankins**, **S James Sanders** and Dolphins **S Tyrone Culver** were teammates at Fresno State from 2002-04.
- Dolphins **DT Jason Ferguson** and Patriots **TE Chris Baker** player for the New York Jets from 2002-04.
- Patriots backup **QB Brian Hoyer** and Dolphins **P Brandon Fields** were Spartans together at Michigan St. from 2004-07.
- Patriots **LB Pierre Woods** and Dolphins **WR Ted Ginn, Jr.** were teammates at Glenville (Ohio) High School and played under Head Coach Ted Ginn, Sr.
- Patriots **WR Randy Moss** and Dolphins **C Jake Grove** were teammates on the Oakland Raiders from 2005-06. Grove was also on Oakland with New England **LB Derrick Burgess** (2005-08). Dolphins **S Gibril Wilson** played with Burgess on the Raiders in 2008.
- Patriots **QB Tom Brady** and Dolphins **QB Chad Henne** and **T Jake Long** played their college ball for Michigan.
- Patriots **TE Benjamin Watson** and Dolphins **LB Quentin Moses** were teammates at Georgia in 2003.
- Dolphins **QB Chad Pennington** and Patriots **WR Randy Moss** and **P Chris Hanson** played together collegiately for Marshall from 1996-97. Hanson and Pennington were also teammates in '95 and '98.
- Patriots **FS Brandon McGowan** and Dolphins **FB Lousaka Polite** were teammates on the Chicago Bears in 2007.
- Patriots **G Kendall Simmons** and Dolphins **LB Joey Porter** were teammates on the Pittsburgh Steelers from 2002-06.
- Patriots **LB Tully Banta-Cain** and Dolphins **G Justin Smiley** were teammates on the San Francisco 49ers in 2007.
- Patriots **LB Gary Guyton** and Dolphins **T Andrew Gardner** were teammates at Georgia Tech from 2005-07.





# LAST GAME: PATRIOTS-BUCCANEERS

## Patriots 35, Buccaneers 7

October 25, 2009 ★ Wembley Stadium

|                      | 1  | 2 | 3 | 4 | Final |
|----------------------|----|---|---|---|-------|
| New England Patriots | 14 | 7 | 7 | 7 | 35    |
| Tampa Bay Buccaneers | 0  | 7 | 0 | 0 | 7     |

The New England Patriots may have played on foreign soil in their first appearance in the NFL's International Series of games, but in front of over 84,000 fans at London's historic Wembley Stadium, the Patriots put on a show. QB Tom Brady threw for over 300 yards and three touchdown passes in a 35-7 win over the Tampa Bay Buccaneers.

The Buccaneers gave up a home game to host the Patriots in London, and fell out of favor quickly as the Patriots built a 21-0 lead with New England winning in blowout fashion for the second straight week. New England outgained Tampa Bay 414 total yards to 240 total yards and held the Buccaneers to just 78 total yards in the second half.

Brady had touchdown passes to WR Wes Welker (14 yards), WR Sam Aiken (54 yards) and TE Benjamin Watson (35 yards) to counter two interceptions in the second quarter, his first intercepted pass since Week 2. He finished 23 of 32 for 308 yards before being replaced by backup QB Brian Hoyer late in the game.

Safety Brandon Meriweather set the tone for New England when he intercepted a Tampa Bay pass and returned it 39 yards for a touchdown to end Tampa Bay's first drive. Tampa Bay drove to the New England 33-yard line on the next series before Meriweather struck again with his second interception.

The Patriots increased their lead to 14-0 when Welker caught a screen pass from Brady and weaved in and out of traffic for a 14-yard touchdown. Welker finished the game with 10 receptions for 107 yards and the one touchdown.

New England was primed to score again on their next drive, but Brady was intercepted in the end zone on a pass attempt to WR Randy Moss. The miscue was not enough to dampen the day. Brady responded on the next series with a pass to WR Sam Aiken, who broke two tackles on his way to a 54-yard touchdown and a 21-0 lead.

Tampa Bay finally got on the scoreboard with 1:21 left in the first half but was held scoreless in the second half. New England extended their lead to 28-7 on their first drive of the third quarter when Brady completed a 10-play, 73-yard drive with a 35-yard scoring pass to Watson. RB Laurence Maroney added a one-yard touchdown in the fourth quarter to complete the scoring for the Patriots.

New England earned their first road win of the 2009 season and increased their streak to 17 straight over NFC opponents.

### MERIWEATHER SCORES ON AN INT. RETURN

Brandon Meriweather scored his first NFL touchdown on a 39-yard interception return in the first series of the game. It is the first interception returned for a touchdown for New England since Eugene Wilson scored on a five-yard interception return vs. N.Y. Jets on Dec. 16, 2007.

### MERIWEATHER REGISTERS 2 INTERCEPTIONS

Meriweather had two interceptions for 70 yards, including a 39-yard touchdown return, in the first six minutes of the game. He is the first Patriot to have two interceptions in a game since Asante Samuel had two vs. Philadelphia on Nov. 25, 2007.

### FAULK BECOMES 26<sup>TH</sup> RB IN NFL HISTORY WITH 400 RECEPTIONS

Kevin Faulk entered the game needing two receptions for 400. He added two receptions against Tampa Bay and is now the 26<sup>th</sup> running back in NFL history with at least 400 career receptions.

## BRADY GOES OVER 300 YARDS FOR SECOND STRAIGHT WEEK

Tom Brady finished the game 23-of-32 for 308 yards to register his 26<sup>th</sup> NFL 300-yard game, tying Drew Bledsoe (26) for the most 300-yard games in franchise history. It is Brady's third 300-yard game of the 2009 season after finishing with 378 yards passing vs. Buffalo and 380 yards passing vs. Tennessee.

## BRADY SETS RECORD FOR LONGEST STRETCH BETWEEN INTERCEPTIONS

Tom Brady went 183 throws between interceptions, setting a New England record. Drew Bledsoe went 179 consecutive throws without an interception (10/23/95 – 11/26/95). Brady was intercepted in the first quarter against the Jets (9/20) and was not intercepted again until the second quarter against Tampa Bay.

## BRADY THROWS THREE TOUCHDOWN PASSES

Brady threw for three touchdowns against Tampa Bay. He has thrown for two or more touchdowns in a game 66 times. He has thrown for three touchdowns 22 times and New England has a 58-8 record in those games. Brady has thrown for two or more touchdowns in a game four times so far in 2009 with two vs. Buffalo, two at Denver, six vs. Tennessee and the three against Tampa Bay. He has thrown three touchdowns in a game 22 times. The Patriots are 20-2 when he has three touchdowns in a game.

## BRADY AND THE PATRIOTS ARE HOT IN OCTOBER

The Patriots improved to 25-5 since 2003 in the month of October. Since 2006, Brady has a 12-1 (.923) record in October.

## PATRIOTS IMPROVE TO 17 STRAIGHT OVER NFC OPPONENTS

The Patriots improved to 17 straight victories over NFC opponents. The Patriots are now 2-0 in 2009 against NFC opponents with a 26-10 win over Atlanta and the 35-7 win over Tampa Bay. Dating back to October 9, 2005, Brady is 13-0 against NFC opponents.

## 80 UNANSWERED POINTS

The Patriots scored 80 unanswered points, including the 59-0 win over Tennessee and accumulating a 21-0 lead in the second quarter against Tampa Bay. That stretch of scoring is the most in a single season since Buffalo had 86 in 1992. The 80 is the most in Patriots' history.

## AIKEN SCORES FIRST CAREER TOUCHDOWN

Sam Aiken scored when he caught a short pass from Tom Brady and raced 54 yards down the sidelines for his first NFL touchdown to give New England a 21-0 second quarter lead. The 54-yard play is the longest play of the season for New England, besting a 48-yard pass play from Brady to Wes Welker vs. Tennessee (10/18). It was Brady's longest touchdown pass since a 65-yard touchdown pass to WR Randy Moss in the 2007 regular-season finale at the New York Giants on Dec. 29, 2007.

## MOSS MOVES UP ALL-TIME RECEPTIONS LIST

Randy Moss entered the game ranked 12<sup>th</sup> in NFL history with 881 receptions. He added five receptions to move past Keenan McCardell (883) into 11<sup>th</sup> place on the all-time list with 886 career receptions.

## WELKER KEEPS IT UP

Wes Welker finished with 10 receptions and has now caught six or more passes in 19 of the last 21 regular-season games. Welker has seven career regular-season games with 10 or more receptions. He has three games with 10 or more in 2009, with 12 vs. Buffalo and 10 vs. Tennessee. It is the first time in his career that he has had back-to-back games with 10 or more receptions.



# INSIDE THE NUMBERS

## MILESTONES APPROACHING

**4**

The number of field goals K Stephen Gostkowski needs to take over fourth place on the Patriots' all-time field goal list.

**11**

The number of touchdown receptions Randy Moss needs to become the second player in NFL history with 150 receiving touchdowns. Moss can join Jerry Rice (197) as the only players in NFL history with 150 receiving touchdowns. In 11 seasons, Moss has 139 touchdown receptions.

**14**

The number of receptions WR Randy Moss (886) needs to become the 10<sup>th</sup> player in NFL history to surpass 900 career receptions.

**26**

The number of 300-yard passing games by Tom Brady. He needs one more to break a tie with Drew Bledsoe (26) for the team-lead in 300-yard passing games.

**128**

The number of rushing yards RB Kevin Faulk (3,264) needs to pass Don Calhoun (3,391 yards) for fifth place on the Patriots' all-time rushing list.

**234**

The number of yards WR Randy Moss needs to become the seventh player in NFL history to reach 14,000 receiving yards. Moss is in ninth place all-time with 13,766 yards.

**1180**

The number of passing yards QB Tom Brady (28,478) needs to pass Patriots' all-time leader Drew Bledsoe (29,657).

## PATRIOTS HALL OF FAME

**1**

The number of contributors in the Patriots Hall of Fame after Chairman and CEO Robert Kraft inducted William H. "Billy" Sullivan, the team's founder this year.

**2**

The number of Patriots Hall of Famers who also won League MVP honors (Gino Cappelletti in 1964 and Jim Nance in 1966).

**4**

The number of Patriots Hall of Famers who are also in the Pro Football Hall of Fame (John Hannah, Andre Tippett, Mike Haynes and Nick Buoniconti).

**14**

The number of players in the Patriots Hall of Fame following the induction of former RB Jim Nance.

## STREAKING

**8**

The number of consecutive seasons in which the Patriots have won nine or more regular-season games. They are the only team in the NFL to have won at least nine games in each of the last eight seasons entering 2009.

**19**

The number of consecutive regular-season games the Patriots have won when a New England player has a 100-yard rushing game. The last time New England lost a game in which one of its runners broke the 100-yard mark was on Dec. 20, 2004, when the Patriots lost 29-28 at Miami despite a 121-yard effort by Corey Dillon.

**19**

The number of consecutive home games won by Tom Brady.

**165**

The number of consecutive home games the Patriots have sold out. The streak includes every preseason, regular-season and playoff game since the 1994 regular-season opener.

## ACCOMPLISHMENTS

**14**

The number of times QB Tom Brady has earned AFC Offensive Player of the Week honors, after earning the award for his 378-yard passing effort in the Patriots' come-from-behind 25-24 win on opening week vs. Buffalo and for a 6 TD effort vs. Tennessee.

**26**

The number of NFL running backs who have reached at least 400 career receptions after RB Kevin Faulk caught two passes against Tampa Bay to reach 400 receptions.

**49**

The number of 100-yard games by RB Fred Taylor, which ranks ninth in NFL history.

**62**

The number of 100-yard receiving games by WR Randy Moss, which ranks second in NFL history to WR Jerry Rice's 76 100-yard receiving games.

**212**

The number of touchdown passes QB Tom Brady has in his career. He is tied for 21st on the all-time list with Terry Bradshaw and Y.A. Tittle.

## THE KRAFT ERA

**3**

The number of Super Bowl championships the Patriots have won since Robert Kraft purchased the team in 1994. That mark is the highest total in the NFL over that span. Only Denver (2; 1997 and 1998) and Pittsburgh (2; 2005 and 2008) have won multiple Super Bowl titles since 1994.

**5**

The number of conference championships the Patriots have won since Robert Kraft purchased the team in 1994. That mark is the highest total in the NFL over that span. Pittsburgh has won three conference titles since 1994.

**17**

The number of playoff games the Patriots have won since Robert Kraft purchased the team in 1994. That mark is the highest total in the NFL over that span. Pittsburgh ranks second with 15 playoff wins over that span.

**24**

The number of playoff games the Patriots have appeared in since 1994. The mark is the highest in the NFL, ahead of the 23 games played by Pittsburgh.

## THE BELICHICK ERA

**4**

Bill Belichick is one of just four head coaches to win three championships since the Super Bowl era began following the 1966 season. Coach Belichick joins three members of the Pro Football Hall of Fame in the exclusive club (Chuck Knoll 4, Joe Gibbs 3, and Bill Walsh 3). Belichick is the only coach to win three Super Bowls in the post-1993 salary cap era.

**8**

The number of consecutive home-opening wins in Belichick's nine Patriots seasons.

**102-33**

The Patriots' regular-season record since 2001 under Head Coach Bill Belichick. Under Belichick, the Patriots have won 75.4 percent of their regular-season games, recording the highest winning percentage of any major American professional sports team over that span.

**121**

The number of wins Coach Belichick has recorded since becoming Patriots head coach in 2000, including the post season.



# PATRIOTS FOOTBALL NETWORK

The **Patriots Football Network** (PFN) is the full portfolio of media offerings from the three-time Super Bowl Champion New England Patriots. PFN provides Patriots content produced both in-house and with media partners spanning print, television, radio and the Internet.

## PATRIOTS ALL ACCESS

Emmy-Award winning Patriots All Access airs weekly throughout the season on WBZ, Channel 4 in Boston and regional affiliates. Patriots All Access features exclusive, behind-the-scenes access and in-depth weekly features on Patriots players and personnel. Hosted by WBZ's Steve Burton, the show features weekly sit-downs with Coach Bill Belichick, including the popular "Belestrator" segment where the coach breaks down upcoming opponents.



Saturdays at 7:00 p.m. and Sundays at 10:00 a.m. on **WBZ-TV Channel 4 in Boston**

Sundays at 10:00 a.m. on **WNAC-TV in Providence**; Saturdays at 12:05 a.m. on **WMUR-TV in Manchester, N.H.**

Saturdays at 5:00 a.m. on **WMTW-TV in Portland, Maine**; Saturdays at 5:00 p.m. on **WCTX-TV in Hartford, Conn.**

Saturdays at 7:00 p.m. on **WFXQ-TV in Springfield, Mass.**; Sundays at 11:00 a.m. on **WVII-TV in Bangor, Maine**

## TOTALLY PATRIOTS



Totally Patriots, a youth-oriented football show, airs each Sunday morning at 10 a.m. on WSBK, Channel 38 in Boston. Each week, Totally Patriots allows the next generation of Patriots fans unprecedented access to their favorite players, enabling them to ask questions in a relaxed, informal setting. The program also includes the opportunity to win college scholarships by writing weekly essays on the Patriots.

### PATRIOTS TODAY AND PATRIOTS THIS WEEK

**PATRIOTS TODAY:** Available daily at Patriots.com and on Verizon Fios on Demand

**PATRIOTS THIS WEEK:** Saturdays at 10:00 p.m. on WSBK Channel 38 *Patriots Today* gives fans a daily, in-depth look at the club that is unmatched by any other outlet. The show is hosted by Kristina Akra with daily reports from Brian Lowe and twice-weekly analysis from PFW's Paul Perillo. This daily Webcast is dedicated exclusively to the Patriots and provides daily features, reports and commentary that will satisfy every fan's daily Patriots fix. Every Saturday night during the season on Channel 38, Kristina Akra will bring you *Patriots This Week*, providing a thorough recap of each week's developments.

### PATRIOTS.COM NEWS

Patriots.com features daily updates and exclusive content from the writers of *Patriots Football Weekly*, offering everything from breaking news to player features and the popular "Ask PFW" postings.

### VIDEO

The first professional sports team website to offer streaming video provides Patriots fans with a variety of exclusive video content. Visitors can choose their channel and watch exclusive video from news to cheerleaders. Patriots.com also features video of every Patriots press conference, including postgame press conferences and Coach Belichick's weekday media updates.

### AUDIO

Patriots Web Radio programming is available exclusively on Patriots.com 24 hours a day, seven-days a week Monday. Kicking off the programming lineup is PFW In Progress, a daily online program that features candid commentary from the writers of *Patriots Football Weekly*. Following PFW In Progress is Patriots Playbook, hosted by John Rooke, featuring items from around the NFL. Stay tuned for the debut of new shows during the 2009 season. Patriots.com also offers streaming audio of every Patriots press conference, as well as archives of Patriots.com Radio shows. Patriots.com provides podcasts of Patriots.com radio offerings as well as exclusive content.

### PATRIOTS MONDAY ON WEEI

WEEI Sports Radio broadcasts Patriots Monday each week, offering fans unique insight and analysis from Coach Belichick and Tom Brady in addition to other Patriots players. WEEI will broadcast Patriots Monday live from Gillette Stadium each Monday, kicking off with Dennis & Callahan at 6:00 a.m.

### PATRIOTS FRIDAY ON WEEI

WEEI Sports Radio broadcasts Patriots Friday each week, offering fans a look ahead at the weekend's game, match ups and rivalries. Various Patriots players will be featured on air. WEEI will broadcast Patriots Fridays each week throughout the season, kicking off with Dennis & Callahan at 6:00 a.m., followed by Dale & Holley at 10:00 a.m. and The Big Show with Glenn Ordway from 2:00 to 6:00 p.m.

### 98.5 THE SPORTS HUB PATRIOTS RADIO NETWORK

A new era in Patriots Radio history begins this season, with the move of the game broadcasts to 98.5 FM, Boston's Sports Hub. The transition to Boston's new all-sports radio station insures that Patriots fans will continue to hear every kick, block and tackle in stereo, and without static, in crystal-clear FM quality. Fans all over New England will be able to listen in to any of 36 stations on the Safety Insurance 98.5 The Sports Hub Patriots Radio Network, starting with Patriots Preview three hours before kickoff, and capped off with Patriots Postgame for three hours after the final gun.



### FLAGSHIP STATION

#### 98.5 FM Boston's Sports Hub

#### MASSACHUSETTS

|      |                |          |
|------|----------------|----------|
| WAQY | Springfield    | 102.1 FM |
| WBEC | Pittsfield     | 1420 AM  |
| WPKZ | Fitchburg      | 1280 AM  |
| WNAW | N. Adams       | 1230 AM  |
| WBSM | New Bedford    | 1420 AM  |
| WPVQ | Greenfield     | 95.3 FM  |
| WSAR | Fall River     | 1480 AM  |
| WSBS | Gt. Barrington | 860 AM   |
| WWFX | Worcester      | 100.1 FM |
| WXTK | Hyannis        | 95.1 FM  |

#### MAINE

|      |              |          |
|------|--------------|----------|
| WEBB | Augusta      | 98.5 FM  |
| WWMJ | Bangor       | 95.7 FM  |
| WBLM | Portland     | 102.9 FM |
| WEGP | Presque Isle | 1390 AM  |

#### CONNECTICUT

|      |            |          |
|------|------------|----------|
| WCCC | Hartford   | 106.9 FM |
| WXLN | New London | 104.7 FM |
| WINY | Putnam     | 1350 AM  |
| WGCH | Greenwich  | 1490 AM  |

#### NEW HAMPSHIRE

|      |            |          |
|------|------------|----------|
| WTPL | Concord    | 107.7 FM |
| WSAK | Hampton    | 102.1 FM |
| WWHQ | Laconia    | 101.5 FM |
| WKNE | Keene      | 99.1 FM  |
| WSHK | Portsmouth | 105.3 FM |
| WSMN | Nashua     | 1590 AM  |
| WPKQ | N. Conway  | 103.7 FM |
| WGAM | Manchester | 1250 AM  |

#### RHODE ISLAND

|      |            |         |
|------|------------|---------|
| WPRO | Providence | 630 AM  |
| WEAN | Providence | 99.7 FM |

#### VERMONT

|      |              |          |
|------|--------------|----------|
| WBTN | Bennington   | 1370 AM  |
| WORK | Barre        | 107.1 FM |
| WKVT | Brattleboro  | 92.7 FM  |
| WEAV | Burlington   | 960 AM   |
| WIKE | Newport      | 1490 AM  |
| WEXP | Rutland      | 101.5 FM |
| WSTJ | St Johnsbury | 1340 AM  |
| WMXR | Woodstock    | 93.9 FM  |



# ROBERT KRAFT News & Notes

Since Robert Kraft purchased the team in 1994, the Patriots have experienced one of the most dramatic turnarounds in the history of sports. In 15 seasons of ownership, Kraft has transformed one of the league's least successful clubs into what many observers view as a model NFL franchise. In the five seasons immediately preceding his purchase (1989-93), the Patriots were a moribund team, winning just 19 of 80 games (.311 pct.) and recording the worst record in the NFL over that span. When he bought the franchise on Jan. 21, 1994, Kraft announced his intention to bring a championship to New England, a tall order considering the team's previous success rate. But under Kraft's leadership, the Patriots have won eight division titles, five conference crowns and three Super Bowl championships. The Patriots have made five Super Bowl appearances since Kraft purchased the team, a period during which no other NFL franchise has earned more than three berths.



|                     | Pre-Kraft<br>1960-93 | 1989-93 | Kraft Era<br>1994-09 |
|---------------------|----------------------|---------|----------------------|
| Overall Record      | 225-276-9            | 19-61   | 178-93               |
| Winning Pct.        | .450                 | .311    | .657                 |
| Super Bowl Titles   | 0                    | 0       | 3                    |
| Conference Titles   | 1                    | 0       | 5                    |
| Division Titles     | 3                    | 0       | 8                    |
| Playoff Seasons     | 5                    | 0       | 10                   |
| Playoff Record      | 4-6                  | --      | 17-7                 |
| Home Playoff Games  | 1                    | 0       | 11                   |
| Home Playoff Record | 0-1                  | --      | 11-0                 |

## A CHAMPIONSHIP TRADITION

The Patriots, the Los Angeles Lakers and the San Antonio Spurs are the only teams from the four major professional sports leagues to have won three titles since 2001.

### MULTIPLE LEAGUE CHAMPIONSHIPS SINCE 2001

| Team                 | League | Titles |
|----------------------|--------|--------|
| New England Patriots | NFL    | 3      |
| Los Angeles Lakers   | NBA    | 3      |
| San Antonio Spurs    | NBA    | 3      |
| Boston Red Sox       | MLB    | 2      |

### CHAMPIONSHIP GAME/SERIES APPEARANCES SINCE 1994

| Team                 | League | Appearances |
|----------------------|--------|-------------|
| New York Yankees     | MLB    | 7           |
| Los Angeles Lakers   | NBA    | 6           |
| Detroit Red Wings    | NHL    | 6           |
| New England Patriots | NFL    | 5           |
| San Antonio Spurs    | NBA    | 4           |
| New Jersey Devils    | NHL    | 4           |

## SELLOUT STREAK

In the early 1990s, the Patriots seemed destined for relocation until Robert Kraft's purchase of the team rejuvenated local interest. In 1991, the season ticket base was just 17,635, barely enough to support the club. Now, the season-ticket base stands at a capped total of 61,759 and more than 50,000 fans are on a waiting list. The Patriots have sold out 165 consecutive home games (dating back to the 1994 regular-season opener).

## SUCCESS STORY

Since Robert Kraft purchased the team in 1994, the Patriots have been one of the NFL's elite franchises. Over the first 15-plus years of Kraft's ownership, the Patriots own the NFL's highest winning percentage and have won more Super Bowl titles, more conference championships and more playoff games than any other NFL team.

## SINCE ROBERT KRAFT PURCHASED THE TEAM IN 1994...

### TOTAL VICTORIES SINCE 1994 (Incl. Postseason)

|                      |     |
|----------------------|-----|
| New England Patriots | 178 |
| Pittsburgh Steelers  | 171 |
| Green Bay Packers    | 164 |
| Indianapolis Colts   | 162 |
| Denver Broncos       | 159 |
| Philadelphia Eagles  | 149 |

### WINNING PERCENTAGE SINCE 1994 (Incl. Postseason)

| Team                 | W   | L   | T | Pct. |
|----------------------|-----|-----|---|------|
| New England Patriots | 178 | 93  | 0 | .657 |
| Pittsburgh Steelers  | 171 | 98  | 1 | .635 |
| Green Bay Packers    | 164 | 102 | 0 | .617 |
| Denver Broncos       | 159 | 101 | 0 | .612 |
| Indianapolis Colts   | 162 | 104 | 0 | .609 |
| Philadelphia Eagles  | 149 | 116 | 2 | .562 |
| Minnesota Vikings    | 145 | 116 | 0 | .556 |

### SUPER BOWL CHAMPIONSHIPS SINCE 1994

|                      |   |
|----------------------|---|
| New England Patriots | 3 |
| Pittsburgh Steelers  | 2 |
| Denver Broncos       | 2 |
| 9 Teams              | 1 |

### CONFERENCE CHAMPIONSHIPS SINCE 1994

|                      |   |
|----------------------|---|
| New England Patriots | 5 |
| Pittsburgh Steelers  | 3 |
| Denver Broncos       | 2 |
| Green Bay Packers    | 2 |
| St. Louis Rams       | 2 |
| 16 Teams             | 1 |

### PLAYOFF VICTORIES SINCE 1994

|                      |    |
|----------------------|----|
| New England Patriots | 17 |
| Pittsburgh Steelers  | 15 |
| Green Bay Packers    | 11 |
| Philadelphia Eagles  | 11 |
| Indianapolis Colts   | 9  |

### PLAYOFF GAMES PLAYED SINCE 1994

|                      |    |
|----------------------|----|
| New England Patriots | 24 |
| Pittsburgh Steelers  | 23 |
| Green Bay Packers    | 20 |
| Philadelphia Eagles  | 20 |
| Indianapolis Colts   | 19 |
| Denver Broncos       | 13 |
| San Francisco 49ers  | 13 |

### PLAYOFF SEASONS SINCE 1994 (Including 2008)

|                      |    |
|----------------------|----|
| New England Patriots | 10 |
| Green Bay Packers    | 10 |
| Pittsburgh Steelers  | 9  |
| Philadelphia Eagles  | 9  |
| Dallas Cowboys       | 8  |

### PLAYOFF WINNING PERCENTAGE SINCE 1994

| Team                 | W  | L | Pct. |
|----------------------|----|---|------|
| New England Patriots | 17 | 7 | .708 |
| Arizona Cardinals    | 4  | 2 | .666 |
| Pittsburgh Steelers  | 15 | 8 | .652 |
| Baltimore Ravens     | 7  | 4 | .636 |
| Denver Broncos       | 8  | 5 | .615 |
| Carolina Panthers    | 6  | 4 | .600 |

SINCE ROBERT KRAFT PURCHASED THE TEAM IN 1994...

SINCE ROBERT KRAFT PURCHASED THE TEAM IN 1994...





# BILL BELICHICK NEWS & NOTES

## THE HEAD COACH

**Overall Record:** 158-92 (.632)  
**Regular Season:** 143-88 (.619)  
**Postseason:** 15-4 (.789)  
**With Patriots overall:** 121-47 (.720)  
**Overall since 2001:** 116-36 (.763)  
**Super Bowl Titles:** 5 (86, 90, 01, 03, 04)  
**Conf. Titles:** 7 (86, 90, 96, 01, 03, 04, 07)  
**Division Titles:** 13 (75, 78, 86, 89, 90, 96, 98, 01, 03, 04, 05, 06, 07)



Bill Belichick is the only head coach in NFL history to win three Super Bowl titles in a four-year span. Belichick spent 20 years as an assistant coach in the NFL and this is his 15<sup>th</sup> season as a head coach. According to the Elias Sports Bureau he is the only man in NFL history to serve 20 or more seasons as an assistant coach and at least 15 seasons as a head coach. Over a 100-game span from 2003-08, Belichick directed the team to an 82-18 record, marking the best 100-game span for any team in NFL history. In the 2007 season, Belichick led the Patriots to the fourth undefeated and untied regular season in the NFL's 88-year history and the first since the NFL established a 16-game schedule in 1978. He has led the Patriots to the Super Bowl four times in the last eight seasons and has produced six division championships in the last eight seasons, including five straight from 2003-07. Belichick's Patriots teams own the all-time NFL records for consecutive total victories (21 from 2003-04), consecutive regular-season victories (21 from 2006-08) and consecutive playoff victories (10 from 2001-05). Belichick owns the second best postseason record in NFL history (15-4) and is the winningest NFL head coach since 2001 (116-36). From 2003-04, he directed the Patriots to back-to-back Super Bowl titles while posting consecutive 17-win campaigns. Belichick has spent more seasons in the league than any other current NFL head coach, and in that time has been a part of five Super Bowl championship teams. His overall record of 121-47 with the Patriots gives him the most victories and the best winning percentage of any head coach in franchise history.

## ELITE COMPANY

Bill Belichick is one of nine NFL head coaches to win three or more championships since the league began postseason play in 1933. With the Patriots' victory in Super Bowl XXXIX, Belichick joined an exclusive club in which each of the eight other members has been enshrined in the Pro Football Hall of Fame.

### HEAD COACHES WITH THREE OR MORE NFL TITLES

(Listed alphabetically)

| Head Coach            | Championship Team(s)           |
|-----------------------|--------------------------------|
| <b>Bill Belichick</b> | <b>New England Patriots</b>    |
| Paul Brown            | Cleveland Browns               |
| Weeb Ewbank           | Baltimore Colts, New York Jets |
| Joe Gibbs             | Washington Redskins            |
| George Halas          | Chicago Bears                  |
| Curly Lambeau         | Green Bay Packers              |
| Vince Lombardi        | Green Bay Packers              |
| Chuck Noll            | Pittsburgh Steelers            |
| Bill Walsh            | San Francisco 49ers            |

## BELICHICK'S PATRIOTS RENAISSANCE

Any successful project requires a sound plan, and once head coach Bill Belichick implemented his design on the Patriots, his approach has given him the best record of any NFL head coach who has coached at least 40 games since 2001.

### NFL COACHES' RECORDS SINCE 2001

| Coach                 | Team      | W          | L         | T        | Pct.        |
|-----------------------|-----------|------------|-----------|----------|-------------|
| <b>Bill Belichick</b> | <b>NE</b> | <b>116</b> | <b>36</b> | <b>0</b> | <b>.762</b> |
| Tony Dungy            | TB/IND    | 101        | 41        | 0        | .711        |
| Mike Tomlin           | PIT       | 30         | 13        | 0        | .698        |
| Wade Phillips         | ATL/DAL   | 29         | 14        | 0        | .674        |
| Bill Cowher           | PIT       | 70         | 35        | 1        | .665        |
| Andy Reid             | PHI       | 95         | 54        | 1        | .637        |
| Mike Martz            | STL       | 46         | 29        | 0        | .613        |

## BELICHICK WINS 100<sup>th</sup> REGULAR-SEASON GAME WITH PATRIOTS

The Patriots' victory over Oakland on Dec. 14, 2008 was Bill Belichick's 100th regular-season victory as Patriots head coach. His 100th victory came in his 142nd regular-season game as head coach, and only three NFL coaches have won their 100th game with a team in fewer tries – Oakland's John Madden (136 games), Miami's Don Shula (137) and Cleveland's Paul Brown (138).

## AMONG THE GREATS

Coach Belichick has recorded 158 career wins and is one of 17 coaches in NFL history to win 150 or more games. Belichick owns a career winning percentage of .632, which is third all-time, behind Don Shula (.666) and George Halas (.682).

### TOP WINNING PERCENTAGE AMONG HEAD COACHES WITH AT LEAST 150 WINS (INCL. POSTSEASON)

| Head Coach            | Team(s)       | Years                     | W          | L         | T        | Pct.        |
|-----------------------|---------------|---------------------------|------------|-----------|----------|-------------|
| George Halas          | CHI           | 1920-29,33-41,46-55,58-67 | 324        | 151       | 31       | .682        |
| Don Shula             | BAL/MIA       | 1963-95                   | 347        | 173       | 6        | .666        |
| <b>Bill Belichick</b> | <b>CLV/NE</b> | <b>1991-95,00-09</b>      | <b>158</b> | <b>92</b> | <b>0</b> | <b>.632</b> |
| Curly Lambeau         | GB/CHC/WAS    | 1921-53                   | 229        | 134       | 22       | .630        |
| Joe Gibbs             | WAS           | 1981-92,04-07             | 171        | 101       | 0        | .629        |

NOTE: Winning percentage calculated using current NFL rules, counting a tie as a half-win, half-loss.

## SUPER SUCCESS

Bill Belichick is one of just four head coaches to win three Super Bowl championships. Belichick is the only coach to win three Super Bowls in the post-1993 salary cap era.

### MOST SUPER BOWL VICTORIES

| Head Coach            | Team      | Titles   | Seasons                 |
|-----------------------|-----------|----------|-------------------------|
| Chuck Noll            | PIT       | 4        | 1974, 1975, 1978, 1979  |
| <b>Bill Belichick</b> | <b>NE</b> | <b>3</b> | <b>2001, 2003, 2004</b> |
| Joe Gibbs             | WAS       | 3        | 1982, 1987, 1991        |
| Bill Walsh            | SF        | 3        | 1981, 1984, 1988        |

NOTE: Sorted by most recent championship. Super Bowls have determined NFL champion since 1966.

## PLAYOFF SUCCESS

Coach Belichick has won 15 career playoff games, a total that is the fifth-highest by a head coach in NFL history.

### MOST PLAYOFF WINS BY AN NFL HEAD COACH

| Coach                 | Team(s)                                       | Wins      |
|-----------------------|---|-----------|
| Tom Landry            | Dallas Cowboys                                | 20        |
| Don Shula             | Baltimore Colts, Miami Dolphins               | 19        |
| Joe Gibbs             | Washington Redskins                           | 17        |
| Chuck Noll            | Pittsburgh Steelers                           | 16        |
| <b>Bill Belichick</b> | <b>Cleveland Browns, New England Patriots</b> | <b>15</b> |

## POSTSEASON PROWESS

Bill Belichick is the second winningest head coach in NFL playoff history, trailing only the legendary Vince Lombardi, whose name is emblazoned on the Super Bowl trophy.

### BEST POSTSEASON RECORDS IN NFL HISTORY

| Head Coach            | Team(s)       | W         | L        | Pct.        |
|-----------------------|---------------|-----------|----------|-------------|
| Vince Lombardi        | GB/WAS        | 9         | 1        | .900        |
| <b>Bill Belichick</b> | <b>CLE/NE</b> | <b>15</b> | <b>4</b> | <b>.789</b> |

## TOPS IN TEAM HISTORY

Bill Belichick is the most successful head coach in Patriots history. He has recorded more wins (121) and a higher winning percentage (.720) than any of the 13 previous head coaches.

### WINNINGEST HEAD COACHES IN PATRIOTS HISTORY

| Coach                 | Years          | Career Winning Pct. | Overall W-L-T   | Playoff W-L |
|-----------------------|----------------|---------------------|-----------------|-------------|
| <b>Bill Belichick</b> | <b>2000-09</b> | <b>.720</b>         | <b>121-47-0</b> | <b>14-3</b> |
| Raymond Berry         | 1984-89        | .554                | 51-41-0         | 3-2         |
| Pete Carroll          | 1997-99        | .549                | 28-23-0         | 1-2         |
| Ron Meyer             | 1982-84        | .529                | 18-16-0         | 0-1         |





# QB Tom Brady News & Notes

## RECORDING SUCCESS

Tom Brady has quarterbacked the Patriots to victories in 92 of his 118 career regular-season starts, compiling a .779 winning percentage and giving him the best record of any quarterback in the Super Bowl Era (since 1966). Including his 14-3 record in the playoffs, he is 106-29 (.785) as a starter.



## TOP WINNING PERCENTAGES IN SUPER BOWL ERA

(Since 1966, Minimum 50 Starts, Regular Season Only)

| Player           | Team(s)   | Years          | W         | L         | T        | Pct.        |
|------------------|-----------|----------------|-----------|-----------|----------|-------------|
| <b>Tom Brady</b> | <b>NE</b> | <b>2000-09</b> | <b>92</b> | <b>26</b> | <b>0</b> | <b>.779</b> |
| Roger Staubach   | DAL       | 1969-79        | 85        | 29        | 0        | .746        |
| Joe Montana      | SF/KC     | 1979-94        | 117       | 47        | 0        | .713        |

## ACTIVE QUARTERBACKS WINNING PERCENTAGE

Minimum 32 Starts (two full seasons), Regular Season Only

| Quarterback        | Team(s)    | W         | L         | T        | Pct.        |
|--------------------|------------|-----------|-----------|----------|-------------|
| <b>Tom Brady</b>   | <b>NE</b>  | <b>92</b> | <b>26</b> | <b>0</b> | <b>.779</b> |
| Philip Rivers      | SD         | 29        | 11        | 0        | .725        |
| Ben Roethlisberger | PIT        | 45        | 18        | 0        | .714        |
| Peyton Manning     | IND        | 113       | 55        | 0        | .673        |
| Donovan McNabb     | PHI        | 78        | 40        | 0        | .661        |
| Brett Favre        | GB/NYJ/MIN | 167       | 94        | 0        | .640        |
| Jake Delhomme      | CAR        | 42        | 31        | 0        | .575        |

## MOST VICTORIES / FIRST 100 STARTS IN SUPER BOWL ERA

| Player           | Team(s)   | 1st Start      | 100th Start     | Wins      |
|------------------|-----------|----------------|-----------------|-----------|
| <b>Tom Brady</b> | <b>NE</b> | <b>9/30/01</b> | <b>10/14/07</b> | <b>76</b> |
| Roger Staubach   | DAL       | 9/20/70        | 9/16/79         | 76        |
| Ken Stabler      | OAK/HOU   | 10/17/71       | 9/21/80         | 72        |
| Terry Bradshaw   | PIT       | 9/20/70        | 11/27/78        | 68        |
| Brett Favre      | GB        | 9/27/92        | 10/25/98        | 68        |
| Joe Montana      | SF        | 12/2/79        | 9/18/88         | 68        |

## TOM BRADY'S RECORD AS A STARTER

|                 | Reg. Season  | Playoffs    | Total         |
|-----------------|--------------|-------------|---------------|
| <b>Overall:</b> | <b>92-26</b> | <b>14-3</b> | <b>106-29</b> |
| Home:           | 50-10        | 8-0         | 58-10         |
| Road:           | 42-16        | 6-3*        | 48-19*        |

### By Yardage Total

|                |       |     |       |
|----------------|-------|-----|-------|
| Less than 200: | 21-11 | 3-0 | 24-11 |
| 200-299:       | 47-13 | 9-2 | 56-15 |
| 300 or more:   | 24-2  | 2-1 | 26-3  |

### Other Records

|                        |      |      |      |
|------------------------|------|------|------|
| On Artificial Turf:    | 41-2 | 4-1  | 45-3 |
| Temp. Below 40:        | 20-3 | 8-0  | 28-3 |
| Thanksgiving or later: | 34-6 | 14-3 | 48-9 |
| Leading at Halftime:   | 72-4 | 10-2 | 82-6 |
| Leading after 3 Qtrs:  | 75-2 | 9-2  | 84-4 |
| Overtime:              | 6-1  | 1-0  | 7-1  |
| Final margin <7 pts:   | 26-4 | 6-2  | 32-6 |
| Final margin <4 pts:   | 16-5 | 6-1  | 22-6 |
| Passer rating >100.0:  | 48-1 | 6-0  | 54-1 |

\*-Includes three Super Bowls at neutral sites

## WINNINGEST COACH/QB TANDEM

Bill Belichick and Tom Brady are 92-26 (.779) as a head coach-starting quarterback tandem, marking the best winning percentage of any coach-quarterback tandem since the 1970 AFL-NFL Merger. In the playoffs, the tandem is 14-3 (.824), for an overall record of 106-29 (.785).

## WINNINGEST COACH/QB TANDEM SINCE 1970

(Regular Season Only)

| Quarterback/Head Coach          | Team      | W         | L         | T        | Pct.        |
|---------------------------------|-----------|-----------|-----------|----------|-------------|
| <b>Tom Brady/Bill Belichick</b> | <b>NE</b> | <b>92</b> | <b>26</b> | <b>0</b> | <b>.779</b> |
| Ken Stabler/John Madden         | OAK       | 60        | 19        | 1        | .756        |
| Jim McMahon/Mike Ditka          | CHI       | 46        | 15        | 0        | .754        |
| Peyton Manning/Tony Dungy       | IND       | 73        | 24        | 0        | .753        |

## AFC OFFENSIVE PLAYER OF THE MONTH

Brady was named AFC Offensive Player of the Month for October, the third time in his career he has earned such an honor.

## BRADY IN ELITE COMPANY

Tom Brady passed Steve Grogan into second place on the Patriots all-time passing yards list at the Jets (9/20/09) and needs 1,180 yards to pass Drew Bledsoe and take over first place in franchise history.

## PATRIOTS ALL-TIME LEADING PASSERS

| Player           | YEARS          | ATT          | COMP         | YARDS         |
|------------------|----------------|--------------|--------------|---------------|
| Drew Bledsoe     | 1993-01        | 4,518        | 2,544        | 29,657        |
| <b>Tom Brady</b> | <b>2000-09</b> | <b>3,926</b> | <b>2,480</b> | <b>28,478</b> |
| Steve Grogan     | 1975-90        | 3,593        | 1,879        | 26,886        |

## 30,000 YARDS PASSING WITHIN REACH

Brady needs 1,522 yards to reach the 30,000-yard milestone. Two players may hit the 30,000-yard mark in 2009: Brady and Drew Brees (New Orleans, 28,264). Kurt Warner reached the milestone in Week 6 and Donovan McNabb reached in Week 7. If all of those other players reach the milestone, then the NFL List will expand to 32 players in NFL History.

## 200 TOUCHDOWNS

Brady became the 27th player in NFL history to reach 200 touchdowns with his 36-yard touchdown pass to TE Chris Baker in the fourth quarter of the Atlanta game (9/27). Brady reached the milestone in a short period of time. His 212 career NFL touchdowns are tied for 21<sup>st</sup> place on the NFL list with Terry Bradshaw and Y.A. Tittle.

## NFL RECORD BOOK / FASTEST TO 200 TOUCHDOWN PASSES

| Games      | Player           | Team(s)            | NFL Debut       | 200th TD       |
|------------|------------------|--------------------|-----------------|----------------|
| 89         | Dan Marino       | Miami              | 9/19/83         | 9/17/89        |
| 106        | Peyton Manning   | Indianapolis       | 9/6/98          | 11/21/04       |
| 107        | Brett Favre      | Atlanta/Green Bay  | 10/27/91        | 11/15/98       |
| <b>116</b> | <b>Tom Brady</b> | <b>New England</b> | <b>11/23/00</b> | <b>9/27/09</b> |
| 121        | Johnny Unitas    | Baltimore Colts    | 1956            | 1963           |

## BRADY'S COMEBACKS

Tom Brady has engineered 29 career game-winning performances to lead his team to a victory from a fourth-quarter deficit or tie. He has accomplished the feat 23 times in the regular season and six times in the playoffs.

## TOM BRADY'S GAME-WINNING PERFORMANCES (29)

| Date     | Opp.   | Time Remaining |         |     | Passing Statistics <sup>^</sup> |     |    |     |  | Final    |
|----------|--------|----------------|---------|-----|---------------------------------|-----|----|-----|--|----------|
|          |        | Score          | in Reg. | Att | Cmp                             | Yds | TD | Int |  |          |
| 09/14/09 | BUF    | 13-24          | 5:32    | 11  | 13                              | 112 | 2  | 0   |  | 25-24    |
| 12/29/07 | at NYG | 23-28          | 15:00   | 12  | 8                               | 130 | 1  | 0   |  | 38-35    |
| 12/03/07 | at BAL | 17-24          | 14:25   | 17  | 7                               | 113 | 1  | 0   |  | 27-24    |
| 11/25/07 | PHI    | 24-28          | 15:00   | 16  | 11                              | 109 | 0  | 0   |  | 31-28    |
| 11/04/07 | at IND | 10-20          | 9:42    | 10  | 8                               | 144 | 2  | 0   |  | 24-20    |
| 01/14/07 | at SD* | 13-21          | 8:35    | 14  | 9                               | 122 | 1  | 1   |  | 24-21    |
| 12/03/06 | DET    | 13-21          | 13:07   | 15  | 14                              | 101 | 0  | 0   |  | 28-21    |
| 11/26/06 | CHI    | 10-10          | 14:46   | 7   | 6                               | 98  | 1  | 0   |  | 17-13    |
| 11/13/05 | at MIA | 15-16          | 2:53    | 2   | 2                               | 76  | 1  | 0   |  | 23-16    |
| 10/30/05 | BUF    | 7-16           | 10:07   | 4   | 4                               | 69  | 0  | 0   |  | 21-16    |
| 10/09/05 | at ATL | 28-28          | 3:52    | 2   | 2                               | 17  | 0  | 0   |  | 31-28    |
| 09/25/05 | at PIT | 10-13          | 14:19   | 12  | 12                              | 167 | 0  | 0   |  | 23-20    |
| 02/06/05 | PHI**  | 14-14          | 15:00   | 4   | 2                               | 33  | 0  | 0   |  | 24-21    |
| 10/03/04 | at BUF | 17-17          | 15:00   | 4   | 2                               | 8   | 1  | 0   |  | 31-17    |
| 02/01/04 | CAR**  | 29-29          | 1:08    | 5   | 4                               | 47  | 0  | 0   |  | 32-29    |
| 01/10/04 | TEN*   | 14-14          | 15:00   | 11  | 6                               | 27  | 0  | 0   |  | 17-14    |
| 11/30/03 | at IND | 31-31          | 10:21   | 6   | 3                               | 31  | 1  | 0   |  | 38-34    |
| 11/23/03 | at HST | 13-20          | 3:11    | 14  | 10                              | 133 | 1  | 0   |  | 23-20 ot |
| 11/03/03 | at DEN | 23-26          | 2:51    | 4   | 5                               | 58  | 1  | 0   |  | 30-26    |
| 10/19/03 | at MIA | 13-13          | 15:00   | 10  | 7                               | 147 | 1  | 0   |  | 19-13 ot |
| 10/05/03 | TEN    | 24-27          | 4:40    | 1   | 1                               | 15  | 0  | 0   |  | 38-30    |
| 12/29/02 | MIA    | 13-24          | 4:59    | 13  | 8                               | 69  | 1  | 0   |  | 27-24 ot |
| 11/10/02 | at CHI | 19-30          | 5:16    | 14  | 9                               | 116 | 2  | 0   |  | 33-30    |
| 09/22/02 | KC     | 38-38          | 0:00    | 5   | 4                               | 46  | 0  | 0   |  | 41-38 ot |
| 02/03/02 | STL**  | 17-17          | 1:21    | 8   | 5                               | 53  | 0  | 0   |  | 20-17    |
| 01/19/02 | OAK*   | 3-13           | 15:00   | 27  | 20                              | 138 | 0  | 0   |  | 16-13 ot |
| 12/16/01 | at BUF | 6-9            | 5:57    | 13  | 9                               | 116 | 0  | 0   |  | 12-9 ot  |
| 12/02/01 | at NYJ | 14-16          | 15:00   | 7   | 6                               | 56  | 0  | 0   |  | 17-16    |
| 10/14/01 | SD     | 16-26          | 8:48    | 18  | 13                              | 130 | 1  | 0   |  | 29-26 ot |

<sup>^</sup>-Statistics are from the time noted until the end of the game \* Divisional Playoffs \*\* Super Bowl

## AFC PLAYER OF THE WEEK HONOR

Tom Brady was named AFC Offensive Player of the Week by the NFL for his performances in the Patriots wins vs. Buffalo (9/14) and vs. Tennessee (10/18). He has earned the award 14 times in his career.



# WR RANDY MOSS NEWS & NOTES

## MOSS: ALL-TIME LEADER IN RECEPTIONS PER TD

Over his 11-year NFL career, Randy Moss has averaged one touchdown for every 6.37 receptions, a total that is the best in NFL history among any receiver with at least 500 receptions. Moss has caught 139 touchdowns out of 886 career receptions. Lance Alworth, who played 11 seasons for San Diego and Dallas from 1962-72, caught 85 touchdowns out of 542 career receptions for an average of one score every 6.38 receptions.



## ALL-TIME NFL LEADERS / RECEPTIONS PER TOUCHDOWN

(Minimum 500 career receptions)

| Player            | Team(s)           | Years            | Rec        | TD         | Rec/TD      |
|-------------------|-------------------|------------------|------------|------------|-------------|
| <b>Randy Moss</b> | <b>MIN/OAK/NE</b> | <b>1998-2009</b> | <b>886</b> | <b>139</b> | <b>6.37</b> |
| Lance Alworth     | SD/DAL            | 1962-1972        | 542        | 85         | 6.38        |
| Nat Moore         | MIA               | 1974-1986        | 510        | 74         | 6.89        |
| Mark Clayton      | MIA/GB            | 1983-1993        | 582        | 84         | 6.93        |
| Terrell Owens     | SF/PHI/DAL/BUF    | 1996-2009        | 974        | 140        | 6.96        |
| Don Maynard       | NYG/NYJ/STL       | 1958,60-73       | 633        | 88         | 7.19        |

## MOSS IS NFL'S PREMIER TD RECEIVER

Since entering the NFL in 1998, Randy Moss has caught 139 touchdown passes, more than any other player over that span. Since joining the Patriots via trade prior to the 2007 season, Moss has caught 38 touchdowns – also the best in the league over that span. In terms of overall touchdowns (rushing, receiving and returning), Moss has totaled 140 scores since entering the league in 1998 (139 via reception and one via punt return), a tally that ranks second only to LaDainian Tomlinson (142 touchdowns) over that span. Last season, Moss's 11 touchdown receptions led the AFC and tied for third in the NFL.

## NFL TOUCHDOWN RECEPTION LEADERS SINCE MOSS JOINED THE PATRIOTS IN 2007

| Player            | Team(s)   | Rec        | Yds          | TD        |
|-------------------|-----------|------------|--------------|-----------|
| <b>Randy Moss</b> | <b>NE</b> | <b>210</b> | <b>3,066</b> | <b>38</b> |
| Larry Fitzgerald  | ARZ       | 243        | 3,349        | 27        |
| Terrell Owens     | DAL/BUF   | 173        | 2,688        | 26        |
| Greg Jennings     | GB        | 163        | 2,656        | 23        |
| Reggie Wayne      | IND       | 237        | 3,344        | 22        |

## NFL TOUCHDOWN RECEPTION LEADERS SINCE MOSS ENTERED THE NFL IN 1998

| Player            | Team(s)           | Rec        | Yds           | TD         |
|-------------------|-------------------|------------|---------------|------------|
| <b>Randy Moss</b> | <b>MIN/OAK/NE</b> | <b>886</b> | <b>13,766</b> | <b>139</b> |
| Terrell Owens     | SF/PHI/DAL/BUF    | 879        | 12,947        | 128        |
| Marvin Harrison   | IND               | 965        | 12,878        | 114        |
| Tony Gonzalez     | KC/ATL            | 916        | 10,965        | 77         |
| Torry Holt        | STL/JAX           | 898        | 13,084        | 74         |
| Hines Ward        | PIT               | 842        | 10,382        | 74         |

## MOSS 6TH ON NFL'S ALL-TIME TD LIST

Moss is sixth all-time in career touchdowns with 140, behind active leaders WR Terrell Owens and RB LaDainian Tomlinson.

## NFL'S ALL-TIME TOUCHDOWN LEADERS

| Rk       | Player              | Season               | TD         |
|----------|---------------------|----------------------|------------|
| 1        | Jerry Rice          | 1985-2004(20)        | 208        |
| 2        | Emmitt Smith        | 1990-2004(15)        | 175        |
| 3        | Marcus Allen        | 1982-1997(16)        | 145        |
| 4t       | LaDainian Tomlinson | 2001-2009(9)         | 144        |
| 4t       | Terrell Owens       | 1996-2009(14)        | 143        |
| <b>6</b> | <b>Randy Moss</b>   | <b>1998-2009(12)</b> | <b>140</b> |
| 7        | Marshall Faulk      | 1994-2005(12)        | 136        |

## MOSS HAS 10TH CAREER 10-CATCH GAME

Moss had 10 catches in the win vs. Atlanta (9/27), making it his 10<sup>th</sup> game with 10 or more catches. The 10-catch performance was Moss's second of 2009 – he tied a career high with 12 catches in the season-opener vs. Buffalo (9/14). Moss now has three 10-catch games with New England.

## MOSS AMONG ALL-TIME LEADERS

Randy Moss is among the NFL's all-time leaders in two major receiving categories – career touchdown receptions and receiving yards per game. In his 10-plus seasons, Moss has caught 139 touchdown passes and is one of just five receivers in NFL history to break the 125-touchdown mark. Additionally, Moss has averaged 77.8 receiving yards per game during his career, a mark that ranks second all-time.

## NFL ALL-TIME LEADERS / RECEIVING TOUCHDOWNS

| Player            | Years            | Team(s)           | TDs        |
|-------------------|------------------|-------------------|------------|
| Jerry Rice        | 1985-2004        | SF/OAK/SEA        | 197        |
| Terrell Owens     | 1996-2009        | SF/PHI/DAL/BUF    | 140        |
| <b>Randy Moss</b> | <b>1998-2009</b> | <b>MIN/OAK/NE</b> | <b>139</b> |
| Cris Carter       | 1987-2002        | PHI/MIN/MIA       | 130        |
| Marvin Harrison   | 1996-2008        | IND               | 128        |
| Tim Brown         | 1988-2004        | LA(A)/OAK/TB      | 100        |
| Steve Largent     | 1976-1989        | SEA               | 100        |

## NFL ALL-TIME LEADERS / RECEIVING YARDS PER GAME

(Minimum 100 Games Played)

| Player            | Years            | Team(s)           | Gms        | Yds           | Yd/G        |
|-------------------|------------------|-------------------|------------|---------------|-------------|
| Torry Holt        | 1999-2009        | STL/JAX           | 165        | 13,084        | 79.3        |
| <b>Randy Moss</b> | <b>1998-2009</b> | <b>MIN/OAK/NE</b> | <b>177</b> | <b>13,766</b> | <b>77.8</b> |
| Marvin Harrison   | 1996-2008        | IND               | 190        | 14,580        | 76.7        |
| Jerry Rice        | 1985-2004        | SF/OAK/SEA        | 303        | 22,895        | 75.6        |
| Lance Alworth     | 1962-1972        | SD/DAL            | 136        | 10,266        | 75.5        |
| Michael Irvin     | 1988-1999        | DAL               | 159        | 11,904        | 74.9        |

## NFL ALL-TIME LEADERS / 100-YARD RECEIVING GAMES

| Player            | Team(s)           | Years            | Gms       |
|-------------------|-------------------|------------------|-----------|
| Jerry Rice        | SF/OAK/SEA        | 1985-2004        | 76        |
| <b>Randy Moss</b> | <b>MIN/OAK/NE</b> | <b>1998-2009</b> | <b>62</b> |
| Marvin Harrison   | IND               | 1996-2008        | 59        |
| Don Maynard       | NYG/NYJ/STL       | 1958, 60-73      | 50        |

## NFL ALL-TIME LEADERS / GAMES WITH 2+ TD REC.

| Player            | Team(s)           | Years            | Gms       |
|-------------------|-------------------|------------------|-----------|
| Jerry Rice        | SF/OAK/SEA        | 1985-2004        | 44        |
| <b>Randy Moss</b> | <b>MIN/OAK/NE</b> | <b>1998-2009</b> | <b>33</b> |
| Terrell Owens     | SF/PHI/DAL/BUF    | 1996-2009        | 30        |
| Marvin Harrison   | IND               | 1996-2008        | 29        |
| Cris Carter       | PHI/MIN/MIA       | 1987-2002        | 29        |
| Don Hutson        | GB                | 1935-1945        | 28        |

## MOSS MOVING UP ALL-TIME LISTS

Moss has 43 receptions in 2009 and is in 11<sup>th</sup> place on the NFL's All-Time Reception list with 886 career receptions. He can become the 10<sup>th</sup> player to surpass 900 career receptions in 2009. He is one of 23 players to have at least 800 receptions.

## MOSS MOVING UP ALL-TIME LISTS

Randy Moss currently ranks ninth on the NFL's all-time receiving yards list with 13,766 receiving yards. He is one of 12 players in NFL history to total at least 13,000 receiving yards. Moss moved into the top 10 on the NFL's receiving yardage list on Dec. 14, 2008 at Oakland. Moss needs 234 yards receiving to become the seventh player in NFL history to reach 14,000 yards.

## NFL ALL-TIME LEADERS / RECEIVING YARDS

| Rk       | Player            | Team(s)            | Years            | Yards         |
|----------|-------------------|--------------------|------------------|---------------|
| 1        | Jerry Rice        | SF/OAK/SEA         | 1985-2004        | 22,895        |
| 2        | Isaac Bruce       | STL/SF             | 1994-2009        | 15,185        |
| 3        | Tim Brown         | OAK/TB             | 1988-2004        | 14,934        |
| 4        | Marvin Harrison   | IND                | 1996-2008        | 14,580        |
| 5        | Terrell Owens     | SF/PHI/DAL/BUF     | 1996-2009        | 14,403        |
| 6        | James Lofton      | GB/OAK/BUF/STL/PHI | 1978-1993        | 14,004        |
| 7        | Cris Carter       | PHI/MIN/MIA        | 1987-2002        | 13,899        |
| 8        | Henry Ellard      | LA(N)/WAS/NE       | 1983-1998        | 13,777        |
| <b>9</b> | <b>Randy Moss</b> | <b>MIN/OAK/NE</b>  | <b>1998-2009</b> | <b>13,766</b> |
| 10       | Andre Reed        | BUF/WAS            | 1985-2000        | 13,198        |



# WR Wes Welker News & Notes

## WELKER LEADS NFL IN RECEPTIONS SINCE 2007

Wes Welker leads the NFL with 269 receptions since the start of 2007. In 2007, he set a Patriots franchise record with 112 receptions, tying him for the NFL lead and setting a league record for most receptions in a player's first season with a new team. In 2008, he nearly replicated that feat, with his 111 receptions placing second in the NFL. Welker joined the Patriots in a trade with the Miami Dolphins prior to the 2007 season, and since then is the NFL's leading receiver.



### 2007-PRESENT NFL RECEPTION LEADERS

| Player              | Team      | Rec.       | Yds          | TD        |
|---------------------|-----------|------------|--------------|-----------|
| <b>Wes Welker</b>   | <b>NE</b> | <b>269</b> | <b>2,824</b> | <b>15</b> |
| Larry Fitzgerald    | ARZ       | 243        | 3,349        | 27        |
| T.J. Houshmandzadeh | CIN/SEA   | 239        | 2,430        | 18        |
| Brandon Marshall    | DEN       | 239        | 2,946        | 17        |
| Reggie Wayne        | IND       | 237        | 3,344        | 22        |
| Tony Gonzalez       | KC/ATL    | 228        | 2,623        | 18        |

## WELKER AVERAGING 7 CATCHES A GAME

Wes Welker is averaging 7.3 receptions per game since joining New England in 2007. His 7.3 average is the highest in the NFL during that time.

### MOST RECEPTIONS PER GAME SINCE 2007 (Minimum -20 games)

| Player              | Team                        | Average    |
|---------------------|-----------------------------|------------|
| <b>Wes Welker</b>   | <b>New England Patriots</b> | <b>7.3</b> |
| Andre Johnson       | Houston Texans              | 6.6        |
| Larry Fitzgerald    | Arizona Cardinals           | 6.4        |
| Anquan Boldin       | Arizona Cardinals           | 6.3        |
| T.J. Houshmandzadeh | Seattle Seahawks            | 6.3        |
| Brandon Marshall    | Denver Broncos              | 6.3        |

## WELKER TOTALS ARE HIGH

Wes Welker has had six or more receptions in 19 of his last 21 regular-season games. He caught 12 passes in the 2009 season-opener vs. Buffalo (9/14). After missing two games with an injury, Welker returned and caught 6 passes vs. Baltimore (10/11) followed by 8 at Denver (10/11), 10 vs. Tennessee and 10 at Tampa Bay.

Wes Welker caught at least six passes in each of the first 11 games in 2008. Welker is the first player in NFL history to have six or more catches in the first 11 games of a season.

### MOST CONSEC. GAMES WITH 6+ REC. TO OPEN SEASON

| Player            | Team                        | Year        | Games     |
|-------------------|-----------------------------|-------------|-----------|
| <b>Wes Welker</b> | <b>New England Patriots</b> | <b>2008</b> | <b>11</b> |
| Jimmy Smith       | Jacksonville Jaguars        | 2001        | 8         |

## WELKER LEADS NFL IN YARDS AFTER CATCH

Wes Welker leads the NFL in yards after the catch since joining the Patriots in 2007.

### MOST YARDS AFTER THE SINCE 2007

| Player            | Team                        | Yards After the Catch |
|-------------------|-----------------------------|-----------------------|
| <b>Wes Welker</b> | <b>New England Patriots</b> | <b>1,684</b>          |
| Brian Westbrook   | Philadelphia Eagles         | 1,323                 |
| M. Jones-Drew     | Jacksonville Jaguars        | 1,157                 |

## WELKER RECORDS 12 CATCHES

Wes Welker tied his second-highest single-game reception total with 12 catches in the season-opener vs. Buffalo (9/14). His dozen receptions trail only his career-high 13 catches vs. Philadelphia on Nov. 25, 2007. Welker's other 12-catch game was last season at Seattle on Dec. 7, 2008. His 12 receptions tie the fifth-highest single-game total in team history, behind Troy Brown's team-record 16 catches on Sept. 22, 2002 and three 13-catch performances (Welker, 11/25/07; Deion Branch, 9/29/02; Terry Glenn, 10/3/99). With 12 catches against Buffalo and 10 vs. Tennessee and Tampa Bay, Welker has seven career regular-season games with 10 or more catches. Despite missing two games, Welker is tied for 4<sup>th</sup> in the NFL with 46 receptions.

## WELKER RECORDS 12 CATCHES (continued)

### PATRIOTS SINGLE-GAME RECEPTION LEADERS

| Player            | Date            | Opp.           | Rec        | Yds        |
|-------------------|-----------------|----------------|------------|------------|
| Troy Brown        | 09/22/02        | KC             | 16         | 176        |
| <b>Wes Welker</b> | <b>11/25/07</b> | <b>PHI</b>     | <b>13</b>  | <b>149</b> |
| Deion Branch      | 09/29/02        | at SD          | 13         | 128        |
| Terry Glenn       | 10/03/99        | at CLV         | 13         | 214        |
| <b>Wes Welker</b> | <b>09/14/09</b> | <b>vs. BUF</b> | <b>12</b>  | <b>93</b>  |
| Randy Moss        | 09/14/09        | vs. BUF        | 12         | 141        |
| <b>Wes Welker</b> | <b>12/07/08</b> | <b>at SEA</b>  | <b>12*</b> | <b>134</b> |
| Troy Brown        | 12/04/00        | KC             | 12         | 119        |
| Ben Coates        | 11/27/94        | at IND         | 12         | 119        |

\*-Also caught a 2-point conversion pass in addition to his 12 receptions

## ANOTHER HISTORIC PERFORMANCE

Wes Welker's 111 receptions in 2008 stand as the second-highest single-season total in team history. Welker's 111 catches were just one shy of his franchise-record 112 catches in 2007. Welker can join Jerry Rice (3), Herman Moore (3) and Marvin Harrison (4) as the only players to catch 100 passes in three consecutive seasons.

### PATRIOTS SINGLE-SEASON RECEPTION LEADERS

| Player            | Season      | Rec.       | Yds         | TD        |
|-------------------|-------------|------------|-------------|-----------|
| <b>Wes Welker</b> | <b>2007</b> | <b>112</b> | <b>1175</b> | <b>8</b>  |
| <b>Wes Welker</b> | <b>2008</b> | <b>111</b> | <b>1165</b> | <b>3</b>  |
| Troy Brown        | 2001        | 101        | 1199        | 5         |
| <b>Randy Moss</b> | <b>2007</b> | <b>98</b>  | <b>1493</b> | <b>23</b> |
| Troy Brown        | 2002        | 97         | 890         | 3         |
| Ben Coates        | 1994        | 96         | 1174        | 7         |

## WELKER PILES UP YARDS

Wes Welker led the Patriots with 1,165 receiving yards in 2008 and joined Randy Moss in recording the first back-to-back 1,000-yard receiving seasons in Patriots history. Moss also had 1,000 receiving yards in 2007 and 2008. Welker's 1,165 yards in 2008 rank sixth on the Patriots' all-time single-season list. In 2007, Welker totaled 1,175 receiving yards – a performance that ranked fourth in team history. In the franchise's 49-year history, there have been 11 single-season performances of 1,000 receiving yards and Welker owns two of them.

### PATRIOTS SINGLE-SEASON RECEIVING YARD LEADERS

| Player            | Season      | Yds         | Rec.       | TD        |
|-------------------|-------------|-------------|------------|-----------|
| <b>Randy Moss</b> | <b>2007</b> | <b>1493</b> | <b>98</b>  | <b>23</b> |
| Stanley Morgan    | 1986        | 1491        | 84         | 10        |
| Troy Brown        | 2001        | 1199        | 101        | 5         |
| <b>Wes Welker</b> | <b>2007</b> | <b>1175</b> | <b>112</b> | <b>8</b>  |
| Ben Coates        | 1994        | 1174        | 96         | 7         |
| <b>Wes Welker</b> | <b>2008</b> | <b>1165</b> | <b>111</b> | <b>3</b>  |
| Terry Glenn       | 1999        | 1147        | 69         | 4         |
| Terry Glenn       | 1996        | 1132        | 90         | 6         |

## WELKER'S ROUTE TO THE NFL

Despite being named the Oklahoma football player of the year by both the *USA Today* and the *Daily Oklahoman*, Wes Welker's only scholarship offer came from Texas Tech, and only after a player that committed to Texas Tech backed out.

"I was thinking I'd get a scholarship somewhere," Welker said. "When it didn't happen when it was supposed to I was pretty hurt by it."

Welker had an impressive collegiate career, accumulating 259 receptions and eight punts returned for touchdowns. He even won a national award as the best special teams player in the country. Despite those accolades, he was passed over in the 2004 NFL draft and signed with San Diego as a free agent. He made the team, then was cut after the first game.

He signed with Miami soon after and was used just on special teams. He caught New England's eye with a 71-yard punt return on Monday Night Football in a game against the Patriots. He was acquired by the Patriots in a trade with Miami in 2007.

## WELKER SETS CAREER HIGH

Wes Welker registered his ninth NFL 100-yard game and set a career-high with 150 yards receiving in the Patriots 59-0 win over Tennessee (10/18). His previous best was a 149 yards vs. Philadelphia (11/25/07).






# PATRIOTS NEWS & NOTES

## MEMBER OF 2000/2000 CLUB FOR THE 2000s

Kevin Faulk is one of just 13 NFL players this decade to total at least 2,000 rushing yards and at least 2,000 receiving yards, and is one of only six players to have at least 2,000 rushing yards and at least 3,000 receiving yards. Faulk has totaled 3,037 rushing yards and 3,363 receiving yards since 2000, joining an exclusive list of elite players who have achieved the feat. Faulk is one of just seven players who reached the milestone with just one team. In the 1990s, there were 13 players who achieved the 2000/2000 milestone; 22 players did it in the 1980s; nine players achieved the feat in the 1970s.



## PLAYERS WITH 2,000 RUSHING YARDS AND 2,000 RECEIVING YARDS SINCE 2000

(Listed Alphabetically)

| Player              | Team        | Rushing     | Receiving   |
|---------------------|-------------|-------------|-------------|
| Tiki Barber*        | NYG         | 9514        | 3927        |
| Warrick Dunn*       | TB/ATL      | 8347        | 2944        |
| <b>Kevin Faulk</b>  | <b>NE</b>   | <b>3037</b> | <b>3363</b> |
| Marshall Faulk*     | STL         | 5578        | 3023        |
| Charlie Garner*     | SF/OAK/TB   | 3607        | 2614        |
| Ahman Green*        | GB/HST      | 8716        | 2863        |
| Priest Holmes*      | KC          | 6658        | 2598        |
| Stephen Jackson     | STL         | 6075        | 2151        |
| Edgerrin James      | IND/ARZ/SEA | 10693       | 2778        |
| Michael Pittman*    | ARZ/TB/DEN  | 5247        | 3316        |
| LaDainian Tomlinson | SD          | 12027       | 3833        |
| Brian Westbrook     | PHI         | 5918        | 3739        |
| Ricky Williams      | NO/MIA      | 7310        | 2131        |

\*-No Longer Active

## MOST PRODUCTIVE PATRIOT SINCE 2001

Kevin Faulk has more total yards from scrimmage than any other Patriots player since 2001. Faulk has totaled 5,365 yards from scrimmage (2,467 rushing and 2,898 receiving).

## PATRIOTS LEADERS / YDS FROM SCRIMMAGE SINCE 2001

| Player             | Years          | Rush-Yd         | Rec.-Yd         | Yd/Scrim.   |
|--------------------|----------------|-----------------|-----------------|-------------|
| <b>Kevin Faulk</b> | <b>2001-09</b> | <b>569-2467</b> | <b>337-2898</b> | <b>5365</b> |
| Troy Brown         | 2001-07        | 22-150          | 337-3595        | 3745        |
| Corey Dillon       | 2004-06        | 753-3180        | 52-431          | 3611        |
| Antowain Smith     | 2001-03        | 721-2781        | 64-527          | 3308        |
| Deion Branch       | 2002-05        | 3-11            | 213-2744        | 2755        |

## FAULK: FRANCHISE RB RECEPTIONS LEADER

Kevin Faulk is the Patriots' all-time leader in receptions by a running back, totaling 400 career receptions. His receiving total ranks fourth on the Patriots' overall receptions list. He moved past Irving Fryar into fourth place during the Patriots' game against the Pittsburgh Steelers on Oct. 30, 2008. He passed Terry Glenn for fifth place against San Francisco on Oct. 5, 2008. He is the 26<sup>th</sup> running back in NFL history to reach 400 receptions.

## RECEPTIONS BY PATRIOTS RUNNING BACKS

| Player             | Years            | Rec.       |
|--------------------|------------------|------------|
| <b>Kevin Faulk</b> | <b>1999-2009</b> | <b>400</b> |
| Tony Collins       | 1981-1987        | 261        |
| Sam Cunningham     | 1973-79, 1981-82 | 210        |
| Larry Garron       | 1960-68          | 185        |

## PATRIOTS ALL-TIME CAREER RECEPTIONS LIST

| Rk       | Player             | Pos.      | Years            | Rec.       |
|----------|--------------------|-----------|------------------|------------|
| 1        | Troy Brown         | WR        | 1993-2007        | 557        |
| 2        | Stanley Morgan     | WR        | 1977-1989        | 534        |
| 3        | Ben Coates         | TE        | 1991-1999        | 490        |
| <b>4</b> | <b>Kevin Faulk</b> | <b>RB</b> | <b>1999-2009</b> | <b>400</b> |
| 5        | Irving Fryar       | WR        | 1984-1992        | 363        |

## ELITE COMPANY

The Patriots are the fourth team in NFL history to start a season with 25,000-yard passer (Tom Brady 28,478), a 10,000-yard receiver (Randy Moss 13,766) and a 10,000-yard rusher (Fred Taylor – 11,472).

## Team PLAYERS

|               |   |
|---------------|---|
| Dallas (1998) | Aikman (26,016), E.Smith (11,234), Irvin (10,680) |
| Dallas (1999) | Aikman (28,346), E.Smith (12,566), Irvin (11,737) |
| StL (2004)    | Chandler (28,021), Faulk (11,213), Bruce (10,461) |

## PATRIOTS ELECT FIVE SEASON CAPTAINS

The New England Patriots announced their 2009 captains prior to the start of the regular-season. Quarterback Tom Brady and WR Randy Moss will serve as offensive captains. Nose tackle Vince Wilfork and LB Jerod Mayo will serve as defensive captains. Wide receiver Sam Aiken will serve as special teams captain. The Patriots' 2009 captains were elected by their teammates.

On offense, Brady will serve as an offensive captain for the eighth straight season, having first been elected in 2002. Moss, in his third season with the Patriots after joining the team via trade in April 2007, will serve as a Patriots captain for the second straight season.

On defense, Wilfork is a captain for the second straight season, while Mayo will serve as a captain for the first time. He joined the Patriots as a first-round pick in 2008 and earned the AP Defensive Rookie of the Year award.

Aiken will serve as the Patriots' special teams captain for the first time. A special teams standout, Aiken has accumulated 71 special teams tackles during his six NFL seasons, entering the 2009 season.

## ADALIUS THOMAS

Adalius Thomas has 51.0 career sacks and is one of six active linebackers with 50 or more sacks. (Joining Joey Porter, Junior Seau DeMarcus Ware, Mike Vrabel and Chike Okefor).



## ACTIVE NFL LBs WITH AT LEAST 50.0 SACKS

| Player                         | Years            | Sacks       |
|--------------------------------|------------------|-------------|
| Joey Porter (Pitt/Mia)         | 1999-2009        | 85.5        |
| DeMarcus Ware (Dallas)         | 2005-2009        | 58.5        |
| Junior Seau (SD/MIA/NE)        | 1990-2009        | 56.5        |
| Mike Vrabel (NE/KC)            | 1997-2009        | 56.0        |
| <b>Adalius Thomas (Bal/NE)</b> | <b>2000-2009</b> | <b>51.0</b> |
| Chike Okefor (SF/SEA/ARI)      | 1999-2009        | 51.0        |

## PRO BOWL BALLOTING BEGINS

NFL Pro Bowl balloting began last week and runs from Oct. 26 through Dec. 22. Fans may vote for their favorite NFL players to represent the AFC and NFC in the 2010 Pro Bowl on Sunday, Jan. 31 at the site of the Super Bowl in South Florida. Fans may vote online at [nfl.com/probowl](http://nfl.com/probowl) or on Web-enabled mobile phones by going to NFL.com. The AFC and NFC All-Star squads are determined by the consensus votes of fans, players and coaches. Each group's vote counts one-third towards determining each conference's 43-man roster. NFL players and coaches will cast their votes on Dec. 22-23. The Pro Bowl teams will be announced at 4:00 p.m. EST on Tuesday, Dec. 29 in a Pro Bowl Selection Show on NFL Network.



NFL ALL-STAR GAME  
SOUTH FLORIDA





# PATRIOTS NEWS & NOTES

## LEADING IN BOTH SACKS AND INT.

Shawn Springs (2004 with Washington) Adalius Thomas (2005 with Baltimore) and Junior Seau (1997 with San Diego) are three of just six players in NFL history to lead their team in both categories.

### 1997 Junior Seau (San Diego)

2002 Joey Porter (Pittsburgh)

### 2004 Shawn Springs (Washington)


### 2005 Adalius Thomas (Baltimore)

2006 Jason Taylor (Miami)

2008 Dewayne White (Detroit)

## A JUNIOR ACHIEVMENT: SEAU IS ON A WINNING STREAK

LB Junior Seau has won 24 consecutive regular-season games in which he appeared with New England, tying DT Mautly Moore of the Miami Dolphins (1972-73) for the longest personal winning streak since the merger. Seau's record stretches from two wins in November of 2006 (he finished the 2006 season on IR), 16 regular-season wins in 2007, the final four games of 2008 and the wins over Tennessee and Tampa Bay in 2009. Seau had been tied at 23 with former Patriots RB Patrick Pass, who won 23 straight (2003-4).



## FRED TAYLOR AMONG NFL'S BEST

Fred Taylor ranks 15<sup>th</sup> in NFL history for most rushing yards with career totals of 2,473 carries for 11,472 yards and 64 rushing touchdowns in 144 games. He trails only Seattle's Edgerrin James (12,246) and San Diego's LaDainian Tomlinson (12,027) among active running backs in rushing yards. Taylor ranks among the NFL's all-time best in several categories.



|                                      |                      |
|--------------------------------------|----------------------|
| Rushing yards per game (79.7)        | 13 <sup>th</sup>     |
| Yards from scrimmage per game (96.2) | 16 <sup>th</sup>     |
| Rushes of 10-plus yards (330)        | 5 <sup>th</sup>      |
| Rushes of 50-plus yards (13)         | 4 <sup>th</sup>      |
| Yards from scrimmage (13,850)        | 26 <sup>th</sup>     |
| Rushing touchdowns (64)              | 32 <sup>nd</sup> (t) |

## TAYLOR REGISTERS 49th CAREER 100-YD GAME

Fred Taylor finished with 105 yards rushing on 21 carries in the win vs. Atlanta (9/27), recording his 49<sup>th</sup> 100-yard rushing game and his first as a Patriot. Taylor's 49 100-yard rushing games rank ninth in NFL history and second among active players.

### MOST 100-YARD RUSHING GAMES/CAREER

|                      |                      |
|----------------------|----------------------|
| 1. Emmitt Smith 78   | 6. Jim Brown 58      |
| 2. Walter Payton 77  | 7. Edgerrin James 57 |
| 3. Barry Sanders 76  | 8. Curtis Martin 57  |
| 4. Eric Dickerson 64 | 9. Fred Taylor 49    |
| 5. Jerome Bettis 61  | 10. Franco Harris 47 |

## TAYLOR'S AVERAGE IS HIGH

Fred Taylor ranks fifth in NFL history with a 4.6 yards per rush average among running backs with at least 10,000 yards. Below is the all-time list:

| RK | PLAYER        | AVG | RK | Player      | AVG |
|----|---------------|-----|----|-------------|-----|
| 1. | Jim Brown     | 5.2 | 4. | Tiki Barber | 4.7 |
| 2. | Barry Sanders | 5.0 | 5. | Fred Taylor | 4.6 |
| 3. | O.J. Simpson  | 4.7 |    |             |     |

Among active NFL running backs, Taylor's 4.6-yard average trails only Minnesota's Adrian Peterson (5.1) and San Francisco's Frank Gore (4.8).

## EVEN STEPHEN

Since joining the Patriots as a fourth-round draft choice in 2006, Stephen Gostkowski has connected on 84.9 percent of his regular-season field goals (90-for-106), achieving the best field goal percentage in Patriots history.



### PATRIOTS ALL-TIME LEADERS / FIELD GOAL PCT.

(Minimum 50 Attempts)

| Player             | Years   | FGM | FGA | Pct. |
|--------------------|---------|-----|-----|------|
| Stephen Gostkowski | 2006-09 | 90  | 106 | .849 |
| Adam Vinatieri     | 1996-05 | 263 | 321 | .819 |

### GOSTKOWSKI ON GOOD PACE

Gostkowski is second in the AFC with 60 points and is on track for 137 points. Last season he had an NFL-best 148 points. Gino Cappelletti is the only player in franchise history with two seasons of 140 points or more (147 in 1961 and 155 in 1964).

### GOSTKOWSKI ON THE PATRIOTS ALL-TIME LIST

#### PATRIOTS SINGLE-SEASON LEADERS / FIELD GOAL PCT.

(Minimum 16 Attempts)

| Player             | Year | FGM | FGA | Pct. |
|--------------------|------|-----|-----|------|
| Adam Vinatieri     | 2004 | 31  | 33  | .939 |
| Stephen Gostkowski | 2008 | 36  | 40  | .900 |
| Adam Vinatieri     | 2002 | 27  | 30  | .900 |
| Stephen Gostkowski | 2007 | 21  | 24  | .875 |
| Adam Vinatieri     | 1997 | 25  | 29  | .862 |

### PATRIOTS SINGLE-SEASON LEADERS / POINTS SCORED

| Player             | Year | TD | 2-PT | FG | PAT | Pts. |
|--------------------|------|----|------|----|-----|------|
| Gino Cappelletti   | 1964 | 7  | 1    | 25 | 36  | 155  |
| Stephen Gostkowski | 2008 | 0  | 0    | 36 | 40  | 148  |
| Gino Cappelletti   | 1961 | 8  | 0    | 17 | 48  | 147  |
| Adam Vinatieri     | 2004 | 0  | 0    | 31 | 48  | 141  |

### GOSTKOWSKI ON THE PATRIOTS ALL-TIME LIST

Gostkowski is fourth on the All-Time PAT list and needs four more field goals to take over 4<sup>th</sup> place on the All-Time FG list.

### PATRIOTS ALL-TIME PAT LEADERS

| Player             | Years   | PAT |
|--------------------|---------|-----|
| Adam Vinatieri     | 1996-05 | 367 |
| Gino Cappelletti   | 1960-70 | 342 |
| John Smith         | 1974-83 | 308 |
| Stephen Gostkowski | 2006-09 | 175 |
| Tony Franklin      | 1984-87 | 163 |

### PATRIOTS ALL-TIME FG LEADERS

| Player             | Years   | FGS |
|--------------------|---------|-----|
| Adam Vinatieri     | 1996-05 | 263 |
| Gino Cappelletti   | 1960-70 | 176 |
| John Smith         | 1974-83 | 128 |
| Tony Franklin      | 1984-87 | 93  |
| Stephen Gostkowski | 2006-09 | 90  |

## DOMINATING DEFENSE

The Patriots posted its seventh shutout in the Belichick era with the 59-0 win over Tennessee. New England had 3 shutouts in 2003, one in 2005, 2006 and 2008. The 2009 Patriots defense has not allowed more than 20 points in game so far in 2009. (Buffalo and Baltimore scored on defensive touchdowns)

## PATRIOTS FORCE TURNOVERS

The Patriots have forced at least one turnover in 15 straight games, the longest current streak in the NFL. The Patriots forced five turnovers against Tennessee with three fumble recoveries and two interceptions. The Patriots are 55-1 in the last 56 games in which they've won the turnover battle.

### NFL TURNOVER MARGIN SINCE 1997

| Rank | Team         | Turnover Margin |
|------|--------------|-----------------|
| 1.   | New England  | +79             |
| 2.   | Kansas City  | +68             |
| 3.   | Jacksonville | +57             |
| 4.   | Tampa Bay    | +51             |



# PATRIOTS NEWS & NOTES

## MATT LIGHT AND HIS FOUNDATION

The Light Foundation, a nonprofit founded in 2001 by Matt Light, held its signature fundraising event on Tuesday, September 29 at Addieville East Farm in Mapleville, RI.

The Matt Light Celebrity Shoot-Out, now in its 5<sup>th</sup> year, offers participants the opportunity to match their shooting skills against Light, his teammates, and a host of local and national celebrities. Proceeds from the one-of-a-kind event benefit the Light Foundation, a youth-based organization that strives to install honesty, accountability and responsibility in young people through unique outdoor learning experiences that include a character development football camp, a financial literacy program offered at area schools and academic scholarships. In the eight years since the organization was founded, it has raised over \$1.2 million to support these programs.

Light says he wanted to develop a unique high-profile charity event that would raise funds and exposure for his foundation, and his love of the outdoors naturally came into play.



## PATRIOTS WIN GAME NUMBER 400

The Patriots recorded the franchise's 400<sup>th</sup> all-time victory, including postseason games, with the 26-10 win over Atlanta (9/27). The 400 victories rank third among the eight original AFL teams, behind Denver and Oakland. The eight original AFL teams, including the Patriots, began play in 1960. The Patriots recorded their milestone 400<sup>th</sup> victory in their 50<sup>th</sup> season and in their 777<sup>th</sup> overall game. Since Robert Kraft purchased the team in 1994, the Patriots have 178 victories, more than any other NFL team during that span.

### OVERALL VICTORY TOTAL OF ORIGINAL AFL TEAMS

| Team                        | W          | L          | T        | Pct.        |
|-----------------------------|------------|------------|----------|-------------|
| Oakland Raiders             | 432        | 348        | 11       | .553        |
| Denver Broncos              | 409        | 360        | 10       | .531        |
| <b>New England Patriots</b> | <b>403</b> | <b>369</b> | <b>9</b> | <b>.522</b> |
| Kansas City Chiefs          | 390        | 366        | 12       | .516        |
| San Diego Chargers          | 376        | 385        | 11       | .494        |
| Tennessee Titans            | 378        | 396        | 6        | .488        |
| Buffalo Bills               | 365        | 404        | 8        | .475        |
| New York Jets               | 343        | 416        | 8        | .452        |

## MOSS ON PACE FOR 1,000 YARDS

Randy Moss has recorded a 1,000-yard receiving season nine times in his 11-year career. Moss can join Jerry Rice (14) as the only players in NFL history with 10 seasons with 1,000 receiving yards with a 1,000 yard season in 2009. Moss currently has 565 receiving yards, which puts him on pace for 1,291 receiving yards.

## BRADY ON PACE FOR 4,644 PASSING YARDS

Tom Brady currently has 2,032 passing yards through seven games, putting him on pace for 4,644 passing yards. That mark would tie Drew Bledsoe for seven seasons of 3,000 or more yards and give Brady his third season with over 4,000 passing yards. Bledsoe and Brady are tied with two 4,000 yard seasons.

## BRADY ON PACE FOR 34 TDS

Brady is has 15 touchdown passes through the first seven games, putting him on pace for 34 touchdown passes. It would mark his third season of 30 or more touchdowns. He set a franchise record with 50 touchdown passes in 2007. Brady has thrown for 25 or more touchdowns in a single season four times.

## BRADY WAS THERE FOR "THE CATCH"

In the 2003 AFC Divisional Playoff Game against Tennessee on January 10, 2004, QB Tom Brady threw for 201 yards and one touchdown, leading the Patriots to a narrow 17-14 victory en route to their second Super Bowl. That wasn't the first time Brady has seen a major playoff game come down to the wire on a game played on January 10. A native of the Bay area, Brady was at Candlestick Park for the 1981 NFC Championship game between the 49ers and Cowboys, as a four-year-old fan, witnessing Dwight Clark's "The Catch" from Joe Montana. According to Gary Myers' book *The Catch*, Brady wept after the play. Said Brady, "Not because I was happy or excited, but because everybody stood up and I couldn't see!" While Brady has been recognized for his stellar credentials, he said Montana, "was and will always be the greatest quarterback ever to play."

## LIKE FATHER LIKE SON

WR Matthew Slater spent his college days in Los Angeles on the offensive side of the ball at UCLA. The second-year promising young talent was born in 1985, when another Slater in The City of Angels was named to his second of seven Pro Bowls. Matthew's father, Jackie Slater, a Hall of Fame offensive tackle, spent his entire career with the Rams organization in LA. He was voted the NFC Offensive Lineman of the year four times—1983, 1986, 1987, and 1989. Matthew Slater, drafted in 2008, is one of six sons of Hall of Fame members to be drafted in NFL history.

### HALL OF FAME FATHERS WITH SONS DRAFTED IN THE NFL

Jackie Slater (class of 2001) – son, Matthew Slater (NE)  
 Howie Long (class of 2000) – son, Chris Long (STL)  
 Bobby Bell (class of 1983) – son, Bobby Bell (NYJ)  
 Tony Dorsett (class of 1994) – son, Anthony Dorsett (HOU)  
 Bob Griese (class of 1990) – son, Brian Griese (IND)  
 Kellen Winslow (class of 1995) – son, Kellen Winslow (CLE)

## LIKE FATHER LIKE SON, PART 2

CB Shawn Springs has always been a speedster. No doubt, the gift of fast feet was a hereditary gift from his father, Ron Springs, an 8-year NFL running back for the Dallas Cowboys and Tampa Bay Buccaneers. Ron, who tallied over 2500 rushing and 2200 receiving yards in his career, became ill in 1990 with type 2 Diabetes. By 2004, Shawn was a respected NFL veteran, but he was willing to give up his career and offered to donate his kidney to his father, who needed a transplant. Ron declined, saying in a 2005 *Washington Post* article, "I think that was a tremendous gesture, and it just justifies the fact that he's a loving son. But I couldn't have let him do that, because I always prayed and wanted him to be a professional athlete, so I would not have shortened his career by no means necessary."

## GUYTON HAS THE WORK ETHIC

Gary Guyton was not drafted into the NFL, but through a solid work ethic was able to make the 53-man roster and earn a starting job in his second year. Taking a peak into his work history shows his work ethic goes beyond the football field. At the end of the season last year, Guyton went back to Georgia Tech and worked as an office assistant at the school's research institute.



"I was an office assistant, right there at the desk," said Guyton, who worked for a small wage at Georgia Tech Research Institute. "Just a regular office assistant. Tech is my school, and I enjoyed it."

"He's smart, well prepared," Bill Belichick said. "He understands. He's got a real good understanding of football. Not just his role but where other people have to be. That's what you really want in a defensive signal-caller, someone that understands how it all works."

"It's been a long road," Guyton said. "I have come far. I've achieved some things. But I don't look back, just forward."



# PATRIOTS NEWS & NOTES

## SANDERS EARNED HIS REPUTATION AS A HARD WORKER

James Sanders has earned the reputation as one of the Patriots' hardest workers. Said Bill Belichick on Sanders, "I think he's very professional. You would like to have 53 players like James on your team in terms of his work ethic, his toughness, and being a teammate. He's a high-character player."

## BRANDON MCGOWAN IS A WELCOMED ADDITION

Brandon McGowan puts literally everything he has into making big tackles. Said McGowan, "I don't really care about my body and I'll expose my body to some messed-up positions to make a play." And expose he has; McGowan has fought his way back from three season-ending injuries in four years in Chicago. The University of Maine standout, who is one of three active players (Stephen Cooper, SD; Lofa Tatupu, SEA) to come out of the Football Championship Subdivision school, signed with the Patriots in May and forced a game-changing fumble off of Falcons' running back Michael Turner on September 27<sup>th</sup>. He also recovered a fumble at Denver that helped position the Patriots for a field goal.

## FREE AGENTS MAKE AN IMPACT

Fifteen players on the New England 53-man roster entered the NFL as rookie free agents. Two that came to the Patriots as rookie free agents are making an impact on the defense. Mike Wright came to New England as a rookie free agent in 2005. He registered his first career two-sack game, dropping Joe Flacco twice for total losses of 17 yards vs. Baltimore (10-4). He currently has a single-season career high with 4.0 sacks. Gary Guyton came to New England as a rookie free agent in 2007. He is second on the with 40 total tackles and is on pace to finished the season with 91 tackles.

Said Bill Belichick about players coming to the Patriots as a free agents, "I think Mike's similar to some of the other players that would fall into that category. Players like Gary Guyton and guys like that who weren't high picks that came in at a pretty early point — Pierre Woods, [Brian] Hoyer —came in and showed that they belonged, both physically and athletically from a football standpoint, recognizing things, reacting, kind of knowing what to do."

## TOUGH AT HOME

The Patriots own an overall record of 55-12 (.821) at Gillette Stadium. Since their state-of-the-art facility opened at the beginning of the 2002 season, the Patriots own the NFL's best record at home. Now in their seventh season at Gillette Stadium, the Patriots have finished three seasons undefeated at home since the stadium opened (2003, 2004 and 2007) and own a perfect 7-0 playoff record at the venue.

### BEST HOME RECORDS SINCE 2002

| Team               | W         | L         | T        | Pct.        |
|--------------------|-----------|-----------|----------|-------------|
| <b>New England</b> | <b>55</b> | <b>12</b> | <b>0</b> | <b>.821</b> |
| Indianapolis       | 51        | 14        | 0        | .785        |
| Pittsburgh         | 48        | 17        | 1        | .735        |
| Baltimore          | 44        | 19        | 0        | .698        |
| Denver             | 42        | 19        | 0        | .689        |
| Seattle            | 44        | 21        | 0        | .677        |
| Philadelphia       | 45        | 22        | 0        | .672        |
| San Diego          | 42        | 22        | 0        | .656        |

### TOP QB HOME RECORDS SINCE 1970 MERGER

| Player           | Team(s)   | W         | L         | T        | Pct.        |
|------------------|-----------|-----------|-----------|----------|-------------|
| <b>Tom Brady</b> | <b>NE</b> | <b>58</b> | <b>10</b> | <b>0</b> | <b>.853</b> |
| Terry Bradshaw   | PIT       | 75        | 14        | 0        | .843        |
| John Elway       | DEN       | 104       | 25        | 0        | .806        |
| Steve Young      | TB/SF     | 63        | 19        | 0        | .768        |

NOTE: Minimum 50 home starts, regular season only. Includes all players who began their careers in the Post-Merger Era (1970-present).

## TOP TELEVISION RATINGS

Historically, the Patriots have been at or near the top of the weekly television ratings. The most recent game against Tampa Bay had a household rating of 25.3 with a 59 share. With over a million viewers, the game was the most watched TV event of the week.

### PATRIOTS 2009 RATINGS IN BOSTON TV MARKET

| Date  | Opp.    | Net. | Boston TV | HH Rat. | HH Share |
|-------|---------|------|-----------|---------|----------|
| 9/14  | Buff.   | ESPN | WCVB      | 35.1*   | 54*      |
| 9/20  | NY Jets | CBS  | WBZ       | 24.6    | 59       |
| 9/27  | Atl.    | FOX  | WFXT      | 26.82   | 55       |
| 10/4  | Balt.   | CBS  | WBZ       | 28.15   | 62       |
| 10/11 | Den.    | CBS  | WBZ       | 29.73   | 57       |
| 10/18 | Ten     | CBS  | WBZ       | 34.4    | 58       |
| 10/25 | TB      | CBS  | WBZ       | 25.3    | 59       |

Avg.: **29.16** **57.7**

\*combined local rating/share of WCVB, ESPN and WMUR

## NFL'S BEST ROAD WARRIORS THIS DECADE

Since the start of the 2000 season, the Patriots have the second best road record with 50-25 record, behind Indianapolis' 52-24 record.

### GOOD ON THE ROAD

| TEAM            | RECORD       |
|-----------------|--------------|
| Indianapolis    | 52-24        |
| <b>PATRIOTS</b> | <b>50-25</b> |
| Philadelphia    | 48-26-1      |
| NY Giants       | 44-33        |

## STEPHEN NEAL TAKES A DIFFERENT ROUTE TO THE NFL

Guard Stephen Neal knows how to use his 6'4", 305-pound frame. He has used it to gain leverage and overpower defensive linemen since 2001. The three-time Super Bowl Champion arrived in Foxborough with two NCAA titles of his own, except the only padding he saw was on the matted floors.

A championship wrestler at Cal-State Bakersfield, he compiled a 151-10 record, winning titles his junior and senior year, including a title win over NCAA wrestling and UFC heavyweight champion Brock Lesnar. In 1999, Neal won the Dan Hodge Award, known as the Heisman Trophy of wrestling.

Neal is one of only two active NFL players that did not play football in college before turning pro. The other is San Diego Chargers tight end Antonio Gates, a basketball star at Kent State. Gates led the Golden Flashes to the Elite Eight in 2002, averaging 21 points in his senior season.

## MERIWEATHER MAKES BIG PLAYS ON BIG STAGE

Safety Brandon Meriweather prides himself on preparing for every game and every situation — in any location.

At Wembley Stadium in London against Tampa Bay, Meriweather showed that not even a different time zone could throw off his timing, picking off the Buccaneers twice in the first six minutes of the game and returning one for a 39-yard touchdown. His two picks were enough to earn him AFC Defensive Player of the Week honors. To head coach Bill Belichick, though, Meriweather has been contributing weekly, whether or not the statistics reflect his performance.

"Brandon's had a real good year for us," said Belichick. "From the beginning of training camp he's really been a leader for us back in the secondary, making calls, making adjustments, sometimes taking harder responsibilities with the safeties. He makes plays that don't show up on the stat sheet."

As for Meriweather, living up to an expectation of a repeat performance is a challenge he welcomes. "My level of expectation is already through the roof," Meriweather said. "I expect myself to be great every day. Not good here, good there, great here, great there - I expect to be great every day."





# PATRIOTS 50<sup>TH</sup> ANNIVERSARY

## 50TH ANNIVERSARY

The Patriots are celebrating their 50<sup>th</sup> anniversary season in 2009 through a series of acknowledgements and dedications. The 50<sup>th</sup> season logo will appear throughout the 2009 season in Gillette Stadium, on Patriots.com, on items in the ProShop and in Patriots publications. For the Patriots and their fans, this season is one to celebrate a franchise that has grown from humble beginnings to become the winningest franchise in the NFL over the last 15 seasons.



## ALL-TIME LISTS

Over the course of the year, the Patriots are unveiling a series of 20 "Top 10 All-Time" lists for fans to discuss and debate on Patriots All-Access and Patriots.com. Fans have the opportunity to vote for Top 10s in each of the 20 categories at Patriots.com. Fans can also rank the Top 50 Moments in Franchise History, and the Top 10 Moments, as chosen by the fans, will be unveiled over the course of the season.

## ALL-TIME TEAM

In recognition of the 50<sup>th</sup> anniversary, the Patriots' Hall of Fame nominating committee has selected an All-Time Team recognizing the greatest players at each position to play for the Patriots over 50 years. The Patriots' All-Time Team was recognized in the Patriots' home-opener against Buffalo on Sept. 14.



## ALL-TIME HEAD COACH AND HONORARY CAPTS.

**Bill Belichick** – Head Coach  
**Gino Cappelletti** - Honorary Offensive Captain  
**Tedy Bruschi** – Honorary Defensive Captain

## ALL-TIME OFFENSE

|                            |                            |
|----------------------------|----------------------------|
| <b>Bruce Armstrong</b> – T | <b>Stanley Morgan</b> - WR |
| <b>Matt Light</b> – T      | <b>Troy Brown</b> – WR     |
| <b>John Hannah</b> - G     | <b>Irving Fryar</b> – WR   |
| <b>Logan Mankins</b> – G   | <b>Tom Brady</b> – QB      |
| <b>Jon Morris</b> – C      | <b>Jim Nance</b> – RB      |
| <b>Ben Coates</b> – TE     | <b>Sam Cunningham</b> – RB |

## ALL-TIME DEFENSE


|                             |                              |
|-----------------------------|------------------------------|
| <b>Julius Adams</b> – DE    | <b>Steve Nelson</b> - ILB    |
| <b>Richard Seymour</b> – DE | <b>Nick Buoniconti</b> - ILB |
| <b>Houston Antwine</b> – DT | <b>Mike Haynes</b> - CB      |
| <b>Vince Wilfork</b> – DT   | <b>Ty Law</b> - CB           |
| <b>Andre Tippett</b> – OLB  | <b>Fred Marion</b> - S       |
| <b>Mike Vrabel</b> – OLB    | <b>Rodney Harrison</b> - S   |

## ALL-TIME SPECIALISTS

|                               |                           |
|-------------------------------|---------------------------|
| <b>Adam Vinatieri</b> – PK    | <b>Rich Camarillo</b> – P |
| <b>Kevin Faulk</b> – Returner | <b>Mosi Tatupu</b> – SpT  |

## AFL LEGACY GAMES

This season marks the 50<sup>th</sup> anniversary for the American Football League (AFL), of which the Patriots were an original member. The Boston Patriots, who hosted the AFL's first regular season game on Sept. 9, 1960 at Boston University Field, were featured in the NFL's first "AFL Legacy Game" on the opening weekend of the 2009 season on Sept. 14, 2009, when the Patriots hosted the Buffalo Bills at Gillette Stadium on Monday Night Football. It was the first of four "AFL Legacy Games" in which the Patriots will appear this season (at Den, vs. Ten and at Mia). The Patriots will wear red and white "throwback" uniforms in those games, replicating the uniforms worn by the 1963 team



that claimed the franchise's first division title and competed in the franchise's first league championship game. Patriots coaches will also wear apparel featuring the Pat Patriot logo.

## GAMEDAY PROGRAM DESIGN

The original "Pat Patriot" was born in 1960 when newspaper cartoonist Phil Bissell was assigned to sketch a reaction upon the announcement that Boston's American Football League team would be called the Patriots. From his original "Pat" cartoon, Bissell became forever linked with the franchise that wore a copy based off of his original figure on its helmets from 1961 to 1992. Bissell, a resident of Rockport, Mass., also contributed stylized "Pat Patriot" cartoons to the covers of over 50 Patriots game programs throughout the team's AFL seasons from 1960-69. In recognition of the Patriots 50th anniversary, Bissell has been commissioned to create the covers of this season's *Patriots GameDay* magazines in the same style of those early covers.



## 50TH ANNIVERSARY AFL EXHIBIT

The Hall at Patriot Place presented by Raytheon is a monument to 50 years of Patriots history. In recognition of both the Patriots' 50<sup>th</sup> anniversary and the 50<sup>th</sup> anniversary of the AFL, The Hall is featuring a special exhibit throughout the 2009 season of game-worn jerseys, helmets and other memorabilia from the AFL era. "The AFL Turns 50" is the most extensive collection of AFL memorabilia viewable anywhere. For more information visit the [thehallatpatriotplace.com](http://thehallatpatriotplace.com) or call 508-698-4800.





# 2009 OFFENSIVE STATISTICS

## WON 5, LOST 2

|                  |                  |
|------------------|------------------|
| 09/14 W 25-24    | Buffalo          |
| 09/20 L 9-16     | at New York Jets |
| 09/27 W 26-10    | Atlanta          |
| 10/04 W 27-21    | Baltimore        |
| 10/11 L 17-20 OT | at Denver        |
| 10/18 W 59- 0    | Tennessee        |
| 10/25 W 35- 7    | at Tampa Bay     |
| 11/08            | Miami            |
| 11/15            | at Indianapolis  |
| 11/22            | New York Jets    |
| 11/30            | at New Orleans   |
| 12/06            | at Miami         |
| 12/13            | Carolina         |
| 12/20            | at Buffalo       |
| 12/27            | Jacksonville     |
| 01/03            | at Houston       |

N.E. Opp.

|                    |         |         |
|--------------------|---------|---------|
| TOTAL FIRST DOWNS  | 167     | 114     |
| Rushing            | 45      | 30      |
| Passing            | 105     | 77      |
| Penalty            | 17      | 7       |
| 3rd Down: Made/Att | 43/96   | 30/83   |
| 3rd Down Pct.      | 44.8    | 36.1    |
| 4th Down: Made/Att | 5/10    | 2/7     |
| 4th Down Pct.      | 50.0    | 28.6    |
| POSSESSION AVG.    | 34:22   | 25:38   |
| TOTAL NET YARDS    | 2842    | 2000    |
| Avg. Per Game      | 406.0   | 285.7   |
| Total Plays        | 489     | 398     |
| Avg. Per Play      | 5.8     | 5.0     |
| NET YARDS RUSHING  | 805     | 766     |
| Avg. Per Game      | 115.0   | 109.4   |
| Total Rushes       | 197     | 171     |
| NET YARDS PASSING  | 2037    | 1234    |
| Avg. Per Game      | 291.0   | 176.3   |
| Sacked/Yards Lost  | 8/47    | 13/99   |
| Gross Yards        | 2084    | 1333    |
| Att./Completions   | 284/188 | 214/121 |
| Completion Pct.    | 66.2    | 56.5    |
| Had Intercepted    | 4       | 7       |
| PUNTS/AVERAGE      | 24/39.5 | 37/40.1 |
| NET PUNTING AVG.   | 24/33.3 | 37/34.4 |
| PENALTIES/YARDS    | 44/347  | 48/395  |
| FUMBLES/BALL LOST  | 5/2     | 17/8    |
| TOUCHDOWNS         | 23      | 11      |
| Rushing            | 7       | 1       |
| Passing            | 15      | 8       |
| Returns            | 1       | 2       |

| * SCORE BY PERIODS | Q1 | Q2 | Q3 | Q4 | OT | PTS |
|--------------------|----|----|----|----|----|-----|
| TEAM               | 43 | 89 | 31 | 35 | 0  | 198 |
| OPPONENTS          | 17 | 31 | 23 | 24 | 3  | 98  |

| * SCORING   | TD | Ru | Pa | Rt | K-PAT | FG    | S | PTS |
|-------------|----|----|----|----|-------|-------|---|-----|
| Gostkowski  | 0  | 0  | 0  | 0  | 21/21 | 13/16 | 0 | 60  |
| Moss        | 4  | 0  | 4  | 0  |       |       | 0 | 24  |
| Watson      | 4  | 0  | 4  | 0  |       |       | 0 | 24  |
| Welker      | 4  | 0  | 4  | 0  |       |       | 0 | 24  |
| Maroney     | 2  | 2  | 0  | 0  |       |       | 0 | 12  |
| F. Taylor   | 2  | 2  | 0  | 0  |       |       | 0 | 12  |
| Aiken       | 1  | 0  | 1  | 0  |       |       | 0 | 6   |
| Baker       | 1  | 0  | 1  | 0  |       |       | 0 | 6   |
| Brady       | 1  | 1  | 0  | 0  |       |       | 0 | 6   |
| Faulk       | 1  | 0  | 1  | 0  |       |       | 0 | 6   |
| Hoyer       | 1  | 1  | 0  | 0  |       |       | 0 | 6   |
| Meriweather | 1  | 0  | 0  | 1  |       |       | 0 | 6   |
| Morris      | 1  | 1  | 0  | 0  |       |       | 0 | 6   |
| TEAM        | 23 | 7  | 15 | 1  | 21/21 | 13/16 | 0 | 198 |
| OPPONENTS   | 11 | 1  | 8  | 2  | 11/11 | 7/ 8  | 0 | 98  |

2-Pt. Conversions: TEAM 0-2, OPPONENTS 0-0  
 SACKS: Wright 4, Banta-Cain 3, D. Burgess 2,  
 Chung 1, Ninkovich 1, A. Thomas 1, Warren 1,  
 TEAM 13, OPPONENTS 8 FUM/LOST: Brady 2/2, Faulk 1/0, Morris 1/0,  
 Welker 1/0

| * PASSING | Att | Cmp | Yds  | Cmp% | Yds/Att | TD | TD% | Int | Int% | Long | Sack/Lost | Rating |
|-----------|-----|-----|------|------|---------|----|-----|-----|------|------|-----------|--------|
| Brady     | 273 | 179 | 2032 | 65.6 | 7.44    | 15 | 5.5 | 4   | 1.5  | 54t  | 8/ 47     | 99.9   |
| Hoyer     | 11  | 9   | 52   | 81.8 | 4.73    | 0  | 0.0 | 0   | 0.0  | 16   | 0/ 0      | 86.4   |
| TEAM      | 284 | 188 | 2084 | 66.2 | 7.34    | 15 | 5.3 | 4   | 1.4  | 54t  | 8/ 47     | 99.6   |
| OPPONENTS | 214 | 121 | 1333 | 56.5 | 6.23    | 8  | 3.7 | 7   | 3.3  | 45   | 13/ 99    | 74.0   |

| * RUSHING   | No. | Yds | Avg  | Long | TD |
|-------------|-----|-----|------|------|----|
| Maroney     | 61  | 265 | 4.3  | 45t  | 2  |
| F. Taylor   | 45  | 201 | 4.5  | 19   | 2  |
| Morris      | 30  | 109 | 3.6  | 19   | 1  |
| Faulk       | 23  | 94  | 4.1  | 13   | 0  |
| Green-Ellis | 14  | 73  | 5.2  | 29   | 0  |
| Brady       | 12  | 26  | 2.2  | 9    | 1  |
| Hoyer       | 9   | 15  | 1.7  | 20   | 1  |
| Tate        | 1   | 11  | 11.0 | 11   | 0  |
| Welker      | 1   | 6   | 6.0  | 6    | 0  |
| Edelman     | 1   | 5   | 5.0  | 5    | 0  |
| TEAM        | 197 | 805 | 4.1  | 45t  | 7  |
| OPPONENTS   | 171 | 766 | 4.5  | 50   | 1  |

| * RECEIVING | No. | Yds  | Avg  | Long | TD |
|-------------|-----|------|------|------|----|
| Welker      | 46  | 484  | 10.5 | 48   | 4  |
| Moss        | 43  | 565  | 13.1 | 40t  | 4  |
| Edelman     | 21  | 188  | 9.0  | 29   | 0  |
| Faulk       | 19  | 157  | 8.3  | 38t  | 1  |
| Watson      | 15  | 222  | 14.8 | 35t  | 4  |
| Morris      | 12  | 137  | 11.4 | 35   | 0  |
| Baker       | 8   | 78   | 9.8  | 36t  | 1  |
| Aiken       | 7   | 122  | 17.4 | 54t  | 1  |
| Galloway    | 7   | 67   | 9.6  | 19   | 0  |
| Maroney     | 6   | 36   | 6.0  | 17   | 0  |
| F. Taylor   | 2   | 17   | 8.5  | 13   | 0  |
| Green-Ellis | 2   | 11   | 5.5  | 6    | 0  |
| TEAM        | 188 | 2084 | 11.1 | 54t  | 15 |
| OPPONENTS   | 121 | 1333 | 11.0 | 45   | 8  |

| * INTERCEPTIONS | No. | Yds | Avg  | Long | TD |
|-----------------|-----|-----|------|------|----|
| Meriweather     | 2   | 70  | 35.0 | 39t  | 1  |
| Butler          | 2   | 0   | 0.0  | 0    | 0  |
| Chung           | 1   | 2   | 2.0  | 2    | 0  |
| Bodden          | 1   | 0   | 0.0  | 0    | 0  |
| Moss            | 1   | 0   | 0.0  | 0    | 0  |
| TEAM            | 7   | 72  | 10.3 | 39t  | 1  |
| OPPONENTS       | 4   | 49  | 12.3 | 26t  | 1  |

| * PUNTING | No. | Yds  | Avg  | Net  | TB | In | Lg | B |
|-----------|-----|------|------|------|----|----|----|---|
| Hanson    | 24  | 947  | 39.5 | 33.3 | 4  | 6  | 53 | 0 |
| TEAM      | 24  | 947  | 39.5 | 33.3 | 4  | 6  | 53 | 0 |
| OPPONENTS | 37  | 1482 | 40.1 | 34.4 | 2  | 10 | 64 | 0 |

| * PUNT RETURNS | Ret | FC | Yds | Avg  | Long | TD |
|----------------|-----|----|-----|------|------|----|
| Welker         | 7   | 5  | 74  | 10.6 | 24   | 0  |
| Edelman        | 6   | 0  | 63  | 10.5 | 35   | 0  |
| Faulk          | 5   | 2  | 31  | 6.2  | 15   | 0  |
| TEAM           | 18  | 7  | 168 | 9.3  | 35   | 0  |
| OPPONENTS      | 8   | 5  | 69  | 8.6  | 16   | 0  |

| * KICKOFF RETURNS | No. | Yds | Avg  | Long | TD |
|-------------------|-----|-----|------|------|----|
| Maroney           | 9   | 208 | 23.1 | 52   | 0  |
| Edelman           | 7   | 157 | 22.4 | 32   | 0  |
| Faulk             | 6   | 144 | 24.0 | 32   | 0  |
| Tate              | 2   | 44  | 22.0 | 22   | 0  |
| TEAM              | 24  | 553 | 23.0 | 52   | 0  |
| OPPONENTS         | 30  | 704 | 23.5 | 43   | 0  |

| * FIELD GOALS | 1-19          | 20-29         | 30-39             | 40-49     | 50+           |
|---------------|---------------|---------------|-------------------|-----------|---------------|
| Gostkowski    | 0/ 0          | 6/ 6          | 5/ 6              | 1/ 3      | 1/1           |
| TEAM          | 0/ 0          | 6/ 6          | 5/ 6              | 1/ 3      | 1/1           |
| OPPONENTS     | 0/ 0          | 3/ 3          | 2/ 2              | 2/ 3      | 0/0           |
| Gostkowski:   | (41N,20G,28G) | (45G,25G,29G) | (21G,33G,22G,33G) | (32G,33G) | (53G,40N)     |
| OPPONENTS:    | (40G)         | (33G,24G,39G) | (26G)             | ( )       | (48N,24G,41G) |



# 2009 DEFENSIVE STATISTICS

Tackle Statistics based on Coaches Film Review

| PLAYER                | TACKLES |     |     | SACKS |      |    | INTERCEPTIONS |     |    |    | FUMBLES |     |     |    | SP. TEAMS |    |    |    |    |
|-----------------------|---------|-----|-----|-------|------|----|---------------|-----|----|----|---------|-----|-----|----|-----------|----|----|----|----|
| Name                  | TT      | UT  | A   | S/    | Yds  | QH | Int/          | Yds | TD | PD | FF      | FR/ | Yds | TD | TT        | UT | A  | FF | FR |
| Brandon Meiweather    | 47      | 26  | 21  | 0.0   | 0.0  | 0  | 2             | 70  | 1  | 5  | 1       | 0   | 0   | 0  | 3         | 2  | 1  | 0  | 0  |
| Gary Guyton           | 40      | 23  | 17  | 0.0   | 0.0  | 4  | 0             | 0   | 0  | 2  | 0       | 0   | 0   | 0  | 0         | 0  | 0  | 0  | 0  |
| Brandon McGowan       | 38      | 28  | 10  | 0.0   | 0.0  | 3  | 0             | 0   | 0  | 4  | 2       | 1   | 0   | 0  | 7         | 5  | 2  | 0  | 1  |
| Ty Warren             | 30      | 20  | 10  | 1.0   | 9.0  | 4  | 0             | 0   | 0  | 0  | 0       | 0   | 0   | 0  | 0         | 0  | 0  | 0  | 0  |
| Leigh Bodden          | 27      | 20  | 7   | 0.0   | 0.0  | 0  | 1             | 0   | 0  | 6  | 0       | 1   | 0   | 0  | 0         | 0  | 0  | 0  | 0  |
| Vince Wilfork         | 27      | 17  | 10  | 0.0   | 0.0  | 0  | 0             | 0   | 0  | 2  | 1       | 0   | 0   | 0  | 0         | 0  | 0  | 0  | 0  |
| Shawn Springs         | 25      | 22  | 3   | 0.0   | 0.0  | 0  | 0             | 0   | 0  | 2  | 0       | 0   | 0   | 0  | 0         | 0  | 0  | 0  | 0  |
| Jarvis Green          | 23      | 13  | 10  | 0.0   | 0.0  | 2  | 0             | 0   | 0  | 0  | 0       | 0   | 0   | 0  | 0         | 0  | 0  | 0  | 0  |
| Jerod Mayo            | 23      | 18  | 5   | 0.0   | 0.0  | 0  | 0             | 0   | 0  | 0  | 1       | 0   | 0   | 0  | 0         | 0  | 0  | 0  | 0  |
| Mike Wright           | 21      | 10  | 11  | 4.0   | 41.0 | 6  | 0             | 0   | 0  | 2  | 1       | 1   | 0   | 0  | 0         | 0  | 0  | 0  | 0  |
| Tully Banta-Cain      | 21      | 16  | 5   | 3.0   | 22.0 | 4  | 0             | 0   | 0  | 1  | 0       | 0   | 0   | 0  | 0         | 0  | 0  | 0  | 0  |
| James Sanders         | 14      | 11  | 3   | 0.0   | 0.0  | 0  | 0             | 0   | 0  | 0  | 0       | 1   | 0   | 0  | 3         | 2  | 1  | 0  | 0  |
| Jonathan Wilhite      | 14      | 12  | 2   | 0.0   | 0.0  | 0  | 0             | 0   | 0  | 3  | 0       | 1   | 0   | 0  | 2         | 0  | 2  | 0  | 0  |
| Adalius Thomas        | 13      | 8   | 5   | 1.0   | 10.0 | 3  | 0             | 0   | 0  | 1  | 0       | 0   | 0   | 0  | 0         | 0  | 0  | 0  | 0  |
| Derrick Burgess       | 12      | 7   | 5   | 2.0   | 9.0  | 1  | 0             | 0   | 0  | 0  | 1       | 0   | 0   | 0  | 0         | 0  | 0  | 0  | 0  |
| Myron Pryor           | 12      | 5   | 7   | 0.0   | 0.0  | 1  | 0             | 0   | 0  | 0  | 1       | 0   | 0   | 0  | 0         | 0  | 0  | 0  | 0  |
| Pierre Woods          | 10      | 5   | 5   | 0.0   | 0.0  | 0  | 0             | 0   | 0  | 0  | 0       | 0   | 0   | 0  | 10        | 9  | 1  | 1  | 0  |
| Pat Chung             | 10      | 8   | 2   | 1.0   | 5.0  | 1  | 1             | 2   | 0  | 1  | 0       | 0   | 0   | 0  | 7         | 3  | 4  | 0  | 0  |
| Rob Ninkovich         | 6       | 3   | 3   | 1.0   | 3.0  | 1  | 0             | 0   | 0  | 1  | 0       | 0   | 0   | 0  | 4         | 4  | 0  | 0  | 0  |
| Darius Butler         | 5       | 5   | 0   | 0.0   | 0.0  | 0  | 2             | 0   | 0  | 4  | 0       | 0   | 0   | 0  | 0         | 0  | 0  | 0  | 0  |
| Junior Seau           | 3       | 2   | 1   | 0.0   | 0.0  | 0  | 0             | 0   | 0  | 0  | 0       | 1   | 0   | 0  | 0         | 0  | 0  | 0  | 0  |
| Terrence Wheatley     | 2       | 2   | 0   | 0.0   | 0.0  | 0  | 0             | 0   | 0  | 0  | 0       | 0   | 0   | 0  | 1         | 0  | 1  | 0  | 0  |
| Bret Lockett          | 2       | 1   | 1   | 0.0   | 0.0  | 0  | 0             | 0   | 0  | 0  | 0       | 0   | 0   | 0  | 4         | 2  | 2  | 0  | 0  |
| Ron Brace             | 1       | 0   | 1   | 0.0   | 0.0  | 0  | 0             | 0   | 0  | 0  | 0       | 0   | 0   | 0  | 0         | 0  | 0  | 0  | 0  |
| Eric Alexander        | 0       | 0   | 0   | 0.0   | 0.0  | 0  | 0             | 0   | 0  | 0  | 0       | 0   | 0   | 0  | 8         | 4  | 4  | 1  | 0  |
| Sam Aiken             | 0       | 0   | 0   | 0.0   | 0.0  | 0  | 0             | 0   | 0  | 0  | 0       | 0   | 0   | 0  | 7         | 4  | 3  | 1  | 0  |
| Stephen Gostkowski    | 0       | 0   | 0   | 0.0   | 0.0  | 0  | 0             | 0   | 0  | 0  | 0       | 0   | 0   | 0  | 2         | 1  | 1  | 0  | 1  |
| Jake Ingram           | 0       | 0   | 0   | 0.0   | 0.0  | 0  | 0             | 0   | 0  | 0  | 0       | 0   | 0   | 0  | 1         | 0  | 1  | 0  | 0  |
| BenJarvus Green-Ellis | 0       | 0   | 0   | 0.0   | 0.0  | 0  | 0             | 0   | 0  | 0  | 0       | 0   | 0   | 0  | 1         | 0  | 1  | 0  | 0  |
| Matthew Slater        | 0       | 0   | 0   | 0.0   | 0.0  | 0  | 0             | 0   | 0  | 0  | 0       | 0   | 0   | 0  | 5         | 4  | 1  | 0  | 0  |
| Randy Moss            | 0       | 0   | 0   | 0.0   | 0.0  | 0  | 1             | 0   | 0  | 1  | 0       | 0   | 0   | 0  | 0         | 0  | 0  | 0  | 0  |
|                       | 426     | 282 | 144 | 13.0  | 99.0 | 30 | 7             | 72  | 1  | 35 | 8       | 6   | 0   | 0  | 65        | 40 | 25 | 3  | 1  |

## FUMBLES - LOST (2-1)

|              | No. | Lost | Own |      |
|--------------|-----|------|-----|------|
|              |     |      | Rec | O.B. |
| Tom Brady    | 2   | 2    | 0   | 0    |
| Kevin Faulk  | 1   | 0    | 0   | 0    |
| Leigh Bodden | 0   | 0    | 1   | 0    |
| Sammy Morris | 1   | 0    | 0   | 0    |
| Nick Kaczur  | 0   | 0    | 1   | 0    |
| Wes Welker   | 1   | 0    | 1   | 0    |
|              | 5   | 2    | 3   | 0    |

## MISC. OFFENSIVE STATS

|               | Tkl | Ast | FF | FR |
|---------------|-----|-----|----|----|
| Randy Moss    | 1   | 0   | 0  | 0  |
| Logan Mankins | 1   | 0   | 0  | 0  |
| Ben Watson    | 1   | 0   | 0  | 0  |
|               | 3   | 0   | 0  | 0  |

## KEY

|                       |   |
|-----------------------|---|
| TT-Total Tackles      | Int/Yds-Interceptions/Yards Returned    |
| UT-Unassisted Tackles | PD-Passes Defensed                      |
| A-Assisted Tackles    | FF-Forced Fumbles                       |
| S/YL-Sacks/Yards Lost | FR/Yds-Fumble Recoveries/Yards Returned |
| QH-Quarterback Hits   |   |

## BLOCKED KICKS

|        | XP | FG | P |
|--------|----|----|---|
| Totals |    |    |   |



# PATRIOTS PROBABLE STARTERS

## PROBABLE STARTERS (OFFENSE)

### WR Wes Welker (FA, '07)

Sixth-year veteran leads the NFL with 269 receptions since the start of the 2007 season...Racked up a career-high 150 receiving yards in win over Tennessee (10/18)...Member of the Miami Dolphins from 2004-06...In 2004, Wes became the first player in NFL history to return a punt, return a kick, kick a field goal, kick an extra point and kickoff in the same game- against the Patriots.



#### Welker vs. Miami

| G | Rec | Yds | Avg  | LG | TD |
|---|-----|-----|------|----|----|
| 4 | 27  | 373 | 13.8 | 64 | 2  |

### LT Sebastian Vollmer (D2, '09)

Rookie made his first career start in place of the injured Matt Light in the Patriots' 59-0 win over the Tennessee Titans (10/18)...Saw first NFL action vs. Buffalo Bills (9/14).

*This is Vollmer's first game vs. Miami*

### LG Logan Mankins (D2, '05)

Fifth-year mainstay at Guard made his 71<sup>st</sup> consecutive start against Tampa Bay (10/25)...Earned Pro Bowl honors in 2007, becoming the only Patriots guard along with John Hannah to make the Pro Bowl since the 1970 AFL-NFL Merger.

*This is Mankins' ninth game vs. Miami*

### C Dan Koppen (D5, '03)

Koppen has started 94 of 95 games for the Patriots over 7 seasons with the club...Earned first career Pro-Bowl selection in 2007, becoming the third center in Patriots history to garner All-Star status.

*This is Koppen's 12<sup>th</sup> game vs. Miami*

### RG Stephen Neal (FA, '01)

One of the longest tenured Patriots, Neal was signed as a rookie free agent in 2001 and wears three Super Bowl rings for his efforts.

*This is Neal's ninth game vs. Miami*

### RT Nick Kaczur (D3, '05)

Kaczur, a native of Brantford, Ontario, has started 49 of 54 regular season contests and seven playoff games in his four-year career... Became first four-time All-Mid America Conference player in Toledo history.



*This is Kaczur's seventh game vs. Miami*

### TE Benjamin Watson (D1, '04)

Holds the club record for longest touchdown reception (63 yards) in Patriots playoff history (1/7/06 vs. Jacksonville)...Recorded the third multi-touchdown game of his career when he snagged two touchdowns in the final 2:10 of a come from behind win vs. Buffalo (9/15/09)...Tied for the team lead with four trips to the end zone in 2009.

#### Watson vs. Miami

| G | Rec | Yds | Avg  | LG | TD |
|---|-----|-----|------|----|----|
| 6 | 12  | 136 | 11.3 | 30 | 3  |

### WR Randy Moss (TR-OAK, '07)

12-year veteran is second all-time in NFL history with 62 career 100-yard receiving games...Ranks third all-time with 139 touchdown grabs...Tied a career single game best with 12 receptions vs. Buffalo (9/14)...Recorded his eighth game of three or more touchdown receptions vs. Tennessee (10/18).



#### Moss vs. Miami

| G | Rec | Yds | Avg  | LG  | TD |
|---|-----|-----|------|-----|----|
| 7 | 37  | 547 | 14.8 | 50t | 8  |

### QB Tom Brady (D6, '00)

Brady enters this week's game with a career winning percentage of .785, the best record of any NFL quarterback in the Super Bowl Era with at least 100 starts...Has been named AFC Offensive Player of the Week twice already in 2009, including Week 6 when he threw a record five touchdown passes in one quarter...Also named AFC Offensive Player of the Month for October.

#### Brady vs. Miami

| G  | Att | Com | Yds  | Pct. | TD | INT | LG |
|----|-----|-----|------|------|----|-----|----|
| 14 | 387 | 221 | 2447 | .571 | 25 | 13  | 82 |

### RB Laurence Maroney (D1, '06)

Rushed for a career high 156 yards against the Dolphins in 2007...Fourth-year veteran leads the team in rushing attempts (61), yards (265) and is tied for the lead in rushing touchdowns (2)...Scampered to his fifth career 100-yard rushing performance in a 59-0 victory over Tennessee in Week 6...Also took off for a 2009 team best 45-yard touchdown run against the Titans.

#### Maroney vs. Miami

| G | No | Yds | Avg. | LG  | TD |
|---|----|-----|------|-----|----|
| 3 | 38 | 225 | 5.9  | 59t | 1  |

### TE Chris Baker (FA, '09)

Eight-year veteran joined the Patriots in 2009 after seven seasons with the New York Jets...Played in his 100<sup>th</sup> career game in the season opener vs. Buffalo (9/14)...Hauled in his first touchdown as a Patriot vs. Atlanta (9/27).

#### Baker vs. Miami

| G  | Rec | Yds | Avg | LG | TD |
|----|-----|-----|-----|----|----|
| 13 | 15  | 130 | 8.7 | 29 | 1  |



# PATRIOTS PROBABLE STARTERS

## PROBABLE STARTERS (DEFENSE)

### LE Ty Warren (D1, '03)

Seven -year veteran is fourth on the team with 30 tackles and ...Racked up a season-high eight tackles and a sack Week 2 vs. the Jets (9/20).

#### Warren vs. Miami

| G  | Tot | Sol | Ast | Sk/Yds   | Int/Yds | PD | FF | FR |
|----|-----|-----|-----|----------|---------|----|----|----|
| 12 | 48  | 26  | 22  | 4.0/22.0 | 0       | 0  | 0  | 0  |

### NT Vince Wilfork (D1, '04)

Sixth-year veteran is tied for fifth on the team with 27 tackles...Registered season high eight tackles Week 5 at Denver (10/11).



#### Wilfork vs. Miami

| G  | Tot | Sol | Ast | Sk/Yds   | Int/Yds | PD | FF | FR |
|----|-----|-----|-----|----------|---------|----|----|----|
| 10 | 56  | 34  | 22  | 2.0/14.0 | 0       | 1  | 0  | 0  |

### RE Jarvis Green (D4, '02)

The eighth-year veteran's 115 games played for the Patriots rank first among active New England defensive players...Tied for eighth on the team with 23 total tackles...Tallied a season-high seven tackles vs. the New York Jets (9/20).

#### Green vs. Miami

| G  | Tot | Sol | Ast | Sk/Yds   | Int/Yds | PD | FF | FR |
|----|-----|-----|-----|----------|---------|----|----|----|
| 13 | 37  | 23  | 14  | 3.5/26.5 | 0       | 1  | 0  | 0  |

### OLB Derrick Burgess (TR-OAK, '07)

Nine year veteran came over in a trade from Oakland during training camp after playing four seasons in Philadelphia (2001-04) and four seasons in Oakland (2005-08)...Made Patriots' debut against Buffalo, making two tackles and registering a sack (9/14).

#### Burgess vs. Miami

| G | Tot | Sol | Ast | Sk/Yds | Int/Yds | PD | FF | FR |
|---|-----|-----|-----|--------|---------|----|----|----|
| 3 | 2   | 2   | 0   | 2/0.0  | 0       | 0  | 0  | 0  |

### ILB Jerod Mayo (D1, '08)

In 2008, Mayo became the second Patriots player to win the Associated Press Defensive Rookie of the Year Award...Led the 2008 Patriots with 139 tackles, 54 more than the next best on the team...Tied for eighth on the team with 23 tackles, despite being inactive for three games with an injury.

#### Mayo vs. Miami

| G | Tot | Sol | Ast | Sk/Yds | Int/Yds | PD | FF | FR |
|---|-----|-----|-----|--------|---------|----|----|----|
| 2 | 18  | 11  | 7   | 0      | 0       | 0  | 0  | 0  |

### ILB Gary Guyton

Was the only 2008 undrafted rookie to make the Patriots' opening day roster...Second on the team with 40 tackles...Tallied a career-high 13 stops vs. the New York Jets (9/20).



#### Guyton vs. Miami

| G | Tot | Sol | Ast | Sk/Yds | Int/Yds | PD | FF | FR |
|---|-----|-----|-----|--------|---------|----|----|----|
| 2 | 3   | 1   | 0   | 0      | 0       | 0  | 0  | 0  |

### OLB Adalius Thomas (FA, '07)

Tenth-year veteran is one of six active linebackers with 50 or more sacks...Thomas' 12.5 sacks since 2007 leads the team...Made a season-high four tackles and registered a sack vs. Buffalo (9/14).



#### Thomas vs. Miami

| G | Tot | Sol | Ast | Sk/Yds | Int/Yds | PD | FF | FR |
|---|-----|-----|-----|--------|---------|----|----|----|
| 7 | 40  | 25  | 15  | 2/2.0  | 0       | 2  | 0  | 0  |

### LCB Jonathan Wilhite (D4, '08)

Second-year player has accumulated 14 tackles and three passes defended in 2009...Defensed two passes and recovered his first career fumble vs. Tennessee (10/18).

#### Wilhite vs. Miami

| G | Tot | Sol | Ast | Sk/Yds | Int/Yds | PD | FF | FR |
|---|-----|-----|-----|--------|---------|----|----|----|
| 2 | 0   | 0   | 0   | 0      | 0       | 0  | 0  | 0  |

### RCB Leigh Bodden (FA, '09)

Seventh year veteran leads the team with six passes defended...Fifth on the team with 27 tackles...Intercepted the first pass of the season for the Patriots vs. Baltimore (10/4).

#### Bodden vs. Miami

| G | Tot | Sol | Ast | Sk/Yds | Int/Yds | PD | FF | FR |
|---|-----|-----|-----|--------|---------|----|----|----|
| 2 | 15  | 8   | 7   | 0      | 1/26    | 3  | 0  | 0  |

### SS Brandon Meriweather (D1, '07)

Third-year veteran leads the Patriots with 47 tackles...Earned the AFC's Defensive Player of the Week Award after intercepting two passes and returning one for his first career touchdown vs. Tampa Bay (10/25)...Tallied a career-high 12 tackles at Denver (10/11).

#### Meriweather vs. Miami

| G | Tot | Sol | Ast | Sk/Yds | Int/Yds | PD | FF | FR |
|---|-----|-----|-----|--------|---------|----|----|----|
| 4 | 14  | 13  | 1   | 0      | 2/19.0  | 2  | 0  | 0  |

### FS Brandon McGowan (FA, '09)

Fifth-year veteran is third on the team in tackles (38) and passes defended (4)...Led the team in both defensive tackles (7) and special teams tackles (2) vs. Tennessee (10/18).

#### McGowan vs. Miami

| G | Tot | Sol | Ast | Sk/Yds | Int/Yds | PD | FF | FR |
|---|-----|-----|-----|--------|---------|----|----|----|
| 1 | 1   | 0   | 1   | 0      | 0       | 0  | 0  | 0  |





# ONE HISTORIC GAME: 10/18/2009

The New England Patriots set team records for points in a game (59) and total net yards (619) in a 59-0 victory against the Tennessee Titans in snowy conditions at Gillette Stadium. The Patriots 59-point victory ties the largest margin of victory by any team since the 1970 AFL-NFL merger, equaling the L.A. Rams' 59-point win over Atlanta on Dec. 4, 1976 (59-0).

**Patriots 59  
Titans 0**

QB Tom Brady completed 29-of-34 pass attempts for 380 yards with six touchdown passes, wide receivers Wes Welker (10-150-2 TDs) and Randy Moss (8-129-3 TDs) both went over 100 yards receiving, and RB Laurence Maroney added 123 yards rushing on the ground.

Brady had 345 yards passing in the first half alone, and set an NFL record with five touchdown passes in the second quarter. For his contributions, Brady earned AFC Offensive Player of the Week honors for the second time on the young 2009 season. New England built a 45-0 halftime lead, the largest halftime lead in NFL history.

## What They Said:

### QB Tom Brady

(On the Patriots' historic output)

"You know, some days out there when it's snowy like that, it's actually an advantage for the offense. Today was one of those days because we had good footing and it's just fun to be a part of it. I was saying, when you see the weather forecast on Thursday, you're kind of [angry] and then once the day of the game comes around, everyone is excited because you're out there and you're like, 'This is football. This is how it should be.'"



### WR Wes Welker

(On why the Patriots seem to play so well in the snow)

"I know Coach [Belichick] does a really good job of coaching us up: what's good, what's bad, making sure we have good footing, the right cleats, things like that. And understanding that we need to be in the right type of plays and being able to come off breaks and things like that are going to be a little bit different under the conditions. We need to make sure that in the kicking game we're taking care of our responsibilities and things like that."

### Head Coach Bill Belichick

(On the Patriots' level of execution)

"[It's] good players. The players were the ones out there playing today and they did a good job. They kept their feet. They handled the ball well. They handled it cleanly. We missed some tackles on defense, but we made some. We made some plays defensively, turning the ball over. Some of those were tough catches, good plays, but we got them. The credit goes to the players; they did a great job."



## NFL RECORDS SET AGAINST TITANS

- Most touchdown passes in a quarter, 5 (Tom Brady in the second quarter)
- Largest halftime lead, 45 points (45-0)
- 

## TEAM RECORDS SET AGAINST TITANS

- Most points in a game (59)
- Most points in a half (45 in first half)
- Most total net yards in a game (619)
- Most passing net yards in a game (426, tie)
- Most touchdowns in a game (8, tie)
- Most passing yards in a half (Tom Brady, 345)
- Most passing touchdowns in a half (Tom Brady, 5 in first half)
- Most passing touchdowns in a game (Tom Brady, 6, tie)
- 

## 45-0 HALFTIME LEAD IS LARGEST EVER

New England's 45-0 halftime lead against the Titans was the largest halftime lead in NFL history. The previous largest halftime lead was 42 points, when Green Bay held a 42-7 halftime lead at Miami on Oct. 21, 2007.

## PATRIOTS SET TEAM RECORD WITH 619 YARDS

The Patriots set a franchise record with 619 total net yards against Tennessee (10/18). The 619-yard performance was the fifth highest single-game total by an NFL team since the 1970 merger and was the ninth 600-yard game by an NFL team since 1970. The Patriots are the 6th team since 1990 to register 600 or more yards of total offense.

### PATRIOTS RECORDS / TOTAL NET YARDS IN GAME

| Date     | Opp.           | Total Net Yards | Passing | Rushing |
|----------|----------------|-----------------|---------|---------|
| 10/18/09 | Tennessee      | 619             | 426     | 193     |
| 09/09/79 | N.Y. Jets      | 597             | 365     | 232     |
| 11/23/08 | at Miami       | 530             | 408     | 122     |
| 10/29/78 | N.Y. Jets      | 529             | 289     | 240     |
| 12/18/65 | Houston Oilers | 526             | 336     | 190     |

### BRADY THROWS 6 TDs FOR 2ND TIME

Tom Brady threw six touchdown passes in a single game for the second time in his career in the 59-0 win over Tennessee (10/18). Brady joins a list of just four other QBS who have thrown 6 tds in a game twice.

| QB        | TIMES | LAST | QB       | TIMES | LAST |
|-----------|-------|------|----------|-------|------|
| T.Brady   | 2     | 2009 | Y.Tittle | 2     | 1962 |
| P.Manning | 2     | 2004 | G.Blanda | 2     | 1962 |
| C.Johnson | 2     | 1969 |          |       |      |



# 2009 New England Patriots Roster

AS OF NOVEMBER 3, 2009

## ALPHABETICAL ROSTER

| #  | NAME                   | POS | HT   | WT  | BORN       | YR | COLLEGE                | H.S. HOMETOWN            |
|----|------------------------|-----|------|-----|------------|----|------------------------|--------------------------|
| 88 | Aiken, Sam             | WR  | 6-2  | 215 | 12/14/1980 | 7  | North Carolina         | Kenansville, N.C.        |
| 52 | Alexander, Eric        | LB  | 6-2  | 240 | 2/8/1982   | 5  | Louisiana State        | Port Arthur, Texas       |
| 86 | Baker, Chris           | TE  | 6-3  | 258 | 11/18/1979 | 8  | Michigan State         | St. Albans, N.Y.         |
| 95 | Banta-Cain, Tully      | LB  | 6-2  | 250 | 8/28/1980  | 7  | California             | Sunnyvale, Calif.        |
| 23 | Bodden, Leigh          | CB  | 6-1  | 193 | 9/24/1981  | 7  | Duquesne               | Hyattsville, Md.         |
| 92 | Brace, Ron             | DL  | 6-3  | 330 | 12/18/1986 | R  | Boston College         | Worcester, Mass.         |
| 12 | Brady, Tom             | QB  | 6-4  | 225 | 8/3/1977   | 10 | Michigan               | San Mateo, Calif.        |
| 53 | Burgess, Derrick       | LB  | 6-2  | 260 | 8/12/1978  | 9  | Mississippi            | Greenbelt, Md.           |
| 28 | Butler, Darius         | CB  | 5-10 | 185 | 3/18/1986  | R  | Connecticut            | Ft. Lauderdale, Fla.     |
| 25 | Chung, Pat             | S   | 5-11 | 212 | 8/19/1987  | R  | Oregon                 | Rancho Cucamonga, Calif. |
| 63 | Connolly, Dan          | OL  | 6-4  | 313 | 9/2/1982   | 4  | Southeast Missouri St. | St. Louis, Mo.           |
| 11 | Edelman, Julian        | WR  | 6-0  | 198 | 5/22/1986  | R  | Kent State             | Redwood City, Calif.     |
| 33 | Faulk, Kevin           | RB  | 5-8  | 202 | 6/5/1976   | 11 | Louisiana State        | Carencro, La.            |
| 3  | Gostkowski, Stephen    | K   | 6-1  | 215 | 1/28/1984  | 4  | Memphis                | Madison, Miss.           |
| 97 | Green, Jarvis          | DL  | 6-3  | 285 | 1/12/1979  | 8  | Louisiana State        | Donaldsonville, La.      |
| 42 | Green-Ellis, BenJarvus | RB  | 5-11 | 215 | 7/2/1985   | 2  | Mississippi            | New Orleans, La.         |
| 59 | Guyton, Gary           | LB  | 6-3  | 245 | 11/14/1985 | 2  | Georgia Tech           | Hinesville, Ga.          |
| 6  | Hanson, Chris          | P   | 6-2  | 202 | 10/25/1976 | 11 | Marshall               | Sharpsburg, Ga.          |
| 8  | Hoyer, Brian           | QB  | 6-2  | 215 | 10/13/1985 | R  | Michigan State         | North Olmstead, Ohio     |
| 47 | Ingram, Jake           | LS  | 6-3  | 235 | 10/23/1985 | R  | Hawaii                 | Mililani, Hawaii         |
| 77 | Kaczur, Nick           | T   | 6-4  | 315 | 7/28/1979  | 5  | Toledo                 | Brantford, Ontario       |
| 67 | Koppen, Dan            | C   | 6-2  | 296 | 9/12/1979  | 7  | Boston College         | Whitehall, Pa.           |
| 64 | LeVoir, Mark           | T   | 6-7  | 310 | 7/29/1982  | 3  | Notre Dame             | Eden Prairie, Minn.      |
| 72 | Light, Matt            | T   | 6-4  | 305 | 6/23/1978  | 9  | Purdue                 | Greenville, Ohio         |
| 38 | Lockett, Bret          | DB  | 6-1  | 211 | 10/7/1986  | R  | UCLA                   | Diamond Bar, Calif.      |
| 70 | Mankins, Logan         | G   | 6-4  | 310 | 3/10/1982  | 5  | Fresno State           | Catheys Valley, Calif.   |
| 39 | Maroney, Laurence      | RB  | 5-11 | 220 | 2/5/1985   | 4  | Minnesota              | St. Louis, Mo.           |
| 51 | Mayo, Jerod            | LB  | 6-1  | 245 | 2/23/1986  | 2  | Tennessee              | Hampton, Va.             |
| 30 | McGowan, Brandon       | S   | 5-11 | 210 | 9/26/1983  | 5  | Maine                  | Jersey City, N.J.        |
| 31 | Meriweather, Brandon   | S   | 5-11 | 200 | 1/14/1984  | 3  | Miami (Fla.)           | Apopka, Fla.             |
| 34 | Morris, Sammy          | RB  | 6-0  | 220 | 3/23/1977  | 10 | Texas Tech             | San Antonio, Texas       |
| 81 | Moss, Randy            | WR  | 6-4  | 210 | 2/13/1977  | 12 | Marshall               | Rand, W. Va.             |
| 61 | Neal, Stephen          | G   | 6-4  | 305 | 10/9/1976  | 8  | Cal State-Bakersfield  | San Diego, Calif.        |
| 50 | Ninkovich, Rob         | LB  | 6-2  | 255 | 2/1/1984   | 4  | Purdue                 | Blue Island, Ill.        |
| 60 | Ohrnberger, Rich       | OL  | 6-2  | 300 | 2/14/1986  | R  | Penn State             | East Meadow, N.Y.        |
| 91 | Pryor, Myron           | DL  | 6-1  | 310 | 6/13/1986  | R  | Kentucky               | Louisville, Ky.          |
| 36 | Sanders, James         | S   | 5-10 | 210 | 11/11/1983 | 5  | Fresno State           | Porterville, Calif.      |
| 55 | Seau, Junior           | LB  | 6-3  | 248 | 1/19/1969  | 20 | USC                    | San Diego, Calif.        |
| 71 | Simmons, Kendall       | G   | 6-3  | 315 | 3/11/1979  | 8  | Auburn                 | Ripley, Miss.            |
| 18 | Slater, Matthew        | WR  | 6-0  | 200 | 9/9/1985   | 2  | UCLA                   | Anaheim, Calif.          |
| 29 | Springs, Shawn         | CB  | 6-0  | 204 | 3/11/1975  | 13 | Ohio State             | Silver Spring, Md.       |
| 19 | Tate, Brandon          | WR  | 6-1  | 195 | 10/5/1987  | R  | North Carolina         | Burlington, N.C.         |
| 21 | Taylor, Fred           | RB  | 6-1  | 228 | 1/27/1976  | 12 | Florida                | Belle Glade, Fla.        |
| 96 | Thomas, Adalius        | LB  | 6-2  | 270 | 8/18/1977  | 10 | Southern Mississippi   | Equality, Ala.           |
| 76 | Vollmer, Sebastian     | OL  | 6-8  | 315 | 7/10/1984  | R  | Houston                | Kaarst, Germany          |
| 94 | Warren, Ty             | DL  | 6-5  | 300 | 2/6/1981   | 7  | Texas A&M              | Bryan, Texas             |
| 84 | Watson, Benjamin       | TE  | 6-3  | 255 | 12/18/1980 | 6  | Georgia                | Rock Hill, S.C.          |
| 83 | Welker, Wes            | WR  | 5-9  | 185 | 5/1/1981   | 6  | Texas Tech             | Oklahoma City, Okla.     |
| 22 | Wheatley, Terrence     | CB  | 5-9  | 185 | 5/5/1985   | 2  | Colorado               | Plano, Texas             |
| 75 | Wilfork, Vince         | NT  | 6-2  | 325 | 11/4/1981  | 6  | Miami (Fla.)           | Boynton Beach, Fla.      |
| 24 | Wilhite, Jonathan      | CB  | 5-11 | 185 | 2/23/1984  | 2  | Auburn                 | Monroe, La.              |
| 58 | Woods, Pierre          | LB  | 6-5  | 255 | 1/6/1982   | 4  | Michigan               | Cleveland, Ohio          |
| 99 | Wright, Mike           | DL  | 6-4  | 295 | 3/1/1982   | 5  | Cincinnati             | Cincinnati, Ohio         |

## NUMERICAL ROSTER

| #  | NAME                  | POS |
|----|-----------------------|-----|
| 3  | Stephen Gostkowski    | K   |
| 6  | Chris Hanson          | P   |
| 8  | Brian Hoyer           | QB  |
| 11 | Julian Edelman        | WR  |
| 12 | Tom Brady             | QB  |
| 18 | Matthew Slater        | WR  |
| 19 | Brandon Tate          | WR  |
| 21 | Fred Taylor           | RB  |
| 22 | Terrence Wheatley     | CB  |
| 23 | Leigh Bodden          | CB  |
| 24 | Jonathan Wilhite      | CB  |
| 25 | Pat Chung             | S   |
| 28 | Darius Butler         | CB  |
| 29 | Shawn Springs         | CB  |
| 30 | Brandon McGowan       | S   |
| 31 | Brandon Meriweather   | S   |
| 33 | Kevin Faulk           | RB  |
| 34 | Sammy Morris          | RB  |
| 36 | James Sanders         | S   |
| 38 | Bret Lockett          | DB  |
| 39 | Laurence Maroney      | RB  |
| 42 | BenJarvus Green-Ellis | RB  |
| 47 | Jake Ingram           | LS  |
| 50 | Rob Ninkovich         | LB  |
| 51 | Jerod Mayo            | LB  |
| 52 | Eric Alexander        | LB  |
| 53 | Derrick Burgess       | LB  |
| 55 | Junior Seau           | LB  |
| 58 | Pierre Woods          | LB  |
| 59 | Gary Guyton           | LB  |
| 60 | Rich Ohrnberger       | OL  |
| 61 | Stephen Neal          | G   |
| 63 | Dan Connolly          | OL  |
| 64 | Mark LeVoir           | T   |
| 67 | Dan Koppen            | C   |
| 70 | Logan Mankins         | G   |
| 71 | Kendall Simmons       | G   |
| 72 | Matt Light            | T   |
| 75 | Vince Wilfork         | NT  |
| 76 | Sebastian Vollmer     | OL  |
| 77 | Nick Kaczur           | T   |
| 81 | Randy Moss            | WR  |
| 83 | Wes Welker            | WR  |
| 84 | Benjamin Watson       | TE  |
| 86 | Chris Baker           | TE  |
| 88 | Sam Aiken             | WR  |
| 91 | Myron Pryor           | DL  |
| 92 | Ron Brace             | DL  |
| 94 | Ty Warren             | DL  |
| 95 | Tully Banta-Cain      | LB  |
| 96 | Adalius Thomas        | LB  |
| 97 | Jarvis Green          | DL  |
| 99 | Mike Wright           | DL  |

## PRACTICE SQUAD

| #  | NAME             | POS | HT   | WT  | BORN      | YR | COLLEGE      | H.S. HOMETOWN       |
|----|------------------|-----|------|-----|-----------|----|--------------|---------------------|
| 62 | Adams, Titus     | DL  | 6-4  | 305 | 1/28/1983 | 1  | Nebraska     | Omaha, Neb.         |
| 85 | Agnone, Robbie   | TE  | 6-6  | 260 | 10/2/1985 | R  | Delaware     | Etters, Pa.         |
| 27 | Arrington, Kyle  | CB  | 5-10 | 196 | 8/12/1986 | 1  | Hofstra      | Accokeek, Md.       |
| 49 | Davis, Bruce     | LB  | 6-3  | 252 | 9/2/1985  | 2  | UCLA         | Houston, Texas      |
| 10 | Nunn, Terrence   | WR  | 6-7  | 195 | 7/25/1986 | R  | Nebraska     | Houston, Texas      |
| 90 | Richard, Darryl  | DL  | 6-8  | 295 | 6/17/1986 | R  | Georgia Tech | Destrehan, La.      |
| 9  | Stanback, Isaiah | QB  | 6-9  | 208 | 8/16/1984 | 3  | Washington   | Seattl, Wash.       |
| 69 | Wendell, Ryan    | C   | 6-2  | 285 | 3/4/1986  | 1  | Fresno State | Diamond Bar, Calif. |

## PRACTICE SQUAD

| #  | NAME            | POS |
|----|-----------------|-----|
| 9  | Isaiah Stanback | QB  |
| 10 | Terrence Nunn   | WR  |
| 27 | Kyle Arrington  | CB  |
| 49 | Bruce Davis     | LB  |
| 62 | Titus Adams     | DL  |
| 69 | Ryan Wendell    | C   |
| 85 | Robbie Agnone   | TE  |
| 90 | Darryl Richard  | DL  |

## RESERVE/INJURED LIST

| #  | NAME             | POS | HT  | WT  | BORN       | YR | COLLEGE       | H.S. HOMETOWN   |
|----|------------------|-----|-----|-----|------------|----|---------------|-----------------|
| 66 | Bussey, George   | OL  | 6-3 | 305 | 10/24/1984 | R  | Louisville    | Louisville, Ky. |
| 98 | Crable, Shawn    | LB  | 6-5 | 243 | 12/26/1984 | 2  | Michigan      | Massillon, Ohio |
| 44 | McKenzie, Tyrone | LB  | 6-2 | 240 | 12/11/1985 | R  | South Florida | Riverview, Fla. |
| 35 | Taylor, Chris    | RB  | 6-0 | 224 | 11/7/1983  | 4  | Indiana       | Memphis, Tenn.  |

## RESERVE/INJURED LIST

| #  | NAME             | POS |
|----|------------------|-----|
| 35 | Taylor, Chris    | RB  |
| 44 | McKenzie, Tyrone | LB  |
| 66 | Bussey, George   | OL  |
| 98 | Crable, Shawn    | LB  |

## RESERVE/MILITARY LIST

| #  | NAME          | POS | HT   | WT  | BORN      | YR | COLLEGE | H.S. HOMETOWN  |
|----|---------------|-----|------|-----|-----------|----|---------|----------------|
| 15 | Barnes, Tyree | WR  | 6-0  | 196 | 4/15/1986 | R  | Navy    | Hampton, Va.   |
| 44 | Kettani, Eric | RB  | 5-11 | 235 | 3/26/1987 | R  | Navy    | Kirtland, Ohio |
| 15 | White, Shun   | WR  | 5-8  | 195 | 12/9/1985 | R  | Navy    | Memphis, Tenn. |

## RESERVE/MILITARY LIST

| #  | NAME         | POS |
|----|--------------|-----|
| 15 | Tyree Barnes | WR  |
| 15 | Shun White   | WR  |
| 44 | Eric Kettani | RB  |

HEAD COACH: BILL BELICHICK

ASSISTANTS: Josh Boyer, Defensive Backs; Ivan Fears, Running Backs; Pepper Johnson, Defensive Line; Harold Nash, Assistant Strength and Conditioning;

Bill O'Brien, Quarterbacks; Scott O'Brien, Special Teams; Chad O'Shea, Receivers; Matt Patricia, Linebackers; Dean Pees, Defensive Coordinator;

Dante Scarnecchia, Assistant Head Coach/Offensive Line; Shane Waldron, Tight Ends; Mike Woicik, Strength and Conditioning



# 2009 NUMERICAL ROSTER

November 3, 2009

| #  | NAME                  | POS | HT   | WT  | AGE | YR | COLLEGE                | HOW ACQ.     |
|----|-----------------------|-----|------|-----|-----|----|------------------------|--------------|
| 3  | Stephen Gostkowski    | K   | 6-1  | 215 | 25  | 4  | Memphis                | D4b-06       |
| 6  | Chris Hanson          | P   | 6-2  | 202 | 33  | 11 | Marshall               | FA(NO)-07    |
| 8  | Brian Hoyer           | QB  | 6-2  | 215 | 24  | R  | Michigan State         | FA-09        |
| 11 | Julian Edelman        | WR  | 6-0  | 198 | 23  | R  | Kent State             | D7a-09       |
| 12 | Tom Brady             | QB  | 6-4  | 225 | 32  | 10 | Michigan               | D6b-00       |
| 18 | Matthew Slater        | WR  | 6-0  | 200 | 24  | 2  | UCLA                   | D5-08        |
| 19 | Brandon Tate          | WR  | 6-1  | 195 | 22  | R  | North Carolina         | D3a-09       |
| 21 | Fred Taylor           | RB  | 6-1  | 228 | 33  | 12 | Florida                | FA(JAX)-09   |
| 22 | Terrence Wheatley     | CB  | 5-9  | 185 | 24  | 2  | Colorado               | D2-08        |
| 23 | Leigh Bodden          | CB  | 6-1  | 193 | 28  | 7  | Duquesne               | FA(DET)-09   |
| 24 | Jonathan Wilhite      | CB  | 5-11 | 185 | 25  | 2  | Auburn                 | D4-08        |
| 25 | Pat Chung             | S   | 5-11 | 212 | 22  | R  | Oregon                 | D2a-09       |
| 28 | Darius Butler         | CB  | 5-10 | 185 | 23  | R  | Connecticut            | D2c-09       |
| 29 | Shawn Springs         | CB  | 6-0  | 204 | 34  | 13 | Ohio State             | FA(WAS)-09   |
| 30 | Brandon McGowan       | S   | 5-11 | 210 | 26  | 5  | Maine                  | UFA(CHI)-09  |
| 31 | Brandon Meriweather   | S   | 5-11 | 200 | 25  | 3  | Miami (Fla.)           | D1-07        |
| 33 | Kevin Faulk           | RB  | 5-8  | 202 | 33  | 11 | Louisiana State        | D2-99        |
| 34 | Sammy Morris          | RB  | 6-0  | 220 | 32  | 10 | Texas Tech             | UFA (MIA)-07 |
| 36 | James Sanders         | S   | 5-10 | 210 | 25  | 5  | Fresno State           | D4-05        |
| 38 | Bret Lockett          | DB  | 6-1  | 211 | 22  | R  | UCLA                   | CW (CLE)-09  |
| 39 | Laurence Maroney      | RB  | 5-11 | 220 | 24  | 4  | Minnesota              | D1-06        |
| 42 | BenJarvus Green-Ellis | RB  | 5-11 | 215 | 24  | 2  | Mississippi            | FA-08        |
| 47 | Jake Ingram           | LS  | 6-3  | 235 | 24  | R  | Hawaii                 | D6a-09       |
| 50 | Rob Ninkovich         | LB  | 6-2  | 255 | 25  | 4  | Purdue                 | FA-09        |
| 51 | Jerod Mayo            | LB  | 6-1  | 245 | 23  | 2  | Tennessee              | D1-08        |
| 52 | Eric Alexander        | LB  | 6-2  | 240 | 27  | 5  | Louisiana State        | FA-04        |
| 53 | Derrick Burgess       | LB  | 6-2  | 260 | 31  | 9  | Mississippi            | TR(OAK)-09   |
| 55 | Junior Seau           | LB  | 6-3  | 248 | 40  | 20 | USC                    | FA-09        |
| 58 | Pierre Woods          | LB  | 6-5  | 255 | 27  | 4  | Michigan               | FA-06        |
| 59 | Gary Guyton           | LB  | 6-3  | 245 | 23  | 2  | Georgia Tech           | FA-08        |
| 60 | Rich Ohrnberger       | OL  | 6-2  | 300 | 23  | R  | Penn State             | D4-09        |
| 61 | Stephen Neal          | G   | 6-4  | 305 | 33  | 8  | Cal State-Bakersfield  | FA-01        |
| 63 | Dan Connolly          | OL  | 6-4  | 313 | 27  | 4  | Southeast Missouri St. | FA(JAX)-08   |
| 64 | Mark LeVoir           | T   | 6-7  | 310 | 27  | 3  | Notre Dame             | CW (STL)-08  |
| 67 | Dan Koppen            | C   | 6-2  | 296 | 30  | 7  | Boston College         | D5-03        |
| 70 | Logan Mankins         | G   | 6-4  | 310 | 27  | 5  | Fresno State           | D1-05        |
| 71 | Kendall Simmons       | G   | 6-3  | 315 | 30  | 8  | Auburn                 | FA-09        |
| 72 | Matt Light            | T   | 6-4  | 305 | 31  | 9  | Purdue                 | D2-01        |
| 75 | Vince Wilfork         | NT  | 6-2  | 325 | 27  | 6  | Miami (Fla.)           | D1a-04       |
| 76 | Sebastian Vollmer     | OL  | 6-8  | 315 | 25  | R  | Houston                | D2d-09       |
| 77 | Nick Kaczur           | T   | 6-4  | 315 | 30  | 5  | Toledo                 | D3b-05       |
| 81 | Randy Moss            | WR  | 6-4  | 210 | 32  | 12 | Marshall               | TR (OAK)-07  |
| 83 | Wes Welker            | WR  | 5-9  | 185 | 28  | 6  | Texas Tech             | TR (MIA)-07  |
| 84 | Benjamin Watson       | TE  | 6-3  | 255 | 28  | 6  | Georgia                | D1b-04       |
| 86 | Chris Baker           | TE  | 6-3  | 258 | 29  | 8  | Michigan State         | FA(NYJ)-09   |
| 88 | Sam Aiken             | WR  | 6-2  | 215 | 28  | 7  | North Carolina         | UFA (BUF)-08 |
| 91 | Myron Pryor           | DL  | 6-1  | 310 | 23  | R  | Kentucky               | D6b-09       |
| 92 | Ron Brace             | DL  | 6-3  | 330 | 22  | R  | Boston College         | D2b-09       |
| 94 | Ty Warren             | DL  | 6-5  | 300 | 28  | 7  | Texas A&M              | D1-03        |
| 95 | Tully Banta-Cain      | LB  | 6-2  | 250 | 29  | 7  | California             | FA(SF)-09    |
| 96 | Adalius Thomas        | LB  | 6-2  | 270 | 32  | 10 | Southern Mississippi   | UFA(BAL)-07  |
| 97 | Jarvis Green          | DL  | 6-3  | 285 | 30  | 8  | Louisiana State        | D4b-02       |
| 99 | Mike Wright           | DL  | 6-4  | 295 | 27  | 5  | Cincinnati             | FA-05        |

## PRACTICE SQUAD

| #  | NAME            | POS | HT   | WT  | AGE | YR | COLLEGE      | HOW ACQ. |
|----|-----------------|-----|------|-----|-----|----|--------------|----------|
| 9  | Isaiah Stanback | QB  | 6-2  | 208 | 25  | 3  | Washington   | D4-07    |
| 10 | Terrence Nunn   | WR  | 6-0  | 195 | 23  | R  | Nebraska     | FA-09    |
| 27 | Kyle Arrington  | CB  | 5-10 | 196 | 23  | 1  | Hofstra      | FA-08    |
| 49 | Bruce Davis     | LB  | 6-3  | 252 | 24  | 2  | UCLA         | D3-08    |
| 62 | Titus Adams     | DL  | 6-4  | 305 | 26  | 1  | Nebraska     | FA-08    |
| 69 | Ryan Wendell    | C   | 6-2  | 285 | 23  | 1  | Fresno State | FA-08    |
| 85 | Robbie Agnone   | TE  | 6-6  | 260 | 23  | R  | Delaware     | FA-09    |
| 90 | Darryl Richard  | DL  | 6-4  | 295 | 23  | R  | Georgia Tech | D7b-09   |

## RESERVE/INJURED LIST

| #  | NAME            | POS | HT  | WT  | AGE | YR | COLLEGE       | INJURY (IR date)  |
|----|-----------------|-----|-----|-----|-----|----|---------------|-------------------|
| 35 | Chris Taylor    | RB  | 5-8 | 224 | 25  | 4  | Indiana       | shoulder (9/5/09) |
| 44 | Tyrone McKenzie | LB  | 6-2 | 240 | 23  | R  | South Florida | knee (8/31/09)    |
| 66 | George Bussey   | OL  | 6-3 | 305 | 24  | R  | Louisville    | knee (9/5/09)     |
| 98 | Shawn Crable    | LB  | 6-5 | 243 | 24  | 2  | Michigan      | groin (9/5/09)    |

## RESERVE/MILITARY LIST

| #  | NAME         | POS | HT   | WT  | AGE | YR | COLLEGE | DATE       |
|----|--------------|-----|------|-----|-----|----|---------|------------|
| 15 | Tyree Barnes | WR  | 6-0  | 196 | 23  | R  | Navy    | July, 23   |
| 15 | Shun White   | WR  | 5-8  | 195 | 23  | R  | Navy    | August, 17 |
| 44 | Eric Kettani | RB  | 5-11 | 235 | 22  | R  | Navy    | July, 23   |



# 2009 POSITIONAL ROSTER

November 3, 2009

| DEFENSE (25)         |                        |     |      |     |            |    |                        |                          |
|----------------------|------------------------|-----|------|-----|------------|----|------------------------|--------------------------|
| #                    | NAME                   | POS | HT   | WT  | BORN       | YR | COLLEGE                | H.S. HOMETOWN            |
| DEFENSIVE LINE (6)   |                        |     |      |     |            |    |                        |                          |
| 92                   | Brace, Ron             | DL  | 6-3  | 330 | 12/18/1986 | R  | Boston College         | Worcester, Mass.         |
| 97                   | Green, Jarvis          | DL  | 6-3  | 285 | 1/12/1979  | 8  | Louisiana State        | Donaldsonville, La.      |
| 91                   | Pryor, Myron           | DL  | 6-1  | 310 | 6/13/1986  | R  | Kentucky               | Louisville, Ky.          |
| 94                   | Warren, Ty             | DL  | 6-5  | 300 | 2/6/1981   | 7  | Texas A&M              | Bryan, Texas             |
| 75                   | Wilfork, Vince         | NT  | 6-2  | 325 | 11/4/1981  | 6  | Miami (Fla.)           | Boynton Beach, Fla.      |
| 99                   | Wright, Mike           | DL  | 6-4  | 295 | 3/1/1982   | 5  | Cincinnati             | Cincinnati, Ohio         |
| LINEBACKER (9)       |                        |     |      |     |            |    |                        |                          |
| 52                   | Alexander, Eric        | LB  | 6-2  | 240 | 2/8/1982   | 5  | Louisiana State        | Port Arthur, Texas       |
| 95                   | Banta-Cain, Tully      | LB  | 6-2  | 250 | 8/28/1980  | 7  | California             | Sunnyvale, Calif.        |
| 53                   | Burgess, Derrick       | LB  | 6-2  | 260 | 8/12/1978  | 9  | Mississippi            | Greenbelt, Md.           |
| 59                   | Guyton, Gary           | LB  | 6-3  | 245 | 11/14/1985 | 2  | Georgia Tech           | Hinesville, Ga.          |
| 51                   | Mayo, Jerod            | LB  | 6-1  | 245 | 2/23/1986  | 2  | Tennessee              | Hampton, Va.             |
| 50                   | Ninkovich, Rob         | LB  | 6-2  | 255 | 2/1/1984   | 4  | Purdue                 | Blue Island, Ill.        |
| 55                   | Seau, Junior           | LB  | 6-3  | 248 | 1/19/1969  | 20 | USC                    | San Diego, Calif.        |
| 96                   | Thomas, Adalius        | LB  | 6-2  | 270 | 8/18/1977  | 10 | Southern Mississippi   | Equality, Ala.           |
| 58                   | Woods, Pierre          | LB  | 6-5  | 255 | 1/6/1982   | 4  | Michigan               | Cleveland, Ohio          |
| DEFENSIVE BACK (10)  |                        |     |      |     |            |    |                        |                          |
| 23                   | Bodden, Leigh          | CB  | 6-1  | 193 | 9/24/1981  | 7  | Duquesne               | Hyattsville, Md.         |
| 28                   | Butler, Darius         | CB  | 5-10 | 185 | 3/18/1986  | R  | Connecticut            | Ft. Lauderdale, Fla.     |
| 25                   | Chung, Pat             | S   | 5-11 | 212 | 8/19/1987  | R  | Oregon                 | Rancho Cucamonga, Calif. |
| 38                   | Lockett, Bret          | DB  | 6-1  | 211 | 10/7/1986  | R  | UCLA                   | Diamond Bar, Calif.      |
| 30                   | McGowan, Brandon       | S   | 5-11 | 210 | 9/26/1983  | 5  | Maine                  | Jersey City, N.J.        |
| 31                   | Meriweather, Brandon   | S   | 5-11 | 200 | 1/14/1984  | 3  | Miami (Fla.)           | Apopka, Fla.             |
| 36                   | Sanders, James         | S   | 5-10 | 210 | 11/11/1983 | 5  | Fresno State           | Porterville, Calif.      |
| 29                   | Springs, Shawn         | CB  | 6-0  | 204 | 3/11/1975  | 13 | Ohio State             | Silver Spring, Md.       |
| 22                   | Wheatley, Terrence     | CB  | 5-9  | 185 | 5/5/1985   | 2  | Colorado               | Plano, Texas             |
| 24                   | Wilhite, Jonathan      | CB  | 5-11 | 185 | 2/23/1984  | 2  | Auburn                 | Monroe, La.              |
| OFFENSE (25)         |                        |     |      |     |            |    |                        |                          |
| #                    | NAME                   | POS | HT   | WT  | BORN       | YR | COLLEGE                | H.S. HOMETOWN            |
| OFFENSIVE LINE (10)  |                        |     |      |     |            |    |                        |                          |
| 63                   | Connolly, Dan          | OL  | 6-4  | 313 | 9/2/1982   | 4  | Southeast Missouri St. | St. Louis, Mo.           |
| 77                   | Kaczur, Nick           | T   | 6-4  | 315 | 7/28/1979  | 5  | Toledo                 | Brantford, Ontario       |
| 67                   | Koppen, Dan            | C   | 6-2  | 296 | 9/12/1979  | 7  | Boston College         | Whitehall, Pa.           |
| 64                   | LeVoir, Mark           | T   | 6-7  | 310 | 7/29/1982  | 3  | Notre Dame             | Eden Prairie, Minn.      |
| 72                   | Light, Matt            | T   | 6-4  | 305 | 6/23/1978  | 9  | Purdue                 | Greenville, Ohio         |
| 70                   | Mankins, Logan         | G   | 6-4  | 310 | 3/10/1982  | 5  | Fresno State           | Catheys Valley, Calif.   |
| 61                   | Neal, Stephen          | G   | 6-4  | 305 | 10/9/1976  | 8  | Cal State-Bakersfield  | San Diego, Calif.        |
| 60                   | Ohrnberger, Rich       | OL  | 6-2  | 300 | 2/14/1986  | R  | Penn State             | East Meadow, N.Y.        |
| 71                   | Simmons, Kendall       | G   | 6-3  | 315 | 3/11/1979  | 8  | Auburn                 | Ripley, Miss.            |
| 76                   | Vollmer, Sebastian     | OL  | 6-8  | 315 | 7/10/1984  | R  | Houston                | Kaarst, Germany          |
| QUARTERBACK (2)      |                        |     |      |     |            |    |                        |                          |
| 12                   | Brady, Tom             | QB  | 6-4  | 225 | 8/3/1977   | 10 | Michigan               | San Mateo, Calif.        |
| 8                    | Hoyer, Brian           | QB  | 6-2  | 215 | 10/13/1985 | R  | Michigan State         | North Olmstead, Ohio     |
| WIDE RECEIVER (6)    |                        |     |      |     |            |    |                        |                          |
| 88                   | Aiken, Sam             | WR  | 6-2  | 215 | 12/14/1980 | 7  | North Carolina         | Kenansville, N.C.        |
| 11                   | Edelman, Julian        | WR  | 6-0  | 198 | 5/22/1986  | R  | Kent State             | Redwood City, Calif.     |
| 81                   | Moss, Randy            | WR  | 6-4  | 210 | 2/13/1977  | 12 | Marshall               | Rand, W. Va.             |
| 18                   | Slater, Matthew        | WR  | 6-0  | 200 | 9/9/1985   | 2  | UCLA                   | Anaheim, Calif.          |
| 19                   | Tate, Brandon          | WR  | 6-1  | 195 | 10/5/1987  | R  | North Carolina         | Burlington, N.C.         |
| 83                   | Welker, Wes            | WR  | 5-9  | 185 | 5/1/1981   | 6  | Texas Tech             | Oklahoma City, Okla.     |
| RUNNING BACK (5)     |                        |     |      |     |            |    |                        |                          |
| 33                   | Faulk, Kevin           | RB  | 5-8  | 202 | 6/5/1976   | 11 | Louisiana State        | Carencro, La.            |
| 42                   | Green-Ellis, BenJarvus | RB  | 5-11 | 215 | 7/2/1985   | 2  | Mississippi            | New Orleans, La.         |
| 39                   | Maroney, Laurence      | RB  | 5-11 | 220 | 2/5/1985   | 4  | Minnesota              | St. Louis, Mo.           |
| 34                   | Morris, Sammy          | RB  | 6-0  | 220 | 3/23/1977  | 10 | Texas Tech             | San Antonio, Texas       |
| 21                   | Taylor, Fred           | RB  | 6-1  | 228 | 1/27/1976  | 12 | Florida                | Belle Glade, Fla.        |
| TIGHT END (2)        |                        |     |      |     |            |    |                        |                          |
| 86                   | Baker, Chris           | TE  | 6-3  | 258 | 11/18/1979 | 8  | Michigan State         | St. Albans, N.Y.         |
| 84                   | Watson, Benjamin       | TE  | 6-3  | 255 | 12/18/1980 | 6  | Georgia                | Rock Hill, S.C.          |
| SPECIALISTS (3)      |                        |     |      |     |            |    |                        |                          |
| #                    | NAME                   | POS | HT   | WT  | BORN       | YR | COLLEGE                | H.S. HOMETOWN            |
| SPECIALISTS (3)      |                        |     |      |     |            |    |                        |                          |
| 3                    | Gostkowski, Stephen    | K   | 6-1  | 215 | 1/28/1984  | 4  | Memphis                | Madison, Miss.           |
| 6                    | Hanson, Chris          | P   | 6-2  | 202 | 10/25/1976 | 11 | Marshall               | Sharpsburg, Ga.          |
| 47                   | Ingram, Jake           | LS  | 6-3  | 235 | 10/23/1985 | R  | Hawaii                 | Mililani, Hawaii         |
| RESERVE/INJURY (4)   |                        |     |      |     |            |    |                        |                          |
| #                    | NAME                   | POS | HT   | WT  | BORN       | YR | COLLEGE                | H.S. HOMETOWN            |
| RESERVE/INJURY (4)   |                        |     |      |     |            |    |                        |                          |
| 66                   | Bussey, George         | OL  | 6-3  | 305 | 10/24/1984 | R  | Louisville             | Louisville, Ky.          |
| 98                   | Crable, Shawn          | LB  | 6-5  | 243 | 12/26/1984 | 2  | Michigan               | Massillon, Ohio          |
| 53                   | McKenzie, Tyrone       | LB  | 6-2  | 240 | 12/11/1985 | R  | South Florida          | Riverview, Fla.          |
| 35                   | Taylor, Chris          | RB  | 6-0  | 224 | 11/7/1983  | 4  | Indiana                | Memphis, Tenn.           |
| RESERVE/MILITARY (3) |                        |     |      |     |            |    |                        |                          |
| #                    | NAME                   | POS | HT   | WT  | BORN       | YR | COLLEGE                | H.S. HOMETOWN            |
| RESERVE/MILITARY (2) |                        |     |      |     |            |    |                        |                          |
| 15                   | Barnes, Tyree          | WR  | 6-0  | 196 | 4/15/1986  | R  | Navy                   | Hampton, Va.             |
| 44                   | Kettani, Eric          | RB  | 5-11 | 235 | 3/26/1987  | R  | Navy                   | Kirtland, Ohio           |
| 15                   | White, Shun            | WR  | 5-8  | 195 | 12/9/1985  | R  | Navy                   | Memphis, Tenn.           |





# HOW THE PATRIOTS WERE BUILT

UPDATED: November 3, 2009

| <u>YEAR</u>   | <u>DRAFTED (27)</u>   | <u>VETERAN FREE AGENTS (14)</u>  | <u>WAIVERS (2) /<br/>TRADES (3)</u>   | <u>ROOKIE AND FIRST-YEAR<br/>FREE AGENTS (7)</u> |
|---|---|--|---|--|
| 1999  | Kevin Faulk (2)   |  |   |  |
| 2000  | Tom Brady (6b)  |  |   |  |
| 2001  | Matt Light (2)  |  |   | Stephen Neal (fa)                                |
| 2002  | Jarvis Green (4b)   |  |   |  |
| 2003  | Ty Warren (1)<br>Dan Koppen (5)   |  |   |  |
| 2004  | Vince Wilfork (1a)<br>Benjamin Watson (1b)  |  |   | Eric Alexander (fa)                              |
| 2005  | Logan Mankins (1)<br>Nick Kaczur (3b)<br>James Sanders (4)  |  |   | Mike Wright (fa)                                 |
| 2006  | Laurence Maroney (1)<br>Stephen Gostkowski (4b)   |  |   | Pierre Woods (fa)                                |
| 2007  | Brandon Meriweather (1)   | Chris Hanson (fa)(NO)<br>Sammy Morris (5)(MIA)<br>Adalius Thomas (6)(BAL)  | Randy Moss (1)(tr-OAK)<br>Wes Welker (fa)(tr-MIA)   |  |
| 2008  | Jerod Mayo (1)<br>Terrence Wheatley (2)<br>Jonathan Wilhite (4)<br>Matthew Slater (5)   | Sam Aiken (4)(BUF)<br>Dan Connolly (fa)(JAX)   | Mark LeVoi (fa) (W-STL)   | BenJarvus Green-Ellis (fa)<br>Gary Guyton (fa)   |
| 2009  | Pat Chung (2a)<br>Ron Brace (2b)<br>Darius Butler (2c)<br>Sebastian Vollmer (2d)<br>Brandon Tate (3a)<br>Rich Ohrnberger (4)<br>Jake Ingram (6a)<br>Myron Pryor (6b)<br>Julian Edelman (7a) | Chris Baker (3)(NYJ)<br>Tully Banta-Cain (7)(SF)<br>Leigh Bodden (fa)(DET)<br>Brandon McGowan (fa)(CHI)<br>Rob Ninkovich (fa)<br>Junior Seau (1) SD<br>Kendall Simmons (fa) (PITT)<br>Shawn Springs (1)(WAS)<br>Fred Taylor (1)(JAX) | Derrick Burgess (3) (tr-OAK)<br>Bret Lockett (fa) (W-CLE)<br><br><u>RESERVE/INJURED (4)</u><br>George Bussey<br>Shawn Crable<br>Tyrone McKenzie<br>Chris Taylor<br><br><u>RESERVE/MILITARY (3)</u><br>Tyree Barnes (fa)<br>Eric Kettani (fa)<br>Shun White (fa) | Brian Hoyer (fa)                                 |
| <p><b>NOTE:</b> Team in parenthesis is the player's prior team<br/>           (#) – indicates round drafted<br/>           (fa) – indicates non-drafted free agents</p> |   |  |   |  |



# 2009 TRANSACTIONS

UPDATED: November 3, 2009

## JANUARY, 2009

1/27/2009 Reese, Floyd Hired as Senior Football Advisor

## FEBRUARY, 2009

2/3/2009 Boyer, Josh Named Defensive Backs Coach  
2/3/2009 O'Brien, Bill Named Quarterbacks Coach  
2/3/2009 O'Brien, Scott Hired as Special Teams Coach  
2/5/2009 Cassel, Matt Designated Franchise Player  
2/12/2009 Ossenfort, Monti Named National Scout  
2/12/2009 Robinson, Jon Named Director of College Scouting  
2/12/2009 Waldron, Shane Named Tight Ends Coach  
2/17/2009 Washington, Kelley Released  
2/17/2009 Yates, Billy Released  
2/18/2009 Banta-Cain, Tully Signed as Veteran Free Agent (SF)  
2/18/2009 Listorti, Brad Signed as First-Year Free Agent (NYJ)  
2/20/2009 Yates, Billy Re-Signed  
2/25/2009 Licht, Jason Hired as Director of Pro Personnel  
2/25/2009 O'Shea, Chad Hired as Receivers Coach  
2/27/2009 Taylor, Fred Signed as Veteran Free Agent (JAX)  
2/27/2009 Robertson, Darrell Released  
2/28/2009 Cassel, Matt Traded to Kansas City  
2/28/2009 Vrabel, Mike Traded to Kansas City

## MARCH, 2009

3/2/2009 Baker, Chris Signed as Veteran Free Agent (NYJ)  
3/2/2009 Hochstein, Russ Re-Signed  
3/5/2009 Alexander, Eric Re-Signed  
3/5/2009 Hanson, Chris Re-Signed  
3/5/2009 Lewis, Greg Acquired Via Trade (PHI)  
3/5/2009 Sanders, James Re-Signed  
3/10/2009 Hodel, Nathan Signed as Veteran Free Agent (ARZ)  
3/11/2009 Bodden, Leigh Signed as Veteran Free Agent (DET)  
3/11/2009 Springs, Shawn Signed as Veteran Free Agent (WAS)  
3/16/2009 Johnson, Al Signed as Veteran Free Agent (MIA)  
3/16/2009 Britt, Wesley Re-Signed  
3/16/2009 Ventrone, Ray Re-Signed  
3/16/2009 Williams, Tank Re-Signed  
3/16/2009 Wright, Mike Re-Signed  
3/19/2009 Galloway, Joey Signed as Veteran Free Agent (TB)  
3/23/2009 Duckett, Damane Signed as Veteran Free Agent (SF)

## APRIL, 2009

4/21/2009 Woods, Pierre Re-Signed  
4/23/2009 Smith, Kenny Re-Signed  
4/25/2009 Chung, Patrick Drafted  
4/25/2009 Brace, Ron Drafted  
4/25/2009 Butler, Darius Drafted  
4/25/2009 Vollmer, Sebastian Drafted  
4/26/2009 Tate, Brandon Drafted  
4/26/2009 McKenzie, Tyrone Drafted  
4/26/2009 Ohnberger, Rich Drafted  
4/26/2009 Bussey, George Drafted  
4/26/2009 Ingram, Jake Drafted  
4/26/2009 Pryor, Myron Drafted  
4/26/2009 Edelman, Julian Drafted  
4/26/2009 Richard, Darryl Drafted  
4/26/2009 Hobbs, Ellis Traded to Philadelphia  
4/29/2009 Ruud, Bo Released  
4/30/2009 Smith, Alex Acquired Via Trade (TB)  
4/30/2009 Appleby, Antonio Signed as Rookie Free Agent  
4/30/2009 Hoyer, Brian Signed as Rookie Free Agent  
4/30/2009 Love, Jamar Signed as Rookie Free Agent  
4/30/2009 McClinton, Marcus Signed as Rookie Free Agent  
4/30/2009 Porter, Jermail Signed as Rookie Free Agent

## MAY, 2009

5/4/2009 Ciurciu, Vinny Signed as Veteran Free Agent (MIN)  
5/4/2009 Williams, Stephen Signed as Veteran Free Agent (CAR)  
5/4/2009 Cuff, Omar Signed as First-Year Free Agent (TB)  
5/4/2009 Ortiz, Robert Re-Signed as First-Year Free Agent  
5/4/2009 Barnes, Tyree Signed as Rookie Free Agent  
5/4/2009 Kettani, Eric Signed as Rookie Free Agent  
5/4/2009 Perez, Aaron Signed as Rookie Free Agent  
5/4/2009 White, Shun Signed as Rookie Free Agent  
5/5/2009 McGowan, Brandon Signed as Unrestricted Free Agent (CHI)  
5/5/2009 Malone, Tom Released  
5/11/2009 Nunn, Terrence Signed as Rookie Free Agent  
5/26/2009 Duckett, Damane Released  
5/26/2009 Listorti, Brad Released

## MAY, 2009

5/27/2009 Lenon, Paris Signed as Unrestricted Free Agent (DET)  
5/29/2009 Perez, Aaron Released

## JUNE, 2009

6/1/2009 Malone, Tom Re-signed  
6/4/2009 Pass, Patrick Signed as a Veteran Free Agent (NYG)  
6/4/2009 Smith, Kenny Released  
6/4/2009 Craig, Angelo Released  
6/4/2009 Cuff, Omar Released  
6/4/2009 McClinton, Marcus Released  
6/11/2009 Pass, Patrick Released  
6/16/2009 Ohnberger, Rich Signed/Draft Choice  
6/16/2009 Appleby, Antonio Released

## JULY, 2009

7/13/2009 Butler, Darius Signed/Draft Choice  
7/16/2009 Richard, Darryl Signed/Draft Choice  
7/23/2009 Brace, Ron Signed/Draft Choice  
7/23/2009 Vollmer, Sebastian Signed/Draft Choice  
7/23/2009 Tate, Brandon Signed/Draft Choice  
7/23/2009 Bussey, George Signed/Draft Choice  
7/23/2009 Pryor, Myron Signed/Draft Choice  
7/23/2009 Edelman, Julian Signed/Draft Choice  
7/23/2009 Ortiz, Robert Released  
7/23/2009 Barnes, Tyree Placed on Reserve/Military  
7/23/2009 Kettani, Eric Placed on Reserve/Military  
7/27/2009 Chung, Pat Signed/Draft Choice  
7/27/2009 Spann, Antwain Released  
7/28/2009 Jones, Herana-Daze Signed  
7/28/2009 Porter, Jermail Released  
7/29/2009 Ingram, Jake Signed/Draft Choice  
7/29/2009 Love, Jamar Released

## AUGUST, 2009

8/1/2009 Malone, Tom Released  
8/2/2009 Love, Jamar Signed  
8/2/2009 Ninkovich, Rob Signed  
8/2/2009 Redd, Vince Released  
8/3/2009 Walter, Andrew Signed  
8/3/2009 Gutierrez, Matt Released  
8/6/2009 Burgess, Derrick Acquired Via Trade (OAK)  
8/6/2009 Johnson, Al Released  
8/17/2009 Taylor, Chris Signed  
8/17/2009 Smith, Le Kevin Traded to Denver for undisclosed draft pick  
8/17/2009 White, Shun Placed on Reserve/Military  
8/18/2009 Rogers, Roderick Signed  
8/19/2009 Richardson, Mike Released  
8/23/2009 DeVree, Tyson Released  
8/25/2009 Hochstein, Russ Traded to Denver for undisclosed draft pick  
8/25/2009 McKenzie, Tyrone Signed/Draft Choice  
8/25/2009 Williams, Tank Released  
8/26/2009 Ortiz, Robert Signed  
8/31/2009 Bruschi, Teddy Announced his Retirement  
8/31/2009 Hodel, Nathan Released  
8/31/2009 O'Connell, Kevin Released  
8/31/2009 LeVoi, Mark Placed on Reserve/P.U.P.  
8/31/2009 McKenzie, Tyrone Placed on Reserve/Injured (knee)  
8/31/2009 Tate, Brandon Placed on Reserve/N.F.I.

## SEPTEMBER, 2009

9/4/2009 Ciurciu, Vinny Released  
9/4/2009 Ortiz, Robert Released  
9/4/2009 Rogers, Roderick Released  
9/4/2009 Walter, Andrew Released  
9/4/2009 Williams, Stephen Released  
9/4/2009 Yates, Billy Released  
9/5/2009 Adams, Titus Released  
9/5/2009 Britt, Wesley Released  
9/5/2009 Bussey, George Placed on Reserve/Injured (knee)  
9/5/2009 Crable, Shawn Placed on Reserve/Injured (groin)  
9/5/2009 Jones, Herana-Daze Released  
9/5/2009 Lenon, Paris Released  
9/5/2009 Love, Jamar Released  
9/5/2009 Nunn, Terrence Released  
9/5/2009 O'Callaghan, Ryan Released  
9/5/2009 Richard, Darryl Released  
9/5/2009 Smith, Alex Released  
9/5/2009 Taylor, Chris Placed on Reserve/Injured (shoulder)



# 2009 TRANSACTIONS

---

## SEPTEMBER, 2009

|           |                      |  |
|-----------|----------------------|--|
| 9/5/2009  | Ventrone, Ray        | Released                                     |
| 9/5/2009  | Thomas, David        | Traded to N.O. for an undisclosed draft pick |
| 9/5/2009  | Matthews, Michael    | Acquired via trade (NY Giants)               |
| 9/6/2009  | Seymour, Richard     | Traded to Oak. for an undisclosed draft pick |
| 9/6/2009  | Simmons, Kendall     | Signed                                       |
| 9/7/2009  | Adams, Titus         | Signed to the Practice Squad                 |
| 9/7/2009  | Brown, Patrick       | Signed to the Practice Squad                 |
| 9/7/2009  | Grady, Adrian        | Signed to the Practice Squad                 |
| 9/7/2009  | Terrence Nunn        | Signed to the Practice Squad                 |
| 9/7/2009  | Darryl Richard       | Signed to the Practice Squad                 |
| 9/7/2009  | Stanback, Isaiah     | Signed to the Practice Squad                 |
| 9/7/2009  | Willingham, DeAngelo | Signed to the Practice Squad                 |
| 9/7/2009  | Lockett, Bret        | Claimed off waivers from Cleveland           |
| 9/7/2009  | Lewis, Greg          | Released                                     |
| 9/8/2009  | Agnone, Robbie       | Signed to the Practice Squad                 |
| 9/21/2009 | Willingham, DeAngelo | Released from the Practice Squad             |
| 9/21/2009 | Arrington, Kyle      | Signed to the Practice Squad                 |
| 9/22/2009 | Burgess, Prescott    | Acquired via trade (Baltimore)               |
| 9/22/2009 | Wendell, Ryan        | Released                                     |
| 9/24/2009 | Wendell, Ryan        | Signed to the Practice Squad                 |
| 9/24/2009 | Brown, Patrick       | Released from the Practice Squad             |
| 9/28/2009 | Sands, Terrell       | Signed                                       |
| 9/28/2009 | Burgess, Prescott    | Released                                     |
| 9/30/2009 | Burgess, Prescott    | Signed to the Practice Squad                 |
| 9/30/2009 | Grady, Adrian        | Released from the Practice Squad             |

## OCTOBER, 2009

|            |                   |                              |
|------------|-------------------|------------------------------|
| 10/7/2009  | Davis, Bruce      | Signed to the Practice Squad |
| 10/14/2009 | Seau, Junior      | Signed                       |
| 10/14/2009 | Sands, Terrell    | Released                     |
| 10/20/2009 | Galloway Joey     | Released                     |
| 10/20/2009 | Matthews, Michael | Released                     |
| 10/25/2009 | LeVoi, Mark       | Activated to 53-man roster   |
| 10/25/2009 | Tate, Brandon     | Activated to 53-man roster   |



# UNOFFICIAL DEPTH CHART

Unofficial depth chart compiled by Patriots media relations, November 3, 2009

## OFFENSE

|                                |                             |                             |
|--------------------------------|-----------------------------|-----------------------------|
| <b>WR:</b> 83 Wes Welker       | 88 Sam Aiken                | 18 Matthew Slater           |
| <b>LT:</b> 72 Matt Light       | <u>76 Sebastian Vollmer</u> |                             |
| <b>LG:</b> 70 Logan Mankins    | 63 Dan Connolly             |                             |
| <b>C:</b> 67 Dan Koppen        | 63 Dan Connolly             |                             |
| <b>RG:</b> 61 Stephen Neal     | <u>60 Rich Ohrnberger</u>   | 71 Kendall Simmons          |
| <b>RT:</b> 77 Nick Kaczur      | 64 Mark LeVoir              | <u>76 Sebastian Vollmer</u> |
| <b>TE</b> 84 Benjamin Watson   | 86 Chris Baker              |                             |
| <b>WR:</b> 81 Randy Moss       | <u>11 Julian Edelman</u>    | <u>19 Brandon Tate</u>      |
| <b>QB:</b> 12 Tom Brady        | <u>8 Brian Hoyer</u>        |                             |
| <b>RB:</b> 39 Laurence Maroney | 34 Sammy Morris             | 33 Kevin Faulk              |
| <b>RB:</b> 21 Fred Taylor      | 42 BenJarvus Green-Ellis    |                             |

## DEFENSE

|                                   |                       |                         |
|-----------------------------------|-----------------------|-------------------------|
| <b>LE:</b> 94 Ty Warren           | <u>91 Myron Pryor</u> |                         |
| <b>NT:</b> 75 Vince Wilfork       | 99 Mike Wright        | <u>92 Ron Brace</u>     |
| <b>RE:</b> 97 Jarvis Green        | <u>91 Myron Pryor</u> |                         |
| <b>OLB</b> 58 Pierre Woods        | 95 Tully Banta-Cain   | 50 Rob Ninkovich        |
| <b>ILB:</b> 51 Jerod Mayo         | 52 Eric Alexander     |                         |
| <b>ILB:</b> 59 Gary Guyton        | 55 Junior Seau        |                         |
| <b>OLB</b> 96 Adalius Thomas      | 53 Derrick Burgess    |                         |
| <b>LCB:</b> 29 Shawn Springs      | 22 Terrence Wheatley  | <u>28 Darius Butler</u> |
| <b>RCB</b> 23 Leigh Bodden        | 24 Jonathan Wilhite   |                         |
| <b>SS:</b> 31 Brandon Meriweather | <u>25 Pat Chung</u>   |                         |
| <b>FS:</b> 36 James Sanders       | 30 Brandon McGowan    | <u>38 Bret Lockett</u>  |

## SPECIAL TEAMS

|                                  |                      |                         |
|----------------------------------|----------------------|-------------------------|
| <b>K:</b> 3 Stephen Gostkowski   | 6 Chris Hanson       |                         |
| <b>P:</b> 6 Chris Hanson         | 3 Stephen Gostkowski |                         |
| <b>H:</b> 6 Chris Hanson         | <u>8 Brian Hoyer</u> |                         |
| <b>PR:</b> 83 Wes Welker         | 33 Kevin Faulk       | 22 Terrence Wheatley    |
| <b>KR:</b> 18 Matthew Slater     | 39 Laurence Maroney  | 28 <u>Darius Butler</u> |
| <b>LS:</b> <u>47 Jake Ingram</u> |                      |                         |

## PRONUNCIATION GUIDE

|                    |             |                |            |
|--------------------|-------------|----------------|------------|
| Leigh Bodden       | BOD-in      | Mark LeVoir    | la-VORE    |
| Stephen Gostkowski | gust-OW-ski | Jerod Mayo     | je-ROD     |
| Nick Kaczur        | KÄ-zur      | Adalius Thomas | ah-DAY-lus |
| Dan Koppen         | COPE-en     |                |            |