



TENNESSEE TITANS



Baptist Sports Park • 460 Great Circle Rd • Nashville, TN 37228 • 615-565-4100 • 615-565-4105 Fax • www.titansonline.com

Robbie Bohren • Director of Media Relations

Dwight Spradlin • Assistant Director of Media Relations

Jared Puffer • Media Relations Assistant

Gary Glenn • Director of Internet Operations/Publications

Jeff Harding • Internet Coordinator

Press Release

FOR IMMEDIATE RELEASE

OCTOBER 12, 2009



AFL LEGACY GAME: TITANS AT PATRIOTS



Tennessee Titans (0-5) at New England Patriots (3-2)

Sunday, Oct. 18, 2009 • 3:15 p.m. CDT • Gillette Stadium • Foxborough, Mass. • TV: CBS

TITANS SCHEDULE & RESULTS

REGULAR SEASON				
DAY	DATE	OPPONENT	TIME/ RESULT	TV/ SCORE
Thu.	Sept. 10	at Pittsburgh	L (OT)	10-13
Sun.	Sept. 20	HOUSTON	L	31-34
Sun.	Sept. 27	at N.Y. Jets +	L	17-24
Sun.	Oct. 4	at Jacksonville	L	17-37
Sun.	Oct. 11	INDIANAPOLIS	L	9-31
Sun.	Oct. 18	at New England +	3:15 PM	CBS
Sun.	Oct. 25	BYE		
Sun.	Nov. 1	JACKSONVILLE	3:05 PM	CBS
Sun.	Nov. 8	at San Francisco	3:15 PM	CBS
Sun.	Nov. 15	BUFFALO +	Noon	CBS
Mon.	Nov. 23	at Houston	7:30 PM	ESPN
Sun.	Nov. 29	ARIZONA	Noon*	FOX
Sun.	Dec. 6	at Indianapolis	Noon*	CBS
Sun.	Dec. 13	ST. LOUIS	Noon*	FOX
Sun.	Dec. 20	MIAMI	Noon*	CBS
Fri.	Dec. 25	SAN DIEGO	6:30 PM	NFLN
Sun.	Jan. 3	at Seattle	3:15 PM*	CBS

*All Times Central * Time Subject to Change
+ AFL Legacy Game*

AFC SOUTH STANDINGS

Team	W	L	T	Pct
Indianapolis	5	0	0	1.000
Jacksonville	2	3	0	0.400
Houston	2	3	0	0.400
Tennessee	0	5	0	0.000

LAST WEEK'S GAMES: Ind 31 at Ten 9, Hou 21 at Ari 28, Jax 0 at Sea 41


THIS WEEK'S GAMES (CT): Ten at NE (Sun 3:15 pm), Hou at Cin (Sun 12 pm), StL at Jax (Sun 12 pm), Ind (bye)

NEXT WEEK'S GAMES (CT): SF at Hou (Sun 12 pm), Ind at StL (Sun 12 pm), Ten (bye), Jax (bye)

THIS WEEK'S GAME

NASHVILLE — This week the Tennessee Titans (0-5) play their fourth road game in the season's first six weeks, traveling to New England to play the Patriots (3-2) in an American Football League Legacy Game. Kickoff at Gillette Stadium (capacity 68,756) is scheduled for 3:15 CDT on Sunday, Oct. 18.

The Titans and Patriots were two of the eight charter members of the AFL in 1960. To celebrate the 50th season since the league was formed, select Legacy Games in 2009 will feature teams wearing throwback uniforms. This Sunday's game is one of four contests during the preseason and regular season the Titans will wear a version of their 1960 AFL Championship team uniforms. The Patriots will appear in replicas of their 1963 uniforms.



THE BROADCAST

The game will be televised regionally on CBS, including Nashville affiliate WTVF NewsChannel 5. **Jim Nantz** will handle play-by-play duties, while **Phil Simms** will provide color commentary.

The Titans Radio Network, including Nashville flagship 103.3-WKDF, will broadcast the game across the Mid-South with the "Voice of the Titans" **Mike Keith**, color commentator **Frank Wycheck**, sideline reporter **Cody Allison** and gameday host **Larry Stone**.

LAST WEEK

The Titans hosted the Colts last week in a Sunday night contest and were defeated 31-9. Colts quarterback **Peyton Manning** passed for 309 yards and three touchdowns in the win. The Titans were able to manage only three field goals by **Rob Bironas** (49, 43 and 46 yards). It was his second career game with three field goals over 40 yards.

The Titans forced two turnovers, including linebacker **Keith Bulluck's** 17th career interception. **Ken Amato** also recovered a fumble on special teams. However, those largely were offset by two turnovers (one fumble, one interception) by the Titans.

Although running back **Chris Johnson** was limited to a season-low 34 yards against the Colts, he still ranks third in the NFL with 468 rushing yards through Sunday's games.

THE PATRIOTS

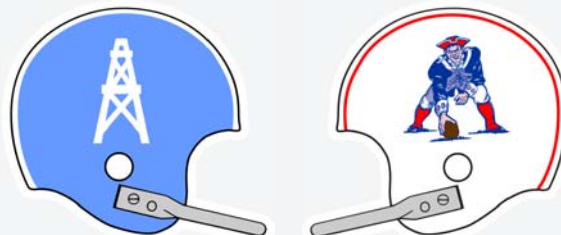
The Patriots are off to a 3-2 start in 2009 and are in second place in the AFC East prior to the New York Jets' (3-1) Monday night game against the Miami Dolphins (1-3). Last week they traveled to Denver to face the Broncos and went to overtime before falling by a final score of 20-17.

Patriots quarterback **Tom Brady** has returned from a season-ending knee injury in 2008. Through five games, he is fourth in the NFL with 1,433 passing yards. His primary target, wide receiver **Randy Moss**, ranks fifth in the NFL with 30 receptions and seventh in the league with 367 receiving yards.

The Titans last squared off against the Patriots in the 2006 regular season finale (Dec. 31). Needing a win to clinch a playoff berth, the Titans fell by a final score of 40-23, dropping their record to 8-8 and ending their Wild Card hopes. The win gave the Patriots a 21-16-1 overall advantage in the series.

FINGERTIP INFORMATION

Date	Sunday, Oct. 18, 2009
Kickoff	3:15 p.m. CDT
Venue	Gillette Stadium
Location	Foxborough, Mass.
Opened in	2002
Capacity	68,756
Surface	FieldTurf
Tickets	(800) 543-1776
Visiting Team	Tennessee Titans (0-5)
Division	AFC South
Website	TitansOnline.com
Franchise since	1960 (1960-96 Houston Oilers; 1997-98 Tennessee Oilers)
Owner	K.S. "Bud" Adams, Jr.
Sr. Exec. VP	Steve Underwood
General Manager	Mike Reinfeldt
Head Coach	Jeff Fisher
Offensive Coordinator	Mike Heimerdinger
Defensive Coordinator	Chuck Cecil
Home Team	New England Patriots (3-2)
Division	AFC East
Website	patriots.com
Franchise since	1960 (1960-70 Boston Patriots)
Chairman & CEO	Robert Kraft
Head Coach	Bill Belichick
President	Jonathan Kraft
Dir. of Player Personnel	Nick Caserio
Defensive Coordinator	Dean Pees
Television	CBS HD
Nashville Affiliate	WTVF Channel 5 HD
DirecTV Sunday Ticket	Ch. 714
Play-by-Play	Jim Nantz
Color Commentary	Phil Simms
Radio	Titans Radio Network
Flagship	103.3 FM-WKDF
Play-by-Play	Mike Keith
Color Commentary	Frank Wycheck
Sideline Reporter	Cody Allison
Producer/Gameday Host	Larry Stone
Referee	Gene Steratore
Umpire	Tony Michalek
Head Linesman	Jerry Bergman
Line Judge	Jeff Seeman
Field Judge	Greg Gautreaux
Side Judge	Mike Weatherford
Back Judge	Bob Waggoner



TITANS-PATRIOTS SERIES AT A GLANCE

- **Overall series (regular & postseason):** Patriots lead 21-16-1
- **Regular Season Series:** Patriots lead 20-15-1
- **Postseason Series:** Series tied 1-1
- **Current streak:** Three wins by Patriots (including playoffs)
- **Titans at home vs. Patriots:** 10-6
- **Titans on the road vs. Patriots:** 6-15-1 (including 1-1 in playoffs)
- **Last Time at LP Field:** Patriots 40 at Titans 23 (12/31/06)
- **Last Time at Gillette Stadium:** Titans 14 at Patriots 17 (Divisional Playoffs, 1/10/04)
- **First Time:** Houston Oilers 24 at Boston Patriots 10 (11/25/60)
- **Jeff Fisher's Record vs. Patriots:** 1-4 (including 0-1 postseason)
- **Bill Belichick's Record vs. Titans:** 7-7 (4-6 with Cle.; 3-1 with N.E.)
- **Jeff Fisher's Record vs. Bill Belichick:** 2-5 (1-2 vs. Cle.; 1-3 vs. N.E.)

A TITANS VICTORY WOULD ...

- Improve **Jeff Fisher's** career record as head coach (1995-09) to 134-114.
- Tie **Jeff Fisher** with **Weeb Ewbank** (134 wins) for 21st place on the NFL's all-time head coaching wins list.
- Improve **Kerry Collins'** regular season record as a starting quarterback to 80-90.
- Give the Titans an all-time record of 17-21-1 against the Patriots.

WHAT TO LOOK FOR THIS WEEK

- K **Rob Bironas** (116 career field goals) needs one field goal to tie **Tony Zendejas** (117) for second place on the team's all-time list for most career field goals.
- LB **Keith Bulluck** can start his 119th consecutive game, the longest active streak of any Titans player.
- WR **Justin Gage** needs 27 receiving yards to give him 2,500 career receiving yards.
- RB **Chris Johnson** will attempt to record his sixth career 100-yard rushing game.
- DE **Kyle Vanden Bosch** needs two tackles in the game to give him 500 career tackles.
- RB **LenDale White** looks for his eighth career 100-yard performance.
- RB **LenDale White** (2,260 career rushing yards) needs 65 more yards to pass Allen Pinkett (2,324 yards) for 10th place on the team's all-time rushing yards list.



Chris Johnson leads the NFL with 594 scrimmage yards.

TITANS-PATRIOTS SERIES HISTORY

The Houston Oilers and Boston Patriots were charter members of the American Football League in 1960. In the league's inaugural season, the Oilers swept both games, winning 24-10 in New England and 37-21 in Houston. The teams met 20 times as part of the AFL (1960-69), with the Patriots earning a 10-9-1 advantage.

Upon the AFL-NFL merger in 1970, the Oilers moved to the AFC Central Division, and the Patriots began play in the AFC East. They officially became the New England Patriots in 1971.

Since 1989, the Patriots and Titans have met eight times, and all but two of those games were played in New England. The Patriots most recently have traveled to Tennessee in 2002 and 2006.

In the 2006 matchup, played on the final weekend of the regular season (Dec. 31), the Titans needed a victory against the Patriots to clinch a playoff berth. However, a 40-23 loss dropped their record to 8-8 and ended their Wild Card hopes. The win gave the Patriots a 21-16-1 overall advantage in the series.

Prior to the 2006 meeting, the clubs met in New England in a 2003 AFC Divisional Playoff game at Gillette Stadium. In the coldest game in franchise history (four degrees at kickoff), the Titans fell to the Patriots by a final score of 17-14. The game was tied at 14 going into the fourth quarter, but **Adam Vinatieri** booted a 46-yard field goal with four minutes to play that would prove to be the game-winner. Tennessee had a shot at the end as **Drew Bennett** caught two passes from **Steve McNair** in the final two minutes, but a third pass to Bennett fell incomplete on fourth-and-12, ending the drive. New England advanced to the AFC Championship and then won Super Bowl XXVIII.

The 2003 playoff game was the second postseason contest between the teams. In a 1978 Divisional Playoff contest, the Oilers traveled to Schaefer Stadium and advanced with a 31-14 win, courtesy of three touchdown passes by **Dan Pastorini** and 118 rushing yards by **Earl Campbell**.

TITANS-PATRIOTS: THE LAST MEETING

New England Patriots 40 at Tennessee Titans 23

Sunday, Dec. 31, 2006

LP Field, Nashville, Tenn.

	1	2	3	4	Final
New England Patriots	9	10	7	14	40
Tennessee Titans	3	7	13	0	23

In the final week of the 2006 regular season, the Titans needed four things to happen in order to earn a playoff bid as a Wild Card team: a win at home over the New England Patriots, a Pittsburgh Steelers win or tie at the Cincinnati Bengals, a Kansas City Chiefs win against the Jacksonville Jaguars and a San Francisco 49ers win at the Denver Broncos.

The other three games went the Titans' way. However, they could not overcome a three-turnover performance and 414 total yards by the Patriots, who won 40-23. On four trips inside the red zone, the Titans did not score a touchdown.

The Titans, who lost their first five games of the season, finished the year at 8-8, which included a six-game winning streak until their loss to New England. A final victory would have made them the first 0-5 team in NFL history to advance to the playoffs.

In the first quarter, the Titans drove inside the New England 10-yard line on their initial possession. However, the drive stalled, and they were forced to settle for a 25-yard field goal by **Rob Bironas**.

The Patriots scored the game's next 19 points and put points on the board to conclude each of their next four drives. **Stephen Gostkowski** booted a 28-yard field goal, and **Corey Dillon** scored on a 21-yard touchdown run at the 1:48 mark in the first quarter.

Early in the second quarter, Gostkowski added a 26-yarder. On the Patriots' next series, they faced a third-and-20 at their own 37. Quarterback **Tom Brady** launched a pass deep to **Reche Caldwell**, who caught it for a 49-yard gain. Later in the drive, Dillon rumbled over the goal line for a one-yard touchdown.

The Titans received a spark on special teams in the final minute of the first half. The Titans forced the Patriots to punt from their own 24-yard line. **Pacman Jones** fielded **Todd Sauerbrun's** punt and turned it upfield for an 81-yard score with 32 seconds on the clock, making the score 19-10 in favor of New England heading into halftime.

After a three-and-out to begin the third quarter, the Titans found success offensively on their next series. They drove 68 yards down the field before Bironas kicked a 27-yard field goal.

The Patriots responded on their next play with a 62-yard touchdown strike from Brady to Caldwell.

A 53-yard pass from **Vince Young** to **Brandon Jones** put the Titans in scoring territory again, but Bironas once again was called upon to kick another 27-yarder.

Young brought the Titans within three points of the Patriots on the next series with a 28-yard touchdown run. With the score 26-23 in the fourth quarter, cornerback **Asante Samuel** slowed the Titans' momentum with an interception of Young.

Later, **Chad Jackson's** 39-yard punt return for New England led to a one-yard touchdown run by **Laurence Maroney** to give the Patriots a 10-point lead with less than seven minutes remaining.

The Patriots brought on back-up quarterback **Vinny Testaverde** late in the game to deliver a six-yard touchdown pass to **Troy Brown**.

ALL-TIME SERIES RESULTS

TITANS vs. PATRIOTS					
Date	Site	Result	Score		
			Titans	Patriots	
11/25/60	Bos	W	24	10	
12/18/60	Hou	W	37	21	
10/13/61	Bos	T	31	31	
11/12/61	Hou	W	27	15	
09/16/62	Bos	L	21	34	
11/18/62	Hou	W	21	17	
11/01/63	Bos	L	3	45	
12/08/63	Hou	L	28	46	
11/06/64	Bos	L	24	25	
11/29/64	Hou	L	17	34	
09/19/65	Hou	W	31	10	
12/18/65	Bos	L	14	42	
11/13/66	Bos	L	21	27	
12/11/66	Hou	L	14	38	
11/05/67	Bos	L	7	18	
11/26/67	Hou	W	27	6	
10/13/68	Bos	W	16	0	
12/15/68	Hou	W	45	17	
11/02/69	Bos	L	0	24	
12/14/69	Hou	W	27	23	
11/07/71	NE	L	20	28	
11/25/73	Hou	L	0	32	
09/21/75	NE	W	7	0	
11/12/78	NE	W	26	23	
12/31/78*	NE	W	31	14	
11/10/80	Hou	W	38	34	
10/18/81	NE	L	10	38	
11/28/82	NE	L	21	29	
10/18/87	Hou	L	7	21	
09/25/88	Hou	W	31	6	
10/08/89	NE	L	13	23	
09/22/91	NE	L	20	24	
10/17/93	NE	W	28	14	
09/20/98	NE	L	16	27	
12/16/02	Ten	W	24	7	
10/05/03	NE	L	30	38	
01/10/04*	NE	L	14	17	
12/31/06	Ten	L	23	40	

*AFC Divisional Playoff

Series Lead: Patriots lead 21-16-1 (including 1-1 playoffs)

Total Points: Titans 794, Patriots 898

Longest Winning Streak by Titans: 4 (1975-80)

Longest Losing Streak by Titans: 4 (1965-67)

Titans vs. Patriots at LP Field: 1-1

Titans vs. Patriots at Gillette Stadium: 0-2 (including 0-1 playoffs)

TEAM STATISTICS

2009 REGULAR SEASON STATISTICS

OFFENSE	Tenn.	N.E.	NFL/Avg
GAMES (Won-Lost)	0-5	3-2	---
FIRST DOWNS	85	117	87.7
Rushing	24	30	26.9
Passing	55	73	53.5
Penalty	6	14	7.3
YDS GAINED (tot)	1679	1809	1546.6
Avg per Game	335.8	361.8	329.9
RUSHING (net)	638	505	520.2
Avg per Game	127.6	101.0	111.0
Rushes	120	139	126.2
Yards per Rush	5.3	3.6	4.1
PASSING (net)	1041	1304	1026.5
Avg per Game	208.2	260.8	219.0
Passes Att.	188	207	157.1
Completed	106	127	96.4
Pct Completed	56.4	61.4	61.4
Yards Gained	1078	1344	1092.3
Sacked	6	5	10.2
Yards Lost	37	40	65.8
Had intercepted	7	2	4.0
Yards Opp Ret	65	26	65.2
Opp TDs on Int	0	1	0.4
PUNTS	26	17	22.5
Avg Yards	43.2	40.4	44.9
PUNT RETURNS	13	10	10.9
Avg Return	5.7	7.6	8.4
Returned for TD	0	0	0.1
KICKOFF RETURNS	21	21	17.2
Avg Return	19.9	23.0	23.0
Returned for TD	0	0	0.1
PENALTIES	31	28	29.2
Yards Penalized	264	241	235.9
FUMBLES BY	9	4	7.6
Fumbles Lost	6	2	3.5
Opp Fumbles	7	10	7.6
Opp Fum Lost	4	5	3.5
POSS. TIME (avg)	26:23	33:40	30:00
TOUCHDOWNS	9	10	11.3
Rushing	4	4	3.7
Passing	5	6	6.5
Returns	0	0	1.1
EXTRA-PT KICKS	7/7	8/8	99%
2-PT CONVERSIONS	1/2	0/2	35%
FIELD GOALS/FGA	7/9	12/14	7/8
POINTS SCORED	84	104	99.0
DEFENSE	Tenn.	N.E.	NFL/Avg
POINTS ALLOWED	139	91	99.0
OPP FIRST DOWNS	101	95	87.7
Rushing	22	20	26.9
Passing	72	70	53.5
Penalty	7	5	7.3
OPP YARDS GAINED	1815	1574	1546.6
Avg per Game	363.0	314.8	329.9
OPP RUSHING (net)	377	484	520.2
Avg per Game	75.4	96.8	111.0
Rushes	136	109	126.2
Yards per Rush	2.8	4.4	4.1
OPP PASSING (net)	1438	1090	1026.5
Avg per Game	287.6	218.0	219.0
Passes Att.	193	170	157.1
Completed	138	108	96.4
Pct Completed	71.5	63.5	61.4
Sacked	9	10	10.2
Yards Lost	85	78	65.8
INTERCEPTED BY	4	2	4.0
Yards Returned	127	0	65.2
Returned for TD	0	0	0.4
OPP PUNT RETURNS	11	5	10.9
Avg return	10.4	8.0	8.4
OPP KICKOFF RET	17	19	17.2
Avg return	23.2	26.1	23.0
OPP TOUCHDOWNS	16	10	11.3
Rushing	3	1	3.7
Passing	13	7	6.5
Returns	0	2	1.1

2009 SCHEDULES & RESULTS



REGULAR SEASON

Date	Opponent	Res	Score
09/10	at Pittsburgh	L (OT)	10-13
09/20	Houston	L	31-34
09/27	at N.Y. Jets	L	17-24
10/04	at Jacksonville	L	17-37
10/11	Indianapolis	L	9-31
10/18	at New England		
11/01	Jacksonville		
11/08	at San Francisco		
11/15	Buffalo		
11/23	at Houston		
11/29	Arizona		
12/06	at Indianapolis		
12/13	St. Louis		
12/20	Miami		
12/25	San Diego		
01/03	at Seattle		



REGULAR SEASON

Date	Opponent	Res	Score
09/14	Buffalo	W	25-24
09/20	at New York Jets	L	9-16
09/27	Atlanta	W	26-10
10/04	Baltimore	W	27-21
10/11	at Denver	L	17-20
10/18	Tennessee		
10/25	at Tampa Bay		
11/08	Miami		
11/15	at Indianapolis		
11/22	New York Jets		
11/30	at New Orleans		
12/06	at Miami		
12/13	Carolina		
12/20	at Buffalo		
12/27	Jacksonville		
01/03	at Houston		

2009 REGULAR SEASON INDIVIDUAL LEADERS

PASSING	Att	Cmp	Yds	Pct	Y/Att	TD	Int	Lg	Sack	Lost	Rtg
Titans K. Collins	185	106	1,078	57.3	5.8	5	7	69t	6/	37	67.4
Patriots T. Brady	207	127	1,344	61.4	6.5	6	2	36t	5/	40	85.9

RUSHING	No.	Yds	Avg	Long	TD
Titans C. Johnson	78	468	6.0	91t	2
Patriots F. Taylor	45	201	4.5	19	2

RECEIVING	No.	Yds	Avg	Long	TD
Titans K. Britt	19	289	15.2	57	0
Patriots R. Moss	30	367	12.2	36	1

INTERCEPTIONS	No.	Yds	Avg	Long	TD
Titans C. Finnegan	1	80	80.0	80	0
C. Hope	1	24	24.0	24	0
K. Bulluck	1	23	23.0	23	0
V. Fuller	1	0	0.0	0	0
Patriots R. Moss	1	0	0.0	0	0
L. Bodden	1	0	0.0	0	0

PUNTING	No	Yds	Avg	Net	TB	In	Lg	B
Titans R. Hodges	16	660	41.3	33.2	2	1	50	0
Patriots C. Hanson	17	687	40.4	34.5	3	5	51	0

PUNT RETURNS	No.	FC	Yds	Avg	Lg	TD
Titans R. Mouton	6	3	37	6.2	15	0
Patriots K. Faulk	5	2	31	6.2	15	0

KICKOFF RETURNS	No.	Yds	Avg	Lg	TD
Titans J. Ringer	9	181	20.1	25	0
Patriots L. Maroney	9	208	23.1	52	0

SCORING/KICKERS	PAT	FG	Pts
Titans R. Bironas	7/7	7/9	28
Patriots S. Gostkowski	8/8	12/14	44

SACKS	Tot
Titans T. Brown	2.0
Patriots M. Wright, T. Banta-Cain	3.0

TACKLES *	Tot	Solo	Asst
Titans S. Tulloch	45	31	14
Patriots S. Springs	27	24	3

* Titans tackle statistics from coaches' tally; opponents from press box tally

WHERE THEY RANK IN 2009

2009 OFFENSIVE STATISTICS AND RANKING

OFFENSIVE STATS	TITANS		PATRIOTS	
	STAT	RANK	STAT	RANK
Yards / Game	335.8	16	361.8	9
Yards / Play	5.4	16	5.2	20
Rushing Yards / Game	127.6	8	101.0	20
Rushing Yards / Play	5.3	2	3.6	25
Passing Yards / Game	208.2	21	260.8	6
Passing Yards / Play	5.5	26	6.3	18
Interception Rate	3.72%	26	0.97%	4
Sacks / Pass Attempt	3.19%	6	2.42%	4
First Downs / Game	17.0	23t	23.4	2
Punt Return Avg	5.7	24	7.6	13
Kickoff Return Avg	19.9	29	23.0	15
Field Goals Made	77.78%	21t	85.71%	10t
3rd Down Pct	38.24%	15	43.84%	10
4th Down Pct	16.67%	32	57.14%	13t
Red Zone Pct	66.67%	4	45.00%	25
Goal to Go%	100.00%	1t	50.00%	26t
Avg Time of Possession	26:23	31	33:40	3
Points / Game	16.8	24t	20.8	17

2009 DEFENSIVE STATISTICS AND RANKING

DEFENSIVE STATS	TITANS		PATRIOTS	
	STAT	RANK	STAT	RANK
Yards / Game	363.0	23t	314.8	11t
Yards / Play	5.4	17	5.5	19t
Rushing Yards / Game	75.4	4	96.8	11
Rushing Yards / Play	2.8	1	4.4	22
Passing Yards / Game	287.6	31	218.0	13
Passing Yards / Play	7.5	23	6.4	16
Interception Rate	2.07%	18	1.18%	28
Sacks / Pass Attempt	4.66%	27	5.88%	20t
First Downs / Game	20.2	23	19.0	16t
Punt Return Avg	10.4	26	8.0	16t
Kickoff Return Avg	23.2	18	26.1	28
3rd Down Pct	36.99%	15	41.38%	24
4th Down Pct	100.00%	31t	50.00%	7t
Red Zone Pct	57.89%	22	57.14%	20t
Goal to Go%	80.00%	21t	75.00%	18
Points / Game	27.8	29	18.2	11
Point Differential / Game	-11.0	26	2.6	16
Yard Differential / Game	-27.2	21	47.0	9

TITANS-PATRIOTS CONNECTIONS

- Patriots head coach **Bill Belichick** was born in Nashville on April 16, 1952, and his late father, Steve, coached at Vanderbilt University.
- **Bill Belichick** served as the secondary coach for the Jets from 1998-99 while Titans center **Kevin Mawae** was with the team. Pats defensive line coach **Pepper Johnson** played the final two seasons of his career with the Jets those years as well.
- Titans linebackers coach **Dave McGinnis** served in the same capacity with the Bears from 1986-1995 with Patriots running backs coach **Ivan Fears** (1993-95).
- Patriots LB **Jerod Mayo** was their first round draft pick from 2008, after completing his college career at Tennessee. At Tennessee, he started 26 out of 32 games, and recorded 236 tackles. He was also named in 2008, the AP, ESPN.com, SI.com, and Pro Football Weekly Defensive Rookie of the Year.
- Patriots kicker **Stephen Gostkowski** finished his career at the University of Memphis 13th in NCAA Division 1-A history with 369 career points, which also set a school record.
- Patriots defensive lineman **Terdell Sands** attended Howard High School in Chattanooga and then played at the University of Tennessee-Chattanooga.
- Titans assistant head coach/strength and conditioning **Steve Watterson** is a native of Newport, R.I., and attended the University of Rhode Island.
- Titans media relations assistant **Jared Puffer** served on New England's public relations staff for four years before joining the Titans in July 2007.
- Notable pro teammates: Titans QB **Kerry Collins** and Patriots WR **Randy Moss** at Oakland ... Titans C **Kevin Mawae** and DE **Dave Ball** with Patriots TE **Chris Baker** at the N.Y. Jets ... **Mawae** with Patriots CB **Shawn Springs** at Seattle ... Patriots WR **Joey Galloway** with **Mawae** at Seattle and with DT **Jovan Haye** and WR **Mark Jones** at Tampa Bay ... Patriots WR **Wes Welker** with Titans DE **Dave Ball** at San Diego and with Titans DTs **Tony Brown** and **Kevin Vickerson** at Miami ... Titans WR **Justin Gage** with Patriots S **Brandon McGowan** at Chicago ... Titans DTs **Tony Brown** and **Kevin Vickerson** with Patriots RB **Sammy Morris** at Miami.

Patriots senior football advisor **Floyd Reese** served as the general manager of the Titans for 13 seasons (1994-06). Prior to taking the general manager's post, he was an assistant coach with the then-Oilers from 1986-89 and assistant general manager from 1990-93.

The Titans won 111 games during Reese's tenure, which set a record by a franchise general manager. There are 21 players still with the Titans who were acquired while Reese was with the team (including injured reserve, as of Oct. 8).



Floyd Reese

- Notable college teammates: Titans TE **Alge Crumpler** and LB **David Thornton** with Patriots WR **Sam Aiken** at North Carolina ... Titans DT **Tony Brown** and K **Stephen Gostkowski** at Memphis ... Titans DE **Jevon Kearse** with Patriots RB **Fred Taylor** at Florida ... Titans RB **Javon Ringer** and DT **Kevin Vickerson** with Patriots QB **Brian Hoyer** at Michigan State ... Titans DT **Sen'Derrick Marks** with Patriots CB **Jonathan Wilhite** at Auburn ... Titans G/C **Eugene Amano** with Patriots OL **Dan Connolly** at Southeast Missouri State ... Titans DE **Dave Ball** with Patriots WR **Matthew Slater** at UCLA ... Titans LB **Stanford Kegl** with Patriots DE **Rob Ninkovich** at Purdue ... Titans CB **Ryan Mouton** with Patriots LS **Jake Ingram** at Hawaii.

TITANS INDIVIDUAL CAREER STATS VS. THE PATRIOTS: OFFENSE

QUARTERBACKS

Kerry Collins

Date	Opp	Res	Att	Cmp	Pct	Yds	Yd/A	TD	Int	Lg	Sk	Lst	Rate
10/29/1995	@NE	W	45	25	55.6	309	6.87	2	1	33t	2	18	82.5
10/12/2003	@NE	L	59	35	59.3	314	5.32	0	4	27	2	8	45.4
09/08/2005	@NE	L	39	18	46.2	265	6.79	3	0	73t	2	19	94.5
Totals	3/3	1-2	143	78	54.5	888	6.21	5	5	73t	6	45	70.5

Vince Young

Date	Opp	Res	Att	Cmp	Pct	Yds	Yd/A	TD	Int	Lg	Sk	Lst	Rate
12/31/2006	NE	L	36	15	41.7	227	6.31	0	2	53	5	20	39.9
Totals	1/1	0-1	36	15	41.7	227	6.31	0	2	53	5	20	39.9

RUNNING BACKS/FULLBACKS

Ahmard Hall (FB)

Ahmard Hall (FB)			Rushing			Receiving						
Date	Opp	Res	Att	Yds	Avg	Lg	TD	No	Yds	Avg	Lg	TD
12/31/2006*	NE	L	0	0	0.0	0	0	1	3	3.0	3	0
Totals	1/0	1-0	0	0	0.0	0	0	1	3	3.0	3	0

Chris Johnson

Date	Opp	Res	Att	Yds	Avg	Lg	TD	No	Yds	Avg	Lg	TD
None												
Totals	0/0	0-0	0	0	-	-	0	0	0	-	-	0

LenDale White

Date	Opp	Res	Att	Yds	Avg	Lg	TD	No	Yds	Avg	Lg	TD
12/31/2006*	NE	L	2	4	2.0	2	0	0	0	-	-	0
Totals	1/0	1-0	2	4	2.0	2	0	0	0	-	-	0

WIDE RECEIVERS

Justin Gage

Date	Opp	Res	No	Yds	Avg	Lg	TD
None							
Totals	0/0	0-0	0	0	-	-	0

Nate Washington

Date	Opp	Res	No	Yds	Avg	Lg	TD
12/09/2007*	@NE	L	2	29	14.5	21	0
11/30/2008*	@NE	W	3	41	13.7	16	0
Totals	2/0	1-1	5	70	14.0	21	0

TIGHT ENDS

Alge Crumpler

Date	Opp	Res	No	Yds	Avg	Lg	TD
11/04/2001	NE	L	2	20	10.0	13	0
10/09/2005	NE	L	6	99	16.5	28	1
Totals	2/2	0-2	8	119	14.9	28	1

Bo Scaife

Date	Opp	Res	No	Yds	Avg	Lg	TD
12/31/2006	NE	L	0	0	0.0	0	0
Totals	1/1	0-1	0	0	0.0	0	0

Craig Stevens

Date	Opp	Res	No	Yds	Avg	Lg	TD
None							
Totals	0/0	0-0	0	0	-	-	0

TITANS INDIVIDUAL CAREER STATS VS. THE PATRIOTS: SPECIALISTS

KICKERS

Rob Bironas

Date	Opp	Res	FGM	FGA	Pct	XPM	XPA	1-19	20-29	30-39	40-49	50+	Lg	KO	TB
12/31/2006	NE	L	3	4	75.0	2	2	0-0	3-4	0-0	0-0	0-0	27	6	1
Totals	1/0	0-1	3	4	75.0	2	2	0-0	3-4	0-0	0-0	0-0	27	6	1

PUNTERS

Reggie Hodges

Date	Opp	Res	Num	Yds	Avg	TB	In20	Net
11/13/2008	@NE	W	5	213	42.6	0	0	39.8
Totals	1/0	1-0	5	213	42.6	0	0	39.8

RETURNERS

Mark Jones

Date	Opp	Res	PR	FC	Yds	Avg	Lg	TD	KR	Yds	Avg	Lg	TD
12/17/2005	@NE	L	3	3	28	9.3	15	0	0	0	-	-	0
Totals	1/0	0-1	3	3	28	9.3	15	0	0	0	-	-	0

TITANS INDIVIDUAL CAREER STATS VS. THE PATRIOTS: DEFENSE

Dave Ball (DE)

Date	Opp	Res	Tackles	Sk	Int	FF	FR
12/26/2005*	NE	L	3	0.0	0	0	0
09/17/2006*	NE	L	0	0.0	0	0	0
11/12/2006*	@NE	W	0	0.0	0	0	0
Totals	3/0	1-2	3	0.0	0	0	0

Tony Brown (DT)

Date	Opp	Res	Tackles	Sk	Int	FF	FR
01/02/2005*	@NE	L	5	0.0	0	0	0
12/31/2006*	NE	L	4	1.0	0	0	0
Totals	2/0	0-2	9	1.0	0	0	0

Keith Bulluck (LB)

Date	Opp	Res	Tackles	Sk	Int	FF	FR
12/16/2002	NE	W	14	0.0	0	0	0
10/05/2003	@NE	L	16	0.0	0	0	0
01/10/2004#	@NE	L	10	0.0	0	0	0
12/31/2006	NE	L	11	0.0	0	0	0
Totals	4/4	1-3	51	0.0	0	0	0

Cortland Finnegan (CB)

Date	Opp	Res	Tackles	Sk	Int	FF	FR
12/31/2006*	NE	L	3	0.0	0	0	0
Totals	1/1	0-1	3	0.0	0	0	0

Jacob Ford (DE)

Date	Opp	Res	Tackles	Sk	Int	FF	FR
None							
Totals	0/0	0-0	0	0.0	0	0	0

Vincent Fuller (DB)

Date	Opp	Res	Tackles	Sk	Int	FF	FR
12/31/2006*	NE	L	2	0.0	0	0	0
Totals	1/0	1-0	2	0.0	0	0	0

Michael Griffin (S)

Date	Opp	Res	Tackles	Sk	Int	FF	FR
None							
Totals	0/0	0-0	0	0.0	0	0	0

Nick Harper (CB)

Date	Opp	Res	Tackles	Sk	Int	FF	FR
09/30/2001*	@NE	L	0	0.0	0	0	0
11/30/2003	NE	L	6	0.0	1	0	0
01/18/2004*#	@NE	L	4	0.0	0	1	0
09/09/2004	@NE	L	3	0.0	1	0	0
01/16/2005#	@NE	L	3	0.0	0	0	0
11/07/2005	@NE	W	4	0.0	0	0	0
11/05/2006	@NE	W	8	0.0	0	0	0
01/21/2007#	NE	W	2	0.0	0	0	0
Totals	8/6	3-5	30	0.0	2	1	0

Jovan Haye (DT)

Date	Opp	Res	Tackles	Sk	Int	FF	FR
None							
Totals	0/0	0-0	0	0.0	0	0	0

William Hayes (DE)

Date	Opp	Res	Tackles	Sk	Int	FF	FR
None							
Totals	0/0	0-0	0	0.0	0	0	0

Chris Hope (S)

Date	Opp	Res	Tackles	Sk	Int	FF	FR
09/09/2002*	@NE	L	0	0.0	0	0	0
10/31/2004	NE	W	1	0.0	0	0	0
01/23/2005#	NE	L	5	0.0	0	0	0
09/25/2005	NE	L	10	0.0	1	0	0
12/31/2006	NE	L	4	0.0	0	0	0
Totals	5/4	1-4	20	0.0	1	0	0

Jason Jones (DT)

Date	Opp	Res	Tackles	Sk	Int	FF	FR
None							
Totals	0/0	0-0	0	0.0	0	0	0

Jevon Kearse (DE)

Date	Opp	Res	Tackles	Sk	Int	FF	FR
12/16/2002	NE	W	2	0.0	0	0	0
10/05/2003	@NE	L	4	2.0	0	1	0
01/10/2004#	@NE	L	5	0.0	0	0	0
02/06/2005#	NE	L	2	0.0	0	0	0
11/25/2007	@NE	L	0	0.0	0	0	0
Totals	5/5	1-4	13	2.0	0	1	0

David Thornton (LB)

Date	Opp	Res	Tackles	Sk	Int	FF	FR
11/30/2003	NE	L	12	0.0	0	0	0
01/18/2004#	@NE	L	8	0.0	0	0	0
09/09/2004	@NE	L	4	0.0	0	0	0
01/16/2005*#	@NE	L	4	0.0	0	0	0
11/07/2005	@NE	W	2	0.0	0	0	0
12/31/2006	NE	L	5	0.0	0	0	0
Totals	6/5	1-5	35	0.0	0	0	0

Stephen Tulloch (LB)

Date	Opp	Res	Tackles	Sk	Int	FF	FR
12/31/2006*	NE	L	0	0.0	0	0	0
Totals	1/0	0-1	0	0.0	0	0	0

Kyle Vanden Bosch (DE)

Date	Opp	Res	Tackles	Sk	Int	FF	FR
09/19/2004*	NE	L	2	0.0	0	0	0
12/31/2006	NE	L	7	1.0	0	0	0
Totals	2/1	0-2	9	1.0	0	0	0

Kevin Vickerson (DT)

Date	Opp	Res	Tackles	Sk	Int	FF	FR
None							
Totals	0/0	0-0	0	0.0	0	0	0

* Played but did not start

Playoff game

THIS WEEK'S NFL SCHEDULE

Sunday, Oct. 18

Houston at Cincinnati, CBS
 Detroit at Green Bay, FOX
 Baltimore at Minnesota, CBS
 NY Giants at New Orleans, FOX
 Cleveland at Pittsburgh, CBS
 Carolina at Tampa Bay, FOX
 Kansas City at Washington, CBS
 St. Louis at Jacksonville, FOX
 Arizona at Seattle, FOX
 Philadelphia at Oakland, FOX
Tennessee at New England, CBS
 Buffalo at NY Jets, CBS
 Chicago at Atlanta, NBC

Monday, Oct. 19

Denver at San Diego, ESPN

Bye: Dallas, Indianapolis, Miami, San Francisco

PROBABLE TITANS LINEUP

OFFENSIVE STARTERS

- WR 85-Nate Washington (6-1, 185, 5th Year, Tiffin)** - Washington was signed from the Pittsburgh Steelers as an unrestricted free agent during the 2009 offseason. In 2008, Washington totaled 40 receptions for 631 yards (15.8 avg.) and three touchdowns for the Steelers.
2009 Receiving Stats: 17 Rec, 172 Yds, 3 TD
- LT 71-Michael Roos (6-7, 315, 5th Year, Eastern Washington)** - Roos, a first-time Pro Bowler in 2008, has started every game in his career, including every game at left tackle since the start of 2006.
- LG 54-Eugene Amano (6-3, 310, 6th Year, SE Missouri St.)** - Amano completed his first full season as a starter in 2008 after serving as a back-up at all three interior line positions in his first four seasons.
- C 68-Kevin Mawae (6-4, 289, 16th Year, LSU)** - Named to his seventh Pro Bowl in 2008, Mawae has started all but three regular season games at center since joining the club in 2006. He has started more games than any other current NFL offensive lineman.
- RG 73-Jake Scott (6-5, 295, 6th Year, Idaho)** - The 2008 unrestricted free agent addition started his final 55 games in Indianapolis and every game since arriving in Tennessee.
- RT 76-David Stewart (6-7, 318, 5th Year, Mississippi St.)** - "Big Country" moved into the lineup at right tackle during the 2006 season and has not missed a start since then.
- TE 80-Bo Scaife (6-3, 249, 5th Year, Texas)** - In 2008, Scaife led all Titans tight ends in receiving for the third consecutive season and set career highs with 58 catches and 561 yards.
2009 Receiving Stats: 12 Rec, 118 Yds
- WR 12-Justin Gage (6-4, 212, 7th Year, Missouri)** - The former Chicago Bear led the team in receiving yards in each of his first two seasons in Tennessee. In 2008, he led the AFC (third in NFL) with a 19.1-yard average and led the Titans with a team-high six touchdown receptions.
2009 Receiving Stats: 15 Rec, 164 Yds, 1 TD
- QB 5-Kerry Collins (6-5, 245, 15th Year, Penn State)** - Collins, who ranks 14th in NFL history in passing yards, is in his fourth season with the Titans. He earned his second career Pro Bowl invitation in 2008 after recording 12 wins as a starter and passing for 2,676 yards.
2009 Passing Stats: 185 Att, 106 Cmp, 1,078 Yds, 5 TD, 7 Int, 67.4 Rtg
- FB 45-Ahmad Hall (5-11, 242, 4th Year, Texas)** - The former U.S. Marine and undrafted rookie from Texas has been the team's starter at fullback since 2006. **2009 Stats:** 3 Rec, 23 Yds
- RB 28-Chris Johnson (5-11, 200, 2nd Year, East Carolina)** - The team's first-round draft choice in 2008 was named to the Pro Bowl after ranking third in the AFC (eighth in NFL) with 1,228 rushing yards. His 4.9-yard average ranked third in the NFL among players with 200 carries.
2009 Rushing Stats: 78 Att, 468 Yds, 6.0 avg, 2 TD

KEY OFFENSIVE RESERVES

- WR 18-Kenny Britt (6-3, 218, Rookie, Rutgers)** - The team's first-round draft pick set a Big East record with 3,043 receiving yards on 178 receptions during his three-year college career.
2009 Receiving Stats: 19 Rec, 289 Yds
- TE 89-Jared Cook (6-5, 246, Rookie, South Carolina)** - The second-round pick caught 73 career passes for 1,107 yards and seven touchdowns in three years with the Gamecocks.
2009 Receiving Stats: 5 Rec, 38 Yds
- TE 83-Alge Crumpler (6-2, 262, 9th Year, North Carolina)** - The four-time Pro Bowler signed as a free agent from the Falcons in 2008 and then registered 24 receptions for 257 yards and one touchdown.
2009 Receiving Stats: 16 Rec, 127 Yds
- RB 25-LenDale White (6-1, 235, 4th Year, USC)** - In 2008, White recorded 200 carries for 773 yards and tied for third in the NFL with 15 rushing touchdowns.
2009 Rushing Stats: 33 Att, 133 Yds, 1 TD

SPECIALISTS

- K 2-Rob Bironas (6-0, 215, 5th Year, Ga. Southern/Auburn)** - The 2007 Pro Bowl kicker made 29 of 33 field goal attempts in 2008 and tied for second in the AFC with 127 points.
2009 Kicking Stats: 7/9 FGs, 7/7 PATs, 28 Pts
- P 3-Reggie Hodges (6-0, 220, 3rd Year, Ball State)** - Hodges was signed on Sept. 23 to replace an injured Craig Hentrich (calf). He has previous playing experience with the Rams, Eagles and Jets.
2009 Punting Stats: 16 Punts, 41.3 Avg, 33.2 Net

DEFENSIVE STARTERS

- LDE 90-Jevon Kearse (6-4, 265, 11th Year, Florida)** - The team's seventh all-time leading sacker is in his seventh season in a Titans uniform. In 2008, his statistics included 48 tackles and 3.5 sacks.
2009 Stats: 9 Tackles, 1.0 Sacks, 3 QBP, 1 FR
- LDT 75-Jovan Haye (6-2, 285, 5th Year, Vanderbilt)** - Haye was added to the roster during the 2009 offseason after spending the previous three years with the Tampa Bay Buccaneers.
2009 Stats: 24 Tackles, 3 QBP, 1 TFL, 1 QBP
- RDT 97-Tony Brown (6-3, 290, 5th Year, Memphis)** - Brown completed his second full regular season with the Titans in 2008 and led the team in quarterback pressures (24) and tackles for loss (10).
2009 Stats: 18 Tackles, 2.0 Sacks, 8 QBP, 2 TFL, 2 FF
- RE 93-Kyle Vanden Bosch (6-4, 278, 9th Year, Nebraska)** - The team's ninth all-time leading sacker and two-time Pro Bowler posted 46 tackles and 4.5 sacks in 10 games in 2008.
2009 Stats: 27 Tackles, 5 QBP, 1 TFL, 1 FF
- LLB 50-David Thornton (6-2, 225, 8th Year, North Carolina)** - In 2008, his third season in Tennessee after four years in Indianapolis, Thornton tied for third on the squad with 93 tackles.
2009 Stats: 30 Tackles, 2 TFL
- MLB 55-Stephen Tulloch (5-11, 235, 4th Year, N.C. State)** - Tulloch, a former fourth-round draft choice, was a regular starter for the first time in 2008 and finished second on the team with 98 tackles.
2009 Stats: 45 Tackles, 1 Sack, 2 TFL, 1 PD, 1 FR
- RLB 53-Kelvin Bullock (6-3, 235, 10th Year, Syracuse)** - The team's third all-time leading tackler recorded his seventh consecutive 100-tackle season in 2008, leading the team with 120 tackles.
2009 Stats: 44 Tackles, 1 TFL, 1 INT, 1 PD
- LCB 30-Jason McCourty (6-0, 193, Rookie, Rutgers)** - McCourty was drafted in the sixth round after starting three seasons at Rutgers. He is in the starting lineup as a result of Nick Harper's forearm injury.
2009 Stats: 18 Tackles
- RCB 31-Cortland Finnegan (5-10, 188, 4th Year, Samford)** - Finnegan was named to his first Pro Bowl in 2008. He tied for fourth in the AFC with five interceptions and a team-high 20 passes defended. He was inactive last week with a hamstring injury.
2009 Stats: 18 Tackles, 1 Int, 2 PD
- SS 24-Chris Hope (6-0, 208, 8th Year, Florida St.)** - In 2008, Hope's third season with the club after spending four years in Pittsburgh, he was named to his first Pro Bowl after totaling four interceptions.
2009 Stats: 24 Tackles, 1 QBP, 1 INT, 3 PD
- FS 33-Michael Griffin (6-0, 202, 3rd Year, Texas)** - In 2008, the former first-round pick earned a Pro Bowl invitation after tying for second in the NFL with seven interceptions.
2009 Stats: 33 Tackles, 1 QBP, 2 PD, 1 FF, 1 FR

KEY DEFENSIVE RESERVES

- DE 98-Dave Ball (6-5, 277, 5th Year, UCLA)** - Ball played his first season with the Titans in 2008 after receiving previous playing experience with the Jets and Chargers. He tied for fourth on the team with 4.5 sacks.
2009 Stats: 8 Tackles
- DE 78-Jacob Ford (6-4, 256, 3rd Year, Central Arkansas)** - The former sixth-round pick ranked sixth among AFC defensive ends with seven sacks in 2008.
2009 Stats: 14 Tackles, 1.5 Sacks, 2 QBP, 1 TFL
- LDT 91-Jason Jones (6-5, 280, 2nd Year, Eastern Michigan)** - The 2008 second-round pick ranked fourth in the NFL among defensive tackles and first among rookie defensive linemen in 2008 with five sacks. He has missed the last two games with a shoulder injury.
2009 Stats: 9 Tackles, 1.0 Sacks, 2 QBP, 2 TFL, 2 PD
- CB 29-Ryan Mouton (5-9, 187, Rookie, Hawaii)** - The third-round pick and former All-WAC selection has played as the back-up nickel back and outside at cornerback due to injuries in the secondary.
2009 Stats: 9 Tackles, 1 TFL
- DT 96-Kevin Vickerson (6-5, 305, 4th Year, Michigan State)** - Vickerson completed his first full season with the Titans in 2008 and posted 23 tackles and 1.5 sacks.
2009 Stats: 17 Tackles, 1 QBP, 1 TFL, 2 PD

LAST WEEK vs. INDIANAPOLIS

Indianapolis Colts 31 at Tennessee Titans 9
 Sunday, Oct. 11, 2009
 LP Field, Nashville, Tenn.

	1	2	3	4	Final
Indianapolis Colts	7	14	7	3	31
Tennessee Titans	6	3	0	0	9

The Titans dropped to 0-5 after a 31-9 loss to the Indianapolis Colts Sunday night at LP Field.

Colts quarterback **Peyton Manning** led the charge for the Colts, completing 36 of 44 passes for 309 yards, three touchdowns and one interception. He finished the game with a 109.2 passer rating.

By contrast, the Colts defense limited Titans quarterback **Kerry Collins** to 19 completions and 164 yards on 32 pass attempts.

The Titans were outgained 367 yards to 245, and they had 12 first downs to the Colts' 23. The Colts controlled the ball for more than 33 minutes.

The Colts jumped out early, taking advantage of a fumble by Titans tight end **Alge Crumpler** in Tennessee territory. Then, on a fourth-and-one at the Tennessee three-yard line, **Peyton Manning** connected with **Reggie Wayne** for a touchdown.

The Titans then went three-and-out, but **Reggie Hodges'** punt was muffed by **Tim Jennings** and recovered by **Ken Amato** for the Titans. **Rob Bironas** hit a 49-yard field goal to make the score 7-3.

On the next series, linebacker **Keith Bulluck** intercepted a pass that was affected by defensive end **Jacob Ford's** hit on Manning. Bulluck's 23-yard return helped set up a 43-yard field goal by Bironas.

In the second quarter, the Colts methodically drove 81 yards on 12 plays, and **Joseph Addai** extended their lead to 14-6 with a one-yard touchdown run.

The Titans responded, driving from their own 20 to the Indianapolis 28. **Kerry Collins** and **Nate Washington** connected to convert a pair of third downs, including a 23-yard completion, but Collins' deep attempt to **Justin Gage** on a final third down fell incomplete. The Titans settled for a 46-yard field goal, Bironas' third of the first half from beyond 40 yards.

With 57 seconds remaining in the half, Manning and the Colts started a drive at their own seven-yard line. Helped by two personal foul penalties



Keith Bulluck recorded his 17th career interception Sunday night against the Colts.

on the Titans for roughing the quarterback, the Colts pushed the ball past midfield before Manning found **Austin Collie** for a 39-yard touchdown. The Colts entered the locker room with a 21-9 lead.

On the third play of the third quarter, Collins was intercepted by Jennings. Seven plays later, Manning and Collie hooked up again for a six-yard touchdown.

In the fourth quarter, **Adam Vinatieri** capped a drive that consumed 60 yards and over eight minutes with a 23-yard field goal, which turned out to be the final score of the evening for either side.

On the ensuing possession, **Vince Young** entered the game at quarterback for the Titans. He scrambled for a first down but was unable to complete any of his three pass attempts.

NOTES FROM LAST WEEK'S GAME

LONG FIELD GOALS: In the first half, kicker **Rob Bironas** provided the Titans' only scoring with field goals of 49, 43 and 46 yards. It was the second time in Bironas' career he succeeded on three or more field goal attempts of 40-plus yards (4-4 at Detroit, 11/27/08).



Rob Bironas made three field goals from beyond 40 yards.

NICKEY STARTS, GRIFFIN RETURNS: Tight end **Craig Stevens** and safety **Michael Griffin** were assisted off the field after covering the opening kickoff and colliding. As a result, Griffin was unable to play the first defensive snap. **Donnie Nickey** stepped in, receiving his first start since Jan. 2, 2005. Griffin was back on the field on the next play.

BULLUCK'S 17TH CAREER INTERCEPTION: In the first quarter, linebacker **Keith Bulluck** recorded his 17th career interception and his first since Dec. 23, 2007 against the New York Jets. He picked off a **Peyton Manning** pass and raced 23 yards the opposite way. The takeaway resulted in a 43-yard field goal by **Rob Bironas**.

HARPER'S INJURY LEAVES SECONDARY THIN: Early in the third quarter, cornerback **Nick Harper** injured his right forearm tackling wide receiver **Austin Collie**. With opposite starter **Cortland Finnegan** already inactive with a hamstring injury, the injury left young secondary members to compete against **Peyton Manning** and the Colts offense. Rookie **Ryan Mouton** lined up to replace Harper, and fellow rookie **Jason McCourty** was already in the starting lineup to replace Finnegan. First-year player **Cary Williams** was the only remaining cornerback on the roster.

YOUNG ENTERS GAME: With 7:26 on the clock in the fourth quarter and the Colts leading 31-9, **Vince Young** entered the game at quarterback. It was the 2006 first-round pick's first action of the 2009 season.

TULLOCH LEADS IN TACKLES: Middle linebacker **Stephen Tulloch** led the Titans with 12 tackles against the Colts. Tulloch has a team-high 45 tackles this season, one ahead of second-place **Keith Bulluck**.

ADAMS' TEAM FIFTH IN PLAYOFF APPEARANCES

Entering his 50th year as Founder, Owner, Chairman of the Board, President and CEO of the Titans/Oilers franchise, **K.S. "Bud" Adams, Jr.** is an enduring figure in the NFL.

Since relocating the then-Houston Oilers to Nashville in 1997, the club has earned six playoff appearances, including an AFC Championship (1999), an AFC Central title (2000), two AFC South titles (2002 & 2008), an additional AFC Championship appearance (2002) and Wild Card teams in 2003 and 2007.

Adams is one of only four current NFL owners to reach the 350-win plateau, joining **Ralph Wilson** (Buffalo), **Dan Rooney** (Pittsburgh) and **Al Davis** (Oakland/Los Angeles).

Consistently fielding winning teams, the franchise has earned 21 playoff appearances in 49 previous seasons, a total that is tied for fifth place among NFL teams since 1960.

Adams is a member of the Sports Hall of Fame in two different states. He was inducted into the Tennessee sports Hall of Fame in February 2006 and was voted into the Texas Sports Hall of Fame in August 2009.



K.S. "Bud" Adams, Jr.

Most AFL/NFL playoff appearances since the Oilers' 1960 inaugural season:

Team	1960-2008 Appearances	Current Majority Owner
1. Dallas Cowboys	29	Jerry Jones
2. Pittsburgh Steelers	25	Dan Rooney
Minnesota Vikings	25	Zygi Wilf
4. Miami Dolphins	22	Stephen Ross
5. Tennessee Titans	21	K.S. "Bud" Adams, Jr.
San Francisco 49ers	21	Denise DeBartolo York/John York
St. Louis Rams	21	Dale "Chip" Rosenbloom
Oakland Raiders	21	Al Davis

All-time playoff appearances by the Oilers/Titans: 1960, 1961, 1962, 1967, 1969, 1978, 1979, 1980, 1987, 1988, 1989, 1990, 1991, 1992, 1993, 1999, 2000, 2002, 2003, 2007, 2008

All-time division titles by the Oilers/Titans: 1960, 1961, 1962, 1967, 1991, 1993, 2000, 2002, 2008



This logo commemorates the 50th season of the Oilers/Titans

TITANS/OILERS ALL-TIME RECORD

	W	L	T
Regular Season:	363	376	6
Home	210	160	2
Road	153	216	4
As Titans (1999-present)	96	69	0
As Oilers (1960-98)	267	307	6
Postseason:	14	19	0
Home	6	5	0
Road	8	13	0
Super Bowl (XXXIV)	0	1	0

GENERAL MANAGER MIKE REINFELDT

Mike Reinfeldt is entering his 30th season in the NFL, his third as executive vice president/general manager and 11th with the Oilers/Titans franchise. Reinfeldt's first tenure with the team was from 1976-83 as an All-Pro safety. He re-joined the franchise in 2007 after spending seven years with the Seattle Seahawks.

In his 17 years as an NFL executive with Tennessee, Seattle and Green Bay, including 2008, his teams have won a combined seven division titles, made 12 playoff appearances, four NFC Championship game appearances, three Super Bowl appearances, captured one world title (1996) and amassed 14 winning seasons.

Reinfeldt has presided over three offseasons in his current role, adding vital young contributors to the roster. The 28 players the Titans have drafted in his tenure include two first-round picks that were selected for the Pro Bowl in 2008: safety **Michael Griffin** and running back **Chris Johnson**. In 2009, Reinfeldt and the Titans selected Rutgers wide receiver **Kenny Britt** in the first round.

In Reinfeldt's first two years of free agency with the Titans (2007-08), key players added to the roster included cornerback **Nick Harper**, wide receiver **Justin Gage** and guard **Jake Scott**. In 2009, the Titans have added several new names -- wide receiver **Nate Washington** and defensive tackle **Jovan Haye**.

Reinfeldt also has worked to retain several key players through contract extensions. Since the start of the 2008 offseason, nine starters have signed new, multi-year deals: Gage, fullback **Ahmad Hall**, defensive tackle **Tony Brown**, guard **Eugene Amano**, cornerback **Cortland Finnegan**, bookend offensive tackles **Michael Roos** and **David Stewart**, quarterback **Kerry Collins** and nickel defensive back **Vincent Fuller**.

Additionally, Reinfeldt helped bring aboard new members of the team's administration upon his arrival, including Senior Director of Football Administration **Vincent Marino** and Director of Pro Personnel **Lake Dawson**. Each has made significant contributions to the team since arriving in 2007.

In Seattle, Reinfeldt last held the title of Vice President of Football Administration and was responsible for player contract negotiations, salary cap management, player evaluations and numerous aspects of the day-to-day football operations.

In eight seasons with the Packers, he served a number of roles, including Chief Financial Officer for three years (1991-93) and VP of Administration from 1994-98.

Before joining the Packers in 1991, Reinfeldt spent three years (1988-90) at the University of Southern California as the associate athletic director and spent another three years (1985-88) with the L.A. Raiders as CFO.

A former safety for the Oilers franchise from 1976-83, Reinfeldt earned Pro Bowl and All-Pro honors in 1979. He ranks seventh on the club's career interception list with 26 and matched the team record for interceptions in a season with 12 in 1979. An undrafted free agent out of the University of Wisconsin-Milwaukee, he originally signed with the Oakland Raiders and played in two games before being released and signed by the Oilers.

GM Mike Reinfeldt's background:

Years	Team	Position
2007-09	Tennessee	Executive VP/General Manager
2005-06	Seattle	Vice President of Football Operations
1999-03	Seattle	Senior Vice President
1994-98	Green Bay	Vice President of Administration
1991-93	Green Bay	Chief Financial Officer
1988-90	USC	Associate Athletic Director
1985-87	L.A. Raiders	Chief Financial Officer
1976-83	Hou. Oilers	Safety
1975-76	Oak. Raiders	Safety

TEAM CELEBRATES 50th SEASON

The Titans are celebrating the 50th season in team history in 2009, coinciding with the 50th anniversary of the formation of the American Football League.

In 1959, after failing to acquire NFL franchises through expansion or purchase, **Lamar Hunt** and **K.S. "Bud" Adams, Jr.** resolved to form a new, competing professional football league. Hunt and Adams recruited other owners, who like themselves were looking to enter the world of football ownership but had been rebuffed.

The eight original teams, whose owners would later be dubbed the "Foolish Club" for taking on the NFL, were: the Houston Oilers (later to be known as the Tennessee Titans), Dallas Texans (Kansas City Chiefs), Denver Broncos, New York Titans (New York Jets), Los Angeles Chargers (San Diego Chargers), Buffalo Bills, Boston Patriots (New England Patriots) and Oakland Raiders. Oakland received a franchise after Minnesota, initially in the AFL group, was awarded an NFL expansion team.

The AFL played its first games in 1960, and Adams' Oilers went on to win the first two AFL Championships. The Cincinnati Bengals and Miami Dolphins were added to the league later in the decade, and in 1970, the AFL and NFL were officially merged, becoming the American Football Conference and the National Football Conference.

The Titans will celebrate their 50th year in a number of avenues, including a special logo to commemorate the season. The logo will be used throughout the year and integrated into a number of platforms on and off the field. Additionally, the NFL has also scheduled "Legacy Games" in which the original AFL teams will play each other in special throwback uniforms. The Titans will play four Legacy Games: Aug. 9 vs. Buffalo (preseason Hall of Fame Game in Canton, Ohio), Sept. 27 at the New York Jets, Oct. 18 at New England and Nov. 15 vs. Buffalo.

Among many other elements of the celebration are heritage boards installed at LP Field which illustrate many of the Oiler marks and logos, including the original "Roughneck" from 1960. The heritage boards are located at the main entrances on the east and west sides of LP Field.

Historic dates in the founding of the Houston Oilers and formation of the American Football League:

- Aug. 3, 1959: K.S. "Bud" Adams, Jr. announces Houston's entry into the American Football League.
- Aug. 15, 1959: The AFL is formally organized with six cities: Los Angeles, New York, Denver, Dallas, Houston and Minneapolis-St. Paul (Minneapolis-St. Paul later replaced by Oakland). Buffalo and Boston are added as the seventh and eighth teams later in 1959.
- Oct. 31, 1959: Adams names the team the "Oilers" for "sentimental and social reasons."
- Nov. 22, 1959: In the first AFL player draft, which lasts 33 rounds, the Oilers select Heisman Trophy winner Billy Cannon of LSU.
- Sept. 11, 1960: The Oilers defeat the Oakland Raiders 37-22 in their first regular season game.
- Jan. 1, 1961: The Oilers win the first AFL Championship by defeating the Los Angeles Chargers 24-16.

MOST PLAYOFF SEASONS IN 10 YEARS

Since the start of the 1999 season, the Titans have won three division titles (2000, 2002 and 2008) and have appeared in the playoffs three times as a Wild Card.

Only two teams -- the Indianapolis Colts (nine) and Philadelphia Eagles (seven) -- have appeared in the postseason more times than the Titans in that time span. The Titans are tied for third with the New York Giants, New England Patriots, Pittsburgh Steelers, Seattle Seahawks and Tampa Bay Buccaneers.

Most playoff seasons from 1999 through 2008:

Team	Total Seasons
1. Indianapolis	9 1999, 2000, 2002, 2003, 2004, 2005, 2006, 2007, 2008
2. Philadelphia	7 2000, 2001, 2002, 2003, 2004, 2006, 2008
3. Tennessee	6 1999, 2000, 2002, 2003, 2007, 2008
N.Y. Giants	6 2000, 2002, 2005, 2006, 2007, 2008
New England	6 2001, 2003, 2004, 2005, 2006, 2007
Pittsburgh	6 2001, 2002, 2004, 2005, 2007, 2008
Seattle	6 1999, 2003, 2004, 2005, 2006, 2007
Tampa Bay	6 1999, 2000, 2001, 2002, 2005, 2007
9. Baltimore	5 2000, 2001, 2003, 2006, 2008
Green Bay	5 2001, 2002, 2003, 2004, 2007
St. Louis	5 1999, 2000, 2001, 2003, 2004

TITANS HONOR McNAIR WITH HELMET STICKER

On Aug. 6, the Titans announced that they will wear a "9" helmet sticker during the 2009 season to honor late quarterback **Steve McNair**. The sticker will appear on the back of the helmet and will remain in place throughout the entire 2009 season.

"Through many internal discussions, we felt this was an appropriate way to honor Steve McNair and the contributions he made to our franchise," said Titans owner **K.S. "Bud" Adams, Jr.** "We have other things planned for our fans to honor him and the McNair family, and we take some solace in the fact that we were able to induct him into our Ring of Honor last season, while he was with us."

McNair played 11 seasons (1995-05) for the Titans/Oilers after being selected with the third overall selection in the 1995 NFL Draft. During his career, he led the franchise to more wins (76) than any other quarterback in club history, earned three Pro Bowl selections and was named the NFL Co-MVP following the 2003 season. He became only the second player in franchise history to win NFL MVP honors, joining **Earl Campbell** (1979). He also became the only quarterback in club history to lead the Titans/Oilers to a Super Bowl (XXXIV) by capturing the AFC Championship in 1999.

McNair's 27,141 passing yards in a Titans uniform rank second in club annals behind **Warren Moon** (33,685). He is the team's all-time leader in completion percentage (59.5%) and ranks second in completions (2,305), second in attempts (3,871) and third in touchdowns (156). In 2002, he completed a string of 23 games in which he passed for at least one touchdown (10/14/01-11/17/02), breaking Moon's mark of 21 games.

McNair also brought a running dimension to the team, becoming one of only three players in NFL history (**Fran Tarkenton** and **Steve Young**) to pass for 30,000 yards and rush for 3,500 yards. He also ranks fifth in franchise history in rushing with 3,439 yards.

McNair was shot and killed on July 4.



IN TWO WEEKS: THE JACKSONVILLE JAGUARS

Jacksonville Jaguars at Tennessee Titans

Sunday, Nov. 1, 2009 (3:05 p.m.)

LP Field, Nashville, Tenn.

TV: CBS

After traveling to New England, the Titans will have two weeks to prepare for their next opponent, the Jacksonville Jaguars, due to an Oct. 25 bye.

In the final 10 games of the regular season, the Titans will have six home games, evening out a schedule that has them on the road in four of the season's first six weeks.

The Titans will have played the Jaguars just 28 days prior to their next meeting. The teams squared off Oct. 4 at Jacksonville Municipal Stadium. In that game, the Titans were unable to overcome three turnovers and were victimized by Jacksonville quarterback **David Garrard**, who passed for 323 yards and three touchdowns in a 37-17 Jaguars victory. Offensively, Titans rookie receiver **Kenny Britt** notched his first career 100-yard game, leading the squad with 105 yards on seven receptions. Also for the Titans, running back **Chris Johnson** rushed for a team-high 83 yards.

The Jaguars will carry a 2-3 record into their game this week against the St. Louis Rams. Like the Titans, they then will get a bye week to rest.

Last week the Jaguars traveled to Seattle, where they were defeated 41-0 by the Seahawks. **Matt Hasselbeck** completed four touchdown passes for the Seahawks and helped outgain the Jaguars 379 to 199.

Through five games, Garrard has passed for 1,129 yards, five touchdowns and just one interception. The Jaguars' ground game is led by **Maurice Jones-Drew**, who has 330 yards and five touchdowns on 75 carries.

The Titans have played the Jaguars at least twice every year since 1995 and lead the series 17-13. They won both games during the 2008 season, the first a 17-10 win at LP Field (Sept. 7) and the second a 24-14 victory in Jacksonville (Nov. 16).

2009 DRAFT REPORT

The Titans selected 11 players in the 2009 NFL Draft. In order, they chose wide receiver **Kenny Britt**, defensive tackle **Sen'Derrick Marks**, tight end **Jared Cook**, cornerback **Ryan Mouton**, linebacker **Gerald McRath**, tackle/guard **Troy Kropog**, running back **Javon Ringer**, cornerback **Jason McCourty**, wide receiver **Dominique Edison**, guard **Ryan Durand** and safety **Nick Schommer**.



All of the 11 picks remain with the team either on the active roster or the practice squad.

Including the 2008 draft, the Titans have 18 players from the past two drafts on the active roster or practice squad. In 2008, the Titans made seven selections in the draft, and all seven players remain with the team (**Chris Johnson**, **Jason Jones**, **Craig Stevens**, **William Hayes**, **Lavelle Hawkins**, **Stanford Keglar** and **Cary Williams**).

2009 Tennessee Titans Draft Pick Capsules:

- **WR Kenny Britt** (6-3, 218, Rutgers, 1st Round, 30th Overall) - In a three-year career at Rutgers (34 games, 31 starts), Britt set a Big East Conference record with 3,043 receiving yards on 178 receptions. Additionally, he became Rutgers' all-time leader in career touchdown receptions (17, tied), consecutive 100-yard receiving game (five in 2008), career 100-yard receiving games (14), single-season receiving yards (1,371 in 2008) and single-season receptions (87 in 2008).
2009 Statistics: 5 GP, 19 Rec, 289 Yds, 0 TD
- **DT Sen'Derrick Marks** (6-2, 306, Auburn, 2nd Round, 62nd Overall) - Marks started 37 of 40 games during his three-year Auburn career and recorded 114 tackles, 7.5 sacks, 30 stops for losses and 10 quarterback pressures. Fighting through a pair of ankle injuries during his junior year, he earned second-team All-SEC recognition from the league's coaches and honorable mention from the Associated Press.
2009 Statistics: 2 GP, 1 Tackle
- **TE Jared Cook** (6-5, 246, South Carolina, 3rd Round, 89th Overall) - The Titans traded next year's second-round draft pick in order to select Cook in the third round of this year's draft. In a three-year career at South Carolina, Cook played in 36 games (15 starts) and hauled in 73 passes for 1,107 yards (15.2 avg.) and seven touchdowns. As a junior, he was recognized by SEC coaches with first-team All-SEC honors, while the Associated Press made him a second-team All-SEC selection.
2009 Statistics: 4 GP, 5 Rec, 38 Yds
- **CB Ryan Mouton** (5-9, 187, Hawaii, 3rd Round, 94th Overall) - Mouton played two seasons at the University of Hawaii after beginning his collegiate career at Blinn Junior College. The All-WAC performer appeared in 24 games with 13 starts at Hawaii and collected 49 tackles, two sacks, three interceptions, 17 passes defended and three forced fumbles.
2009 Statistics: 4 GP, 9 Tackles, 1 TFL
- **LB Gerald McRath** (6-3, 231, Southern Mississippi, 4th Round, 130th Overall) - McRath started 25 of 36 career games for the Golden Eagles. The former Conference USA Defensive Player of the Year (2007) posted 386 career tackles, ranking third in USM history and eighth on the Conference USA record list. He added 32.5 tackles for loss, eight sacks, one interception, seven passes defended, six forced fumbles and three fumble recoveries.
2009 Statistics: 5 GP, 0 Tackles, 3 SpT
- **T/G Troy Kropog** (6-6, 309, Tulane, 4th Round, 135th Overall) - Kropog was a three-year starter (36 career games) at left tackle for the Green Wave. He served as a team captain as a senior and as a junior in 2007 helped pave the way for running back Matthew Forté's 2,000-plus rushing yards.
2009 Statistics: 0 GP

- **RB Javon Ringer** (5-9, 205, Michigan State, 5th Round, 173rd Overall) - In 45 career games (26 starts), Ringer became Michigan State's second all-time leading rusher with 4,398 yards on 843 carries. His 34 rushing touchdowns ranked fourth in MSU history, and he became the school's career leader with 5,426 career all-purpose yards. In 2008, he earned first-team Associated Press All-America honors.

2009 Statistics: 4 GP, 0 Rush, 0 Yds

- **CB Jason McCourty** (6-0, 193, Rutgers, 6th Round, 203rd Overall) - McCourty was a three-year starter at cornerback and a senior captain. He tallied two interceptions, 20 pass breakups and 148 tackles during his college career with the Scarlet Knights. During his senior campaign, he finished second in the Big East in kickoff return average (26.2 yards/return).

2009 Statistics: 5 GP, 18 Tackles

- **WR Dominique Edison** (6-2, 204, Stephen F. Austin, 6th Round, 206th Overall) - In 44 career games (32 starts), Edison totaled 182 receptions for 2,697 yards and 28 touchdowns. In Southland Conference history, he ranks second in career receptions and second in touchdown catches. He collected the majority of his statistics as a senior, when he set a school record with 67 catches for 1,016 yards and ranked second in the nation with 18 touchdown receptions.

2009 Statistics: 2 GP, 0 Rec, 0 Yds

Also drafted in 2009 and currently on the practice squad: G Ryan Durand (7th Round, Syracuse) and S Nick Schommer (7th Round, North Dakota State)

RECENT FREE AGENCY HISTORY

Recent Titans unrestricted and restricted free agency additions and losses:

2009

Players Signed (5): CB DeMarcus Faggins, DT Jovan Haye, WR Mark Jones, QB Patrick Ramsey, WR Nate Washington

Players Lost (6): CB Chris Carr, DT Albert Haynesworth, WR Brandon Jones, CB Eric King, T Daniel Loper, QB Chris Simms

2008

Players Signed (4): DB Chris Carr (RFA), TE Dwayne Blakley, G Jake Scott, LB Josh Stamer

Players Lost (8): G Jacob Bell, RB Chris Brown, LB Gilbert Gardner, TE Ben Hartsock, DE Travis LaBoy, DE Antwan Odom, DT Randy Starks, TE Ben Troupe

Additional veterans signed as free agents in 2008: TE Alge Crumpler, DE Jevon Kearse, WR Justin McCareins

2007

Players Signed (5): LB Ryan Fowler (RFA), WR Justin Gage, CB Nick Harper, S Bryan Scott

Players Lost (3): WR Drew Bennett, WR Bobby Wade, DT Robaire Smith

2006

Players Signed (4): LB David Thornton, WR David Givens, C Kevin Mawae, S Chris Hope

Players Lost (4): LB Rocky Boiman, C Justin Hartwig, LB Brad Kassell, S Tank Williams

2005

Players Signed (1): DE Kyle Vanden Bosch

Players Lost (4): RB Antowain Smith, WR Eddie Berlin, CB Andre Dyson and TE Shad Meier

WHAT TO LOOK FOR IN 2009 (UPDATED)

- **The Titans** will try to produce a 1,000-yard running back for the 12th time in 14 seasons.
- **Jeff Fisher** (133 career wins as head coach) can move into 21st place in NFL history with two wins, passing Weeb Ewbank. He can move into 20th place with four wins (Hank Stram).
- **K Rob Bironas** (485 career points) can move into third place on the team's all-time scoring list with 64 more points, passing Tony Zendejas (548).
- **LB Keith Bulluck** (1,191 career tackles) can move into second place on the team's all-time tackles list with 91 more tackles, passing Robert Brazile (1,281).
- **LB Keith Bulluck** can produce 100 tackles for the eighth consecutive season to extend his team record.
- **QB Kerry Collins** (38,471 career passing yards) needs 1,529 more passing yards to become the 12th quarterback in NFL history with 40,000 career passing yards.
- **QB Kerry Collins** (4,834 passing yards with Titans) can eclipse Ken Stabler for fifth place on the team's all-time passing list with 357 more passing yards, surpassing Cody Carlson (4,469), Chris Chandler (4,559), Vince Young (4,745 entering 2009) and Pete Beathard (5,128) along the way.
- **RB Chris Johnson** can become the first Titans running back since Eddie George in 2002-03 to post back-to-back 1,000-yard rushing campaigns and the third player in franchise history to accomplish the feat in his first two NFL seasons, joining George (1996-97) and Earl Campbell (1978-79).
- **DE Jevon Kearse** (52.0 career sacks with Titans) can pass Sean Jones (57.5) for fifth place on the team's all-time sack list with six more sacks and can move into fourth place with 7.5 more sacks (William Fuller, 59.0).
- **DE Kyle Vanden Bosch** (35.5 career sacks with Titans) can pass Ted Washington (45.0) for eighth place on the team's all-time sack list with 10 sacks.
- **RB LenDale White** (2,260 career rushing yards) needs 65 more yards to pass Allen Pinkett (2,324 yards) for 10th place on the team's all-time rushing list. He can move further up the list by passing Chris Brown (2,757) for ninth place and Ronnie Coleman (2,769) for eighth place.

TITANS TEAM CAPTAINS

2009 TEAM CAPTAINS: The Titans are one of 25 NFL teams that have appointed season-long captains on offense, defense and special teams for 2009.

Teammates selected quarterback **Kerry Collins** (offense), defensive end **Kyle Vanden Bosch** (defense), punter **Craig Hentrich** (special teams) and safety **Donnie Nickey** (special teams) as captains for the year.

It is the third consecutive season Vanden Bosch and Hentrich have been chosen and the first season Collins and Nickey have received the honor.

The team captain initiative originated with the NFL Player Advisory Council that was established in 2007 by NFL Commissioner **Roger Goodell** in conjunction with the NFL Players Association. Beginning that season, clubs were able to declare up to six captains and affix patches with the letter "C" on the upper right chest area of the players' jerseys. Gold stars on the patch under the "C" indicate the number of seasons a player has been a captain for his present team.

Seven of the 32 teams have elected to appoint their captains on a weekly basis.

Titans Captains:

- **Defensive end Kyle Vanden Bosch (Defense):** Vanden Bosch was elected team captain for the third consecutive year. The team's ninth all-time leading sacker and two-time Pro Bowler is in his ninth NFL season. He posted 46 tackles and 4.5 sacks in 10 games in 2008 while battling a groin injury.
- **Quarterback Kerry Collins (Offense):** A first-time captain in 2009, Collins is in his 15th NFL season and fourth with the Titans. He ranks 14th in league history in passing yards and earned his second career Pro Bowl invitation in 2008 after recording 12 wins as a starter and passing for 2,676 yards.
- **Punter Craig Hentrich (Special Teams):** Hentrich is serving in his third season as a team captain. The two-time Pro Bowler, who is in his 12th season with the Titans, ranks seventh in NFL history in career punts.
- **Safety Donnie Nickey (Special Teams):** Nickey, who is in his seventh NFL season, is a first-time team captain. The reserve safety has appeared in every game during the last four seasons and is one of the club's primary playmakers on special teams.



TITANS RETURN 20 STARTERS

The Titans are projected in 2009 to field 20 of the team's 22 starters from the 2008 season.

On defense, only defensive tackle **Albert Haynesworth** was lost during the offseason. Taking his spot in the lineup is 2009 free agent addition **Jovan Haye**.

Offensively, the unit returns intact from 2008 with the exception of wide receiver **Justin McCareins**. The Titans signed unrestricted free agent **Nate Washington** from the Pittsburgh Steelers and drafted **Kenny Britt** from Rutgers to fill out the receiving corps.

Kicker **Rob Bironas** and punter **Craig Hentrich** are also in place from last year.

Starters in 2008 and projected starters in 2009 (lineup change in **bold**; new roster addition underlined):

2008	Offensive Starters	2009
Justin McCareins	WR	<u>Nate Washington</u>
Michael Roos	LT	Michael Roos
Eugene Amano	LG	Eugene Amano
Kevin Mawae	C	Kevin Mawae
Jake Scott	RG	Jake Scott
David Stewart	RT	David Stewart
Alge Crumpler	TE	Alge Crumpler
Justin Gage	WR	Justin Gage
Kerry Collins	QB	Kerry Collins
Ahmad Hall	FB	Ahmad Hall
Chris Johnson	RB	Chris Johnson

2008	Defensive Starters	2009
Jevon Kearse	LE	Jevon Kearse
Tony Brown	LT	<u>Jovan Haye</u>
Albert Haynesworth	RT	Tony Brown
Kyle Vanden Bosch	RE	Kyle Vanden Bosch
David Thornton	LLB	David Thornton
Stephen Tulloch	MLB	Stephen Tulloch
Keith Bulluck	RLB	Keith Bulluck
Nick Harper	LCB	Nick Harper
Cortland Finnegan	RCB	Cortland Finnegan
Chris Hope	SS	Chris Hope
Michael Griffin	FS	Michael Griffin

TITANS HEAD COACH JEFF FISHER

Jeff Fisher is entering his 15th full season as head coach of the Tennessee Titans and his 10th as Executive Vice President.

Fisher holds the franchise record for wins by a head coach and is the NFL leader in tenure with one team among active coaches. Entering 2009, he ranks 22nd on the NFL's career head coaching wins list and second among active coaches (Belichick).

Fisher was named interim head coach for the last six games of the 1994 season and has been in his current post ever since, leading the team through the transition from its final years in Houston to some of the club's greatest successes in Tennessee. Only nine other head coaches in NFL history have coached one team in more games than Fisher has led the Oilers/Titans.

The Titans recorded a 13-3 regular season record in 2008 for the third time (1999, 2000) under Fisher, matching the best record in team history. The win total helped Fisher vault five spots on the NFL's all-time win list, moving past **Sid Gillman** (123), **George Seifert** (124), **Jim Mora** (125), **Dick Vermeil** (126) and **Mike Ditka** (127) into 22nd place among head coaches.

While becoming the fourth NFL team in the 16-game schedule era since 1978) to own sole, wire-to-wire possession of first place in a division, the 2008 Titans clinched the AFC South Division Championship. Fisher led the 2008 squad to victories in the first 10 games of the season, a franchise record and only the 11th feat of its kind in the NFL since the 1970 AFL-NFL merger. Dating back to the end of the 2007 schedule, the Titans won a team-record 13 consecutive regular season contests.

With the Titans winning their division in 2008, Fisher has guided the franchise to six playoff appearances (1999, 2000, 2002, 2003, 2007, 2008) within the last 10 seasons (1999-08). Only two teams (Indianapolis and Philadelphia) in that time period had more postseason appearances than the Titans (tied with N.Y. Giants, New England, Pittsburgh, Seattle and Tampa Bay). Fisher's playoff accomplishments include three Division titles (2000, 2002 and 2008), two AFC Championship Games (1999, 2002) and one Super Bowl berth (XXXIV). He presided over the most victorious (56 regular season wins and five postseason wins) and successful five-year period in the franchise's history from 1999 to 2003.

No current NFL head coach has more tenure with his team than Fisher (15-plus seasons), and only the NBA's **Jerry Sloan** (tenure began in 1988-89) and Major League Baseball's **Bobby Cox** (1990) have more tenure among head coaches/managers in the four major U.S. professional team sports.

A native of Woodland Hills, Calif., the former USC and Chicago Bears defensive back became the Titans' 15th head coach on Jan. 5, 1995 following a stint as interim head coach to conclude the 1994 season. His previous coaching jobs included the defensive backs coach for the Philadelphia Eagles (1986-88) and San Francisco 49ers (1992-93) and the defensive coordinator for the Eagles (1988-90), Los Angeles Rams (1991) and Oilers (1994).

JEFF FISHER AT A GLANCE

- **Regular season record:** 128-107 (.545)
- **Postseason record:** 5-6 (.455)
- **Overall record:** 133-113 (.541)
- **At home:** 69-53 (.566)
- **On the road:** 64-60 (.516)
- **At neutral site:** 0-1
- **Years as Titans head coach:** 15* (1995-09)
- **Years as NFL head coach:** 15* (1995-09)



Fisher's Coaching Ledger:

Years	Team	Position
1994-09	Hou. Oilers/Tenn. Titans	Head Coach*
1994	Houston Oilers	Defensive Coordinator*
1992-93	San Francisco 49ers	Defensive Backs Coach
1991	L.A. Rams	Defensive Coordinator
1988-90	Philadelphia Eagles	Defensive Coordinator
1986-88	Philadelphia Eagles	Defensive Backs Coach
1981-85	Chicago Bears	Player (Defensive Back)

* Coached an additional six games as interim head coach in 1994.

Fisher facts:

- At USC, played in the same defensive backfield as future NFL stars **Ronnie Lott**, **Dennis Smith** and **Joey Browner**.
- Was a seventh-round draft pick by the Chicago Bears in 1981.
- In 1985, served in an "unofficial assistant coach" capacity while on injured reserve during the Bears run to Super Bowl XX.
- In 2006, Fisher's Chicago Bears record of 509 punt return yards in a season (1981) was broken by **Devin Hester** (600). Fisher still holds the team record for most punt returns in a season with 58 in 1984.
- In 1988, at the age of 30, became the NFL's youngest defensive coordinator under **Buddy Ryan**.
- Serves as Co-Chairman of the NFL Competition Committee.
- Ran the Country Music Marathon in 2002.
- Fisher is an avid golfer and fisherman.

PATRIOTS HEAD COACH BILL BELICHICK

Bill Belichick is in his 35th season as an NFL coach and is the only head coach in NFL history to win three Super Bowl championships in a four-year span. In his first nine seasons as Patriots head coach, Belichick won 116 games, which is already more than any other head coach in NFL history through his first 10 seasons with a team.

In 2008, Belichick led the Patriots to an 11-5 record, the team's sixth straight season with 10 or more wins and its eighth consecutive year with a winning record. New England ranked among the NFL's top 10 teams in 2008 in yards gained (5th), points scored (8th), fewest yards allowed (10th) and fewest points allowed (8th), marking just the fourth time the club finished in the top 10 in all of those categories since joining the NFL in 1970.

Through nine seasons, Belichick has delivered three Super Bowl championships, four conference titles, six division crowns and 14 playoff victories. In 2007 he became the first NFL head coach to guide his team to a 16-0 regular season.

Once he became Patriots head coach, Belichick needed just one season before having a Super Bowl contending team each year. In 2001, his second season in charge, the Patriots rebounded from a 5-11 record in 2000 to improve to 11-5, tying what was then the franchise regular-season record for wins. With a 20-17 victory over the Rams in Super Bowl XXXVI, the Patriots tied the franchise's then-record of 14 overall wins.

In 2003 and 2004, the Patriots eclipsed those marks in each season, posting identical 14-2 records in the regular season and notching 17 total wins and a Super Bowl title in each year.

After graduating from Wesleyan University, he began his coaching ca-

BILL BELICHICK AT A GLANCE

- **Regular season record:** 141-88 (.616)
- **Postseason record:** 15-4 (.789)
- **Overall record:** 156-92 (.629)
- **vs. Titans:** 3-1
- **on the road vs. Titans:** 1-1
- **at home vs. Titans:** 2-0
- **vs. Jeff Fisher:** 3-1
- **Year as Patriots head coach:** 10
- **Year as NFL head coach:** 15



reer as a special assistant for the Baltimore Colts in 1975. He then served as an assistant for two seasons in Detroit, followed by one season in Denver. In 1979, he began a long tenure with the New York Giants, coaching special teams and linebackers until becoming the defensive coordinator in 1985, a position he held until becoming the head coach of the Cleveland Browns from 1991-95. He led the Browns to a 36-44 record and made one postseason appearance.

Prior to his current stint as a head coach, he was an assistant head coach/secondary with the Patriots (1996) and the New York Jets (1997-99).

MOST WINS IN FRANCHISE HISTORY

Jeff Fisher has more than doubled the win total of any previous head coach in franchise history. He passed the second head coach on the list, **Bum Phillips** (59 wins), in 2000.

Most wins by head coaches in Oilers/Titans history (includes postseason):

Coch	Years	W	L	T	Pct.
1. Jeff Fisher	1995-09	133	113	0	.541
2. Bum Phillips	1975-80	59	38	0	.608
3. Jack Pardee	1990-94	44	35	0	.556
4. Wally Lemm	1961, 66-70	38	40	4	.487
5. Jerry Glanville	1985-89	35	35	0	.500

CAREER WINS, ACTIVE COACHES

Jeff Fisher (133 career victories) ranks second among active NFL head coaches in number of career wins, trailing only New England's **Bill Belichick** (153).

The most total wins (regular and postseason) by active NFL head coaches:

Coch	Seasons	Wins
1. Bill Belichick	15	156
2. Jeff Fisher	15	133
3. Tom Coughlin	14	128
4. Andy Reid	11	110
5. Norv Turner	12	83

FISHER LEADS IN COACHING TENURE

Jeff Fisher's current tenure as head coach has lasted longer than that of any other active head coach in the NFL. The next closest head coach to Fisher in current tenure is Philadelphia's **Andy Reid** with 11 seasons.

Most consecutive seasons in a current head coaching position:

Coch	Team	Full Seasons
1. Jeff Fisher*	Tennessee	15
2. Andy Reid	Philadelphia	11
3. Bill Belichick	New England	10
4. John Fox	Carolina	8
5. Jack Del Rio	Jacksonville	7
Marvin Lewis	Cincinnati	7
6. Tom Coughlin	N.Y. Giants	6
Lovie Smith	Chicago	6

* Fisher coached an additional six games as interim head coach in 1994.

TENURE IN FOUR MAJOR U.S. SPORTS

Not only is **Jeff Fisher** the most-tenured current NFL head coach, he is among the leaders in all of professional U.S. team sports. Fisher's regime goes back to 1994, trailing only the tenures of two other head coaches/managers in the NFL, the National Basketball Association, Major League Baseball or the National Hockey League. The NBA's **Jerry Sloan** (Utah Jazz) leads the group, followed by MLB's **Bobby Cox** (Atlanta Braves) and Fisher. The longest tenured coach in the NHL is **Lindy Ruff** of the Buffalo Sabres (1998).

Most current consecutive seasons as head coach/manager in the NFL, NBA, MLB or NHL:

Coch/Manager	League	Team	First Season
Jerry Sloan	NBA	Utah Jazz	1988-89
Bobby Cox	MLB	Atlanta Braves	1990
Jeff Fisher	NFL	Tennessee Titans	1994 (interim)

GAMES COACHED WITH ONE TEAM

Jeff Fisher is the active leader and ranks 10th on the list of total games coached with one team in NFL history. On Oct. 7, 2007, he passed **Hank Stram** for 10th place all-time. Stram coached 210 games with the Kansas City Chiefs from 1960-74. Former Pittsburgh Steelers coach **Bill Cowher** is ninth on the all-time list with 261 games.

Most games coached by a head coach with one team in NFL history (active coaches in *italic*):

Coch	Years	Team	Games
1. George Halas	1920-67*	Chicago	506
2. Tom Landry	1960-88	Dallas	454
3. Don Shula	1970-95	Miami	423
4. Chuck Noll	1969-91	Pittsburgh	366
5. Curly Lambeau	1921-49	Green Bay	339
6. Bud Grant	1967-83, 85	Minnesota	281
7. Joe Gibbs	1981-92, 04-07	Washington	272
8. Steve Owen	1930-53	NY Giants	270
9. Bill Cowher	1992-06	Pittsburgh	261
10. Jeff Fisher	1995-09	Tennessee	246
11. Mike Shanahan	1995-08	Denver	237
12. Hank Stram	1960-74	Kansas City	210
13. Marv Levy	1986-97	Buffalo	201

* Not consecutive seasons. Halas coached a total of 40 seasons from 1920-67.

NFL HEAD COACHES SINCE 1995

Jeff Fisher is the longest-tenured coach in the NFL, having maintained his current post since the final six games of the 1994 season. Other than the Titans and Broncos (**Mike Shanahan**), no other NFL team had only one head coach from 1995 through 2008.

As of the start of training camp in 2009, there have been 106 different NFL head coaches other than Fisher since the start of the 1995 season, including seven first-time head coaches in 2009.

Number of Titans head coaches since 1995 1

**Number of head coaches for 31
other NFL clubs since 1995 106***

The number above counts each head coach one time since the start of the 1995 season. Coaches who have been named to multiple head posts are counted only once in the list.

* The current number includes seven changes for 2009 -- Denver (Josh McDaniels), Detroit (Jim Schwartz), Indianapolis (Jim Caldwell), Kansas City (Todd Haley), the New York Jets (Rex Ryan), St. Louis (Steve Spagnuolo) and Tampa Bay (Raheem Morris).



TOP WINNING PERCENTAGES SINCE 1999

The Titans rank fifth in the NFL in regular season winning percentage since the start of the 1999 season. They trail only the Indianapolis Colts, New England Patriots, Pittsburgh Steelers and Philadelphia Eagles.

Top NFL regular season winning percentage from 1999 through 2009:

Team	Wins	Losses	Ties	Pct
1. Indianapolis Colts	119	46	0	.721
2. New England Patriots	113	52	0	.685
3. Pittsburgh Steelers	103	61	1	.627
4. Philadelphia Eagles	100	63	1	.613
5. Denver Broncos	96	69	0	.582
Tennessee Titans	96	69	0	.582
7. Green Bay Packers	94	70	0	.573
8. Baltimore Ravens	94	71	0	.570
9. New York Giants	92	73	0	.558
10. Seattle Seahawks	88	77	0	.533

SUCCESS ON THE ROAD UNDER FISHER

Since **Jeff Fisher's** first full season as head coach in 1995, the Titans have recorded a .500 or better road record in 11 of 14 seasons, including the 2008 regular season, in which the Titans were 6-2.

The Titans are fourth in road winning percentage in that time period. They trail only the New England Patriots, Indianapolis Colts and Pittsburgh Steelers.

NFL's best records in road games since 1995, Jeff Fisher's first full season as head coach:

Team	W	L	T	Pct.
1. New England Patriots	67	47	0	.588
2. Indianapolis Colts	65	50	0	.565
3. Pittsburgh Steelers	62	53	0	.539
4. Tennessee Titans	61	54	0	.530
5. Green Bay Packers	59	55	0	.518
6. New York Giants	59	55	1	.517
7. Philadelphia Eagles	57	54	2	.513
8. Denver Broncos	57	57	0	.500
9. Carolina Panthers	50	64	0	.439
10. Jacksonville Jaguars	50	65	0	.435

MAINTAINING A ROAD LEAD

The Titans own a 50-2 road record in the Fisher era when the team has the lead going into the fourth quarter, which puts Fisher behind only **Vince Lombardi** for the best record of all-time.

All-time head coaches with the best ROAD records with a lead going into the fourth quarter (minimum 25 road games with lead going into fourth quarter):

Head Coach	W - L - T	Pct.
1. Vince Lombardi	38-1-1	.974
2. Jeff Fisher	50-2-0	.962
3. John Madden	34-1-4	.958

Note: Tie games were not computed in winning percentage from 1920-1971. Since 1972, tie games have been computed in winning percentage counting as a half-win and half-loss.

ROAD RUSHING YARDS

One of the keys to Tennessee's consistency in the running game is the team's ability to perform on the road. The team has proven under **Jeff Fisher** it has the ability to do so even in the most hostile environments.

Since Fisher took over as the team's head coach in 1995, the Titans are third in the NFL in rushing yards per road contest.

Six of Tennessee's top 10 road rushing games in the Fisher era have occurred since the start of the 2006 season.

Average rushing yards per road game, 1995-09:

Team	Avg. per road game
1. Denver Broncos	133.5
2. Pittsburgh Steelers	125.1
3. Tennessee Titans	123.8
4. Jacksonville Jaguars	121.6
5. Minnesota Vikings	120.4
6. New York Giants	120.0
7. Atlanta Falcons	118.3
8. Dallas Cowboys	118.0
9. San Francisco 49ers	116.8
10. Kansas City Chiefs	113.7

RUSHING SINCE 1995

Running the football has long been a staple of **Jeff Fisher** clubs. Since the start of the 1995 season, his first full season as head coach, the Titans have ranked consistently in the NFL's Top 10 in rushing yards per game.

Most rushing yards per game from 1995-09:

Team	Att	Yds	Avg	TD	Yds/Gm
1. Denver Broncos	7004	31688	4.5	238	138.4
2. Pittsburgh Steelers	7378	30324	4.1	220	132.4
3. Minnesota Vikings	6325	28313	4.5	201	123.6
4. Kansas City Chiefs	6646	28162	4.2	252	123.0
5. Jacksonville Jaguars	6617	28143	4.3	233	122.9
6. Tennessee Titans	6884	27818	4.0	205	121.5
7. Atlanta Falcons	6402	27632	4.3	189	121.2
8. New York Giants	6692	27678	4.1	190	120.9
9. San Francisco 49ers	6374	27419	4.3	201	119.7
10. Dallas Cowboys	6689	27274	4.1	208	119.1

3RD DOWN DEFENSE IN THE FISHER ERA

A defensive trademark of **Jeff Fisher's** clubs has been success on third down. Since the start of the 1995 season, his first full season as head coach, his defense is second in the NFL in opponents' third down success rate at 35.6 percent.

In 2009, the Titans rank 15th in the NFL, allowing a 37.0 percent conversion rate on third down.

Best defenses on third down from 1995 through 2009:

Team	Opponents' 3rd Down Pct.
1. Philadelphia Eagles	35.3
2. Tennessee Titans	35.7
3. Baltimore Ravens	35.9
4. Green Bay Packers	36.0
5. Tampa Bay Buccaneers	36.1
6. Miami Dolphins	36.2
7. Chicago Bears	36.3
8. Denver Broncos	36.6
9. Dallas Cowboys	36.9
10. Pittsburgh Steelers	37.0

STOPPING THE RUN

The Titans have been the third best team in the NFL in defending the run since the start of the 1995 season, **Jeff Fisher's** first full year as a head coach. Their opponents have averaged just 99.0 rushing yards per game in that period of time.

Fewest rushing yards per game by opponents, 1995-09:

Team	Opponents' rush yards/game
1. Pittsburgh Steelers	90.9
2. Baltimore Ravens	92.3
3. Tennessee Titans	99.0
4. San Diego Chargers	99.6
5. San Francisco 49ers	103.4

When the Titans do not allow an individual 100-yard rusher, their chances of success increase dramatically. Since the start of the 1995 season, the Titans have allowed 39 100-yard rushing performances by an opponent. In those games, they are 9-30 (.231). In games they do not allow a 100-yard rusher, they are 118-72 (.621).

The Titans have had the most success stopping the run at home. **The Titans have only allowed 10 100-yard rushers** (Edgerrin James, Larry Johnson, Fred Taylor, Domanick Davis, Shaun Alexander, Julius Jones, Wali Lundy, Maurice Jones-Drew, LaDainian Tomlinson and Steve Slaton) **in 82 regular season games at LP Field (1999-09).**

TITANS PLAY IT CLOSE

Playing in tightly-contested games is not a recent phenomenon to the Titans. Fisher's clubs have played a minimum of five games decided by seven points or less in each of his 14 full seasons as head coach, including 2008, when the club was 4-1 in games decided by seven points or less and 2-1 in games decided by three points or less.

Win-loss records by the Titans in close games since 1995 (regular season):

Year	Final Score is by . . .		
	1 pt	3 or fewer	7 or fewer
2009	0-0	0-2	0-3
2008	0-1	2-1	4-1
2007	0-0	2-2	6-3
2006	1-2	4-3	7-4
2005	0-0	1-1	1-4
2004	0-0	1-2	2-3
2003	0-0	2-1	4-1
2002	0-1	2-2	4-2
2001	0-0	3-2	5-4
2000	0-1	2-1	4-3
1999	2-0	5-1	7-1
1998	0-0	2-2	3-4
1997	0-0	1-3	2-4
1996	0-2	2-3	3-5
1995	0-1	0-2	1-7
Totals	3-8	29-28	53-49



The Titans lost each of their first two games of 2009 by three points.

TITANS & TURNOVER DIFFERENTIAL

In 2008, the Titans ranked second in the NFL with a plus-14 turnover ratio, having recorded 31 takeaways and 17 turnovers.

Since 1995, **Jeff Fisher's** first full season as head coach, the Titans have had an even turnover ratio or better in 10 of 14 full seasons. In that time, the Titans have not finished below .500 in any of the five seasons with a positive turnover differential.

Titans turnovers and takeaways since 1995:

Season	Takeaways	Turnovers	Differential
1995 (7-9)	38	38	0
1996 (8-8)	26	30	-4
1997 (8-8)	32	26	+6
1998 (8-8)	19	19	0
1999 (13-3)	40	22	+18
2000 (13-3)	30	30	0
2001 (7-9)	24	28	-4
2002 (11-5)	29	25	+4
2003 (12-4)	34	21	+13
2004 (5-11)	30	31	-1
2005 (4-12)	20	26	-6
2006 (8-8)	28	26	+2
2007 (10-6)	34	34	0
2008 (13-3)	31	17	+14
2009 (0-5)	8	13	-5
Total Differential			+37

Within individual games, the Titans' fortunes have turned dramatically upon forcing turnovers. In the last five seasons (2005-09), the Titans have not lost a game in which they had a plus-two or greater turnover margin.

Record by turnover differential in Titans games since 2005:

Turnover Differential	Record In Last Five Seasons					Five-Year Totals
	2005	2006	2007	2008	2009	
-4 or more	. . . 0-1	0-0	0-0	0-0	0-0	0-1
-3 0-1	0-2	1-0	0-0	0-0	1-3
-2 0-1	1-3	1-3	1-0	0-3	3-10
-1 0-4	0-1	2-2	0-1	0-0	2-8
0 1-3	2-0	1-0	4-1	0-1	8-5
+1 2-2	0-2	1-1	3-1	0-1	6-7
+2 0-0	3-0	1-0	3-0	0-0	7-0
+3 1-0	0-0	1-0	1-0	0-0	3-0
+4 or more	. . . 0-0	2-0	2-0	1-0	0-0	5-0

TIME OF POSSESSION

Winning the time-of-possession battle is a staple of **Jeff Fisher** clubs. Since the start of the 1999 season, the Titans have successfully controlled the ball for longer than their opponents in 102 of 165 regular season games (61.8 percent). When they do so, they win more than two-thirds of their games. They are 70-32 (.686) in regular season games when they win time of possession versus 27-36 (.429) when they do not during that time span.

In Fisher's first 14 full seasons as head coach (1995-08), the Titans tied with Denver for second in the league in average time of possession at 31:29, trailing only the Pittsburgh Steelers (31:56).

Tennessee's average time of possession and NFL rank, 1995-09:

Season	Avg. TOP (Rank)	Season	Avg. TOP (Rank)
1995	32:12 (2)	2003	32:52 (2t)
1996	33:02 (3)	2004	31:40 (5)
1997	31:27 (7)	2005	31:13 (9)
1998	31:41 (9)	2006	27:17 (32)
1999	31:30 (8)	2007	31:38 (4)
2000	33:47 (1)	2008	29:09 (22)
2001	31:29 (5)	2009	26:23 (31)
2002	32:47 (1t)		

TITANS AND THE AFC SOUTH

The Titans clinched the AFC South title in 2008 with a 13-3 overall record. Within the division, their record was 4-2, and they defeated every team in the division at least once.

The Titans have gone 4-2 within the AFC South for three consecutive seasons. In that time, they are tied with the Colts with a division-best record of 12-6.

In 2009, the Titans are 0-3 within the division.



2009 Regular Season AFC South Standings:

Team	W	L	Pct	vs. Div.	Last 4 Years ('06-09) vs. Division
Indianapolis	5	0	1.000	2-0	14-6
Jacksonville	2	3	0.400	2-1	8-13
Houston	2	3	0.400	1-1	7-13
Tennessee	0	5	0.000	0-3	12-9

JEFF FISHER'S DIVISIONAL RECORD

In nine of his first 14 full seasons as Titans head coach, including 2008, **Jeff Fisher** led the team to a winning record within the division. The 2006 season marked a return to the team's divisional success after a pair of down years in 2004 and 2005. The Titans matched their 2006 divisional record with a 4-2 record in 2007 and 2008. From 1998-2003, the Titans were above .500 in the division for five of six seasons.

The team played in the AFC Central during his tenure from 1994-01 and in the newly-created AFC South from 2002-present.

Titans year-by-year record within their division under Head Coach Jeff Fisher (AFC Central, 1994-01; AFC South, 2002-09):

Season	Divisional Record
1994*	0-1
1995	3-5
1996	5-3
1997	2-6
1998	7-1
1999	9-1
2000	8-2
2001	3-7
2002	6-0
2003	4-2
2004	1-5
2005	2-4
2006	4-2
2007	4-2
2008	4-2
2009	0-3
Totals	62-46 (.574)

* Interim head coach for final six games of 2004.

11 YEARS OF SELLOUTS

On July 18, the Titans made available approximately 3,000 tickets for each Titans home game that are not eligible for purchase on a season-ticket basis. All of the tickets were gone within three hours, extending the team's sellout streak to 114 games -- every pre-season, regular season and postseason game played at the 69,143-seat LP Field, including the future 2009 games.

In the regular season, the Titans are 52-30 (.634) at LP Field since the stadium opened in 1999. They are 2-2 (.667) in the postseason and 15-7 (.682) in the preseason.

The Titans at LP Field (1999-present):

Games	Total	Record	Pct.
Preseason	22	15-7	.682
Regular Season	81	52-30	.634
Postseason	4	2-2	.500



PLAYING THE NFC

In 2008, the Titans completed a sweep of the NFC North by defeating the Minnesota Vikings, Green Bay Packers, Chicago Bears and Detroit Lions.

In 2009, they will face every team from the NFC West, squaring off at LP Field against the Arizona Cardinals (11/29) and St. Louis Rams (12/13) and playing the San Francisco 49ers (11/8) and Seattle Seahawks (1/3) on the road.

Since the NFL realigned its divisions in 2002, the Titans have a 19-9 record against the NFC. With one exception, they have gone .500 against the NFC in every campaign since 2002 (1-3 in 2005).

Jeff Fisher's all-time regular season record against the NFC is 37-25, including a 19-12 mark at home and 18-13 record on the road.

Tennessee's results vs. current NFC divisions since 2002 realignment:

Year	vs. Division	Record
2002	NFC East	2-2
2003	NFC South	4-0
2004	NFC North	2-2
2005	NFC West	1-3
2006	NFC East	3-1
2007	NFC South	3-1
2008	NFC North	4-0
2009	NFC West	0-0
Total		19-9

SACKS AT LP FIELD

The Titans have been one of the league's most successful home teams in getting to opposing quarterbacks since LP Field opened in 1999. That season also was the first season the Titans defensive line was coached by **Jim Washburn**. In that time, they rank third in the NFL behind only the Baltimore Ravens (239) and Miami Dolphins (227) with 224 sacks in home contests. The Titans totaled 26 sacks in their eight regular season games at LP Field in 2008.



Most sacks in home games since LP Field opened in 1999:

Team	Sacks in Home Games
1. Baltimore Ravens	239
2. Miami Dolphins	227
3. Tennessee Titans	224
4. Seattle Seahawks	222
5. Philadelphia Eagles	221
6. Indianapolis Colts	213
7. Minnesota Vikings	210
8. New York Giants	210
9. Atlanta Falcons	209
10. St. Louis Rams	209



THE OFFENSIVE LINE

Hall of Fame offensive lineman **Mike Munchak** began coaching the team's offensive line in 1997. Since that time, the unit has consistently been ranked in the top 10 in fewest sacks allowed, net rushing yards and average rushing yards. In only one season (2001) since Munchak took over as offensive line coach have the Titans not finished the season ranked in the top 10 in any of the three categories.

The starters on the offensive line for 15 of the 16 regular season games in 2008 were left tackle **Michael Roos**, left guard **Eugene Amano**, center **Kevin Mawae**, right guard **Jake Scott** and right tackle **David Stewart**. The same group is assembled at the start of the 2009 season.

The group performed at a high level, allowing the team's offense to ascend several leaderboards. The Titans set a new franchise benchmark in sacks allowed and tied for the league lead yielding only 12 sacks. Previously, the lowest sack total given up by the Titans in a 16-game season (since 1978) was 17 in 1978. Also in 2008, the line helped the Titans finish the regular season in the league's top 10 in rushing for the third consecutive season. Tennessee's 24 total rushing touchdowns ranked second in the league behind only the Carolina Panthers (30).

MAWAE LEADS O-LINEMEN

As evidenced by his seven career Pro Bowl selections, center **Kevin Mawae** has long been recognized among the game's best centers.

He also has gained notoriety for his durability and consistency during his career of 15 full seasons. Among all current NFL offensive linemen, Mawae ranks first in total number of regular season games played. Also, among current Tennessee Titans, he trails only punter **Craig Hentrich** for most NFL games played.



Kevin Mawae

Most career regular season games by active NFL offensive linemen:

Pos./Name	Current Team	Career Games
1. C Kevin Mawae	Tennessee	230
2. T Jon Runyan	Free Agent	202
3. C Casey Wiegmann	Denver	184
4. T Walter Jones	Seattle	180
5. G Alan Faneca	N.Y. Jets	178*

* Does not include Monday night game on Oct. 12

A brief rundown of the club's top offensive linemen:

➤ **Kevin Mawae**, a six-time Pro Bowler, was signed in 2006 as an unrestricted free agent. Mawae spent the previous eight seasons with the New York Jets after playing his first four seasons with the Seattle Seahawks. With Johnson reaching the 1,000-yard mark in 2008, Mawae blocked for a 1,000-yard rusher for the 12th time in 15 NFL seasons. He was named to his seventh Pro Bowl in 2008.



RG Jake Scott

➤ In 2008, the Titans turned to free agency to fill their vacant right guard spot, signing **Jake Scott** from the Indianapolis Colts. Scott started 55 consecutive games from 2005-07 to end his career with the Colts and then started every game in his first season with the Titans.

➤ **Eugene Amano** has been an important contributor since his rookie year in 2004, backing up all three interior line positions for much of his first four seasons. The former seventh-round pick received a contract extension in 2007 and in 2008 completed his first season as a full-time starter.



LG Eugene Amano

➤ The starter at left tackle is **Michael Roos**, a former second-round pick from Eastern Washington, started 15 games as a rookie at right tackle and every game since then on the left side. Roos, who was rewarded by the Titans with a long-term contract extension in 2008, justified the new deal by being named to his first Pro Bowl. He became the first franchise left tackle to be named to the Pro Bowl since Brad Hopkins in 2003. He also was named first-team Associated Press All-Pro and was selected to All-Pro or All-NFL teams by the Dallas Morning News, Pro Football Weekly/Professional Football Writers of America, Sports Illustrated and Sporting News.



LT Michael Roos

➤ At right tackle, **David "Big Country" Stewart** is in his fifth NFL season. Like Roos, Stewart received a long-term contract extension in 2008. The former fourth-round pick from Mississippi State has not missed a start since entering the lineup in 2006.

➤ **Leroy Harris** backed up all three interior offensive line positions in his initial two NFL seasons. The former fourth-round pick from N.C. State stepped in to start at center at the conclusion of the 2008 campaign.



RT David Stewart

OFFENSIVE LINE IN THE MIKE MUNCHAK COACHING ERA

The chart below details the team's regular starters on the offensive line since 1997, the year Munchak took the reigns as the team's offensive line coach, and the results the line helped produce.

Offensive line starters and production since 1997, Mike Munchak's first season as offensive line coach:

Year	LT	LG	C	RG	RT	Sacked (Rank)	Rush Yds (Rank)	Rush Avg (Rank)
2009	M. Roos	E. Amano	K. Mawae	J. Scott	D. Stewart	6 (T-6)	127.6/gm (8)	5.3 (2)
2008	M. Roos	E. Amano	K. Mawae	J. Scott	D. Stewart	12 (T-1)	2,199 (7)	4.3 (11)
2007	M. Roos	J. Bell	K. Mawae	B. Olson	D. Stewart	30 (14)	2,109 (5)	3.9 (21)
2006	M. Roos	J. Bell	K. Mawae	B. Olson	D. Stewart	29 (T-10)	2,214 (5)	4.7 (7)
2005	B. Hopkins	Z. Piller	J. Hartwig	B. Olson	M. Roos	31 (T-10)	1,525 (23)	3.8 (20)
2004	B. Hopkins	J. Bell	J. Hartwig	B. Olson	F. Miller	44 (T-23)	1,871 (14)	4.5 (7)
2003	B. Hopkins	Z. Piller	J. Hartwig	B. Olson	F. Miller	25 (T-6)	1,623 (26)	3.3 (31)
2002	B. Hopkins	Z. Piller	G. DiNapoli	B. Olson	F. Miller	21 (2)	1,952 (11)	3.8 (26)
2001	B. Hopkins	Z. Piller	B. Matthews	B. Olson	F. Miller	43 (21)	1,794 (12)	3.8 (23)
2000	B. Hopkins	B. Matthews	K. Long	B. Olson	F. Miller	27 (4)	2,084 (7)	3.8 (24)
1999	B. Hopkins	B. Matthews	K. Long	B. Olson	J. Runyan	25 (3)	1,811 (13)	3.9 (17)
1998	B. Hopkins	B. Matthews	M. Stepanoski	J. Layman	J. Runyan	35 (T-10)	1,970 (9)	2,414 (3)
1997	B. Hopkins	B. Matthews	M. Stepanoski	K. Donnalley	J. Runyan	32 (T-5)	2,414 (3)	4.5 (4)

QB KERRY COLLINS

Veteran quarterback **Kerry Collins** is in his 15th NFL season and fourth campaign with the Titans. However, for the first time in his time in Tennessee, Collins was named the starting quarterback early in the offseason. He was signed to a two-year contract extension in February.



Collins ranks 14th in NFL history and third among active players (Brett Favre and Peyton Manning) in career passing yards. He ranks 11th all-time in career completions.

In 2008, he became the team's starter in Week 2 of the regular season and capped the year with his second career Pro Bowl. He also was named to USA Today's All-Joe squad.

His 12 victories in 2008 tied Steve McNair's franchise record (2000) and also matched Collins' personal high (2000). With 242 completions, 2,676 yards, 12 touchdowns and seven interceptions on 415 attempts, his passer rating of 80.2 was the third-highest of his career (2000, 2002).

Prior to joining the Titans, Collins played 11 previous seasons with the Carolina Panthers (1995-98), New Orleans Saints (1998), New York Giants (1999-03) and Oakland Raiders (2004-05). Including the 2008 season, he has led his teams to the playoffs four times as a starter, including an appearance in the NFC Championship Game following the 1996 season with the Panthers and a Super Bowl appearance following the 2000 season with the Giants.

In his 2000 campaign with the Giants, he reached 3,000 passing yards for the first time in his career and for the first of six consecutive seasons reaching the mark. In 2002, while still with the Giants, he enjoyed the most prolific season by a quarterback in franchise history. He set a team record, was first in the NFC and was fourth in the NFL with 4,073 passing yards, surpassing Phil Simms' 1984 team record of 4,044 yards.

Collins was originally selected by the Panthers out of Penn State with the fifth overall pick in the 1995 NFL Draft. He was named to his first Pro Bowl following the 1996 season.

Kerry Collins' 2009 Highlights:

- **At Pittsburgh (9/10)**, he completed 22 of 35 passes for 244 yards, one touchdown and one interception. He found Justin Gage for a 14-yard score in the second quarter.
- **Against Houston (9/20)**, he accumulated a passer rating of 90.0, completing 21 of 33 attempts for 216 yards, two touchdowns and one interception. He completed a 69-yard touchdown pass to Chris Johnson and an eight-yard touchdown pass to Nate Washington in the first half.
- **At N.Y. Jets (9/27)**, he completed 15 of 37 passes for 170 yards, one touchdown and two interceptions. He found Nate Washington for a nine-yard touchdown in the third quarter. With his 11-yard completion to Kenny Britt in the second quarter, he moved past Boomer Esiason (37,920 career yards) for 13th place on the NFL's all-time passing yards list.
- **At Jacksonville (10/4)**, he completed 29 of 48 passes for 284 yards, one touchdown and two interceptions. With a five-yard completion to Bo



COLLINS' CAREER RECORD WHEN ...

When Collins ...	2009	Career Reg Season	Career Playoffs	Overall Career
Starts at quarterback	0-5	79-90	3-4	82-94
Starts vs. division opponents	0-3	34-42	1-0	35-42
Passes for 300 or more yards	0-0	13-17	1-1	14-18
Completes one or more TD passes	0-4	58-55	2-2	60-57
Completes two or more TD passes	0-1	29-22	2-1	31-23
Completes three or more TD passes	0-0	12-9	1-1	13-10
Starts and passes for no interceptions	0-0	42-20	1-0	43-20
Has a passer rating of 80.0 or greater	0-2	46-23	2-1	48-24
Has a passer rating of 90.0 or greater	0-1	34-12	1-1	35-13
Has a passer rating of 100.0 or greater	0-0	24-5	1-1	25-6

Scaife in the third quarter, he moved into ninth place on the franchise's all-time passing list, passing Cody Carlson (4,469). Later, a 14-yard pass to Nate Washington pushed him past Dave Krieg (38,147) for 12th place on the NFL's all-time passing yards list. In the fourth quarter, he ran for a 10-yard touchdown on fourth down. It was his 10th career rushing touchdown and his first since Nov. 27, 2005 against the Miami Dolphins as a member of the Oakland Raiders.

- **Against Indianapolis (10/11)**, he completed 19 of 32 passes for 164 yards and one interception.

Collins' Career Regular Season Statistics:

Year	Team	GP	GS	Att	Cmp	Pct	Passing		TD	TD%	Int	Int%	Lg	Sack	Lost	Rate
							Yds	Yd/Att								
1995	Car	15	13	433	214	49.4	2,717	6.3	14	3.2	19	4.4	89t	24	150	61.9
1996	Car	13	12	364	204	56.0	2,454	6.7	14	3.8	9	2.5	55	18	114	79.4
1997	Car	13	13	381	200	52.5	2,124	5.6	11	2.9	21	5.5	59t	27	200	55.7
1998	Car/NO	11	11	353	170	48.2	2,213	6.3	12	3.4	15	4.2	89t	31	191	62.0
1999	NYG	10	7	331	190	57.4	2,318	7.0	8	2.4	11	3.3	80t	16	112	73.3
2000	NYG	16	16	529	311	58.8	3,610	6.8	22	4.2	13	2.5	59	28	243	83.1
2001	NYG	16	16	568	327	57.6	3,764	6.6	19	3.3	16	2.8	74	36	206	77.1
2002	NYG	16	16	545	335	61.5	4,073	7.5	19	3.5	14	2.6	82t	24	152	85.4
2003	NYG	13	13	500	284	56.8	3,110	6.2	13	2.6	16	3.2	77t	28	164	70.7
2004	Oak	14	13	513	289	56.3	3,495	6.8	21	4.1	20	3.9	63	25	144	74.8
2005	Oak	15	15	565	302	53.5	3,759	6.7	20	3.5	12	2.1	79	39	261	77.3
2006	Ten	4	3	90	42	46.7	549	6.1	1	1.1	6	6.7	36	4	23	42.3
2007	Ten	6	1	82	50	61.0	531	6.5	0	0.0	0	0.0	46	5	42	79.9
2008	Ten	16	15	415	242	58.3	2,676	6.4	12	2.9	7	1.7	56t	8	60	80.2
2009	Ten	5	5	185	106	57.3	1,078	5.8	5	2.7	7	3.8	69t	6	37	67.4
Totals		183	169	5,854	3,266	55.8	38,471	6.6	191	3.3	186	3.2	89t	319	2,099	73.6

KERRY COLLINS' TOUCHDOWN TARGETS

In a 15-year career with the Carolina Panthers, New Orleans Saints, New York Giants, Oakland Raiders and Tennessee Titans, Collins has passed for 191 touchdowns in the regular season. There are 44 players who have been on the receiving end of Collins touchdown passes.

The player with the most touchdown receptions from Collins is former Giants wide receiver **Amani Toomer**, who caught 28 touchdown passes from Collins in the regular season and four in the postseason. **Justin Gage** has connected with Collins seven times for touchdowns, the highest number among current Titans.

Recipients of Kerry Collins' touchdown passes:

Player	TDs	Player	TDs	Player	TDs	Collins' playoff touchdowns:	
Amani Toomer	28	Tiki Barber	3	Brian Alford	1	Player	TDs
Ike Hilliard	23	Rae Carruth	3	Don Beebe	1	Amani Toomer	4
Jerry Porter	13	Raghib Ismail	3	Bob Christian	1	Ike Hilliard	2
Wesley Walls	12	Marcellus Rivers	3	Greg Comella	1	Greg Comella	1
Mark Carrier	9	Bo Scaife	3	Aaron Craver	1	Willie Green	1
Randy Moss	8	Charles Stackhouse	3	Alge Crumpler	1	Howard Griffith	1
Justin Gage	7	Nate Washington	3	Eric Guliford	1	Joe Jurevicius	1
Willie Green	6	Cam Cleeland	2	Andre Hastings	1	Jeremy Shockey	1
Dan Campbell	5	Scott Greene	2	Anthony Johnson	1	Wesley Walls	1
Ronald Curry	5	Howard Griffith	2	Chris Johnson	1	Playoff Total	12
Courtney Anderson	4	Ahmard Hall	2	Brandon Jones	1		
Ron Dixon	4	Teyo Johnson	2	Alvis Whitted	1		
Doug Gabriel	4	Doug Jolley	2	Regular Season Total	191		
Joe Jurevicius	4	LaMont Jordan	2				
Muhsin Muhammad	4	Pete Metzelaars	2				
Jeremy Shockey	4	Pete Mitchell	2				

KERRY COLLINS' CAREER GAME-WINNING DRIVES

In his 15-year NFL career, quarterback **Kerry Collins** has engineered 29 career game-winning performances in the fourth quarter or overtime. Of those performances, 16 have occurred with the winning score happening in overtime or with less than two minutes to play in the fourth quarter. As a member of the Titans, Collins has engineered game-winning drives on five occasions: at Houston (10/21/07), at Indianapolis (12/30/07), at Baltimore (10/5/08), against Indianapolis (10/27/08) and against Green Bay (11/2/08). Nine of Collins' last 11 game-winning performances have come on the road.

Games in which Collins has led his team to victory after a fourth-quarter deficit or tie:

Date/Opp.	Score with		Collins' Statistics*						Go-Ahead Scoring Play	Final Score
	Time Remaining	In Regulation	Att	Cmp	Yds	TD	INT	Rating		
11/2/08 vs. Green Bay	16-16	5:30	6	10	67	0	0	80.0	<u>41-yard FG by Rob Bironas</u>	19-16 OT
10/27/08 vs. Indianapolis	14-14	15:00	6	10	55	0	0	75.0	48-yard FG by Rob Bironas	31-21
10/5/08 at Baltimore	3-10	15:00	12	7	72	1	0	103.5	<u>11-yard TD pass from Kerry Collins to Alge Crumpler</u>	13-10
12/30/07 at Indianapolis	10-10	15:00	9	7	74	0	0	100.9	54-yard FG by Rob Bironas	16-10
10/21/07 at Houston	35-36	0:57	4	2	63	0	0	95.8	<u>29-yard FG by Rob Bironas</u>	38-36
11/20/05 at Washington	10-13	15:00	12	9	128	0	0	109.0	<u>19-yard FG by Sebastian Janikowski</u>	16-13
11/28/04 at Denver	13-17	14:26	18	12	190	2	2	99.1	<u>5-yard TD pass from Kerry Collins to Jerry Porter</u>	25-24
11/7/04 at Carolina	24-24	2:25	2	2	31	0	0	118.8	<u>19-yard FG by Sebastian Janikowski</u>	27-24
11/2/03 at N.Y. Jets	28-28	0:29	10	6	85	0	0	87.5	<u>29-yard FG by Brett Conway</u>	31-28 OT
10/26/03 at Minnesota	16-17	15:00	9	4	92	1	0	118.8	2-yard TD run by Tiki Barber	29-17
9/21/03 at Washington	21-21	0:13	4	3	50	0	0	116.7	<u>29-yard FG by Matt Bryant</u>	24-21 OT
12/28/02 vs. Philadelphia	0-7	15:00	10	8	75	1	0	131.3	<u>39-yard FG by Matt Bryant</u>	10-7 OT
11/17/02 vs. Washington	16-17	15:00	4	2	17	0	0	61.5	19-yard FG by Matt Bryant	19-17
11/10/02 at Minnesota	19-20	8:36	7	6	72	0	0	109.5	8-yard TD run by Tiki Barber	27-20
10/6/02 at Dallas	14-17	10:52	7	5	57	1	0	135.1	17-yard TD pass from Kerry Collins to Marcellus Rivers	21-17
9/22/02 vs. Seattle	3-6	15:00	7	6	88	0	0	118.8	47-yard FG by Matt Bryant	9-6
12/23/01 vs. Seattle	17-24	15:00	17	11	104	1	0	101.1	<u>7-yard TD pass from Kerry Collins to Ike Hilliard</u>	27-24
12/15/01 vs. Arizona	10-13	4:04	9	6	56	1	0	120.6	<u>4-yard TD pass from Kerry Collins to Amani Toomer</u>	17-13
11/4/01 vs. Dallas	14-24	15:00	9	8	92	1	0	146.3	<u>42-yard FG by Morten Anderson</u>	27-24 OT
10/7/01 vs. Washington	9-9	15:00	5	3	31	1	1	77.9	1-yard TD pass from Kerry Collins to Daniel Campbell	23-9
12/23/00 vs. Jacksonville	7-10	15:00	8	5	148	2	0	145.8	5-yard TD pass from Kerry Collins to Ike Hilliard	28-25
12/17/00 at Dallas	7-13	15:00	2	0	0	0	0	39.6	<u>13-yard TD run by Tiki Barber</u>	17-13
10/15/00 vs. Dallas	13-14	15:00	5	4	23	0	0	85.8	3-yard TD run by Ron Dayne	19-14
12/12/99 at Buffalo	16-17	9:34	14	6	60	0	0	55.7	<u>48-yard FG by Cary Blanchard</u>	19-17
10/3/99 vs. Philadelphia	13-15	12:37	10	5	85	0	0	79.2	23-yard FG by Brad Daluiso	16-15
9/8/96 at New Orleans	16-17	15:00	5	5	61	0	0	117.5	23-yard FG by John Kasay	22-20
12/17/95 vs. Atlanta	14-17	15:00	4	1	89	1	0	118.8	89-yard TD pass from Kerry Collins to Willie Green	21-17
12/3/95 vs. Indianapolis	10-10	15:00	11	2	30	0	0	39.6	<u>38-yard FG by John Kasay</u>	13-10
10/29/95 at New England	17-17	0:52	9	5	71	0	0	81.3	<u>29-yard FG by John Kasay</u>	20-17 OT

* - Statistics are from the time noted until the end of the game.

Underline - Game-winning score came in overtime or with less than two minutes to play in the fourth quarter.

NFL ALL-TIME PASSING LEADERS

On Oct. 4, Titans quarterback **Kerry Collins** moved past **Dave Krieg** (38,147 yards) for 12th place on the NFL's all-time passing yards list. Additionally, Collins now ranks 10th in NFL history in career attempts and 11th in completions.

NFL's all-time passing yards leaders (through Sunday, Oct. 4):

Player	Career Pass Yds	Player	Career Pass Yds
1. Brett Favre	66,196	11. Johnny Unitas	40,239
2. Dan Marino	61,361	12. Kerry Collins	38,471
3. John Elway	51,475	13. Dave Krieg	38,147
4. Warren Moon	49,325	14. Boomer Esiason	37,920
5. Fran Tarkenton	47,003	15. Jim Kelly	35,467
6. Vinny Testaverde	46,233	16. Jim Everett	34,837
7. Peyton Manning	47,273	17. Jim Hart	34,665
8. Drew Bledsoe	44,611	18. Steve DeBerg	34,241
9. Dan Fouts	43,040	19. John Hadl	33,503
10. Joe Montana	40,551	20. Phil Simms	33,462

NFL's all-time pass completions leaders (through Sunday, Oct. 4):

Player	Career Pass Completions	Player	Career Pass Completions
1. Brett Favre	5,823	11. Kerry Collins	3,266
2. Dan Marino	4,967	12. Dave Krieg	3,105
3. John Elway	4,123	13. Boomer Esiason	2,969
4. Warren Moon	3,988	14. Troy Aikman	2,898
5. Peyton Manning	3,972	15. Steve DeBerg	2,874
6. Drew Bledsoe	3,839	16. Jim Kelly	2,874
7. Vinny Testaverde	3,787	17. Jim Everett	2,841
8. Fran Tarkenton	3,686	18. Johnny Unitas	2,830
9. Joe Montana	3,409	19. Mark Brunell	2,738
10. Dan Fouts	3,297	20. Steve McNair	2,733

COLLINS 3RD IN ACTIVE PASSING YARDS

Among active NFL quarterbacks, Titans quarterback **Kerry Collins** ranks third in career passing yards behind only **Brett Favre** and **Peyton Manning**.

Passing yards leaders among active NFL quarterbacks (through Sunday, Oct. 4):

Player	Att	Cmp	Pct.	Yds	TD	Int
1. Brett Favre	9,429	5,823	61.8	66,196	473	312
2. Peyton Manning	6,141	3,972	64.7	47,273	345	169
3. Kerry Collins	5,854	3,266	55.8	38,471	191	186
4. Mark Brunell	4,594	2,738	59.6	31,826	182	106
5. Kurt Warner	3,717	2,433	65.5	29,756	188	118
6. Donovan McNabb	4,342	2,560	59.0	29,663	199	91
7. Tom Brady	3,860	2,428	62.9	27,790	203	88
8. Jon Kitna	4,114	2,462	59.8	27,293	152	151
9. Drew Brees	3,779	2,421	64.1	27,289	177	101
10. Jeff Garcia	3,676	2,264	61.6	25,537	161	83

FRANCHISE PRO BOWL QUARTERBACKS

Kerry Collins earned a Pro Bowl berth with his performance in 2008. He became the sixth quarterback in franchise history to be named to the Pro Bowl squad (or AFL All-Star team from 1961-69). He joins **George Blanda**, **Dan Pastorini**, **Warren Moon**, **Steve McNair** and **Vince Young**.

Titans/Oilers Pro Bowl quarterbacks*:

Quarterback	No. Pro Bowls	Seasons
George Blanda*	3	1961, 1962, 1963
Dan Pastorini	1	1975
Warren Moon	6	1988, 1989, 1990, 1991, 1992, 1993
Steve McNair	3	2000, 2003, 2005
Vince Young	1	2006
Kerry Collins	1	2008

* AFL All-Star Team; AFC-NFC Pro Bowl began in 1970

QB VINCE YOUNG

Titans quarterback **Vince Young** is entering his fourth season since being drafted by the Titans with the third overall selection in the 2006 NFL Draft.

In his first three NFL seasons, the former Texas Longhorn recorded 29 regular season starts and a record of 18-11 in those games.

In 2008, Young played in three games with one start. He totaled 22 completions, 219 yards, one touchdown and two interceptions on 36 attempts. He rushed for 27 yards on eight carries.

In 2006, the 6-foot-5, 233-pound signal caller set virtually every rookie passing record for the franchise, including passing totals of 2,199 yards and 12 touchdowns. Additionally, he gained 552 yards on the ground, becoming the first quarterback in the Super Bowl era (1966-present) to rush for 500 yards as a rookie. His eight wins as a starter marked the fifth-highest total by a rookie quarterback since 1970 NFL-AFL merger, and he directed a six-game winning streak that was the third-longest by a rookie quarterback since the merger. At the conclusion of the season, he was named the *Associated Press* NFL Offensive Rookie of the Year.



Vince Young's 2009 Highlights:

- **At Pittsburgh (9/10)** and **against Houston (9/20)**, did not play.
- **At N.Y. Jets (9/27)**, was listed as third quarterback and did not play.
- **At Jacksonville (10/4)**, did not play.
- **Against Indianapolis (10/11)**, he saw his first action of the season after entering the game in the fourth quarter. He attempted three passes (no completions) and also rushed for six yards and a first down.

Young's Career Regular Season Statistics:

	GP	GS	Att	Cmp	Pct	Yds	TD	Int	Lg	Sk	Yds	Rat
2006	15	13	357	184	51.5	2,199	12	13	53	25	129	66.7
2007	15	15	382	238	62.3	2,546	9	17	73	25	157	71.1
2008	3	1	36	22	61.1	219	1	2	54	3	13	64.5
2009	1	0	3	0	0.0	0	0	0	-	0	0	39.6
Totals	34	29	778	444	57.1	4,964	22	32	73	53	299	68.5

	Att	Yds	Avg	Lg	TD
2006	83	552	6.7	39	7
2007	93	395	4.2	21	3
2008	8	27	3.4	8	0
2009	1	6	6.0	6	0
Totals	185	980	5.3	39t	10



RB CHRIS JOHNSON

Chris Johnson, who is in his second NFL season, produced one of the most extraordinary campaigns by a rookie running back in Titans history in 2008.

Only two players in team annals – **Earl Campbell** (1,450) and **Eddie George** (1,368) – rushed for more yards in their rookie seasons than Johnson, the 24th overall selection in the 2008 NFL Draft. His yardage total was the third-highest in the AFC and eighth in the NFL in 2008, while his 4.9-yard average ranked first in the AFC, fourth in the NFL and sixth in franchise history.



Johnson also finished second on the team with 43 receptions for 260 yards, giving him a total of 1,488 scrimmage yards that ranked fifth in the AFC, 10th in the NFL and third in franchise history among rookies.

He was rewarded by being named to the Pro Bowl, joining Campbell (1978) to become the only franchise rookie running backs to be selected to the all-star game.

In his career at East Carolina University, Johnson rushed for 2,982 yards and recorded an additional 1,296 receiving yards. At the NFL Scouting Combine in February 2008, he posted the fastest 40-yard dash of any prospect with a time of 4.24 seconds.

Chris Johnson's 2009 Highlights:

- **At Pittsburgh (9/10)**, he led the team with 57 yards on 15 carries, including a long of 32 yards. He also caught one pass for 11 yards.
- **Against Houston (9/20)**, set career highs with 197 rushing yards and 87 receiving yards for a combined total of 284 yards. He accounted for a pair of rushing touchdowns and one touchdown reception. It was the first occasion in NFL history in which a player recorded a 90-plus yard rushing touchdown (91), another 50-plus yard rushing touchdown (57), and a 60-plus yard receiving touchdown (69) in a game. With the fifth 100-yard rushing game of his career, his rushing total was the eighth-best in franchise history and the highest total by a Titans player since **Eddie George** (199) against the Oakland Raiders on Dec. 9, 1999. Johnson tallied the second-highest combined rushing and receiving total in franchise history behind **Billy Cannon's** 330 yards against the New York Titans on Dec. 10, 1961. Johnson's nine receptions also set a career high and tied for the second-highest total by a Titans player since the start of the 2005 season. Johnson's cletes he wore in the game were requested to be put on display at the Pro Football Hall of Fame.
- **At N.Y. Jets (9/27)**, he led the team with 97 yards on 22 carries, including a long rush of 30 yards. His 22 carries made up the second-highest total of his career.
- **At Jacksonville (10/4)**, he led the team with 83 yards on 16 carries and added three receptions for 11 yards. Also scored on a carry for a two-point conversion in the fourth quarter.
- **Against Indianapolis (10/11)**, he recorded nine carries for 34 yards and two receptions for nine yards.

Johnson's Career Regular Season Statistics:

	GP	GS	Att	Yds	Avg	Lg	TD	Rec	Yds	Avg	Lg	TD
2008	15	14	251	1,228	4.9	66t	9	43	260	6.0	25	1
2009	5	5	78	468	6.0	91t	2	16	126	7.9	69t	1
Totals	20	19	329	1,696	5.2	91t	11	59	386	6.5	69t	2

Chris Johnson's career 100-yard rushing games (2009 games in bold):

Date	Opp	Att.	Yds.	Avg.	Lg	TD
09/20/09	Houston	16	197	12.3	91t	2
10/19/08	at Kansas City	18	168	9.3	66t	1
12/7/08	Cleveland	19	136	7.2	33	1
11/27/08	at Detroit	16	125	7.8	58t	2
9/14/08	at Cincinnati	19	109	5.7	51	0

2009 NFL RUSHING LEADERS

Titans running back **Chris Johnson** ranks third in the NFL in rushing yards through games of Sunday, Oct. 11.

Johnson, who concluded his rookie season in 2008 ranked eighth in the NFL with 1,228 yards, has a total of 468 rushing yards through five games.

2008 NFL rushing leaders:

Player (Team)		Att	Yds	Avg	Lg	TD	
1.	Benson, Cedric (CIN)	5	111	487	4.4	28	3
2.	Peterson, Adrian (MIN)	5	99	481	4.9	64	7
3.	Johnson, Chris (TEN)	5	78	468	6.0	91	2
4.	Jackson, Steven (SL)	5	104	451	4.3	58	0
5.	Bradshaw, Ahmad (NYG)	5	58	375	6.5	38	2
6.	Brown, Ronnie (MIA)*	4	72	369	5.1	38	4
7.	Rice, Ray (BLT)	5	63	364	5.8	50	1
8.	Jackson, Fred (BUF)	5	83	363	4.4	43	0
9.	Jacobs, Brandon (NYG)	5	100	355	3.6	31	1
10.	Portis, Clinton (WAS)	5	91	338	3.7	34	1

* Does not include Monday night game on Oct. 12

2009 NFL SCRIMMAGE YARDS LEADERS

Chris Johnson ranks first in the NFL in total yards from scrimmage. His 468 rushing yards and 126 receiving yards give him a total of 594 yards.

2009 NFL leaders in yards from scrimmage:

Player	Total Yds	Touches (Att+Rec)	Rush Yards	Rec Yards
1. Johnson, Ten. (RB)	594	94	468	126
2. Rice, Bal. (RB)	572	86	364	208
3. Benson, Cin. (RB)	552	119	487	65
4. Jackson, Buf. (RB)	540	103	363	177
5. Wayne, Ind. (WR)	459	32	0	459
6. Jones-Drew, Jac. (RB)	450	96	330	120
7. Clark, Ind. (TE)	448	36	7	441
8. Ward, Pit. (WR)	440	33	0	440
9. A. Johnson, Hou. (WR)	437	28	0	437
10. R. Brown, Mia. (RB)*	419	78	369	50

* Does not include Monday night game on Oct. 12

FRANCHISE ROOKIE RUSHING LEADERS

Running back **Chris Johnson** led the Titans with 1,228 rushing yards as a rookie during the 2008 regular season. He ranked third among all rookie rushers in the NFL.

With his effort, Johnson cracked the franchise's top three in rushing yards by a rookie. He trailed only **Earl Campbell**, who set the team rookie rushing record with 1,450 yards in 1978, and **Eddie George**, who accumulated 1,368 rushing yards in 1996.

Most rushing yards by a Titans/Oilers rookie:

Player	Season*	Yards
1. Earl Campbell	1978	1,450
2. Eddie George	1996	1,368
3. Chris Johnson	2008	1,228
4. Rodney Thomas	1995	947
5. Sid Blanks	1964	756

* 14-game seasons from 1960-77; 16 games in all other seasons listed

JOHNSON'S RECORD-SETTING DAY

On Sept. 20 against the Houston Texans, **Chris Johnson** enjoyed a record-setting afternoon. He set career highs with 197 rushing yards and 87 receiving yards for a combined total of 284 yards, and he accounted for a pair of rushing touchdowns and one touchdown reception. It was the first occasion in NFL history in which a player recorded a 90-plus yard rushing touchdown (91), another 50-plus yard rushing touchdown (57), and a 60-plus yard receiving touchdown (69) in a game. His shoes from the game were requested for a display at the Pro Football Hall of Fame.

Johnson's rushing total was the eighth-highest in franchise history and the highest by a Titans player since **Eddie George** rushed for 199 yards against the Oakland Raiders on Dec. 9, 1999.

Top rushing performances in franchise history:

Player	Date	Opp	Rush Yds
1. Eddie George	8/31/97	Oakland	216
Billy Cannon	12/10/61	at New York	216
3. Earl Campbell	11/16/80	at Chicago	203
Earl Campbell	10/19/80	Tampa Bay	203
5. Earl Campbell	10/26/80	Cincinnati	202
6. Eddie George	12/9/99	Oakland	199
Earl Campbell	11/20/78	Miami	199
8. Chris Johnson	9/20/09	Houston	197
9. Earl Campbell	11/22/79	at Dallas	195
10. Gary Brown	11/21/93	at Cleveland	194

Johnson produced the second-largest combined rushing and receiving total in franchise history behind **Billy Cannon's** 330 yards against the New York Titans on Dec. 10, 1961. It also was the seventh-greatest combined rushing and receiving total in the NFL since the start of the 2000 season and the 12th-best number in the NFL since 1970.

Most scrimmage yards in a game in franchise history:

Player	Date	Opp	Total Scrimmage Yds
1. Billy Cannon	12/10/61	at New York	330
2. Chris Johnson	9/20/09	Houston	284
3. Charles Hennigan	10/13/61	at Boston	272

Johnson's day included a carry that tied for the longest rush in franchise history. In the third quarter, the Titans offense faced a third-and-10 from their own nine-yard line. Johnson took a handoff and raced up the middle 91 yards for a score.

The run tied a franchise record that stood alone for 45 years. On Dec. 13, 1964, Oilers running back **Sid Blanks** scored on a 91-yard carry against the New York Jets. Johnson's 91-yard score came on the heels of a 57-yard touchdown earlier in the game, which at the time was the third-longest run of his career.

Longest rushing attempts in franchise history:

Player	Date	Opp	Run
1. Chris Johnson	9/20/09	Houston	91t
Sid Blanks	12/13/64	New York	91t
3. Earl Campbell	11/20/78	Miami	81t
4. LenDale White	10/19/08	at Kansas City	80t
Larry Moriarty	9/11/83	at L.A. Raiders	80



RB LENDALE WHITE

Running back **LenDale White**, a former second-round draft pick from USC, is in his fourth NFL season in 2009.

In 2008, the Colorado native finished tied for first in the AFC and third in the NFL with 15 touchdowns, a mark that ranks second in team annals for rushing touchdowns in a season.

White registered his only 1,000-yard rushing season in 2007 after battling through various minor injuries to start all 16 games and finish eighth in the AFC with a team-best 1,110 rushing yards on 303 carries.



LenDale White's 2009 Highlights:

- **At Pittsburgh (9/10)**, he totaled 28 yards on eight carries and added one reception for five yards.
- **Against Houston (9/20)**, carried the ball six times for 25 yards.
- **At N.Y. Jets (9/27)**, he gained 27 yards on seven carries, including a five-yard touchdown run in the second quarter, his first of the season.
- **At Jacksonville (10/4)**, he gained two yards on two carries and added one reception for seven yards.
- **Against Indianapolis (10/11)**, he led the team with 51 yards on 10 rushing attempts.

White's Career Regular Season Statistics:

	GP	GS	Att	Yds	Avg	Lg	TD	Rec	Yds	Avg	Lg	TD
2006	13	0	61	244	4.0	26	0	14	60	4.3	13	0
2007	16	16	303	1,110	3.7	28	7	20	114	5.7	15	0
2008	16	2	200	773	3.9	80t	15	5	16	3.2	7	0
2009	5	0	33	133	4.0	11	1	2	12	6.0	7	0
Totals	50	18	597	2,260	3.8	80t	23	41	202	4.9	15	0

LenDale White's career 100-yard games:

Date	Opp	Att.	Yds.	Avg.	Lg	TD
10/19/08	at Kansas City	17	149	8.8	80t	3
10/28/07	Oakland	25	133	5.3	27	0
12/9/07	San Diego	30	113	3.8	25	1
11/27/08	at Detroit	23	106	4.6	25	2
10/21/07	at Houston	27	104	3.9	28	1
12/23/07	N.Y. Jets	23	103	4.5	14	0
11/4/07	Carolina	31	100	3.2	12	1

MOST RUSHING TDs IN A SEASON

In 2008, Titans running back **LenDale White** scored 15 rushing touchdowns, moving into second place on the team's record list for rushing touchdowns in a season. Only **Earl Campbell** has rushed for more touchdowns in a season in team history, scoring 19 times in 1979.

Also in 2008, rookie **Chris Johnson** cracked the Top 10 with nine rushing touchdowns.

Most rushing touchdowns in a season, franchise history:

Player	Season	Rushing TDs
1. Earl Campbell	1979	19
2. LenDale White	2008	15
3. Eddie George	2000	14
4. Earl Campbell	1978	13
Earl Campbell	1980	13
6. Earl Campbell	1983	12
Eddie George	2002	12
8. Earl Campbell	1981	10
Mike Rozier	1988	10
10. Chris Johnson	2008	9
Eddie George	1999	9
Allen Pinkett	1991	9

2008 NFL SCORING LEADERS

Titans running back **LenDale White** scored 15 rushing touchdowns in 2008, giving him 90 total points. Among non-kickers, White's scoring total tied for first place in the AFC and third in the NFL. He also tied for third in the NFL in rushing touchdowns.

2008 NFL leading scorers among non-kickers:

Player, Team	TD	Rush	Rec	Ret	2-pt	Pts
1. D. Williams, Car. (RB)	20	18	2	0	1	122
2. Turner, Atl. (RB)	17	17	0	0	0	102
3. Jacobs, NY-G (RB)	15	15	0	0	0	90
Jones, NY-J (RB)	15	13	2	0	0	90
White, Ten. (RB)	15	15	0	0	0	90

CAREER RUSHING TDs, FRANCHISE HISTORY

Titans running back **LenDale White** now ranks sixth in franchise history with 23 career rushing touchdowns.

Most career rushing touchdowns, franchise history:

Player	Seasons	Rushing TDs
1. Earl Campbell	1978-1984	73
2. Eddie George	1996-2003	64
3. Steve McNair	1995-2005	36
4. Lorenzo White	1988-1994	29
5. Mike Rozier	1985-1990	27
6. LenDale White	2006-2009	23
7. Warren Moon	1984-1993	21
Allen Pinkett	1986-1991	21
Charley Tolar	1960-1966	21
10. Hoyle Granger	1966-1972	18

TE ALGE CRUMPLER

Tight end **Alge Crumpler** is in his second season with the Titans and ninth overall NFL campaign. The four-time Pro Bowler signed with the Titans as a free agent during the 2008 offseason after spending his first seven years with the Atlanta Falcons.

During the 2008 season, Crumpler ranked sixth on the team with 24 receptions for 257 yards and one touchdown.

In Atlanta, he became the franchise's all-time leader among tight ends in career receptions (316) and career touchdown receptions (35).



Alge Crumpler's 2009 Highlights:

- **At Pittsburgh (9/10)**, he registered two receptions for five yards.
- **Against Houston (9/20)**, he tied for second on the team with four receptions for 44 yards, including a long of 16.
- **At N.Y. Jets (9/27)**, he tied for the team lead with four receptions for 41 yards, including a 27-yard catch that helped set up a third-quarter touchdown.
- **At Jacksonville (10/4)**, he recorded three receptions for 23 yards.
- **Against Indianapolis (10/11)**, he posted three receptions for 14 yards.

Crumpler's Career Regular Season Statistics:

	Team	GP	GS	Rec	Yds	Avg	Lg	TD
2001	Atl	16	12	25	330	13.2	57t	3
2002	Atl	16	9	36	455	12.6	33	5
2003	Atl	16	16	44	552	12.5	63	3
2004	Atl	14	14	48	774	16.1	49t	6
2005	Atl	16	16	65	877	13.5	48	5
2006	Atl	16	16	56	780	13.9	46	8
2007	Atl	14	10	42	444	10.6	55t	5
2008	Ten	15	15	24	257	10.7	28	1
2009	Ten	5	4	16	127	7.9	27	0
Career		128	112	356	4,596	12.9	63	36

CRUMPLER FIRST IN AVG. PER RECEPTION

Among active NFL tight ends, Titans tight end **Alge Crumpler** ranks first in average yards per reception (minimum 200 receptions). He leads names such as **Antonio Gates**, **Dallas Clark** and **Tony Gonzalez**.

Highest Average Yards Per Reception Among Active Tight Ends (minimum 200 career receptions):

Player	Rec	Yds	Avg	Lg	TD
1. Alge Crumpler	356	4,596	12.9	63	36
2. Antonio Gates	424	5,415	12.8	72t	53
3. Dallas Clark	291	3,523	12.1	80t	33
4. Tony Gonzalez	935	11,155	11.9	73t	78
5. Todd Heap	395	4,511	11.4	48	32
6. Jason Witten	457	5,194	11.4	53	26
7. Desmond Clark	306	3,465	11.3	52	25
8. Billy Miller	200	2,248	11.2	57	10
9. Jeremy Shockey	439	4,873	11.1	59	29
10. Kellen Winslow	245	2,716	11.1	49	15

TE BO SCAIFE

Tight end **Bo Scaife** is in his fifth season with the Titans since being selected out of the University of Texas in the sixth round of the 2005 NFL Draft.

During the 2008 season, Scaife led the Titans and set a career high with 58 receptions for 561 yards and two touchdowns. His reception total ranked fifth in the AFC and seventh in the NFL among tight ends.

Scaife led the team's tight ends in receiving in each of the 2006 and 2007 seasons. In 2007, he set a then-career high with 46 receptions for 421 yards, ranking eighth in the AFC (14th in NFL) in receptions among tight ends.



Bo Scaife's 2009 Highlights:

- **At Pittsburgh (9/10)**, he ranked second on the team with five receptions for 48 yards, including a long of 20. He left the game in the third quarter with a sprained knee.
- **Against Houston (9/20) and at N.Y. Jets**, he was inactive with a knee injury.
- **At Jacksonville (10/4)**, he returned from injury to collect three receptions for 25 yards.
- **Against Indianapolis (10/11)**, he led the team with four receptoins for 45 yards, including a long of 18.

Scaife's Career Regular Season Statistics:

	GP	GS	Rec	Yds	Avg	Lg	TD
2005	16	5	37	273	7.4	19	2
2006	14	12	29	370	12.8	34	2
2007	16	15	46	421	9.2	26	1
2008	16	7	58	561	9.7	44	2
2009	3	2	12	118	9.8	20	0
Career	65	41	182	1,743	9.6	44	7

RECEPTIONS BY TIGHT ENDS IN 2008

Among NFL tight ends during the 2008 regular season, **Bo Scaife** ranked seventh in the NFL and fifth in the AFC with a career-high 58 receptions.

Most receptions by NFL tight ends in 2008:

Player	Team	Rec	Yds	Avg	Lg	TD
1. Tony Gonzalez	KC	96	1,058	11.0	35	10
2. Chris Cooley	Was	83	849	10.2	28	1
3. Jason Witten	Dal	81	952	11.8	42	4
4. Dallas Clark	Ind	77	848	11.0	33	6
5. Owen Daniels	Hou	70	862	12.3	35	2
6. Antonio Gates	SD	60	704	11.7	34	8
7. Bo Scaife	Ten	58	561	9.7	44	2
8. Zach Miller	Oak	56	778	13.9	63t	1
9. John Carlson	Sea	55	627	11.4	33	5
10. Greg Olsen	Chi	54	574	10.6	52	5

WR JUSTIN GAGE

Wide receiver **Justin Gage** is in his third season with the Titans and seventh season in the NFL. He was added to the roster as an unrestricted free agent from the Chicago Bears in 2007.

During the 2008 regular season, Gage played in 12 games and led the Titans with 651 receiving yards and a career-high six touchdown receptions. His 34 receptions ranked fourth on the team and were the second-highest total of his career.

Gage, who was a fifth-round draft choice in 2003 and spent the first four seasons of his career with the Bears, led the Titans in 2007 with a career-high 750 receiving yards. His 55 receptions also set a career high and tied for the team lead.



Justin Gage's 2009 Highlights:

- **At Pittsburgh (9/10)**, he led the team and tied his regular season career high with seven receptions for 78 yards and one touchdown. In the second quarter, he helped tie the game with a 14-yard touchdown reception from Kerry Collins. It was the fourth time in his career he posted seven catches in a regular season game.
- **Against Houston (9/20)**, he caught two passes for 27 yards.
- **At N.Y. Jets (9/27)**, he tied for the team lead with four receptions for 37 yards, including a 20-yarder.
- **Against Indianapolis (10/11)**, he caught one pass for seven yards.

Gage's Career Regular Season Statistics:

	Team	GP	GS	Rec	Yds	Avg	Lg	TD
2003	Chi	10	3	17	338	19.9	57	2
2004	Chi	16	2	12	156	13.0	32	0
2005	Chi	15	11	31	346	11.2	25	2
2006	Chi	8	0	4	68	17.0	34	0
2007	Ten	16	8	55	750	13.6	73	2
2008	Ten	12	11	34	651	19.1	56t	6
2009	Ten	5	5	15	164	10.9	20	1
Totals		82	40	168	2,473	14.7	73	13

Justin Gage's career 100-yard games:

Date	Opp	No.	Yds.	Avg.	Lg	TD
11/16/08	at Jacksonville	4	147	36.8	56t	2
1/10/09	Baltimore *	10	135	13.5	24	0
12/30/07	at Indianapolis	7	104	14.9	21	0
12/21/08	Pittsburgh	5	104	20.8	34t	1
11/30/03	Arizona	4	100	25.0	57	0

* Playoff game

RECEPTIONS FOR FIRST DOWNS SINCE 2007

Since joining the Titans in 2007 as an unrestricted free agent from the Chicago Bears, wide receiver **Justin Gage** ranks second in the NFL in percentage of receptions for first downs.

Highest percentage of receptions for first downs since the start of the 2007 season (qualifiers -- 40 receptions):

Player	Rec.	First Downs	First Pct.
1. Vincent Jackson	120	99	82.5
2. Justin Gage	104	84	80.8
3. Antonio Holmes	130	104	80.0
4. Devery Henderson	66	52	78.8
5. Ernest Wilford	50	39	78.0
6. Brandon Stokley	95	74	77.9
7. Chad Ochocinco	170	129	75.9
8. Braylon Edwards	145	109	75.2
9. Sidney Rice	63	47	74.6
10. Reggie Wayne	218	161	73.9

2008 RECEIVING AVERAGE LEADERS

With a 19.1-yard receiving average during the 2008 regular season (651 yards on 34 receptions), Titans wide receiver **Justin Gage** ranked third in the NFL in receiving average, trailing only **Devery Henderson** (24.8) and **Bernard Berrian** (20.1).

2008 NFL receiving average leaders (minimum 32 receptions):

Player	Team	Rec.	Yards	Avg.
1. Devery Henderson	NO	32	793	24.8
2. Bernard Berrian	Min	48	964	20.1
3. Justin Gage	Ten	34	651	19.1
4. Vincent Jackson	SD	59	1098	18.6
5. Steve Smith	Car	78	1421	18.2
6. Calvin Johnson	Det	78	1331	17.1
7. Mark Clayton	Bal	41	695	17.0
8. Marques Colston	NO	47	760	16.2
9. Greg Jennings	GB	80	1292	16.2
10. Lee Evans	Buf	63	1017	16.1


WR NATE WASHINGTON

Wide receiver **Nate Washington** was signed by the Titans as an unrestricted free agent during the 2009 offseason after spending his first four NFL seasons with the Pittsburgh Steelers.

The 6-1, 185-pounder appeared in 49 games with seven starts during his four seasons in Pittsburgh, where he collected 104 receptions for 1,705 yards and 12 touchdowns. He led the Steelers in yards per catch in two of his last three seasons there.

In 2008, Washington set career highs with 40 catches and 631 receiving yards, while also scoring three touchdowns.

Originally signed by the Steelers as an undrafted free agent from Tiffin University in 2005, he enjoyed a breakout season in 2006 when he led the AFC with a 17.8-yard per reception average.



Nate Washington's 2009 Highlights:

- **At Pittsburgh (9/10)**, he made his regular season Titans debut at the home of his former team and collected one reception for eight yards.
- **Against Houston (9/20)**, he tied for second on the squad with four receptions for 36 yards, including his first touchdown in a Titans uniform. In the second quarter, he caught an eight-yard touchdown pass from Kerry Collins to give the team a 21-7 lead. He also had a career-long 14-yard rushing attempt on a reverse.
- **At N.Y. Jets (9/27)**, he posted two receptions for 25 yards, including a 16-yard catch on third-and-eight in the second quarter and a nine-yard touchdown reception in the third quarter. It was his second touchdown in as many weeks.
- **At Jacksonville (10/4)**, he gained 66 yards and one touchdown on a career-high seven receptions, eclipsing his previous career high of six catches (10/5/08 vs. Jacksonville). A 14-yard touchdown reception gave him a touchdown for the third consecutive game, matching a career-best three-game run as a member of the Pittsburgh Steelers in 2008.
- **Against Indianapolis (10/11)**, he recorded three receptions for 37 yards, including a 23-yarder on third down to extend a scoring drive.

Washington's Career Regular Season Statistics:

	Team	GP	GS	Rec	Yds	Avg	Lg	TD
2005	Pit	1	0	0	0	-	-	0
2006	Pit	16	2	35	624	17.8	49t	4
2007	Pit	16	4	29	450	15.5	40	5
2008	Pit	16	1	40	631	15.8	65t	3
2009	Ten	5	4	17	172	10.1	23	3
Totals		54	11	121	1,877	15.5	65t	15

ROOKIE WR KENNY BRITT

Wide receiver **Kenny Britt** was drafted by the Titans with the 30th overall selection in the 2009 NFL Draft.

The 6-3, 218-pound rookie came to the Titans by way of Rutgers University, where in three seasons he set the all-time Big East record with 3,043 receiving yards. Britt caught 178 passes, including 17 for touchdowns, in 34 career games (31 starts).

As a junior, he was an All-Conference selection after ranking second in the nation in yards per game (14.2). He led his team with 87 receptions for 1,371 yards.



Kenny Britt's 2009 Highlights:

- **At Pittsburgh (9/10)**, he made his regular season pro debut in a Thursday night game and caught four passes for 85 yards, including a 57-yard reception to help set up a Titans touchdown.
- **At N.Y. Jets (9/27)**, he tied for the team lead with four receptions and led the squad with 57 receiving yards, including a 27-yarder.
- **At Jacksonville (10/4)**, he led the team in receiving and recorded his first career 100-yard game by totaling seven receptions for 105 yards. The total included a 42-yard reception in the third quarter.
- **Against Indianapolis (10/11)**, he posted two receptions for 18 yards.

Britt's 2009/Career Regular Season Statistics:

	GP	GS	Rec	Yds	Avg	Lg	TD
2009/Career	5	0	19	289	15.2	57	0

ROOKIE RECEIVING LEADERS

Kenny Britt, who was the 30th overall selection and the sixth wide receiver taken in the 2009 NFL Draft, currently ranks second in the NFL among rookies in receptions and first in receiving yards.

Most receptions by NFL rookies in 2009:

Player, Team	Rec	Yds	Avg	Lg	TD
1. Collie, Ind.	20	228	11.4	39t	3
2. Britt, Ten.	19	289	15.2	57	0
3. Harvin, Min.	18	233	12.9	43	2
4. Wallace, Pit.	16	246	15.4	51	1
5. Edelman, N.E.	15	145	9.7	29	0
6. Knox, Chi.	14	190	13.6	68	2
7. Pettigrew, Det. (TE)	13	158	12.2	28	0

Most receiving yards by NFL rookies in 2009:

Player, Team	Yds	Rec	Avg	Lg	TD
1. *Britt, Ten.	289	19	15.2	57	0
2. *Wallace, Pit.	246	16	15.4	51	1
3. *Harvin, Min.	233	18	12.9	43	2
4. *Collie, Ind.	228	20	11.4	39t	3
5. *Massaquoi, Cle.	195	11	17.7	30	0
6. *Knox, Chi.	190	14	13.6	68	2
7. *Maclin, Phi.	187	12	15.6	51t	2
8. *Murphy, Oak.	174	12	14.5	57t	1
9. *Pettigrew, Det. (TE)	158	13	12.2	28	0
10. *Edelman, N.E.	145	15	9.7	29	0

DE JEVON KEARSE

Defensive end **Jevon Kearse** is in his 11th NFL season and seventh campaign in a Titans uniform. He was re-signed by the Titans in March 2008, re-uniting the three-time Pro Bowler with the club that drafted him in 1999.

The former first-round draft choice spent the previous four years in Philadelphia after beginning his career with the Titans.

In 2008, Kearse was the team's only defensive lineman to start all 16 games. His statistics included 48 tackles, 3.5 sacks, 19 quarterback pressures, seven tackles for loss, four passes defended and three forced fumbles.

Kearse, who earned the nickname "The Freak" at the University of Florida, led his team in sacks in six of his first seven NFL seasons. He won the Associated Press NFL Defensive Rookie of the Year Award in 1999 after setting a rookie record with 14.5 sacks.



Jevon Kearse's 2009 Highlights:

- **At Pittsburgh (9/10)**, he totaled three tackles, including a six-yard sack of Ben Roethlisberger.
- **Against Houston (9/20)**, he registered two tackles and a team-high three quarterback pressures.
- **At N.Y. Jets (9/27)**, he recovered a Mark Sanchez fumble in the second quarter, which led to a Titans touchdown. Also, with three tackles in the game, he reached 500 career stops.
- **At Jacksonville (10/4)**, he registered one tackle.
- **Against Indianapolis (10/11)**, he was inactive.

Kearse's Career Regular Season Statistics (2004-07 with Philadelphia):

	G/S	Tackles	Sack	TFL	QBP	Int	PD	FF	FR
1999	16/16	85	14.5	9	18	0	6	10	1
2000	16/16	84	11.5	6	19	0	6	4	0
2001	16/16	64	10.0	5	27	0	3	5	0
2002	4/1	11	2.0	0	4	0	0	0	0
2003	14/14	67	9.5	3	19	1	1	4	0
2004	14/14	43	7.5	NA	21	0	6	2	1
2005	15/15	60	7.5	NA	18	0	6	3	0
2006	2/2	5	3.5	NA	3	0	0	1	0
2007	14/8	25	3.5	NA	2	0	1	0	1
2008	16/16	48	3.5	7	19	0	4	3	0
2009	4/4	9	1.0	0	3	0	0	0	1
Career	131/122	501	74.0	NA	153	1	33	32	4

FRANCHISE SACK LEADERS

With defensive ends **Jevon Kearse** and **Kyle Vanden Bosch**, Tennessee's 2009 roster includes two players in the team's all-time Top 10 in quarterback sacks. Kearse is in sixth place on the list, while Vanden Bosch is ninth.

Franchise all-time sack leaders:

Player	Years	Career Sacks*
1. Elvin Bethea	1968-83	105.0
2. Ray Childress	1985-95	74.5
3. Jesse Baker	1979-87	66.0
4. William Fuller	1986-93	59.0
5. Sean Jones	1988-93	57.5
6. Jevon Kearse	1999-03, 2008-09	52.0
7. Robert Brazile	1975-84	48.0
8. Ted Washington	1973-82	45.0
9. Kyle Vanden Bosch	2005-09	35.5
10. Curley Culp	1966-72	31.0

* Sacks did not become an official NFL statistic until 1982. Vanden Bosch and Kearse are ranked higher on the official list from the Elias Sports Bureau.

DE KYLE VANDEN BOSCH

Defensive end **Kyle Vanden Bosch** is in his fifth season with the Titans and ninth overall NFL season in 2009.

During the 2008 regular season, the two-time Pro Bowler (2005 and 2007) was limited to playing in 10 games due to a groin injury. His season totals included 46 tackles, 4.5 sacks, 18 quarterback pressures, three forced fumbles and two fumble recoveries.

In his first three seasons in Tennessee, he started every game and led the team in sacks each season.

The former second-round draft choice spent the first four seasons of his career with the Arizona Cardinals.

**Kyle Vanden Bosch's 2009 Highlights:**

- **At Pittsburgh (9/10)**, he tallied four tackles and one quarterback pressure.
- **Against Houston (9/20)**, he tied for third on the squad with seven tackles and added a forced fumble and quarterback pressure.
- **At N.Y. Jets (9/27)**, he registered six tackles, including one tackle for loss.
- **At Jacksonville (10/4)**, he totaled three tackles and two quarterback pressures.
- **Against Indianapolis (10/11)**, he registered seven tackles and one quarterback pressure.

Vanden Bosch's Career Regular Season Statistics (2001-04 with Arizona):

	G/S	Tackles	Sack	TFL	QBP	Int	PD	FF	FR
2001	3/3	12	1.0	0	1	0	1	0	1
2002	16/16	66	4.0	8	9	0	0	0	1
2003			Injured Reserve						
2004	16/1	15	0.0	0	1	0	0	0	0
2005	16/16	100	12.5	8	15	0	0	4	1
2006	16/16	118	6.5	4	30	0	0	1	0
2007	16/16	115	12.0	6	22	0	2	4	0
2008	10/10	46	4.5	0	18	0	0	3	2
2009	5/5	27	0.0	1	5	0	0	1	0
Career	98/83	498	40.5	27	103	0	3	13	5



DT TONY BROWN

Defensive tackle **Tony Brown** is in his fifth NFL season, his fourth with the Titans and third as a full-time starter. He was a midseason free agent addition during the 2006 campaign.

The Chattanooga native set career highs in 2008 in quarterback pressures (24) and tackles for loss (10) and tied a career high in sacks (4.0).

Prior to his arrival in Tennessee, he gained experience with the Carolina Panthers, Miami Dolphins and San Francisco 49ers. He also spent part of 2006 in NFL Europe, where he earned league Co-Defensive MVP honors.

Brown was originally signed as an undrafted free agent out of the University of Memphis by the Panthers in 2003.

**Tony Brown's 2009 Highlights:**

- **At Pittsburgh (9/10)**, he registered four tackles, including a nine-yard sack of Ben Roethlisberger, and added one quarterback pressure.
- **Against Houston (9/20)**, he posted three tackles, one tackle for loss, one quarterback pressure and a forced fumble.
- **At N.Y. Jets (9/27)**, he tallied three tackles, one sack, a team-best three quarterback pressures and one forced fumble. Early in the second quarter, he knocked the ball out of the hands of quarterback Mark Sanchez for his second sack of the season. Jevon Kearse's recovery helped lead to a Titans touchdown. It was Brown's second consecutive game with a forced fumble.
- **At Jacksonville (10/4)**, he totaled four tackles and a team-high three quarterback pressures.
- **Against Indianapolis (10/11)**, he registered four tackles, including one tackle for loss.

Brown's Career Regular Season Statistics (2003 Carolina and Miami; 2004 San Francisco; 2006 Carolina and Tennessee; 2007-09 Tennessee):

	G/S	Tackles	Sack	TFL	QBP	Int	PD	FF	FR
2003	0/0	0	0.0	0	0	0	0	0	0
2004	16/4	27	1.0	5	0	0	3	0	0
2006	13/2	51	1.5	4	13	0	0	0	2
2007	16/16	83	4.0	4	22	0	5	1	0
2008	15/15	73	4.0	10	24	0	4	0	2
2009	5/5	18	2.0	2	8	0	0	2	0
Career	65/42	252	12.5	25	67	0	12	3	4

LB KEITH BULLUCK

Linebacker **Keith Bulluck**, the franchise's third all-time leading tackler, is in his 10th NFL season since being selected out of Syracuse in the first round of the 2000 NFL Draft.

The 2008 season was the seventh consecutive year Bulluck started every game and surpassed 100 tackles. He is the third player in team history to reach 1,000 career tackles.

During the 2008 regular season, Bulluck led the team with 120 tackles. It was the sixth time in seven seasons as a full-time starter that Bulluck led the squad. Additionally, his statistics included a half sack, eight tackles for loss, two quarterback pressures, six passes defended, one fumble recovery and a blocked punt and recovery for a touchdown.

With 180 tackles in 2002 – the most by any member of the organization since 1986 – and 171 tackles in both 2003 and 2004, he became the first player since Gregg Bingham (1979-81) to record more than 170 tackles in three consecutive seasons. He was named second-team Associated Press All-Pro in 2002 and then was named first-team All-Pro and earned his first trip to the Pro Bowl in 2003.

Keith Bulluck's 2009 Highlights:

- **At Pittsburgh (9/10)**, he posted five tackles and helped limit the Steelers to 36 rushing yards.
- **Against Houston (9/20)**, he led the defense with 10 tackles.
- **At N.Y. Jets (9/27)**, he led the squad with 11 tackles, including one tackle for loss.
- **At Jacksonville (10/4)**, he posted seven tackles.



- **Against Indianapolis (10/11)**, he tied for second on the squad with 11 tackles and recorded his 17th career interception. In the first quarter, he picked off a Peyton Manning pass and returned the ball 23 yards to help set up a field goal.

Bulluck's Career Regular Season Statistics:

	G/S	Tackles	Sack	TFL	QBP	Int	PD	FF	FR
2000	16/1	21	0.0	0	1	1	1	0	0
2001	15/3	64	1.0	2	7	2	5	0	0
2002	16/16	180	1.0	10	15	1	3	3	2
2003	16/16	171	3.0	8	9	2	5	5	2
2004	16/16	171	5.0	8	2	2	12	1	1
2005	16/16	150	5.0	10	5	2	8	1	1
2006	16/16	161	2.5	3	4	1	9	2	1
2007	16/16	109	0.0	4	1	5	6	1	1
2008	16/16	120	0.5	8	2	0	6	1	1
2009	5/5	44	0.0	1	0	1	1	0	0
Career	148/121	1,191	18.0	54	46	17	56	14	9

CONSECUTIVE STARTS BY LINEBACKERS

Keith Bulluck recorded his 100th consecutive start at linebacker on Sept. 21, 2008 against the Houston Texans. He became the third linebacker in team history to accomplish the feat, joining **Robert Brazile** (147) and **Gregg Bingham** (134). Bulluck ranks third on the team's all-time list for consecutive starts by players at the linebacker position.

Most consecutive games started by franchise linebackers:

Player	Seasons	Consecutive Starts
1. Robert Brazile	1975-84	147
2. Gregg Bingham	1973-81	134
3. Keith Bulluck	2001-09	118

Additionally, Bulluck carries the third-longest starting streak among active NFL linebackers, trailing only Washington's **London Fletcher** and Dallas' **Keith Brooking**.

Longest active consecutive start streaks among NFL linebackers:

Player	Team	Consecutive Starts
1. London Fletcher	Washington	140
2. Keith Brooking	Dallas	133
3. Keith Bulluck	Tennessee	118

**BULLUCK THIRD IN FRANCHISE TACKLES**

Outside linebacker **Keith Bulluck** ranks third in team annals behind **Gregg Bingham** (1,970) and **Robert Brazile** (1,281) for most tackles in franchise history.

Most tackles by a member of the franchise (since 1974):

Player (Position)	Seasons	Tackles
1. Gregg Bingham (LB)	1973-84	1,970
2. Robert Brazile (LB)	1975-84	1,281
3. Keith Bulluck (LB)	2000-09	1,191
4. Ted Washington (LB)	1973-82	907
5. Al Smith (LB)	1987-96	877
6. John Grimsley (LB)	1984-90	836
7. Blaine Bishop (S)	1993-01	788
8. Ray Childress (DL)	1985-95	784
9. Steve Kiner (LB)	1974-78	738
10. Marcus Robertson (S)	1991-00	700

100-TACKLE SEASONS

In 2008, linebacker **Keith Bulluck** achieved his seventh consecutive season with 100 or more tackles. Since entering the starting lineup at the start of the 2002 season, he has not missed a single game and has eclipsed the 100-tackle mark in every campaign.

Since 1979, Bulluck is the franchise leader in consecutive seasons with 100 or more tackles. His seven 100-tackle seasons are one more than second-place **Gregg Bingham**, who notched 100 stops for five consecutive non-strike seasons from 1979-84 (the 1982 season was shortened to nine games due to strike).

Tackles are not considered an official NFL statistic. The Titans use tackle figures based on coaches' review of game film.

Most consecutive 100-tackle seasons by Oilers/Titans since 1979*:

Player	Pos	Seasons	Total
1. Keith Bulluck	LB	2002-08	7
2. Gregg Bingham	LB	1979-84*	5
3. Robert Abraham	LB	1983-86	4
4. Kyle Vanden Bosch	DE	2005-07	3
Blaine Bishop	S	1998-00	3
Al Smith	LB	1990-92	3
Robert Brazile	LB	1979-81	3
Vernon Perry	S	1979-81	3

* Strike-shortened 1982 season not included.

LB DAVID THORNTON

Left outside linebacker **David Thornton** is in his eighth NFL season and his fourth season with the Titans in 2009. He played his first four professional seasons with the Indianapolis Colts.

In 2008, he started 15 games and tied for third on the team with 93 tackles. He added seven tackles for loss, four passes defended and three forced fumbles. For his efforts on and off the field, he was named the team's Walter Payton Man of the Year.

In his first seven NFL campaigns, he missed a total of just two games, and his teams qualified for the playoffs six times.

The former walk-on at North Carolina originally was selected in the fourth round of the 2002 NFL Draft by the Colts. He joined the Titans as an unrestricted free agent in 2006.

The former fourth-round draft choice out of North Carolina played four seasons in Indianapolis before joining the Titans as an unrestricted free agent in 2006.



David Thornton's 2009 Highlights:

- **At Pittsburgh (9/10)**, he registered three tackles and helped to limit the Steelers to 36 rushing yards.
- **Against Houston (9/20)**, he posted six tackles, including one tackle for loss.
- **At N.Y. Jets (9/27)**, he registered five tackles.
- **At Jacksonville (10/4)**, he totaled eight tackles, including one tackle for loss.
- **Against Indianapolis (10/11)**, he registered eight tackles.

Thornton's Career Regular Season Statistics (2002-05 with Indianapolis):

	G/S	Tackles	Sack	TFL	QBP	Int	PD	FF	FR
2002	15/0	42	0.0	-	1	0	0	0	0
2003	16/16	158	1.0	-	-	2	2	0	0
2004	16/15	98	0.0	-	4	1	0	2	0
2005	16/16	96	2.0	-	-	0	3	2	0
2006	16/13	122	0.0	0	1	0	6	2	0
2007	16/16	140	1.0	9	1	2	6	1	1
2008	15/15	93	0.0	7	0	0	4	3	0
2009	5/5	30	0.0	2	0	0	0	0	0
Career	115/96	779	4.0	-	-	5	21	10	1

LB STEPHEN TULLOCH

Stephen Tulloch is in his fourth NFL season in 2009, his first year as the incumbent starter at middle linebacker.

A core special teams performer in his first two NFL seasons, Tulloch earned a career-high 12 starts in 2008 and ranked second on the team with 98 tackles.

The former N.C. State product was selected with the team's second pick of the fourth round (116th overall) in the 2006 NFL Draft.

**Stephen Tulloch's 2009 Highlights:**

- **At Pittsburgh (9/10)**, he led the team with 12 tackles and added one tackle for loss and one fumble recovery. In the game's final minute of regulation, he recovered a Hines Ward fumble deep in Tennessee territory to help push the contest to overtime.
- **Against Houston (9/20)**, he tied for third on the squad with seven tackles.
- **At N.Y. Jets (9/27)**, he ranked second on the defense with nine tackles and added one tackle for loss and one pass defended.
- **At Jacksonville (10/4)**, he totaled five tackles, including a seven-yard sack of David Garrard in the fourth quarter. He did not start in the nickel package.
- **Against Indianapolis (10/11)**, he led the defense with 12 tackles.

Tulloch's Career Regular Season Statistics:

	G/S	Tackles	Sack	TFL	QBP	Int	PD	FF	FR
2006	16/3	37	0.5	2	0	1	2	0	0
2007	16/1	36	0.0	1	0	0	0	0	0
2008	16/12	98	1.0	4	0	0	2	0	2
2009	5/4	45	1.0	2	0	0	1	0	1
Career	53/20	216	2.5	9	0	1	5	0	3

**CB NICK HARPER**


Cornerback **Nick Harper**, the senior-most member of the starting secondary, is in his ninth NFL season and third campaign with the Titans in 2009.

Harper, who joined the Titans after spending the first six years of his NFL career with the Indianapolis Colts, was signed as an unrestricted free agent during the 2007 offseason.

In 2008, he played in 13 games and contributed 80 tackles (sixth on team), two interceptions (fourth), 17 passes defended (second) and one forced fumble. His tackles in 2008 matched his 2007 total for the second highest sum of his career.

During his tenure in Indianapolis, Harper played in 89 games with 60 starts and registered 15 interceptions. He was a key component in helping the franchise win Super Bowl XLII.

Prior to joining the Colts, Harper played for the Hamilton Tiger-Cats of the Canadian Football League in 2000. He was originally signed in the NFL as a free agent by the Indianapolis Colts in 2001.

**Nick Harper's 2009 Highlights:**

- **At Pittsburgh (9/10)**, he registered seven tackles.
- **Against Houston (9/20)**, he notched seven tackles and one quarterback pressure.
- **At N.Y. Jets (9/27)**, he notched seven tackles.
- **At Jacksonville (10/4)**, he totaled six tackles and two passes defended before leaving the contest with a rib injury.
- **Against Indianapolis (10/11)**, he totaled seven tackles before being taken out of the game with a right forearm injury.

Harper's Career Regular Season Statistics (2001-06 with Indianapolis):

	G/S	Tackles	Sack	TFL	QBP	Int	PD	FF	FR
2001	13/2	23	0.0	-	-	2	10	0	1
2002	16/1	51	0.0	-	-	0	8	0	0
2003	16/13	94	0.0	-	-	4	11	0	0
2004	14/14	75	0.0	-	-	3	5	0	1
2005	15/15	67	0.0	-	-	3	12	0	1
2006	15/15	73	0.0	-	-	3	11	0	0
2007	14/14	80	0.0	0	3	3	14	1	1
2008	13/12	80	0.0	1	0	2	17	1	0
2009	5/5	34	0.0	0	1	0	2	0	0
Career	121/91	577	0.0	0	4	20	90	2	4


CB CORTLAND FINNEGAN

Cornerback **Cortland Finnegan**, a former late-round draft choice from Samford, is in his fourth NFL season and third as a starter.

In 2008, Finnegan was named to his first career Pro Bowl and earned Associated Press All-Pro honors. He started all 16 regular season games for the second consecutive year and tied for sixth in the NFL (tied for fourth in AFC) with a career-high five interceptions, including a franchise-record 99-yard touchdown return.

Although undersized, the feisty cornerback has been durable, participating in every game through his first three pro seasons. As a rookie in 2006, he mostly was used in nickel and dime packages. He won a starting job at the beginning of 2007 and has been in the lineup ever since.

Finnegan, a native of Milton, Fla., was selected by the Titans in the seventh round in the 2006 NFL Draft.

**Cortland Finnegan's 2009 Highlights:**

- **At Pittsburgh (9/10)**, recorded 10 tackles and one interception. On the last play of the first half, he intercepted a Ben Roethlisberger pass and returned the ball 80 yards as time expired.
- **Against Houston (9/20)**, he registered four tackles.
- **At N.Y. Jets (9/27)**, he tallied four tackles and one pass defended before leaving the game with a hamstring injury.
- **At Jacksonville (10/4)** and **against Indianapolis (10/11)**, he was inactive with a hamstring injury.

Finnegan's Career Regular Season Statistics:

	G/S	Tackles	Sack	TFL	QBP	Int	PD	FF	FR
2006	16/2	57	2.0	1	3	0	7	1	1
2007	16/16	109	1.0	1	1	1	16	0	0
2008	16/16	79	1.0	2	2	5	20	0	0
2009	3/3	18	0.0	0	0	1	2	0	0
Career	51/37	263	4.0	4	6	7	45	1	1

S MICHAEL GRIFFIN

Free safety **Michael Griffin** is in his third NFL season since being selected in the first round of the 2007 NFL Draft.

In 2008, Griffin was named to the Pro Bowl after starting all 16 games for the first time. He led the team with seven interceptions, a total that tied for the 11th-best figure in team history and ranked second in the NFL in 2008 behind only Baltimore's **Ed Reed** (nine). Griffin's totals also included 81 tackles, one sack, and 17 special teams stops (second on team).

A product of the University of Texas, he was selected by the Titans with the 19th overall pick in 2007 and stepped into the starting lineup midway through his rookie season.

**Michael Griffin's 2009 Highlights:**

- **At Pittsburgh (9/10)**, he totaled six tackles, one pass defended and one forced fumble. In the final minute of regulation, he forced a Hines Ward fumble that was recovered by the Titans deep in Tennessee territory, allowing the contest to go into overtime.
- **Against Houston (9/20)**, he posted six tackles and one quarterback pressure.
- **At N.Y. Jets (9/27)**, he registered five tackles and one pass defended.
- **At Jacksonville (10/4)**, he led the team and set a career high with 12 tackles. He also recovered a David Garrard fumble in the fourth quarter.
- **Against Indianapolis (10/11)**, he totaled four tackles on defense and two stops on special teams. He did not start the game at safety after he was shaken up on the opening kickoff. He returned to the field for the second play from scrimmage.

Griffin's Career Regular Season Statistics:

	G/S	Tackles	Sack	TFL	QBP	Int	PD	FF	FR
2007	16/10	49	0.0	1	0	3	8	1	0
2008	16/16	81	1.0	2	2	7	12	1	0
2009	5/4	33	0.0	0	1	0	2	1	1
Career	37/30	163	1.0	3	3	10	22	3	1

2008 NFL INTERCEPTION LEADERS

Three players in the Titans secondary were near the top of the NFL's leaderboard in interceptions during the 2008 regular season. Safety **Michael Griffin** paced the team and shared second place in the NFL with seven interceptions. Cornerback **Cortland Finnegan** tied for sixth place in the league with five interceptions. Safety **Chris Hope** recorded four interceptions, placing him in a 16-way tie for 14th in the NFL.

2008 NFL Interception Leaders:

Player	Team	Int	Yds	Avg	Lg	TD
1. Ed Reed	Bal	9	264	29.3	107t	2
2. Nick Collins	GB	7	295	42.1	62t	3
Michael Griffin	Ten	7	172	24.6	83t	1
Troy Polamalu	Pit	7	59	8.4	23	0
Charles Woodson	GB	7	169	24.1	62t	2
6. Oshiomogho Atogwe	StL	5	91	18.2	43	0
Jason David	NO	5	83	16.6	42	0
Cortland Finnegan	Ten	5	100	20.0	99t	1
Andre' Goodman	Mia	5	53	10.6	55	0
DeAngelo Hall	Oak-Was	5	37	7.4	21	0
Brandon McDonald	Cle	5	146	29.2	98	1
Darrelle Revis	NYJ	5	38	7.6	32t	1
Tramon Williams	GB	5	78	15.6	39	0
14. (16 players tied with four interceptions, including Titans S Chris Hope)						

S CHRIS HOPE

Strong safety **Chris Hope** is in his eighth NFL season and fourth campaign with the Titans.

A former third-round draft choice with the Pittsburgh Steelers, Hope has been widely considered the leader of the Titans secondary since signing as an unrestricted free agent in 2006.

In 2008, he triumphantly returned to the field after finishing the 2007 season on injured reserve with a neck injury. He subsequently produced one of the best seasons of his career and was named to the Pro Bowl after starting every game and recording four interceptions (tied for eighth in the AFC) and 93 tackles (tied for third on team). His teammates rewarded his perseverance by naming him the team's 2008 Ed Block Courage Award winner.

In 2006, Hope led all NFL strong safeties with 128 tackles (career-high) and his career-high five interceptions tied for first place among players at his position.

**Chris Hope's 2009 Highlights:**

- **At Pittsburgh (9/10)**, he ranked second on the team with 11 tackles and added one pass defended.
- **Against Houston (9/20)**, he tallied five tackles and one quarterback pressure.
- **At N.Y. Jets (9/27)**, he posted six tackles, one interception and two passes defended. In the fourth quarter, he recorded the 16th interception of his career and first of the season, snaring a Mark Sanchez pass and racing 24 yards the other way.
- **At Jacksonville (10/4)**, he was second on the squad with nine tackles.
- **Against Indianapolis (10/11)**, he registered a pair of tackles.

Hope's Career Regular Season Statistics (2002-05 with Pittsburgh):

	G/S	Tackles	Sack	TFL	QBP	Int	PD	FF	FR
2002	14/0	11	0.0	-	-	0	0	1	0
2003	16/0	11	0.0	-	-	0	1	1	1
2004	16/16	97	0.0	-	-	1	9	1	0
2005	16/16	97	0.0	-	-	3	7	1	1
2006	16/16	128	0.0	0	0	5	15	0	1
2007	11/11	60	0.0	0	2	2	4	0	1
2008	16/16	93	1.0	3	0	4	8	0	0
2009	5/5	33	0.0	0	1	1	3	0	0
Career	110/80	530	1.0	-	-	16	47	4	4



K ROB BIRONAS

Titans kicker **Rob Bironas** is in his fifth NFL season. The club's fourth-all-time leading scorer received a multi-year contract extension early in the 2009 offseason.

Bironas has positioned his name among some of the franchise's all-time greats at the position. The 2007 Pro Bowl and Associated Press All-Pro selection owns or shares numerous club records, including longest field goal (60 yards), most field goals in a game (eight, also an NFL record), most consecutive games with a field goal (19) and most consecutive field goals (20, tied Al Del Greco).

In his first four seasons, Bironas made seven game-winning field goals, a total that put him second in club annals behind Del Greco (10).

In 2008, Bironas was second in the AFC and seventh in the NFL in scoring. He made 29 out of his 33 field goal attempts and all 40 of his extra point attempts to give him 127 total points, the fourth-highest scoring total in franchise history. He made 16 field goals of 40 or more yards to set a team record. On kickoffs, Bironas tied for first in the AFC and second in the NFL with 22 touchbacks.

The former Arena Football League kicker and part-time security guard originally signed in the NFL with the Green Bay Packers as a free agent in 2002.

Rob Bironas' 2009 Highlights:

- **At Pittsburgh (9/10)**, he made one of three field goal attempts, connecting from 45 yards.
- **Against Houston (9/20)**, he connected on a 40-yard field goal.
- **At N.Y. Jets (9/27)**, he connected on a 38-yard field goal.
- **At Jacksonville (10/4)**, he made a 29-yard field goal.
- **Against Indianapolis (10/11)**, he made all three field goal attempts, all of which were beyond 40 yards. In the first half, he capped drives with 49, 43 and 46-yarders, marking the second time in his career he made three or more field goals of 40-plus yards (11/27/08 at Detroit). He became the second NFL kicker in 2009 to accomplish the feat.

Bironas' Career Regular Season Statistics:

	GP	FGM	FGA	Pct	XPM	XPA	Pts
2005	16	23	29	79.3	30	32	99
2006	16	22	28	78.6	32	32	98
2007	16	35	39	89.7	28	28	133
2008	16	29	33	87.9	40	40	127
2009	5	7	9	77.8	7	7	28
Career	69	116	138	84.1	137	139	485

SEASON SCORING LEADERS

Kicker **Rob Bironas** placed seventh in the NFL in 2008 with 127 points, a total that ranks fourth in franchise history for points in a single season.

Bironas now owns two of the top five scoring seasons in team annals. In 2007, he registered the second-highest point total in club history, collecting 133 points.

Most points in a single season, franchise history (top five all kickers):

Player	Season	Extra Points		Field Goals		Total Points
		Made	Att	Made	Att	
1. Al Del Greco	1998	28	28	36	39	136
2. Rob Bironas	2007	28	28	35	39	133
3. Al Del Greco	1996	35	35	32	38	131
4. Rob Bironas	2008	40	40	29	33	127
5. Al Del Greco	1993	39	40	29	34	126
6. Gary Anderson	2003	42	42	27	31	123

TOP FIELD GOAL PERCENTAGE, NFL HISTORY

In 2008, Titans kicker **Rob Bironas** moved into the NFL's all-time top 10 in field goal percentage.

To qualify in the NFL record books in the category of highest career field goal percentage, a kicker is required to have a minimum of 100 made field goals. **Mike Vanderjagt** is the league's all-time leader at 86.5 percent.

Highest field goal percentage in NFL history (min. 100 field goals):

Player	Made	Att	Pct
1. Mike Vanderjagt	230	266	86.5
2. Nate Kaeding	126	146	86.3
3. Robbie Gould	116	135	85.9
4. Shayne Graham	177	209	84.7
5. Rob Bironas	116	138	84.1
6. Matt Stover	462	552	83.7
7. Phil Dawson	216	260	83.1
8. John Carney	466	564	82.6
9. Jason Hanson	415	504	82.3
10. Ryan Longwell	303	368	82.3

FRANCHISE LEADING SCORERS

In Week 16 of the 2008 regular season, Titans kicker **Rob Bironas** surpassed former Oilers running back **Eddie George** (450 career points) for fourth place on the franchise's all-time scoring list.

Franchise Career Scoring Leaders:

Player	Years	TD	Rush	Rec.	Ret.	FG	PAT	Points
1. Al Del Greco	1991-00	0	0	0	0	246	322	1,060
2. George Blanda	1960-66	4	4	0	0	91	301	598
3. Tony Zendejas	1985-90	0	0	0	0	117	197	548
4. Rob Bironas	2005-09	0	0	0	0	116	137	485
5. Eddie George	1996-03	74	64	10	0	0	6	450
6. Earl Campbell	1978-84	73	73	0	0	0	0	438
7. Toni Fritsch	1977-81	0	0	0	0	81	149	392
8. Skip Butler	1972-77	0	0	0	0	70	120	330
9. Charlie Hennigan	1960-66	51	0	51	0	0	0	306
10. Ken Burrough	1971-81	48	1	47	0	0	0	288
Ernest Givins	1986-94	48	1	46	1	0	0	288
Haywood Jeffires	1987-95	47	0	47	0	0	6	288



P CRAIG HENTRICH

Punter **Craig Hentrich's** 16th NFL season and 12th with the Titans came to a premature end in 2009. The franchise's all-time punting leader was placed on injured reserve on Sept. 29 as a result of straining his calf in a game against the Houston Texans on Sept. 20.

In two games in 2009, he punted nine times for a 46.9-yard average and a 44.1-yard net average.

During his career, the two-time Pro Bowler has punted more times than any other player in team history, and his punting average ranks second in club history behind only **Greg Montgomery**. Only three players in team history – **Bruce Matthews**, **Elvin Bethea** and **Brad Hopkins** – have appeared in more games with the club than Hentrich.

In addition to being the franchise's all-time punting leader, Hentrich is in the NFL's all-time top 10 in both career punts (seventh) and games played by a punter (fifth).

Hentrich signed with Tennessee as an unrestricted free agent in 1998 after five seasons in Green Bay, where he was a member of Green Bay's Super Bowl XXXI Championship team. He was originally an eighth-round draft choice (200th overall) of the New York Jets in 1993.

Craig Hentrich's 2009 Highlights:

- **At Pittsburgh (9/10)**, he recorded his 1,142nd career punt in the first quarter and in doing so broke a tie with **Rohn Stark** for seventh place on the NFL's all-time career punts list. Hentrich also broke a tie with **Chris Mohr** for fifth place in NFL history among punters with his 240th career game.
- **Against Houston (9/20)**, he left the game with a strained calf after averaging 49.8 yards (46.3 net) on four punts.
- **At N.Y. Jets (9/27)**, he was inactive with a calf injury. It was only the second game he missed in 16 NFL seasons.
- **On Sept. 29**, he was placed on injured reserve for the first time in his career due to a calf injury, concluding his 16th NFL season.

Craig Hentrich's Career Regular Season Statistics (1994-97 with Green Bay):

	GP	No.	Yds.	Avg.	Lg	TB	In20	Net
1994	16	81	3,351	41.4	70	10	24	35.5
1995	16	65	2,740	42.2	61	7	26	34.6
1996	16	68	2,886	42.4	65	9	28	36.3
1997	16	75	3,378	45.0	65	21	26	36.0
1998	16	69	3,258	47.2	71	11	18	39.2
1999	16	90	3,824	42.5	78	3	35	38.1
2000	16	76	3,101	40.8	67	9	33	36.3
2001	16	85	3,567	42.0	70	8	28	37.0
2002	16	65	2,725	41.9	56	5	28	33.9
2003	16	71	3,117	43.9	58	8	26	37.8
2004	16	73	3,117	42.7	64	8	20	38.0
2005	16	78	3,371	43.2	59	14	21	37.8
2006	16	88	3,760	42.7	73	10	32	37.3
2007	15	70	2,939	42.0	66	6	24	36.5
2008	16	87	3,725	42.8	75	13	27	36.5
2009	2	9	422	46.9	60	0	3	44.1
Career	241	1,150	49,281	42.9	78	142	399	36.8

FRANCHISE PUNTING LEADERS

Highest career gross punting average, franchise history:

Avg.	Player	Seasons
43.6	Greg Montgomery	1988-93
42.9	Craig Hentrich	1998-09
42.3	Jim Norton	1960-68

Most career punts, franchise history:

Punts	Player	Seasons
861	Craig Hentrich	1998-09
519	Jim Norton	1960-68
429	Cliff Parsley	1977-82



P REGGIE HODGES

Punter **Reggie Hodges** was signed by the Titans as a free agent on Sept. 23, 2009 after Craig Hentrich suffered a calf injury against Houston (Sept. 20).

Hodges played 12 games with the New York Jets in 2008 and recorded 44 punts for a 42.8-yard average. He was released by the Jets during training camp.

Hodges was originally drafted by the St. Louis Rams in the sixth round (210th overall) of the 2005 NFL Draft. He played for the Rams and Eagles during the 2005 season. He also has spent time with the Indianapolis Colts, Seattle Seahawks and New England Patriots.



Craig Hodges' 2009 Highlights:

- He was signed by the Titans **on Sept. 23**.
- **At N.Y. Jets (9/27)**, he made his Titans debut and averaged 43.3 yards (30.3 net) on seven punts.

Reggie Hodges' Career Regular Season Statistics (2005 St. Louis/Philadelphia; 2008 N.Y. Jets):

	GP	No.	Yds.	Avg.	Lg	TB	In20	Net
2005	8	41	1,535	37.4	55	2	9	32.2
2008	12	44	1,884	42.8	61	5	14	35.5
2009	3	16	660	41.3	50	2	1	33.2
Career	23	101	4,079	40.4	61	9	24	33.8

PR/KR MARK JONES

Wide receiver **Mark Jones** was signed to be the Titans' primary returner on punts and kicks. He was re-signed on Sept. 29 after an initial stint with the team from March 20 to Sept. 5.

Hodges played 12 games with the New York Jets in 2008 and recorded 44 punts for a 42.8-yard average. He was released by the Jets during training camp.

Hodges was originally drafted by the St. Louis Rams in the sixth round (210th overall) of the 2005 NFL Draft. He played for the Rams and Eagles during the 2005 season. He also has spent time with the Indianapolis Colts, Seattle Seahawks and New England Patriots.



Mark Jones' 2009 Highlights:

- He was signed by the Titans as a free agent **March 20** and released **Sept. 5**. He was re-signed by the Titans **on Sept. 29**.
- **At Jacksonville (Oct. 4)**, he made his Titans debut and returned one punt for eight yards and three kickoffs for 63 yards.

Mark Jones' Career Regular Season Statistics (2004 N.Y. Giants; 2005-07 Tampa Bay; 2008 Carolina):

Year	G	GS	PR	FC	Yds	Avg	Lg	TD	KR	Yds	Avg	Lg	TD
2004	14	0	34	11	227	6.7	29	0	2	37	18.5	20	0
2005	16	0	51	18	492	9.6	31	0	5	95	19.0	24	0
2006	7	0	20	4	155	7.8	18	0	1	29	29.0	29	0
2007	6	0	12	6	143	11.9	35	0	10	286	28.6	36	0
2008	16	0	39	20	443	11.4	55	0	40	958	24.0	59	0
2009	2	0	3	2	23	7.7	15	0	7	136	19.4	26	0
Career	61	0	159	61	1,483	11.9	55	0	65	1,541	23.7	59	0

TITANS ON THE AIR

Regular season TV and radio schedule of Titans-related programming in Nashville (all times central)*:

Television:

Titans All Access Fridays 9:30-10 p.m., CW-Ch. 58
 Saturdays 2:30-3 p.m., MyTV-Ch. 30
 Saturdays 9:30-10 p.m., FOX-Ch. 17
Titans on 2 with Jeff Fisher Tuesdays 7-8 p.m., WKRN-Ch. 2

Titans Radio (gameday times listed are for noon Sunday kickoff):

The Jeff Fisher Show Tuesdays 6-7 p.m., 103.3-FM WKDF
Countdown to Kickoff Sundays 9:30 a.m., 103.3-FM WKDF
Titans Countdown Sundays 11 a.m., 103.3-FM WKDF*
Postgame Report Sundays 3 p.m., 103.3-FM WKDF*
Titans Talkback Sundays 4 p.m., 103.3-FM WKDF

* Check listings for Titans Radio affiliates outside of the Nashville market.

TITANS RADIO AFFILIATES

TITANS RADIO FLAGSHIP

Nashville TN WKDF FM 103.3

TENNESSEE

Ashland City TN WQSV AM 790
 Camden TN WFWL AM 1220
 Camden TN WRJB FM 95.9
 Carthage TN WUCZ FM 104.1
 Centerville TN WNKX FM 96.7
 Centerville TN WNKX AM 1570
 Chattanooga TN WGOW AM 1150
 Chattanooga TN WGOW FM 102.3
 Clarksville TN WJZM AM 1400
 Cleveland TN WCLE FM 104.1
 Columbia TN WMCP AM 1280
 Cookeville TN WBXE FM 93.7
 Crossville TN WPBX FM 99.3
 Dickson TN WDKN AM 1260
 Dyersburg TN WASL FM 100.1
 Fayetteville TN WYTM FM 105.5
 Franklin TN WAKM AM 950
 Jackson TN WZDQ FM 102.3
 Knoxville TN WNOX FM 100.3
 La Follette TN WQLA FM 104.9
 Lawrenceburg TN WDXE AM 1370
 Lawrenceburg TN WDXE FM 106.7
 Lebanon TN WANT FM 98.9
 Lebanon TN WCOR AM 1490
 Lewisburg TN WAXO AM 1220
 Manchester TN WMSR AM 1320
 Martin TN WCMT FM 101.3
 Martin TN WCMT AM 1410
 McKenzie TN WHDM AM 1440
 McMinnville TN WOWC FM 105.3
 Memphis TN WXMV FM 98.1
 Morristown TN WCRK AM 1150
 Nashville TN WKDF FM 103.3
 Paris TN WMUF AM 1000
 Paris TN WMUF FM 104.7

Parsons TN WKJQ FM 97.3
 Portland TN WQKR AM 1270
 Pulaski TN WKSJ FM 98.3
 Shelbyville TN WZNG AM 1400
 Tri Cities TN WXSM AM 640
 Union City TN WQAK FM 105.7
 Waverly TN WQMV AM 1060
 Winchester TN WCDT AM 1340

ALABAMA

Arab AL WAFN FM 92.7
 Birmingham AL WJOX FM 94.5
 Florence AL WQLT FM 107.3
 Huntsville AL WUMP FM 103.9
 Huntsville AL WUMP AM 730
 Huntsville AL WVNN FM 92.5
 Huntsville AL WVNN AM 770
 Scottsboro AL WWIC AM 1050

KENTUCKY

Bowling Green KY WPTQ FM 103.7
 Bowling Green KY WWKU AM 1450
 Cadiz KY WKDZ FM 106.5
 Calvert City KY WCKK FM 95.7
 Campbellsville KY WTCO AM 1450
 Elizabethtown KY WIEL AM 1400
 Henderson KY WSON AM 860
 Leitchfield KY WMTL AM 870
 Leitchfield KY WKHG FM 104.9
 Madisonville KY WWKY FM 97.7
 Mayfield KY WNGO AM 1320
 Murray KY WFGS FM 103.7
 Paducah KY WKYX AM 570
 Paducah KY WPAD AM 1560
 Princeton KY WAVJ FM 104.9

MISSISSIPPI

Jackson MS WPBQ AM 1240

TITANS ALL ACCESS

Titans All Access, the team's official magazine-style TV show, returns for its seventh season in 2009. The 30-minute program is co-hosted by "The Voice of the Titans" and seven-time Tennessee Sports-caster of the Year **Mike Keith** along with Titans general manager **Mike Reinfeldt**.

The show brings Titans fans on- and off-the-field stories about the team, "wired for sound" features with players and coaches, one-on-one chats with Keith and team members, and exclusive weekly insight from Reinfeldt.

Titans All Access airs across the Mid-South. The show is produced by Nashville's Fox 17 and is broadcast on the station each Saturday night at 9:30 p.m. It also airs in Nashville on CW 58 Fridays at 9:30 p.m. and on MyTV 30 Saturday afternoons immediately following SEC Football (approximately 2:30 pm). It also airs in the Birmingham, Chattanooga, Huntsville, Jackson, Knoxville, Memphis, Paducah and Tri-Cities areas. See the listings below for "Titans All Access" affiliates in other markets.

**TITANS ALL ACCESS AFFILIATES AND BROADCAST TIMES*:****Nashville**

• FOX 17 Sat., 9:30 p.m. CDT
 • MyTV 30 Sat., 2:30 p.m. CDT (after SEC football)
 • CW 58 Fri., 9:30 p.m. CDT

Birmingham

• MyTV 68 Sat., 10 p.m. CDT

Chattanooga

• CBS 12 Sat., 11:30 p.m. EDT

Huntsville

• FOX 54 Sat., 6:30 p.m. CDT

Jackson

• E+ TV 6 Fri., 10 p.m. CDT
 Sat., 12 p.m. CDT
 Sat., 5 p.m. CDT
 Sun., 11 a.m. CDT

Knoxville

• CBS 8 Sat., 11:35 p.m. EDT
 • MyVLT 2 (to be determined)

Memphis

• MyTV 50 Sat., 5 p.m. CDT

Paducah

• MyTV 49 Sat., 9:30 a.m. CDT

Tri-Cities

• FOX 39 Sun., 11:30 a.m. EDT

* Times subject to change

Visit TitansOnline.com for updated listings.



Mike Reinfeldt (right), shown here with NFL Commissioner Roger Goodell (left), appears every week on *Titans All Access*.

THIS WEEK'S MEDIA CALENDAR

13 Tuesday	14 Wednesday	15 Thursday	16 Friday	17 Saturday	18 Sunday	19 Monday
No Media Access Players' day off	Practice - 12:00 p.m. Jeff Fisher available, locker room open following practice Conference Calls 9:45 a.m. CT - Jeff Fisher with New England media TBA - Chris Johnson with New England media 10:15 a.m. CT - Bill Belichick with Tennessee media 10:30 a.m. CT - Jerod Mayo with Tennessee media	Practice - 12:00 p.m. Jeff Fisher available, locker room open following practice	Practice - 11:30 a.m. Jeff Fisher available, locker room open following practice	No Media Access	Titans at Patriots 3:15 p.m. CT Gillette Stadium	Jeff Fisher Press Conference 3:00 p.m. CT

TELEVISION RATINGS

REGULAR SEASON TV RATINGS IN THE NASHVILLE MARKET

Date/Opponent	Day/Time	Network	Rating/Share	Rank
9/10 at Pit	Thu. 7:30 p.m.	NBC	40.1/56	1
9/20 vs. Hou	Sun. noon	CBS	27.3/52	1
9/27 at NYJ	Sun. noon	CBS	26.0/47	1
10/4 at Jax	Sun. noon	CBS	25.7/44	1
10/11 vs. Ind	Sun. 7:20 p.m.	NBC	TBA	
2009 Regular Season Average			29.8/50	
2008 Regular Season Average			32.4/55	
2007 Regular Season Average			28.6/49	
2006 Regular Season Average			23.0/42	
2005 Regular Season Average			21.8/42	

2009 PRESEASON

Date/Opponent	Day/Time	Network	Rating/Share
8/9 vs. Buf.	Sun. 7 p.m.	NBC	27.1/39
8/15 vs. T.B.	Sat. 7 p.m.	WKRN	17.5/29
8/21 at Dal.	Fri. 7 p.m.	FOX	19.5/30
8/29 at Cle.	Sat. 6:30 p.m.	WKRN	16.4/28
9/3 vs. G.B.	Thu. 7 p.m.	WKRN	20.8/32
Preseason Average			20.3*/32

* Ranked fourth during the preseason among all NFL teams in local markets



The Titans-Steelers Kickoff special scored a rating of 40.1 in Nashville.

MEDIA CONTACT INFO

Site Address:

Baptist Sports Park
460 Great Circle Road
Nashville, TN 37228

Media-Only Website/Credential Application:

media.titansonline.com (username and password available through Titans media relations)

Phone:

(615) 565-4000 (main)
(615) 565-4100 (media relations)
(615) 565-4190 (fan training camp hotline)
(615) 565-4140 (community relations hotline)
(615) 565-4105 (media relations fax)

Media Relations Staff:

Director of Media Relations -
Robbie Bohren (615) 565-4101
rbohren@titans.nfl.com
Assistant Director of Media Relations -
Dwight Spradlin (615) 565-4102
dspradlin@titans.nfl.com
Media Relations Assistant -
Jared Puffer (615) 565-4107
jpuffer@titans.nfl.com
Media Relations Season Intern -
Dan Beckler (615) 565-4103
dbeckler@titans.nfl.com
Director of Internet and Publications -
Gary Glenn (615) 565-4058
gglenn@titans.nfl.com
Internet Coordinator -
Jeff Harding (615) 565-4065
jharding@titans.nfl.com

TITANS OFFENSIVE AND DEFENSIVE RANKINGS BY THE WEEK

Offensive rankings in 2009 by the week based on yardage, followed by yearly rankings since 1999:

2009 Week	Opp.	NFL Offense			AFC Offense		
		Tot	Rush	Pass	Tot	Rush	Pass
1	at Pit	11	13	12	5	6T	5
2	Hou	7	4	16	3	2	8
3	at NYJ	11	6	20	6	4	9
4	at Jax	11	8	15	7	4	8
5	Ind	16	8	21	8	5	10
6	at NE						
7	Bye						
8	Jax						
9	at SF						
10	Buf						
11	at Hou						
12	Ari						
13	at Ind						
14	StL						
15	Mia						
16	SD						
17	Sea						

Final yearly team rankings:

Titans in 2008	21	7	27	10	3	12
Titans in 2007	21	5	27	10	3	14
Titans in 2006	27	5	30	12	3	15
Titans in 2005	17	23	9	10	12	5
Titans in 2004	11	14	10	6	10	5
Titans in 2003	8	26	5	4	14	3
Titans in 2002	17	11	20	9	7	11
Titans in 2001	8	12	8T	5	8	4
Titans in 2000	14	7	16	8	6	8
Titans in 1999	13	13	13T	6	9	5T

Defensive rankings in 2009 by the week based on yardage, followed by yearly rankings since 1999:

2009 Week	Opp.	NFL Defense			AFC Defense		
		Tot	Rush	Pass	Tot	Rush	Pass
1	at Pit	21	4	26	9	2	12
2	Hou	26	2	32	14	2	16
3	at NYJ	19	2	28	10	2	15
4	at Jax	22	7	31T	10	5	15T
5	Ind	23T	4	31	10T	3	16
6	at NE						
7	Bye						
8	Jax						
9	at SF						
10	Buf						
11	at Hou						
12	Ari						
13	at Ind						
14	StL						
15	Mia						
16	SD						
17	Sea						

Final yearly team rankings:

Titans in 2008	7	6	9	3	3	4
Titans in 2007	5	5	10	4	3	9
Titans in 2006	32	30	27	16	15	15
Titans in 2005	19	22	17	10	11	7
Titans in 2004	27	18	26	13	11	12
Titans in 2003	12	1	30	9	1	15
Titans in 2002	10	2	25	5	2	13
Titans in 2001	25	5	31	15	3	16
Titans in 2000	1	3	1	1	2	1
Titans in 1999	17	10	25	12	6	15

2009 TITANS ROSTER BY EXPERIENCE

Underline - Started six or more games for Titans in 2008.

		8TH YEAR		4TH YEAR		1ST YEAR	
		<u>Chris Hope</u>	S	<u>Cortland Finnegan</u>	CB	Cary Williams	CB
		<u>David Thornton</u>	LB	<u>Ahmad Hall</u>	FB		
				<u>Stephen Tulloch</u>	LB	ROOKIE DRAFT PICKS	
16TH YEAR				Kevin Vickerson	DT	Kenny Britt	WR
Craig Hentrich (IR)	P/K			LenDale White	RB	Jared Cook	TE
<u>Kevin Mawae</u>	C	7TH YEAR		Vince Young	QB	Dominique Edison	WR
		Ken Amato	LB/LS			Troy Kropog	T/G
		<u>Justin Gage</u>	WR			Sen'Derrick Marks	DT
		Donnie Nickey	S	3RD YEAR		Jason McCourty	CB
15TH YEAR				Jacob Ford	DE	Gerald McRath	LB
<u>Kerry Collins</u>	QB	6TH YEAR		<u>Michael Griffin</u>	S	Ryan Mouton	CB
		<u>Eugene Amano</u>	G/C	Leroy Harris	G/C	Javon Ringer	RB
11TH YEAR		Mark Jones	WR/KR	Reggie Hodges	P		
<u>Jevon Kearse</u>	DE	<u>Jake Scott</u>	G			ROOKIE FREE AGENTS	
						None	
10TH YEAR		5TH YEAR		2ND YEAR		as of Oct. 12, 2009	
<u>Keith Bulluck</u>	LB	Dave Ball	DE	Colin Allred	LB		
		Rob Bironas	K	Lavelle Hawkins	WR		
9TH YEAR		<u>Tony Brown</u>	DT	William Hayes	DE		
<u>Alge Crumpler</u>	TE	Vincent Fuller	S	<u>Chris Johnson</u>	RB		
Nick Harper	CB	Jovan Haye	DT	Jason Jones	DT		
Kevin Kaesviharn	S	<u>Michael Roos</u>	T	Stanford Keglar	LB		
<u>Kyle Vanden Bosch</u>	DE	<u>Bo Scaife</u>	TE	Mike Otto	T		
		<u>David Stewart</u>	T	Craig Stevens	TE		
		Nate Washington	WR				

2009 TITANS TRANSACTIONS

January 5	DT KEVIN VICKERSON rejoins team after four-game suspension; Waived DT AMON GORDON	July 7	Waived CB CHRISTIAN MORTON and WR CRAPHONSO THORPE
January 6	Signed free agent WR CRAPHONSO THORPE to a future contract	July 10	Signed third-round draft choice TE JARED COOK and fourth-round draft choice T/G TROY KROPOG
January 7	Signed free agent T PETE CLIFFORD to a future contract	July 22	Signed fifth-round draft choice RB JAVON RINGER
January 8	Signed free agent CB CHRISTIAN MORTON to a future contract	July 29	Signed second-round draft choice DT SEN'DERRICK MARKS ; Waived DT DERRICK JONES and G RYAN SCHMIDT
January 12	Signed free agents DE CHARLES BENNETT , C/G DOUG DATISH , CB TANARD DAVIS , DT DERRICK JONES , TE MATTHEW MULLIGAN , C JASON MURPHY and C/G FERNANDO VELASCO to future contracts	July 31	Declared C KEVIN MAWAE Physically Unable to Perform
		August 2	Signed first-round draft choice WR KENNY BRITT and declared him Physically Unable to Perform
January 14	Signed free agent DE LARRY BIRDINE to a future contract	August 7	Moved WR KENNY BRITT from Physically Unable to Perform to active roster
January 23	Signed free agent DT LaJUAN RAMSEY to a future contract	August 11	Waived CB JEREMY HAYNES and QB ALEX MORTENSEN ; signed free agent LB ROCKY BOIMAN and LB TYSON SMITH
February 19	Designated TE BO SCAIFE as the Franchise Player	August 24	Waived injured C DOUG DATISH and WR CHRIS DAVIS
February 27	Signed unrestricted free agent QB KERRY COLLINS	August 25	Moved C KEVIN MAWAE from Physically Unable to Perform to active roster; signed free agent C MATT LEHR
March 2	Signed unrestricted free agents S VINCENT FULLER , DT JOVAN HAYE and WR NATE WASHINGTON	September 1	Terminated vested veteran C MATT LEHR ; waived WR DUDLEY GUICE , RB RAFAEL LITTLE and LB TYSON SMITH
March 4	Signed exclusive rights free agent LB COLIN ALLRED	September 5	Terminated vested veterans LB ROCKY BOIMAN , FB CASEY CRAMER , CB DeMARCUS FAGGINS , LB RYAN FOWLER , WR MARK JONES , T CORY LEKERKERKER and LB JOSH STAMER ; Waived DE LARRY BIRDINE , CB TANARD DAVIS , G RYAN DURAND , RB RODNEY FERGUSON , DB TUFF HARRIS , DT MITCH KING , WR PHILLIP MORRIS , TE MATTHEW MULLIGAN , C JASON MURPHY , DT LaJUAN RAMSEY , S NICK SCHOMMER , P A.J. TRAPASSO , C FERNANDO VELASCO and WR PAUL WILLIAMS ; Waived injured RB QUINTON GANTHER
March 6	Signed unrestricted free agent P CRAIG HENTRICH	September 6	Signed G RYAN DURAND , FB RODNEY FERGUSON , DT MITCH KING , WR PHILLIP MORRIS , S NICK SCHOMMER , C/G FERNANDO VELASCO and WR PAUL WILLIAMS to the practice squad
March 20	Signed unrestricted free agent WR MARK JONES	September 7	Signed LB MIKE RIVERA to the practice squad
April 2	Signed unrestricted free agent CB DeMARCUS FAGGINS	September 23	Waived CB CARY WILLIAMS ; signed free agent P REGGIE HODGES ; placed DT MITCH KING on practice squad injured; signed P A.J. TRAPASSO to the practice squad
April 6	Signed unrestricted free agent QB PATRICK RAMSEY	September 29	Placed P CRAIG HENTRICH on injured reserve; waived RB CHRIS HENRY ; signed free agent WR MARK JONES and S KEVIN KAESVIHARN ; released RB RODNEY FERGUSON from the practice squad; signed CB CARY WILLIAMS to the practice squad
April 25	Drafted WR KENNY BRITT (first round, 30th overall) and DT SEN'DERRICK MARKS (second round, 62nd overall)	October 3	Terminated vested veteran QB PATRICK RAMSEY ; signed CB CARY WILLIAMS from practice squad to the active roster
April 26	Traded 2010 second round pick to the New England Patriots for 2009 third round selection (89th overall); Drafted TE JARED COOK (third round, 89th overall), CB RYAN MOUTON (third round, 94th overall), LB GERALD McRATH (fourth round, 130th overall), T/G TROY KROPOG (fourth round, 135th overall), RB JAVON RINGER (fifth round, 173rd overall), CB JASON McCOURTY (sixth round, 203rd overall), WR DOMINIQUE EDISON (sixth round, 206th overall), G RYAN DURAND (seventh round, 239th overall), S NICK SCHOMMER (seventh round, 242nd overall)	October 8	Signed RB LANCE BALL to the practice squad
April 28	Signed TE BO SCAIFE as franchise player		
April 30	Signed the following undrafted free agents: RB RODNEY FERGUSON , WR DUDLEY GUICE , CB JEREMY HAYNES , DT MITCH KING , WR PHILLIP MORRIS , QB ALEX MORTENSEN , G RYAN SCHMIDT , P A.J. TRAPASSO		
June 9	Signed seventh-round draft choice S NICK SCHOMMER		
June 12	Waived DE CHARLES BENNETT , T PETE CLIFFORD and DT ULRICH WINKLER		
June 23	Signed free agent T CORY LEKERKERKER		
June 24	Signed seventh-round draft choice G RYAN DURAND		
June 25	Signed sixth-round draft choice CB JASON McCOURTY		
June 26	Signed sixth-round draft choice WR DOMINIQUE EDISON		
July 6	Signed third-round draft choice CB RYAN MOUTON and fourth-round draft choice LB GERALD McRATH		

2009 TENNESSEE TITANS PARTICIPATION CHART

Player	9/10	9/20	9/27	10/4	10/11	10/18	11/1	11/8	11/15	11/23	11/29	12/6	12/13	12/20	12/25	1/3	Season Totals			
	@Pit	Hou	@NYJ	@Jax	Ind	@NE	Jax	@SF	Buf	@Hou	Ari	@Ind	StL	Mia	SD	@Sea	GP	GS	DNP	IA
Allred, Colin	P	P	P	P	IA												4	0	0	1
Amano, Eugene	LG	LG	P	LG	LG												5	4	0	0
Amato, Ken	P	P	P	P	P												5	0	0	0
Ball, Dave	IA	P	IA	IA	P												2	0	0	3
Bironas, Rob	P	P	P	P	P												5	0	0	0
Britt, Kenny	P	P	P	P	P												5	0	0	0
Brown, Tony	RDT	RDT	RDT	RDT	RDT												5	5	0	0
Bulluck, Keith	RLB	RLB	RLB	RLB	RLB												5	5	0	0
Collins, Kerry	QB	QB	QB	QB	QB												5	5	0	0
Cook, Jared	IA	P	P	P	P												4	0	0	1
Crumpler, Alge	TE	TE	TE	TE	P												5	4	0	0
Durand, Ryan	PS	PS	PS	PS	PS												0	0	0	0
Edison, Dominique	DNP	P	P	IA	IA												2	0	1	2
Ferguson II, Rodney	PS	PS	PS	X	X												0	0	0	0
Finnegan, Cortland	RCB	RCB	RCB	IA	IA												3	3	0	2
Ford, Jacob	P	IA	P	P	P												4	0	0	1
Fuller, Vincent	P	P	P	IA	IA												3	0	0	2
Gage, Justin	WR	WR	WR	WR	WR												5	5	0	0
Griffin, Michael	FS	FS	FS	FS	FS												5	5	0	0
Hall, Ahmard	FB	P	P	FB	FB												5	3	0	0
Harper, Nick	LCB	LCB	LCB	LCB	LCB												5	5	0	0
Harris, Leroy	P	P	LG	P	P												5	1	0	0
Hawkins, Lavelle	IA	IA	IA	IA	IA												0	0	0	5
Haye, Jovan	LDT	LDT	LDT	LDT	LDT												5	5	0	0
Hayes, William	P	P	P	P	LDE												5	1	0	0
Henry, Chris	IA	P	P	X	X												2	0	0	1
Hentrich, Craig	P	P	IA	IR	IR												2	0	0	1
Hodges, Reggie	X	X	P	P	P												3	0	0	0
Hope, Chris	SS	SS	SS	SS	SS												5	5	0	0
Johnson, Chris	RB	RB	RB	RB	RB												5	5	0	0
Jones, Jason	P	P	P	IA	IA												3	0	0	2
Kaesviharn, Kevin	X	X	X	P	P															
Kearse, Jevon	LDE	LDE	LDE	LDE	IA												4	4	0	1
Keglar, Stanford	P	P	IA	IA	P												3	0	0	2
King, Mitch	PS	PS	PS	PS	PS												0	0	0	0
Kropog, Troy	IA	IA	IA	IA	IA												0	0	0	5
Marks, Sen'Derrick	IA	IA	IA	P	P												2	0	0	3
Mawae, Kevin	C	C	C	C	C												5	5	0	0
McCourty, Jason	P	P	P	RCB	RCB												5	2	0	0
McRath, Gerald	P	P	P	P	P												5	0	0	0
Morris, Phillip	PS	PS	PS	PS	PS												0	0	0	0
Mouton, Ryan	IA	P	P	DB	P												4	1	0	1
Nickey, Donnie	P	P	P	P	FS												5	1	0	0
Otto, Mike	P	P	P	P	P												5	0	0	0
Ramsey, Patrick	IA	IA	DNP	X	X												0	0	1	2
Ringer, Javon	P	P	DNP	P	P												4	0	1	0
Rivera, Mike	PS	PS	PS	PS	PS												0	0	0	0
Roos, Michael	LT	LT	LT	LT	LT												5	5	0	0
Scaife, Bo	TE	IA	IA	P	TE												3	2	0	2
Schommer, Nick	PS	PS	PS	PS	PS												0	0	0	0
Scott, Jake	RG	RG	RG	RG	RG												5	5	0	0
Stevens, Craig	P	TE	TE	P	P												5	2	0	0
Stewart, David	RT	RT	RT	RT	RT												5	5	0	0
Thornton, David	LLB	LLB	LLB	LLB	LLB												5	5	0	0
Tulloch, Stephen	MLB	MLB	MLB	P	MLB												5	4	0	0
Vanden Bosch, Kyle	RDE	RDE	RDE	RDE	RDE												5	5	0	0
Velasco, Fernando	PS	PS	PS	PS	PS												0	0	0	0
Vickerson, Kevin	P	IA	P	P	P												4	0	0	1
Washington, Nate	P	WR	WR	WR	WR												5	4	0	0
White, LenDale	P	P	P	P	P												5	0	0	0
Williams, Cary	P	IA	X	P	P												3	0	0	1
Williams, Paul	PS	PS	PS	PS	PS												0	0	0	0
Young, Vince	DNP	DNP	IA	DNP	P												1	0	3	1

Starters indicated by position (QB, RB, MLB, etc.); P = played but did not start; DNP = active but did not play; IA = inactive for game; PS = practice squad; X = not on roster; IR = injured reserve; SUS = reserve/suspended; NFI = non-football injury; PUP = physically unable to perform

HOW THE 2009 TITANS WERE BUILT

YEAR	DRAFTEES (31)	FREE AGENTS (22)	TRADES/WAIVERS (0)
2009	WR Kenny Britt (1) DT Se'Derrick Marks (2) TE Jared Cook (3a) CB Ryan Mouton (3b) LB Gerald McRath (4a) T/G Troy Kropog (4b) RB Javon Ringer (5) CB Jason McCourty (6a) WR Dominique Edison (6b)	WR Nate Washington (UFA-PIT) DT Jovan Haye (UFA-TB) P Reggie Hodges (FA) WR Mark Jones (FA) S Kevin Kaesviharn (FA)	
2008	RB Chris Johnson (1) DT Jason Jones (2) TE Craig Stevens (3) DE William Hayes (4a) WR Lavelle Hawkins (4b) LB Stanford Keglari (4c) CB Cary Williams (7)	DE Dave Ball (FA) TE Alge Crumpler (FA) DE Jevon Kearse (FA) G Jake Scott (UFA-IND)	
2007	DB Michael Griffin (1) G/C Leroy Harris (4a) DE Jacob Ford (6b) T Mike Otto (7)	CB Nick Harper (UFA-IND) WR Justin Gage (UFA-CHI) DT Kevin Vickerson (FA) LB Colin Allred (FA)	
2006	QB Vince Young (1) RB LenDale White (2) LB Stephen Tulloch (4b) CB Cortland Finnegan (7a)	FB Ahmard Hall (FA) QB Kerry Collins (UFA-OAK) LB David Thornton (UFA-IND) C Kevin Mawae (UFA-NYJ) S Chris Hope (UFA-PIT) DT Tony Brown (FA)	
2005	T Michael Roos (2) S Vincent Fuller (4a) T David Stewart (4b) TE Bo Scaife (6)	DE Kyle Vanden Bosch (UFA-AZ) K Rob Bironas (FA)	
2004	G/C Eugene Amano (7b)		
2003	S Donnie Nicky (5)	LS/LB Ken Amato (FA)	
2000	LB Keith Bulluck (1)		

As of Oct. 12, 2009

2009 TITANS REGULAR SEASON STATISTICS

Won 0, Lost 5

Date	W-L	Score	OT	Opponent	Attendance
09/10	L	10-13	OT	at Pittsburgh	65,110*
09/20	L	31-34		Houston	69,143*
09/27	L	17-24		at New York Jets	75,863*
10/04	L	17-37		at Jacksonville	49,014
10/11	L	9-31		Indianapolis	69,143*
10/18				at New England	
11/01				Jacksonville	
11/08				at San Francisco	
11/15				Buffalo	
11/23				at Houston	
11/29				Arizona	
12/06				at Indianapolis	
12/13				St. Louis	
12/20				Miami	
12/25				San Diego	
01/03				at Seattle	

* Sellout

Statistic	Tenn.	Opp.
Total First Downs	85	101
Rushing	24	22
Passing	55	72
Penalty	6	7
3rd Down: Made/Att	26/68	27/73
3rd Down Pct.	38.2	37.0
4th Down: Made/Att	1/6	3/3
4th Down Pct.	16.7	100.0
Possession Avg.	26:23	33:37
Total Net Yards	1679	1815
Avg. Per Game	335.8	363.0
Total Plays	314	338
Avg. Per Play	5.3	5.4
Net Yards Rushing	638	377
Avg. Per Game	127.6	75.4
Total Rushes	120	136
Net Yards Passing	1041	1438
Avg. Per Game	208.2	287.6
Sacked/Yards Lost	6/37	9/85
Gross Yards	1078	1523
Att./Completions	188/106	193/138
Completion Pct.	56.4	71.5
Had Intercepted	7	4
Punts/Average	26/43.2	29/44.1
Net Punting Avg.	26/37.2	29/38.8
Penalties/Yards	31/264	26/203
Fumbles/Ball Lost	9/6	7/4
Touchdowns	9	16
Rushing	4	3
Passing	5	13
Returns	0	0

Score By Periods	Q1	Q2	Q3	Q4	OT	PTS
Team	20	33	20	11	0	84
Opponents	38	55	24	19	3	139

Scoring	TD	Rush	Rec	Ret	K-PAT	FG	S	PTS
Bironas	0	0	0	0	7/7	7/9	0	28
Johnson	3	2	1	0			0	20
Washington	3	0	3	0			0	18
Collins	1	1	0	0			0	6
Gage	1	0	1	0			0	6
White	1	1	0	0			0	6
Team	9	4	5	0	7/7	7/9	0	84
Opponents	16	3	13	0	16/16	9/10	0	139

2-Pt. Conversions: Johnson, Team 1-2, Opponents 0-0

Sacks: Brown 2, Ford 1.5, Hayes 1.5, J. Jones 1, Kearse 1, Tulloch 1, (group) 1, Team 9, Opponents 6

FUM/Lost: Mouton 4/2, Collins 1/1, Crumpler 1/1, Finnegan 1/0, Johnson 1/1, Scaife 1/1

Opponent Fumble Recoveries: S. Tulloch 1, J. Kearse 1, M. Griffin 1 Total: 3

Rushing	No.	Yds	Avg	Long	TD
Johnson	78	468	6.0	91t	2
White	33	133	4.0	11	1
Collins	7	17	2.4	10t	1
Washington	1	14	14.0	14	0
Young	1	6	6.0	6	0
Team	120	638	5.3	91t	4
Opponents	136	377	2.8	16	3

Receiving	No.	Yds	Avg	Long	TD
Britt	19	289	15.2	57	0
Washington	17	172	10.1	23	3
Crumpler	16	127	7.9	27	0
Johnson	16	126	7.9	69t	1
Gage	15	164	10.9	20	1
Scaife	12	118	9.8	20	0
Cook	5	38	7.6	11	0
Hall	3	23	7.7	12	0
White	2	12	6.0	7	0
M. Jones	1	9	9.0	9	0
Team	106	1078	10.2	69t	5
Opponents	138	1523	11.0	72t	13

Interceptions	No.	Yds	Avg	Long	TD
Finnegan	1	80	80.0	80	0
Hope	1	24	24.0	24	0
Bulluck	1	23	23.0	23	0
Fuller	1	0	0.0	0	0
Team	4	127	31.8	80	0
Opponents	7	65	9.3	22	0

Punting	No.	Yds	Avg	Net	TB	In	Lg	B
Hodges	16	660	41.3	33.2	2	1	50	0
Hentrich	9	422	46.9	44.1	0	3	60	0
Bironas	1	40	40.0	40.0	0	0	40	0
Team	26	1122	43.2	37.2	2	4	60	0
Opponents	29	1278	44.1	38.8	4	9	62	0

Punt Returns	Ret	FC	Yds	Avg	Long	TD
Mouton	6	3	37	6.2	15	0
Finnegan	4	1	14	3.5	11	0
M. Jones	3	2	23	7.7	15	0
Team	13	6	74	5.7	15	0
Opponents	11	9	114	10.4	37	0

Kickoff Returns	No.	Yds	Avg	Long	TD
Ringer	9	181	20.1	25	0
M. Jones	7	136	19.4	26	0
McCourty	3	72	24.0	27	0
Mouton	1	14	14.0	14	0
Stevens	1	14	14.0	14	0
Team	21	417	19.9	27	0
Opponents	17	395	23.2	42	0

Field Goals	1-19	20-29	30-39	40-49	50+
Bironas	0/0	1/1	1/3	5/5	0/0
Team	0/0	1/1	1/3	5/5	0/0
Opponents	0/0	3/3	5/5	0/0	1/2

Bironas: (37N,31B,45G)(40G)(38G)(29G)(49G,43G, 46G)

Opponents: (32G,33G)(38G,23G)(30G)(22G,50G, 55N,33G)(23G)

Passing	Att	Cmp	Yds	Cmp%	Yds/Att	TD	TD%	Int	Int%	Long	Sack/Lost	Rating
Collins	185	106	1078	57.3	5.83	5	2.7	7	3.8	69t	6/37	67.4
Young	3	0	0	0.0	0.00	0	0.0	0	0.0	---	0/0	39.6
Team	188	106	1078	56.4	5.73	5	2.7	7	3.7	69t	6/37	66.3
Opponents	193	138	1523	71.5	7.89	13	6.7	4	2.1	72t	9/85	108.4

2009 TITANS REGULAR SEASON DEFENSIVE STATISTICS

PLAYER	TACKLES			SACKS		QBPs	TFL	INTERCEPTIONS					FUMBLES		
	Tot	Solo	Asst	Sk	Yds			No	Yds	Lg	TD	PD	FF	FR	Yds
Tulloch, Stephen	45	31	14	1.0	7	0	2	0	0	0	0	1	0	1	0
Bulluck, Keith	44	30	14	0.0	0	0	1	1	23	23	0	1	0	0	0
Harper, Nick	34	29	5	0.0	0	1	0	0	0	0	0	2	0	0	0
Griffin, Michael	33	18	15	0.0	0	1	0	0	0	0	0	2	1	1	0
Hope, Chris	33	28	5	0.0	0	1	0	1	24	24	0	3	0	0	0
Thornton, David	30	25	5	0.0	0	0	2	0	0	0	0	0	0	0	0
Hayes, William	26	15	11	1.5	15	6	3	0	0	0	0	0	0	0	0
Vanden Bosch, Kyle	26	14	12	0.0	0	5	1	0	0	0	0	0	1	0	0
Haye, Jovan	24	14	10	0.0	0	3	1	0	0	0	0	0	0	0	0
Brown, Tony	18	10	8	2.0	18	8	2	0	0	0	0	0	2	0	0
Finnegan, Cortland	18	14	4	0.0	0	0	0	1	80	80	0	2	0	0	0
McCourt, Jason	18	13	5	0.0	0	0	0	0	0	0	0	0	0	0	0
Vickerson, Kevin	17	8	9	0.0	0	1	1	0	0	0	0	2	0	0	0
Ford, Jacob	14	8	6	1.5	13	2	1	0	0	0	0	0	0	0	0
Jones, Jason	9	6	3	1.0	19	2	2	0	0	0	0	2	0	0	0
Kearse, Jevon	9	4	5	1.0	6	3	0	0	0	0	0	0	0	1	0
Mouton, Ryan	9	5	4	0.0	0	0	1	0	0	0	0	0	0	0	0
Ball, Dave	8	4	4	0.0	0	0	0	0	0	0	0	0	0	0	0
Fuller, Vincent	6	5	1	0.0	0	0	1	1	0	0	0	1	0	0	0
Allred, Colin	2	2	0	0.0	0	0	0	0	0	0	0	0	0	0	0
Marks, Sen'Derrick	1	0	1	0.0	0	0	0	0	0	0	0	0	0	0	0
Amato, Ken	0	0	0	0.0	0	0	0	0	0	0	0	0	0	0	0
Keglar, Stanford	0	0	0	0.0	0	0	0	0	0	0	0	0	0	0	0
McRath, Gerald	0	0	0	0.0	0	0	0	0	0	0	0	0	0	0	0
Nickey, Donnie	0	0	0	0.0	0	0	0	0	0	0	0	0	0	0	0
Williams, Cary	0	0	0	0.0	0	0	0	0	0	0	0	0	0	0	0
TEAM TOTALS:	424	283	141	8.0	78	33	18	4	127	80	0	16	4	3	0

SPECIAL TEAMS STATISTICS

PLAYER	TACKLES			FUMBLES		BLOCKS		
	Tot	Solo	Asst	FF	FR	PAT	FG	PUNT
Griffin, Michael	5	3	2	0	0	0	0	0
Nickey, Donnie	5	3	2	0	0	0	0	0
Stevens, Craig	5	4	1	0	0	0	0	0
McCourt, Jason	4	2	2	0	0	0	0	0
McRath, Gerald	4	3	1	0	0	0	0	0
Williams, Cary	3	2	1	0	0	0	0	0
Jones, Mark	2	1	1	0	0	0	0	0
Mouton, Ryan	2	1	1	0	2	0	0	0
Allred, Colin	1	1	0	0	0	0	0	0
Amato, Ken	1	1	0	0	0	0	0	0
Edison, Dominique	1	1	0	0	0	0	0	0
Fuller, Vincent	1	0	1	0	0	0	0	0
Hope, Chris	1	1	0	0	0	0	0	0
Kaesviharn, Kevin	1	1	0	0	0	0	0	0
Keglar, Stanford	1	1	0	0	0	0	0	0
Ringer, Javon	1	1	0	0	0	0	0	0
Tulloch, Stephen	1	1	0	0	0	0	0	0
Finnegan, Cortland	0	0	0	0	1	0	0	0
TEAM TOTALS:	39	27	12	0	3	0	0	0

MISCELLANEOUS STATISTICS

PLAYER	TACKLES			FUMBLES	
	Tot	Solo	Asst	FF	FR
Hall, Ahmard	2	2	0	0	0
Johnson, Chris	2	2	0	0	0
Collins, Kerry	1	1	0	0	0
Cook, Jared	1	1	0	0	0
Gage, Justin	1	1	0	0	0
Roos, Michael	1	1	0	0	0
Washington, Nate	1	1	0	0	0
TEAM TOTALS:	9	9	0	0	0

Legend:

Tot	Total Tackles	Int	Interceptions
Solo	Unassisted Tackles	Yds	Interception Return Yards
Asst	Assisted Tackles	TD	Interceptions Return Touchdowns
Sk	Quarterback Sacks	PD	Passes Defensed
Yds	Yards Lost on Sack	FF	Forced Fumble
QBPs	Quarterback Pressures	FR	Fumble Recoveries
TFL	Tackles for Loss	Yds	Yards on Fumble Returns

THE LAST TIME, REGULAR SEASON ...

KICKOFF RETURNED FOR TOUCHDOWN

By Titans—Derrick Mason at Cincinnati (101 yards), 11/18/01
By Opponents—Alvis Whitted, Jacksonville (98 yards), 12/26/99

PUNT RETURNED FOR TOUCHDOWN

By Titans—Pacman Jones vs. New England (81 yards), 12/31/06
By Opponents—Glenn Martinez at Denver (80 yards), 11/19/07

INTERCEPTION RETURNED FOR TOUCHDOWN

By Titans—Michael Griffin (83 yards) vs. Pittsburgh, 12/21/08
By Opponents—Scott Starks (55 yards), at Jacksonville, 11/5/06

FUMBLE RETURNED FOR TOUCHDOWN

By Titans—Cortland Finnegan (92 yards) vs. Jacksonville, 12/17/06
By Opponents—Jamey Richard (recovered in end zone), at Indianapolis, 12/28/08

FIELD GOAL BLOCKED

By Titans—Jason Jones at Chicago (Robbie Gould), 11/9/08
By Opponents—Aaron Smith, at Pittsburgh (Rob Bironas), 9/10/09

FIELD GOAL BLOCKED AND RETURNED FOR TD

By Titans—Donald Mitchell (69 yards) at Detroit (Jason Hanson's FG blocked by Henry Ford), 10/21/01
By Opponents—Rob Morris (68 yards), at Indianapolis (Gary Anderson's FG blocked by Montae Reagor), 12/5/04

PUNT BLOCKED

By Titans—Keith Bulluck at Cincinnati (Kyle Larson), 9/14/08
By Opponents—Ed Reed, at Baltimore (Craig Hentrich), 11/24/02

PUNT BLOCKED AND RETURN FOR TD

By Titans—Keith Bulluck at Cincinnati, 9/14/08 (Kyle Larson's punt blocked by Bulluck and recovered in end zone by Bulluck)
By Opponents—Ed Reed (11 yards), at Baltimore (Craig Hentrich's punt blocked by Ed Reed), 11/24/02

MISSED PAT

By Titans—Rob Bironas (wide right) at Jacksonville, 1/1/06
By Opponents—Mike Nugent (blocked by Antwan Odom), vs. N.Y. Jets, 12/23/07

TWO POINT CONVERSION MADE

By Titans—Chris Johnson run at Jacksonville, 10/4/09
By Opponents—Andre' Davis pass from Sage Rosenfels at Houston, 10/21/07

TWO POINT CONVERSION FAILED

By Titans—at Jacksonville (pass), 10/4/09
By Opponents—vs. Houston (aborted kick), 9/21/08

SAFETY SCORED

By Titans—Tony Brown and Keith Bulluck sacked Steve McNair out of bounds in end zone vs. Baltimore, 11/12/06
By Opponents—Billy Volek penalty (intentional grounding) in end zone at Oakland, 12/19/04

200 YARDS RUSHING

By Titans—Eddie George vs. Oakland (216 yards), 8/31/97
By Opponents—Corey Dillon, vs. Cincinnati (246 yards), 12/4/97

150 YARDS RUSHING

By Titans—Chris Johnson (197 yards) vs. Houston, 9/20/09
By Opponents—Ricky Williams, at Miami (172 yards), 12/24/05

100 YARDS RUSHING

By Titans—Chris Johnson (197 yards) vs. Houston, 9/20/09
By Opponents—Steve Slaton (100 yards), at Houston, 12/14/08

400 YARDS PASSING

By Titans—Billy Volek at Oakland (492 yards), 12/19/04
By Opponents—Peyton Manning, at Indianapolis (425 yards), 12/5/04

300 YARDS PASSING

By Titans—Vince Young at Denver (305 yards), 11/19/07
By Opponents—Peyton Manning, vs. Indianapolis (309 yards), 10/11/09

200 YARDS RECEIVING

By Titans—Drew Bennett vs. Kansas City (233 yards), 12/13/04
By Opponents—Andre Johnson, at Houston (207 yards), 12/14/08

150 YARDS RECEIVING

By Titans—Drew Bennett at Oakland (160 yards), 12/19/04
By Opponents—Andre Johnson, at Houston (207 yards), 12/14/08

100 YARDS RECEIVING

By Titans—Kenny Britt at Jacksonville (105 yards), 10/4/09
By Opponents—Jerricho Cotchery, at N.Y. Jets (108 yards), 9/27/09

FIVE TOUCHDOWN PASSES

By Titans—Steve McNair vs. Jacksonville, 12/26/99
By Opponents—Kerry Collins, at Oakland, 12/19/04

FOUR TOUCHDOWN PASSES

By Titans—Billy Volek at Oakland, 12/19/04
By Opponents—Matt Schaub, vs. Houston, 9/20/09

THREE TOUCHDOWN RECEPTIONS

By Titans—Drew Bennett vs. Kansas City, 12/13/04
By Opponents—Chad Johnson at Cincinnati, 11/25/07

TWO TOUCHDOWN RECEPTIONS

By Titans—Justin Gage at Jacksonville, 11/16/08
By Opponents—Austin Collie, vs. Indianapolis, 10/11/09

THREE TOUCHDOWNS RUSHING

By Titans—LenDale White at Kansas City, 10/19/08
By Opponents—Corey Dillon (4), Cincinnati, 12/4/97

TWO TOUCHDOWNS RUSHING

By Titans—Chris Johnson vs. Houston, 9/20/09
By Opponents—Leon Washington, vs. N.Y. Jets, 11/23/08

FOUR FIELD GOALS

By Titans—Rob Bironas (4) at Houston, 12/14/08
By Opponents—Rian Lindell (5), at Buffalo, 12/24/06

THREE FIELD GOALS

By Titans—Rob Bironas vs. Indianapolis, 10/11/09
By Opponents—Josh Scobee, at Jacksonville, 10/4/09

THREE INTERCEPTIONS

By Titans—Keith Bulluck (3) at New Orleans, 9/24/07
By Opponents—Rod Woodson (3), at Oakland, 9/29/02

TWO INTERCEPTIONS

By Titans—Michael Griffin vs. Pittsburgh, 12/21/08
By Opponents—D'Qwell Jackson, vs. Cleveland, 12/7/08

THREE SACKS

By Titans—Jason Jones (3.5) vs. Pittsburgh, 12/21/08
By Opponents—Warren Sapp, vs. Oakland, 10/30/05

SCORED 50 POINTS

By Titans—Oilers 58, Cleveland 14, 12/9/90
By Opponents—Titans 24, at Indianapolis 51, 12/5/04

SCORED 40 POINTS

By Titans—Titans 47, at Detroit 10, 11/27/08
By Opponents—New England 40, Titans 23, 12/31/06

WON OVERTIME GAME

By Titans—Packers 16 at Titans 19, 11/2/08
By Opponents—Titans 10 at Pittsburgh 13, 9/10/09

SHUTOUT

By Titans—Titans 31, Dallas 0, 12/25/00
By Opponents—at Indianapolis 23, Titans 0, 12/28/08

500 TOTAL NET YARDS

By Titans—at Oakland (527 yards), 12/19/04
By Opponents—at Indianapolis (567 yards), 12/5/04

400 TOTAL NET YARDS

By Titans—vs. Houston (449 yards), 9/20/09
By Opponents—at Jacksonville (442 yards), 10/4/09

2009 TENNESSEE TITANS UNOFFICIAL DEPTH CHART

OFFENSE

WR	85	Nate Washington	<u>18</u>	<u>Kenny Britt</u>	84	Mark Jones
LT	71	Michael Roos	66	Mike Otto	<u>70</u>	<u>Troy Kropog</u>
LG	54	Eugene Amano	64	Leroy Harris	66	Mike Otto
C	68	Kevin Mawae	64	Leroy Harris		
RG	73	Jake Scott	64	Leroy Harris	66	Mike Otto
RT	76	David Stewart	66	Mike Otto	<u>70</u>	<u>Troy Kropog</u>
TE	80	Bo Scaife	83	Alge Crumpler	88	Craig Stevens
					<u>89</u>	<u>Jared Cook</u>
WR	12	Justin Gage	<u>19</u>	<u>Dominique Edison</u>	87	Lavelle Hawkins
QB	5	Kerry Collins	10	Vince Young		
FB	45	Ahmard Hall				
RB	28	Chris Johnson	25	LenDale White	<u>21</u>	<u>Javon Ringer</u>

DEFENSE

LE	90	Jevon Kearse	95	William Hayes		
LT	75	Jovan Haye	91	Jason Jones	<u>94</u>	<u>Sen'Derrick Marks</u>
RT	97	Tony Brown	96	Kevin Vickerson		
RE	93	Kyle Vanden Bosch	78	Jacob Ford	98	Dave Ball
LLB	50	David Thornton	<u>51</u>	<u>Gerald McRath</u>		
MLB	55	Stephen Tulloch	56	Colin Allred	58	Ken Amato
RLB	53	Keith Bulluck	59	Stanford Keglar		
LCB	20	Nick Harper	<u>29</u>	<u>Ryan Mouton</u>		
RCB	31	Cortland Finnegan	<u>30</u>	<u>Jason McCourty</u>	41	Cary Williams
SS	24	Chris Hope	23	Donnie Nickey		
FS	33	Michael Griffin	26	Kevin Kaesviharn	22	Vincent Fuller

SPECIALISTS

K	2	Rob Bironas	3	Reggie Hodges		
KO	2	Rob Bironas	3	Reggie Hodges		
P	3	Reggie Hodges	2	Rob Bironas		
H	3	Reggie Hodges	23	Donnie Nickey		
PR	84	Mark Jones	<u>29</u>	<u>Ryan Mouton</u>	31	Cortland Finnegan
KOR	84	Mark Jones	<u>30</u>	<u>Jason McCourty</u>	<u>29</u>	<u>Ryan Mouton</u>
PC	58	Ken Amato	68	Kevin Mawae		
KC	58	Ken Amato	68	Kevin Mawae		

Rookies and first-year players are underlined

As of Oct. 12, 2009

2009 TITANS POSITIONAL ROSTER - OFFENSE

QUARTERBACKS (2)

5	Collins, Kerry	QB	6-5	245	12/30/72	15	Penn State	Lebanon, Pa.	UFA (OAK)-'06
10	Young, Vince	QB	6-5	233	5/18/83	4	Texas	Houston, Texas	D1-'06

RUNNING BACKS/FULLBACKS (4)

45	Hall, Ahmard	FB	5-10	242	11/13/79	4	Texas	Angleton, Texas	FA-'06
28	Johnson, Chris	RB	5-11	200	9/23/85	2	East Carolina	Orlando, Fla.	D1-'08
21	Ringer, Javon	RB	5-9	205	2/2/87	R	Michigan State	Dayton, Ohio	D5-'09
25	White, LenDale	RB	6-1	235	12/20/84	4	Southern California	Park Hill, Colo.	D2-'06

WIDE RECEIVERS (6)

18	Britt, Kenny	WR	6-3	218	9/19/88	R	Rutgers	Bayonne, N.J.	D1-'09
19	Edison, Dominique	WR	6-2	204	7/16/86	R	Stephen F. Austin	San Augustine, Texas	D6b-'09
12	Gage, Justin	WR	6-4	212	1/24/81	7	Missouri	Jefferson City, Mo.	UFA (CHI)-'07
87	Hawkins, Lavelle	WR	5-11	190	7/12/86	2	California	Stockton, Calif.	D4b-'08
84	Jones, Mark	WR	5-9	185	11/3/80	6	Tennessee	Wallingford, Pa.	UFA (CAR)-'09
85	Washington, Nate	WR	6-1	185	8/28/83	5	Tiffin	Toledo, Ohio	UFA (PIT)-'09

TIGHT ENDS (4)

89	Cook, Jared	TE	6-5	246	4/7/87	R	South Carolina	Suwanee, Ga.	D3a-'09
83	Crumpler, Alge	TE	6-2	262	12/23/77	9	North Carolina	Wilmington, N.C.	FA-'08
80	Scaife, Bo	TE	6-3	249	1/6/81	5	Texas	Denver, Colo.	D6-'06
88	Stevens, Craig	TE	6-3	255	9/1/84	2	California	Rancho Palos Verdes, Calif.	D3-'08

CENTERS (2)

64	Harris, Leroy	G/C	6-3	302	6/6/84	3	N.C. State	Raleigh, N.C.	D4a-'07
68	Mawae, Kevin	C	6-4	289	1/23/71	16	Louisiana State	Leesville, La.	UFA (NYJ)-'06

GUARDS (2)

54	Amano, Eugene	G/C	6-3	310	3/1/82	6	SE Missouri State	San Diego, Calif.	D7-'04
73	Scott, Jake	G	6-5	295	4/16/81	6	Idaho	Lewiston, Idaho	UFA(IND)-'08

TACKLES (4)

70	Kropog, Troy	T/G	6-6	309	7/31/86	R	Tulane	Metairie, La.	D4b-'09
66	Otto, Mike	T	6-5	308	7/24/83	2	Purdue	Kokomo, Ind.	D7-'07
71	Roos, Michael	T	6-7	315	10/5/82	5	Eastern Washington	Vancouver, Wash.	D2-'05
76	Stewart, David	T	6-7	318	8/28/82	5	Mississippi State	Moulton, Ala.	D4b-'05

PLACEKICKERS (1)

2	Bironas, Rob	K	6-0	215	1/29/78	5	Ga. Southern/Auburn	Louisville, Ky.	FA-'05
---	--------------	---	-----	-----	---------	---	---------------------	-----------------	--------

As of Oct. 12, 2009

2009 TITANS POSITIONAL ROSTER - DEFENSE

DEFENSIVE ENDS (5)

98	Ball, Dave	DE	6-5	277	1/4/81	5	UCLA	Dixon, Calif.	FA-'08
78	Ford, Jacob	DE	6-4	256	7/20/83	3	Central Arkansas	Memphis, Tenn.	D6b-'07
95	Hayes, William	DE	6-3	272	5/2/85	2	Winston-Salem State	High Point, N.C.	D4a-'08
90	Kearse, Jevon	DE	6-4	265	9/3/76	11	Florida	Ft. Myers, Fla.	FA-'08
93	Vanden Bosch, Kyle	DE	6-4	278	11/17/78	9	Nebraska	Larchwood, Iowa	UFA (AZ)-'05

DEFENSIVE TACKLES (5)

97	Brown, Tony	DT	6-3	290	9/29/80	5	Memphis	Chattanooga, Tenn.	FA-'06
75	Haye, Jovan	DT	6-2	285	6/21/82	5	Vanderbilt	Fort Lauderdale, Fla.	UFA (TB)-'09
91	Jones, Jason	DT	6-5	280	5/23/86	2	Eastern Michigan	Detroit, Mich.	D2-'08
94	Marks, Sen'Derrick	DT	6-2	306	2/23/87	R	Auburn	Mobile, Ala.	D2-'09
96	Vickerson, Kevin	DT	6-5	305	1/8/83	4	Michigan State	Detroit, Mich.	FA-'07

LINEBACKERS (7)

56	Allred, Colin	LB	6-1	238	4/15/83	2	Baylor	Dallas, Texas	FA-'07
58	Amato, Ken	LB/LS	6-2	245	5/18/77	7	Montana State	Miami, Fla.	FA-'03
53	Bulluck, Keith	LB	6-3	235	4/4/77	10	Syracuse	New City, N.Y.	D1-'00
59	Keglar, Stanford	LB	6-2	240	7/4/85	2	Purdue	Indianapolis, Ind.	D4c-'08
51	McRath, Gerald	LB	6-3	231	6/16/86	R	Southern Mississippi	Powder Springs, Ga.	D4a-'09
50	Thornton, David	LB	6-2	225	11/1/78	8	North Carolina	Goldsboro, N.C.	UFA (IND)-'06
55	Tulloch, Stephen	LB	5-11	235	1/1/85	4	N.C. State	Miami, Fla.	D4b-'06

CORNERBACKS (5)

31	Finnegan, Cortland	CB	5-10	188	2/2/84	4	Samford	Milton, Fla.	D7a-'06
20	Harper, Nick	CB	5-10	182	9/10/74	9	Fort Valley State	Baldwin, Ga.	UFA (IND)-'07
30	McCourty, Jason	CB	6-0	193	8/13/87	R	Rutgers	Nyack, N.Y.	D6a-'09
29	Mouton, Ryan	CB	5-9	187	9/23/86	R	Hawaii	Houston, Texas	D3b-'09
41	Williams, Cary	CB	6-1	185	12/23/84	1	Washburn	Hollywood, Fla.	D7-'08

SAFETIES (5)

22	Fuller, Vincent	S	6-1	190	8/3/82	5	Virginia Tech	Baltimore, Md.	D4a-'05
33	Griffin, Michael	S	6-0	202	1/4/85	3	Texas	Austin, Texas	D1-'07
24	Hope, Chris	S	6-0	208	9/29/80	8	Florida State	Rock Hill, S.C.	UFA (PIT)-'06
26	Kaesviharn, Kevin	S	6-1	200	8/29/76	9	Augustana (S.D.)	Paramount, Calif.	FA-'09
23	Nickey, Donnie	S	6-3	210	4/25/80	7	Ohio State	Plain City, Ohio	D5-'03

PUNTERS (1)

3	Hodges, Reggie	P	6-0	220	1/26/82	3	Ball State	Champaign, Ill.	FA-'09
---	----------------	---	-----	-----	---------	---	------------	-----------------	--------

As of Oct. 12, 2009

2009 TITANS ALPHABETICAL ROSTER

NO.	NAME	POS.	HT.	WT.	BIRTH-DATE	NFL EXP.	COLLEGE	HOMETOWN	HOW ACQUIRED
56	Allred, Colin	LB	6-1	238	4/15/83	2	Baylor	Dallas, Texas	FA-'07
54	Amano, Eugene	G/C	6-3	310	3/1/82	6	SE Missouri State	San Diego, Calif.	D7-'04
58	Amato, Ken	LB/LS	6-2	245	5/18/77	7	Montana State	Miami, Fla.	FA-'03
98	Ball, Dave	DE	6-5	277	1/4/81	5	UCLA	Dixon, Calif.	FA-'08
2	Bironas, Rob	K	6-0	215	1/29/78	5	Ga. Southern/Auburn	Louisville, Ky.	FA-'05
18	Britt, Kenny	WR	6-3	218	9/19/88	R	Rutgers	Bayonne, N.J.	D1-'09
97	Brown, Tony	DT	6-3	290	9/29/80	5	Memphis	Chattanooga, Tenn.	FA-'06
53	Bulluck, Keith	LB	6-3	235	4/4/77	10	Syracuse	New City, N.Y.	D1-'00
5	Collins, Kerry	QB	6-5	245	12/30/72	15	Penn State	Lebanon, Pa.	UFA (OAK)-'06
89	Cook, Jared	TE	6-5	246	4/7/87	R	South Carolina	Suwanee, Ga.	D3a-'09
83	Crumpler, Alge	TE	6-2	262	12/23/77	9	North Carolina	Wilmington, N.C.	FA-'08
19	Edison, Dominique	WR	6-2	204	7/16/86	R	Stephen F. Austin	San Augustine, Texas	D6b-'09
31	Finnegan, Cortland	CB	5-10	188	2/2/84	4	Samford	Milton, Fla.	D7a-'06
78	Ford, Jacob	DE	6-4	256	7/20/83	3	Central Arkansas	Memphis, Tenn.	D6b-'07
22	Fuller, Vincent	S	6-1	190	8/3/82	5	Virginia Tech	Baltimore, Md.	D4a-'05
12	Gage, Justin	WR	6-4	212	1/24/81	7	Missouri	Jefferson City, Mo.	UFA (CHI)-'07
33	Griffin, Michael	S	6-0	202	1/4/85	3	Texas	Austin, Texas	D1-'07
45	Hall, Ahmad	FB	5-11	242	11/13/79	4	Texas	Angleton, Texas	FA-'06
20	Harper, Nick	CB	5-10	182	9/10/74	9	Fort Valley State	Baldwin, Ga.	UFA (IND)-'07
64	Harris, Leroy	G/C	6-3	302	6/6/84	3	N.C. State	Raleigh, N.C.	D4a-'07
87	Hawkins, Lavelle	WR	5-11	190	7/12/86	2	California	Stockton, Calif.	D4b-'08
75	Haye, Jovan	DT	6-2	285	6/21/82	5	Vanderbilt	Fort Lauderdale, Fla.	UFA (TB)- '09
95	Hayes, William	DE	6-3	272	5/2/85	2	Winston-Salem State	High Point, N.C.	D4a-'08
3	Hodges, Reggie	P	6-0	220	1/26/82	3	Ball State	Champaign, Ill.	FA-'09
24	Hope, Chris	S	6-0	208	9/29/80	8	Florida State	Rock Hill, S.C.	UFA (PIT)-'06
28	Johnson, Chris	RB	5-11	200	9/23/85	2	East Carolina	Orlando, Fla.	D1-'08
91	Jones, Jason	DT	6-5	280	5/23/86	2	Eastern Michigan	Detroit, Mich.	D2-'08
84	Jones, Mark	WR	5-9	185	11/3/80	6	Tennessee	Wallingford, Pa.	UFA (CAR)-'09
26	Kaesviharn, Kevin	S	6-1	200	8/29/76	9	Augustana (S.D.)	Paramount, Calif.	FA-'09
90	Kearse, Jevon	DE	6-4	265	9/3/76	11	Florida	Ft. Myers, Fla.	FA-'08
59	Keglar, Stanford	LB	6-2	240	7/4/85	2	Purdue	Indianapolis, Ind.	D4c-'08
70	Kropog, Troy	T/G	6-6	309	7/31/86	R	Tulane	Metairie, La.	D4b-'09
94	Marks, Sen'Derrick	DT	6-2	306	2/23/87	R	Auburn	Mobile, Ala.	D2-'09
68	Mawae, Kevin	C	6-4	289	1/23/71	16	Louisiana State	Leesville, La.	UFA (NYJ)-'06
30	McCourt, Jason	CB	6-0	193	8/13/87	R	Rutgers	Nyack, N.Y.	D6a-'09
51	McRath, Gerald	LB	6-3	231	6/16/86	R	Southern Mississippi	Powder Springs, Ga.	D4a-'09
29	Mouton, Ryan	CB	5-9	187	9/23/86	R	Hawaii	Houston, Texas	D3b-'09
23	Nickey, Donnie	S	6-3	210	4/25/80	7	Ohio State	Plain City, Ohio	D5-'03
66	Otto, Mike	T	6-5	308	7/24/83	2	Purdue	Kokomo, Ind.	D7-'07
21	Ringer, Javon	RB	5-9	205	2/2/87	R	Michigan State	Dayton, Ohio	D5-'09
71	Roos, Michael	T	6-7	315	10/5/82	5	Eastern Washington	Vancouver, Wash.	D2-'05
80	Scaife, Bo	TE	6-3	249	1/6/81	5	Texas	Denver, Colo.	D6-'05
73	Scott, Jake	G	6-5	295	4/16/81	6	Idaho	Lewiston, Idaho	UFA (IND)-'08
88	Stevens, Craig	TE	6-3	255	9/1/84	2	California	Rancho Palos Verdes, Calif.	D3-'08
76	Stewart, David	T	6-7	318	8/28/82	5	Mississippi State	Moulton, Ala.	D4b-'05
50	Thornton, David	LB	6-2	225	11/1/78	8	North Carolina	Goldsboro, N.C.	UFA (IND)-'06
55	Tulloch, Stephen	LB	5-11	235	1/1/85	4	N.C. State	Miami, Fla.	D4b-'06
93	Vanden Bosch, Kyle	DE	6-4	278	11/17/78	9	Nebraska	Larchwood, Iowa	UFA (AZ)-'05
96	Vickerson, Kevin	DT	6-5	305	1/8/83	4	Michigan State	Detroit, Mich.	FA-'07
85	Washington, Nate	WR	6-1	185	8/28/83	5	Tiffin	Toledo, Ohio	UFA (PIT)-'09
25	White, LenDale	RB	6-1	235	12/20/84	4	Southern California	Park Hill, Colo.	D2-'06
41	Williams, Cary	CB	6-1	185	12/23/84	1	Washburn	Hollywood, Fla.	D7-'08
10	Young, Vince	QB	6-5	233	5/18/83	4	Texas	Houston, Texas	D1-'06

PRACTICE SQUAD:

36	Ball, Lance	RB	5-9	220	6/19/85	1	Maryland	Teaneck, N.J.	FA-'09
77	Durand, Ryan	G	6-5	305	11/17/85	R	Syracuse	Leominster, Mass.	D7a-'09
16	Morris, Phillip	WR	6-3	175	7/2/86	R	South Carolina State	Timmons, S.C.	FA-'09
57	Rivera, Mike	LB	6-2	245	1/10/86	R	Kansas	Shawnee Mission, Kan.	FA-'09
39	Schommer, Nick	S	6-0	201	1/3/86	R	North Dakota State	Prescott, Wis.	D7b-'09
4	Trapasso, A.J.	P	5-11	225	2/6/86	R	Ohio State	Pickerington, Ohio	FA-'09
61	Velasco, Fernando	C/G	6-4	304	2/22/85	1	Georgia	Wrens, Ga.	FA-'08
81	Williams, Paul	WR	6-1	205	12/2/83	3	Fresno State	Avenal, Calif.	D3-'07

RESERVE/INJURED:

15	Hentrich, Craig	P/K	6-3	213	5/18/71	16	Notre Dame	Alton, Ill.	UFA (GB)-'98
----	-----------------	-----	-----	-----	---------	----	------------	-------------	--------------

PRACTICE SQUAD INJURED:

62	King, Mitch	DT	6-2	280	5/5/86	R	Iowa	Burlington, Iowa	FA-'09
----	-------------	----	-----	-----	--------	---	------	------------------	--------

Roster Count: 53

As of Oct. 12, 2009

HEAD COACH: JEFF FISHER

ASSISTANT COACHES: MIKE HEIMERDINGER (offensive coordinator), CHUCK CECIL (defensive coordinator), DAVE MCGINNIS (asst. head coach/linebackers), STEVE WATTERSON (asst. head coach/strength and conditioning), EARNEST BYNER (running backs), MARTY GALBRAITH (special teams asst.), FRED GRAVES (wide receivers), TIM HAUCK (asst. secondary), CRAIG JOHNSON (quarterbacks), DOWELL LOGGAINS (quality control - offense), ALAN LOWRY (special teams), MIKE MUNCHAK (offensive line), MARCUS ROBERTSON (secondary), RAYNA STEWART (defensive asst./quality control), JIM WASHBURN (defensive line), RICHIE WESSMAN (offensive asst.), JOHN ZERNHELT (tight ends)

PRONUNCIATION GUIDE:

AMANO, Eugene	uh-MAHN-oh	HENTRICH, Craig	HEN-trick	SCAIFE, Bo	SKAYF
AMATO, Ken	uh-MAHT-oh	KROPOG, Troy	CROW-pog	SCHOMMER, Nick	SHOW-mer
BIRONAS, Rob	bur-OWN-us	MAWAE, Kevin	muh-WHY	TULLOCH, Stephen	TULL-ock
Hall, AHMARD	ah-MOD	MOUTON, Ryan	MOO-tahn		

HOW ACQUIRED KEY: FA (free agent), UFA (unrestricted free agent), RFA (restricted free agent), D (draft pick), W (waivers), T (trade)

2009 TITANS NUMERICAL ROSTER

NO.	NAME	POS.	HT.	WT.	AGE	NFL EXP.	COLLEGE	HOMETOWN	HOW ACQUIRED
2	Rob Bironas	K	6-0	215	31	5	Ga. Southern/Auburn	Louisville, Ky.	FA-'05
3	Reggie Hodges	P	6-0	220	27	3	Ball State	Champaign, Ill.	FA-'09
5	Kerry Collins	QB	6-5	245	36	15	Penn State	Lebanon, Pa.	UFA (OAK)-'06
10	Vince Young	QB	6-5	233	26	4	Texas	Houston, Texas	D1-'06
12	Justin Gage	WR	6-4	212	28	7	Missouri	Jefferson City, Mo.	UFA (CHI)-'07
18	Kenny Britt	WR	6-3	218	21	R	Rutgers	Bayonne, N.J.	D1-'09
19	Dominique Edison	WR	6-2	204	23	R	Stephen F. Austin	San Augustine, Texas	D6b-'09
20	Nick Harper	CB	5-10	182	35	9	Fort Valley State	Baldwin, Ga.	UFA (IND)-'07
21	Javon Ringer	RB	5-9	205	22	R	Michigan State	Dayton, Ohio	D5-'09
22	Vincent Fuller	S	6-1	190	27	5	Virginia Tech	Baltimore, Md.	D4a-'05
23	Donnie Nickey	S	6-3	210	29	7	Ohio State	Plain City, Ohio	D5-'03
24	Chris Hope	S	6-0	208	29	8	Florida State	Rock Hill, S.C.	UFA (PIT) -'06
25	LenDale White	RB	6-1	235	24	4	Southern California	Park Hill, Colo.	D2-'06
26	Kevin Kaesviham	S	6-1	200	33	9	Augustana (S.D.)	Paramount, Calif.	FA-'09
28	Chris Johnson	RB	5-11	200	24	2	East Carolina	Orlando, Fla.	D1-'08
29	Ryan Mouton	CB	5-9	187	23	R	Hawaii	Houston, Texas	D3b-'09
30	Jason McCourty	CB	6-0	193	22	R	Rutgers	Nyack, N.Y.	D6a-'09
31	Cortland Finnegan	CB	5-10	188	25	4	Samford	Milton, Fla.	D7a-'06
33	Michael Griffin	S	6-0	202	24	3	Texas	Austin, Texas	D1-'07
41	Cary Williams	CB	6-1	185	24	1	Washburn	Hollywood, Fla.	D7-'08
45	Ahmad Hall	FB	5-11	242	29	4	Texas	Angleton, Texas	FA-'06
50	David Thornton	LB	6-2	225	30	8	North Carolina	Goldsboro, N.C.	UFA (IND) -'06
51	Gerald McRath	LB	6-3	231	23	R	Southern Mississippi	Powder Springs, Ga.	D4a-'09
53	Keith Bulluck	LB	6-3	235	32	10	Syracuse	New City, N.Y.	D1-'00
54	Eugene Amano	G/C	6-3	310	27	6	SE Missouri State	San Diego, Calif.	D7-'04
55	Stephen Tulloch	LB	5-11	235	24	4	N.C. State	Miami, Fla.	D4b-'06
56	Colin Allred	LB	6-1	238	26	2	Baylor	Dallas, Texas	FA-'07
58	Ken Amato	LB/LS	6-2	245	32	7	Montana State	Miami, Fla.	FA-'03
59	Stanford Keglar	LB	6-2	240	24	2	Purdue	Indianapolis, Ind.	D4c-'08
64	Leroy Harris	G/C	6-3	302	25	3	N.C. State	Raleigh, N.C.	D4a-'07
66	Mike Otto	T	6-5	308	26	2	Purdue	Kokomo, Ind.	D7-'07
68	Kevin Mawae	C	6-4	289	38	16	Louisiana State	Leesville, La.	UFA (IND)-'06
70	Troy Kropog	T/G	6-6	309	23	R	Tulane	Metairie, La.	D4b-'09
71	Michael Roos	T	6-7	315	26	5	Eastern Washington	Vancouver, Wash.	D2-'05
73	Jake Scott	G	6-5	295	28	6	Idaho	Lewiston, Idaho	UFA (IND)-'08
75	Jovan Haye	DT	6-2	285	27	5	Vanderbilt	Fort Lauderdale, Fla.	UFA (TB) -'09
76	David Stewart	T	6-7	318	27	5	Mississippi State	Moulton, Ala.	D4b-'05
78	Jacob Ford	DE	6-4	256	26	3	Central Arkansas	Memphis, Tenn.	D6b-'07
80	Bo Scaife	TE	6-3	249	28	5	Texas	Denver, Colo.	D6-'05
83	Alge Crumpler	TE	6-2	262	31	9	North Carolina	Wilmington, N.C.	FA-'08
84	Mark Jones	WR	5-9	185	28	6	Tennessee	Wallingford, Pa.	FA-'09
85	Nate Washington	WR	6-1	185	26	5	Tiffin	Toledo, Ohio	UFA (PIT)-'09
87	Lavelle Hawkins	WR	5-11	190	23	2	California	Stockton, Calif.	D4b-'08
88	Craig Stevens	TE	6-3	255	25	2	California	Rancho Palos Verdes, Calif.	D3-'08
89	Jared Cook	TE	6-5	246	22	R	South Carolina	Suwanee, Ga.	D3a-'09
90	Jevon Kearse	DE	6-4	265	33	11	Florida	Ft. Myers, Fla.	FA-'08
91	Jason Jones	DT	6-5	280	23	2	Eastern Michigan	Detroit, Mich.	D2-'08
93	Kyle Vanden Bosch	DE	6-4	278	30	9	Nebraska	Larchwood, Iowa	UFA (AZ)-'05
94	Sen'Derrick Marks	DT	6-2	306	22	R	Auburn	Mobile, Ala.	D2-'09
95	William Hayes	DE	6-3	272	24	2	Winston-Salem State	High Point, N.C.	D4a-'08
96	Kevin Vickerson	DT	6-5	305	26	4	Michigan State	Detroit, Mich.	FA-'07
97	Tony Brown	DT	6-3	290	29	5	Memphis	Chattanooga, Tenn.	FA-'06
98	Dave Ball	DE	6-5	277	28	5	UCLA	Dixon, Calif.	FA-'08

PRACTICE SQUAD:

4	A.J. Trapasso	P	5-11	225	23	R	Ohio State	Pickerington, Ohio	FA-'09
16	Phillip Morris	WR	6-3	175	23	R	South Carolina State	Timmonsville, S.C.	FA-'09
36	Lance Ball	RB	5-9	220	24	1	Maryland	Teaneck, N.J.	FA-'09
39	Nick Schommer	S	6-0	201	23	R	North Dakota State	Prescott, Wis.	D7b-'09
57	Mike Rivera	LB	6-2	245	23	R	Kansas	Shawnee Mission, Kan.	FA-'09
61	Fernando Velasco	C/G	6-4	304	24	1	Georgia	Wrens, Ga.	FA-'08
77	Ryan Durand	G	6-5	305	23	R	Syracuse	Leominster, Mass.	D7a-'09
81	Paul Williams	WR	6-1	205	25	3	Fresno State	Avenal, Calif.	D3-'07

RESERVE/INJURED:

15	Craig Hentrich	P/K	6-3	213	38	16	Notre Dame	Alton, Ill.	UFA (GB)-'98
----	----------------	-----	-----	-----	----	----	------------	-------------	--------------

PRACTICE SQUAD INJURED:

62	Mitch King	DT	6-2	280	23	R	Iowa	Burlington, Iowa	FA-'09
----	------------	----	-----	-----	----	---	------	------------------	--------

Roster Count: 53
As of Oct. 12, 2009

HEAD COACH: JEFF FISHER

ASSISTANT COACHES: MIKE HEIMERDINGER (offensive coordinator), CHUCK CECIL (defensive coordinator), DAVE McGINNIS (asst. head coach/linebackers), STEVE WATTERSON (asst. head coach/strength and conditioning), EARNEST BYNER (running backs), MARTY GALBRAITH (special teams asst.), FRED GRAVES (wide receivers), TIM HAUCK (asst. secondary), CRAIG JOHNSON (quarterbacks), DOWELL LOGGAINS (quality control - offense), ALAN LOWRY (special teams), MIKE MUNCHAK (offensive line), MARCUS ROBERTSON (secondary), RAYNA STEWART (defensive asst./quality control), JIM WASHBURN (defensive line), RICHIE WESSMAN (offensive asst.), JOHN ZERNHELT (tight ends)

HOW ACQUIRED KEY: FA (free agent), UFA (unrestricted free agent), RFA (restricted free agent), D (draft pick), W (waivers), T (trade)