



DENVER BRONCOS

2009 WEEKLY PRESS RELEASE

Regular Season Game #5 • Denver (4-0) vs. Boston (3-1)

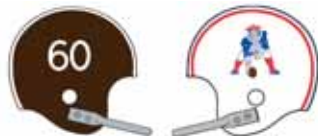
Sunday, Oct. 11, 2009 • 2:15 p.m. MDT

INVESCO Field at Mile High (76,125) • Denver, Colorado

2 World Championships • 6 Super Bowls • 8 AFC Title Games • 10 AFC West Titles • 17 Playoff Berths • 24 Winning Seasons

Issue Date: Tuesday, Oct. 6, 2009

BRONCOS HOST PATRIOTS IN BATTLE OF TWO ORIGINAL AFL FRANCHISES



The Denver Broncos (4-0) and Boston Patriots (3-1), who played each other in the first regular-season game in American Football League history 50 years ago, take to the field

on Sunday at INVESCO Field at Mile High. Kickoff is set for 2:15 p.m. MDT.

QUICKLY:

* - The Broncos, who are 4-0 for the first time in six seasons, will wear the uniform designs worn by the club in its 1960 inaugural season (brown helmet, mustard-colored jersey, brown pants and vertically striped socks).

* - **Head Coach Josh McDaniels** was part of three Super Bowl wins as an assistant with the Patriots from 2001-08. During his three years as offensive coordinator (2006-08), the Patriots scored an NFL-best 1,384 points.

* - The Broncos own the NFL's top record against the Patriots since 2001 with a 5-2 mark and are a league-best 16-4 (.800) versus the club in the **Pat Bowlen** era (since 1984).

OFFENSE:

* - **QB Kyle Orton** is 17-2 (.895) at home as a starter for his NFL career for the best winning percentage by a QB since the 1970 merger (min. 15 starts). He is the only starting QB in the NFL to not throw an interception this year and owns five touchdown passes along with a 97.7 passer rating.

* - **WR Brandon Marshall** gained 33 yards after the catch on his 51-yard game-winning touchdown reception last week against Dallas. Since 2007, he ranks second among NFL WRs in yards after the catch (1,068).

DEFENSE:

* - Coached by long-time NFL defensive coordinator **Mike Nolan**, the Broncos have tied for the fifth-fewest points allowed (26) by an NFL team through its first four games of a season since the 1970 merger.

* - Denver leads the league in several other defensive categories, including yards per play (4.0), touchdowns allowed (2) and fewest 10-yard plays (33).

* - **OLB/DE Elvis Dumervil**, who is tied for first in the NFL with eight sacks, has recorded multiple sacks in each of Denver's last three games.

SPECIAL TEAMS:

* - The Broncos lead the AFC and rank second in the NFL in average opponent drive start after kickoffs (21.0-yard line).

* - **K Matt Prater** was named AFC Special Teams Player of the Month for September, becoming the first Denver kicker to win the award since 2001.

TELEVISION AND RADIO INFORMATION

TELEVISION: KCNC-TV (CBS 4): Jim Nantz (play-by-play) and Phil Simms (color commentary) will call the game.

LOCAL RADIO: KOA Radio (850 AM): Dave Logan (play-by-play) and Ed McCaffrey (color commentary) will call the game with Andy Lindahl reporting from the sidelines.

LOCAL SPANISH RADIO: KBNO Radio (1280 AM): Fernando Sergio (play-by-play) and Yuri Vasquez (color commentary) will call the game.

NATIONAL RADIO: Westwood One Radio Sports: Kevin Kugler (play-by-play) and Mark Malone (color commentary) will call the game.

MEDIA RELATIONS CONTACT INFORMATION

Jim Saccomano	(303) 649-0572	jim.saccomano@broncos.nfl.net
Patrick Smyth	(303) 649-0536	patrick.smyth@broncos.nfl.net
Dave Gaylinn	(303) 649-0512	dave.gaylinn@broncos.nfl.net
Rebecca Villanueva	(303) 649-0598	rebecca.villanueva@broncos.nfl.net
Erich Schubert	(303) 649-0503	erich.schubert@broncos.nfl.net

WWW.DENVERBRONCOS.COM/MEDIAROOM

The Denver Broncos have a media-only Web site, which was created to assist accredited media in their coverage of the Broncos. By going to www.DenverBroncos.com/Mediaroom, members of the press will find the complete Broncos' 2009 media guide, all-time gamebooks and flip cards, weekly releases, press releases, rosters, depth charts, updated bios, transcripts, injury reports, game recaps, news clippings, photos and much more.

BRONCOS 2009 SCHEDULE

PRESEASON

Wk.	Day	Date	Opponent	Site	Result	Rec.
1	Fri.	Aug. 14	at San Francisco	Candlestick Park	L, 17-16	0-1
2	Sat.	Aug. 22	at Seattle	Qwest Field	L, 27-13	0-2
3	Sun.	Aug. 30	CHICAGO	INVESCO Field at Mile High	L, 27-17	0-3
4	Thu.	Sept. 3	ARIZONA	INVESCO Field at Mile High	W, 19-0	1-3

REGULAR SEASON

Wk.	Day	Date	Opponent	Site	Time/Result	TV/Rec.
1	Sun.	Sept. 13	at Cincinnati	Paul Brown Stadium	W, 12-7	1-0
2	Sun.	Sept. 20	CLEVELAND	INVESCO Field at Mile High	W, 27-6	2-0
3	Sun.	Sept. 27	at Oakland	Oak-Alameda County Coliseum	W, 23-3	3-0
4	Sun.	Oct. 4	DALLAS	INVESCO Field at Mile High	W, 17-10	4-0
5	Sun.	Oct. 11	NEW ENGLAND	INVESCO Field at Mile High	2:15 p.m. MDT	CBS
6	Mon.	Oct. 19	at San Diego	Qualcomm Stadium	5:30 p.m. PDT	ESPN
7	Bye					
8	Sun.	Nov. 1	at Baltimore	M&T Bank Stadium	1 p.m. EST	CBS
9	Mon.	Nov. 9	PITTSBURGH	INVESCO Field at Mile High	6:30 p.m. MST	ESPN
10	Sun.	Nov. 15	at Washington	FedEx Field	1 p.m. EST	CBS
11	Sun.	Nov. 22	SAN DIEGO	INVESCO Field at Mile High	2:15 p.m. MST	CBS
12	Thu.	Nov. 26	N.Y. GIANTS	INVESCO Field at Mile High	6:20 p.m. MST	NFLN
13	Sun.	Dec. 6	at Kansas City	Arrowhead Stadium	12 p.m. CST	CBS
14	Sun.	Dec. 13	at Indianapolis	Lucas Oil Stadium	1 p.m. EST	CBS
15	Sun.	Dec. 20	OAKLAND	INVESCO Field at Mile High	2:05 p.m. MST	CBS
16	Sun.	Dec. 27	at Philadelphia	Lincoln Financial Field	1 p.m. EST	CBS
17	Sun.	Jan. 3	KANSAS CITY	INVESCO Field at Mile High	2:15 p.m. MST	CBS

2009 AFC WEST REGULAR SEASON STANDINGS

Team	W	L	T	PF	PA	Home	Road	AFC	NFC	DIV	Streak
Denver	4	0	0	79	26	2-0	2-0	3-0	1-0	1-0	Won 4
San Diego	2	2	0	101	102	1-1	1-1	2-2	0-0	1-0	Lost 1
Oakland	1	3	0	42	86	0-2	1-1	1-3	0-0	1-2	Lost 2
Kansas City	0	4	0	64	112	0-2	0-2	0-2	0-2	0-1	Lost 4



GAME INFORMATION

BRONCOS VS. PATRIOTS — POINTS OF INTEREST

The Broncos are one of eight original American Football League teams celebrating their 50th season in 2009... Denver's 407 overall wins are second among all original AFL teams and rank seventh among all clubs since 1960... The Broncos will wear their original 1960s uniforms on Sunday against the Patriots, whom they defeated 13-10 in Boston on Sept. 9, 1960, in the first regular-season game in AFL history... **Josh McDaniels** was named the 12th head coach in Broncos history on Jan. 12 after spending the last eight years with New England, including the previous three seasons as its offensive coordinator/quarterbacks coach... He is one of six rookie head coaches to go 4-0 since 2000... McDaniels has joined Red Miller (1977 / 6-0) as one of two coaches in Broncos history to start their career with the team 4-0... The Broncos are one of five undefeated teams in the NFL and join the Colts as the lone AFC squads with a 4-0 record... Denver is 4-0 for the first time since 2003 and the sixth time in club history... The Broncos' +7 turnover ratio (10 takeaways, 3 giveaways) leads the AFC and ties for the NFL lead... Denver's 46-20 (.697) record at INVESCO Field at Mile High ranks fifth in the NFL since the stadium opened in 2001... Since 2001, when New England began its run of three Super Bowls in four years, the Broncos own the NFL's best record versus the Patriots (5-2, incl. 1-0 postseason)—Denver is the only NFL team with a winning record against New England during that time... The Broncos are 24-16 all-time against the Patriots and are an NFL-best 16-4 (.800) against New England during the **Pat Bowlen** era (since 1984)... **QB Kyle Orton** owns the best career home record (17-2 / .895) of any starting quarterback since the 1970 merger—He is 7-1 in his last eight overall starts for the second-best mark in the league during that time (Peyton Manning, Ind., 8-0)... **Orton**, who is the only starting QB in the NFL to not throw an interception this year and owns the league's longest current streak of passes without an INT (156), in 2009 became the second QB since 1960 to throw at least 1 TD and no INTs in his first four starts with a team... **WR Brandon Marshall**, who hauled in a game-winning 51-yard touchdown reception with 1:46 to play last week against Dallas, ranks third in the NFL in receptions (222) and fourth in the league in receiving yards (2,809) since 2007—He is looking to become the third player in NFL history to post three consecutive 100-catch seasons... **WR Eddie Royal** in 2008 totaled the second-most receptions (91) by a rookie in NFL history and is one catch away from his 100th career grab... According to Stats Inc., **LT Ryan Clady** owns the NFL's longest active streak (all 20 career games) of not allowing a full sack among starting tackles—That is the longest streak to begin a career since at least 1994 (when Stats Inc. began tracking sacks allowed)... **C Casey Wiegmann**, a Pro Bowl selection last year, has started 131 consecutive games for the second-longest active start streak in the NFL among OLs (longest among centers)... Led by **RBs Correll Buckhalter** and **Knowshon Moreno**, the Broncos rank fourth in the NFL in rushing yards per game (148.0)... **Mike Nolan** was hired by Denver as its defensive coordinator in the offseason after spending the last four years as San Francisco's head coach... In his 11 years as an NFL defensive coordinator, **Nolan's** defenses have averaged 32.3 takeaways a season and posted seven top-10 NFL rankings in turnovers—This year, Denver leads the AFC with 10 takeaways that tie for second in the NFL... The Broncos have allowed an NFL-low 26 points this year to tie for the fifth-fewest points given up by a team in its first four games since the 1970 merger... Denver leads the NFL in yards per play allowed (4.0) and first downs per game allowed (14.0) while placing second in the league in yards per game allowed (239.8)... The Broncos' red zone defense is tied for second in the league (28.6%)... **OLB/DE Elvis Dumervil** has eight sacks in the last three weeks and is tied for first in the NFL in sacks (8)... **Dumervil's** five sacks on third downs lead the league... **S Brian Dawkins** owns 56 takeaways for his NFL career (regular season and playoffs)... **Dawkins** has the fourth-most Pro Bowls (7) at safety in NFL history and joins **CB Champ Bailey** in Denver's secondary—**Bailey** is tied for the second-most Pro Bowls (8) at cornerback in league annals... **ILBs Andra Davis** and **D.J. Williams** are tied for the team lead with 31 tackles... **Special Teams Coordinator Mike Priefer** has coached units in the NFL that have totaled 14 blocked kicks and seven return touchdowns in seven seasons as a special teams coach... The Broncos lead the AFC in opponent drive start after kickoffs (21.0-yard line)... **ILB Mario Haggan** and **RB Peyton Hillis** share the team lead with four special-teams tackles... **K Matt Prater** was named AFC Special Teams Player of the Month for September... **P Brett Kern** ranks sixth in the league in gross punting average (46.6 yds.) since entering the league in 2008.

BRONCOS/PATRIOTS 2009 TEAM COMPARISON

	BRONCOS	PATRIOTS
Record	4-0	3-1
Division Standing	1st (AFCW)	T-1st (AFCE)
Turnover Ratio (NFL Rank)	+7 (1t)	+2 (9t)
OFFENSE		
Net Yards Per Game (NFL Rank)	365.0 (9)	376.0 (8)
Yards Per Play (NFL Rank)	5.8 (7)	5.2 (17)
Points Per Game (NFL Rank)	19.8 (19)	21.8 (14)
Possession Average	30:36	35:41
Net Rushing YPG (NFL Rank)	148.0 (4)	102.3 (17)
Net Passing YPG (NFL Rank)	217.0(18)	273.8 (5)
Had Intercepted/Yards	0/0	2/26
Sacks Allowed/Yards	6/38	4/34
Fumbles/Lost	5/3	2/1
Third Down Pct. (NFL Rank)	36.7% (18)	45.8% (6t)
Red zone TD Pct. (NFL Rank)	41.7% (25)	38.9% (26)
Giveaways	3	3
DEFENSE		
Net Yards Per Game (NFL Rank)	239.8 (2)	287.5 (7)
Yards Per Play (NFL Rank)	4.0 (1)	5.4 (18)
Points Per Game (NFL Rank)	6.5 (1)	17.8 (9)
Net Rushing YPG (NFL Rank)	77.3 (5)	95.3 (11)
Net Passing YPG (NFL Rank)	162.5 (3)	192.3 (7)
Intercepted by/Yards	6/59	1/0
Sacks For/Yards	15/74	8/69
Opponent Fumbles/Lost	8/4	8/4
Third Down Pct. (NFL Rank)	26.4% (2)	40.9% (23)
Red zone TD Pct. (NFL Rank)	28.6% (2t)	54.5% (19t)
Takeaways	10	5
SPECIAL TEAMS		
Punts-Average Yards (Gross)	46.4	38.8
Punts-Average Yards (Net)	37.8	31.3
Punt Returns-Average Per	7.8	6.8
Punt Returns-Average Per Allowed	9.5	10.0
Kickoff Returns-Average Per	19.6	23.0
Kickoff Returns-Average Per Allowed	22.6	27.4
Field Goals Made/Attempted	8/10	11/12
PENALTIES		
Penalties Against/Yards	26/200	24/195
Opponent Penalties Against/Yards	21/193	33/265



GAME INFORMATION

BRONCOS/PATRIOTS SERIES BREAKDOWN (REGULAR SEASON)

Series Meetings:	40
Broncos Record:	24-16-0 (Home: 15-8-0 / Away: 9-8-0)
First Game:	Den. 13, at Bos. 10 (9/9/60)
Last Game:	at N.E. 41, Den. 7 (10/20/08)
Current Streak:	Lost 1
Longest Den. Win Streak:	11 (11/11/79 - 9/7/98)
Longest N.E. Win Streak:	4 (9/16/61 - 11/11/62)
Last Den. Home Win:	at Den. 28, N.E. 20 (10/16/05)
Last Den. Home Loss:	N.E. 30, at Den. 26 (11/3/03)
Last Den. Road Win:	Den. 17, at N.E. 7 (9/24/06)
Last Den. Road Loss:	at N.E. 41, Den. 7 (10/20/08)
Den. Shutouts:	None
N.E. Shutouts:	None
Most Den. Points:	45, 2x, last (11/11/79): at Den. 45, N.E. 10
Most N.E. Points:	45 (9/16/61): at Bos. 45, Den. 17
Total Den. Points:	928
Total N.E. Points:	817
Average Den. Points:	23.2
Average N.E. Points:	20.4
Largest Den. Win:	35 (11/11/79): at Den. 45, N.E. 10
Largest N.E. Win:	34 (10/20/08): at N.E. 41, Den. 7
Most Pts., Both Teams:	66 (12/17/72): at Den. 45, N.E. 21
Fewest Pts., Both Teams:	15 (10/27/91): Den. 9, at N.E. 6

NFL SCHEDULE - REGULAR SEASON WEEK 5

(Byes: Chicago, Green Bay, New Orleans, San Diego)

Sunday, October 11

Cincinnati at Baltimore	1:00p (ET)
Cleveland at Buffalo	1:00p (ET)
Washington at Carolina	1:00p (ET)
Pittsburgh at Detroit	1:00p (ET)
Dallas at Kansas City	12:00p (CT)
Oakland at N.Y. Giants	1:00p (ET)
Tampa Bay at Philadelphia	1:00p (ET)
Minnesota at St. Louis	12:00p (CT)
Atlanta at San Francisco	1:05p (PT)
Houston at Arizona	1:15p (MST)
New England at Denver	2:15p (MT)
Jacksonville at Seattle	1:15p (PT)
Indianapolis at Tennessee	(NBC) 7:20p (CT)

Monday, October 12

N.Y. Jets at Miami	(ESPN) 8:30p (ET)
--------------------	-------------------

BRONCOS/PATRIOTS 2009 INDIVIDUAL COMPARISON

BRONCOS	PATRIOTS
PASSING YARDS	
Orton906	Brady1,129
RUSHING YARDS	
Buckhalter267	Taylor201
Moreno249	Maroney78
Jordan50	Faulk62
RECEIVING YARDS	
Marshall219	Moss331
Stokley157	Watson174
Gaffney154	Welker141
POINTS SCORED	
Prater31	Gostkowski39
Marshall12	Watson12
Moreno12	Taylor8
INTERCEPTIONS	
Six Players1	Bodden1
SACKS	
Dumervil8.0	Wright3.0
Reid2.0	Banta-Cain2.0
Five Players1.0	Three Players1.0
DEFENSIVE TACKLES (PRESS BOX TOTALS)	
Davis31	Meriweather27
D. Williams31	Guyton26
Dawkins27	Springs18
KICKOFF RETURNS (AVG.)	
Royal3 (21.3)	Maroney9 (23.1)
McKinley2 (24.5)	Faulk6 (24.0)
Hillis1 (24.0)	Edelman2 (19.5)
PUNT RETURNS (AVG.)	
Royal9 (9.3)	Faulk5 (6.2)
A. Smith3 (3.3)	Welker2 (10.5)
	Edelman1 (2.0)
FIELD GOALS	
Prater8/10 (.800)	Gostkowski11/12 (.917)
PUNTS (GROSS/NET AVG.)	
Kern18 (46.4/37.8)	Hanson12 (38.8/31.3)



GAME INFORMATION

BRONCOS/PATRIOTS ALL-TIME RESULTS (REG., POST)

Season (Date)	W/L	Result	Site
1960 (9/9)	W	Denver 13, @Boston 10	Boston University Field
1960 (10/23)	W	@Denver 31, Boston 24	Bears Stadium
1961 (9/16)	L	@Boston 45, Denver 17	Boston University Field
1961 (12/3)	L	Boston 28, @Denver 24	Bears Stadium
1962 (9/21)	L	@Boston 41, Denver 16	Boston University Field
1962 (11/11)	L	Boston 33, @Denver 29	Bears Stadium
1963 (9/29)	W	@Denver 14, Boston 10	Bears Stadium
1963 (10/18)	L	@Boston 40, Denver 21	Fenway Park
1964 (10/4)	L	Boston 39, @Denver 10	Bears Stadium
1964 (11/20)	L	@Boston 12, Denver 7	Fenway Park
1965 (9/24)	W	Denver 27, @Boston 10	Fenway Park
1965 (12/12)	L	Boston 28, @Denver 20	Bears Stadium
1966 (9/18)	L	Boston 24, @Denver 10	Bears Stadium
1966 (11/6)	W	Denver 17, @Boston 10	Fenway Park
1967 (9/3)	W	@Denver 26, Boston 21	Bears Stadium
1968 (9/29)	L	Boston 20, @Denver 17	Bears Stadium
1968 (11/3)	W	Denver 35, @Boston 14	Fenway Park
1969 (9/14)	W	@Denver 35, Boston 7	Mile High Stadium
1972 (12/17)	W	@Denver 45, New England 21	Mile High Stadium
1976 (11/28)	L	@New England 38, Denver 14	Schaefer Stadium
1979 (11/11)	W	@Denver 45, New England 10	Mile High Stadium
1980 (9/29)	L	@New England 23, Denver 14	Schaefer Stadium
1984 (11/4)	W	@Denver 26, New England 19	Mile High Stadium
1986 (9/28)	W	@Denver 27, New England 20	Mile High Stadium
1986 (1/4)	W	@Denver 22, New England 17*	Mile High Stadium
1987 (12/6)	W	@Denver 31, New England 20	Mile High Stadium
1988 (12/17)	W	@Denver 21, New England 10	Mile High Stadium
1991 (10/27)	W	Denver 9, @New England 6	Foxboro Stadium
1991 (12/1)	W	@Denver 20, New England 3	Mile High Stadium
1995 (10/8)	W	Denver 37, @New England 3	Foxboro Stadium
1996 (11/17)	W	Denver 34, @New England 8	Foxboro Stadium
1997 (10/6)	W	@Denver 34, New England 13	Mile High Stadium
1998 (9/7)	W	@Denver 27, New England 21	Mile High Stadium
1999 (10/24)	L	@New England 24, Denver 23	Foxboro Stadium
2000 (10/1)	L	New England 28, @Denver 19	Mile High Stadium
2001 (10/28)	W	@Denver 31, New England 20	INVESCO Field at Mile High
2002 (10/27)	W	Denver 24, @New England 16	Gillette Stadium
2003 (11/3)	L	New England 30, @Denver 26	INVESCO Field at Mile High
2005 (10/16)	W	@Denver 28, New England 20	INVESCO Field at Mile High
2005 (1/14)	W	@Denver 27, New England 13*	INVESCO Field at Mile High
2006 (9/24)	W	Denver 17, @New England 7	Gillette Stadium
2008 (10/20)	L	@New England 41, Denver 7	Gillette Stadium

* - AFC Divisional Playoff Game

BRONCOS CELEBRATE 50TH SEASON IN 2009

One of eight American Football League charter franchises, the Denver Broncos are celebrating their 50th season of professional football in 2009. As part of the celebration, the Broncos will wear their original 1960 uniforms against New England on Sunday and at San Diego on Oct. 19.

Below is a look at the Broncos' record by the decade. In their 50 seasons of football, Denver has totaled the seventh-most wins (407 / 407-359-10) in the NFL and advanced to the postseason 17 times. Among original AFL clubs, the Broncos rank second in overall wins (407) while placing third in Super Bowl wins (2) and tying for third in playoff appearances (17).

BRONCOS OVERALL RECORD BY DECADE

Decade	W	L	T	Pct.	Playoff Berths	Win Rk.
1960s	39	97	4	.287	0	22nd
1970s	77	67	5	.535	3	T-8th
1980s	99	63	1	.610	5	4th
1990s	102	69	0	.596	5	T-5th
2000s	90	63	0	.588	4	T-6th
TOTALS	407	359	10	.531	17	7th

MOST OVERALL WINS, ORIGINAL AFL FRANCHISES

Team	W	L	T	Pct.	Playoff Berths	Super Bowls
1. Oakland Raiders	428	343	11	.555	21	3
2. Denver Broncos	407	359	10	.531	17	2
3. New England Patriots	400	367	9	.522	16	3
4. Kansas City Chiefs	385	363	12	.515	15	1
5. Tennessee Titans	375	391	6	.490	21	0
6. San Diego Chargers	373	380	11	.495	16	0
7. Buffalo Bills	361	400	8	.474	17	0
8. New York Jets	341	412	8	.453	12	1

BRONCOS' SUCCESS VS. NEW ENGLAND

Since 2001, when the Patriots won their first of three Super Bowls in four seasons, Denver owns the NFL's best overall record (5-2 / .714) against New England. The Broncos are the only team in the NFL with a winning record versus New England during that time (all games).

Denver is 4-2 versus New England in the regular season since 2001 and 1-0 against the club in the postseason, defeating the Patriots 27-13 in an AFC Divisional Playoff Game during the 2005 season.

During the Pat Bowlen era (since 1984), Denver is an NFL-best 16-4 (.800) against New England among teams with at least 10 games versus the Patriots.

BEST RECORDS VS. NEW ENGLAND, NFL, SINCE 2001 (regular season and postseason, min. 4 games)

Team	W	L	T	Pct.
1. Denver	5	2	0	.714
2. San Diego	3	4	0	.429
3. Miami	6	10	0	.375
4. Indianapolis	4	7	0	.364
5. Pittsburgh	2	5	0	.286

BEST RECORDS VS. NEW ENGLAND, NFL, SINCE 1984 (regular season and postseason, min. 10 games)

Team	W	L	T	Pct.
1. Denver	16	4	0	.800
2. Seattle	6	5	0	.545
3. Pittsburgh	9	8	0	.529
4. Miami	27	25	0	.519
5. Kansas City	5	5	0	.500



GAME INFORMATION

BRONCOS VS. PATRIOTS —
NOTABLE PERFORMANCES

CB CHAMP BAILEY — 7 tackles (6 solo), 1 INT, 1 FF (*Was. vs. N.E., 9/28/03*)... 1 INT (100 yds., the longest non-scoring interception return in NFL postseason history) (*Den. vs. N.E., 1/14/06*).

RB CORRELL BUCKHALTER — 4 kick returns for 87 yds. (21.7 yds., 33 LG) (*Phi. at N.E., 11/25/07*).

ILB ANDRA DAVIS — 11 tackles (8 solo) (*Cle. at N.E., 10/20/08*).

S BRIAN DAWKINS — 4 tackles (2 solo), 1 sack (19 yds.), 4 PBU, 1 FF, 1 FR (*Phi. vs. N.E., 12/19/99*)... 4 tackles (1 solo), 3 PBU (*Phi. at N.E., 11/25/07*).

OLB/DE ELVIS DUMERVIL — 8 tackles (5 solo), 2 sacks (15 yds.) (*Den. at N.E., 10/20/08*).

CB ANDRÉ GOODMAN — 2 PBU, 1 FR (*Mia. vs. N.E., 11/23/08*).

S RENALDO HILL — 4 solo tackles, 1 INT (17 yds.) (*Mia. vs. N.E., 11/23/08*).

P BRETT KERN — 5 punts for 243 yds. (48.6 avg.), 1 I20 (*Den. at N.E., 10/20/08*).

WR BRANDON MARSHALL — 6 receptions for 77 yds. (12.8 avg.) (*Den. at N.E., 10/20/08*).

WR EDDIE ROYAL — 9 receptions for 71 yds. (7.9 avg.) (*Den. at N.E., 10/20/08*).

QB CHRIS SIMMS — Completed 21-of-34 (61.8%) passes for 155 yards (*T.B. at N.E., 12/17/05*).

WR BRANDON STOKLEY — 4 receptions for 77 yds. (19.3 avg., 45 LG) and 1 TD (*Ind. at N.E., 9/9/04*)... 8 receptions for 74 yds. (8.0 avg.) (*Ind. at N.E., 1/16/05*).

DL MARCUS THOMAS — 7 tackles (5 solo) (*Den. at N.E., 10/20/08*).

ILB D.J. WILLIAMS — 10 tackles (7 solo), 2 PBU (*Den. at N.E., 9/24/06*)... 4 tackles (3 solo), 2 PBU (*Den. vs. N.E., 10/16/05*)... 15 tackles (13 solo), 0.5 sack (4 yds.) (*Den. at N.E., 10/20/08*).

BRONCOS ONE OF FIVE UNDEFEATED TEAMS

The Broncos are one of five NFL teams with an undefeated record and join the Colts as the only AFC squads 4-0 entering Week 5.

Denver is 4-0 for the first time in six seasons and for the sixth time in club annals.

UNDEFEATED TEAMS, NFL, 2009

Team	Division	Record	Score Dif.	This Week
Denver	AFC West	4-0	+53 (79-26)	vs. N.E.
Indianapolis	AFC South	4-0	+44 (106-62)	at Ten.
Minnesota	NFC North	4-0	+38 (118-80)	at Stl.
New Orleans	NFC South	4-0	+78 (144-66)	Bye
N.Y. Giants	NFC East	4-0	+43 (107-64)	vs. Oak.

4-0 STARTS IN BRONCOS HISTORY

Year	Started	Final Record	Postseason
1977	6-0	12-2	Super Bowl XII
1986	6-0	11-5	Super Bowl XXI
1997	6-0	12-4	Super Bowl XXXII (W)
1998	13-0	14-2	Super Bowl XXXIII (W)
2003	4-0	10-6	Wild Card Game
2009	4-0	TBD	TBD

BRONCOS ALL-TIME YEAR-BY-YEAR RECORDS

YEAR	PRESEASON	REG. SEASON	PLAYOFFS
1960	.0-5	.4-9-1	.0-0
1961	.1-4	.3-11	.0-0
1962	.2-2	.7-7	.0-0
1963	.2-3	.2-11-1	.0-0
1964	.2-3	.2-11-1	.0-0
1965	.1-4	.4-10	.0-0
1966	.1-3	.4-10	.0-0
1967	.3-1	.3-11	.0-0
1968	.1-4	.5-9	.0-0
1969	.1-4	.5-8-1	.0-0
1970	.3-2	.5-8-1	.0-0
1971	.1-4	.4-9-1	.0-0
1972	.2-3	.5-9	.0-0
1973	.2-3	.7-5-2	.0-0
1974	.4-2	.7-6-1	.0-0
1975	.3-3	.6-8	.0-0
1976	.5-2	.9-5	.0-0
1977	.5-1	.12-2	.2-1 (S.B. loss)
1978	.2-2	.10-6	.0-1
1979	.3-1	.10-6	.0-1
1980	.2-2	.8-8	.0-0
1981	.2-2	.10-6	.0-0
1982	.4-0	.2-7	.0-0
1983	.3-1	.9-7	.0-1
1984	.3-1	.13-3	.0-1
1985	.2-2	.11-5	.0-0
1986	.2-2	.11-5	.2-1 (S.B. loss)
1987	.3-2	.10-4-1	.2-1 (S.B. loss)
1988	.3-1	.8-8	.0-0
1989	.2-2	.11-5	.2-1 (S.B. loss)
1990	.3-2	.5-11	.0-0
1991	.2-3	.12-4	.1-1
1992	.1-4	.8-8	.0-0
1993	.2-2	.9-7	.0-1
1994	.2-3	.7-9	.0-0
1995	.3-2	.8-8	.0-0
1996	.3-1	.13-3	.0-1
1997	.3-2	.12-4	.4-0 (S.B. win)
1998	.3-1	.14-2	.3-0 (S.B. win)
1999	.3-2	.6-10	.0-0
2000	.4-0	.11-5	.0-1
2001	.3-1	.8-8	.0-0
2002	.3-1	.9-7	.0-0
2003	.3-1	.10-6	.0-1
2004	.2-3	.10-6	.0-1
2005	.4-0	.13-3	.1-1
2006	.3-1	.9-7	.0-0
2007	.2-2	.7-9	.0-0
2008	.2-2	.8-8	.0-0
2009	.1-3	.4-0	.0-0
TOTAL	.122-107 (.533)	.390-344-10 (.531)	.17-15 (.531)



GAME INFORMATION

ORTON IN OCTOBER

During his five-year NFL career, Broncos quarterback Kyle Orton has proven to be one of the league's best passers in October.

Among active players, he owns the best touchdown-to-interception ratio (12-to-1) and the sixth-best passer rating (97.7) in the league in October.

BEST CAREER TD-TO-INT RATIO IN OCTOBER, NFL, ACTIVE PLAYERS (min. 200 att.)

Player	Att.	TDs	INTs	Ratio
1. Kyle Orton, Den./Chi.	249	12	1	12.00
2. David Garrard, Jac.	256	11	2	5.50
3. Philip Rivers, S.D.	374	25	6	4.17
4. Tom Brady, N.E.	972	59	18	3.28
5. Derek Anderson, Cle.	234	13	4	3.25

BEST PASSER RATING IN OCTOBER, NFL, ACTIVE PLAYERS (min. 200 att.)

Player	Att.	Comp.	Pct.	Yds.	TD	INT	Rtg.
1. Philip Rivers, S.D.	374	239	63.9	3017	25	6	104.5
2. Ben Roethlisberger, Pit.	488	336	68.9	4059	32	17	101.5
3. Kurt Warner, Ari.	717	487	67.9	5676	40	17	100.4
4. David Garrard, Jac.	256	170	66.4	1847	11	2	98.6
5. Peyton Manning, Ind.	1434	942	65.7	11158	86	38	98.2
6. Kyle Orton, Den./Chi.	249	155	62.2	1755	12	1	97.7

NEW ADDITIONS TO DENVER ROSTER

The Broncos' current roster features 30 players in their first season with the club. That total accounts for 52.6 percent of their total roster including players on reserve lists (30-of-57).

Nine players selected in the 2009 NFL Draft, one rookie college free agent, three players acquired via trade and 17 free agents comprise Denver's 30 new players.

PLAYERS IN THEIR FIRST SEASON WITH THE BRONCOS

How Acquired	Total
2009 NFL Draft	9
Rookie College Free Agent	1
Trade	3
Free Agency	17
TOTALS	30

2009 NFL REGULAR SEASON STANDINGS

AFC East

Team	W	L	T	Pct	PF	PA	Home	Road	Div	AFC	NFC
NYJ	3	1	0	.750	74	57	2-0	1-1	1-0	3-0	0-1
N.E.	3	1	0	.750	87	71	3-0	0-1	1-1	2-1	1-0
Mia.	1	3	0	.250	81	79	1-1	0-2	1-0	1-2	0-1
Buf.	1	3	0	.250	74	110	1-1	0-2	0-2	0-2	1-1

AFC North

Team	W	L	T	Pct	PF	PA	Home	Road	Div	AFC	NFC
Bal.	3	1	0	.750	124	80	2-0	1-1	1-0	3-1	0-0
Cin.	3	1	0	.750	84	76	1-1	2-0	2-0	2-1	1-0
Pit.	2	2	0	.500	85	78	2-0	0-2	0-1	2-1	0-1
Cle.	0	4	0	.000	49	118	0-2	0-2	0-2	0-3	0-1

AFC South

Team	W	L	T	Pct	PF	PA	Home	Road	Div	AFC	NFC
Ind.	4	0	0	1.000	106	62	2-0	2-0	1-0	2-0	2-0
Jac.	2	2	0	.500	97	86	1-1	1-1	2-1	2-1	0-1
Hou.	2	2	0	.500	94	92	1-2	1-0	1-1	2-2	0-0
Ten.	0	4	0	.000	75	108	0-1	0-3	0-2	0-4	0-0

AFC West

Team	W	L	T	Pct	PF	PA	Home	Road	Div	AFC	NFC
Den.	4	0	0	1.000	79	26	2-0	2-0	1-0	3-0	1-0
S.D.	2	2	0	.500	101	102	1-1	1-1	1-0	2-2	0-0
Oak.	1	3	0	.250	42	86	0-2	1-1	1-2	1-3	0-0
K.C.	0	4	0	.000	64	112	0-2	0-2	0-1	0-2	0-2

NFC East

Team	W	L	T	Pct	PF	PA	Home	Road	Div	AFC	NFC
NYG	4	0	0	1.000	107	64	1-0	3-0	2-0	1-0	3-0
Phi.	2	1	0	.667	94	72	1-1	1-0	0-0	1-0	1-1
Dal.	2	2	0	.500	96	78	1-1	1-1	0-1	0-1	2-1
Was.	2	2	0	.500	56	62	2-0	0-2	0-1	0-0	2-2

NFC North

Team	W	L	T	Pct	PF	PA	Home	Road	Div	AFC	NFC
Min.	4	0	0	1.000	118	80	2-0	2-0	2-0	1-0	3-0
Chi.	3	1	0	.750	105	78	2-0	1-1	1-1	1-0	2-1
G.B.	2	2	0	.500	104	93	1-1	1-1	1-1	0-1	2-1
Det.	1	3	0	.250	83	134	1-1	0-2	0-2	0-0	1-3

NFC South

Team	W	L	T	Pct	PF	PA	Home	Road	Div	AFC	NFC
N.O.	4	0	0	1.000	144	66	2-0	2-0	0-0	2-0	2-0
Atl.	2	1	0	.667	57	53	2-0	0-1	1-0	1-1	1-0
Car.	0	3	0	.000	37	87	0-1	0-2	0-1	0-0	0-3
T.B.	0	4	0	.000	54	107	0-2	0-2	0-0	0-1	0-3

NFC West

Team	W	L	T	Pct	PF	PA	Home	Road	Div	AFC	NFC
S.F.	3	1	0	.750	102	53	2-0	1-1	3-0	0-0	3-1
Ari.	1	2	0	.333	57	68	0-2	1-0	0-1	1-1	0-1
Sea.	1	3	0	.250	74	82	1-1	0-2	1-1	0-1	1-2
Stl.	0	4	0	.000	24	108	0-1	0-3	0-2	0-0	0-4



OFFENSIVE NOTES

BRONCOS OFFENSIVE NOTES

QUICKLY:

* - **Mike McCoy** is Denver's offensive coordinator/quarterbacks coach and joined the club after spending the previous nine seasons in Carolina, where he most recently was its passing game coordinator/quarterbacks coach from 2007-08.

* - **TE Daniel Graham, QB Kyle Orton** and **C Casey Wiegmann** are Denver's offensive captains.

* - In 44 offensive possessions, the Broncos have turned the ball just twice (two fumbles). That is the lowest total in the AFC and ties for the lowest in the NFL (San Francisco).

* - Denver is seventh in the NFL in yards per play (5.8) and ninth in yards per game (365.0).

* - **Orton** is 7-1 in his last eight starts dating back to last year for an .875 winning percentage that is the second best in the NFL among quarterbacks. His 25-12 (.676) career record as a starter is third among active QBs, and his 17-2 (.895) career home record is the best by a passer since the 1970 merger.

* - **Orton** has not thrown an interception in his last 156 pass attempts dating back to last year for the longest active streak in the NFL. He is the only quarterback who has started each of his team's games to not be intercepted, and his 97.7 passer rating ranks ninth in the league.

* - **WR Brandon Marshall's** 51-yard touchdown reception with 1:46 to play last week vs. Dallas was the Broncos' second game-winning passing score of greater than 50 yards in the final two minutes of a game this year.

* - **WR Brandon Stokley's** 87-yard touchdown reception in the opener at Cincinnati was the longest game-winning touchdown from scrimmage in the final minute of the fourth quarter of a game in NFL history.

* - The Broncos have seven players with at least six receptions and are led by **Marshall** (16-219, 13.7 avg., 2 TDs) and **WR Jabar Gaffney** (11-154, 14.0 avg.).

* - **Marshall**, a 2008 Pro Bowl selection, is third in the NFL in receptions (222) and fourth in the league in receiving yards (2,809) since 2007.

* - **RB Correll Buckhalter** leads the league in yards per rush (7.2 / 37-267, 1 TD), helping Denver rank fourth in the NFL in rushing (148.0 ypg.).

* - **RB Knowshon Moreno** leads all NFL rookies in rushing yards (249). He is the only rookie in the NFL with a rushing and receiving score.

* - According to Stats Inc., **LT Ryan Clady** owns the longest active streak among NFL starting tackles of not allowing a full sack (all 20 career games). That 20-game streak is the longest streak to begin a career by a starting tackle since Stats Inc. began tracking sacks allowed in 1994.

* - **C Casey Wiegmann**, a 2008 Pro Bowl selection, has started his last 131 games for the second-longest active streak among NFL offensive linemen. He has the league's longest consecutive snaps streak (8,296), which dates back to 2001.

* - Since 2008, the Broncos rank third in the NFL in sack percentage per pass play (2.4 / 18-755) and fourth in total sacks allowed (18).

* - **WR Eddie Royal** led all NFL rookies in receptions (91), receiving yards (980), receiving touchdowns (5) and combined yards (1,829) as a rookie in 2008. His 91 receptions were the second most by a rookie in NFL history.

* - **Royal** needs one catch to reach 100 for his career, tying for the third fastest in league annals (20 games) to that mark.

* - **TE Tony Scheffler** led all NFL tight ends in yards per reception last year, averaging a club-record (TEs) 16.1 yards (40-645). Since entering the league in 2006, he leads all league tight ends in yards per reception (13.7).

DENVER TIES FOR NFL LEAD IN TURNOVER RATIO; TIED FOR SECOND IN FEWEST GIVEAWAYS

Through four games, the Broncos own the AFC's best turnover ratio with a +7 mark that ties for the best mark in the NFL. Denver has turned the ball over only three times (one fumble on a kickoff return and two fumbles on offense) while posting 10 takeaways (6 interceptions, 4 fumbles).

The Broncos' three giveaways tie for the third-lowest total in the NFL. Denver is the only team in the NFL that has yet to throw an interception.

BEST TURNOVER RATIO, NFL, 2009

Team	Take	Give	Ratio
1. Denver	10	3	+7
Green Bay	10	3	+7
New Orleans	13	6	+7
4. Minnesota	8	3	+5
San Francisco	7	2	+5

FEWEST GIVEAWAYS, NFL, 2009

Team	INTs	FUM	Tot.
1. San Francisco	1	1	2
2. Denver	0	3	3
Atlanta	1	2	3
Green Bay	1	2	3
Minnesota	1	2	3
New England	2	1	3

NOTES FROM DENVER'S LAST FIVE GAMES VS. NEW ENGLAND

at NEW ENGLAND 41, DENVER 7 (Oct. 20, 2008)

Broncos rookie WR Eddie Royal ties his own club single-game rookie record for the third time with nine receptions (71 yds., 7.9 avg.)... Denver's six sacks are the most in a game since posting six sacks at San Diego on 12/31/05.

DENVER 17, at NEW ENGLAND 7 (Sept. 24, 2006)

The Broncos become the first team since 1942 to not allow a touchdown in 11 consecutive quarters to start the season after not surrendering a touchdown through 175 minutes and 57 seconds... Denver's streak without allowing a touchdown ends when Patriots QB Tom Brady connected with WR Doug Gabriel for an 8-yard touchdown pass with 9:13 to play.

at DENVER 27, NEW ENGLAND 13 (Jan. 14, 2006 - AFC Div.)

The Broncos advance to their seventh AFC Championship game and snap the Patriots' NFL-record 10-game postseason winning streak... Broncos CB Champ Bailey records the longest non-scoring INT return (100 yds.) that ranks as the second-longest interception return in NFL postseason history.

DENVER 28, at NEW ENGLAND 20 (Oct. 16, 2005)

The Broncos outscore the two-time defending Super Bowl champions 21-0 in the second quarter... Denver ties an NFL record and extends a club mark after not losing a turnover in four consecutive games.

NEW ENGLAND 30, at DENVER 26 (Nov. 3, 2003)

The Broncos take a 24-20 lead into the fourth quarter but are outscored 10-2 (safety) in the final period on *Monday Night Football*... Broncos CB Delfino O'Neal returns a third-quarter punt 57 yards for a touchdown.



OFFENSIVE NOTES

ORTON HAS HISTORY OF WINNING

Kyle Orton, who joined the Broncos on April 2 in a trade from Chicago, compiled a 21-12 (.636) record as a starter during his first four NFL seasons with the Bears from 2005-08. He guided the Bears to a winning season in each of his two years as a full-time starter, including the 2005 campaign when he registered a 10-5 record in 15 starts for a Chicago team that won the NFC North title. Last year, Orton was 9-6 in his 15 starts with the Bears.

Including a 4-0 record as a starter this year with the Broncos, Orton ranks third among active NFL quarterbacks in career winning percentage (.676 / 25-12-0) among those with at least 25 starts. His 97.7 passer rating this season is the ninth best in the league.

BEST OVERALL WINNING PERCENTAGE BY A QB, NFL, ACTIVE PLAYERS

(min. 25 starts)

Player	W	L	T	Pct.
1. Tom Brady, N.E.	90	25	0	.783
2. Ben Roethlisberger, Pit.	53	22	0	.707
3. Kyle Orton, Den.	25	12	0	.676
4. Tony Romo, Dal.	29	14	0	.674
5. Philip Rivers, S.D.	35	17	0	.673
6. Peyton Manning, Ind.	121	59	0	.672
7. Donovan McNabb, Phi.	83	45	1	.647

KYLE ORTON, CAREER YEAR-BY-YEAR

Year	Team	GP/GS	Att.	Comp.	Pct.	Yds	TD	INT	Rtg.
2005	Chicago	15/15	368	190	51.6	1,869	9	13	59.7
2006	Chicago	0/0	0	0	0.0	0	0	0	0.0
2007	Chicago	3/3	80	43	53.8	478	3	2	73.9
2008	Chicago	15/15	465	272	58.5	2,972	18	12	79.6
2009	Denver	4/4	117	69	59.0	906	5	0	97.7
TOTALS		37/37	1,030	574	55.7	6,225	35	27	74.1

ORTON: 7-1 IN LAST EIGHT STARTS

Dating back to last year in Chicago, Broncos quarterback Kyle Orton is 7-1 in his previous eight starts. That is the second-best winning percentage (.875) among starting quarterbacks in the NFL during that period.

BEST OVERALL WINNING PERCENTAGE BY A QB, NFL, SINCE WEEK 14 OF 2008 SEASON

(min. 5 starts)

Player	W	L	T	Pct.
1. Peyton Manning, Ind.	8	0	0	1.000
2. Kyle Orton, Den./Chi.	7	1	0	.875
3. Donovan McNabb, Phi.	4	1	0	.800
4. Drew Brees, N.O.	6	2	0	.750
Joe Flacco, Bal.	6	2	0	.750
Shaun Hill, S.F.	6	2	0	.750
Philip Rivers, S.D.	6	2	0	.750

ORTON BEGINS BRONCOS CAREER ON HISTORIC NOTE

Kyle Orton this year became only the second player in the NFL since 1960 to throw at least one touchdown and no interceptions in each of his first four starts with a team. He also became one of just four players to accomplish this feat through his initial three games with a team.

LONGEST STREAKS OF AT LEAST 1 TD PASS AND NO INTS IN FIRST STARTS WITH A TEAM, NFL, SINCE 1960

Player	Year	Games
1. Kyle Orton, Den.	2009	4
John Hadl, L.A. Rams	1973	4
3. Steve Beuerlein, Dallas	1991	3
Jim Plunkett, L.A. Raiders	1980	3

ORTON: BEST HOME QB SINCE 1970 MERGER

Kyle Orton's .895 career winning percentage (17-2) at home as a starter is the best by a quarterback since the 1970 NFL merger (min. 15 starts).

BEST HOME WINNING PCT. BY A QB, NFL, SINCE 1970 MERGER (min. 15 starts)

Player	Years	W	L	T	Pct.
1. Kyle Orton, Den./Chi.	2005-Pres.	17	2	0	.895
2. Steve Bono,					
Car./Stl./G.B./K.C./S.F./Pit./Min.	1985-99	17	3	0	.850
3. Terry Bradshaw, Pit.	1970-83	67	12	0	.848
4. Tom Brady, N.E.	2001-Pres.	49	10	0	.831
5. Roger Staubach, Dal.	1969-79	48	10	0	.828

ORTON IN THE RED ZONE

Kyle Orton has proven to be one of the league's most productive quarterbacks in the red zone. Among active quarterbacks, he is fifth in the NFL in touchdown-to-interception ratio (12.5 / 25-2) in the red zone since entering the league in 2005.

BEST TD-TO-INT RATIO IN THE RED ZONE, NFL, ACTIVE PLAYERS, 2005-PRES. (min. 100 att.)

Player	Att.	TDs	INTs	Ratio
1. Tom Brady, N.E.	273	74	2	37.00
2. Philip Rivers, S.D.	222	53	2	26.50
3. Kerry Collins, Ten./Oak.	150	22	1	22.00
4. Marc Bulger, Stl.	182	41	3	13.67
5. Kyle Orton, Den./Chi.	122	25	2	12.50



OFFENSIVE NOTES

BRONCOS/PATRIOTS CONNECTIONS

Former Broncos: NE Head Coach **Bill Belichick** (1978)... NE Special Teams Coach **Scott O'Brien** (2007-08)... **Former Patriots:** DEN Head Coach **Josh McDaniels** (2001-08)... DEN WR **Jabar Gaffney** (2006-08)... DEN TE **Daniel Graham** (2002-06)... DEN OL **Russ Hochstein** (2002-08)... DEN LS **Lonie Paxton** (2000-08)... DEN DL **Le Kevin Smith** (2006-08)... DEN RB **LaMont Jordan** (2008)... DEN T **Brandon Gorin** (2003-05)... **From Denver Area:** NE CB **Terrence Wheatley**: Colorado (2003-07)... **From Boston Area:** DEN DL **Chris Baker** (Windsor, Conn.): Windsor High School... **College Connections:** DEN LBs Coach **Don Martindale**/NE DC **Dean Pees**: Notre Dame (1994)... DEN Coaching Assistant **Ben McDaniels/Pees**: Kent State (1999-2001)... DEN DL Coach **Wayne Nunnely/S. O'Brien**: Nevada-Las Vegas (1983-85)... DEN T **Ryan Harris**/NE TE **Shane Waldron**: Notre Dame (2005-06)... DEN OLB/DE **Robert Ayers**/NE LB **Jerod Mayo**: Tennessee (2004-07)... S **Renaldo Hill**/ **Pees**: Michigan State (1997)... **Gorin**/NE TE **Matt Light**: Purdue (1997-2000)... **Pro Connections:** DEN OC **Mike McCoy**: S. O'Brien (CAR 2000-04)... DEN DC **Mike Nolan**: NE LB **Tully Banta-Cain** (SF 2007-08); NE LB **Adalius Thomas** (BAL 2001-04)... DEN QB **Chris Simms**: NE WR **Joey Galloway** (TB 2004-07).

ORTON PROTECTING THE BALL

Kyle Orton is the only quarterback in the NFL to not throw an interception among those who have started every one of their team's games. Dating back to last season in Chicago, he has not thrown an interception in his last 156 pass attempts for the longest active streak in the NFL.

The passer also has not been intercepted in five consecutive games with that streak beginning in the Bears' 2008 season finale.

For his five-year NFL career, Orton's longest streak of consecutive passes without an interception stands at 205 attempts, which he accomplished last season with Chicago (Sept. 28-Nov. 30, 2008) to set a club record. His personal best for consecutive games without an interception is six, which he set last season with Chicago (Oct. 5-Nov. 23, 2008).

LOWEST INTERCEPTION PERCENTAGE, NFL, 2009

Player	Att.	INTs	Pct.
1. Kyle Orton, Den.	117	0	0.0
Marc Bulger, Stl.	68	0	0.0
3. David Garrard, Jac.	138	1	0.7
4. Aaron Rodgers, G.B.	127	1	0.8
5. Brett Favre, Min.	125	1	0.8

CONSECUTIVE PASS ATTEMPTS WITHOUT AN INTERCEPTION, NFL, ACTIVE STREAKS

Player	Att.
1. Kyle Orton, Den.	156
2. Tom Brady, N.E.	109
3. Marc Bulger, Stl.	100
4. Drew Brees, N.O.	78

ORTON SITUATIONAL RECORD AS A STARTER

Below is a look at Kyle Orton's career situational record as a starting quarterback. He owns a 25-12 (.676) record as a starter for his five-year NFL career.

KYLE ORTON CAREER SITUATIONAL RECORD AS A STARTING QB

Throws 0 TD passes	6-7	on Sunday	23-11
Throws 1+TD passes	18-5	on Monday	1-1
Throws 2+TD passes	7-3	on Thursday	1-0
Throws 3+TD passes	1-0	on Saturday	0-0
Throws 4+TD passes	0-0	in September	6-4
Throws for <200 yds.....	18-8	in October	6-2
Throws for 200+yds.....	7-4	in November	6-2
Throws for 300+yds.....	1-0	in Dec./Jan.	7-4
Was not intercepted	14-7	at home	17-2
Was intercepted	11-5	on road	8-10
Was not sacked	5-1	in division	10-4
Was sacked.....	20-11	in conference	21-8
Posts 100+rating	6-0	out of conference ...	4-4

ORTON, STOKLEY COMBINE FOR HISTORIC PLAY

Trailing 7-6 with 28 seconds left to play in their season opener at Cincinnati on Sept. 13, Kyle Orton's pass intended for wide receiver Brandon Marshall was tipped by Bengals cornerback Leon Hall into the hands of Denver wide receiver Brandon Stokley.

Stokley raced 62 yards down the left sideline for the game-winning score. ***In all, the 87-yard touchdown marked the longest game-winning touchdown from scrimmage in the final minute of the fourth quarter of a game in NFL history.***

The play also tied for the eighth-longest touchdown pass in Broncos history and is the longest pass play in the league this year.

LONGEST TOUCHDOWN PASSES, BRONCOS HISTORY

Players	Yards	Game
1. George Shaw to Jerry Tarr	97	at Bos., 9/21/62
2. Frank Tripucka to Al Frazier	96	at Buf., 9/15/62
3. Craig Morton to Steve Watson	95	vs. Det., 10/11/81
4. Jay Cutler to Eddie Royal	93	at Cle., 11/6/08
Craig Morton to Steve Watson	93	vs. S.D., 9/27/81
6. Charley Johnson to Rick Upchurch	90	vs. K.C., 9/21/75
John McCormick to Bob Scarpitto	90	vs. Hou., 10/17/65
8. Kyle Orton to Brandon Stokley	87	at Cin., 9/13/09
Frank Tripucka to Al Frazier	87	vs. S.D., 11/12/61

LONGEST TOUCHDOWN PASSES, NFL, 2009

Players	Yards	Game
1. K. Orton to B. Stokley, Den.	87t	at Cin., 9/13/09
2. P. Rivers to D. Sproles, S.D.	81t	vs. Bal., 9/20/09
3. P. Manning to D. Clark, Ind.	80t	at Mia., 9/21/09
T. Romo to P. Crayton, Dal.	80t	at T.B., 9/13/09



OFFENSIVE NOTES

OFFENSIVE LINE AMONG LEAGUE'S BEST SINCE 2008

The Broncos return all five starters along their offensive line who last season helped the team tie for the NFL-low in sacks allowed with a franchise-record 12. Denver also posted the lowest sack percentage per pass play (1.9 / 12-632) in club annals as well as in the league for the year.

Several members of the unit earned individual awards last season. Veteran center Casey Wiegmann was named to his first Pro Bowl while rookie left tackle Ryan Clady was a second-team All-Pro (Associated Press) and finished third in AP Offensive Rookie of the Year voting. First-year starter Ryan Harris was named to *Sports Illustrated's* All-Pro team (Peter King) for his work at right tackle.

Veteran left guard Ben Hamilton and right guard Chris Kuper, who was the only 16-game starting guard to not allow a sack (0.0) in 2008 according to Stats Inc., also enjoyed strong seasons.

Since 2008, the Broncos are third in the NFL in sack percentage per pass play (2.4%) and fourth in the league in sacks allowed (18). The unit has given up six sacks in 123 pass plays (4.9%) this year.

LOWEST SACK PERCENTAGE PER PASS PLAY, NFL, 2008-Pres.

Team	Sacks	Plays	Pct.
1. Indianapolis	738	16	2.2
2. New Orleans	782	17	2.2
3. Denver	755	18	2.4
4. Tennessee	623	17	2.7
5. Philadelphia	749	26	3.5

FEWEST SACKS ALLOWED, NFL, 2008-Pres.

Team	Sacks
1. Indianapolis	16
2. New Orleans	17
Tennessee	17
4. Denver	18
5. Atlanta	19

OFFENSIVE LINE PROVIDES PASS PROTECTION

Renowned for its ability to clear the way for a dominant rushing attack, the Broncos' offensive line also has been one of the NFL's best at pass protection recently. Since 2003, Denver is second in the NFL in fewest sacks allowed with 144. Offensive Line Coach Rick Dennison has instructed that unit since 2001.

FEWEST SACKS ALLOWED, NFL, SINCE 2003

Team	Sacks	Yards
1. Indianapolis	107	643
2. Denver	144	876
3. Green Bay	157	1,080
4. San Diego	168	1,131
5. New Orleans	174	1,050

CLADY OWNS NFL'S LONGEST ACTIVE STREAK WITHOUT ALLOWING A FULL SACK AMONG TACKLES

Second-year left tackle Ryan Clady has yet to allow a full sack in his 20 career games started, according to Stats Inc. That streak ties for the ninth-longest among starting tackles since Stats Inc. began tracking sacks in 1994 and is the longest active streak in the league.

Clady's streak of not allowing a full sack also is the longest such streak to begin a career. This season, he has yet to allow a sack while playing all 250 offensive snaps.

MOST CONSECUTIVE STARTS AT TACKLE WITHOUT ALLOWING A FULL SACK, NFL, SINCE 1994 (Stats Inc.)

Player	Starts	Dates
1. Jason Fabini, NYJ	32	11/22/98-9/9/01
2. Walter Jones, Sea.	31	11/30/03-11/20/05
3. Matt Lepsis, Den.	29	10/31/04-10/9/06
4. Mark Tauscher, G.B.	26	10/3/05-9/16/07
5. Adam Meadows, Ind.	24	9/13/98-11/28/99
6. Wayne Gandy, Pit.	23	10/10/99-11/19/00
7. Andy Heck, Chi.	22	11/27/94-9/2/96
8. Ryan Diem, Ind.	21	10/8/06-11/18/07
9. Ryan Clady, Den.	20	9/8/08-Pres.
Michael Roos, Ten.	20	11/20/05-12/10/06
Victor Riley, K.C.	20	1/2/00-9/30/01
James Brown, Mia.	20	9/6/98-10/10/99
Jeff Criswell, K.C./NYJ	20	9/4/94-11/10/96

CLADY ENJOYS STRONG ROOKIE YEAR

Selected by the Broncos with the 12th overall pick in the 2008 NFL Draft from Boise State University, Ryan Clady enjoyed one of the best rookie seasons by an offensive lineman in recent NFL history.

The left tackle finished third in Associated Press Offensive Rookie of the Year voting and was the only 16-game starting tackle in the NFL to not allow a full sack (0.5) according to Stats Inc. He also joined Miami's Jake Long and Houston's Duane Brown as one of just three rookies in the league to start every game at left tackle en route to playing all 1,019 offensive snaps.

Clady was called for just three penalties (2 false start, 1 holding) in 2008.

FEWEST SACKS ALLOWED AMONG 16-GAME STARTERS AT TACKLE, NFL, 2008 (Stats Inc.)

Player	Pos.	GP	GS	Sacks
1. Ryan Clady, Den.	LT	16	16	0.5
2. Michael Roos, Ten.	LT	16	16	1.0
3. Ryan Diem, Atl.	RT	16	16	1.5
Jon Stinchcomb, N.O.	RT	16	16	1.5

2008 AP NFL OFFENSIVE ROOKIE OF THE YEAR VOTING

Player	Pos.	Votes
1. Matt Ryan, Atl.	QB	44
2. Chris Johnson, Ten.	RB	3
3. Ryan Clady, Den.	T	2
4. Matt Forte, RB	RB	1



OFFENSIVE NOTES

WIEGMANN OWNS IMPRESSIVE START STREAK

Coming off his first Pro Bowl appearance in 2008, Broncos center Casey Wiegmann owns the longest start/games played streak (131 games) of any center in the NFL. That streak also represents the second-longest in the NFL among all offensive linemen.

Wiegmann's streak began in 2001 with the Chiefs. Most impressively, the center has taken every possible regular season and postseason offensive snap (8,296) since 2001 for the longest streak in the NFL.

LONGEST ACTIVE CONSECUTIVE GAMES STARTED STREAKS, NFL OFFENSIVE LINEMEN

Player	Pos.	Starts	Years
1. Jeff Backus, Det.	T	132	2001-Pres.
2. Casey Wiegmann, Den./K.C.	C	131	2001-Pres.
3. Alan Faneca, NYJ/Pit.	G	116	2002-Pres.
4. Todd McClure, Atl.	C	115	2002-Pres.

LONGEST ACTIVE CONSECUTIVE GAMES STARTED STREAKS, NFL CENTERS

Player	Starts	Years
1. Casey Wiegmann, Den./K.C.	131	2001-Pres.
2. Todd McClure, Atl.	115	2002-Pres.
3. Olin Kreutz, Chi.	106	2002-Pres.

ROYAL FAST APPROACHING BRONCOS INITIAL TWO-YEAR RECEIVING TOTALS

After posting 91 receptions and 980 receiving yards as a rookie in 2008, Broncos wide receiver Eddie Royal is quickly approaching the franchise's best reception and receiving yardage totals through a player's first two professional seasons with the team (rookie through second year). Royal currently stands at 99 catches for 1,038 yards in his career.

Both of those records are held by Brandon Marshall, who had 122 catches and 1,634 receiving yards through his first two seasons (2006-07).

MOST RECEPTIONS BY A PLAYER THROUGH HIS FIRST TWO PRO SEASONS WITH BRONCOS, TEAM HISTORY

Player	Years	Yr. 1	Yr. 2	Total
1. Brandon Marshall, WR	2006-07	20	102	122
2. Eddie Royal, WR	2008-09	91	8	99
3. Vance Johnson, WR	1985-86	51	31	82

MOST RECEIVING YARDS BY A PLAYER THROUGH HIS FIRST TWO PRO SEASONS WITH BRONCOS, TEAM HISTORY

Player	Years	Yr. 1	Yr. 2	Total
1. Brandon Marshall, WR	2006-07	309	1,325	1,634
2. Ricky Nattiel, WR	1987-88	630	574	1,204
3. Mark Jackson, WR	1986-87	738	436	1,174
4. Ashley Lelie, WR	2002-03	525	628	1,153
5. Vance Johnson, WR	1985-86	721	363	1,084
6. Eddie Royal, WR	2008-09	980	58	1,038

ROYAL RULES IN ROOKIE YEAR

Broncos second-year wide receiver Eddie Royal posted the second-most receptions (91) by a rookie in NFL history in 2008 and also set club records for receptions, receiving yards (980) and receiving touchdowns (5).

Royal's 91 grabs ranked seventh among all players in the league in 2008. In addition, he led all rookies and ranked sixth in the NFL in combined yardage (1,829 / 109 rush, 980 rec., 600 KR, 140 PR) last year. That total was the third best by a rookie in club history.

MOST RECEPTIONS, NFL ROOKIES, 2008

Player	Rec.	Yds.	Avg.	LG	TDs
1. Eddie Royal, Den.	91	980	10.8	93t	5
2. Matt Forte, Chi.	63	477	7.6	19	4
DeSean Jackson, Phi.	62	912	14.7	60	2

MOST RECEPTIONS BY A ROOKIE, NFL HISTORY

Player	Year	Rec.	Yds.	Avg.	TDs
1. Anquan Boldin, Ari.	2003	101	1,377	13.6	8
2. Eddie Royal, Den.	2008	91	980	10.8	5
3. Terry Glenn, N.E.	1996	90	1,132	12.6	6
4. Reggie Bush, N.O.	2006	88	742	8.4	2
5. Earl Cooper, S.F.	1980	83	567	6.8	4

MOST RECEPTIONS IN A SEASON BY A ROOKIE, BRONCOS HISTORY

Player	Rec.	Yds.	Avg.	LG	TDs
1. Eddie Royal, 2008	91	980	10.8	93t	5
2. Vance Johnson, 1985	51	721	14.1	63t	3
3. Terrell Davis, 1995	49	367	7.5	31	1
4. Mark Jackson, 1986	38	738	19.4	53	1
Glyn Milburn, 1993	38	300	7.9	50	3

MARSHALL LOOKS FOR THIRD CONSECUTIVE 100-CATCH SEASON

Broncos wide receiver Brandon Marshall enters 2009 looking to become the first player in club history and only the third player in NFL annals (Herman Moore-3, Marvin Harrison-4) to post three consecutive 100-catch seasons. He joined Rod Smith (2000-01) as one of two players in Denver annals to have 100 receptions for two years in a row after posting 104 catches for 1,265 yards with six touchdowns in 2008 as a Pro Bowl starter.

Marshall's 104 catches last season ranked third in the league, and he was seventh in the NFL with 1,265 receiving yards. His reception total also was the second-best in club history, behind Rod Smith's 113 catches in 2001, while his receiving yardage output ranked fifth in team annals.

MOST RECEPTIONS, NFL, 2008

Player	Rec.	Yds.	Avg.	LG	TDs
1. Andre Johnson, Hou.	115	1,575	13.7	65	8
2. Wes Welker, N.E.	111	1,165	10.5	64	3
3. Brandon Marshall, Den.	104	1,265	12.2	47	6
4. Larry Fitzgerald, Ari.	96	1,431	14.9	78t	12
Tony Gonzalez, K.C.	96	1,058	11.0	35	10



OFFENSIVE NOTES

MOST RECEIVING YARDS, NFL, 2008

Player	Rec.	Yds.	Avg.	LG	TDs
1. Andre Johnson, Hou.	115	1,575	13.7	65	8
2. Larry Fitzgerald, Ari.	96	1,431	14.9	78t	12
3. Steve Smith, Car.	78	1,421	18.2	65t	6
4. Roddy White, Atl.	88	1,382	15.7	70t	7
5. Calvin Johnson, Det.	78	1,331	17.1	96t	12
6. Greg Jennings, G.B.	80	1,292	16.2	63	9
7. Brandon Marshall, Den.	104	1,265	12.2	47	6

MARSHALL AMONG LEAGUE'S BEST SINCE '07

Since 2007, Broncos wide receiver Brandon Marshall ranks third in the league in receptions (222) and is fourth in receiving yards (2,809). He is the only player in the NFL to post at least 100 receptions and 1,200 receiving yards in each of the last two years. In addition, his 1,068 yards after the catch since 2007 rank second in the league among wide receivers according to Stats Inc.

MOST RECEPTIONS, NFL, 2007-PRES.

Player	Rec.	Yds.	Avg.	TDs
1. Wes Welker, N.E.	241	2,481	10.3	11
2. T.J. Houshmandzadeh, Sea./Cin.	226	2,295	10.2	16
3. Brandon Marshall, Den.	222	2,809	12.7	15
4. Larry Fitzgerald, Ari.	213	3,021	14.2	24
5. Reggie Wayne, Ind.	212	3,054	14.4	19

MOST RECEIVING YARDS, NFL, 2007-PRES.

Player	Rec.	Yds.	Avg.	TDs
1. Reggie Wayne, Ind.	212	3,054	14.4	19
2. Larry Fitzgerald, Ari.	213	3,021	14.2	24
3. Randy Moss, N.E.	196	2,832	14.4	35
4. Brandon Marshall, Den.	222	2,809	12.7	15
5. Andre Johnson, Hou.	195	2,762	14.2	18

MOST YARDS AFTER THE CATCH AMONG WRS, NFL, 2007-PRES.

Player	Rec.	Yds.	YAC	Pct.
1. Wes Welker, N.E.	2,481	1,472	59.3%	
2. Brandon Marshall, Den.	2,809	1,068	38.0%	
3. Anquan Boldin, Ari.	2,062	1,035	50.2%	
4. Steve Smith, Car.	2,613	998	38.2%	
5. Roddy White, Atl.	2,703	892	33.0%	

STOKLEY LEADS NFL IN YARDS PER CATCH

Buoyed by his game-winning 87-yard touchdown reception at Cincinnati in the season opener, Broncos wide receiver Brandon Stokley leads the NFL in yards per reception (26.2 yds.) among players with at least five catches. He has caught six passes for 157 yards this year.

MOST YARDS PER RECEPTION, NFL, 2009

(min. 5 receptions)

Player	Rec.	Yds.	Avg.	LG	TDs
1. Brandon Stokley, Den.	6	157	26.2	87t	1
2. Donald Brown, Ind.	5	125	25.0	72	0
3. Greg Jennings, G.B.	11	240	21.8	53	1
4. DeSean Jackson, Phi.	12	259	21.6	71t	2
5. Pierre Garcon, Ind.	10	207	20.7	53t	2

SCHEFFLER STRETCHES FIELD

Since entering the league in 2006, Broncos tight end Tony Scheffler leads all NFL players at his position group with a 13.7 yards per reception average that ranks third in club history among tight ends. This year, he has caught six passes for 71 yards (11.8 avg.) with one touchdown.

In 2008, Scheffler led the NFL and set a Denver single-season record for reception average (16.1) by a tight end. He also set career highs for receptions (40) and receiving yards (645) last year.

MOST YARDS PER RECEPTION BY A TE, NFL, 2006-PRES.

Player	Rec.	Yds.	Avg.	LG	TDs
1. Tony Scheffler, Den.	113	1,551	13.7	72	13
2. Antonio Gates, S.D.	230	2,961	12.9	57t	28
3. Zach Miller, Oak.	111	1,368	12.3	63t	4
4. Billy Miller, Hou.	86	1,036	12.0	57	3
5. Benjamin Watson, N.E.	119	1,415	11.9	40	13

MOST YARDS PER RECEPTION BY A TE, CAREER, BRONCOS HISTORY

Player	Rec.	Yds.	Avg.	LG	TDs
1. Riley Odoms, 1972-83	396	5,755	14.5	48	41
2. Gene Prebola, 1961-63	100	1,419	14.2	57	4
3. Tony Scheffler, 2006-Pres.	113	1,551	13.7	72	13
4. Shannon Sharpe, 1990-99, '02-03	675	8,439	12.5	82t	55
5. Clarence Kay, 1984-92	193	2,136	11.1	34	13

BUCKHALTER DELIVERS

In his first season with the Broncos after signing with the club as an unrestricted free agent following eight years with the Eagles, Correll Buckhalter leads the NFL in yards per rush (7.2) among league qualifiers. He averaged 8.4 yards per rush (9-76, 1 TD) vs. Cleveland on Sept. 20 before averaging 7.7 yards per rush (14-108) en route to posting his fifth-career 100-yard rushing game at Oakland on Sept. 27.

Since 2007, he has averaged 5.4 yards per carry for the second-best mark in the league among players with at least 150 rushes. Buckhalter, who did not play in 2002, '04 and '05 due to injuries, owns three 20-yard runs this year and 20 for his NFL career.

Buckhalter also ranks 12th in the NFL in rushing yards (267) this year.

MOST YARDS PER RUSH, NFL, 2009

Player	Att.	Yds.	Avg.	LG	TDs
1. Correll Buckhalter, Den.	37	267	7.2	45t	1
2. Pierre Thomas, N.O.	33	212	6.4	34t	3
3. Chris Johnson, Ten.	69	434	6.3	91t	2
4. Frank Gore, S.F.	39	241	6.2	80t	3
5. Ray Rice, Bal.	49	295	6.0	50	1

MOST YARDS PER RUSH, NFL, 2007-PRES.

(min. 150 carries)

Player	Att.	Yds.	Avg.	LG	TDs
1. Jerious Norwood, Atl.	201	1115	5.5	67t	5
2. Correll Buckhalter, Den.	175	949	5.4	45t	7
3. DeAngelo Williams, Car.	458	2412	5.3	75	24
4. Chris Johnson, Ten.	320	1662	5.2	91t	11
5. Kevin Faulk, N.E.	161	834	5.2	41	3



OFFENSIVE NOTES

CORRELL BUCKHALTER 20-YARD RUNS, CAREER

Year	20-Yd. Runs
2001	4
2003	4
2006	1
2007	3
2008	5
2009	3
TOTALS	20

MORENO LEADS NFL ROOKIE RUSHERS AFTER OUTSTANDING COLLEGE CAREER

Selected by the Broncos with the 12th overall pick in the 2009 NFL Draft from the University of Georgia, Knowshon Moreno was one of the most productive running backs in the country during his two seasons playing for the Bulldogs.

He totaled the sixth-most rushing yards (2,734) in the country in two seasons at Georgia with that totaling leading the SEC. Through his first four NFL games, Moreno leads all NFL rookies in rushing with 249 yards on 60 carries (4.2 avg.) with one touchdown.

Moreno also is the only rookie in the NFL with a rushing and receiving score, and his two touchdowns this year tie for third in the league among rookies.

MOST RUSHING YARDS, NFL ROOKIES, 2009

Player	Att.	Yds.	Avg.	LG	TDs
1. Knowshon Moreno, Den.	60	249	4.2	17	1
2. LeSean McCoy, Phi.	34	148	4.4	15	1
3. Glen Coffee, S.F.	59	138	2.3	17	0
4. Donald Brown, Ind.	38	132	3.5	23	2
5. Beanie Wells, Ari.	16	71	4.4	17	0

MOST TOUCHDOWNS, NFL ROOKIES, 2009

Player	Rush	Rec.	Ret.	Tot.
1 Percy Harvin, Min.	0	2	1	3
Johnny Knox, Chi.	0	2	1	3
3. Knowshon Moreno, Den.	1	1	0	2
Donald Brown, Ind.	2	0	0	2

MOST RUSHING YARDS, NCAA, 2007-08

Player	Att.	Yds.	Avg.	LG	TDs
1. Javon Ringer, Mich. St.	635	3,084	4.9	80t	28
2. Donald Brown, UConn	537	2,904	5.4	75	26
3. Damion Fletcher, S. Miss.	514	2,899	5.6	69	25
4. LeSean McCoy, Pit.	584	2,816	4.8	64t	35
5. Beanie Wells, Ohio St.	481	2,806	5.8	65t	23
6. Knowshon Moreno, Ga.	498	2,734	5.5	80t	30

DENVER RUN GAME HAS TRADITION OF SUCCESS

The Broncos have gained a reputation for consistently being able to produce an effective rushing game. Since 1995, the club leads the NFL in total rushing yards (31,585 / 138.5 ypg.) while tying for the league lead in individual 1,000-yard rushing seasons (11).

This season, Denver ranks fourth in the league in rushing, averaging 148.0 yards per game.

MOST RUSHING YARDS PER GAME, NFL, 2009

Team	Att.	Yds.	Avg.	TDs	YPG
1. Miami	147	734	5.0	6	183.5
2. New Orleans	134	665	5.0	6	166.3
3. Dallas	110	655	6.0	6	163.8
4. Denver	127	592	4.7	3	148.0
5. Baltimore	118	586	5.0	7	146.5

MOST RUSHING YARDS, NFL, 1995-PRES.

Team	Att.	Yds.	Avg.	TDs	YPG
1. Denver	6,979	31,585	4.5	238	138.5
2. Pittsburgh	7,357	30,242	4.1	219	132.6
3. Minnesota	6,301	28,224	4.5	198	123.8
4. Jacksonville	6,602	28,105	4.3	233	123.3
5. Kansas City	6,617	28,090	4.2	252	123.2

MOST IND. 1,000-YARD RUSHING SEASONS, NFL, 1995-PRES.

Team	1,000-Yard Seasons
1. Denver	11
Indianapolis	11
N.Y. Jets	11
N.Y. Giants	11

MOST 100-YARD RUSHING GAMES SINCE 1995

The Broncos have totaled an NFL-best 96 individual 100-yard rushing games by a league-high 15 different players since 1995.

MOST INDIVIDUAL 100-YARD GAMES, NFL, 1995-PRES.

Team	100-yd. Games
1. Denver	96
2. Pittsburgh	93
3. Indianapolis	73
Minnesota	73
5. Seattle	70
6. Jacksonville	69
7. Kansas City	68
8. Dallas	67
N.Y. Jets	67
Washington	67

MOST DIFFERENT INDIVIDUAL 100-YARD RUSHERS, NFL, 1995-PRES.

Team	100-yd. Rushers
1. Denver	15
2. Carolina	13
3. Baltimore	12
Green Bay	12
Oakland	12



DEFENSIVE NOTES

BRONCOS DEFENSIVE NOTES

QUICKLY:

* - **Mike Nolan** is Denver's defensive coordinator and joined the club after serving as San Francisco's head coach during the last four seasons. He has 11 years experience as an NFL defensive coordinator with his units posting seven top-10 league rankings in takeaways.

* - **CB Champ Bailey**, **S Brian Dawkins**, **ILB Mario Haggan** and **ILB Wesley Woodyard** are the Broncos' defensive players named team captain.

* - Through the first four games, the Broncos have yielded an NFL-low 26 points that tie for the fifth-lowest total by a team through that stretch since the 1970 merger.

* - Denver has allowed only six scores (2 TD, 4 FGs) in 45 opponent possessions. The Broncos rank first in the NFL in points allowed (26) and yards per play allowed (4.0) while placing second in the league in yards per game allowed (239.8).

* - **OLB/DE Elvis Dumervil** has registered eight sacks in Denver's previous three games, including four against Cleveland on Sept. 20 that tied the club's single-game sack record.

* - **Dumervil's** eight sacks tie for the league lead this year. He has totaled a league-high five sacks on third downs.

* - **Bailey**, who intercepted a pass last week against Dallas, has totaled the third-most interceptions (26) in the NFL since joining the Broncos in 2004. He broke up passes on consecutive plays (third/fourth and goal from the 2) against the Cowboys to increase his career pass breakup total to 161, which ties for the NFL lead since his first year in 1999.

* - **Dawkins**, who joined the Broncos as an unrestricted free agent on Feb. 28 after playing his first 13 seasons with Philadelphia, is one of four players in NFL history with at least 33 career interceptions (34) and 20 career sacks (21).

* - **Bailey** has tied for the second-most Pro Bowl selections (8) by a cornerback in NFL history and **Dawkins** has posted the fourth-most Pro Bowl selections (7) by a safety in league annals.

* - **Dawkins** recovered a fumble for the second consecutive week at Oakland on Sept. 27. The takeaway marked the 56th of his career (regular season and postseason).

* - **ILB Andra Davis** (22 solo) and **ILB D.J. Williams** (24 solo) share the team lead with 31 tackles through the first four games.

* - **Williams** is second in the AFC and ranks fourth in the NFL in tackles per game (8.5) since the start of the 2007 season according to press box totals.

* - Denver's secondary was improved with the addition of two players who started for the AFC East-champion Dolphins last season in **CB André Goodman** and **S Renaldo Hill**. Each had an interception on consecutive drives in the first quarter at Oakland on Sept. 27.

* - **OLB/DE Robert Ayers** was chosen by the Broncos with their second first-round pick (18th overall) in the 2009 NFL Draft from the University of Tennessee after ranking third in the SEC with 27.5 tackles for a loss during his final two seasons.

* - Other key additions to the Broncos' defense in the offseason include **DL Ronald Fields** (UFA-S.F.), **DL Vonnie Holliday** (FA), **OLB/DE Darrell Reid** (UFA-Ind.), **CB Alphonso Smith** (D2-37, Wake Forest) and **Darcel McBath** (D2-48, Texas Tech).

NOLAN'S DEFENSES FORCE TURNOVERS

Mike Nolan, who was hired by Denver as its defensive coordinator on Jan. 21, owns 12 years of experience as an NFL defensive coordinator with four different teams: Denver (2009) Baltimore (2002-04), the New York Jets (2000), Washington (1997-99) and the New York Giants (1993-96). His defenses consistently have ranked among the league's best at forcing turnovers with an average of 32.3 takeaways a season and a total of seven top-10 NFL rankings.

A former special teams/linebackers coach for the Broncos from 1987-92, Nolan is in his 23rd season coaching in the NFL and has instructed 14 players who have earned a total of 21 Pro Bowl selections. In addition, two players have earned Associated Press NFL Defensive Player of the Year honors with Nolan as their defensive coordinator (Ravens LB Ray Lewis in 2003 and S Ed Reed in 2004).

Nolan also has instructed three AP NFL Defensive Rookie of the Year winners (49ers LB Patrick Willis in 2007, Ravens LB Terrell Suggs in 2003 and Broncos LB Mike Croel in 1991).

TAKEAWAY TOTALS DURING MIKE NOLAN'S TIME AS AN NFL DEFENSIVE COORDINATOR

Year	Team	INTs	FUM	Tot. Take	NFL Rank
1993	N.Y. Giants	18	10	28	17t
1994	N.Y. Giants	16	16	32	10t
1995	N.Y. Giants	16	15	31	14
1996	N.Y. Giants	22	13	35	8t
1997	Washington	16	14	30	11t
1998	Washington	13	8	21	25t
1999	Washington	24	13	37	5
2000	N.Y. Jets	21	14	35	8t
2002	Baltimore	25	6	31	8t
2003	Baltimore	24	17	41	2t
2004	Baltimore	21	13	34	7
2009	Denver	6	4	10	2
TOTALS		222	143	365	
AVERAGES (not inc. '09)		19.6	12.6	32.3	10



DEFENSIVE NOTES

DEFENSE OFF TO A FAST START

The Broncos' defense has allowed a team-record 26 points through the first four games of the season. That leads the NFL and is the fifth-fewest points allowed by any team through the first four games of a season since 1970.

The seven points allowed by the Broncos in their season opener at Cincinnati represented the lowest point total given up by the team in a road opener in club history (T-6th fewest overall). The team had allowed only 16 points through its first three contests, tying for the third-best mark in the Super Bowl era (since 1966).

Through Week 4, Denver leads the league in yards allowed per play (4.0) and first downs allowed per game (14.0) while placing second in the league in yards allowed per game (239.8).

FEWEST POINTS ALLOWED, FIRST FOUR GAMES, NFL, SINCE 1970

Team	Year	Points
1. Baltimore	1971	17
2. Atlanta	1977	19
3. Miami	2000	22
4. Minnesota	1970	23
5. Denver	2009	26
Indianapolis	2005	26
Denver	1977	26

FEWEST POINTS ALLOWED, NFL, 2009

Team	TDs	Pts.	Avg.
1. Denver	2	26	6.5
2. San Francisco	4	53	13.3
3. N.Y. Jets	3	57	14.3
4. Indianapolis	6	62	15.5
Washington	5	62	15.5

FEWEST YARDS PER GAME, NFL, 2009

Team	Rush	Pass	Tot.
1. N.Y. Giants	117.3	115.0	232.3
2. Denver	77.3	162.5	239.8
3. Philadelphia	106.0	156.0	262.0
4. N.Y. Jets	100.3	177.5	277.8
5. Pittsburgh	61.5	218.3	279.8

FEWEST YARDS PER PLAY ALLOWED, NFL, 2009

Team	Plays	Yds.	Avg.
1. Denver	238	959	4.03
2. Philadelphia	185	786	4.25
3. San Francisco	261	1,136	4.35
4. Indianapolis	278	1,233	4.44
5. N.Y. Jets	248	1,111	4.48

BAILEY AN EIGHT-TIME PRO BOWLER

Broncos cornerback Champ Bailey's eight Pro Bowl selections for his career tie for the second most in NFL history at the cornerback position. Only Pro Football Hall of Famer Mike Haynes (9) has more Pro Bowl selections at cornerback than Bailey.

Bailey was a four-time Pro Bowl selection (2000-03) with Washington before earning four Pro Bowls with the Broncos (2004-07). He also is a four-time Associated Press All-Pro, earning first-team honors three times from 2004-06 and adding second-team accolades in 2007.

MOST PRO BOWL SELECTIONS AT CORNERBACK, NFL HISTORY

Player	Pro Bowls	Years
1. Mike Haynes, LAA/N.E. *	9	1976-80, 1982, 1984-86
2. Champ Bailey, Den./Was.	8	2000-07
Lemar Parrish, Buf./Was./Cin.	8	1970, 1971, 1974-1977, 1979-80
Deion Sanders, Bal./Was./Dal./S.F./Atl.	8	1991-94, 1996-99

* - Pro Football Hall of Fame member

BAILEY PRODUCES AS A BRONCO

Cornerback Champ Bailey, who enters his sixth season with the Broncos in 2009, has the third-most interceptions (26) in the NFL since he was traded to Denver from Washington in 2004. He had 18 interceptions with the Broncos from 2005-06 with that total marking the most by an NFL player in a two-year stretch since Everson Walls had 18 interceptions for Dallas from 1981-82.

MOST INTERCEPTIONS, NFL, 2004-PRES.

Player	INTs	Yds.
1. Ed Reed, Bal.	32	862
2. Darren Sharper, N.O./Min.	27	731
3. Champ Bailey, Den.	26	307
4. Asante Samuel, Phi./N.E.	25	322
5. DeAngelo Hall, Was./Atl./Oak.	24	515
Rashean Mathis, Jac.	24	441
Charles Woodson, G.B./Oak.	24	362

BAILEY INTERCEPTION TOTAL RISING

Since entering the NFL with the Redskins as the seventh overall pick in the 1999 NFL Draft, Broncos cornerback Champ Bailey is tied for second in the NFL with 44 interceptions. He also is tied for the league lead with 161 pass breakups since 1999.

MOST INTERCEPTIONS, NFL, 1999-PRES.

Player	INTs	Yds.
1. Darren Sharper, N.O./Min./G.B.	57	1,241
2. Champ Bailey, Den./Was.	44	431
Ed Reed, Bal.	44	1,161
4. Dré Bly, S.F./Den./Det./Stl.	40	586
5. Tory James, N.E./Cin./Oak/Den.	37	362

MOST PASSES DEFENSED, NFL, SINCE 1999

Player	G	Int.	PD	PD/Gm
1. Champ Bailey, Den./Was.	154	44	161	1.05
Ronde Barber, T.B.	164	35	161	0.98
3. Dré Bly, S.F./Den./Det./Stl.	155	40	141	0.91
4. Chris McAlister, Bal.	135	26	138	1.02
5. Brian Dawkins, Den./Phi.	144	26	134	0.93



DEFENSIVE NOTES

BAILEY IN DENVER'S RECORD BOOK

In his sixth season with the Broncos, cornerback Champ Bailey is tied for seventh in club history with 26 career interceptions. He also recorded the second-most interceptions (10) for a season in club annals in 2006, and his eight interceptions in 2005 ranked sixth for a year in franchise history.

Bailey's 10 interceptions in 2006 helped him finish second in voting for Associated Press NFL Defensive Player of the Year with 16 votes. Miami defensive end Jason Taylor won the award that year with 22 votes.

MOST INTERCEPTIONS BY A BRONCO, CAREER

Player	INTs	Yds.	Avg.	TDs
1. Steve Foley, 1976-86	44	622	14.1	1
2. Goose Gosoulin, 1960-66	43	542	12.6	2
3. Billy Thompson, 1969-81	40	784	19.6	3
4. Tyrone Braxton, 1987-93, '95-99	34	614	18.1	4
5. Mike Harden, 1980-88	33	643	19.5	4
6. Dennis Smith, 1981-94	30	431	14.4	0
7. Champ Bailey, 2004-Pres.	26	307	11.8	3
Louis Wright, 1975-86	26	360	13.8	1

MOST INTERCEPTIONS BY A BRONCO, SEASON

Player	INTs	Yds.	Avg.	TDs
1. Goose Gosoulin, 1960	11	98	8.9	0
2. Champ Bailey, 2006	10	162	16.2	1
3. Deltha O'Neal, 2001	9	115	12.8	0
Tyrone Braxton, 1996	9	128	14.2	1
Willie Brown, 1964	9	140	15.6	0
6. Champ Bailey, 2005	8	139	17.4	2
7. Five Occurances	7			

IT STARTS WITH BAILEY

Broncos cornerback Champ Bailey ranks second in the NFL in starts among cornerbacks since he entered the league in 1999. He has started 154 games for his 11-year NFL career.

MOST STARTS BY A CORNERBACK, NFL, 1999-PRES.

Player	Starts
1. Ronde Barber, T.B.	163
2. Champ Bailey, Den.	154
3. Sam Madison, NYG	135
4. Chris McAlister, Bal.	126

DAWKINS A SEVEN-TIME PRO BOWLER

Safety Brian Dawkins, whom Denver acquired as an unrestricted free agent from Philadelphia on Feb. 28 after he spent his first 13 NFL seasons with the Eagles, ranks fourth in league history in Pro Bowl selections (7) at the safety position.

Dawkins was named to the Pro Bowl as an Eagle in 1999, 2001-02, '04-06 and '08. He also is a five-time Associated Press All-Pro, earning first-team honors four times (2001-02, '04, '06) and adding second-team accolades once (1999).

MOST PRO BOWL SELECTIONS AT SAFETY, NFL HISTORY

Player	Pro Bowls	Years
1. Ken Houston, Was./Hou.	10	1970-79
2. John Lynch, Den./T.B.	9	1997, '99-02, '04-07
3. Steve Atwater, NYJ/Den.	8	1990-96, '98
4. Brian Dawkins, Phi.	7	1999, 2001-02, '04-06, '08

DAWKINS PART OF EXCLUSIVE NFL DEFENSIVE CLUB

Broncos safety Brian Dawkins is one of four players in NFL history to post at least 33 career interceptions and 20 career sacks. He owns 34 interceptions and 21 sacks in his 13 professional seasons.

PLAYERS WITH AT LEAST 33 CAREER INTS AND 20 CAREER SACKS, NFL HISTORY

Player	Pos.	INTs	Sacks	Years
LeRoy Butler, G.B.	S	38	20.5	1990-2001
Ronde Barber, T.B.	CB	37	24.0	1997-Pres.
Brian Dawkins, Den./Phi.	S	34	21.0	1996-Pres.
Rodney Harrison, N.E./S.D.	S	34	30.5	1994-2008

DAWKINS AS A PASS RUSHER

Regarded as one of the most talented safeties in NFL history, Brian Dawkins has the ability to contribute in pass rush situations in addition to his coverage skills.

Dawkins' 21 career sacks rank fourth in NFL history among defensive backs. He has posted at least three sacks in four of the last seven seasons.

MOST CAREER SACKS BY A DEFENSIVE BACK, NFL HISTORY

Player	Pos.	Sacks	Years
1. Rodney Harrison, N.E./S.D.	S	30.5	1994-2008
2. Carnell Lake, Bal./Jac./Pit.	S	25.0	1989-2001
3. Ronde Barber, T.B.	CB	24.0	1997-Pres.
4. Brian Dawkins, Den./Phi.	S	21.0	1996-Pres.
5. LeRoy Butler, G.B.	S	20.5	1990-2001

DAWKINS' TACKLE TOTAL RISING

According to press box totals, Broncos safety Brian Dawkins ranks second among active NFL defensive backs with 940 career tackles (743 solo). He spent his first 13 seasons with the Eagles before joining the Broncos as an unrestricted free agent in the offseason.

MOST TACKLES, ACTIVE NFL DEFENSIVE BACKS

Player	Pos.	TT	UT	AT
1. Lawyer Milloy, Sea./Atl./Buf./N.E.	S	1,317	944	373
2. Brian Dawkins, Den./Phi.	S	940	743	197
3. Ronde Barber, T.B.	CB	905	754	151
4. Darren Sharper, N.O./Min./G.B.	S	870	681	189
5. Walt Harris, S.F./Was./Ind./Chi.	CB	761	644	117

WILLIAMS SHOWS VERSATILITY

Broncos inside linebacker D.J. Williams has started at least 11 games in each of his first five professional seasons with Denver while seeing time at the weakside, middle, strong side and inside positions.

He owns 21 10-tackle games and three 100-tackle seasons for his NFL career.

BRONCOS LB D.J. WILLIAMS, YEAR-BY-YEAR POSITIONS

Year	Position	GP	GS	Tackles
2004	Weakside	16	14	114
2005	Strongside	16	14	68
2006	Strongside	16	15	86
2007	Middle	16	16	170
2008	Weakside	11	11	103
2009	Inside	4	4	31
TOTALS		79	74	572



DEFENSIVE NOTES

WILLIAMS' TACKLE AMONG TOPS IN AFC

Broncos inside linebacker D.J. Williams is second in the AFC and ranks fourth in the NFL in tackles per game (8.5) during the last three seasons according to press box statistics.

According to press box totals, Williams ranked sixth in the NFL in tackles per game (8.5 / 93 total) in 11 starts for Denver last year. He was credited with an AFC-best 141 tackles (106 solo) that ranked third in the NFL during the 2007 season.

MOST TACKLES PER GAME, NFL, 2007-PRES.

Player	G	TT	UT	AT	T/G
1. Patrick Willis, S.F.	36	352	274	78	9.8
2. London Fletcher, Was.	36	314	227	87	8.7
3. D'Qwell Jackson, Cle.	34	293	201	92	8.6
4. D.J. Williams, Den.	31	265	198	67	8.5
5. Jon Beason, Car.	35	296	233	63	8.5

DUMERVIL PLACES WITH NFL'S BEST SACKERS

Since he was drafted by the Broncos in 2006, Broncos outside linebacker/defensive end Elvis Dumervil has established himself as one of the league's most dangerous pass rushers.

Dumervil has posted 10 games with at least two sacks for his career, and that total ties for second in the NFL during that stretch. He also is fourth in the league with 34 sacks since he entered the league in 2006.

This year, Dumervil is tied for the league lead with eight sacks, including an NFL-best five sacks on third downs.

MOST GAMES WITH 2+SACKS, NFL, 2006-PRES.

Player	Pos.	2+Sack Gms.
1. Jared Allen, Min./K.C.	DE	13
2. Elvis Dumervil, Den.	OLB/DE	10
Robert Mathis, Ind.	DE	10
4. Shawne Merriman, S.D.	LB	9
Aaron Kampman, G.B.	DE	9
6. Joey Porter, Mia./Pit.	LB	8
John Abraham, Atl.	DE	8

MOST SACKS, NFL, 2006-PRES.

Player	Sacks	Yds.
1. DeMarcus Ware, Dal.	45.5	310.5
2. Jared Allen, Min./K.C.	44.0	305.5
3. Aaron Kampman, G.B.	38.0	227.5
4. Elvis Dumervil, Den.	34.0	189
5. Robert Mathis, Ind.	33.0	211
6. John Abraham, Atl.	32.5	221.5
Mario Williams, Hou.	32.5	195

MOST SACKS, NFL, 2009

Player	Sacks	Yds.
1. Elvis Dumervil, Den.	8.0	35
Antwan Odom, Cin.	8.0	51
3. Jared Allen, Min.	6.5	33.5
4. Dwight Freeney, Ind.	5.0	27
Robert Mathis, Ind.	5.0	26

DUMERVIL MULTI-SACK GAMES

Broncos defensive end/outside linebacker Elvis Dumervil owns 10 multiple-sack games for his three-year NFL career.

ELVIS DUMERVIL MULTIPLE-SACK GAMES, CAREER

Game	Sacks	Yds.
1. vs. Oak., 10/15/06	2	15
2. at Cle., 10/22/06	3	16
3. vs. Oak., 9/16/07	2	9
4. vs. Jac., 9/23/07	2	10
5. vs. Pit., 10/21/07	2	18
6. vs. K.C., 12/9/07	3	15
7. at N.E., 10/20/08	2	15
8. vs. Cle., 9/20/09	4	15
9. at Oak., 9/27/09	2	15
10. vs. Dal., 10/4/09	2	5

DUMERVIL MATCHES BRONCOS SACK RECORD

With his four-sack performance against Cleveland on Sept. 20, outside linebacker/defensive end Elvis Dumervil matched the Broncos' single-game record for sacks. It was the most sacks by a Bronco in a game in 19 seasons (Simon Fletcher, 4, at S.D., 11/11/90).

His four sacks tied for the most by an NFL linebacker in a game since 2000. All four came in the second half, marking the highest sack total in a half by an NFL linebacker in eight seasons (Joey Porter, 4, at T.B., 10/21/01).

MOST SACKS IN A GAME, BRONCOS HISTORY

Player	Opponent, Date	Sacks
1. Elvis Dumervil	vs. Cle., 9/20/09	4
Simon Fletcher	at S.D., 11/11/90	4
Karl Mecklenburg	at Pit., 12/1/85	4
Karl Mecklenburg	vs. N.O., 9/15/85	4
Barney Chavous	at Sea., 12/21/80	4
Dave Costa	at Buf., 9/7/70	4
Rich Jackson	at Cin., 10/19/69	4

LBS WITH AT LEAST FOUR SACKS IN A GAME, NFL, SINCE 2000

Player	Opponent, Date	Sacks
1. Elvis Dumervil, Den.	vs. Cle., 9/20/09	4-15
Joey Porter, Mia.	at N.E., 9/21/08	4-15
Andra Davis, Cle.	at K.C., 11/9/03	4-20
Peter Boulware, Bal.	vs. Min., 1/7/02	4-20
Joey Porter, Pit.	at T.B., 10/21/01	4-29



DEFENSIVE NOTES / SPECIAL TEAMS NOTES

BRONCOS UPGRADE SECONDARY WITH TWO FORMER DOLPHINS

With the unrestricted free agent signings of cornerback André Goodman and safety Renaldo Hill, the Broncos improved their secondary with two players who started for Miami last year. The two played a key role in Miami's 11-5, AFC East-title season in 2008 after the club went 1-15 in 2007.

Goodman tied for sixth in the NFL with five interceptions in 2008 while also tying for seventh in the league with 19 pass breakups as a 16-game starter.

Hill started 15-of-16 games played at safety for the Dolphins in 2008 and has appeared in 110 games (83 starts) for his career with Miami (2006-08), Oakland (2005) and Arizona (2001-04). He began his NFL career as a cornerback before switching to safety in 2006.

Each Goodman and Hill recorded his first interception as a Bronco in Oakland. Through the first four games of the 2009 season, Hill has posted 18 tackles (9 solo) and two pass breakups while Goodman has contributed five tackles (4 solo) and two passes defended.

AYERS GETS BEHIND THE LINE

Outside linebacker/defensive end Robert Ayers, whom the Broncos selected with the 18th overall pick in the 2009 NFL Draft from the University of Tennessee, proved to be one of the best in the Southeastern Conference at getting into his opponent's backfield.

During his final two seasons at Tennessee, Ayers ranked third in the SEC and led the Volunteers with 27.5 tackles for a loss. He had 15.5 as a senior in 2008, earning second-team All-SEC honors, after posting 12 in 2007.

MOST TACKLES FOR LOSS, SEC, 2007-08

Player	Pos.	GP	TFL	TFL/G
1. Eric Norwood, USC	LB	25	34	1.4
2. Antonio Coleman, Aub.	DL	24	29	1.2
3. Robert Ayers, Ten.	OLB/DE	26	27.5	1.1
4. Malcolm Sheppard, Ark.	DL	24	26	1.1
5. Brandon Spikes, Fla.	LB	26	24	0.9

BRONCOS SPECIAL TEAMS NOTES

QUICKLY:

* - **Mike Priefer** is Denver's special teams coordinator and joined the club after working as Kansas City's special teams coach during the last three seasons.

* - **Priefer's** special teams units have accounted for 14 blocked kicks and seven return touchdowns during his seven seasons as an NFL special teams coach.

* - Through Week 4, Denver leads the AFC and ranks second in the NFL in average opponent drive start (21.0-yard line) after kickoffs.

* - **K Matt Prater** was named AFC Special Teams Player of the Month for September, becoming the first Bronco kicker to win the award since 2001 (Jason Elam). He converted 7-of-9 field-goal attempts, including all three tries from beyond 40 yards, while posting AFC bests in touchbacks (7), touchback percentage (46.7) and kickoffs reaching the end zone (13) for the month.

* - **Prater** is tied for second in Denver annals in career 50-yarders (6) and is 6-of-7 on 50-yard attempts for his career, including 1-of-1 in 2009.

* - **Prater** is one of three AFC kickers who have made all field-goal attempts of at least 40 yards (3-for-3) this year. He also is tied for the NFL lead with nine touchbacks on kickoffs.

* - **P Brett Kern** was a consensus All-Rookie selection with the Broncos in 2008, posting the third-best gross punting average (46.7 yds.) for a season in club history to rank fifth in the NFL.

* - Since 2008, **Kern** ranks sixth in the NFL in gross punting average (46.6 yds.).

* - **ILB Mario Haggan** and **RB Peyton Hillis** are tied for Denver's team lead with four special-teams tackles each. Five Broncos have recorded at least three tackles on coverage units this year.

* - **Haggan** leads all current Broncos with 65 career tackles on special teams (press box statistics).

* - **WR Eddie Royal** posted the seventh-best kickoff return average (26.1) in the league as a rookie last year and finished the year with 740 total return yards (600 kickoff, 140 punt return). He leads Denver in punt (9) and kickoff (3) returns this year.

* - **LS Lonie Paxton** joined the Broncos in the offseason as an unrestricted free agent from New England, where he helped the Patriots to three Super Bowl titles during his nine years with the club (2000-08).

BLOCKED KICKS UNDER PRIEFER

In his eighth year coaching special teams in the NFL, Broncos Special Teams Coordinator Mike Priefer has coached units that have accounted for 14 blocked kicks (7 punts, 6 field goals, 1 extra point).

Priefer joined the Broncos after serving as Kansas City's special teams coach from 2006-08. He assisted with the instruction of the Giants' (2003-05) and Jaguars' (2002) special teams.

BLOCKED KICKS BY SPECIAL TEAMS UNITS COACHED BY MIKE PRIEFER

Year	Team	Punt	FG	PAT	Total
2002	Jacksonville	1	2	0	3
2003	N.Y. Giants	2	1	1	4
2004	N.Y. Giants	0	0	0	0
2005	N.Y. Giants	1	2	0	3
2006	Kansas City	2	0	0	2
2007	Kansas City	1	1	0	2
2008	Kansas City	0	0	0	0
2009	Denver	0	0	0	0
TOTALS		7	6	1	14

RETURN SCORES UNDER PRIEFER

Broncos Special Teams Coordinator Mike Priefer has coached special teams units in the NFL that have accounted for seven return touchdowns. His units have scored three times on kickoff returns, three times on punt returns and once on a blocked punt recovered for a touchdown.

SPECIAL TEAMS RETURN TOUCHDOWNS BY MIKE PRIEFER-COACHED SPECIAL TEAMS UNITS

Year	Team	KR	PR	Misc.	Total
2002	Jacksonville	0	1	0	1
2003	N.Y. Giants	0	0	0	0
2004	N.Y. Giants	2	0	0	2
2005	N.Y. Giants	1	1	0	2
2006	Kansas City	0	1	1*	2
2007	Kansas City	0	0	0	0
2008	Kansas City	0	0	0	0
2009	Denver	0	0	0	0
TOTALS		3	3	1	7

* - Blocked punt was recovered in the end zone for a touchdown



SPECIAL TEAMS NOTES

BLOCKED KICKS BY THE BRONCOS

Below is a look at the blocked kicks by the Broncos since 1995. Denver has blocked a total of 15 kicks (4 FGs, 4 PATs and 7 punts) during the last 15 seasons.

BLOCKED KICKS BY DENVER SINCE 1995

Year	FG	PAT	Punt	Total
1995	0	0	0	0
1996	0	0	0	0
1997	0	0	0	0
1998	1	0	1	2
1999	0	1	1	2
2000	0	0	1	1
2001	0	1	0	1
2002	1	1	2	4
2003	0	0	1	1
2004	0	1	0	1
2005	1	0	0	1
2006	1	0	0	1
2007	0	0	1	1
2008	0	0	0	0
2009	0	0	0	0
TOTALS	4	4	7	15

LIMITING OPPONENTS ON KICKOFFS

Through Week 4, the Broncos lead the AFC and rank second in the NFL in average starting position after kickoffs (21.0-yard line). Matt Prater handles kickoffs for the Broncos (see Prater notes).

OPPONENT AVG. START AFTER KICKOFFS, NFL, 2009

Team	KOs	Avg. Start
1. Atlanta	13	18.6
2. Denver	19	21.0
3. Dallas	20	22.1
4. N.Y. Jets	17	22.2
5. Jacksonville	22	22.3

Note: Kickoff totals do not include onside kicks and kicks to end a half

HAGGAN, HILLIS SHARE BRONCOS LEAD IN SPECIAL-TEAMS STOPS

Inside linebacker Mario Haggan and running back Peyton Hillis share Denver's lead in special-teams tackles with four each this year.

Five Broncos have posted at least three special-teams stops this season.

MOST SPECIAL-TEAMS TACKLES, BRONCOS, 2009

Player	Tot.	Solo	Asst.
1. Mario Haggan, ILB	4	4	0
Peyton Hillis, RB	4	3	1
3. Josh Barrett, S	3	3	0
Darrell Reid, OLB/DE	3	3	0
Wesley Woodyard, ILB	3	3	0

BRONCOS WITH SPECIAL TEAMS EXPERIENCE

Below is a look at the current Broncos with the most career tackles on special teams. Inside linebacker Mario Haggan leads all current Broncos with 65 career stops on special teams.

MOST CAREER SPECIAL-TEAMS TACKLES, CURRENT BRONCOS (Press Box Statistics)

Player	Years	GP	Tot.	Solo	Asst.
1. Mario Haggan, Den./Buf.	2003-Pres.	77	65	52	13
2. Darrell Reid, Den./Ind.	2005-Pres.	59	48	38	10
3. Champ Bailey, Den./Was.	1999-Pres.	154	26	25	1
4. Brian Dawkins, Den./Phi.	1996-Pres.	187	23	19	4
5. Andra Davis, Den./Cle.	2002-Pres.	109	22	18	4
6. André Goodman, Den./Mia./Det.	2002-Pres.	91	21	18	3

Other Broncos who have contributed on special teams include **LS Lonie Paxton** (13 tackles, 2000-Pres.), **ILB Wesley Woodyard** (14 tackles, 2008-Pres.), **ILB/FB Spencer Larsen** (9 tackles, 2008-Pres.), **S Josh Barrett** (7 tackles, 2008-Pres.), **CB Jack Williams** (7 tackles, 2008-Pres.) and **RB Peyton Hillis** (6 tackles, 2008-Pres.).

PRATER SHOWS LEG STRENGTH

Broncos kicker Matt Prater was 5-of-6 on field-goal attempts of 50 yards or more in 2008 and is 1-1 in 2009, having made a 50-yarder at Cincinnati in the season opener. His five 50-yard field goals in 2008 tied a Broncos single-season record and ranked fourth in the NFL for the year. His six 50-yard makes since 2008 tie for fourth in the league.

This season, he is one of three AFC kickers to make every attempt from at least 40 yards (3-for-3). Prater was named AFC Special Teams Player of the Month for September, becoming the first Bronco kicker to win the award since 2001 (Jason Elam).

MOST 50-YD. FIELD GOALS, NFL, 2008-Pres.

Player	Md.	Att.	Pct.
1. Jason Hanson, Det.	8	8	100.0
2. Josh Brown, Stl.	7	10	70.0
3. Ryan Longwell, Min.	7	7	100.0
4. Matt Prater, Den.	6	7	85.7
Josh Scobee, Jac.	6	9	66.7

MOST 50-YD. FIELD GOALS IN A SEASON, BRONCOS HISTORY

Player	Year	Md.	Att.	Pct.
1. Matt Prater	2008	5	6	83.3
Jason Elam	1999	5	8	62.5
Jason Elam	1995	5	7	71.4
Fred Steinfort	1980	5	8	62.5

PRATER IN DENVER'S RECORD BOOK

Matt Prater's six 50-yard field goals since joining the Broncos in 2007 tie for the second most in Broncos history. He is 6-of-7 (.857) on 50-yard attempts for his career.

MOST 50-YD. FIELD GOALS, CAREER, BRONCOS HISTORY

Player	Md.	Att.	Pct.
1. Jason Elam, 1993-2007	37	61	60.7
2. Matt Prater, 2007-Pres.	6	7	85.7
Rich Karlis, 1982-88	6	18	33.3
4. Fred Steinfort, 1979-81	5	10	50.0
5. Bobby Howfield, 1968-70	3	9	33.3
Jim Turner, 1971-79	3	13	23.1



SPECIAL TEAMS NOTES

PRATER'S 50-YARD FIELD GOALS

Below is a look at Matt Prater's six 50-yard field goals for his NFL career. His longest field goal was 56 yards, which he made at Kansas City on Sept. 28, 2008. That kick tied for the third longest by a Bronco in club history.

MATT PRATER 50-YARD FIELD GOALS, CAREER (BY LENGTH)

Opponent	Length
1. at Kansas City, 9/28/08	56
2. vs. Tampa Bay, 10/5/08	55
3. vs. San Diego, 9/14/08	52
4. at Kansas City, 9/28/08	51
5. vs. Miami, 11/2/08	50
at Cincinnati, 9/13/09	50

LONGEST FIELD GOALS, BRONCOS HISTORY

Player	Opponent	Length
1. Jason Elam	vs. Jac., 10/25/98	*63
2. Fred Steinfort	vs. Was., 10/13/80	57
3. Matt Prater	at K.C., 9/28/08	56
Jason Elam	at Hou., 11/26/95	56

* - tied NFL record

PRATER STRONG ON KICKOFFS

Broncos kicker Matt Prater, who ranked fifth in the NFL with 19 touchbacks on kickoffs in 2008, is off to a good start in 2009.

Prater is tied for the NFL lead with nine touchbacks on kickoffs. The kicker's 47.4 touchback percentage also leads his conference and ranks second in the NFL.

MOST TOUCHBACKS ON KICKOFFS, NFL, 2009

Player	KOs	TBs	Pct.
1. Matt Prater, Den.	19	9	47.4
Olindo Mare, Sea.	17	9	52.9
Thomas Morstead, N.O.	29	9	31.0
4. David Buehler, Dal.	21	8	38.1
Josh Scobee, Jac.	22	8	36.4

KERN EARNS ALL-ROOKIE HONORS AT PUNTER

Punter Brett Kern, who entered the NFL with Denver last season as a college free agent from the University of Toledo, earned consensus All-Rookie honors for the Broncos in 2008.

He posted the third-best gross punting average (46.7 yds.) for a season in club history to rank fifth in the NFL. Kern also tied for the third-fewest touchbacks in the NFL with four, marking the lowest total in a season by a Bronco with at least 45 punts since 1997 (Tom Rouen, 4).

This year, Kern has punted 18 times for 835 yards (46.4 avg.) with six punts placed inside the 20-yard line. His 46.6-yard career average is the sixth best in the NFL since 2008.

BEST GROSS PUNTING AVERAGE, NFL, 2008-Pres.

Player	No.	Yds.	Avg.	Net	LG
1. Shane Lechler, Oak.	113	5,601	49.6	41.8	70
2. Donnie Jones, Stl.	106	5,244	49.5	41.3	68
3. Mat McBriar, Dal.	43	2,072	48.2	39.8	66
4. Andy Lee, S.F.	96	4,599	47.9	39.5	82
5. Jon Ryan, Sea.	97	4,541	46.8	38.8	70
6. Brett Kern, Den.	64	2,985	46.6	37.8	64

BEST GROSS PUNTING AVERAGE IN A SEASON, BRONCOS HISTORY

Player	No.	Yds.	Avg.	Net	LG
1. Tom Rouen, 1998	66	3,097	46.9	37.6	76
2. Todd Sauerbrun, 2007	47	2,200	46.8	36.1	65
3. Brett Kern, 2008	46	2,150	46.7	37.8	64
4. Tom Rouen, 1999	84	3,908	46.5	35.6	65
5. Tom Rouen, 2001	81	3,668	45.3	36.5	64

ROYAL ON SPECIAL TEAMS

In addition to his work at wide receiver as a rookie in 2008, the Broncos' Eddie Royal spent the majority of his first season as Denver's primary special teams returner. He accounted for 740 return yards, posting 14 punt returns for 140 yards (10.0 avg., 36 LG) and 23 kickoffs for 600 yards (26.1 avg., 95 LG).

Royal's 26.1-yard kickoff return average was the seventh best in the NFL in 2008. His 95-yard kickoff return (on only the fourth return of his career) against Miami on Nov. 2 marked the longest non-scoring kickoff return in Broncos history and tied for the third-longest overall kickoff return in club annals (longest by a rookie).

This year, Royal has returned a team-high three kickoffs for 64 yards (21.3 avg.) and a team-high five punts for 38 yards (7.6 avg.).

BEST KICKOFF RETURN AVERAGE, NFL, 2008

Player	Ret.	Yds.	Avg.	LG	TD
1. Danieal Manning, Chi.	36	1,070	29.7	83t	1
2. Ellis Hobbs, N.E.	45	1,281	28.5	95t	1
3. Leodis McKelvin, Buf.	52	1,468	28.2	98t	1
4. Chris Carr, Ten.	35	984	28.1	52	0
5. Clifton Smith, T.B.	36	992	27.6	97t	1
6. Allen Rossum, S.F.	47	1,259	26.8	104t	1
7. Eddie Royal, Den.	23	600	26.1	95	0

PAXTON BRINGS EXPERIENCE AT LONG SNAPPER

Long snapper Lonie Paxton was one of the first unrestricted free agents signed by the Broncos in the offseason, joining the club after playing his first nine seasons with New England.

As a Patriot, Paxton played in 155 of a possible 161 games (regular season and postseason) and helped the club to three Super Bowl titles (XXXVI in 2001, XXXVIII in '03 and XXXIX in '04).

Below are some additional key notes on Paxton's career:

* - Helped the Patriots to four AFC Championship Game wins, six division titles and eight winning seasons.

* - Has not missed a game in the last five seasons, handling long-snapping duties in 80 consecutive regular-season games and 91 overall contests dating back to 2004.

* - Snapped for three Pro Bowl seasons by Patriots kickers (Adam Vinatieri in 2002 and '04; Stephen Gostkowski in '08).

* - Owns 17 career special-teams tackles (14 reg. season, 3 playoffs).

* - Started for all four seasons along the offensive line and competed as a long snapper at Sacramento State University.



HEAD COACH JOSH McDANIELS

Josh McDaniels was named the 12th head coach in Denver Broncos history on Jan. 12, 2009. The 33-year-old joined the Broncos after spending the previous eight seasons (2001-08) with the New England Patriots, including the last three years (2006-08) as the club's offensive coordinator/quarterbacks coach.

McDaniels was part of a New England franchise that won three Super Bowls, four AFC championships and six division titles while posting the NFL's best overall record (111-34 / .766) during his eight years with the club. The Patriots had seven 10-win seasons with him on staff, including the 2007 campaign when New England became the first team in NFL history to post a 16-0 regular-season record, as well as a league-high 14 play-off victories (14-3 postseason record).

Born on April 22, 1976, McDaniels is the sixth-youngest head coach in NFL history (32 years, 8 months) at the time of his hire and was the fifth youngest when he was named the Broncos' head coach. Raheem Morris, who was hired by Tampa Bay on Jan. 17, 2009, is four months younger than McDaniels and makes Denver's head coach the second-youngest active head coach in the league.

While he is the youngest head coach in the 50-year history of the Broncos, McDaniels' dynamic personality and organizational skills have already re-energized the entire franchise in just a short time in Denver. His previous experience came at the highest level while with the Patriots, whose standard of operation and success prepared him for the challenges of an NFL head coaching position.

Led by Head Coach Bill Belichick and personnel director Scott Pioli, New England evolved into one of the most successful organizations in the NFL over that eight-year stretch with McDaniels on staff. He was a part of that transition at both the coaching and personnel levels, beginning his career with the franchise as a personnel assistant/coaching assistant in 2001 before moving into a coaching capacity on a full-time basis in 2002.

After working as a coaching assistant for two years, McDaniels was named New England's quarterbacks coach in 2004. The club promoted him to offensive coordinator/quarterbacks coach on Jan. 20, 2006.

During three years (2006-08) as offensive coordinator/quarterbacks coach, McDaniels directed a New England offense that led the NFL in points per game (28.8) while ranking second in the league in yards per game (370.8). The Patriots also committed the third-fewest turnovers (63) and ranked fourth in the league in third-down success (44.4%) under McDaniels during that three-year period.

In his five seasons (2004-08) with the Patriots handling positional coaching responsibilities, McDaniels guided six different players to a total of nine Pro Bowl selections. Quarterback Tom Brady was named to the Pro Bowl three times (2004-05, '07) under McDaniels, including the 2007 campaign when he earned league MVP honors, and ranked fourth in the league in passing yards per game (249.4) during those five years.

Despite a season-ending injury to Brady in Week 1, New England's 2008 offense finished the year with an NFL-best 356 first downs and ranked fifth in the league in yards per game (365.4) under McDaniels. His coaching helped backup quarterback Matt Cassel, who became a starter for the first time since high school, post the eighth-most passing yards (3,693) in the league. McDaniels' passing offense in 2008 also featured wide receiver Wes Welker, who was named to the Pro Bowl for the first time in his career after finishing the year with the second-most catches (111) in the league.

During the 2007 season, McDaniels helped the Patriots set numerous league offensive records en route to becoming the first team in NFL history to win its first 18 games and advancing to Super Bowl XLII. New England's 589 points (36.8 ppg.) and 75 touchdowns were the most in league history for a season while its 6,580 yards (411.3 ypg.) ranked seventh in NFL annals for a single campaign.

McDANIELS' COACHING EXPERIENCE

9th NFL Season (1st with Broncos)

Denver Broncos

Head Coach2009

New England Patriots

Offensive Coordinator/Quarterbacks2006-08

Quarterbacks2004-05

Coaching Assistant2002-03

Personnel Assistant/Coaching Assistant2001

Michigan State University

Graduate Assistant1999

Individually, five Patriots earned Pro Bowl honors under McDaniels' coaching in 2007—Brady, wide receiver Randy Moss and three offensive linemen (center Dan Koppen, tackle Matt Light and guard Logan Mankins).

Brady, the league MVP, set an NFL record for touchdown passes (50) in a season and registered the third-most passing yards (4,806) for a year in league history in 2007. Moss set a league record for touchdown catches (23) and totaled a franchise best for receiving yards (1,439). Welker's 112 catches tied for the league lead, set a New England record and marked the most receptions by a player in his first year with a new team in NFL history.

As quarterbacks coach with New England from 2004-05, McDaniels worked closely with Brady, helping him earn consecutive Pro Bowl honors. In that two-year period under McDaniels' instruction, Brady ranked second in the NFL in touchdown passes (54) and fourth in both passing yards (7,802) and completions (622). McDaniels earned the third Super Bowl ring of his career at the end of the 2004 campaign with New England's 24-21 win against Philadelphia in Super Bowl XXXIX.

He was named a coaching assistant by the Patriots in February 2002 with his responsibilities including film breakdown and scouting chart preparations for the defensive staff. McDaniels acquired additional responsibility in 2003 working with the defensive backs on a New England squad that had a 14-2 record and won Super Bowl XXXVIII with its 32-29 win against Carolina.

The Patriots' Super Bowl win against the Panthers was part of their NFL-record 21-game winning streak in which they went more than a calendar year without a loss (Oct. 5, 2003 - Oct. 24, 2004).

McDaniels joined the Patriots as a personnel assistant/coaching assistant in 2001, and helped the club to a win in Super Bowl XXXVI with its 20-17 upset win over St. Louis.

In 1999, McDaniels began his coaching career as a graduate assistant at Michigan State University. Working under Head Coach Nick Saban, he was part of a staff that helped the Spartans to a 10-2 record and a Citrus Bowl victory.

Initially recruited by John Carroll University (University Heights, Ohio) as a quarterback, McDaniels spent the majority of his collegiate playing career as a wide receiver from 1995-98 for the Blue Streaks. He graduated from the school in 1999 with a bachelor's degree in mathematics, joining Pro Football Hall of Fame Head Coach Don Shula (Class of 1951) as John Carroll alumni.

Born in Barberton, Ohio, McDaniels grew up in Northeast Ohio and was a quarterback and kicker at Canton McKinley Senior High School in Canton, Ohio. His father, Thom McDaniels, coached him at McKinley during his 16-year stint as its head coach from 1982-97.

Josh and his wife, Laura, have one son, Jack Thomas (5), and one daughter, Maddie (3).



HEAD COACH JOSH McDANIELS

McDANIELS BEGINS FIRST YEAR COACHING BRONCOS IN 2009

Josh McDaniels was named the 12th head coach in Denver Broncos history on Jan. 12, 2009. He joined Denver after spending the previous eight seasons with New England, including serving as the Patriots' offensive coordinator/quarterbacks coach from 2006-08.

Below is a look at the overall records (regular season and playoffs) for all of Denver's head coaches in the club's 50-year history.

BRONCOS ALL-TIME HEAD COACHES' OVERALL RECORDS

Head Coach	Years	W	L	T	Pct.
Frank Filchock	1960-61	7	20	1	.268
Jack Faulkner	1962-64	9	22	1	.297
Mac Speedie*	1964-66	6	19	1	.250
Ray Malavasi*	1966	4	8	0	.333
Lou Saban	1967-71	20	42	3	.331
Jerry Smith*	1971	2	3	0	.400
John Ralston	1972-76	34	33	3	.507
Red Miller	1977-80	42	25	0	.627
Dan Reeves	1981-92	117	79	1	.596
Wade Phillips	1993-94	16	17	0	.485
Mike Shanahan	1995-2008	146	91	0	.616
Josh McDaniels	2009-Pres.	4	0	0	1.000

* - Interim head coach

McDaniels is the sixth individual in Broncos history who will have begun his NFL head coaching career in Denver at the start of a season. Below is a look at how head coaches have fared in their first full season with the Broncos (excludes Mac Speedie, Ray Malavasi and Jerry Smith, who served as interim head coaches).

The last two rookie head coaches with the Broncos, Dan Reeves (1981) and Red Miller (1977), combined to post a .727 overall winning percentage (24-9 record).

FIRST FULL SEASON RESULTS OF BRONCOS HEAD COACHES, ALL-TIME

Head Coach	Year	NFL Exp.	W	L	T	Pct.
Frank Filchock	1960	1st	4	9	1	.308
Jack Faulkner	1962	1st	7	7	0	.500
Lou Saban	1967	7th	3	11	0	.214
John Ralston	1972	1st	5	9	0	.357
Red Miller*	1977	1st	12	2	0	.857
	<i>Playoffs</i>		2	1		.667
Dan Reeves	1981	1st	10	6	0	.625
Wade Phillips	1993	2nd	9	7	0	.563
Mike Shanahan	1995	3rd	8	8	0	.500
Josh McDaniels	2009	1st	4	0	0	1.000

* - Miller led Denver to its first-ever Super Bowl (XII) and was named AP NFL Coach of the Year.

McDANIELS STARTS 4-0

Josh McDaniels in 2009 joined Red Miller (1977) as only the second head coach in Denver history to post a 4-0 record to start his first year with the club. McDaniels also is only the fifth head coach in club annals to begin 2-0 with the Broncos. He also is one of six rookie head coaches in the NFL to start 4-0 since 2000.

BRONCOS HEAD COACHES TO START CAREER WITH THE TEAM 2-0 OR BETTER, ALL-TIME

Head Coach	Year	NFL Exp.	Start	Finish
Frank Filchock	1960	1st	2-0	4-9-1
Jack Faulkner	1962	1st	2-0	7-7
Red Miller	1977	1st	6-0	12-2*
Wade Phillips	1993	2nd	2-0	9-7*
Josh McDaniels	2009	1st	4-0	TBD

* - Teams qualified for the playoffs

ROOKIE HEAD COACHES TO START 4-0 OR BETTER, NFL, SINCE 2000

Head Coach	Year	Start	Finish
Al Groh, NYJ	2000	4-0	9-7
Mike Martz, Stl.	2000	6-0	10-6*
Bill Callahan, Oak.	2002	4-0	11-5*
Jim Mora, Atl.	2004	4-0	11-5*
Josh McDaniels, Den.	2009	4-0	TBD
Jim Caldwell, Ind.	2009	4-0	TBD

* - Teams qualified for the playoffs

McDANIELS ONE OF SEVEN ROOKIE HEAD COACHES IN 2009

Josh McDaniels joins six other rookie head coaches in the NFL in 2009. Last season, the four rookie head coaches in the NFL who began the year combined to post a 43-26 (.623) overall record with each posting at least a .500 or better record. Three first-year head coaches from a year ago (Baltimore's John Harbaugh, Atlanta's Mike Smith and Miami's Tony Sparano) led their clubs to the postseason.

Below is a look at how rookie head coaches have fared in their first NFL season during the last five years (since 2004).

ROOKIE HEAD COACHES, NFL, SINCE 2004

Head Coach	Year	W	L	T	Pct.
Jim Caldwell, Ind.	2009	4	0	0	1.000
Todd Haley, K.C.	2009	0	4	0	.000
Josh McDaniels, Den.	2009	4	0	0	1.000
Raheem Morris, T.B.	2009	0	4	0	.000
Rex Ryan, NYJ	2009	3	1	0	.750
Jim Schwartz, Det.	2009	1	3	0	.250
Steve Spagnuolo, Stl.	2009	0	4	0	.000
John Harbaugh, Bal.	2008	11	5	0	.688
	<i>Playoffs</i>	2	1		.667
Tom Cable, Oak. ^	2008	4	8	0	.333
Mike Singletary, S.F. ^	2008	5	4	0	.556
Mike Smith, Atl.	2008	11	5	0	.688
	<i>Playoffs</i>	0	1		.000
Tony Sparano, Mia.	2008	11	5	0	.688
	<i>Playoffs</i>	0	1		.000
Jim Zorn, Was.	2008	8	8	0	.500
Cam Cameron, Mia.	2007	1	15	0	.063
Lane Kiffin, Oak.	2007	4	12	0	.250
Bobby Petrino, Atl.	2007	3	10	0	.231
Emmitt Thomas, Atl. ^	2007	1	2	0	.333



HEAD COACH JOSH McDANIELS

Mike Tomlin, Pit. *	2007	10	6	0	.625
	<i>Playoffs</i>	<i>0</i>	<i>1</i>		<i>.000</i>
Ken Whisenhunt, Ari.	2007	8	8	0	.500
Brad Childress, Min.	2006	6	10	0	.375
Gary Kubiak, Hou.	2006	6	10	0	.375
Scott Linehan, Stl.	2006	8	8	0	.500
Eric Mangini, NYJ	2006	10	6	0	.625
	<i>Playoffs</i>	<i>0</i>	<i>1</i>		<i>.000</i>
Rod Marinelli, Det.	2006	3	13	0	.188
Mike McCarthy, G.B.	2006	8	8	0	.500
Sean Payton, N.O. *	2006	10	6	0	.625
	<i>Playoffs</i>	<i>1</i>	<i>1</i>		<i>.500</i>
Romeo Crennel, Cle.	2005	6	10	0	.375
Mike Nolan, S.F.	2005	4	12	0	.250
Nick Saban, Mia.	2005	9	7	0	.563
Joe Vitt, Stl. ^	2005	4	7	0	.364
Jim Bates, Mia. ^	2004	3	4	0	.429
Jim Mora, Atl. *	2004	11	5	0	.688
	<i>Playoffs</i>	<i>1</i>	<i>1</i>		<i>.500</i>
Mike Mularkey, Buf.	2004	9	7	0	.563
Lovie Smith, Chi.	2004	5	11	0	.313

* - Won division ^ - Took over as interim head coach

McDANIELS: SIXTH-YOUNGEST HEAD COACH IN NFL HISTORY AT TIME OF HIRE

Josh McDaniels, who was hired by the Broncos at 32 years, 8 months old, is the sixth-youngest head coach in NFL history at the time of his hire.

When Denver announced the hire on Jan. 12, 2009, McDaniels was the fifth-youngest head coach in league annals. However, Tampa Bay named Raheem Morris (32 years, 4 months) its head coach five days later.

YOUNGEST HEAD COACHES IN NFL HISTORY AT THE TIME OF THEIR HIRE

Head Coach	Birth Date	First Yr.	Age at Hire
1. Lane Kiffin, Oak.	May 9, 1975	2007	31 yrs., 8 mths.
2. Harland Svare, LAN	Nov. 25, 1930	1962	31 yrs., 11 mths.
3. John Michelosen, Pit.	Feb. 13, 1916	1948	32 yrs., 2 mths.
4. Raheem Morris, T.B.	Sept. 3, 1976	2009	32 yrs., 4 mths.
5. David Shula, Cin.	May 28, 1959	1992	32 yrs., 7 mths.
6. Josh McDaniels, Den.	April 22, 1976	2009	32 yrs., 8 mths.
7. John Madden, Oak.	April 10, 1936	1969	32 yrs., 10 mths.
8. Don Shula, Bal.	Jan. 4, 1930	1963	33 yrs., 4 days
9. Al Davis, Oak.	July 4, 1929	1963	33 yrs., 6 mths.
10. Joe Collier, Buf.	June 7, 1932	1966	33 yrs., 7 mths.

McDANIELS' HISTORY OF WINNING

Over the course of his nine-year coaching career (1999, 2001-Pres.), Josh McDaniels has been on the coaching staffs of teams that have won more than 75 percent of their games.

In eight years with the Patriots, one season at Michigan State University and during his first year as Denver's head coach, McDaniels has worked with teams that have a combined 125-36 (.776) record. With the Patriots, he was part of Patriots teams that won three Super Bowls, four AFC Championships and six division titles while compiling seven 10-win seasons. At Michigan State, McDaniels helped the Spartans to a 10-2 record, including a victory in the Citrus Bowl.

JOSH McDANIELS YEAR-BY-YEAR COACHING CAREER

Year	Position	Team/School	Reg. Season	Postseason
1999	Graduate Assistant	Michigan State	9-2	Citrus Bowl (1-0)
2001	Personnel Asst./ Coaching Asst.	New England	11-5	S.B. XXXVI (3-0)
2002	Coaching Assistant	New England	9-7	
2003	Coaching Assistant	New England	14-2	S.B. XXXVIII (3-0)
2004	QBs Coach	New England	14-2	S.B. XXXIX (3-0)
2005	QBs Coach	New England	10-6	Playoffs (1-1)
2006	Off. Coord./ Quarterbacks	New England	12-4	AFC Champ. (2-1)
2007	Off. Coord./ Quarterbacks	New England	16-0	S.B. XLII (2-1)
2008	Off. Coord./ Quarterbacks	New England	11-5	
2009	Head Coach	Denver	4-0	

BREAKDOWN OF JOSH McDANIELS' RECORD COACHING FOOTBALL

Category	W	L	T	Pct.
Regular season record as an NFL head coach	4	0	0	1.000
Postseason record as an NFL head coach	0	0	0	.000
Overall record as an NFL head coach	4	0	0	1.000
Regular season record as an NFL assistant coach	97	31	0	.758
Postseason record as an NFL assistant coach	14	3	--	.824
Overall record as an NFL assistant coach	111	34	0	.766
Overall record as an NFL coach	115	34	0	.772
Regular season record as a collegiate assistant coach	9	2	0	.818
Postseason record as a collegiate assistant coach	1	0	--	1.000
Overall record as a collegiate assistant coach	10	2	0	.833
Overall record coaching football	125	36	0	.776



HEAD COACH JOSH McDANIELS / ASSISTANT COACHES

McDANIELS EARNS WIN IN HEAD COACHING DEBUT

With Denver's 12-7 comeback win at Cincinnati on Sept. 13, Josh McDaniels improved the record of Broncos head coaches in their regular-season coaching debuts at the start of a season to 9-0.

Including individuals named head coach during a season, Broncos head coaches are now 10-2 in their first regular-season game with the club.

Below is a look at how Denver's head coaches have fared in their first regular-season game.

BRONCOS HEAD COACHES IN THEIR FIRST REGULAR-SEASON GAME, ALL-TIME

Head Coach	NFL Exp.	Game	Result
Frank Filchock	1st	at Boston, 9/9/60	W, 13-10
Jack Faulkner	1st	vs. San Diego, 9/7/62	W, 30-21
Mac Speedie*	1st	vs. Kansas City, 10/11/64	W, 33-27
Ray Malavasi*	1st	vs. N.Y. Jets, 9/25/66	L, 16-7
Lou Saban	7th	vs. Boston, 9/3/67	W, 26-21
Jerry Smith*	1st	at Kansas City, 11/21/71	L, 28-10
John Ralston	1st	vs. Houston, 9/17/72	W, 30-17
Red Miller	1st	vs. St. Louis, 9/18/77	W, 7-0
Dan Reeves	1st	vs. Oakland, 9/6/81	W, 9-7
Wade Phillips	2nd	at N.Y. Jets, 9/5/93	W, 26-20
Mike Shanahan	3rd	vs. Buffalo, 9/3/95	W, 22-7
Josh McDaniels	1st	at Cincinnati, 9/13/09	W, 12-7

* - Named head coach during the season

McDANIELS LEADS ONE OF NFL'S BEST OFFENSES IN NEW ENGLAND

During three seasons as the Patriots' offensive coordinator/quarterbacks coach from 2006-08, Josh McDaniels directed a New England offense that was among the league's best.

New England led the NFL in total points (1,384 / 28.8 ppg.), offensive touchdowns (154 / 3.2 tpg.) and first downs (1,079 / 22.5 fpg.) while placing second in the league in total yards (17,796 / 370.8 ypg.). His offenses ranked among the league's top 10 in yards, points, giveaways and third downs during each of the last two years.

PATRIOTS NFL/AFC OFFENSIVE RANKINGS, 2006-08 (WHEN McDANIELS WAS NEW ENGLAND'S OFF. COORD./QBS COACH)

Category	Total	Average	AFC	NFL
Total Yards	17,796	370.8	1st	2nd
Total Points	1,384	28.8	1st	1st
Offensive Touchdowns	154	3.2	1st	1st
Net Passing Yards	11,700	243.8	2nd	7th
Rushing Yards	6,096	127.0	4th	8th
Third Down Percentage	284/639	44.4%	2nd	4th
Fourth Down Percentage	48/63	76.2%	1st	1st
Giveaways	63	1.3	3rd	3rd
First Downs	1,079	22.5	1st	1st

PATRIOTS YEAR-BY-YEAR NFL OFFENSIVE RANKINGS, 2006-08 (WHEN McDANIELS WAS N.E.'S OFF. COORD./QBS COACH)

Year	Team	Yards	Points	Give.	3rd Dwns.
2006	New England	335.6 (11)	24.1 (7)	27 (16t)	42.5 (7)
2007	New England	411.3 (1)	36.8 (1)	15 (1)	48.2 (2)
2008	New England	365.4 (5)	25.6 (8)	21 (8t)	43.2 (7)

2009 BRONCOS ASSISTANT COACHING STAFF

OFFENSE

Mike McCoy	Offensive Coordinator/Quarterbacks
Clancy Barone	Tight Ends
Rick Dennison	Offensive Line
Adam Gase	Wide Receivers
Bobby Turner	Running Backs
Ben McDaniels	Coaching Assistant

DEFENSE

Mike Nolan	Defensive Coordinator
Ed Donatell	Secondary
Don Martindale	Linebackers
Wayne Nunnely	Defensive Line
Roman Phifer	Assistant Linebackers
Jay Rodgers	Coaching Assistant

SPECIAL TEAMS

Mike Priefer	Special Teams Coordinator
Keith Burns	Coaching Assistant

STRENGTH AND CONDITIONING

Rich Tuten	Strength and Conditioning
Greg Saporta	Assistant Strength and Conditioning

McDANIELS' 2007 OFFENSE AMONG THE MOST PRODUCTIVE IN NFL HISTORY

Josh McDaniels' offense with the Patriots in 2007 ranked with the most prolific in NFL history and helped the club become the first in league annals to post a 16-0 regular-season record.

McDaniels' offense set an NFL single-season record for total points (589) while tying for the league single-year record with 67 offensive touchdowns. His unit also turned in top-10 all-time league rankings for yards, net passing yards, turnovers and first downs.

WHERE NEW ENGLAND'S 2007 OFFENSE RANKS IN NFL HISTORY (WHEN McDANIELS WAS N.E.'S OFF. COORD./QBS COACH)

Category	No. (Avg.)	All-Time NFL Rank
Total Yards	6,580 (411.3)	7
Total Points	589 (36.8)	1
Offensive Touchdowns	67 (4.2)	1t
Net Passing Yards	4,731 (295.7)	8
Third Down Pct.	48.2	17
Turnovers	15 (0.9)	5t*
First Downs	393 (24.6)	2

* - In the 16-game era (since 1978)



HEAD COACH JOSH McDANIELS / ASSISTANT COACHES

PRO BOWL PLAYERS COACHED BY McDANIELS

Broncos Head Coach Josh McDaniels coached six players who earned a total of nine Pro Bowl selections at five different positions with New England during his time as a position coach or coordinator from 2004-08.

PRO BOWL PLAYERS COACHED BY McDANIELS AS

A POSITION COACH OR COORDINATOR W/NEW ENGLAND, 2004-08

Player	Position	Pro Bowls	Years
Tom Brady	Quarterback	3	2004-05, '07
Dan Koppen	Center	1	2007
Matt Light	Tackle	2	2006-07
Logan Mankins	Guard	1	2007
Randy Moss	Wide Receiver	1	2007
Wes Welker	Wide Receiver	1	2008
Totals		9	

BRONCOS ASSISTANT COACHING STAFF BREAKDOWN

OFFENSIVE ASSISTANT COACHES

Mike McCoy (Off. Coord./QBs) - 10th NFL season (1st w/Broncos)

Spent the last nine years on the offensive staff with Carolina, helping Jake Delhomme to one Pro Bowl selection and four 3,000-yard passing seasons.

Clancy Barone (Tight Ends) - 6th NFL season (1st w/Broncos)

Instructed Antonio Gates in San Diego (2007-08) and Alge Crumpler in Atlanta (2005-06), guiding those tight ends to Pro Bowl appearances in each of those campaigns.

Rick Dennison (Offensive Line) - 15th NFL season (15th w/Broncos)

Former Broncos LB who appeared on three Super Bowl teams with the club (1982-90) and has coached its offensive line since 2001, helping Denver rank second in the NFL in rushing (137.6 ypg.) from 2001-08.

Adam Gase (Wide Receivers) - 5th NFL season (1st w/Broncos)

Worked under a Mike Martz-led offense with the 49ers (2008) and Lions (2006-07), including the 2007 campaign when he coached Jon Kitna to a 4,000-yard passing season as his position coach.

Bobby Turner (Running Backs) - 15th NFL season (15th w/Broncos)

Coached running backs for the Broncos since 1995, helping the club lead the NFL in rushing yards (30,993) and individual 100-yard rushing games (103) while tying for league lead in individual 1,000-yard rushing seasons (11) from 1995-2008.

Ben McDaniels (Coaching Assistant) - 1st NFL season (1st w/Broncos)

Coached at the high school level in Ohio for four years and also at the University of Minnesota, where he was a graduate assistant from 2004-05.

DEFENSIVE ASSISTANT COACHES

Mike Nolan (Defensive Coordinator) - 23rd NFL season (7th w/Broncos)

Most recently served as the 49ers' head coach from 2005-08 and owns 11 years of experience as a defensive coordinator in the NFL in addition to helping 14 players earn a total of 21 Pro Bowl selections, including several during a stint with Denver as its special teams/linebackers coach from 1987-92.

Ed Donatelli (Secondary) - 19th NFL season (6th w/Broncos)

Worked with several of the best safeties in NFL history, including LeRoy Butler, Darren Sharper, Ronnie Lott, Lawyer Milloy, Brian Dawkins and Steve Atwater, whom he coached during a stint as Denver's defensive backs coach from 1995-99.

Don Martindale (Linebackers) - 6th NFL season (1st w/Broncos)

Spent the last five years coaching the Raiders' linebackers for an Oakland defense that ranked sixth in the NFL against the pass (199.2 ypg.) during that period (2004-08).

FOOTBALL OPERATIONS

Brian Xanders (General Manager) - 16th NFL season (2nd w/Broncos)

Enters 2009 as the youngest general manager (38) in the NFL and is in his first year in that capacity after working as assistant general manager for Denver in 2008 and spending 14 years (1994-2007) with the Falcons.

Keith Kidd (Director of Pro Personnel) - 15th NFL season (1st w/Broncos)

Worked with Bill Belichick and Scott Pioli during three years as the Patriots' assistant director of pro personnel from 2002-04, helping to build a New England team that won consecutive Super Bowls.

Matt Russell (Director of College Scouting) - 8th NFL season (1st w/Broncos)

Former Butkus Award winner (nation's best LB) at Colorado who scouted for Philadelphia (2006-08) and New England (2001, '03-05).

Mike Bluem (Director of Football Admin.) - 15th NFL season (15th w/Broncos)

Managed the Broncos' salary cap since 2001 and sits on the NFL Management Council Club Services Committee.

Wayne Nunnely (Defensive Line) - 15th NFL season (1st w/Broncos)

Coached the Chargers' defensive line for the last 12 years, helping San Diego rank second in the NFL in yards per carry allowed (3.7) and third in rushing yards per game allowed (97.2) during that period.

Roman Phifer (Assistant Linebackers) - 1st NFL season (1st w/Broncos)

Begins his first season coaching after playing linebacker for 15 seasons in the NFL, including four years with the Patriots (2001-04) when he was part of three Super Bowl-winning teams.

Jay Rodgers (Coaching Assistant) - 1st NFL season (1st w/Broncos)

Coached on the offensive side of the ball at the college level for the last six years and most recently instructed wide receivers at Iowa State.

SPECIAL TEAMS ASSISTANT COACHES

Mike Priefer (Spec. Tms. Coordinator) - 8th NFL season (1st w/Broncos)

Coordinated Kansas City's special teams during each of the last three years and was an assistant special teams coach with the Giants (2003-05) and Jaguars (2002), instructing units that accounted for 14 blocked kicks and seven return touchdowns during his seven NFL seasons (2002-08).

Keith Burns (Coaching Assistant) - 3rd NFL season (3rd w/Broncos)

Worked as a special teams assistant during the last two seasons with the Broncos after becoming one of the most accomplished special teamers in the NFL during his 13-year playing career (1994-2006) as a linebacker that included 11 years with the Broncos.

STRENGTH AND CONDITIONING COACHES

Rich Tuten (Strength and Conditioning) - 15th NFL season (15th w/Broncos)

Developed one of the NFL's most highly attended and successful offseason conditioning programs since joining the Broncos in 1995 after leading strength and conditioning efforts at Florida and North Carolina.

Greg Saporta (Asst. Strength/Conditioning) - 15th NFL season (15th w/Broncos)

Coached in a strength and conditioning capacity as Rich Tuten's assistant during the last 14 years with the Broncos as well as at Florida and North Carolina.



MISCELLANEOUS NOTES

BRONCOS MISCELLANEOUS NOTES

QUICKLY:

* - The Broncos are one of eight original American Football League franchises celebrating their 50th season in 2009.

* - Denver will wear its original 1960 uniforms (yellow and brown) this week against New England and at San Diego on Oct. 19.

* - Among original AFL teams, Denver ranks second with 407 overall wins that mark the seventh most among all AFL/NFL clubs since the franchise's first year in 1960.

* - President/CEO Pat Bowlen is in his 26th season as owner of the Broncos, and his club has posted the second-most wins (262) along with the second-most Super Bowl appearances (5) in the NFL since he purchased the team in 1984.

* - Since the 1970 NFL merger, the Broncos are tied for third in the league in Super Bowl appearances (6) and have recorded the fifth-most winning seasons (24).

* - The Broncos' 265-game scoring streak is the longest active streak in the NFL (dates back to 1992) and ranks third all time in league annals.

* - The Broncos own the NFL's best overall home record (211-72 / .746) since 1975 and have posted a league-best five undefeated home schedules in the 16-game regular-season era (since 1978).

* - Denver is in its ninth season playing at INVESCO Field at Mile High. Since the facility opened in 2001, the Broncos have the fifth-best home record (46-20 / .697) in the NFL.

* - Since the free agency era began in 1993, the Broncos have the NFL's fourth-best record (158-102 / .608).

* - In interconference play, the Broncos have the NFL's fifth-best record 82-63-2 (.565) since the 1970 league merger.

BRONCOS CELEBRATE 50TH SEASON IN 2009

One of eight American Football League charter franchises, the Denver Broncos are celebrating their 50th season of professional football in 2009. As part of the celebration, the Broncos will wear their original 1960 uniforms against New England on Sunday and at San Diego on Oct. 19.

Below is a look at the Broncos' record by the decade. In their 50 seasons of football, Denver has totaled the seventh-most wins (407 / 407-359-10) in the NFL and advanced to the postseason 17 times. Among original AFL clubs, the Broncos rank second in overall wins (407) while placing third in Super Bowl wins (2) and tying for third in playoff appearances (17).

BRONCOS OVERALL RECORD BY DECADE

Decade	W	L	T	Pct.	Playoff Berths	Win Rk.
1960s	39	97	4	.287	0	22nd
1970s	77	67	5	.535	3	T-8th
1980s	99	63	1	.610	5	4th
1990s	102	69	0	.596	5	T-5th
2000s	90	63	0	.588	4	T-6th
TOTALS	407	359	10	.531	17	7th

MOST OVERALL WINS, ORIGINAL AFL FRANCHISES

Team	W	L	T	Pct.	Playoff Berths	Super Bowls
1. Oakland Raiders	428	343	11	.555	21	3
2. Denver Broncos	407	359	10	.531	17	2
3. New England Patriots	400	367	9	.522	16	3
4. Kansas City Chiefs	385	363	12	.515	15	1
5. Tennessee Titans	375	391	6	.490	21	0
6. San Diego Chargers	373	380	11	.495	16	0
7. Buffalo Bills	361	400	8	.474	17	0
8. New York Jets	341	412	8	.453	12	1

BRONCOS ONE OF NFL'S BEST SINCE MERGER

After a less than auspicious beginning, the Broncos have become one of the most consistent winners in the NFL. Denver ranks in the top five in the NFL in several categories since the 1970 merger, including Super Bowl berths (6), overall wins (368) and winning seasons (24).

SUPER BOWL BERTHS, NFL, SINCE 1970 MERGER

Team	No.
1. Dallas	8
2. Pittsburgh	7
3. Denver	6
New England	6

OVERALL WINS, NFL, SINCE 1970 MERGER

Team	No.
1. Pittsburgh	396
2. Dallas	389
3. Miami	386
4. Denver	368
5. San Francisco	365

REGULAR-SEASON WINS, NFL, SINCE 1970 MERGER

Team	No.
1. Miami	366
2. Pittsburgh	365
3. Dallas	358
4. Denver	351
5. Minnesota	347

WINNING SEASONS, NFL, SINCE 1970 MERGER

Team	No.
1. Miami	29
2. Dallas	28
Pittsburgh	28
4. Minnesota	25
5. Denver	24

HOME WINS, NFL, SINCE 1970 MERGER

Team	No.
1. Pittsburgh	218
2. Denver	213
3. Miami	210
4. Dallas	205
5. Minnesota	204

CONFERENCE CHAMP. GAMES, NFL, SINCE 1970 MERGER

Team	No.
1. Dallas	14
Pittsburgh	14
3. San Francisco	12
4. Oakland	11
5. St. Louis	9
6. Denver	8



MISCELLANEOUS NOTES

BOWLEN ERA MARKED BY ACHIEVEMENT

Introduced as the majority owner of the Denver Broncos on March 23, 1984, Pat Bowlen has positioned the Broncos among the league's top franchises over that 26-year period.

OVERALL WINS, NFL, 1984-PRES.

Team	No.
1. San Francisco	267
2. Denver	262
3. Pittsburgh	250
4. New England	246
5. New York Giants	243

REGULAR-SEASON WINS, NFL, 1984-PRES.

Team	No.
1. San Francisco	248
2. Denver	247
3. Pittsburgh	233
4. New York Giants	228
5. New England	226
6. Miami	224

WINNING SEASONS, NFL, 1984-PRES.

Team	No.
1. Miami	17
New England	17
Pittsburgh	17
San Francisco	17
5. Denver	16

DIVISION TITLES, NFL, 1984-PRES.

Team	No.
1. San Francisco	12
2. Pittsburgh	11
3. Chicago	9
New England	9
5. Denver	8
Dallas	8

PLAYOFF APPEARANCES, NFL, 1984-PRES.

Team	No.
1. San Francisco	16
2. Pittsburgh	14
3. Denver	13
Min., NYG, Phi., Ten.	13

CONFERENCE CHAMP. GAMES, NFL, 1984-PRES.

Team	No.
1. Pittsburgh	8
San Francisco	8
3. Denver	7
New England	7

SUPER BOWL APPEARANCES, NFL, 1984-PRES.

Team	No.
1. New England	6
2. Denver	5
3. Buf., NYG, S.F.	4

SUPER BOWL WINS, NFL, 1984-PRES.

Team	No.
1. San Francisco	4
2. Dallas	3
New England	3
New York Giants	3
5. Den., Pit., Was.	2

BRONCOS OWN NFL'S LONGEST SCORING STREAK

The Broncos' 265-game scoring streak is the longest active streak in the league. The streak, which began on *Monday Night Football* with a 16-13 overtime loss at Seattle on Nov. 30, 1992, also ranks as the third-longest such streak in NFL history.

MOST CONSECUTIVE GAMES WITHOUT BEING SHUT OUT, NFL HISTORY

Team	Games	Years
1. San Francisco	420	1977-2004
2. Cleveland	274	1950-71
3. Denver	265	1992-Present
4. Minnesota	260	1991-2007
5. Green Bay	233	1991-2006
6. Dallas	218	1970-85
7. Oakland	217	1966-81
8. New Orleans	216	1983-97
9. Washington	201	1980-93

ANATOMY OF DENVER'S SCORING STREAK

Denver has more often than not extended its current 265-game scoring streak rather quickly. In the impressive run, the Broncos have scored on their first possession 103 times, including one time they scored on their first touch (a punt return).

Denver has scored in the first quarter 175 times during the streak and has had it extended by halftime 252 times. The club has had to wait until the fourth quarter to extend the streak just three times (Sept. 20, 1993, at K.C., Nov. 4, 2007, at Det. and Oct. 20, 2008, at N.E.).

BREAKDOWN OF THE BRONCOS' 265-GAME SCORING STREAK SCORED ON/IN:

Year	Games	1st Pos.	1Q	2Q	3Q	4Q
1992	5	0	3	0	2	0
1993	16	7	8	6	1	1
1994	16	3	7	9	0	0
1995	16	7	10	5	1	0
1996	16	9	15	1	0	0
1997	16	5	12	4	0	0
1998	16	9	15	1	0	0
1999	16	8*	11	2	3	0
2000	16	8	11	5	0	0
2001	16	4	9	7	0	0
2002	16	7	11	5	0	0
2003	16	8	12	3	1	0
2004	16	6	11	5	0	0
2005	16	7	10	6	0	0
2006	16	2	6	9	1	0
2007	16	6	10	4	1	1
2008	16	7	12	3	0	1
2009	4	0	2	2	0	0
TOTALS	265	103	176	76	10	3

* - Includes one punt return



MISCELLANEOUS NOTES

INVESCO FIELD PROVIDES HOMEFIELD ADVANTAGE

Since moving into INVESCO Field at Mile High before the start of the 2001 season, the Broncos have compiled a 45-20 (.692) record at the stadium in regular-season action.

Denver's .697 winning percentage at INVESCO Field at Mile High ranks fifth in the NFL since 2001. The Broncos also own the league's best record (20-5 / .800) in divisional play at home during that stretch.

BEST HOME RECORDS, NFL, 2001-PRESENT (REG. SEASON)

Team	Record	Pct.
1. New England	53-14-0	.791
2. Pittsburgh	49-16-1	.750
3. Indianapolis	49-17-0	.742
4. Baltimore	48-18-0	.727
5. Denver	46-20-0	.697
6. Seattle	45-21-0	.682
7. San Diego	44-23-0	.657

BEST HOME RECORDS IN DIVISIONAL PLAY, NFL, 2001-PRESENT

Team	Record	Pct.
1. Denver	20-5-0	.800
2. Pittsburgh	23-6-0	.793
3. New England	21-6-0	.778
4. Minnesota	20-6-0	.769
5. Seattle	20-7-0	.741

HOME, SWEET HOME

The Broncos have posted the NFL's best home record since 1975 in the regular season and postseason with a 211-72 (.746) mark.

TOP HOME RECORDS, NFL, 1975-PRES.

Team	Regular Season	Postseason	Total	Pct.
1. Denver	199-69-0 (.743)	12-3 (.800)	211-72-0	.746
2. Pittsburgh	190-75-1 (.716)	16-7 (.696)	206-82-1	.715
3. Dallas	177-90-0 (.663)	14-5 (.737)	191-95-0	.668
4. Miami	177-88-1 (.667)	11-7 (.611)	188-95-1	.664
5. Minnesota	178-89-1 (.666)	7-5 (.583)	185-94-1	.663

FIVE UNDEFEATED HOME SCHEDULES

Denver has provided one of the NFL's best homefield advantages as evidenced by the club's five undefeated home schedules in team annals.

Four of Denver's five unbeaten home records have come since 1996. Denver went undefeated at home in three consecutive seasons from 1996-98 and was 8-0 at home in 1981 and 2005.

UNDEFEATED HOME SCHEDULES, BRONCOS HISTORY

Year	Home Record	Overall Record
2005	8-0	13-3
1998	8-0	14-2
1997	8-0	12-4
1996	8-0	13-3
1981	8-0	10-6

Denver's five unbeaten home records are the most in the NFL since the league adopted a 16-game schedule in 1978.

MOST UNDEFEATED HOME RECORDS, NFL, SINCE 1978 (16-GAME SCHEDULE)

Team	Undefeated Home Records
1. Denver	5
2. Green Bay	3
Kansas City	3
New England	3

FREE-AGENCY ERA SUCCESS

Since the league's current free-agent system began in 1993, the Broncos have been extremely successful. In fact, the team has the NFL's fourth-best record, 158-102 (.608), during this time. Below are the NFL's top teams since free agency began:

NFL'S WINNINGEST TEAMS SINCE FREE AGENCY BEGAN (1993)

Team	Record	Playoff Berths	Super Bowl Wins
1. New England	164-96 (.631)	10	3
2. Pittsburgh	162-97-1 (.625)	11	1
3. Green Bay	160-100 (.615)	11	1
4. Denver	158-102 (.608)	8	2
5. Indianapolis	154-106 (.592)	11	1

BRONCOS IN DIVISIONAL PLAY

The Broncos have posted at least a .500 record in AFC West play for the last 13 seasons (since 1996) and 30 times in club history since the division was formed in 1970.

BRONCOS 13-YEAR STREAK OF AT LEAST A .500 DIVISIONAL RECORD

Year	Home	Away	Overall
1996	4-0	2-2	6-2
1997	4-0	2-2	6-2
1998	4-0	4-0	8-0
1999	2-2	2-2	4-4
2000	3-1	3-1	6-2
2001	4-0	0-4	4-4
2002	2-1	1-2	3-3
2003	3-0	2-1	5-1
2004	2-1	1-2	3-3
2005	3-0	2-1	5-1
2006	2-1	1-2	3-3
2007	2-1	1-2	3-3
2008	2-1	1-2	3-3
2009	0-0	1-0	1-0



MISCELLANEOUS NOTES

HOLD IT RIGHT THERE

Since 1995, the Broncos are 118-18 (.868) in games in which they led after three quarters, including 12-1 in 2005, 6-3 in 2006, 6-1 in 2007, 6-1 in 2008 and 3-0 in 2009.

BRONCOS RECORD WHEN LEADING AFTER THREE QUARTERS

Year	Record	Pct.
1995	6-1	.857
1996	10-1	.909
1997	12-0	1.000
1998	13-0	1.000
1999	5-2	.714
2000	9-1	.900
2001	7-2	.778
2002	8-2	.800
2003	9-3	.750
2004	6-0	1.000
2005	12-1	.923
2006	6-3	.667
2007	6-1	.857
2008	6-1	.857
2009	3-0	1.000
TOTALS	118-18	.868

INTERCONFERENCE RECORD

The Broncos' .571 winning percentage off an 83-63-2 record in interconference play since the 1970 AFL-NFL merger ranks as the fifth-best mark in the NFL.

INTERCONFERENCE RECORDS SINCE 1970 MERGER

Team	Record	Pct.
1. Miami	93-49-0	.655
2. Pittsburgh	85-55-1	.606
3. Oakland	88-59-1	.598
4. Dallas	82-60-0	.577
5. Denver	83-63-2	.571

SHARPE INDUCTED INTO RING OF FAME

In recognition of his 12 seasons as a Bronco from 1990-99 and 2002-03, former tight end Shannon Sharpe was inducted as the 22nd member of the Denver Broncos Ring of Fame at halftime of Denver's game against Cleveland on Sept. 20.

Sharpe is the first tight end to be inducted into the club's Ring of Fame and is the first Bronco inducted since running back Terrell Davis in 2007. The Broncos' Ring of Fame was created in 1984 by team owner Pat Bowlen to honor former players and administrators who played significant roles in the franchise's history. The Ring of Fame is displayed on the Level 5 façade of INVESCO Field at Mile High.

Among Sharpe's accomplishments:

- * - Named to the Pro Bowl seven times as a Bronco and helped the club to back-to-back Super Bowl victories (1997-98 seasons).

- * - Tied a franchise record with seven consecutive Pro Bowl selections (1992-98) and was a four-time first-team All-Pro (Associated Press) with Denver while becoming the NFL's all-time leader in receptions, receiving yards and receiving touchdowns by a tight end.

- * - Registered the second-most receptions (675), receiving yards (8,439) and receiving touchdowns (55) by a player in club annals in 172 career regular-season games (139 starts).

- * - Totaled 18 100-yard receiving games (17 regular season, 1 postseason) as a Bronco that tie for the third most by a player in franchise history.

- * - Ranks second in NFL history (behind Atlanta TE Tony Gonzalez) in career receptions (815), receiving yards (10,060) and receiving touchdowns (62) among tight ends (totals include two years with Baltimore from 2000-01 in which he won his third Super Bowl ring and earned his eighth Pro Bowl selection).

- * - Named a finalist for the Pro Football Hall of Fame Class of 2009 and was the first-team tight end on the NFL 1990s All-Decade Team as chosen by the Hall of Fame Selection Committee members.

- * - Owns more receptions, receiving yards, receiving touchdowns, Pro Bowl/All-Star selections and Super Bowl/Championship wins than any of the seven tight ends in the Pro Football Hall of Fame.

HALL OF FAME TE COMPARISON WITH SHANNON SHARPE

Player	Rec.	Yds.	TDs	PBs	SBs
1. Dave Casper, 1974-84	378	5,216	52	5	2
2. Mike Ditka, 1961-72	427	5,812	43	5	2
3. John Mackey, 1963-72	331	5,236	38	5	0
4. Ozzie Newsome, 1978-90	662	7,980	47	3	0
5. Charlie Sanders, 1968-77	336	4,817	31	7	0
6. Jackie Smith, 1963-77	480	7,918	40	5	0
7. Kellen Winslow, 1979-87	541	6,741	45	5	0
Shannon Sharpe, 1990-2003	815	10,060	62	8	3

MOST RECEPTIONS BY A BRONCO, FRANCHISE HISTORY

Player	Rec.	Yds.	Avg.	LG	TDs
1. Rod Smith, 1995-2007	849	11,389	13.4	85t	68
2. Shannon Sharpe, 1990-99, 2002-03	675	8,439	12.5	82t	55
3. Lionel Taylor, 1960-66	543	6,872	12.7	80	44
4. Ed McCaffrey, 1995-2003	462	6,200	13.4	78t	46
5. Vance Johnson, 1985-95	415	5,695	13.7	86	37

2009 REGULAR SEASON BRONCOS SITUATIONAL RECORDS

SITUATION	Record
when leading after 1st quarter <i>wins:</i> vs. Cle. (9/20), at Oak. (9/27). <i>losses:</i> None.	.2-0
when leading after 2nd quarter <i>wins:</i> at Cin. (9/13), vs. Cle. (9/20), at Oak. (9/27). <i>losses:</i> None.	.3-0
when leading after 3rd quarter <i>wins:</i> at Cin. (9/13), vs. Cle. (9/20), at Oak. (9/27). <i>losses:</i> None.	.3-0
when trailing after 1st quarter <i>wins:</i> vs. Dal. (10/4). <i>losses:</i> None.	.1-0
when trailing after 2nd quarter <i>wins:</i> vs. Dal. (10/4). <i>losses:</i> None.	.1-0
when trailing after 3rd quarter <i>wins:</i> vs. Dal. (10/4). <i>losses:</i> None.	.1-0
when Denver scores first <i>wins:</i> at Cin. (9/13), at Oak. (9/27). <i>losses:</i> None.	.2-0
when opponent scores first <i>wins:</i> vs. Cle. (9/20), vs. Dal. (10/4). <i>losses:</i> None.	.2-0
when tied at the half <i>wins:</i> None. <i>losses:</i> None.	.0-0
when Denver rushes for 100 yards <i>wins:</i> vs. Cle. (9/20), at Oak. (9/27), vs. Dal. (10/4). <i>losses:</i> None.	.3-0
when opponent rushes for 100 yards <i>wins:</i> None. <i>losses:</i> None.	.0-0
when winning turnover margin <i>wins:</i> at Cin. (9/13), vs. Cle. (9/20), at Oak. (9/27), vs. Dal. (10/4). <i>losses:</i> None.	.4-0
when losing turnover margin <i>wins:</i> None. <i>losses:</i> None.	.0-0
when Denver passes for 300 yards <i>wins:</i> None. <i>losses:</i> None.	.0-0
when opponent passes for 300 yards <i>wins:</i> None. <i>losses:</i> None.	.0-0
when playing indoors <i>wins:</i> None. <i>losses:</i> None.	.0-0
when playing outdoors <i>wins:</i> at Cin. (9/13), vs. Cle. (9/20), at Oak. (9/27), vs. Dal. (10/4). <i>losses:</i> None.	.4-0
when playing on an artificial surface <i>wins:</i> at Cin. (9/13). <i>losses:</i> None.	.1-0
when playing on natural grass <i>wins:</i> vs. Cle. (9/20), at Oak. (9/27), vs. Dal. (10/4). <i>losses:</i> None.	.3-0
when winning the coin toss <i>wins:</i> vs. Cle. (9/20), at Oak. (9/27). <i>losses:</i> None.	.2-0
when losing the coin toss <i>wins:</i> at Cin. (9/13), vs. Dal. (10/4). <i>losses:</i> None.	.2-0
when scoring 20 or more points <i>wins:</i> vs. Cle. (9/20), at Oak. (9/27). <i>losses:</i> None.	.2-0
when yielding 20 or more points <i>wins:</i> None. <i>losses:</i> None.	.0-0
in overtime games <i>wins:</i> None. <i>losses:</i> None.	.0-0

THE LAST TIME IT HAPPENED

(REFLECTS THE LAST TIME EACH INDIVIDUAL STATISTIC OCCURRED IN THE REGULAR SEASON AND PLAYOFFS)
- 2009 PERFORMANCES BOLDED; SUPER BOWL PERFORMANCES IN ITALICS

100 YARDS RUSHING:

Broncos: **Correll Buckhalter, 14-108, at Oakland, 9/27/09**
Playoffs: *Terrell Davis, 25-102, vs. Atlanta, 1/31/99*
Opponents: Darren Sproles, 14-115, at San Diego, 12/28/08
Playoffs: Jamal Lewis, 30-110, 2 TD, at Baltimore, 12/31/00

200 YARDS RUSHING:

Broncos: Clinton Portis, 22-218, 5 TD, vs. Kansas City, 12/7/03
Playoffs: Has never happened
Opponents: Ahman Green, 20-218, 2 TD, at Green Bay, 12/28/03
Playoffs: *Tim Smith, 23-204, 2TD, vs. Washington, 1/31/88*

TWO 100-YARD RUSHERS:

Broncos: Mike Anderson (126) and Tatum Bell (107), vs. Philadelphia, 10/30/05
Playoffs: Terrell Davis (102) and Rod Smith (152), vs. Jacksonville, 12/27/97
Opponents: Curt Warner (126) and John L. Williams (109), at Seattle, 12/11/88
Playoffs: Has never happened

100-YARD RUSHER AND 100-YARD RECEIVER:

Broncos: Selvin Young (156) and Brandon Marshall (115), vs. Kansas City, 12/9/07
Playoffs: *Terrell Davis (102) and Rod Smith (152), vs. Atlanta, 1/31/99*
Opponents: R. Grant (104 rush), G. Jennings (141 rec.) and J. Jones (107 rec.), vs. G.B., 10/29/07 - OT
Playoffs: *Tim Smith (204) and Ricky Sanders (193), vs. Washington, 1/31/88*

100-YARD RUSHER AND TWO 100-YARD RECEIVERS:

Broncos: Mike Anderson (103), Rod Smith (111) and Ed McCaffrey (129), vs. Cleveland, 10/15/00
Playoffs: Has never happened
Opponents: Ryan Grant (104), Greg Jennings (141) and James Jones (107) vs. Green Bay, 10/29/07 - OT
Playoffs: Has never happened

100-YARD RUSHER, 300-YARD PASSER, 100-YARD RECEIVER:

Broncos: Travis Henry (139), Jay Cutler (304), Javon Walker (119), at Buffalo, 9/9/07
Playoffs: *Terrell Davis (102), John Elway (336), Rod Smith (152), vs. Atlanta, 1/31/99*
Opponents: R. Grant (104 rush), B. Favre (331 pass), G. Jennings (141 rec.), J. Jones (107 rec.) vs. G.B., 10/29/07 - OT
Playoffs: *Tim Smith (204), Doug Williams (340), Ricky Sanders (193), vs. Washington, 1/31/88*

100-YARD RUSHER, 300-YARD PASSER AND TWO 100-YARD RECEIVERS:

Broncos: M. Anderson (103), B. Griese (336), R. Smith (111) and E. McCaffrey (129), vs. Cle., 10/15/00
Playoffs: Has never happened
Opponents: R. Grant (104 rush), B. Favre (331 pass), G. Jennings (141 rec.), J. Jones (107 rec.) vs. G.B., 10/29/07 - OT
Playoffs: Has never happened

100-YARD RUSHER AND 300-YARD PASSER:

Broncos: Peyton Hillis (129) and Jay Cutler (357), at N.Y. Jets, 11/30/08
Playoffs: *Terrell Davis (102) and John Elway (336), vs. Atlanta, 1/31/99*
Opponents: Ryan Grant (104) and Brett Favre (331), vs. Green Bay, 10/29/07 - OT
Playoffs: *Tim Smith (204) and Doug Williams (340), vs. Washington, 1/31/88*

100-YARD RECEIVER AND 300-YARD PASSER:

Broncos: Brandon Marshall (129) and Jay Cutler (359), vs. Buffalo, 12/21/08
Playoffs: *Rod Smith (152) and John Elway (336), vs. Atlanta, 1/31/99*
Opponents: Greg Jennings (141), James Jones (107) and Brett Favre (331), vs. Green Bay, 10/29/07 - OT
Playoffs: Deion Branch (153) and Tom Brady (341), vs. New England, 1/14/06

TWO 100-YARD RECEIVERS AND 300-YARD PASSER:

Broncos: Rod Smith (187), Ed McCaffrey (148) and Gus Frerotte (462), vs. San Diego, 11/19/00
Playoffs: Has never happened
Opponents: Greg Jennings (141), James Jones (107) and Brett Favre (331), vs. Green Bay, 10/29/07 - OT
Playoffs: Reggie Wayne (221), Dallas Clark (112) and Peyton Manning (458), at Indianapolis, 1/9/05

THREE 100-YARD RECEIVERS AND 300-YARD PASSER:

Broncos: Has never happened
Playoffs: Has never happened
Opponents: M. Faulk (100), T. Holt (103), A. Hakim (116) and K. Warner (441), vs. St. Louis, 9/4/00
Playoffs: Has never happened

TWO RUSHING TOUCHDOWNS:

Broncos: Tatum Bell, 8-86, 2 TD, at San Diego, 12/28/08
Playoffs: Mike Anderson, 19-69, 2 TD, vs. New England, 1/14/06
Opponents: LaDainian Tomlinson, 14-96, 3 TD, at San Diego, 12/28/08
Playoffs: Jamal Lewis, 30-110, 2 TD, at Baltimore, 12/31/00

THREE RUSHING TOUCHDOWNS:

Broncos: Tatum Bell, 17-52, 3 TD, at San Diego, 12/31/05
Playoffs: *Terrell Davis, 30-157, 3 TD, vs. Green Bay, 1/25/98*
Opponents: LaDainian Tomlinson, 14-96, 3 TD, at San Diego, 12/28/08
Playoffs: Napoleon McCallum, 13-81, 3 TD, at L.A. Raiders, 1/9/94

FOUR RUSHING TOUCHDOWNS:

Broncos: Clinton Portis, 22-218, 5 TD, vs. Kansas City, 12/7/03
Playoffs: Has never happened
Opponents: Curt Warner, 23-126, 4 TD, at Seattle, 12/11/88
Playoffs: Has never happened

FIVE RUSHING TOUCHDOWNS:

Broncos: Clinton Portis, 22-218, 5 TD, vs. Kansas City, 12/7/03
Playoffs: Has never happened
Opponents: Has never happened
Playoffs: Has never happened

300 YARDS PASSING:

Broncos: Jay Cutler, 33-49, 316 yds., 1 TD, 2 INT, at San Diego, 12/28/08
Playoffs: *John Elway, 18-29, 336 yds., 1 TD, 1 INT, vs. Atlanta, 1/31/99*
Opponents: Drew Brees, 39-48, 421 yds., 1 TD, 0 INT, vs. New Orleans, 9/21/08
Playoffs: Tom Brady, 20-36, 341 yds., 1 TD, 2 INT, vs. New England, 1/14/06

400 YARDS PASSING:

Broncos: Jay Cutler, 24-42, 447 yds., 3 TD, 1 INT, at Cleveland, 11/6/08
Playoffs: Has never happened
Opponents: Drew Brees, 39-48, 421 yds., 1 TD, 0 INT, vs. New Orleans, 9/21/08
Playoffs: Peyton Manning, 27-33, 458 yds., 4 TD, 1 INT, at Indianapolis, 1/9/05

THREE TOUCHDOWN PASSES:

Broncos: Jay Cutler, 24-42, 447 yds., 3 TD, 1 INT, at Cleveland, 11/6/08
Playoffs: John Elway, 29-47, 302 yds., 3 TD, 1 INT, at L.A. Raiders, 1/9/94
Opponents: Matt Cassel, 18-24, 185 yds., 3 TD, 0 INT, at New England, 10/20/08
Playoffs: Peyton Manning, 27-33, 458 yds., 4 TD, 1 INT, at Indianapolis, 1/9/05

FOUR TOUCHDOWN PASSES:

Broncos: Jay Cutler, 36-50, 350 yds., 4 TD, 1 INT, vs. San Diego, 9/14/08
Playoffs: Has never happened
Opponents: Ben Roethlisberger, 24-35, 290 yds., 4 TD, 2 INT, vs. Pittsburgh, 10/21/07
Playoffs: Peyton Manning, 27-33, 458 yds., 4 TD, 1 INT, at Indianapolis, 1/9/05

FIVE TOUCHDOWN PASSES:

Broncos: Gus Frerotte, 36-58, 462 yds., 5 TD, 4 INT, vs. San Diego, 11/19/00
Playoffs: Has never happened
Opponents: John Hadl, 21-35, 325 yds., 5 TD, vs. San Diego, 12/1/68
Playoffs: Peyton Manning, 22-26, 377 yds., 5 TD, 0 INT, at Indianapolis, 1/4/04

SIX TOUCHDOWN PASSES:

Broncos: Has never happened
Playoffs: Has never happened
Opponents: Len Dawson, 23-38, 435 yds., 6 TD, 0 INT, at Kansas City, 11/1/64
Playoffs: Has never happened

100 YARDS RECEIVING:

Broncos: Brandon Marshall, 10-129, vs. Buffalo, 12/21/08
Playoffs: *Rod Smith, 5-152, 1 TD, vs. Atlanta, 1/31/99*
Opponents: Steve Smith, 9-165, at Carolina, 12/14/08
Playoffs: Deion Branch, 8-153, vs. New England, 1/14/06

200 YARDS RECEIVING:

Broncos: Rod Smith, 9-208, 1 TD, vs. Atlanta, 10/31/04
Playoffs: Has never happened
Opponents: Torrance Small, 6-200, 2 TD, vs. New Orleans, 12/24/94
Playoffs: Reggie Wayne, 10-221, 2 TD, at Indianapolis, 1/9/05

TWO 100-YARD RECEIVERS:

Broncos: Brandon Marshall (107) and Tony Scheffler (100), at Houston, 12/13/07
Playoffs: Has never happened
Opponents: Greg Jennings (141) and James Jones (107), vs. Green Bay, 10/29/07 - OT
Playoffs: Reggie Wayne (221) and Dallas Clark (112), at Indianapolis, 1/9/05

TWO RECEIVING TOUCHDOWNS:

Broncos: Brandon Marshall, 11-91, 2 TD, vs. Kansas City, 12/7/08
Playoffs: Clarence Kay, 3-57, 2 TD, vs. Houston, 1/10/88
Opponents: Kellen Winslow, 10-111, 2 TD, at Cleveland, 11/6/08
Playoffs: Reggie Wayne, 10-221, 2 TD, at Indianapolis, 1/9/05

THREE RECEIVING TOUCHDOWNS:

Broncos: Shannon Sharpe, 7-101, 3 TD, vs. San Diego, 11/16/03
Playoffs: Has never happened
Opponents: Reggie Wayne, 10-138, 3 TD, vs. Indianapolis, 10/29/06
Playoffs: *Jerry Rice, 7-148, 3 TD, vs. San Francisco, 1/28/90*

FOUR RECEIVING TOUCHDOWNS:

Broncos: Has never happened
Playoffs: Has never happened
Opponents: Lance Alworth, 9-171, 4 TD, vs. San Diego, 12/1/68
Playoffs: Has never happened

TWO INTERCEPTIONS:

Broncos: Champ Bailey, 2, at Arizona, 12/17/06
Playoffs: *Darrien Gordon, 2, vs. Atlanta, 1/31/99*
Opponents: Walt Harris, 2, vs. San Francisco, 12/31/06 - OT
Playoffs: David Macklin, 2, at Indianapolis, 1/4/04

THE LAST TIME IT HAPPENED

THREE INTERCEPTIONS:

Broncos: Deltha O'Neal, 4, vs. Kansas City, 10/7/01
Playoffs: Has never happened
Opponents: Mark Kelso, 3, at Buffalo, 12/12/92
Playoffs: Has never happened

FOUR INTERCEPTIONS:

Broncos: Deltha O'Neal, 4, vs. Kansas City, 10/7/01
Playoffs: Has never happened
Opponents: Has never happened
Playoffs: Has never happened

TWO SACKS:

Broncos: **Elvis Dumervil, 2, vs. Dallas, 10/4/09**
Playoffs: Neil Smith (2) and Alfred Williams (2), at Kansas City, 1/4/98
Opponents: **Antwan Odom, at Cincinnati, 9/13/09**
Playoffs: Brett Keisel, 2, vs. Pittsburgh, 1/22/06

THREE SACKS:

Broncos: **Elvis Dumervil, 4, vs. Cleveland, 9/20/09**
Playoffs: Has never happened
Opponents: Mario Williams, 3.5, at Houston, 12/13/07
Playoffs: Michael McCrary, 3, at Baltimore, 12/31/00

FOUR SACKS:

Broncos: **Elvis Dumervil, 4, vs. Cleveland, 9/20/09**
Playoffs: Has never happened
Opponents: Michael Sinclair, 4, at Seattle, 9/8/96
Playoffs: Has never happened

TWO OPPONENT FUMBLE RECOVERIES:

Broncos: Elvis Dumervil, 2, vs. Minnesota, 12/30/07 - OT
Playoffs: Has never happened
Opponents: Junior Seau, 2, at San Diego, 12/22/96
Playoffs: *Randy Hughes, 2, vs. Dallas, 1/15/78*

SHUTOUT ON ROAD:

by Broncos: Denver 12, at Cleveland 0, 9/27/92
Playoffs: Has never happened
by Opponents: at L.A. Raiders 24, Denver 0, 11/22/92
Playoffs: Has never happened

SHUTOUT AT HOME:

by Broncos: at Denver 27, N.Y. Jets 0, 11/20/05
Playoffs: Has never happened
by Opponents: Has never happened
Playoffs: Has never happened

OVERTIME WIN AWAY FROM DENVER:

Broncos: Denver 24, at Dallas 21, 11/24/05
Playoffs: Denver 23, at Cleveland 20, 1/11/87
Opponents: at Chicago 37, Denver 34, 11/25/07
Playoffs: Has never happened
TIE: Denver 17, at Green Bay 17, 9/20/87

OVERTIME WIN IN DENVER:

Broncos: at Denver 22, Minnesota 19, 12/30/07
Playoffs: Has never happened
Opponents: Green Bay 19, at Denver 13, 10/29/07
Playoffs: Has never happened
TIE: at Denver 35, Pittsburgh 35, 9/22/74

40 POINTS:

Broncos: Denver 41, at Oakland 14, 9/8/08
Playoffs: at Denver 42, Jacksonville 17, 12/27/97
Opponents: at San Diego 52, Denver 21, 12/28/08
Playoffs: at Indianapolis 49, Denver 24, 1/9/05

50 POINTS:

Broncos: at Denver 50, San Diego 34, 10/6/63
Playoffs: Has never happened
Opponents: at San Diego 52, Denver 21, 12/28/08
Playoffs: *San Francisco 55, Denver 10, 1/28/90*

TWO-POINT CONVERSION:

Broncos: Jay Cutler run, at San Diego, 12/28/08
Playoffs: Terrell Davis run, vs. Jacksonville, 1/4/97
Opponents: Philip Rivers pass to Legedu Naanee, vs. San Diego, 9/14/08
Playoffs: Has never happened

THREE FIELD GOALS:

Broncos: **Matt Prater, 3, at Oakland, 9/27/09**
Playoffs: Jason Elam, 3, vs. N.Y. Jets, 1/17/99
Opponents: Rian Lindell, 3, vs. Buffalo, 12/21/08
Playoffs: Mike Hollis, vs. Jacksonville, 1/4/97

FOUR FIELD GOALS:

Broncos: Matt Prater, 4, at Kansas City, 9/28/08
Playoffs: Has never happened
Opponents: Dan Carpenter, 4, vs. Miami, 11/2/08
Playoffs: Has never happened

FIVE FIELD GOALS:

Broncos: Jason Elam, 5, vs. Miami, 10/13/02
Playoffs: Has never happened
Opponents: Jeff Wilkins, 6, at St. Louis, 9/10/06
Playoffs: Has never happened

SIX FIELD GOALS:

Broncos: Has never happened
Playoffs: Has never happened
Opponents: Jeff Wilkins, 6, at St. Louis, 9/10/06
Playoffs: Has never happened

PUNT RETURN FOR A TOUCHDOWN:

Broncos: Glenn Martinez, 80 yds., vs. Tennessee, 11/19/07
Playoffs: Has never happened
Opponents: Johnnie Lee Higgins, 89 yds., vs. Oakland, 11/23/08
Playoffs: Has never happened

KICKOFF RETURN FOR A TOUCHDOWN:

Broncos: Deltha O'Neal, 87 yds., vs. New England, 10/1/00
Playoffs: Has never happened
Opponents: Darren Sproles, 103 yds., vs. San Diego, 9/14/08
Playoffs: *Tim Dwight, 94 yds., vs. Atlanta, 1/31/99*

INTERCEPTION RETURN FOR A TOUCHDOWN:

Broncos: Champ Bailey, 70 yds., vs. San Francisco, 12/31/06
Playoffs: Has never happened
Opponents: Maurice Leggett, 27 yds., vs. Kansas City, 12/7/08
Playoffs: Carlton Bailey, 11 yds., at Buffalo, 1/12/92

FUMBLE RETURN FOR A TOUCHDOWN:

Broncos: Vernon Fox, 23 yds., at N.Y. Jets, 11/30/08
Playoffs: Neil Smith, 79 yds., vs. Miami, 1/9/99
Opponents: Dewayne White, 3 yds., at Detroit, 11/4/07
Playoffs: Has never happened

MISSED FIELD GOAL RETURN FOR A TOUCHDOWN:

Broncos: Has never happened
Playoffs: Has never happened
Opponents: Chris McAlister, 107 yds., at Baltimore, 9/30/02
Playoffs: Has never happened

BLOCKED PUNT:

Broncos: Tony Scheffler, vs. San Diego, 10/7/07
Playoffs: Has never happened
Opponents: Charles Tillman, at Chicago, 11/25/07
Playoffs: Blake Spence, vs. N.Y. Jets, 1/17/99

BLOCKED PUNT RETURN FOR A TOUCHDOWN:

Broncos: Ian Gold, 12 yds., vs. Oakland, 11/13/00
Playoffs: Has never happened
Opponents: Alex Bannister, 9 yds., at Seattle, 10/14/01
Playoffs: Travis Davis, 29 yds., vs. Jacksonville, 12/27/97

BLOCKED FIELD GOAL:

Broncos: Domonique Foxworth, at New England, 9/24/06
Playoffs: Has never happened
Opponents: Rashean Mathis, at Jacksonville, 10/2/05
Playoffs: Has never happened

BLOCKED FIELD GOAL RETURN FOR A TOUCHDOWN:

Broncos: Louis Wright, 60 yds., vs. San Diego, 11/17/85
Playoffs: Has never happened
Opponents: Cornelius Bennett, 80 yds., at Buffalo, 9/30/90
Playoffs: Has never happened

MISSED POINT-AFTER-TOUCHDOWN ATTEMPT:

Broncos: Matt Prater (Kick Failed, HLU), at San Diego, 12/28/08
Playoffs: Jason Elam (Blocked by Clyde Simmons), vs. Jacksonville, 1/4/97
Opponents: Shayne Graham (Kick aborted, unsuccessful snap), vs. Cincinnati, 12/24/06
Playoffs: Has never happened

SAFETY:

Broncos: Face mask penalty enforced in the end zone, vs. Minnesota, 12/30/07
Playoffs: Tony Eason sacked in the end zone by Rulon Jones, vs. New England, 1/4/87
Opponents: Andre Hall tackled in end zone by Charles Grant, vs. New Orleans, 9/21/08
Playoffs: Mike Horan runs out of end zone, vs. Cleveland, 1/17/88

BRONCOS BIG GAMES VS. NEW ENGLAND

BRONCOS ALL-TIME 100-YARD RUSHING GAMES (10 / 9 reg., 1 post.) — vs. NEW ENGLAND

PLAYER	PERFORMANCE	GAME
Cookie Gilchrist	32-142, 0 TD	Sept. 24, 1965, at Boston
Floyd Little	30-147, 1 TD	Nov. 3, 1968, at Boston
Floyd Little	21-105, 1 TD	Sept. 14, 1969, vs. Boston
Sammy Winder	19-102, 0 TD	Jan. 4, 1987, vs. New England*
Terrell Davis	32-154, 2 TD	Nov. 17, 1996, at New England
Terrell Davis	32-171, 2 TD	Oct. 6, 1997, vs. New England
Clinton Portis	26-111, 2 TD	Oct. 27, 2002, at New England
Clinton Portis	26-111, 1 TD	Nov. 3, 2003, vs. New England
Tatum Bell	13-114, 1 TD	Oct. 16, 2005, vs. New England
Tatum Bell	27-123, 0 TD	Sept. 24, 2006, at New England

* - Denotes postseason game

BRONCOS ALL-TIME 100-YARD RECEIVING GAMES (17) — vs. NEW ENGLAND

PLAYER	PERFORMANCE	GAME
Al Carmichael	6-130, 1 TD	Sept. 9, 1960, at Boston
Al Carmichael	3-109, 2 TD	Oct. 23, 1960, vs. Boston
Lionel Taylor	10-106, 1 TD	Oct. 23, 1960, vs. Boston
Donnie Stone	9-137, 1 TD	Dec. 3, 1961, vs. Boston
Lionel Taylor	12-119, 0 TD	Sept. 21, 1962, at Boston
Jerry Tarr	4-152, 2 TD	Sept. 21, 1962, at Boston
Lionel Taylor	7-169, 1 TD	Sept. 29, 1963, vs. Boston
Al Denson	4-131, 2 TD	Sept. 3, 1967, vs. Boston
Butch Johnson	9-156, 2 TD	Nov. 4, 1984, vs. New England
Steve Watson	8-134, 1 TD	Nov. 4, 1984, vs. New England
Rod Smith	5-130, 0 TD	Oct. 6, 1997, vs. New England
Ed McCaffrey	5-111, 0 TD	Oct. 24, 1999, at New England
Rod Smith	13-160, 0 TD	Oct. 1, 2000, vs. New England
Rod Smith	6-159, 1 TD	Oct. 28, 2001, vs. New England
Ed McCaffrey	8-116, 0 TD	Oct. 27, 2002, at New England
Rod Smith	6-123, 1 TD	Oct. 16, 2005, vs. New England
Javon Walker	3-130, 2 TD	Sept. 24, 2006, at New England

BRONCOS ALL-TIME 300-YARD PASSING GAMES (0) — vs. NEW ENGLAND

****NO DENVER PLAYER HAS TOTALED 300 OR MORE PASSING YARDS AGAINST THE COWBOYS.****

BRONCOS PLAYER CAREER STATS VS. NEW ENGLAND

CORNERBACK CHAMP BAILEY — vs. NEW ENGLAND

	G/S	W-L	UT	A	TT	S-Yds.	I-Yds.	PD	FF	FR	SpTK
9/28/03 vs. N.E.*	1/1	W	6	0	6	0-0	1-0	1	1	0	0
10/16/05 vs. N.E.	1/1	W	1	1	2	0-0	0-0	0	0	0	0
9/24/06 at N.E.	1/1	W	1	0	1	0-0	0-0	1	0	0	0
10/20/08 at N.E.	1/1	L	0	2	2	0-0	0-0	2	0	0	0
TOTALS	4/4	3-1	8	3	11	0-0	1-0	4	1	0	0
POSTSEASON											
1/14/06 vs. N.E.	1/1	W	2	0	2	0-0	1-100	3	0	0	0
TOTALS	1/1	1-0	2	0	2	0-0	1-100	3	0	0	0

* - w/Washington

RUNNING BACK CORRELL BUCKHALTER — vs. NEW ENGLAND

	RUSHING							RECEIVING					
	G/S	W/L	Att.	Yds.	Avg.	LG	TD	Rec.	Yds.	Avg.	LG	TD	
9/14/03 vs. N.E. *	1/0	L	0	0	0.0	—	0	1	21	21.0	21	0	
11/25/07 at N.E. *	1/0	L	0	0	0.0	—	0	0	0	0.0	—	0	
TOTALS	2/0	0-2	0	0	0.0	—	0	1	21	21.0	21	0	
	PUNT RETURNS							KICK RETURNS					
	G/S	W/L	PR	FC	Yds.	Avg.	LG	TD	KR	Yds.	Avg.	LG	TD
11/25/07 at N.E. *	1/0	L	0	0	0	0.0	—	0	4	87	21.8	33	0
TOTALS	1/0	0-1	0	0	0	0.0	—	0	4	87	21.8	33	0

* - w/Philadelphia

INSIDE LINEBACKER ANDRA DAVIS — vs. NEW ENGLAND

	G/S	W-L	UT	A	TT	S-Yds.	I-Yds.	PD	FF	FR	SpTK
10/26/03 at N.E.*	1/1	L	8	3	11	0-0	0-0	0	0	0	0
10/7/07 at N.E.*	1/0	L	3	1	4	0-0	0-0	0	0	0	0
TOTALS	2/1	0-2	11	4	15	0-0	0-0	0	0	0	0

* - w/Cleveland

SAFETY BRIAN DAWKINS — vs. NEW ENGLAND

	G/S	W-L	UT	A	TT	S-Yds.	I-Yds.	PD	FF	FR	SpTK
12/19/99 vs. N.E.*	1/1	W	2	2	4	1-19	0-0	4	1	1	0
11/25/07 at N.E.*	1/1	L	1	3	4	0-0	0-0	3	0	0	0
TOTALS	2/2	1-1	3	5	8	1-19	0-0	7	1	1	0

POSTSEASON

2/6/05 vs. N.E.*	1/1	L	4	1	5	0-0	0-0	0	0	0	0
TOTALS	1/1	0-1	4	1	5	0-0	0-0	0	0	0	0

* - w/Philadelphia

OUTSIDE LINEBACKER/DEFENSIVE END ELVIS DUMERVIL — vs. NEW ENGLAND

	G/S	W-L	UT	A	TT	S-Yds.	I-Yds.	PD	FF	FR	SpTK
10/20/08 at N.E.	1/0	L	5	3	8	2-15	0-0	0	0	0	0
TOTALS	1/0	0-1	5	3	8	2-15	0-0	0	0	0	0

DEFENSIVE LINEMAN RONALD FIELDS — vs. NEW ENGLAND

	G/S	W-L	UT	A	TT	S-Yds.	I-Yds.	PD	FF	FR	SpTK
10/5/08 vs. N.E.*	1/0	L	2	0	2	0-0	0-0	0	0	0	0
TOTALS	1/0	0-1	2	0	2	0-0	0-0	0	0	0	0

* - w/San Francisco

WIDE RECEIVER JABAR GAFFNEY — vs. NEW ENGLAND

	G/S	W-L	RECEIVING					RUSHING				
			Rec.	Yds.	Avg.	LG	TD	Att.	Yds.	Avg.	LG	TD
11/23/03 vs. N.E.*	1/1	L	0	0	0.0	—	0	1	13	13.0	13	0
TOTALS	1/1	0-1	0	0	0.0	—	0	1	13	13.0	13	0

BRONCOS PLAYER CAREER STATS VS. NEW ENGLAND

CORNERBACK ANDRÉ GOODMAN — vs. NEW ENGLAND

	G/S	W-L	UT	A	TT	S-Yds.	I-Yds.	PD	FF	FR	SpTK
11/28/02 vs. N.E.*	1/0	L	0	1	1	0-0	0-0	0	0	0	0
10/8/06 at N.E.^	1/0	L	1	0	1	0-0	0-0	0	0	0	1
12/10/06 vs. N.E.^	1/1	W	2	0	2	0-0	0-0	1	0	0	0
10/21/07 vs. N.E.^	1/1	L	0	1	1	0-0	0-0	1	0	0	0
12/23/07 at N.E.^	1/1	L	2	0	2	0-0	0-0	0	0	0	0
9/21/08 at N.E.^	1/1	W	3	3	6	0-0	0-0	0	0	0	0
11/23/08 vs. N.E.^	1/1	L	1	0	1	0-0	0-0	2	0	1	0
TOTALS	7/5	2-5	9	5	14	0-0	0-0	4	0	1	1

* - w/Detroit; ^ - w/Miami

TIGHT END DANIEL GRAHAM — vs. NEW ENGLAND

	G/S	W-L	RECEIVING					RUSHING				
			Rec.	Yds.	Avg.	LG	TD	Att.	Yds.	Avg.	LG	TD
10/20/08 at N.E.	1/1	L	2	27	13.5	17	1	0	0	0.0	—	0
TOTALS	1/1	0-1	2	27	13.5	17	1	0	0	0.0	—	0

INSIDE LINEBACKER MARIO HAGGAN — vs. NEW ENGLAND

	G/S	W-L	UT	A	TT	S-Yds.	I-Yds.	PD	FF	FR	SpTK
10/3/04 vs. N.E.*	1/0	L	0	0	0	0-0	0-0	0	0	0	1
11/14/04 at N.E.*	1/0	L	0	0	0	0-0	0-0	0	0	0	0
10/30/05 at N.E.*	1/0	L	0	0	0	0-0	0-0	0	0	0	1
12/11/05 vs. N.E.*	1/0	L	0	1	1	0-0	0-0	0	0	0	0
9/10/06 at N.E.*	1/0	L	0	0	0	0-0	0-0	0	0	0	0
10/22/06 vs. N.E.*	1/0	L	0	0	0	0-0	0-0	0	0	0	0
9/23/07 at N.E.*	1/0	L	1	0	1	0-0	0-0	0	0	0	0
11/18/07 vs. N.E.*	1/0	L	0	0	0	0-0	0-0	0	0	0	0
TOTALS	8/0	0-8	1	1	2	0-0	0-0	0	0	0	2

* - w/Buffalo

SAFETY RENALDO HILL — vs. NEW ENGLAND

	G/S	W-L	UT	A	TT	S-Yds.	I-Yds.	PD	FF	FR	SpTK
9/8/05 at N.E.*	1/0	L	1	2	3	0-0	0-0	0	0	0	0
10/8/06 at N.E.^	1/1	L	3	2	5	0-0	0-0	0	0	0	0
12/10/06 vs. N.E.^	1/1	W	6	2	8	0-0	0-0	0	0	0	0
10/21/07 vs. N.E.^	1/1	L	5	0	5	0-0	0-0	0	0	0	0
9/21/08 at N.E.^	1/1	W	6	1	7	0-0	0-0	0	0	0	0
11/23/08 vs. N.E.^	1/1	L	4	0	4	0-0	1-17	1	0	0	0
TOTALS	6/5	2-4	25	7	32	0-0	1-17	1	0	0	0

* - w/Oakland; ^ - w/Miami

RUNNING BACK PEYTON HILLIS — vs. NEW ENGLAND

	G/S	W/L	RUSHING					RECEIVING				
			Att.	Yds.	Avg.	LG	TD	Rec.	Yds.	Avg.	LG	TD
10/20/08 at N.E.	1/0	L	0	0	0.0	—	0	0	0	0.0	—	0
TOTALS	1/0	0-1	0	0	0.0	—	0	0	0	0.0	—	0

DEFENSIVE LINEMAN VONNIE HOLLIDAY — vs. NEW ENGLAND

	G/S	W-L	UT	A	TT	S-Yds.	I-Yds.	PD	FF	FR	SpTK
11/22/04 vs. N.E.*	1/0	L	1	0	1	0-0	0-0	0	0	0	0
11/13/05 vs. N.E.^	1/1	L	1	2	3	0-0	0-0	1	0	0	0
1/1/06 at N.E.^	1/1	W	2	1	3	0-0	0-0	1	0	0	0
10/8/06 at N.E.^	1/1	L	2	1	3	0-0	0-0	0	0	0	0
12/10/06 vs. N.E.^	1/1	W	1	1	2	0.5-5.5	0-0	0	0	0	0
12/23/07 at N.E.^	1/1	L	4	1	5	0-0	0-0	0	0	0	0
9/21/08 at N.E.^	1/0	W	0	1	1	0-0	0-0	0	0	0	0
11/23/08 vs. N.E.^	1/1	L	0	1	1	0-0	0-0	0	0	0	0
TOTALS	8/6	3-5	11	8	19	0.5-5.5	0-0	2	0	0	0

* - w/Kansas City; ^ - w/Miami

BRONCOS PLAYER CAREER STATS VS. NEW ENGLAND

RUNNING BACK LAMONT JORDAN — vs. NEW ENGLAND

	RUSHING							RECEIVING				
	G/S	W/L	Att.	Yds.	Avg.	LG	TD	Rec.	Yds.	Avg.	LG	TD
9/23/01 at N.E. *	1/0	W	0	0	0.0	—	0	0	0	0.0	—	0
12/2/01 vs. N.E. *	1/0	L	2	7	3.5	5	0	0	0	0.0	—	0
9/15/02 vs. N.E. *	1/0	L	1	3	3.0	3	0	2	17	8.5	11	0
12/22/02 at N.E. *	1/0	W	2	2	1.0	2	0	0	0	0.0	—	0
9/21/03 at N.E. *	1/0	L	1	5	5.0	5	0	1	14	14.0	14	0
12/20/03 vs. N.E. *	1/0	L	0	0	0.0	—	0	0	0	0.0	—	0
10/24/04 at N.E. *	1/0	L	3	21	7.0	12	0	1	2	2.0	2	0
12/26/04 vs. N.E. *	1/0	L	2	6	3.0	3	0	3	16	5.3	11	0
9/8/05 at N.E. ^	1/1	L	18	70	3.9	14	0	5	40	8.0	28	0
TOTALS	9/1	2-7	29	114	3.9	14	0	12	89	7.4	28	0

	PUNT RETURNS								KICK RETURNS				
	G/S	W/L	PR	FC	Yds.	Avg.	LG	TD	KR	Yds.	Avg.	LG	TD
12/20/03 vs. N.E. *	1/0	L	0	0	0	0.0	—	0	2	30	15.0	21	0
TOTALS	1/0	0-1	0	0	0	0.0	—	0	2	30	15.0	21	0

* - w/N.Y. Jets; ^ - w/Oakland

PUNTER BRETT KERN — vs. NEW ENGLAND

	Gms.	W-L	Num.	Blk.	Yds.	Avg.	TB	In20	Ret.	Ret. Yds.	Net Yds.	Net Avg.
10/20/08 at N.E.	P	L	5	0	243	48.6	1	1	3	63	180	36.0
TOTALS	1	0-1	5	0	243	48.6	1	1	3	63	180	36.0

INSIDE LINEBACKER/FULLBACK SPENCER LARSEN — vs. NEW ENGLAND

	RUSHING							RECEIVING				
	G/S	W/L	Att.	Yds.	Avg.	LG	TD	Rec.	Yds.	Avg.	LG	TD
10/20/08 at N.E.	1/0	L	0	0	0.0	—	0	0	0	0.0	—	0
TOTALS	1/0	0-1	0	0	0.0	—	0	0	0	0.0	—	0

Note: Larsen contributed a special-teams tackle at N.E. (10/20/08).

WIDE RECEIVER BRANDON LLOYD — vs. NEW ENGLAND

	RECEIVING							RUSHING				
	G/S	W-L	Rec.	Yds.	Avg.	LG	TD	Att.	Yds.	Avg.	LG	TD
10/28/07 at N.E. *	1/0	L	1	5	5.0	5	0	0	0	0.0	—	0
TOTALS	1/0	0-1	1	5	5.0	5	0	0	0	0.0	—	0

* - w/Washington

WIDE RECEIVER BRANDON MARSHALL — vs. NEW ENGLAND

	RECEIVING							RUSHING				
	G/S	W-L	Rec.	Yds.	Avg.	LG	TD	Att.	Yds.	Avg.	LG	TD
9/24/06 at N.E.	1/0	W	0	0	0.0	—	0	0	0	0.0	—	0
10/20/08 at N.E.	1/1	L	6	77	12.8	20	0	1	7	7.0	7	0
TOTALS	2/1	1-1	6	77	12.8	20	0	1	7	7.0	7	0

OUTSIDE LINEBACKER/DEFENSIVE END JARVIS MOSS — vs. NEW ENGLAND

	G/S	W-L	UT	A	TT	S-Yds.	I-Yds.	PD	FF	FR	SpTK
10/20/08 at N.E.	1/0	L	3	3	6	0.5-4	0-0	0	0	0	0
TOTALS	1/0	0-1	3	3	6	0.5-4	0-0	0	0	0	0

DEFENSIVE LINEMAN KENNY PETERSON — vs. NEW ENGLAND

	G/S	W-L	UT	A	TT	S-Yds.	I-Yds.	PD	FF	FR	SpTK
10/20/08 at N.E.	1/0	L	2	1	3	0-0	0-0	0	0	0	0
TOTALS	1/0	0-1	2	1	3	0-0	0-0	0	0	0	0

KICKER MATT PRATER — vs. NEW ENGLAND

	Gms.	W-L	1-19	20-29	30-39	40-49	50+	LG	Total	Pct.	XM-XA	Pct.	Pts.
10/20/08 at N.E.	P	L	0-0	0-0	0-0	0-0	0-0	—	0-0	.000	1-1	1.000	1
TOTALS	1	0-1	0-0	0-0	0-0	0-0	0-0	—	0-0	.000	1-1	1.000	1

BRONCOS PLAYER CAREER STATS VS. NEW ENGLAND

OUTSIDE LINEBACKER/DEFENSIVE END DARRELL REID — vs. NEW ENGLAND

	G/S	W-L	UT	A	TT	S-Yds.	I-Yds.	PD	FF	FR	SpTK
11/7/05 at N.E. *	1/0	W	0	0	0	0-0	0-0	0	0	0	0
11/5/06 at N.E. *	1/0	W	0	0	0	0-0	0-0	0	0	0	0
11/4/07 vs. N.E. *	1/0	L	0	0	0	0-0	0-0	0	0	0	1
11/2/08 vs. N.E. *	1/0	W	1	0	1	0-0	0-0	0	0	0	0
TOTALS	4/0	3-1	1	0	1	0-0	0-0	0	0	0	1

POSTSEASON

1/21/07 vs. N.E. *	1/0	W	0	0	0	0-0	0-0	0	0	0	3
TOTALS	1/0	1-0	0	0	0	0-0	0-0	0	0	0	3

WIDE RECEIVER EDDIE ROYAL — vs. NEW ENGLAND

	WIDE RECEIVER EDDIE ROYAL						T.B. NEW ENGLAND					
	RECEIVING						RUSHING					
	G/S	W-L	Rec.	Yds.	Avg.	LG	TD	Att.	Yds.	Avg.	LG	TD
10/20/08 at N.E.	1/1	L	9	71	7.9	13	0	0	0	0.0	—	0
TOTALS	1/1	0-1	9	71	7.9	13	0	0	0	0.0	—	0

	G/S	W/L	PUNT RETURNS						KR	KICK RETURNS			
			PR	FC	Yds.	Avg.	LG	TD		Yds.	Avg.	LG	TD
10/20/08 at N.E.	1/1	L	1	2	8	8.0	8	0	0	0	0.0	—	0
TOTALS	1/1	0-1	1	2	8	8.0	8	0	0	0	0.0	—	0

TIGHT END TONY SCHEFFLER — vs. NEW ENGLAND

	G/S	W-L	RECEIVING					RUSHING				
			Rec.	Yds.	Avg.	LG	TD	Att.	Yds.	Avg.	LG	TD
9/24/06 at N.E.	1/1	W	0	0	0.0	—	0	0	0	0.0	—	0
TOTALS	1/1	1-0	0	0	0.0	—	0	0	0	0.0	—	0

QUARTERBACK CHRIS SIMMS — vs. NEW ENGLAND

	G/S	W/L	PASSING								RUSHING				
			Att.	Cmp.	Pct.	Yds.	TD	INT	LG	S-Yds.	Rtg.	Att.	Yds.	Avg.	LG
12/17/05 at N.E. *	1/1	L	34	21	61.8	155	0	0	22	7-47	72.5	1	-1	-1.0	-1
TOTALS	1/1	0-1	34	21	61.8	155	0	0	22	7-47	72.5	1	-1	-1.0	-1

* - w/Tampa Bay

WIDE RECEIVER BRANDON STOKLEY — vs. NEW ENGLAND

	RECEIVING							RUSHING				
	G/S	W-L	Rec.	Yds.	Avg.	LG	TD	Att.	Yds.	Avg.	LG	TD
9/9/04 at N.E.*	1/0	L	4	77	19.3	45	1	0	0	0.0	—	0
11/7/05 at N.E.*	1/0	W	4	34	8.5	13	0	0	0	0.0	—	0
TOTALS	2/0	1-1	8	111	13.9	45	1	0	0	0.0	—	0

POSTSEASON

1/18/04 at N.E. *	1/0	L	3	22	7.3	12	0	0	0	0.0	—	0
1/16/05 at N.E. *	1/0	L	8	64	8.0	13	0	0	0	0.0	—	0
TOTALS	2/0	0-2	11	86	7.8	13	0	0	0	0.0	—	0

* - w/Indianapolis

DEFENSIVE LINEMAN MARCUS THOMAS — vs. NEW ENGLAND

	G/S	W-L	UT	A	TT	S-Yds.	I-Yds.	PD	FF	FR	SpTK
10/20/08 at N.E.	1/1	L	5	2	7	0-0	0-0	0	0	0	0
TOTALS	1/1	0-1	5	2	7	0-0	0-0	0	0	0	0

BRONCOS PLAYER CAREER STATS VS. NEW ENGLAND

INSIDE LINEBACKER D.J. WILLIAMS — vs. NEW ENGLAND

	G/S	W-L	UT	A	TT	S-Yds.	I-Yds.	PD	FF	FR	SpTK
10/16/05 vs. N.E.	1/1	W	3	1	4	0-0	0-0	2	0	0	0
9/24/06 at N.E.	1/1	W	7	3	10	0-0	0-0	2	0	0	0
10/20/08 at N.E.	1/1	L	13	2	15	0.5-4	0-0	0	0	0	0
TOTALS	3/3	2-1	23	6	29	0.5-4	0-0	4	0	0	0
POSTSEASON											
1/14/06 vs. N.E.	1/1	W	5	2	7	0-0	0-0	0	0	0	0
TOTALS	1/1	1-0	5	2	7	0-0	0-0	0	0	0	0

CORNERBACK JACK WILLIAMS — vs. NEW ENGLAND

	G/S	W-L	UT	A	TT	S-Yds.	I-Yds.	PD	FF	FR	SpTK
10/20/08 at N.E.	1/1	L	2	0	2	0-0	0-0	0	0	0	1
TOTALS	1/1	0-1	2	0	2	0-0	0-0	0	0	0	1

INSIDE LINEBACKER WESLEY WOODYARD — vs. NEW ENGLAND

	G/S	W-L	UT	A	TT	S-Yds.	I-Yds.	PD	FF	FR	SpTK
10/20/08 at N.E.	1/0	L	0	0	0	0-0	0-0	0	0	0	0
TOTALS	1/0	0-1	0	0	0	0-0	0-0	0	0	0	0

BRONCOS ALL-TIME STATS VS. NEW ENGLAND, REGULAR SEASON																										
DATE	SITE	W/L	Score		Net Yards			Rushing				Passing											Giveaways	Pen	Yds.	TOP
			Den.	Opp.	Total	Rush	Pass	Att.	Yds.	Avg.	TDs	Att.	Comp.	Pct.	Yds.	TDs	INTs	Sacks	Yds.	Rtg.						
09/09/1960	@BPA	W	13	10	323	149	174	44	149	3.4	0	15	10	66.7	180	1	1	1	6	102.1	-	5	55	-		
10/23/1960	BPA	W	31	24	326	65	261	35	65	1.9	0	38	20	52.6	287	4	2	3	26	90.6	-	3	35	-		
09/16/1961	@BPA	L	17	45	270	69	201	20	69	3.5	0	49	20	40.8	222	2	0	3	21	68.6	-	5	55	-		
12/03/1961	BPA	L	24	28	281	64	217	32	64	2.0	0	48	22	45.8	257	1	3	4	40	43.5	-	3	16	-		
09/21/1962	@BPA	L	16	41	413	41	372	14	41	2.9	0	56	27	48.2	449	2	2	6	77	72.7	-	1	0	-		
11/11/1962	BPA	L	29	33	343	130	213	28	130	4.6	1	38	16	42.1	213	2	2	0	0	56.1	-	1	5	-		
09/29/1963	BPA	W	14	10	258	104	154	39	104	2.7	1	25	11	44.0	232	1	2	7	78	57.4	-	3	37	-		
10/18/1963	@BPA	L	21	40	345	95	250	18	95	5.3	1	39	19	48.7	307	2	1	7	57	81.9	-	5	40	-		
10/04/1964	BPA	L	10	39	132	53	79	20	53	2.7	0	34	21	61.8	153	1	3	8	74	45.3	-	8	101	-		
11/20/1964	@BPA	L	7	12	214	70	144	24	70	2.9	0	35	16	44.0	187	1	3	5	43	36.3	-	7	65	-		
09/24/1965	@BPA	W	27	10	262	220	42	49	220	4.5	2	25	11	44.0	74	0	2	3	32	17.9	-	6	70	-		
12/12/1965	BPA	L	20	28	348	135	213	27	135	5.0	0	35	19	54.3	241	3	2	3	28	80.8	-	3	30	-		
09/18/1966	BPA	L	10	24	173	101	72	31	101	3.3	0	25	10	40.0	120	1	3	4	48	29.2	-	4	51	-		
11/06/1966	@BPA	W	17	10	240	97	143	41	97	2.4	0	20	12	60.0	155	2	2	1	12	78.1	-	4	46	-		
09/03/1967	BPA	W	26	21	209	92	117	40	92	2.3	0	19	8	42.1	145	2	0	3	28	104.1	-	3	30	-		
09/29/1968	BPA	L	17	20	234	149	85	32	149	4.7	2	23	7	30.4	135	0	2	6	50	15.7	-	6	103	-		
11/03/1968	@BPA	W	35	14	470	238	232	47	238	5.1	3	19	12	63.2	232	2	2	0	0	101.1	-	9	94	-		
09/14/1969	BPA	W	35	7	321	135	186	33	135	4.1	2	15	10	66.7	205	3	0	3	19	149.3	-	4	51	-		
12/17/1972	NE	W	45	21	482	141	341	31	141	4.5	3	31	21	67.7	341	3	0	0	0	136.6	0	7	90	-		
11/28/1976	@NE	L	14	38	189	44	145	13	44	3.4	1	34	15	44.1	204	1	3	9	59	36.9	3	6	52	-		
11/11/1979	NE	W	45	10	289	107	182	44	107	2.4	2	19	13	68.4	194	2	0	1	12	136.7	3	6	51	-		
09/29/1980	@NE	L	14	23	170	108	62	27	108	4.0	1	12	8	66.7	83	1	1	3	21	79.5	1	8	92	-		
11/04/1984	NE	W	26	19	319	28	291	18	28	1.6	0	40	26	65.0	315	3	1	3	24	103.6	1	4	48	28:35		
09/28/1986	NE	W	27	20	338	156	182	29	156	5.4	2	34	18	52.9	188	1	1	2	6	66.8	2	5	67	29:14		
12/06/1987	NE	W	31	20	371	112	259	32	112	3.5	1	37	17	45.9	265	2	1	2	6	77.0	3	6	51	29:14		
12/17/1988	NE	W	21	10	331	188	143	37	188	5.1	3	29	14	48.3	149	0	1	1	6	49.4	2	5	31	27:58		
10/27/1991	@NE	W	9	6	243	102	141	30	102	3.4	0	27	15	55.6	154	0	0	1	13	72.1	1	2	11	30:44		
12/01/1991	NE	W	20	3	325	116	209	37	116	3.1	1	25	18	72.0	215	1	0	1	6	111.3	1	5	41	36:14		
10/08/1995	@NE	W	37	3	403	121	282	35	121	3.5	2	34	21	61.8	287	2	1	1	5	96.1	1	8	77	34:51		
11/17/1996	@NE	W	34	8	422	198	224	45	198	4.4	3	27	16	59.3	230	1	1	1	6	83.9	1	5	52	39:00		
10/06/1997	NE	W	34	13	380	192	188	38	192	5.1	3	27	13	48.1	196	0	2	1	8	41.6	2	4	20	32:58		
09/07/1998	NE	W	27	21	339	91	248	30	91	3.0	2	34	22	64.7	257	1	0	1	9	97.3	0	5	30	33:13		
10/24/1999	@NE	L	23	24	442	133	309	27	133	4.9	1	38	25	65.8	316	1	0	3	7	100.3	0	10	70	31:39		
10/01/2000	NE	L	19	28	405	79	326	21	79	3.8	0	50	31	62.0	361	1	1	4	35	82.2	2	7	50	32:48		
10/28/2001	NE	W	31	20	355	86	269	29	86	3.0	1	30	19	63.3	283	2	2	14	88.6	2	6	66	29:09			
10/27/2002	@NE	W	16	24	351	215	136	24	215	3.4	2	23	18	78.3	229	1	1	2	14	104.5	2	2	51	35:40		
11/03/2003	NE	L	26	30	277	114	163	29	114	3.9	1	35	16	45.7	163	1	1	0	0	57.2	1	4	30	31:24		
10/16/2005	NE	W	28	20	432	178	254	34	178	5.2	2	24	17	70.8	262	2	0	1	8	134.4	0	11	82	32:17		
09/24/2006	@NE	W	17	7	400	144	256	34	144	4.2	0	30	15	50.0	256	2	0	0	0	101.5	0	7	52	31:45		
10/20/2008	@NE	L	7	41	275	106	169	26	106	4.1	0	29	19	65.5	187	1	2	3	18	66.3	5	8	87	26:03		
Totals		24-16	928	817	12700	4687	8013	1260	4687	3.7	43	1227	668	54.4	8929	59	51	108	916	76.5	33	211	2085	31:49*		

BRONCOS ALL-TIME OPPONENT STATS VS. NEW ENGLAND, REGULAR SEASON																										
DATE	SITE	W/L	Score		Net Yards			Rushing				Passing											Takeaways	Pen	Yds.	TOP
			Den.	Opp.	Total	Rush	Pass	Att.	Yds.	Avg.	TDs	Att.	Comp.	Pct.	Yds.	TDs	INTs	Sacks	Yds.	Rtg.						
09/09/1960	@BPA	W	13	10	219	79	140	25	79	3.2	0	27	13	48.1	149	1	2	1	9	46.7	-	3	15	-		
10/23/1960	BPA	W	31	24	434	211	223	34	211	6.2	0	33	15	45.5	223	3	3	0	0	60.5	-	5	37	-		
09/16/1961	@BPA	L	17	45	392	46	346	21	46	2.2	1	35	18	51.4	353	5	0	1	7	126.5	-	9	94	-		
12/03/1961	BPA	L	24	28	244	71	173	28	71	2.5	2	31	11	35.5	180	2	2	1	7	50.5	-	2	25	-		
09/21/1962	@BPA	L	16	41	341	170	171	25	170	6.8	1	23	12	52.2	191	2	3	1	20	69.6	-	9	72	-		
11/11/1962	BPA	L	29	33	396	171	225	39	171	4.4	0	23	15	65.2	236	2	0	1	11	128.2	-	3	29	-		
09/29/1963	BPA	W	14	10	212	133	79	22	133	6.0	0	20	8	40.0	99	1	3	2	20	33.1	-	3	35	-		
10/18/1963	@BPA	L	21	40	384	53	331	27	53	2.0	2	31	21	67.7	358	2	1	3	27	114.7	-	2	18	-		
10/04/1964	BPA	L	10	39	359	207	152	32	207	6.5	2	33	15	45.5	152	1	0	0	0	69.3	-	6	58	-		
11/20/1964	@BPA	L	7	12	296	116	180	25	116	4.6	0	33	13	39.4	222	1	5	4	42	33.5	-	4	35	-		
09/24/1965	@BPA	W	27	10	125	34	91	19	34	1.8	0	23	9	39.1	111	1	2	2	20	33.1	-	8	61	-		
12/12/1965	BPA	L	20	28	320	131	189	31	131	4.2	1	22	11	50.0	201	3	1	2	12	102.5	-	8	71	-		
09/18/1966	BPA	L	10	24	261	145	116	33	145	4.4	2	23	9	39.1	133	0	2	3	17	22.6	-	5	45	-		
11/06/1966	@BPA	W	17	10	110	43	67	25	43	1.7	0	26	14	53.8	111	0	0	4	44	64.7	-	5	34	-		
09/03/1967	BPA	W	26	21	302	90	212	21	90	4.3	0	30	16	53.3	234	3	6	2	22	72.8	-	5	58	-		
09/29/1968	BPA	L	17	20	212	69	143	41	69	1.7	1	30	11	36.7	153	1	0	1	10	65.0	-	6	84	-		
11/03/1968	@BPA	W	35	14	175	77	98	30	77	2.6	1	32	11	34.4	119	1	4	2	21	17.1	-	2	10	-		
09/14/1969	BPA	W	35	7	326	89	237	23	89	3.9	1	38	19	50.0	257	0	4	3	20	32.3	-	7	74	-		
12/17/1972	NE	W	45	21	260	125	135	27	125	4.6	2	35	18	51.4	210	1	0	7	75	79.5	-	7	48	-		
11/28/1976	@NE	L	14	38	414	332	82	62	332	5.4	3	14	8	57.1	84	1	1	1	2	68.8	-	3	25	-		
11/11/1979	NE	W	40	15	92	68	34	58	34	2.5	0	23	13	36.8	85	0	1	4	4	51.3	-	3	9	-		
09/29/1980	@NE	L	14	23	357	157	200	47	157	3.3	1	24	17	70.8	209	1	1	1	9	93.9	-	2	8	-		
11/04/1984	NE	W	26	19	484	195	289	36	195	5.4	0	38	21	55.3	313	1	1	4	24	80.3	-	4	35	-		
09/28/1986	NE	W	27	16	222	40	184	22	40	1.8	0	38	23	60.5	228	2	1	5	44	84.1	-	1	6	-		
12/06/1987	NE	W	31	20	369	211	158	35	211	6.0	1	39	17	43.6	177	1	4	3	19	26.3	-	6	5	-		
12/17/1988	NE	W	21	10	351	165	186	33	165	5.0	1	39	22	56.4	203	0	2	2	17	49.4	-	8	52	-		
10/27/1991	@NE	W	9	6	287	141	146	29	141	4.9	0	25	17	68.0	164	0	0	2	18	86.1	-	0	7	-		
12/01/1991	NE	W	20	3	252	50	202	16	50	3.1	0	36	19	52.8	247	0	2	5	45	51.4	-	2	42	-		
10/08/1995	@NE	W	3	329	81	248	81	19	81	4.3	0	59	27	45.8	27	0	2	2	43	25.4	-	2	4	-		
11/17/1996	@NE	W	34	8	218	17	201	21	17	1.9	1	42	22	52.4	212	0	0	1	11	56.8	-	1	6	-		
10/06/1997	NE	W	34	13	262	51	211	19	51	2.7	0	41	20	48.8	234	1	1	3	23	64.5	-	2	10	-		
09/07/1998	NE	W	27	21	339	81	258	24	81	3.4	1	32	20	62.5	289	2	0	3	31	112.6	-	0	7	-		
10/24/1999	@NE	L	23	24	325	133	192	28	133	4.8	3	22	13	59.1	214	0	0	4	22	91.9	-	0	5	-		
10/01/2000	NE	L	19	28	314	54	260	27	54	2.0	0	27	18	66.7	271	4	1	3	11	123.6	-	1	5	-		
10/28/2001	NE	W	31	20	300	117	183	24	117	4.9	0	39	25	64.1	203	2	5	2	20	54.7	-	5	7	-		
12/27/2002	@NE	W	34	16	179	69	110	19	69	3.6	1	29	15	51.7	130	1	0	5	20	75.4	-	0	8	-		
10/03/2003	NE	L	26	19	389	89	300	26	89	2.7	3	30	15	52.9	350	3	0	2	17	105.0	-	2	14	-		
10/16/2005	NE	W	28	20	388	89	299	19	89	4.7	1	46	24	52.2	299	1	0	0	0	79.9	-	0	8	-		
09/24/2006	NE	W	17	7	370	50	320	21	50	2.4	0	55	31	56.4	320	1	0	0	0	79.4	-	0	6	-		
10/20/2008	@NE	L	7	41	404	257	147	38	257	6.8	2	24	18	75.0	185	3	0	6	38	136.3	-	0	5	-		
Totals		24-16	928	817	12045	4477	7568	1104	4477	4.1	32	1282	667	52.0	8380	54	60	97	812	67.2	-	36	236	-		

Denver Broncos / Week 4 / Through Sunday, October 04, 2009 / Regular Season

Won 4, Lost 0

9/13/2009	W	12- 7	at Cincinnati Bengals
9/20/2009	W	27- 6	Cleveland Browns
9/27/2009	W	23- 3	at Oakland Raiders
10/4/2009	W	17- 10	Dallas Cowboys

	Denver	Opponent
Total First Downs	74	56
Rushing	28	16
Passing	38	36
Penalty	8	4
3rd Down: Made/Att	18/49	14/53
3rd Down Pct.	36.7%	26.4%
4th Down: Made/Att	1/4	3/6
4th Down Pct.	25.0%	50.0%
Possession Avg.	30:36	29:24
Total Net Yards	1460	959
Avg. Per Game	365.0	239.8
Total Plays	250	238
Avg. Per Play	5.8	4.0
Net Yards Rushing	592	309
Avg. Per Game	148.0	77.3
Total Rushes	127	96
Net Yards Passing	868	650
Avg. Per Game	217.0	162.5
Sacked/Yards Lost	6/38	15/74
Gross Yards	906	724
Attempts/Completions	117/69	127/76
Completion Pct.	59.0%	59.8%
Had Intercepted	0	6
Punts/Average	18/46.4	23/45.0
Net Punting Avg.	37.8	40.1
Penalties/Yards	26/200	21/193
Fumbles/Ball Lost	5/3	8/4
Touchdowns	8	2
Rushing	3	2
Passing	5	0
Returns	0	0

Score By Periods	Q1	Q2	Q3	Q4	OT	Pts
Team	17	16	13	33	0	79
Opponents	16	3	0	7	0	26

Scoring	TD	Ru	Pa	Rt	PAT	FG	2Pt	Pts
M.Prater	0	0	0	0	7/7	8/10	0	31
B.Marshall	2	0	2	0	0/0	0/0	0	12
K.Moreno	2	1	1	0	0/0	0/0	0	12
P.Hillis	1	1	0	0	0/0	0/0	0	6
T.Scheffler	1	0	1	0	0/0	0/0	0	6
B.Stokley	1	0	1	0	0/0	0/0	0	6
C.Buckhalter	1	1	0	0	0/0	0/0	0	6
Team	8	3	5	0	7/7	8/10	0	79
Opponents	2	2	0	0	2/2	4/4	0	26

2-Pt. Conversions: Team 0/ 1, Opponents: 0/ 0

Sacks: E.Dumervil 8.0, D.Reid 2.0, A.Davis 1.0, M.Haggan 1.0, V.Holliday 1.0, R.Hill 1.0, D.Williams 1.0 **Team: 15.0, Opponents: 6.0**

Rushing	No.	Yds	Avg	Long	TD
C.Buckhalter	37	267	7.2	45t	1
K.Moreno	60	249	4.2	17	1
L.Jordan	17	50	2.9	11	0
B.Marshall	2	19	9.5	14	0
P.Hillis	4	5	1.3	2t	1
K.Orton	7	2	0.3	3	0
Team	127	592	4.7	45t	3
Opponents	96	309	3.2	20	2

Receiving	No.	Yds	Avg	Long	TD
B.Marshall	16	219	13.7	51t	2
J.Gaffney	11	154	14.0	49	0
D.Graham	9	112	12.4	24	0
C.Buckhalter	8	96	12.0	30	0
E.Royal	8	58	7.3	12	0
B.Stokley	6	157	26.2	87t	1
T.Scheffler	6	71	11.8	29	1
K.Moreno	4	33	8.3	11	1
P.Hillis	1	6	6.0	6	0
L.Jordan	0	0	0	0	0
Team	69	906	13.1	87t	5
Opponents	76	724	9.5	53	0

Interceptions	No.	Yds	Avg	Long	TD
A.Goodman	1	30	30.0	30	0
R.Hill	1	18	18.0	18	0
T.Scheffler	1	5	5.0	5	0
C.Bailey	1	3	3.0	3	0
D.McBath	1	3	3.0	3	0
W.Woodyard	1	0	0.0	0	0
Team	6	59	9.8	30	0

Punting	No	Yds	Avg	Net	TB	In	Lg	B
B.Kern	18	835	46.4	37.8	3	6	62	0
Team	18	835	46.4	37.8	3	6	62	0
Opponents	23	1036	45.0	40.1	1	12	60	0

Punt Returns	Ret	FC	Yds	Avg	Long	TD
E.Royal	9	3	84	9.3	17	0
A.Smith	3	1	10	3.3	10	0
Team	12	4	94	7.8	17	0
Opponents	10	3	95	9.5	17	0

Kickoff Returns	No.	Yds	Avg	Long	TD
E.Royal	3	64	21.3	25	0
K.McKinley	2	49	24.5	30	0
P.Hillis	1	24	24.0	24	0
T.Polumbus	1	0	0.0	0	0
Team	7	137	19.6	30	0
Opponents	10	226	22.6	31	0

Field Goals	1-19	20-29	30-39	40-49	50+
M.Prater	0/ 0	4/ 4	1/ 3	2/ 2	1/ 1
Team	0/ 0	4/ 4	1/ 3	2/ 2	1/ 1
Opponents	0/ 0	1/ 1	0/ 0	3/ 3	0/ 0

Fumbles Lost: C.Buckhalter 1, P.Hillis 1, K.Moreno 1 **Total: 3**
Opponent Fumble Recoveries: B.Dawkins 2, D.Williams 1, D.Reid 1 **Total: 4**

Passing	Att	Cmp	Yds	Cmp%	Yds/Att	TD	TD%	Int	Int%	Long	Sack	Lost	Rating
K.Orton	117	69	906	59.0%	7.7	5	4.3%	0	0.0%	87t	6/	38	97.8
Team	117	69	906	59.0%	7.7	5	4.3%	0	0.0%	87t	6/	38	97.8
Opponents	127	76	724	59.8%	5.7	0	0.0%	6	4.7%	53	15/	74	56.0

DENVER BRONCOS 2009 REGULAR SEASON DEFENSIVE STATISTICS (4-0)
(based on press box statistics)

	PLAYER	TT	UT	A	S	Yds.	TFL	QB Hits	I	Yds.	PD	FF	FR
1	Davis	31	22	9	1.0	10.0	6	1	0	0	0	0	0
	Williams, D.	31	24	7	1.0	1.0	3	1	0	0	4	1	1
3	Dawkins	27	20	7	0.0	0.0	1	0	0	0	3	0	2
4	Bailey	20	14	6	0.0	0.0	0	0	1	3	6	0	0
5	Hill	18	9	9	1.0	4.0	0	0	1	18	2	1	0
6	Dumervil	17	17	0	8.0	35.0	8	8	0	0	2	1	0
7	Peterson	12	7	5	0.0	0.0	1	0	0	0	0	0	0
8	Haggan	10	7	3	1.0	10.0	2	1	0	0	0	1	0
9	Woodyard	8	4	4	0.0	0.0	0	1	1	0	1	0	0
10	McBean	7	2	5	0.0	0.0	0	1	0	0	0	0	0
11	Fields	5	3	2	0.0	0.0	0	0	0	0	0	0	0
	Goodman	5	4	1	0.0	0.0	0	0	1	30	2	0	0
	Smith, A.	5	4	1	0.0	0.0	1	0	0	0	2	0	0
	Williams, J.	5	5	0	0.0	0.0	0	0	0	0	1	0	0
15	Holliday	4	3	1	1.0	4.0	2	1	0	0	0	0	0
	Reid	4	4	0	2.0	10.0	1	3	0	0	0	0	1
17	Ayers	3	2	1	0.0	0.0	1	0	0	0	0	0	0
	Team	3	3	0	0.0	0.0	0	0	0	0	0	0	0
	Thomas	3	1	2	0.0	0.0	0	0	0	0	0	0	0
20	McBath	2	1	1	0.0	0.0	0	0	1	3	1	0	0
	Smith, L.	2	1	1	0.0	0.0	0	0	0	0	0	0	0
22	Jordan	1	1	0	0.0	0.0	0	0	0	0	0	0	0
23	Scheffler	0	0	0	0.0	0.0	0	0	1	5	1	0	0
	TEAM	223	158	65	15.0	74.0	26	17	6	59	25	4	4

SPECIAL TEAMS STATISTICS (based on press box statistics)

	PLAYER	TT	UT	A	FF	FR	BK	BP	TD
1	Haggan	4	4	0	0	0	0	0	0
	Hillis	4	3	1	0	0	0	0	0
3	Barrett	3	3	0	0	0	0	0	0
	Reid	3	3	0	0	0	0	0	0
	Woodyard	3	3	0	0	0	0	0	0
6	McBath	2	0	2	0	0	0	0	0
7	Bruton	1	0	1	0	0	0	0	0
	Graham	1	1	0	0	0	0	0	0
	Jordan	1	1	0	0	0	0	0	0
	Smith, A.	1	0	1	0	0	0	0	0
	Williams, J.	1	1	0	0	0	0	0	0
12	Buckhalter	0	0	0	0	1	0	0	0
	TEAM	24	19	5	0	1	0	0	0

MIS. TACKLES: Hochstein 1, Team 1.
MIS. FUMBLE RECOVERIES: Orton 1.
MIS. FORCED FUMBLES: None.

DEFENSIVE TOUCHDOWNS: None.
TWO-POINT CONVERSION STOPS: None.
BLOCKED PUNTS: None.
BLOCKED KICKS: None.

New England Patriots / Week 4 / Through Sunday, October 04, 2009 / Regular Season

Won 3, Lost 1

9/14/2009	W	25- 24	Buffalo Bills
9/20/2009	L	9- 16	at New York Jets
9/27/2009	W	26- 10	Atlanta Falcons
10/4/2009	W	27- 21	Baltimore Ravens

	New England	Opponent
Total First Downs	99	68
Rushing	25	16
Passing	62	49
Penalty	12	3
3rd Down: Made/Att	27/59	18/44
3rd Down Pct.	45.8%	40.9%
4th Down: Made/Att	4/7	2/4
4th Down Pct.	57.1%	50.0%
Possession Avg.	35:41	24:19
Total Net Yards	1504	1150
Avg. Per Game	376.0	287.5
Total Plays	290	214
Avg. Per Play	5.2	5.4
Net Yards Rushing	409	381
Avg. Per Game	102.3	95.3
Total Rushes	112	84
Net Yards Passing	1095	769
Avg. Per Game	273.8	192.3
Sacked/Yards Lost	4/34	8/69
Gross Yards	1129	838
Attempts/Completions	174/108	122/73
Completion Pct.	62.1%	59.8%
Had Intercepted	2	1
Punts/Average	12/38.8	17/41.6
Net Punting Avg.	31.3	37.2
Penalties/Yards	24/195	33/265
Fumbles/Ball Lost	2/1	8/4
Touchdowns	8	8
Rushing	4	1
Passing	4	5
Returns	0	2

Score By Periods	Q1	Q2	Q3	Q4	OT	Pts
Team	9	40	10	28	0	87
Opponents	17	17	20	17	0	71

Scoring	TD	Ru	Pa	Rt	PAT	FG	2Pt	Pts
S.Gostkowski	0	0	0	0	6/6	11/12	0	39
B.Watson	2	0	2	0	0/0	0/0	0	12
F.Taylor	2	2	0	0	0/0	0/0	0	12
S.Morris	1	1	0	0	0/0	0/0	0	6
T.Brady	1	1	0	0	0/0	0/0	0	6
C.Baker	1	0	1	0	0/0	0/0	0	6
R.Moss	1	0	1	0	0/0	0/0	0	6
Team	8	4	4	0	6/6	11/12	0	87
Opponents	8	1	5	2	8/8	5/5	0	71

2-Pt. Conversions: Team 0/ 2, Opponents: 0/ 0

Sacks: M.Wright 3.0, T.Banta-Cain 2.0, A.Thomas 1.0, T.Warren 1.0, D.Burgess 1.0 **Team: 8.0, Opponents: 4.0**

Rushing	No.	Yds	Avg	Long	TD
F.Taylor	45	201	4.5	19	2
L.Maroney	27	78	2.9	12	0
K.Faulk	16	62	3.9	11	0
S.Morris	13	41	3.2	15	1
T.Brady	10	22	2.2	9	1
J.Edelman	1	5	5.0	5	0
Team	112	409	3.7	19	4
Opponents	84	381	4.5	50	1

Receiving	No.	Yds	Avg	Long	TD
R.Moss	29	331	11.4	31	1
W.Welker	18	141	7.8	15	0
B.Watson	12	174	14.5	34	2
J.Edelman	12	130	10.8	29	0
K.Faulk	11	72	6.5	16	0
S.Morris	9	95	10.6	19	0
J.Galloway	7	67	9.6	19	0
C.Baker	4	50	12.5	36t	1
L.Maroney	3	26	8.7	17	0
F.Taylor	2	17	8.5	13	0
S.Aiken	1	26	26.0	26	0
Team	108	1129	10.5	36t	4
Opponents	73	838	11.5	45	5

Interceptions	No.	Yds	Avg	Long	TD
L.Bodden	1	0	0.0	0	0
Team	1	0	0.0	0	0
Opponents	2	26	13.0	26t	1

Punting	No	Yds	Avg	Net	TB	In	Lg	B
C.Hanson	12	465	38.8	31.3	3	3	51	0
Team	12	465	38.8	31.3	3	3	51	0
Opponents	17	707	41.6	37.2	1	6	57	0

Punt Returns	Ret	FC	Yds	Avg	Long	TD
K.Faulk	5	2	31	6.2	15	0
W.Welker	2	0	21	10.5	11	0
J.Edelman	1	0	2	2.0	2	0
Team	8	2	54	6.8	15	0
Opponents	3	3	30	10.0	16	0

Kickoff Returns	No.	Yds	Avg	Long	TD
L.Maroney	9	208	23.1	52	0
K.Faulk	6	144	24.0	32	0
J.Edelman	2	39	19.5	22	0
Team	17	391	23.0	52	0
Opponents	17	465	27.4	43	0

Field Goals	1-19	20-29	30-39	40-49	50+
S.Gostkowski	0/ 0	6/ 6	4/ 4	1/ 2	0/ 0
Team	0/ 0	6/ 6	4/ 4	1/ 2	0/ 0
Opponents	0/ 0	2/ 2	2/ 2	1/ 1	0/ 0

Fumbles Lost: T.Brady 1 **Total: 1**

Opponent Fumble Recoveries: L.Bodden 1, B.McGowan 1, J.Sanders 1, S.Gostkowski 1 **Total: 4**

Passing	Att	Cmp	Yds	Cmp%	Yds/Att	TD	TD%	Int	Int%	Long	Sack	Lost	Rating
T.Brady	174	108	1129	62.1%	6.5	4	2.3%	2	1.1%	36t	4/	34	83.7
Team	174	108	1129	62.1%	6.5	4	2.3%	2	1.1%	36t	4/	34	83.7
Opponents	122	73	838	59.8%	6.9	5	4.1%	1	0.8%	45	8/	69	90.8

DENVER BRONCOS 2009 DEPTH CHART

(as of Tuesday, Oct. 6, 2009)

Broncos Offense

WR	19	Eddie Royal	84	Brandon Lloyd		
LT	78	Ryan Clady	76	Tyler Polumbus		
LG	50	Ben Hamilton	<u>70</u>	<u>Seth Olsen</u>		
C	62	Casey Wiegmann	50	Ben Hamilton		
RG	73	Chris Kuper	71	Russ Hochstein		
RT	74	Ryan Harris	77	Brandon Gorin		
TE	89	Daniel Graham	88	Tony Scheffler	<u>81</u>	<u>Richard Quinn</u>
WR	15	Brandon Marshall	14	Brandon Stokley		
WR	10	Jabar Gaffney	<u>11</u>	<u>Kenny McKinley</u>		
QB	8	Kyle Orton	2	Chris Simms	<u>3</u>	<u>Tom Brandstater</u>
RB	28	Correll Buckhalter	<u>27</u>	<u>Knowshon Moreno</u>	32	LaMont Jordan
					22	Peyton Hillis

Broncos Defense

DE	98	Ryan McBean	97	Le Kevin Smith		
NT	91	Ronald Fields	79	Marcus Thomas	<u>75</u>	<u>Chris Baker</u>
DE	90	Kenny Peterson	99	Vonnie Holliday		
OLB	57	Mario Haggan	95	Darrell Reid		
ILB	54	Andra Davis	46	Spencer Larsen		
ILB	55	D.J. Williams	59	Wesley Woodyard		
OLB	92	Elvis Dumervil	<u>56</u>	<u>Robert Ayers</u>	94	Jarvis Moss
LCB	24	Champ Bailey	<u>33</u>	<u>Alphonso Smith</u>		
RCB	21	André Goodman	26	Jack Williams		
S	23	Renaldo Hill	<u>30</u>	<u>David Bruton</u>	36	Josh Barrett
S	20	Brian Dawkins	<u>31</u>	<u>Darcel McBath</u>		

Broncos Specialists

P	1	Brett Kern				
K	5	Matt Prater				
KO	5	Matt Prater	1	Brett Kern		
PR	19	Eddie Royal	<u>33</u>	<u>Alphonso Smith</u>		
KR	19	Eddie Royal	<u>11</u>	<u>Kenny McKinley</u>	22	Peyton Hillis
PC	66	Lonie Paxton	73	Chris Kuper	88	Tony Scheffler
KC	66	Lonie Paxton	73	Chris Kuper	88	Tony Scheffler
H	1	Brett Kern	8	Kyle Orton		
					<u>33</u>	<u>Alphonso Smith</u>

Rookie and first-year players underlined

BRONCOS PRONUNCIATION GUIDE

Tom Brandstater (BRAND-stay-ter)
David Bruton (BRUTE-in)
Correll Buckhalter (cor-ELL)
Ryan Clady (CLAY-dee)
Andra Davis (ON-dray)
Elvis Dumervil (DOO-mehr-vill)
Mario Haggan (HAY-gen)
Russ Hochstein (HOKE-stine)

Chris Kuper (KOO-pehr)
Knowshon Moreno (mo-REE-no)
Lonie Paxton (LAH-nee)
Matt Prater (PRAY-ter)
Le Kevin Smith (lee-KEE-vin)
Casey Wiegmann (WIG-mann)
Wesley Woodyard (WOOD-YARD)

2009 Denver Broncos Alphabetical Roster

Updated: 10/6/09

No. Name	Pos.	Ht.	Wt.	Age	NFL Exp.	College	High School Hometown	How Acq.	2009 P-S-DNP-INA
56 Ayers, Robert	OLB/DE	6-3	274	24	R	Tennessee	Bennettsville, S.C.	D1b- '09	4-0-0-0
24 Bailey, Champ	CB	6-0	192	31	11	Georgia	Folkston, Ga.	T(Was)- '04	4-4-0-0
75 Baker, Chris	DL	6-2	329	21	R	Hampton	Windsor, Conn.	CFA- '09	0-0-0-4
36 Barrett, Josh	S	6-2	225	24	2	Arizona State	Reno, Nev.	D7- '08	3-0-0-1
3 Brandstater, Tom	QB	6-5	223	24	R	Fresno State	Turlock, Calif.	D6- '09	0-0-0-4
30 Bruton, David	S	6-2	211	22	R	Notre Dame	Miamisburg, Ohio	D4a- '09	4-0-0-0
28 Buckhalter, Correll	RB	6-0	223	31	9	Nebraska	Collins, Miss.	UFA(Phi)- '09	4-4-0-0
78 Clady, Ryan	T	6-6	325	23	2	Boise State	Rialto, Calif.	D1- '08	4-4-0-0
54 Davis, Andra	ILB	6-1	251	30	8	Florida	Live Oak, Fla.	UFA(Cle)- '09	4-4-0-0
20 Dawkins, Brian	S	6-0	210	35	14	Clemson	Jacksonville, Fla.	UFA(Phi)- '09	4-4-0-0
92 Dumervil, Elvis	OLB/DE	5-11	248	25	4	Louisville	Miami, Fla.	D4b- '06	4-4-0-0
91 Fields, Ronald	DL	6-2	314	28	5	Mississippi State	Bogalusa, La.	UFA(SF)- '09	4-4-0-0
10 Gaffney, Jabar	WR	6-2	200	28	8	Florida	Jacksonville, Fla.	UFA(NE)- '09	4-3-0-0
21 Goodman, André	CB	5-10	184	31	8	South Carolina	Greenville, S.C.	UFA(Mia)- '09	4-4-0-0
77 Gorin, Brandon	T	6-6	309	31	8	Purdue	Muncie, Ind.	UFA(ST)- '09	0-0-0-4
89 Graham, Daniel	TE	6-3	257	30	8	Colorado	Denver, Colo.	UFA(NE)- '07	4-4-0-0
57 Haggan, Mario	ILB	6-3	267	29	7	Mississippi State	Clarksdale, Miss.	FA- '08	4-4-0-0
50 Hamilton, Ben	G/C	6-4	290	32	9	Minnesota	Plymouth, Minn.	D4a- '01	3-3-0-1
74 Harris, Ryan	T	6-5	300	24	3	Notre Dame	St. Paul, Minn.	D3- '07	4-4-0-0
23 Hill, Renaldo	S	5-11	205	30	9	Michigan State	Detroit, Mich.	UFA(Mia)- '09	4-4-0-0
22 Hillis, Peyton	RB	6-1	240	23	2	Arkansas	Conway, Ark.	D7b- '08	4-1-0-0
71 Hochstein, Russ	OL	6-4	305	31	9	Nebraska	Hartington, Neb.	T(NE)- '09	4-2-0-0
99 Holliday, Vonnice	DL	6-5	285	33	12	North Carolina	Camden, S.C.	FA- '09	4-0-0-0
32 Jordan, LaMont	RB	5-10	242	30	9	Maryland	Forestville, Md.	UFA(N.E.)- '09	4-0-0-0
1 Kern, Brett	P	6-2	215	23	2	Toledo	Grand Island, N.Y.	CFA- '08	4-0-0-0
73 Kuper, Chris	G	6-4	303	26	4	North Dakota	Anchorage, Alaska	D5- '06	3-3-0-1
46 Larsen, Spencer	ILB/FB	6-2	243	25	2	Arizona	Gilbert, Ariz.	D6- '08	0-0-1-3
84 Lloyd, Brandon	WR	6-0	194	28	7	Illinois	Blue Springs, Mo.	FA- '09	0-0-0-4
15 Marshall, Brandon	WR	6-4	230	25	4	Central Florida	Winter Park, Fla.	D4a- '06	4-2-0-0
31 McBath, Darcel	S	6-1	198	23	R	Texas Tech	Gainesville, Texas	D2b- '09	4-0-0-0
98 McBean, Ryan	DL	6-5	297	25	2	Oklahoma State	Euleuss, Texas	FA- '08	4-4-0-0
11 McKinley, Kenny	WR	6-0	183	22	R	South Carolina	Austell, Ga.	D5- '09	2-0-0-2
27 Moreno, Knowshon	RB	5-11	210	22	R	Georgia	Middletown, N.J.	D1a- '09	4-0-0-0
94 Moss, Jarvis	OLB/DE	6-7	257	25	3	Florida	Denton, Texas	D1- '07	1-0-0-3
70 Olsen, Seth	G	6-5	308	23	R	Iowa	Omaha, Neb.	D4b- '09	2-0-0-2
8 Orton, Kyle	QB	6-4	225	26	5	Purdue	Runnels, Iowa	T(Chi)- '09	4-4-0-0
66 Paxton, Lonie	LS	6-2	281	31	10	Sacramento State	Corona, Calif.	UFA(NE)- '09	4-0-0-0
90 Peterson, Kenny	DL	6-3	295	30	7	Ohio State	Canton, Ohio	FA- '06	4-4-0-0
76 Polumbus, Tyler	T	6-8	300	24	2	Colorado	Greenwood Village, Colo.	CFA- '08	3-0-1-0
5 Prater, Matt	K	5-10	187	25	3	Central Florida	Esterio, Fla.	PS(Mia)- '07	4-0-0-0
81 Quinn, Richard	TE	6-4	255	23	R	North Carolina	Maple Heights, Ohio	D2c- '09	4-0-0-0
95 Reid, Darrell	OLB/DE	6-2	270	27	5	Minnesota	Freehold, N.J.	UFA(Ind)- '09	4-0-0-0
19 Royal, Eddie	WR	5-10	180	23	2	Virginia Tech	Chantilly, Va.	D2- '08	4-4-0-0
88 Scheffler, Tony	TE	6-5	255	26	4	Western Michigan	Chelsea, Mich.	D2- '06	4-2-0-0
2 Simms, Chris	QB	6-4	230	29	7	Texas	Franklin Lakes, N.J.	UFA(Ten)- '09	0-0-4-0
33 Smith, Alphonso	CB	5-9	190	23	R	Wake Forest	Pahokee, Fla.	D2a- '09	3-0-0-1
97 Smith, Le Kevin	DL	6-3	308	27	4	Nebraska	Macon, Ga.	T(NE)- '09	2-0-0-2
14 Stokley, Brandon	WR	6-0	192	33	11	Southwestern Louisiana	Lafayette, La.	FA- '07	4-0-0-0
79 Thomas, Marcus	DL	6-3	316	24	3	Florida	Jacksonville, Fla.	D4- '07	4-0-0-0
62 Wiegmann, Casey	C	6-2	285	36	14	Iowa	Parkersburg, Iowa	UFA(KC)- '08	4-4-0-0
55 Williams, D.J.	ILB	6-1	242	27	6	Miami	Concord, Calif.	D1- '04	4-4-0-0
26 Williams, Jack	CB	5-9	183	24	2	Kent State	Norfolk, Va.	D4b- '08	4-0-0-0
59 Woodyard, Wesley	ILB	6-0	222	23	2	Kentucky	LaGrange, Ga.	CFA- '08	4-0-0-0

PRACTICE SQUAD

85 Branson, Marquez	TE	6-2	241	22	R	Central Arkansas	Starkville, Miss.	CFA- '09	0-0-0-0
25 Carter, Tony	CB	5-9	175	23	R	Florida State	Jacksonville, Fla.	CFA- '09	0-0-0-0
61 Erickson, Mitch	G	6-5	286	24	1	South Dakota State	Hutchinson, Minn.	CFA- '08	0-0-0-0
29 Johnson, D.J.	CB	6-1	191	23	R	Jackson State	LaMarque, Texas	CFA- '09	0-0-0-0
52 Kelley, Braxton	ILB	6-0	242	22	R	Kentucky	LaGrange, Ga.	CFA- '09	0-0-0-0
93 Pedescleaux, Everette	DL	6-4	312	24	R	Northern Iowa	Plymouth, Minn.	CFA- '09	0-0-0-0
34 Walker, Darius	RB	5-11	220	23	3	Notre Dame	Buford, Ga.	FA- '09	0-0-0-0
12 Willis, Matthew	WR	6-0	190	25	2	UCLA	Anaheim, Calif.	FA- '08	0-0-0-0

RESERVE/INJURED

58 Greisen, Nick	ILB	6-1	242	30	8	Wisconsin	Sturgeon Bay, Wisc.	FA- '09	0-0-0-0
69 Parker, J'Vonne	DL	6-5	338	27	5	Rutgers	Newark, N.J.	FA- '09	0-0-0-0

KEY: CFA-college free agent; D-drafted; FA-acquired as free agent; RFA-acquired as restricted free agent; UFA-acquired as unrestricted free agent; T-trade; W-waivers; PS-practice squad signer

Head Coach: Josh McDaniels (1st year). Assistant Coaches: Mark Thewes (Assistant to Head Coach), Mike McCoy (Offensive Coordinator/Quarterbacks), Mike Nolan (Defensive Coordinator), Mike Priefer (Special Teams Coordinator), Clancy Barone (Tight Ends), Rick Dennison (Offensive Line), Ed Donatell (Secondary), Adam Gase (Wide Receivers), Don Martindale (Linebackers), Wayne Nunnely (Defensive Line), Greg Saporta (Assistant Strength and Conditioning), Bobby Turner (Running Backs), Rich Tuten (Strength and Conditioning), Roman Phifer (Assistant Linebackers), Keith Burns (Coaching Assistant), Ben McDaniels (Coaching Assistant), Jay Rodgers (Coaching Assistant), Kristi Nichols (Assistant Coaches Secretary).

2009 Denver Broncos Numeric Roster
Updated 10/6/09

No. Name	Pos.	Ht.	Wt.	Age	NFL Exp.	College	High School Hometown	How Acq.	2009 P-S-DNP-INA
1 Brett Kern	P	6-2	215	23	2	Toledo	Grand Island, N.Y.	CFA- '08	4-0-0-0
2 Chris Simms	QB	6-4	230	29	7	Texas	Franklin Lakes, N.J.	UFA(Ten)- '09	0-0-4-0
3 Tom Brandstater	QB	6-5	223	24	R	Fresno State	Turlock, Calif.	D6- '09	0-0-0-4
5 Matt Prater	K	5-10	187	25	3	Central Florida	Estero, Fla.	PS(Mia)- '07	4-0-0-0
8 Kyle Orton	QB	6-4	225	26	5	Purdue	Runnels, Iowa	T(Chi)- '09	4-4-0-0
10 Jabar Gaffney	WR	6-2	200	28	8	Florida	Jacksonville, Fla.	UFA(NE)- '09	4-3-0-0
11 Kenny McKinley	WR	6-0	183	22	R	South Carolina	Austell, Ga.	D5- '09	2-0-0-2
14 Brandon Stokley	WR	6-0	192	33	11	Southwestern Louisiana	Lafayette, La.	FA- '07	4-0-0-0
15 Brandon Marshall	WR	6-4	230	25	4	Central Florida	Winter Park, Fla.	D4a- '06	4-2-0-0
19 Eddie Royal	WR	5-10	180	23	2	Virginia Tech	Chantilly, Va.	D2- '08	4-4-0-0
20 Brian Dawkins	S	6-0	210	35	14	Clemson	Jacksonville, Fla.	UFA(Phi)- '09	4-4-0-0
21 André Goodman	CB	5-10	184	31	8	South Carolina	Greenville, S.C.	UFA(Mia)- '09	4-4-0-0
22 Peyton Hillis	RB	6-1	240	23	2	Arkansas	Conway, Ark.	D7b- '08	4-1-0-0
23 Renaldo Hill	S	5-11	205	30	9	Michigan State	Detroit, Mich.	UFA(Mia)- '09	4-4-0-0
24 Champ Bailey	CB	6-0	192	31	11	Georgia	Folkston, Ga.	T(Was)- '04	4-4-0-0
26 Jack Williams	CB	5-9	183	24	2	Kent State	Norfolk, Va.	D4b- '08	4-0-0-0
27 Knowshon Moreno	RB	5-11	210	22	R	Georgia	Middletown, N.J.	D1a- '09	4-0-0-0
28 Correll Buckhalter	RB	6-0	223	31	9	Nebraska	Collins, Miss.	UFA(Phi)- '09	4-4-0-0
30 David Bruton	S	6-2	211	22	R	Notre Dame	Miamisburg, Ohio	D4a- '09	4-0-0-0
31 Darcel McBath	S	6-1	198	23	R	Texas Tech	Gainesville, Texas	D2b- '09	4-0-0-0
32 LaMont Jordan	RB	5-10	242	30	9	Maryland	Forestville, Md.	UFA(NE)- '09	4-0-0-0
33 Alphonso Smith	CB	5-9	190	23	R	Wake Forest	Pahokee, Fla.	D2a- '09	3-0-0-1
36 Josh Barrett	S	6-2	225	24	2	Arizona State	Reno, Nev.	D7- '08	3-0-0-1
46 Spencer Larsen	ILB/FB	6-2	243	25	2	Arizona	Gilbert, Ariz.	D6- '08	0-0-1-3
50 Ben Hamilton	G/C	6-4	290	32	9	Minnesota	Plymouth, Minn.	D4a- '01	3-3-0-1
54 Andra Davis	ILB	6-1	251	30	8	Florida	Live Oak, Fla.	UFA(Cle)- '09	4-4-0-0
55 D.J. Williams	ILB	6-1	242	27	6	Miami	Concord, Calif.	D1- '04	4-4-0-0
56 Robert Ayers	OLB/DE	6-3	274	24	R	Tennessee	Bennettsville, S.C.	D1b- '09	4-0-0-0
57 Mario Haggan	ILB	6-3	267	29	7	Mississippi State	Clarksdale, Miss.	FA- '08	4-4-0-0
59 Wesley Woodyard	ILB	6-0	222	23	2	Kentucky	LaGrange, Ga.	CFA- '08	4-0-0-0
62 Casey Wiegmann	C	6-2	285	36	14	Iowa	Parkersburg, Iowa	UFA(KC)- '08	4-4-0-0
66 Lonie Paxton	LS	6-2	281	31	10	Sacramento State	Corona, Calif.	UFA(NE)- '09	4-0-0-0
70 Seth Olsen	G	6-5	308	23	R	Iowa	Omaha, Neb.	D4b- '09	2-0-0-2
71 Russ Hochstein	OL	6-4	305	31	9	Nebraska	Hartington, Neb.	T(NE)- '09	4-2-0-0
73 Chris Kuper	G	6-4	303	26	4	North Dakota	Anchorage, Alaska	D5- '06	3-3-0-1
74 Ryan Harris	T	6-5	300	24	3	Notre Dame	St. Paul, Minn.	D3- '07	4-4-0-0
75 Chris Baker	DL	6-2	329	21	R	Hampton	Windsor, Conn.	CFA- '09	0-0-0-4
76 Tyler Polumbus	T	6-8	300	24	2	Colorado	Greenwood Village, Colo.	CFA- '08	3-0-1-0
77 Brandon Gorin	T	6-6	309	31	8	Purdue	Muncie, Ind.	UFA(Stl)- '09	0-0-0-4
78 Ryan Clady	T	6-6	325	23	2	Boise State	Rialto, Calif.	D1- '08	4-4-0-0
79 Marcus Thomas	DL	6-3	316	24	3	Florida	Jacksonville, Fla.	D4- '07	4-0-0-0
81 Richard Quinn	TE	6-4	255	23	R	North Carolina	Maple Heights, Ohio	D2c- '09	4-0-0-0
84 Brandon Lloyd	WR	6-0	194	28	7	Illinois	Blue Springs, Mo.	FA- '09	0-0-0-4
88 Tony Scheffler	TE	6-5	255	26	4	Western Michigan	Chelsea, Mich.	D2- '06	4-2-0-0
89 Daniel Graham	TE	6-3	257	30	8	Colorado	Denver, Colo.	UFA(NE)- '07	4-4-0-0
90 Kenny Peterson	DL	6-3	295	30	7	Ohio State	Canton, Ohio	FA- '06	4-4-0-0
91 Ronald Fields	DL	6-2	314	28	5	Mississippi State	Bogalusa, La.	UFA(SF)- '09	4-4-0-0
92 Elvis Dumervil	OLB/DE	5-11	248	25	4	Louisville	Miami, Fla.	D4b- '06	4-4-0-0
94 Jarvis Moss	OLB/DE	6-7	257	25	3	Florida	Denton, Texas	D1- '07	1-0-0-3
95 Darrell Reid	OLB/DE	6-2	270	27	5	Minnesota	Freehold, N.J.	UFA(Ind)- '09	4-0-0-0
97 Le Kevin Smith	DL	6-3	308	27	4	Nebraska	Macon, Ga.	T(NE)- '09	2-0-0-2
98 Ryan McBean	DL	6-5	297	25	2	Oklahoma State	Euless, Texas	FA- '08	4-4-0-0
99 Vonnie Holliday	DL	6-5	285	33	12	North Carolina	Camden, S.C.	FA- '09	4-0-0-0
PRACTICE SQUAD									
12 Matthew Willis	WR	6-0	190	25	2	UCLA	Anaheim, Calif.	FA- '08	0-0-0-0
25 Tony Carter	CB	5-9	175	23	R	Florida State	Jacksonville, Fla.	CFA- '09	0-0-0-0
29 D.J. Johnson	CB	6-1	191	23	R	Jackson State	LaMarque, Texas	CFA- '09	0-0-0-0
34 Darius Walker	RB	5-11	220	23	3	Notre Dame	Buford, Ga.	FA- '09	0-0-0-0
52 Braxton Kelley	ILB	6-0	242	22	R	Kentucky	LaGrange, Ga.	CFA- '09	0-0-0-0
61 Mitch Erickson	G	6-5	286	24	1	South Dakota State	Hutchinson, Minn.	CFA- '08	0-0-0-0
85 Marquez Branson	TE	6-2	241	22	R	Central Arkansas	Starkville, Miss.	CFA- '09	0-0-0-0
93 Everette Pedescleaux	DL	6-4	312	24	R	Northern Iowa	Plymouth, Minn.	CFA- '09	0-0-0-0
RESERVE/INJURED									
58 Nick Greisen	ILB	6-1	242	30	8	Wisconsin	Sturgeon Bay, Wisc.	FA- '09	0-0-0-0
69 J'Vonne Parker	DL	6-5	338	27	5	Rutgers	Newark, N.J.	FA- '09	0-0-0-0

KEY: CFA-college free agent; D-drafted; FA-acquired as free agent; RFA-acquired as restricted free agent; UFA-acquired as unrestricted free agent; T-trade; W-waivers; PS-practice squad signer

Head Coach: Josh McDaniels (1st year). Assistant Coaches: Mark Thewes (Assistant to Head Coach), Mike McCoy (Offensive Coordinator/Quarterbacks), Mike Nolan (Defensive Coordinator), Mike Priefer (Special Teams Coordinator), Clancy Barone (Tight Ends), Rick Dennison (Offensive Line), Ed Donatell (Secondary), Adam Gase (Wide Receivers), Don Martindale (Linebackers), Wayne Nunnely (Defensive Line), Greg Saporta (Assistant Strength and Conditioning), Bobby Turner (Running Backs), Rich Tuten (Strength and Conditioning), Roman Phifer (Assistant Linebackers), Keith Burns (Coaching Assistant), Ben McDaniels (Coaching Assistant), Jay Rodgers (Coaching Assistant), Kristi Nichols (Assistant Coaches Secretary).

2009 Denver Broncos Position-by-Position Active Roster

Updated: 10/6/09

OFFENSE

Quarterback (3)

Players	Exp.
Brandstater, Tom	R
Orton, Kyle	5
Simms, Chris	7

Running Back (5)

Players	Exp.
Buckhalter, Correll	9
Hillis, Peyton	2
Jordan, LaMont	9
Larsen, Spencer	2
Moreno, Knowshon	R

Wide Receiver (6)

Players	Exp.
Gaffney, Jabar	8
Lloyd, Brandon	7
Marshall, Brandon	4
McKinley, Kenny	R
Royal, Eddie	2
Stokley, Brandon	11

Tight End (3)

Players	Exp.
Graham, Daniel	8
Quinn, Richard	R
Scheffler, Tony	4

Tackle (6)

Players	Exp.
Clady, Ryan	2
Gorin, Brandon	8
Harris, Ryan	3
Hochstein, Russ	9
Kuper, Chris	4
Polumbus, Tyler	2

Guard (5)

Players	Exp.
Hamilton, Ben	9
Hochstein, Russ	9
Kuper, Chris	4
Olsen, Seth	R
Wiegmann, Casey	14

Center (2)

Players	Exp.
Hamilton, Ben	9
Wiegmann, Casey	14

DEFENSE

Defensive Line (8)

Players	Exp.
Baker, Chris	R
Clemons, Nic	3
Fields, Ronald	5
Holliday, Vonnie	12
McBean, Ryan	2
Peterson, Kenny	7
Smith, Le Kevin	4
Thomas, Marcus	3

Outside LB/Def. End (4)

Players	Exp.
Ayers, Robert	R
Dumervil, Elvis	4
Moss, Jarvis	3
Reid, Darrell	5

Inside Linebacker (5)

Players	Exp.
Davis, Andra	8
Haggan, Mario	7
Larsen, Spencer	2
Williams, D.J.	6
Woodyard, Wesley	2

Cornerback (4)

Players	Exp.
Bailey, Champ	11
Goodman, André	8
Smith, Alphonso	R
Williams, Jack	2

Safety (5)

Players	Exp.
Barrett, Josh	2
Bruton, David	R
Dawkins, Brian	14
Hill, Renaldo	9
McBath, Darcel	R

SPECIALISTS

Kicker (1)

Players	Exp.
Prater, Matt	3

Punter (1)

Players	Exp.
Kern, Brett	2

Long Snapper (1)

Players	Exp.
Paxton, Lonie	10

DENVER BRONCOS 2008-09 TRANSACTIONS — by date/by player
(Updated October 6, 2009)

BY DATE

6/11/09 Waived T Marcus Gordon
Waived LB Braxton Kelley
Waived WR Travis Shelton

6/12/09 Signed C Blake Schlueter (draft choice)

6/15/09 Signed WR Brandon Lloyd

6/18/09 Released LB Boss Bailey (failed physical)
Released LB Louis Green
Released S Herana-Daze Jones
Waived RB Kestahn Moore
Waived CB Rashod Moulton

6/24/09 Awarded WR C.J. Jones off waivers (Kansas City)

7/23/09 Waived WR David Grimes
Signed WR Kenny McKinley (draft choice)
Signed G Seth Olsen (draft choice)
Signed TE Richard Quinn (draft choice)

7/26/09 Signed CB Alphonso Smith (draft choice)

7/27/09 Signed QB Tom Brandstater (draft choice)
Signed S David Bruton (draft choice)
Signed S Darcel McBath (draft choice)

7/30/09 Signed CB Rashod Moulton
Signed WR Travis Shelton

8/1/09 Waived WR Lucas Taylor (injury settlement)

8/3/09 Signed OLB/DE Robert Ayers (draft choice)

8/4/09 Placed ILB Nick Greisen on reserve/injured (knee)
Signed ILB Braxton Kelley

8/8/09 Signed RB Knowshon Moreno (draft choice)
Placed DL J'Vonne Parker on reserve/injured (knee)

8/12/09 Signed RB Marcus Thomas
Waived/injured RB Ryan Torain

8/17/09 Waived DL Rulon Davis
Waived G Pat Murray
Traded an undisclosed draft choice to New England in exchange for DL Le Kevin Smith and an undisclosed draft choice
Signed RB Marcus Thigpen

8/24/09 Waived WR Travis Shelton
Claimed DB Antwain Spann off waivers (Buffalo)

8/25/09 Waived T Stanley Bryant
Acquired OL Russ Hochstein from New England in exchange for an undisclosed 2010 NFL Draft pick

8/26/09 Signed QB Ingle Martin
Waived RB Marcus Thigpen

8/28/09 Played WR Brandon Marshall on reserve/suspended (team)

9/1/09 Waived P Britton Colquitt
Waived WR C.J. Jones
Released TE Jeb Putzier
Waived C Blake Schlueter

9/4/09 Waived DL Matthias Askew
Waived C Kory Lichtensteiger
Waived QB Ingle Martin
Placed G Matt McChesney on reserve/injured (ankle)
Waived CB Rashod Moulton
Waived T Clint Oldenburg
Waived DL Carlton Powell
Waived ILB Lee Robinson
Waived WR Nate Swift

9/5/09 Waived RB Marcus Thomas
Placed CB Joshua Bell on reserve/injured (knee)
Waived TE Marquez Branson
Waived CB Tony Carter
Waived DL Nic Clemons
Waived OLB/DE Tim Crowder
Waived G Mitch Erickson
Waived S Vernon Fox
Signed DL Vonnie Holliday
Waived CB D.J. Johnson
Waived ILB Braxton Kelley
Waived DL Everette Pedescleaux
Waived DB Antwain Spann
Waived RB Darius Walker
Waived WR Matt Willis

9/6/09 Signed TE Marquez Branson to practice squad
Signed CB Tony Carter to practice squad
Signed CB D.J. Johnson to practice squad
Signed G Mitch Erickson to practice squad
Signed ILB Braxton Kelley to practice squad
Lifted suspension on WR Brandon Marshall
Signed DL Everette Pedescleaux to practice squad
Signed RB Lucas Walker to practice squad
Signed WR Matthew Willis to practice squad

9/7/09 Released WR Chad Jackson

9/9/09 Waived/injured CB Joshua Bell
Released/injured G Matt McChesney

BY PLAYER

ASKEW, Matthias — DL

9/4/09 Waived

AYERS, Robert — OLB/DE

8/3/09 Signed (draft choice)

BAILEY, Boss — ILB

6/18/09 Released (failed physical)

BELL, Joshua — CB

9/5/09 Placed on reserve/injured (knee)

9/9/09 Waived/injured

BRANDSTATER, Tom — QB

7/27/09 Signed (draft choice)

BRANSON, Marquez — TE

9/5/09 Waived

9/6/09 Signed to practice squad

BRUTON, David — S

7/27/09 Signed (draft choice)

BRYANT, Stanley — T

8/25/09 Waived

CARTER, Tony — CB

9/5/09 Waived

9/6/09 Signed to practice squad

CLEMONS, Nic — DL

9/5/09 Waived

COLQUITT, Britton — P

9/1/09 Waived

CROWDER, Tim — OLB/DE

9/5/09 Waived

DAVIS, Rulon — DL

8/17/09 Waived

ERICKSON, Mitch — G

9/5/09 Waived

9/6/09 Signed to practice squad

FOX, Vernon — S

9/5/09 Released

GORDON, Marcus — T

6/11/09 Waived

GREEN, Louis — ILB

6/18/09 Released

GREISEN, Nick — ILB

8/4/09 Placed on reserve/injured (knee)

GRIMES, David — WR

7/23/09 Waived

HOCHSTEIN, Russ — OL

8/25/09 Acquired from New England in exchange for an undisclosed 2010 NFL Draft pick

HOLLIDAY, Vonnie — DL

9/5/09 Signed

JACKSON, Chad — WR

9/7/09 Released

JOHNSON, D.J. — CB

9/5/09 Waived

9/6/09 Signed to practice squad

JONES, C.J. — WR

6/24/09 Awarded off waivers (Kansas City)

9/1/09 Waived

JONES, Herana-Daze — S

6/18/09 Released

KELLEY, Braxton — ILB

6/11/09 Waived

8/4/09 Signed

9/5/09 Waived

9/6/09 Signed to practice squad

LICHTENSTEIGER, Kory — C

9/4/09 Waived

LLOYD, Brandon — WR

6/15/09 Signed

MARSHALL, Brandon — WR

8/28/09 Placed on reserve/suspended (team)

MARTIN, Ingle — RB

8/26/09 Signed

9/4/09 Waived

MCBATH, Darcel — S

7/27/09 Signed (draft choice)

MCCHESNEY, Matt — G

9/4/09 Placed on reserve/injured (ankle)

9/9/09 Released/injured

McKINLEY, Kenny — WR

7/23/09 Signed (draft choice)

MOORE, Kestahn — RB

6/18/09 Waived

MORENO, Knowshon — RB

8/8/09 Signed (draft choice)

MOULTON, Rashod — CB

6/18/09 Waived

7/30/09 Signed

9/4/09 Waived

MURRAY, Pat — G

8/17/09 Waived

OLDENBURG, Clint — T

9/4/09 Waived

OLSEN, Seth — G

7/23/09 Signed (draft choice)

PARKER, J'Vonne — DL

8/8/09 Placed on reserve/injured (knee)

PEDESCLEAUX, Everette — DL

9/5/09 Waived
9/6/09 Signed to practice squad

POWELL, Calton — DL

9/4/09 Waived

PUTZIER, Jeb — TE

9/1/09 Released

QUINN, Richard — TE

7/23/09 Signed (draft choice)

ROBINSON, LEE — ILB

9/4/09 Waived

SCHLUETER, Blake — C

6/12/09 Signed (draft choice)
9/1/09 Waived

SHELTON, Travis — WR

6/11/09 Waived
7/30/09 Signed
8/24/09 Waived

SMITH, Alphonso — CB

7/26/09 Signed (draft choice)

SMITH, Le Kevin — DL

8/17/09 Acquired from New England with an
undisclosed draft choice in exchange
for an undisclosed draft choice

SPANN, Antwain — DB

8/24/09 Claimed off waivers (Buffalo)
9/5/09 Waived

SWIFT, Nate — WR

9/4/09 Waived

TAYLOR, Lucas — WR

8/1/09 Waived (injury settlement)

THIGPEN, Marcus — RB

8/17/09 Signed
8/26/09 Waived

THOMAS, Marcus — RB

8/12/09 Signed
9/4/09 Waived

TORAIN, Ryan — RB

8/12/09 Waived/injured

WALKER, Darius — RB

9/5/09 Waived
9/6/09 Signed to practice squad

WILLIS, Matt — WR

9/5/09 Waived
9/6/09 Signed to practice squad

HOW THE BRONCOS ARE BUILT

Updated 10/6/09

Year	Draft/College Free Agent	Trades	Free Agents/Waivers
2001 8-8 (3rd AFC West)	C Ben Hamilton (4a)		
2002 9-7 (2nd AFC West)			
2003 10-6 (2nd AFC West)			
2004 10-6 (2nd AFC West)	ILB D.J. Williams (1)	CB Champ Bailey** (Was)	
2005 13-3 (1st AFC West)			
2006 9-7 (3rd AFC West)	TE Tony Scheffler (2) WR Brandon Marshall (4a) OLB/DE Elvis Dumervil (4b) G Chris Kuper (5)		
2007 7-9 (2nd AFC West)	OLB/DE Jarvis Moss (1) T Ryan Harris (3) DL Marcus Thomas (4)		TE Daniel Graham*** (UFA-New England) DL Kenny Peterson** K Matt Prater** WR Brandon Stokley**
2008 8-8 (2nd AFC West)	T Ryan Clady (1) WR Eddie Royal (2) CB Jack Williams (4b) ILB/FB Spencer Larsen (6) S Josh Barrett (7a) RB Peyton Hillis (7b) G Mitch Erickson (CFA) (PS) P Brett Kern (CFA) T Tyler Polunbus (CFA) ILB Wesley Woodyard (CFA)		ILB Mario Haggan** DL Ryan McBean** C Casey Wiegmann*** (UFA-Kansas City) WR Matthew Willis** (PS)
2009 4-0	RB Knowshon Moreno (1a) OLB/DE Robert Ayers (1b) CB Alphonso Smith (2a) S Darcel McBath (2b) TE Richard Quinn (2c) S David Bruton (4a) G Seth Olsen (4b) WR Kenny McKinley (5) QB Tom Brandstater (6) DL Chris Baker (CFA) TE Marquez Branson (CFA) (PS) CB Tony Carter (CFA) (PS) CB D.J. Johnson (CFA) (PS) ILB Braxton Kelley (CFA) (PS) DL Everett Pedescleaux (CFA) (PS)	OL Russ Hochstein** (NE) QB Kyle Orton** (Chi) DL Le Kevin Smith** (NE)	RB Correll Buckhalter*** (UFA-Philadelphia) ILB Andra Davis*** (UFA-Cleveland) S Brian Dawkins*** (UFA-Philadelphia) DL Ronald Fields*** (UFA-San Francisco) WR Jabar Gaffney*** (UFA-New England) CB André Goodman*** (UFA-Miami) T Brandon Gorin*** (UFA-St. Louis) ILB Nick Greisen** (IR) S Renaldo Hill*** (UFA-Miami) DE Vonnie Holliday** RB LaMont Jordan*** (UFA-New England) WR Brandon Lloyd** DL J'Vonne Parker** (IR) LS Lonie Paxton*** (UFA-New England) OLB/DE Darrell Reid*** (UFA-Indianapolis) QB Chris Simms*** (UFA-Tennessee) RB Darius Walker** (PS)

Number in parentheses after draft choice indicates the round in which the player was taken.

CFA – indicates player was a rookie free agent when he joined the Broncos.

** – indicates player was an NFL veteran or had been in other camps before joining the Broncos.

*** – indicates player was an unrestricted free agent who had not been released by previous team.

(year) – indicates a player who had a previous tenure with the club, and the year it began.

PS - indicates player is on Practice Squad for '08 season

IR - indicates player is on Injured Reserve list for '08 season

NFI - indicates player is on Reserve/Non-Football Injury list for '08 season

PUP - indicates player is on Reserve/Physically Unable to Perform list

BRONCOS 2009 REGULAR SEASON GAME-BY-GAME PARTICIPATION

	at Cin. (9/13)	vs. Cle. (9/20)	at Oak. (9/27)	vs. Dal. (10/4)	vs. N.E. (10/11)	at S.D. (10/19)	at Bal. (11/1)	vs. Pit. (11/9)	at Was. (11/15)	vs. S.D. (11/22)	vs. NYG (11/26)	at K.C. (12/6)	at Ind. (12/13)	vs. Oak. (12/20)	at Phi. (12/27)	vs. K.C. (1/3)	P	S	DNP	INA
Ayers, Robert	P	P	P	P													4	0	0	0
Bailey, Champ	LCB	LCB	LCB	LCB													4	4	0	0
Baker, Chris	INA	INA	INA	INA													0	0	0	4
Barrett, Josh	INA	P	P	P													3	0	0	1
Brandstater, Tom	INA	INA	INA	INA													0	0	0	4
Branson, Marquez	PS	PS	PS	PS													0	0	0	0
Bruton, David	P	P	P	P													4	0	0	0
Buckhalter, Correll	RB	RB	RB	RB													4	4	0	0
Carter, Tony	PS	PS	PS	PS													0	0	0	0
Clady, Ryan	LT	LT	LT	LT													4	4	0	0
Davis, Andra	ILB	ILB	ILB	ILB													4	4	0	0
Dawkins, Brian	S	S	S	S													4	4	0	0
Dumervil, Elvis	OLB	OLB	OLB	OLB													4	4	0	0
Erickson, Mitch	PS	PS	PS	PS													0	0	0	0
Fields, Ronald	NT	NT	NT	NT													4	4	0	0
Gaffney, Jabar	WR	WR	WR	P													4	3	0	0
Goodman, André	RCB	RCB	RCB	RCB													4	4	0	0
Gorin, Brandon	INA	INA	INA	INA													0	0	0	4
Graham, Daniel	TE	TE	TE	TE													4	4	0	0
Greisen, Nick	PLACED ON INJURED RESERVE (KNEE) 8/4/09																0	0	0	0
Haggan, Mario	OLB	OLB	OLB	OLB													4	4	0	0
Hamilton, Ben	LG	LG	LG	INA													3	3	0	1
Harris, Ryan	RT	RT	RT	RT													4	4	0	0
Hill, Renaldo	S	S	S	S													4	4	0	0
Hillis, Peyton	FB	P	P	P													4	1	0	0
Hochstein, Russ	RG	P	P	LG													4	2	0	0
Holliday, Vonnice	P	P	P	P													4	0	0	0
Johnson, D.J.	PS	PS	PS	PS													0	0	0	0
Jordan, LaMont	P	P	P	P													4	0	0	0
Kelley, Braxton	PS	PS	PS	PS													0	0	0	0
Kern, Brett	P	P	P	P													4	0	0	0
Kuper, Chris	INA	RG	RG	RG													3	3	0	1
Larsen, Spencer	DNP	INA	INA	INA													0	0	1	3
Lloyd, Brandon	INA	INA	INA	INA													0	0	0	4
Marshall, Brandon	P	WR	P	WR													4	2	0	0
McBath, Darcel	P	P	P	P													4	0	0	0
McBean, Ryan	LE	LE	LE	LE													4	4	0	0
McKinley, Kenny	P	INA	INA	P													2	0	0	2
Moreno, Knowshon	P	P	P	P													4	0	0	0
Moss, Jarvis	INA	P	INA	INA													1	0	0	3
Olsen, Seth	P	INA	INA	P													2	0	0	2
Orton, Kyle	QB	QB	QB	QB													4	4	0	0
Parker, J'Vonne	PLACED ON INJURED RESERVE (KNEE) 8/8/09																0	0	0	0
Paxton, Lonie	P	P	P	P													4	0	0	0
Pedescleaux, Everette	PS	PS	PS	PS													0	0	0	0
Peterson, Kenny	RE	RE	RE	RE													4	4	0	0
Polumbus, Tyler	P	P	P	DNP													3	0	1	0
Prater, Matt	P	P	P	P													4	0	0	0
Quinn, Richard	P	P	P	P													4	0	0	0
Reid, Darrell	P	P	P	P													4	0	0	0
Royal, Eddie	WR	WR	WR	WR													4	4	0	0
Scheffler, Tony	P	P	TE	TE													4	2	0	0
Simms, Chris	DNP	DNP	DNP	DNP													0	0	4	0
Smith, Alphonso	P	P	P	INA													3	0	0	1
Smith, Le Kevin	INA	INA	P	P													2	0	0	2
Stokley, Brandon	P	P	P	P													4	0	0	0
Thomas, Marcus	P	P	P	P													4	0	0	0
Walker, Darius	PS	PS	PS	PS													0	0	0	0
Wiegmann, Casey	C	C	C	C													4	4	0	0
Williams, D.J.	ILB	ILB	ILB	ILB													4	4	0	0
Williams, Jack	P	P	P	P													4	0	0	0
Willis, Matthew	PS	PS	PS	PS													0	0	0	0
Woodyard, Wesley	P	P	P	P													4	0	0	0

KEY: IR-injured reserve; DNP-did not play; RE-roster exemption; INA-inactive; PS-practice squad; NWT-not with team; SUS-suspended; 3QB-inactive-third quarterback; EXP-Exempt;

NFI-Reserve/Non-Football Injury; SUS-Reserve/Suspended; PUP-physically unable to perform.

DENVER BRONCOS 2009 REGULAR SEASON STARTERS AND INACTIVES

OFFENSE

GAME	WR	LT	LG	C	RG	RT	TE	WR	QB	RB	Other
at Cin. (9/13)	Royal	Clady	Hamilton	Wiegmann	Hochstein	Harris	Graham	Gaffney	Orton	Buckhalter	Hillis (FB)
vs. Cle. (9/20)	Royal	Clady	Hamilton	Wiegmann	Kuper	Harris	Graham	Marshall	Orton	Buckhalter	Gaffney (WR)
at Oak. (9/27)	Royal	Clady	Hamilton	Wiegmann	Kuper	Harris	Graham	Gaffney	Orton	Buckhalter	Scheffler (TE)
vs. Dal. (10/4)	Royal	Clady	Hochstein	Wiegmann	Kuper	Harris	Graham	Marshall	Orton	Buckhalter	Scheffler (TE)
vs. N.E. (10/11)											
at S.D. (10/19)											
at Bal. (11/1)											
vs. Pit. (11/9)											
at Was. (11/15)											
vs. S.D. (11/22)											
vs. NYG (11/26)											
at K.C. (12/6)											
at Ind. (12/13)											
vs. Oak. (12/20)											
at Phi. (12/27)											
vs. K.C. (1/3)											

DEFENSE

GAME	LE	NT	RE	OLB	ILB	ILB	OLB	LCB	RCB	S	S
at Cin. (9/13)	McBean	Fields	Peterson	Haggan	Williams, D.	Davis	Dumervil	Bailey	Goodman	Hill	Dawkins
vs. Cle. (9/20)	McBean	Fields	Peterson	Haggan	Williams, D.	Davis	Dumervil	Bailey	Goodman	Hill	Dawkins
at Oak. (9/27)	McBean	Fields	Peterson	Haggan	Williams, D.	Davis	Dumervil	Bailey	Goodman	Hill	Dawkins
vs. Dal. (10/4)	McBean	Fields	Peterson	Haggan	Williams, D.	Davis	Dumervil	Bailey	Goodman	Hill	Dawkins
vs. N.E. (10/11)											
at S.D. (10/19)											
at Bal. (11/1)											
vs. Pit. (11/9)											
at Was. (11/15)											
vs. S.D. (11/22)											
vs. NYG (11/26)											
at K.C. (12/6)											
at Ind. (12/13)											
vs. Oak. (12/20)											
at Phi. (12/27)											
vs. K.C. (1/3)											

INACTIVES

GAME	No. 1	No. 2	No. 3	No. 4	No. 5	No. 6	No. 7	No. 8
at Cin. (9/13)	Brandstater (3QB)	Barrett (S)	Kuper (G)	Baker (DL)	Gorin (T)	Lloyd (WR)	Moss (OLB/DE)	Smith, L. (DL)
vs. Cle. (9/20)	Brandstater (3QB)	McKinley (WR)	Larsen (ILB/FB)	Olsen (G)	Baker (DL)	Gorin (T)	Lloyd (WR)	Smith, L. (DL)
at Oak. (9/27)	Brandstater (3QB)	McKinley (WR)	Larsen (ILB/FB)	Olsen (G)	Baker (DL)	Gorin (T)	Lloyd (WR)	Moss (OLB/DE)
vs. Dal. (10/4)	Brandstater (3QB)	Smith, A. (CB)	Larsen (ILB/FB)	Hamilton (G)	Baker (DL)	Gorin (T)	Lloyd (WR)	Moss (OLB/DE)
vs. N.E. (10/11)								
at S.D. (10/19)								
at Bal. (11/1)								
vs. Pit. (11/9)								
at Was. (11/15)								
vs. S.D. (11/22)								
vs. NYG (11/26)								
at K.C. (12/6)								
at Ind. (12/13)								
vs. Oak. (12/20)								
at Phi. (12/27)								
vs. K.C. (1/3)								

DENVER BRONCOS 2009 REGULAR SEASON GAME-BY-GAME STATISTICS

	at Cin. (9/13)	vs. Cle. (9/20)	at Oak. (9/27)	vs. Dal. (10/4)	vs. M.E. (10/11)	at S.D. (10/19)	at Bal. (11/1)	vs. Pit. (11/9)	at Was. (11/15)	vs. S.D. (11/22)	vs. NYG (11/26)	at K.C. (12/6)	at Ind. (12/13)	vs. Oak. (12/20)	at Phi. (12/27)	vs. K.C. (1/3)	TOTAL
First Downs																	
Total	10	25	21	18													74
Rushing	3	9	9	7													28
Passing	7	13	10	8													38
Penalty	0	3	2	3													8
Third-Down Efficiency																	
Converted	3	8	5	2													18
Attempts	12	15	12	10													49
Efficiency	25%	53%	42%	20%													37%
Fourth-Down Efficiency																	
Converted	0	0	1	0													1
Attempts	0	1	2	1													4
Efficiency	0%	0%	50%	0%													0%
Total Offense																	
Net Yards	302	449	372	337													1460
Plays	51	74	68	57													250
Avg./play	5.9	6.1	5.5	5.9													5.8
Rushing																	
Net Yards	75	186	215	116													592
Attempts	20	37	45	25													127
Avg./rush	3.8	5.0	4.8	4.6													4.7
TFL - yds.	2-5	1-2	2-3	0-0													5-10
Passing																	
Net Yards	227	263	157	221													868
Sacks	3	0	0	3													6
Yds. Lost	16	0	0	22													38
Gross Yds.	243	263	157	243													906
Attempts	28	37	23	29													117
Compl.	17	19	13	20													69
Pct.	61%	51%	57%	69%													59%
Int.	0	0	0	0													0
Avg./play	7.3	7.1	6.8	6.9													7.1
Kickoffs																	
No.	3	6	6	4													19
In End Zone-TB	2-1	5-3	6-3	3-2													16-9
Punts																	
No.	8	2	2	6													18
Yards	340	109	81	305													835
Avg.	42.5	54.5	40.5	50.8													46.4
Net Avg.	36.4	42.5	27.0	41.7													37.8
Had Blocked	0	0	0	0													0
Kicks, Had Blocked																	
Field Goals-PATs	0-0	0-0	0-0	0-0													0-0
Punt Returns																	
No.	3	3	2	4													12
Yards	17	10	21	46													94
Avg.	5.7	3.3	10.5	11.5													7.8
Kickoff Returns																	
No.	2	2	1	2													7
Yards	17	46	25	49													137
Avg.	8.5	23.0	25.0	24.5													19.6
Interception Returns																	
No.	2	1	2	1													6
Yards	5	3	48	3													59
Avg.	2.5	3.0	24.0	3.0													9.8
Penalties																	
Number	6	5	5	10													26
Yds. Lost	39	50	30	81													200
Fumbles																	
No.	1	1	1	2													5
Lost	0	1	1	1													3
Touchdowns																	
Total TDs	1	3	2	2													8
Rush	0	2	1	0													3
Pass	1	1	1	2													5
Returns	0	0	0	0													0
Extra Points																	
Made-Attempts	0-1	3-3	2-2	2-2													7-8
Kicking Md.-Att.	0-0	3-3	2-2	2-2													7-7
Rushing Md.-Att.	0-0	0-0	0-0	0-0													0-0
Passing Md.-Att.	0-1	0-0	0-0	0-0													0-1
Field Goals																	
Made-Attempts	2-2	2-4	3-3	1-1													8-10
Red Zone Efficiency																	
Scored-Attempts	0-0	2-4	2-6	1-2													5-12
Efficiency	0%	50%	33%	50%													42%
Goal-to-Go Efficiency																	
Scored-Attempts	0-0	2-3	1-3	1-1													4-7
Efficiency	0%	67%	33%	100%													57%
Safeties	0	0	0	0													0
Total Points	12	27	23	17													79
Time of Poss. Avg.	26:33	32:44	36:15	26:53													30:36

OPPONENTS 2009 REGULAR SEASON GAME-BY-GAME STATISTICS

	at Cin. (9/13)	vs. Cle. (9/20)	at Oak. (9/27)	vs. Dal. (10/4)	vs. N.E. (10/11)	at S.D. (10/19)	at Bal. (11/1)	vs. Phil. (11/9)	at Was. (11/15)	vs. S.D. (11/22)	vs. NYG (11/26)	at K.C. (12/6)	at Ind. (12/13)	vs. Oak. (12/20)	at Phil. (12/27)	vs. K.C. (1/3)	TOTAL
First Downs																	
Total	16	11	9	20													56
Rushing	4	1	4	7													16
Passing	12	9	4	11													36
Penalty	0	1	1	2													4
Third-Down Efficiency																	
Converted	5	3	3	3													14
Attempts	15	14	10	14													53
Efficiency	33%	21%	30%	21%													26%
Fourth-Down Efficiency																	
Converted	1	0	1	1													3
Attempts	2	0	2	2													6
Efficiency	50%	0%	50%	50%													50%
Total Offense																	
Net Yards	307	200	137	315													959
Plays	63	56	47	72													238
Avg./play	4.9	3.6	2.9	4.4													4.0
Rushing																	
Net Yards	86	54	95	74													309
Attempts	27	21	23	25													96
Avg./rush	3.2	2.6	4.1	3.0													3.2
TFL - yds.	3-14	1-1	2-8	4-10													10-33
Passing																	
Net Yards	221	146	42	241													650
Sacks	3	4	3	5													15
Yds. Lost	26	15	19	14													74
Gross Yds.	247	161	61	255													724
Attempts	33	31	21	42													127
Compl.	21	18	12	25													76
Pct.	64%	58%	57%	60%													60%
Int.	2	1	2	1													6
Avg./play	6.1	4.2	1.8	5.1													4.6
Kickoffs																	
No.	2	3	2	3													10
In End Zone-TB	1-0	3-1	2-1	2-1													8-3
Punts																	
No.	7	6	4	6													23
Yards	278	272	190	296													1036
Avg.	39.7	45.3	47.5	49.3													45.0
Net Avg.	37.3	40.3	42.3	41.7													40.1
Had Blocked	0	0	0	0													0
Kicks, Had Blocked																	
Field Goals-PATs	0-0	0-0	0-0	0-0													0-0
Punt Returns																	
No.	5	2	1	2													10
Yards	49	24	7	15													95
Avg.	9.8	12.0	7.0	7.5													9.5
Kickoff Returns																	
No.	2	3	3	2													10
Yards	48	60	66	52													226
Avg.	24.0	20.0	22.0	26.0													22.6
Interception Returns																	
No.	0	0	0	0													0
Yards	0	0	0	0													0
Avg.	0.0	0.0	0.0	0.0													0.0
Penalties																	
Number	4	4	6	7													21
Yds. Lost	27	43	53	70													193
Fumbles																	
No.	1	2	3	2													8
Lost	0	2	1	1													4
Touchdowns																	
Total TDs	1	0	0	1													2
Rush	1	0	0	1													2
Pass	0	0	0	0													0
Returns	0	0	0	0													0
Extra Points																	
Made-Attempts	1-1	0-0	0-0	1-1													2-2
Kicking Md.-Att.	1-1	0-0	0-0	1-1													2-2
Rushing Md.-Att.	0-0	0-0	0-0	0-0													0-0
Passing Md.-Att.	0-0	0-0	0-0	0-0													0-0
Field Goals																	
Made-Attempts	0-0	2-2	1-1	1-1													4-4
Red Zone Efficiency																	
Scored-Attempts	1-2	0-1	0-1	1-3													2-7
Efficiency	50%	0%	0%	33%													29%
Goal-to-Go Efficiency																	
Scored-Attempts	1-1	0-1	0-0	1-2													2-4
Efficiency	100%	0%	0%	50%													50%
Safeties	0	0	0	0													0
Total Points	7	6	3	10													26
Time of Poss. Avg.	33:27	27:16	23:45	33:07													29:24

DENVER BRONCOS 2009 QUARTER-BY-QUARTER STATISTICS

FIRST QUARTER

	Pts.	Yds.	Rush	Pass	1st Dwn.	3rd Dwn.			4th Dwn.			TOP	Penalties	
						Md.	Att.	Pct.	Md.	Att.	Pct.		No.	Yds.
Denver	0	27	28	-1	1	0	3	0.0%	0	0	0.0%	5:24	0	0
at Cin. (9/13)	0	130	32	98	5	1	4	25.0%	1	2	50.0%	9:36	2	15
Denver	7	48	22	26	4	1	2	50.0%	0	0	0.0%	5:20	1	5
vs. Cle. (9/20)	6	70	31	39	4	2	5	40.0%	0	0	0.0%	9:40	1	5
Denver	10	98	53	45	7	2	4	50.0%	0	1	0.0%	11:17	1	5
at Oak. (9/27)	0	22	18	4	1	0	1	0.0%	0	0	0.0%	3:43	1	2
Denver	0	23	10	13	1	0	2	0.0%	0	0	0.0%	3:32	2	15
vs. Dal. (10/4)	10	124	36	88	9	1	3	33.3%	0	0	0.0%	11:28	5	32
Denver														
vs. N.E. (10/11)														
Denver														
at S.D. (10/19)														
Denver														
at Bal. (11/1)														
Denver														
vs. Pit. (11/9)														
Denver														
at Was. (11/15)														
Denver														
vs. S.D. (11/22)														
Denver														
vs. NYG (11/26)														
Denver														
at K.C. (12/6)														
Denver														
at Ind. (12/13)														
Denver														
vs. Oak. (12/20)														
Denver														
at Phi. (12/27)														
Denver														
vs. K.C. (1/3)														
DENVER TOT.	17	196	113	83	13	3	11	27.3%	0	1	0.0%	25:33:00	4	25
OPP. TOT.	16	346	117	229	19	4	13	30.8%	1	2	50.0%	34:27:00	9	54

THIRD QUARTER

	Pts.	Yds.	Rush	Pass	1st Dwn.	3rd Dwn.			4th Dwn.			TOP	Penalties	
						Md.	Att.	Pct.	Md.	Att.	Pct.		No.	Yds.
Denver	3	76	27	49	3	0	3	0.0%	0	0	0.0%	8:51	3	14
at Cin. (9/13)	0	16	1	15	1	1	4	25.0%	0	0	0.0%	6:09	2	12
Denver	3	88	24	64	5	1	3	33.3%	0	0	0.0%	9:25	1	5
vs. Cle. (9/20)	0	67	9	58	3	0	3	0.0%	0	0	0.0%	5:35	1	15
Denver	7	130	96	34	8	2	2	100.0%	0	0	0.0%	9:52	1	5
at Oak. (9/27)	0	25	25	0	2	0	2	0.0%	1	1	100.0%	5:08	2	26
Denver	0	91	49	42	6	1	3	33.3%	0	1	0.0%	9:57	1	7
vs. Dal. (10/4)	0	24	7	17	2	0	2	0.0%	0	0	0.0%	5:03	1	15
Denver														
vs. N.E. (10/11)														
Denver														
at S.D. (10/19)														
Denver														
at Bal. (11/1)														
Denver														
vs. Pit. (11/9)														
Denver														
at Was. (11/15)														
Denver														
vs. S.D. (11/22)														
Denver														
vs. NYG (11/26)														
Denver														
at K.C. (12/6)														
Denver														
at Ind. (12/13)														
Denver														
vs. Oak. (12/20)														
Denver														
at Phi. (12/27)														
Denver														
vs. K.C. (1/3)														
DENVER TOT.	13	385	196	189	22	4	11	36.4%	0	1	0.0%	38:05:00	6	31
OPP. TOT.	0	132	42	90	8	1	11	9.1%	1	1	100.0%	21:55:00	6	68

SECOND QUARTER

	Pts.	Yds.	Rush	Pass	1st Dwn.	3rd Dwn.			4th Dwn.				Penalties	
						Md.	Att.	Pct.	Md.	Att.	Pct.		No.	Yds.
Denver	3	64	14	50	3	1	3	33.3%	0	0	0.0%	4:49	0	0
at Cin. (9/13)	0	55	31	24	3	3	6	50.0%	0	0	0.0%	10:11	0	0
Denver	3	125	31	94	9	5	8	62.5%	0	0	0.0%	8:33	1	15
vs. Cle. (9/20)	0	32	14	18	2	0	2	0.0%	0	0	0.0%	6:27	1	18
Denver	3	81	44	37	4	1	2	50.0%	0	0	0.0%	5:28	1	5
at Oak. (9/27)	3	76	20	56	4	3	4	75.0%	0	0	0.0%	9:32	1	10
Denver	7	81	14	67	4	1	3	33.3%	0	0	0.0%	6:31	2	15
vs. Dal. (10/4)	0	59	19	40	4	2	4	50.0%	0	0	0.0%	8:29	3	30
Denver														
vs. N.E. (10/11)														
Denver														
at S.D. (10/19)														
Denver														
at Bal. (11/1)														
Denver														
vs. Pit. (11/9)														
Denver														
at Was. (11/15)														
Denver														
vs. S.D. (11/22)														
Denver														
vs. NYG (11/26)														
Denver														
at K.C. (12/6)														
Denver														
at Ind. (12/13)														
Denver														
vs. Oak. (12/20)														
Denver														
at Phi. (12/27)														
Denver														
vs. K.C. (1/3)														
DENVER TOT.	16	351	103	248	20	8	16	50.0%	0	0	0.0%	25:21:00	4	35
OPP. TOT.	3	222	84	138	13	8	16	50.0%	0	0	0.0%	34:39:00	5	58

FOURTH QUARTER

	Pts.	Yds.	Rush	Pass	1st Dwn.	3rd Dwn.			4th Dwn.			TOP	Penalties	
						Md.	Att.	Pct.	Md.	Att.	Pct.		No.	Yds.
Denver	6	135	6	129	3	2	3	66.7%	0	0	0.0%	7:29	3	25
at Cin. (9/13)	7	106	22	84	7	0	1	0.0%	0	0	0.0%	7:31	0	0
Denver	14	188	109	79	7	1	2	50.0%	0	1	0.0%	9:26	2	25
vs. Cle. (9/20)	0	31	0	31	2	1	4	25.0%	0	0	0.0%	5:34	1	5
Denver	3	63	22	41	2	0	4	0.0%	1	1	100.0%	9:38	2	15
at Oak. (9/27)	0	14	32	-18	2	0	3	0.0%	0	1	0.0%	5:22	2	15
Denver	10	142	43	99	7	0	2	0.0%	0	0	0.0%	6:53	1	12
vs. Dal. (10/4)	0	108	12	96	5	0	5	0.0%	1	2	50.0%	8:07	2	25
Denver														
vs. N.E. (10/11)														
Denver														
at S.D. (10/19)														
Denver														
at Bal. (11/1)														
Denver														
vs. Pit. (11/9)														
Denver														
at Was. (11/15)														
Denver														
vs. S.D. (11/22)														
Denver														
vs. NYG (11/26)														
Denver														
at K.C. (12/6)														
Denver														
at Ind. (12/13)														
Denver														
vs. Oak. (12/20)														
Denver														
at Phi. (12/27)														
Denver														
vs. K.C. (1/3)														
DENVER TOT.	33	528	180	348	19	3	11	27.3%	1	2	50.0%	33:26:00	8	77
OPP. TOT.	7	259	66	193	16	1	13	7.7%	1	3	0.0%	26:34:00	5	45

DENVER BRONCOS 2009 HALF-BY-HALF STATISTICS

FIRST HALF														
	Pts.	Yds.	Rush.	Pass	1st Dwn.	3rd Dwn.			4th Dwn.			TOP	Penalties	
						Md.	Att.	Pct.	Md.	Att.	Pct.		No.	Yds.
Denver	3	91	42	49	4	1	6	16.7%	0	0	0.0%	10:13	0	0
at Cin. (9/13)	0	185	63	122	8	4	10	40.0%	1	2	50.0%	19:47	2	15
Denver	10	173	53	120	13	6	10	60.0%	0	0	0.0%	13:53	2	20
vs. Cle. (9/20)	6	102	45	57	6	2	7	28.6%	0	0	0.0%	16:07	2	23
Denver	13	179	97	82	11	3	6	50.0%	0	1	0.0%	16:45	2	10
at Oak. (9/27)	3	98	38	60	5	3	5	60.0%	0	0	0.0%	13:15	2	12
Denver	7	104	24	80	5	1	5	20.0%	0	0	0.0%	10:03	4	30
vs. Dal. (10/4)	10	183	55	128	13	3	7	42.9%	0	0	0.0%	19:57	8	62
Denver														
vs. N.E. (10/11)														
Denver														
at S.D. (10/19)														
Denver														
at Bal. (11/1)														
Denver														
vs. Pit. (11/9)														
Denver														
at Was. (11/15)														
Denver														
vs. S.D. (11/22)														
Denver														
vs. NYG (11/26)														
Denver														
at K.C. (12/6)														
Denver														
at Ind. (12/13)														
Denver														
vs. Oak. (12/20)														
Denver														
at Phi. (12/27)														
Denver														
vs. K.C. (1/3)														
DENVER TOT.	33	547	216	331	33	11	27	40.7%	0	1	0.0%	50:54:00	8	60
OPP. TOT.	19	568	201	367	32	12	29	41.4%	1	2	50.0%	69:06:00	14	112

SECOND HALF

	Pts.	Yds.	Rush.	Pass	1st Dwn.	3rd Dwn.			4th Dwn.			TOP	Penalties	
						Md.	Att.	Pct.	Md.	Att.	Pct.		No.	Yds.
Denver	9	211	33	178	6	2	6	33.3%	0	0	0.0%	16:20	6	39
at Cin. (9/13)	7	122	23	99	8	1	5	20.0%	0	0	0.0%	13:40	2	12
Denver	17	276	133	143	12	2	5	40.0%	0	1	0.0%	18:51	3	30
vs. Cle. (9/20)	0	98	9	89	5	1	7	14.3%	0	0	0.0%	11:09	2	20
Denver	10	193	118	75	10	2	6	33.3%	1	1	100.0%	19:30	3	20
at Oak. (9/27)	0	39	57	-18	4	0	5	0.0%	1	2	50.0%	10:30	4	41
Denver	10	233	92	141	13	1	5	20.0%	0	1	0.0%	16:50	2	19
vs. Dal. (10/4)	0	132	19	113	7	0	7	0.0%	1	2	50.0%	13:10	3	40
Denver														
vs. N.E. (10/11)														
Denver														
at S.D. (10/19)														
Denver														
at Bal. (11/1)														
Denver														
vs. Pit. (11/9)														
Denver														
at Was. (11/15)														
Denver														
vs. S.D. (11/22)														
Denver														
vs. NYG (11/26)														
Denver														
at K.C. (12/6)														
Denver														
at Ind. (12/13)														
Denver														
vs. Oak. (12/20)														
Denver														
at Phi. (12/27)														
Denver														
vs. K.C. (1/3)														
DENVER TOT.	46	913	376	537	41	7	22	31.8%	1	3	50.0%	71:31:00	14	108
OPP. TOT.	7	391	108	283	24	2	24	8.3%	2	4	50.0%	48:29:00	11	113

2009 REGULAR SEASON BRONCOS INDIVIDUAL SINGLE-GAME HIGHS

BRONCOS

YARDS RUSHING	108, Correll Buckhalter, at Oak. (9/27/09)
RUSHING ATTEMPTS	21, Knowshon Moreno, at Oak. (9/27/09)
RUSHING TOUCHDOWNS	1, three times, last: Knowshon Moreno, at Oak. (9/27/09)
YARDS PASSING	263, Kyle Orton, at Cin. (9/20/09)
PASS ATTEMPTS	31, Kyle Orton, vs. Cle. (9/20/09)
PASS COMPLETIONS	20, Kyle Orton, vs. Dal. (10/4/09)
TOUCHDOWN PASSES	2, Kyle Orton, vs. Dal. (10/4/09)
PASSES HAD INTERCEPTED	None
RECEPTIONS	5, three times, last: Correll Buckhalter, vs. Dal. (10/4/09)
RECEIVING YARDS	91, Brandon Marshall, vs. Dal. (10/4/09)
RECEIVING TOUCHDOWNS	1, four times, last: Brandon Marshall/Knowshon Moreno, vs. Dal. (10/4/09)
TOTAL YARDS FROM SCRIMMAGE	108, Correll Buckhalter, at Oak. (9/27/09)
ALL-PURPOSE YARDS	108, Correll Buckhalter, at Oak. (9/27/09)
FIELD GOALS	3, Matt Prater, at Oak. (9/27/09)
TACKLES	11, Brian Dawkins, at Cin. (9/13/09)
INTERCEPTIONS	1, five times, last: Champ Bailey, vs. Dal. (10/4/09)
SACKS	4, Elvis Dumervil, vs. Cle. (9/20/09)
LONGEST RUN FROM SCRIMMAGE	45, Correll Buckhalter, vs. Cle. (9/20/09)
LONGEST PASS COMPLETION	87, Kyle Orton, at Cin. (9/13/09)
LONGEST PASS RECEPTION	87, Brandon Stokley, at Cin. (9/13/09)
LONGEST INTERCEPTION RETURN	30, André Goodman, at Oak. (9/27/09)
LONGEST PUNT RETURN	17, Eddie Royal, at Oak. (9/27/09)
LONGEST KICKOFF RETURN	30, Kenny McKinley, vs. Dal. (10/4/09)
LONGEST PUNT	62, Brett Kern, vs. Dal. (10/4/09)
LONGEST FIELD GOAL	50, Matt Prater, at Cin. (9/13/09)

OPPONENTS

YARDS RUSHING	76, Cedric Benson, at Cin. (9/13/09)
RUSHING ATTEMPTS	21, Cedric Benson, at Cin. (9/13/09)
RUSHING TOUCHDOWNS	1, two times, last: Marion Barber vs. Dal. (10/4/09)
YARDS PASSING	255, Tony Romo, vs. Dal. (10/4/09)
PASS ATTEMPTS	42, Tony Romo, vs. Dal. (10/4/09)
PASS COMPLETIONS	25, Tony Romo, vs. Dal. (10/4/09)
TOUCHDOWN PASSES	None
PASSES HAD INTERCEPTED	2, two times, last: JaMarcus Russell, at Oak. (9/27/09)
RECEPTIONS	6, two times, last: Braylon Edwards, vs. Cle. (9/20/09)
RECEIVING YARDS	92, Braylon Edwards, vs. Cle. (9/20/09)
RECEIVING TOUCHDOWNS	None
TOTAL YARDS FROM SCRIMMAGE	108, Cedric Benson, at Cin. (9/13/09)
ALL-PURPOSE YARDS	110, Joshua Cribbs, vs. Cle. (9/20/09)
FIELD GOALS	2, Phil Dawson, vs. Cle. (9/20/09)
TACKLES	9, two times, last: Keith Brooking, vs. Dal. (10/4/09)
INTERCEPTIONS	None
SACKS	2.0, Antwan Odom, at Cin. (9/13/09)
LONGEST RUN FROM SCRIMMAGE	20, Cedric Benson, at Cin. (9/13/09)
LONGEST PASS COMPLETION	53, Tony Romo, vs. Dal. (10/4/09)
LONGEST PASS RECEPTION	53, Sam Hurd, vs. Dal. (10/4/09)
LONGEST INTERCEPTION RETURN	None
LONGEST PUNT RETURN	17, Joshua Cribbs, vs. Cle. (9/20/09)
LONGEST KICKOFF RETURN	31, Jonathan Holland, at Oak. (9/27/09)
LONGEST PUNT	60, Mat McBriar, vs. Dal. (10/4/09)
LONGEST FIELD GOAL	49, Nick Folk, vs. Dal. (10/4/09)

2009 REGULAR SEASON BRONCOS TEAM SINGLE-GAME HIGHS AND LOWS

BRONCOS	HIGHS	LOWS
TOTAL FIRST DOWNS	25, vs. Cle. (9/20/09)	10, at Cin. (9/13/09)
TOTAL NET YARDS	449, vs. Cle. (9/20/09)	302, at Cin. (9/13/09)
TOTAL OFFENSIVE PLAYS	74, vs. Cle. (9/20/09)	51, at Cin. (9/13/09)
NET YARDS RUSHING	215, at Oak. (9/27/09)	75, at Cin. (9/13/09)
RUSHING ATTEMPTS	45, at Oak. (9/27/09)	20, at Cin. (9/13/09)
NET YARDS PASSING	263, vs. Cle. (9/20/09)	157, at Oak. (9/27/09)
PASS ATTEMPTS	37, vs. Cle. (9/20/09)	28, at Cin. (9/13/09)
PASS COMPLETIONS	20, vs. Dal. (10/4/09)	13, at Oak. (9/27/09)
PASSES HAD INTERCEPTED	0, four times, last: vs. Dal. (10/4/09)	0, four times, last: vs. Dal. (10/4/09)
TIMES SACKED	3.0, two times, last: vs. Dal. (10/4/09)	0, two times, last: at Oak. (9/27/09)
PUNTS	8, at Cin. (9/13/09)	2, two times, last: at Oak. (9/27/09)
GROSS PUNTING AVERAGE	54.5, vs. Cle. (9/20/09)	40.5, at Oak. (9/27/09)
NET PUNTING AVERAGE	42.5, vs. Cle. (9/20/09)	27.0, at Oak. (9/27/09)
PUNT RETURNS	4, vs. Dal. (10/4/09)	2, at Oak. (9/27/09)
PUNT RETURN YARDS	46, vs. Dal. (10/4/09)	10, vs. Cle. (9/20/09)
KICKOFF RETURNS	2, three times, last: vs. Dal. (10/4/09)	1, at Oak. (9/27/09)
KICKOFF RETURN YARDS	49, vs. Dal. (10/4/09)	17, at Cin. (9/13/09)
INTERCEPTION RETURNS	2, two times, last: at Oak. (9/27/09)	1, vs. Cle. (9/20/09)
INTERCEPTION RETURN YARDS	48, at Oak. (9/27/09)	3, vs. Cle. (9/20/09)
PENALTIES	10, vs. Dal. (10/4/09)	5, two times, last: at Oak. (9/27/09)
YARDS PENALIZED	81, vs. Dal. (10/4/09)	30, at Oak. (9/27/09)
FUMBLES	2, vs. Dal. (10/4/09)	1, three times, last: at Oak. (9/27/09)
FUMBLES LOST	1, three times, last: vs. Dal. (10/4/09)	0, at Cin. (9/13/09)
SACKS MADE	5.0, vs. Dal. (10/4/09)	3.0, two times, last: at Oak. (9/27/09)
FUMBLES FORCED	3, at Oak. (9/27/09)	1, at Cin. (9/13/09)
FUMBLES RECOVERED	2, vs. Cle. (9/20/09)	0, at Cin. (9/13/09)
TIME OF POSSESSION	36:15, at Oak. (9/27/09)	26:33, at Cin. (9/13/09)

2009 REGULAR SEASON OPPONENTS SINGLE-GAME HIGHS AND LOWS

OPPONENTS	HIGHS	LOWS
TOTAL FIRST DOWNS	20, vs. Dal. (10/4/09)	9, at Oak. (9/27/09)
TOTAL NET YARDS	315, vs. Dal. (10/4/09)	137, at Oak. (9/27/09)
TOTAL OFFENSIVE PLAYS	72, vs. Dal. (10/4/09)	47, at Oak. (9/27/09)
NET YARDS RUSHING	95, vs. Dal. (10/4/09)	54, vs. Cle. (9/20/09)
RUSHING ATTEMPTS	27, at Cin. (9/13/09)	21, vs. Cle. (9/20/09)
NET YARDS PASSING	241, vs. Dal. (10/4/09)	42, at Oak. (9/27/09)
PASS ATTEMPTS	42, vs. Dal. (10/4/09)	21, at Oak. (9/27/09)
PASS COMPLETIONS	25, vs. Dal. (10/4/09)	12, at Oak. (9/27/09)
PASSES HAD INTERCEPTED	2, two times, last: at Oak. (9/27/09)	1, vs. Cle. (9/20/09)
TIMES SACKED	5.0, vs. Dal. (10/4/09)	3.0, two times, last: at Oak. (9/27/09)
PUNTS	7, at Cin. (9/13/09)	6, vs. Cle. (9/20/09)
GROSS PUNTING AVERAGE	49.3, vs. Dal. (10/4/09)	39.7, at Cin. (9/13/09)
NET PUNTING AVERAGE	42.3, at Oak. (9/27/09)	37.3, at Cin. (9/13/09)
PUNT RETURNS	5, at Cin. (9/13/09)	1, at Oak. (9/27/09)
PUNT RETURN YARDS	49, at Cin. (9/13/09)	7, at Oak. (9/27/09)
KICKOFF RETURNS	3, two times, last: at Oak. (9/27/09)	2, two times, last: vs. Dal. (10/4/09)
KICKOFF RETURN YARDS	66, at Oak. (9/27/09)	48, at Cin. (9/13/09)
INTERCEPTION RETURNS	0, four times, last: vs. Dal. (10/4/09)	0, four times, last: vs. Dal. (10/4/09)
INTERCEPTION RETURN YARDS	0, four times, last: vs. Dal. (10/4/09)	0, four times, last: vs. Dal. (10/4/09)
PENALTIES	7, vs. Dal. (10/4/09)	4, two times, last: vs. Cle. (9/20/09)
YARDS PENALIZED	70, vs. Dal. (10/4/09)	27, at Cin. (9/13/09)
FUMBLES	3, at Oak. (9/27/09)	1, at Cin. (9/13/09)
FUMBLES LOST	2, vs. Cle. (9/20/09)	0, at Cin. (9/13/09)
SACKS MADE	3.0, two times, last: vs. Dal. (10/4/09)	0, two times, last: at Oak. (9/27/09)
FUMBLES FORCED	2, vs. Dal. (10/4/09)	1, three times, last: at Oak. (9/27/09)
FUMBLES RECOVERED	1, three times, last: vs. Dal. (10/4/09)	0, at Cin. (9/13/09)
TIME OF POSSESSION	33:27, at Cin. (9/13/09)	23:45, at Oak. (9/27/09)

DENVER BRONCOS 2009 REGULAR SEASON LEADERS BY CATEGORY

Category	Player	AFC Rank	AFC Leader	NFL Rank	NFL Leader
Scoring	Prater - 31	4th (t)	McGahee, Bal. - 42	7th (t)	McGahee, Bal. - 42
Rushing Yards	Buckhalter - 267	7th	Johnson, Ten. - 434	12th	Johnson, Ten. - 434
Passing Yards	Orton - 906	9th	Manning, Ind. - 1,336	14th	Manning, Ind. - 1,336
Passer Rating	Orton - 97.7	4th	Manning, Ind. - 114.5	9th	Manning, Ind. - 114.5
Receiving Yards	Marshall - 219	14th	Wayne, Ind. - 399	27th	Smith, NYG - 411
Receptions	Marshall - 16	19th	Moss, N.E. - 29	37th (t)	Smith, NYG - 34
Gross Punting Avg	Kern - 46.4	4th	Lechler, Oak. - 52.6	10th	Lechler, Oak. - 52.6
Net Punting Avg	Kern - 37.8	9th	Colquitt, K.C. - 44.5	20th	Colquitt, K.C. - 44.5
Interceptions	Six players tied - 1	8th (t)	Huff, Oak. - 3	19th (t)	Sharper, N.O. - 5
Sacks	Dumervil - 8.0	1st (t)	Dumervil, Den./Odom, Cin. - 8.0	1st (t)	Dumervil, Den./Odom, Cin. - 8.0
Kickoff Ret. Avg	Royal - 21.3	15th	Jones, Hou. - 29.6	32nd	Knox, Chi. - 35.8
Punt Ret. Avg	Royal - 9.3	4th	Cribbs, Cle. - 18.2	9th	Jackson, Phi. - 22.2

HOW THE BRONCOS RANK IN THE AFC AND NFL — 2009 REGULAR SEASON

Offense	Total	AFC Rank	AFC Leader	NFL Rank	NFL Leader
Points Per Game	19.8	10th	Baltimore - 31.0	19th	New Orleans - 36.0
Total Yards Per Game	365.0	5th	Indianapolis - 414.3	9th	New Orleans - 414.3
Yards Per Play	5.8	4th	Indianapolis - 7.1	7th	Indianapolis - 7.1
Rushing Yards Per Game	148	2nd	Miami - 183.5	4th	Miami - 183.5
Net Passing Yds. Per Game	217.0	9th	Indianapolis - 330.3	18th	Indianapolis - 330.3
INTs Per Pass Attempt	0.00%	1st	Denver - 0.00%	1st (t)	Denver - 0.00%
Sacked Per Pass Play	5.13%	6th	Indianapolis - 1.46%	11th	Indianapolis - 1.46%
First Downs Per Game	18.5	9th	Baltimore - 26.5	18th	Baltimore - 26.5
Third-Down Efficiency	36.7% (18/49)	10th	Miami - 54.1 (33/61)	18th	Miami - 54.1% (33/61)
Fourth-Down Efficiency	25.0% (1/4)	14th (t)	Mia./NYJ - 100.0%	28th (t)	Four teams tied - 100.0%
Kickoff Ret. Avg	19.6	15th	San Diego - 27.2	30th	Chicago - 31.3
Punt Ret. Avg	7.8	9th	Cleveland - 18.2	20th	Cleveland - 18.2
Defense	Total	AFC Rank	AFC Leader	NFL Rank	NFL Leader
Points Per Game	6.5	1st	Denver - 6.5	1st	Denver - 6.5
Total Yards Per Game	239.8	1st	Denver - 239.8	2nd	N.Y. Giants - 295.3
Yards Per Play	4.0	1st	Denver - 4.0	1st	Denver - 4.0
Rushing Yards Per Game	77.3	4th	Baltimore - 59.5	5th	Baltimore - 59.5
Net Passing Yds. Per Game	162.5	1st	Denver - 162.5	3rd	N.Y. Giants - 115.0
INTs Per Pass Attempt	4.72%	1st	Denver - 4.72%	4th	Philadelphia - 6.90%
Sacked Per Pass Play	11.81%	1st	Denver - 11.81%	2nd	Minnesota - 12.60%
First Downs Per Game	14.0	1st	Denver - 14.0	1st	Denver - 14.0
Third-Down Efficiency	26.4% (14/53)	1st	Denver - 26.4% (14/53)	2nd	Philadelphia - 22.5% (9/40)
Fourth-Down Efficiency	50.0% (3/6)	3rd (t)	N.Y. Jets - 0.00%	5th (t)	N.Y. Jets/Washington - 0.00%
Kickoff Ret. Avg	22.6	8th	Houston - 18.5	14th	Washington - 17.8
Punt Ret. Avg	9.5	11th	Kansas City - 2.5	21st	Kansas City - 2.5

BRONCOS 2009 REGULAR SEASON TOUCHDOWN DRIVE ANALYSIS

Yards	TD Drive		Possession Time	TDs	Plays	TDs
	Length	Length				
1-9 yards	5	2	00:00-00:59	2	1	1
10-19 yards	-	-	01:00-01:59	3	2	1
20-29 yards	-	1	02:00-02:59	1	3	3
30-39 yards	-	-	03:00-03:59	1	4	-
40-49 yards	1	-	04:00-04:59	1	5	-
50-59 yards	1	-	05:00-05:59	-	6	1
60-69 yards	-	1	06:00-06:59	-	7	1
70-79 yards	-	1	07:00-07:59	-	8	1
80-89 yards	1	3	08:00-08:59	-	9	-
90-99 yards	-	-	09:00-09:59	-	10	-
			10:00-10:59	-	11	-
			11:00-11:59	-	12	-
			12:00-12:59	-	13	-
			13:00-13:59	-	14	-
			14:00-14:59	-	15	-
			15:00 +	-	16+	-
TOTAL	8	8		8		8

BRONCOS 2009 REGULAR SEASON LONGEST/SHORTEST SCORING DRIVES

MOST PLAYS

Broncos:	16	(at Oak., Sept. 27, FG, 88 yds., 8:08)
Opponent:	12	(at Oak., Sept. 27, FG, 56 yds., 8:23)

FEWEST PLAYS

Broncos:	1	(vs. Dal., Oct. 4, TD, 9 yds., 0:06)
Opponent:	7	(vs. Cle., Sept. 20, FG, 18 yds., 2:33)

MOSY YARDS

Broncos:	88	(at Oak., Sept. 27, FG, 16 plays, 8:08)
Opponent:	91	(at Cin., Sept. 13, TD, 11 plays, 5:43)

FEWEST YARDS

Broncos:	4	(at Oak., Sept. 27, FG, 4 plays, 0:48)
Opponent:	18	(vs. Cle., Sept. 20, FG, 7 plays, 2:33)

MOST TIME

Broncos:	8:08	(at Oak., Sept. 27, FG, 16 plays, 88 yds.)
Opponent:	8:23	(at Oak., Sept. 27, FG, 12 plays, 56 yds.)

LEAST TIME

Broncos:	0:27	(at Cin., Sept. 13, TD, 2 plays, 87 yds.)
Opponent:	2:33	(vs. Cle., Sept. 20, FG, 7 plays, 18 yds.)

BRONCOS 2009 REGULAR SEASON SCORING DRIVE LENGTH

YARDS	BRONCOS		OPPONENT	
	TD	FG	TD	FG
(MINUS)	-	-	-	-
0-9	2	1	-	-
10-19	-	1	-	1
20-29	1	-	-	-
30-39	-	1	-	1
40-49	-	-	-	-
50-59	-	1	-	2
60-69	1	1	1	-
70-79	1	2	-	-
80-89	3	1	-	-
90-99	-	-	1	-
TOTAL	8	8	2	4

BRONCOS 2009 REGULAR SEASON GAME-OPENING DRIVES

	BRONCOS			OPPONENT		
	Pts.	FD	Yds.	Pts.	FD	Yds.
at Cin. (9/13)	0	1	23	0	2	41
vs. Cle. (9/20)	0	2	23	3	1	18
at Oak. (9/27)	0	5	71	0	0	5
vs. Dal. (10/4)	0	0	0	0	2	20
TOTAL	0	8	117	3	5	84

BRONCOS 2009 REGULAR SEASON 2ND HALF-OPENING DRIVES

	BRONCOS			OPPONENT		
	Pts.	FD	Yds.	Pts.	FD	Yds.
at Cin. (9/13)	0	0	3	0	1	17
vs. Cle. (9/20)	3	1	23	0	0	8
at Oak. (9/27)	7	4	80	0	2	20
vs. Dal. (10/4)	0	0	3	0	1	10
TOTAL	10	5	109	0	4	55

BRONCOS 2009 REGULAR SEASON GAME-BY-GAME SCORING DRIVES

Opponent	Plays	Yards	Time	Res.	Qtr	Scoring Play	Quarterback
at Cin. (9/13)	9	52	1:48	FG	2	Prater 48 yd. Field Goal	Orton
at Cin. (9/13)	5	34	2:15	FG	3	Prater 50 yd. Field Goal	Orton
at Cin. (9/13)	2	87	0:27	TD	4	Stokley 87 yd. pass from Orton	Orton
vs. Cle. (9/20)	3	9	1:11	TD	1	Scheffler 2 yd. pass from Orton	Orton
vs. Cle. (9/20)	13	76	5:07	FG	2	Prater 23 yd. Field Goal	Orton
vs. Cle. (9/20)	6	18	2:55	FG	3	Prater 38 yd. Field Goal	Orton
vs. Cle. (9/20)	7	82	3:45	TD	4	Hillis 2 yd. run	Orton
vs. Cle. (9/20)	3	67	1:31	TD	4	Buckhalter 45 yd. run	Orton
at Oak. (9/27)	6	23	2:46	TD	1	Marshall 2 yd. pass from Orton	Orton
at Oak. (9/27)	4	4	0:48	FG	1	Prater 48 yd. Field Goal	Orton
at Oak. (9/27)	11	76	5:28	FG	2	Prater 21 yd. Field Goal	Orton
at Oak. (9/27)	8	80	4:03	TD	3	Moreno 7 yd. run	Orton
at Oak. (9/27)	16	88	8:08	FG	4	Prater 24 yd. run	Orton
vs. Dal. (10/4)	1	9	0:06	TD	2	Moreno 9 yd. pass from Orton	Orton
vs. Dal. (10/4)	8	65	3:37	FG	4	Prater 28 yd. Field Goal	Orton
vs. Dal. (10/4)	3	73	1:01	TD	4	Marshall 51 yd. pass from Orton	Orton
AVERAGE	6.6	52.7	2:48				

DENVER BRONCOS 2009 REGULAR SEASON THIRD DOWN DISTANCE CHART

s	TOTAL THIRD DOWNS			RUSHING			PASSING			3RD DOWN TOTALS		YARDS GAINED		3RD DOWN AVERAGES	
Game	Md.	Att.	Pct.	Md.	Att.	Pct.	Md.	Att.	Pct.	Yds. Needed	Yds. Gained	Run	Pass	Yds. Needed	Yds. Gained
Denver	3	12	25.0%	0	0	0.0%	3	12	25.0%	83	37	0	37	6.9	3.1
at Cin. (9/13)	5	15	33.3%	1	2	50.0%	4	13	30.8%	102	66	5	61	6.8	4.4
Denver	8	15	53.3%	2	3	0.0%	6	12	50.0%	94	115	5	110	6.3	7.7
vs. Cle. (9/20)	3	14	21.4%	0	2	0.0%	3	12	25.0%	108	36	0	36	7.7	2.6
Denver	5	12	41.7%	3	7	42.9%	2	5	40.0%	44	43	14	29	3.7	3.6
at Oak. (9/27)	3	10	30.0%	0	0	0.0%	3	10	30.0%	75	39	0	39	7.5	3.9
Denver	2	10	20.0%	1	2	50.0%	1	8	12.5%	97	61	5	56	9.7	6.1
vs. Dal. (10/4)	3	14	21.4%	2	3	66.7%	1	11	9.1%	115	21	3	18	8.2	1.5
Denver															
vs. N.E. (10/11)															
Denver															
at S.D. (10/19)															
Denver															
at Bal. (11/1)															
Denver															
vs. Pit. (11/9)															
Denver															
at Was. (11/15)															
Denver															
vs. S.D. (11/22)															
Denver															
vs. NYG (11/26)															
Denver															
at K.C. (12/6)															
Denver															
at Ind. (12/13)															
Denver															
vs. Oak. (12/20)															
Denver															
at Phi. (12/27)															
Denver															
vs. K.C. (1/3)															
DENVER TOTAL	18	49	36.7%	6	12	50.0%	12	37	32.4%	318	256	24	232	6.5	5.2
OPPONENT TOTAL	14	53	26.4%	3	7	42.9%	11	46	23.9%	400	162	8	154	7.5	3.1

DENVER BRONCOS 2009 REGULAR SEASON FIELD POSITION CHART

Game	OFF. DRIVES	CUMULATIVE STARTING LINE	AVG. START	INSIDE OWN 20	AT OWN 20	INSIDE 50	AT 50	PAST 50	INSIDE OPP. 20
Denver	11	235	DEN 21	6	2	11	0	0	0
at Cin. (9/13)	11	308	CIN 28	4	1	9	1	1	0
Denver	11	318	DEN 29	5	2	9	0	2	1
vs. Cle. (9/20)	12	329	CLE 27	2	4	11	0	1	0
Denver	10	378	DEN 38	2	1	6	0	4	0
at Oak. (9/27)	10	249	OAK 25	3	4	9	0	1	1
Denver	12	286	DEN 24	5	1	11	0	1	1
vs. Dal. (10/4)	12	322	DAL 27	3	4	11	0	1	0
Denver									
vs. N.E. (10/11)									
Denver									
at S.D. (10/19)									
Denver									
at Bal. (11/1)									
Denver									
vs. Pit. (11/9)									
Denver									
at Was. (11/15)									
Denver									
vs. S.D. (11/22)									
Denver									
vs. NYG (11/26)									
Denver									
at K.C. (12/6)									
Denver									
at Ind. (12/13)									
Denver									
vs. Oak. (12/20)									
Denver									
at Phi. (12/27)									
Denver									
vs. K.C. (1/3)									
DENVER TOTAL	44	1217	27.7	18	6	37	0	7	2
OPPONENT TOTAL	45	1208	26.8	12	13	40	1	4	1

DENVER BRONCOS 2009 REGULAR SEASON

TIME SPENT IN LEAD CHART

GAME	W/L	LED		TIED		BEHIND		TOTAL TIME
		TIME	PCT	TIME	PCT	TIME	PCT	
at Cin. (9/13)	W, 12-7	29:33:00	49.3%	30:00:00	50.0%	0:27:00	0.8%	60:00:00
vs. Cle. (9/20)	W, 27-6	53:03:00	88.4%	2:38:00	4.4%	4:19:00	7.2%	60:00:00
at Oak. (9/27)	W, 23-3	47:07:00	78.5%	12:53:00	21.5%	0:00:00	0.0%	60:00:00
vs. Dal. (10/4)	W, 17-10	1:46:00	2.9%	13:16:00	22.1%	44:58:00	74.9%	60:00:00
vs. N.E. (10/11)								
at S.D. (10/19)								
at Bal. (11/1)								
vs. Pit. (11/9)								
at Was. (11/15)								
vs. S.D. (11/22)								
vs. NYG (11/26)								
at K.C. (12/6)								
at Ind. (12/13)								
vs. Oak. (12/20)								
at Phi. (12/27)								
vs. K.C. (1/3)								
TOTAL		131:29:00	54.8%	58:47:00	24.5%	49:44:00	20.7%	240:00:00
AVERAGE		32:52:15		14:41:45		12:26:00		60:00:00

DENVER BRONCOS 2009 REGULAR SEASON RED ZONE CHART

Game	Pos.	TD BREAKDOWN			SCORING EFFICIENCY			FAILED			
		TDs	Run	Pass	TD%	FGs	Score%	MFG	DWN	TO	EOH
Denver	0	0	0	0	0.0%	0	0.0%	0	0	0	0
at Cin. (9/13)	2	1	1	0	50.0%	0	50.0%	0	1	0	0
Denver	3	2	1	1	66.7%	1	100.0%	0	0	0	0
vs. Cle. (9/20)	1	0	0	0	0.0%	1	100.0%	0	0	0	0
Denver	6	2	1	1	33.3%	2	66.7%	0	1	0	1
at Oak. (9/27)	1	0	0	0	0.0%	0	0.0%	0	0	1	0
Denver	2	1	1	0	50.0%	1	100.0%	0	0	0	0
vs. Dal. (10/4)	3	1	1	0	33.3%	0	33.3%	0	1	1	0
Denver											
vs. N.E. (10/11)											
Denver											
at S.D. (10/19)											
Denver											
at Bal. (11/1)											
Denver											
vs. Pit. (11/9)											
Denver											
at Was. (11/15)											
Denver											
vs. S.D. (11/22)											
Denver											
vs. NYG (11/26)											
Denver											
at K.C. (12/6)											
Denver											
at Ind. (12/13)											
Denver											
vs. Oak. (12/20)											
Denver											
at Phi. (12/27)											
Denver											
vs. K.C. (1/3)											
DENVER TOTAL	11	5	3	2	45.5%	4	81.8%	0	1	0	1
OPPONENT TOTAL	7	2	2	0	28.6%	1	42.9%	0	2	2	0

DENVER BRONCOS 2009 REGULAR SEASON GOAL-TO-GO CHART

Game	Pos.	TD BREAKDOWN			SCORING EFFICIENCY			FAILED			
		TDs	Run	Pass	TD%	FGs	Score%	MFG	DWN	TO	EOH
Denver	0	0	0	0	0.0%	0	0.0%	0	0	0	0
at Cin. (9/13)	1	1	1	0	100.0%	0	100.0%	0	0	0	0
Denver	3	2	1	1	66.7%	1	100.0%	0	0	0	0
vs. Cle. (9/20)	1	0	0	0	0.0%	1	100.0%	0	0	0	0
Denver	4	1	0	1	25.0%	2	75.0%	0	1	0	0
at Oak. (9/27)	0	0	0	0	0.0%	0	0.0%	0	0	0	0
Denver	1	1	1	0	100.0%	0	100.0%	0	0	0	0
vs. Dal. (10/4)	2	1	1	0	0.0%	0	0.0%	0	1	0	0
Denver											
vs. N.E. (10/11)											
Denver											
at S.D. (10/19)											
Denver											
at Bal. (11/1)											
Denver											
vs. Pit. (11/9)											
Denver											
at Was. (11/15)											
Denver											
vs. S.D. (11/22)											
Denver											
vs. NYG (11/26)											
Denver											
at K.C. (12/6)											
Denver											
at Ind. (12/13)											
Denver											
vs. Oak. (12/20)											
Denver											
at Phi. (12/27)											
Denver											
vs. K.C. (1/3)											
DENVER TOTAL	8	4	2	2	50.0%	3	87.5%	0	1	0	0
OPPONENT TOTAL	4	2	2	0	50.0%	1	75.0%	0	1	0	0

DENVER BRONCOS 2009 REGULAR SEASON TURNOVER LOG (+7)

TAKEAWAYS (10 TOT., 6 INT, 4 FUM, 30 pts.)

Game	Qtr.	Time	Takeaway	Player	Field Pos.	Pts.
at Cin. (9/13)	2	6:39	Interception	Woodyard	DEN 20	0
at Cin. (9/13)	4	0:05	Interception	Scheffler	DEN 15	0
vs. Cle. (9/20)	1	9:19	Fumble	Reid	CLE 10	7
vs. Cle. (9/20)	3	13:44	Fumbles	Dawkins	CLE 38	3
vs. Cle. (9/20)	4	0:16	Interception	McBath	DEN 6	0
at Oak. (9/27)	1	5:07	Interception	Hill	OAK 23	7
at Oak. (9/27)	1	1:02	Interception	Goodman	OAK 34	3
at Oak. (9/27)	3	5:14	Fumble	Dawkins	DEN 6	3
vs. Dal. (10/4)	2	10:18	Fumble	D.J. Williams	DAL 9	7
vs. Dal. (10/4)	3	12:45	Interception	Bailey	DEN 6	0

BRONCOS TAKEAWAY LEADERS

Player	INT	FUM	Totals	Pts.
Dawkins	0	2	2	6
Bailey	1	0	1	0
Goodman	1	0	1	3
Hill	1	0	1	7
McBath	1	0	1	0
Reid	0	1	1	7
Scheffler	1	0	1	0
D.J. Williams	0	1	1	7
Woodyard	1	0	1	0

TOTALS **6** **4** **10** **30**

GIVEAWAYS (3 TOT., 0 INTS, 3 FUM, 3 pts.)

Game	Qtr.	Time	Giveaway	Player	Field Pos.	Pts.
at Cin. (9/13)				NONE		
vs. Cle. (9/20)	1	15:00	Fumble	Hillis	DEN 22	3
at Oak. (9/27)	3	6:07	Fumble	Buckhalter	DEN 16	0
vs. Dal. (10/4)	3	14:55	Fumble	Moreno	DEN 27	0

BRONCOS GIVEAWAY LEADERS

Player	INT	FUM	Totals	Pts.
Buckhalter	0	1	1	0
Moreno	0	1	1	0
Hillis	0	1	1	3

TOTALS **0** **3** **3** **3**

DENVER BRONCOS 2009 REGULAR SEASON TAKEAWAY CHART

GAME	W/L	+/-	BRONCOS				OPPONENTS			
			INT	FUM	Total	Pts.	INT	FUM	Total	Pts.
at Cin. (9/13)	W, 12-7	+2	2	0	2	0	0	0	0	0
vs. Cle. (9/20)	W, 27-6	+2	1	2	3	10	0	1	1	3
at Oak. (9/27)	W, 23-3	+2	2	1	3	13	0	1	1	0
vs. Dal. (10/4)	W, 17-10	+1	1	1	2	7	0	1	1	0
vs. N.E. (10/11)										
at S.D. (10/19)										
at Bal. (11/1)										
vs. Pit. (11/9)										
at Was. (11/15)										
vs. S.D. (11/22)										
vs. NYG (11/26)										
at K.C. (12/6)										
at Ind. (12/13)										
vs. Oak. (12/20)										
at Phi. (12/27)										
vs. K.C. (1/3)										
TOTALS	4-0	+7	6	4	10	30	0	3	3	3

DENVER BRONCOS 2009 REGULAR SEASON BIG-PLAY LOG

BRONCOS RUSHING (10+Yards)

Game	Qtr.	Time	Yards	Player
at Cin. (9/13)	1	14:17	14	Buckhalter
at Cin. (9/13)	3	6:23	11	Buckhalter
vs. Cle. (9/20)	1	1:43	11	Buckhalter
vs. Cle. (9/20)	2	7:55	12	Moreno
vs. Cle. (9/20)	3	12:54	14	Marshall
vs. Cle. (9/20)	3	:28	11	Moreno
vs. Cle. (9/20)	4	9:19	17	Moreno
vs. Cle. (9/20)	4	8:35	45t	Buckhalter
vs. Cle. (9/20)	4	6:10	14	Moreno
at Oak. (9/27)	2	6:31	34	Buckhalter
at Oak. (9/27)	3	13:15	23	Buckhalter
vs. Dal. (10/4)	3	12:11	10	Buckhalter
vs. Dal. (10/4)	4	13:06	10	Moreno
vs. Dal. (10/4)	4	7:55	11	Jordan
vs. Dal. (10/4)	4	2:06	14	Moreno

RUSHING BIG-PLAY LEADERS

PLAYER	No.	Yds.	Avg.	TDs
Buckhalter	7	148	21.1	1
Moreno	6	78	13.0	0
Marshall	1	14	14.0	0
Jordan	1	11	11.0	0

TOTALS **15** **251** **16.7** **1**

BRONCOS PASSING (20+Yards)

Game	Qtr.	Time	Yards	Player (QB)
at Cin. (9/13)	2	0:26	21	Gaffney (Orton)
at Cin. (9/13)	3	2:29	29	Scheffler (Orton)
at Cin. (9/13)	4	10:01	20	Graham (Orton)
at Cin. (9/13)	4	0:28	87t	Stokley (Orton)
vs. Cle. (9/20)	1	12:22	25	Gaffney (Orton)
vs. Cle. (9/20)	2	15:00	37	Stokley (Orton)
vs. Cle. (9/20)	3	5:12	25	Marshall (Orton)
vs. Cle. (9/20)	4	13:12	49	Gaffney (Orton)
at Oak. (9/27)	3	:53	23	Marshall (Orton)
at Oak. (9/27)	4	14:43	24	Graham (Orton)
vs. Dal. (10/4)	2	5:45	23	Buckhalter (Orton)
vs. Dal. (10/4)	4	6:02	51t	Marshall (Orton)

PASSING BIG-PLAY LEADERS

PLAYER	No.	Yds.	Avg.	TDs
Gaffney	3	95	31.7	0
Stokley	2	124	62.0	1
Marshall	3	99	33.0	1
Graham	2	44	22.0	0
Scheffler	1	29	29.0	0
Buckhalter	1	23	23.0	0

TOTALS **12** **414** **34.5** **2**

DENVER BRONCOS 2009 REGULAR SEASON OPPONENTS BIG-PLAY LOG

OPPONENT RUSHING (10+Yards)

Game	Qtr.	Time	Yards	Player
at Cin. (9/13)	4	3:38	20	Benson
vs. Cle. (9/20)	1	7:28	12	Lewis
at Oak. (9/27)	1	1:37	15	McFadden
at Oak. (9/27)	3	10:51	10	McFadden
at Oak. (9/27)	4	5:28	15	Russell
vs. Dal. (10/4)	1	8:27	11	Choice

RUSHING BIG-PLAY TOTALS

	No.	Yds.	Avg.	TDs
TOTALS	6	83	13.8	0

OPPONENT PASSING (20+Yards)

Game	Qtr.	Time	Yards	Player (QB)
at Cin. (9/13)	1	10:46	22	Ochocinco (C. Palmer)
at Cin. (9/13)	1	0:07	34	Ochocinco (C. Palmer)
vs. Cle. (9/20)	1	4:31	20	Edwards (Quinn)
vs. Cle. (9/20)	3	10:35	24	Edwards (Quinn)
at Oak. (9/23)				NONE
vs. Dal. (10/4)	1	9:15	26	Barber (Romo)
vs. Dal. (10/4)	1	4:24	28	Choice (Romo)
vs. Dal. (10/4)	4	1:16	53	Hurd (Romo)

PASSING BIG-PLAY TOTALS

	No.	Yds.	Avg.	TDs
TOTALS	7	207	29.6	0

2009 BRONCOS REGULAR SEASON INDIVIDUAL GAME-BY-GAME STATISTICS

PASSING

		K.Orton											
Date	Opponent	Att	Cmp	Yds	Cmp%	Yds/Att	TD	TD%	INT	INT%	LG	S/Yds.	Rating
9/13	@ Cincinnati	28	17	243	60.7	8.68	1	3.6	0	0	87t	3/16	100.7
9/20	Cleveland	37	19	263	51.4	7.11	1	2.7	0	0	49	0/0	83.5
9/27	@ Oakland	23	13	157	56.5	6.83	1	4.3	0	0	24	0/0	92.1
10/4	Dallas	29	20	243	69	8.38	2	6.9	0	0	51t	3/22	117.5
TOTALS		117	69	906	59	7.74	5	4.3	0	0	87t	6/38	97.7

RUSHING

Date	Opponent	C.Buckhalter					K.Moreno					L.Jordan				
		No	Yds	Avg	LG	TD	No	Yds	Avg	LG	TD	No	Yds	Avg	LG	TD
9/13	@ Cincinnati	8	46	5.8	14	0	8	19	2.4	8	0	2	5	2.5	4	0
9/20	Cleveland	9	76	8.4	45t	1	17	75	4.4	17	0	7	19	2.7	5	0
9/27	@ Oakland	14	108	7.7	34	0	21	90	4.3	9	1	6	12	2.0	5	0
10/4	Dallas	6	37	6.2	10	0	14	65	4.6	14	0	2	14	7.0	11	0
TOTALS		37	267	7.2	45t	1	60	249	4.2	17	1	17	50	2.9	11	0

Date	Opponent	B.Marshall					P.Hillis					K.Orton				
		No	Yds	Avg	LG	TD	No	Yds	Avg	LG	TD	No	Yds	Avg	LG	TD
9/13	@ Cincinnati	0	0	0.0	--	0	1	2	2.0	2	0	1	3	3.0	3	0
9/20	Cleveland	1	14	14.0	14	0	1	2	2.0	2t	1	2	0	0.0	2	0
9/27	@ Oakland	1	5	5.0	5	0	2	1	0.5	1	0	1	-1	-1.0	-1	0
10/4	Dallas	0	0	0.0	--	0	0	0	0.0	--	0	3	0	0.0	1	0
TOTALS		2	19	9.5	14	0	4	5	1.3	2	1	7	2	0.3	3	0

RECEIVING

Date	Opponent	B.Marshall					J.Gaffney					D.Graham				
		Rec	Yds.	Avg.	LG	TD	Rec	Yds.	Avg.	LG	TD	Rec	Yds.	Avg.	LG	TD
9/13	@ Cincinnati	4	27	6.8	9	0	3	25	8.3	21	0	3	40	13.3	20	0
9/20	Cleveland	3	34	11.3	25	0	3	82	27.3	49	0	1	3	3.0	3	0
9/27	@ Oakland	5	67	13.4	23	1	4	39	9.8	15	0	2	33	16.5	24	0
10/4	Dallas	4	91	22.8	51t	1	1	8	8.0	8	0	3	36	12.0	15	0
TOTALS		16	219	13.7	51t	2	11	154	14.0	49	0	9	112	12.4	24	0

Date	Opponent	C.Buckhalter					E.Royal					B.Stokley				
		Rec	Yds.	Avg.	LG	TD	Rec	Yds.	Avg.	LG	TD	Rec	Yds.	Avg.	LG	TD
9/13	@ Cincinnati	2	11	5.5	7	0	2	18	9.0	11	0	1	87	87.0	87t	1
9/20	Cleveland	1	30	30.0	30	0	3	20	6.7	11	0	5	70	14.0	37	0
9/27	@ Oakland	0	0	0.0	0	0	1	4	4.0	4	0	0	0	0.0	0	0
10/4	Dallas	5	55	11.0	23	0	2	16	8.0	12	0	0	0	0.0	0	0
TOTALS		8	96	12.0	30	0	8	58	7.3	12	0	6	157	26.2	87t	1

Date	Opponent	T.Scheffler					K.Moreno					P.Hillis				
		Rec	Yds.	Avg.	LG	TD	Rec	Yds.	Avg.	LG	TD	Rec	Yds.	Avg.	LG	TD
9/13	@ Cincinnati	1	29	29.0	29	0	0	0	0.0	0	0	1	6	6.0	6	0
9/20	Cleveland	1	2	2.0	2t	1	2	22	11.0	11	0	0	0	0.0	0	0
9/27	@ Oakland	1	14	14.0	14	0	0	0	0.0	0	0	0	0	0.0	0	0
10/4	Dallas	3	26	8.7	11	0	2	11	5.5	9t	1	0	0	0.0	0	0
TOTALS		6	71	11.8	29	1	4	33	8.3	11	1	1	6	6.0	6	0

Date	Opponent	L.Jordan					L.Jordan					L.Jordan				
		Rec	Yds.	Avg.	LG	TD	Rec	Yds.	Avg.	LG	TD	Rec	Yds.	Avg.	LG	TD
9/13	@ Cincinnati	0	0	0.0	0	0	0	0	0.0	0	0	0	0	0.0	0	0
9/20	Cleveland	0	0	0.0	0	0	0	0	0.0	0	0	0	0	0.0	0	0
9/27	@ Oakland	0	0	0.0	0	0	0	0	0.0	0	0	0	0	0.0	0	0
10/4	Dallas	0	0	0.0	0	0	0	0	0.0	0	0	0	0	0.0	0	0
TOTALS		0	0	0.0	0	0	0	0	0.0	0	0	0	0	0.0	0	0

2009 BRONCOS REGULAR SEASON INDIVIDUAL GAME-BY-GAME STATISTICS

PUNT RETURNS

Date	Opponent	E.Royal						A.Smith					
		No.	Yds.	Avg.	LG	FC	TD	No.	Yds.	Avg.	LG	FC	TD
9/13	@ Cincinnati	3	17	5.7	10	1	0	0	0	0.0	0	0	0
9/20	Cleveland	0	0	0.0	0	0	0	3	10	3.3	10	1	0
9/27	@ Oakland	2	21	10.5	17	0	0	0	0	0.0	0	0	0
10/4	Dallas	4	46	11.5	15	2	0	INACTIVE					
TOTALS		9	84	9.3	17	3	0	3	10	3.3	10	1	0

KICKOFF RETURNS

Date	Opponent	E.Royal						K.McKinley					
		No.	Yds.	Avg.	LG	FC	TD	No.	Yds.	Avg.	LG	FC	TD
9/13	@ Cincinnati	1	17	17.0	17	0	0	0	0	0.0	0	0	0
9/20	Cleveland	1	22	22.0	22	0	0	INACTIVE					
9/27	@ Oakland	1	25	25.0	25	0	0	INACTIVE					
10/4	Dallas	0	0	0.0	0	0	0	2	49	24.5	30	0	0
TOTALS		3	64	21.3	25	0	0	2	49	24.5	30	0	0

Date	Opponent	P.Hillis						T.Polumbus					
		No.	Yds.	Avg.	LG	FC	TD	No.	Yds.	Avg.	LG	FC	TD
9/13	@ Cincinnati	0	0	0	0	0	0	1	0	0	0	0	0
9/20	Cleveland	1	24	24	24	0	0	0	0	0	0	0	0
9/27	@ Oakland	0	0	0	0	0	0	0	0	0	0	0	0
10/4	Dallas	0	0	0	0	0	0	DID NOT PLAY					
TOTALS		1	24	24	24	0	0	1	0	0	0	0	0

PUNTING

Date	Opponent	B.Kern						
		No.	Yds.	Avg.	TB	In20	LG	Net
9/13	@ Cincinnati	8	340	42.5	0	3	56	36.4
9/20	Cleveland	2	109	54.5	0	1	57	42.5
9/27	@ Oakland	2	81	40.5	1	0	48	27
10/4	Dallas	6	305	50.8	2	2	62	41.7
TOTALS		18	835	46.4	3	6	62	37.8

FIELD GOALS

Date	Opponent	M.Prater											
		1-19	20-29	30-39	40-49	50-59	60+	Total	Pct.	PATM	PATA	Pct.	
9/13	@ Cincinnati	0-0	0-0	0-0	1-1	1-1	0-0	2-2	1.000	0	0	.000	
9/20	vs. Cleveland	0-0	1-1	1-3	0-0	0-0	0-0	2-4	.500	3	3	1.000	
9/27	@ Oakland	0-0	2-2	0-0	1-1	0-0	0-0	3-3	1.000	2	2	1.000	
10/4	vs. Dallas	0-0	1-1	0-0	0-0	0-0	0-0	1-1	1.000	2	2	1.000	
TOTALS		0-0	4-4	1-3	2-2	1-1	0-0	8-10	.800	7	7	1.000	

2009 BRONCOS REGULAR SEASON INDIVIDUAL GAME-BY-GAME STATISTICS

COMBINED NET YARDS

Date	Opponent	C. Buckhalter					K. Moreno					B. Marshall				
		Rush	Rec.	PR	KR	TOT	Rush	Rec.	PR	KR	TOT	Rush	Rec.	PR	KR	TOT
9/13	@ Cincinnati	46	11	0	0	57	19	0	0	0	19	0	27	0	0	27
9/20	vs. Cleveland	76	30	0	0	106	75	22	0	0	97	14	34	0	0	48
9/27	@ Oakland	108	0	0	0	108	90	0	0	0	90	5	67	0	0	72
10/4	vs. Dallas	37	55	0	0	92	65	11	0	0	76	0	91	0	0	91
TOTALS		267	96	0	0	363	249	33	0	0	282	19	219	0	0	238

Date	Opponent	E. Royal					B. Stokley					J. Gaffney				
		Rush	Rec.	PR	KR	TOT	Rush	Rec.	PR	KR	TOT	Rush	Rec.	PR	KR	TOT
9/13	@ Cincinnati	0	18	17	17	52	0	87	0	0	87	0	25	0	0	25
9/20	vs. Cleveland	0	20	0	22	42	0	70	0	0	70	0	82	0	0	82
9/27	@ Oakland	0	4	21	25	50	0	0	0	0	0	0	39	0	0	39
10/4	vs. Dallas	0	16	46	0	62	0	0	0	0	0	0	8	0	0	8
TOTALS		0	58	84	64	206	0	157	0	0	157	0	154	0	0	154

Date	Opponent	D. Graham					T. Scheffler					L. Jordan				
		Rush	Rec.	PR	KR	TOT	Rush	Rec.	PR	KR	TOT	Rush	Rec.	PR	KR	TOT
9/13	@ Cincinnati	0	40	0	0	40	0	29	0	0	34	5	0	0	0	5
9/20	vs. Cleveland	0	3	0	0	3	0	2	0	0	2	19	0	0	0	19
9/27	@ Oakland	0	33	0	0	33	0	14	0	0	14	12	0	0	0	12
10/4	vs. Dallas	0	36	0	0	36	0	26	0	0	26	14	0	0	0	14
TOTALS		0	112	0	0	112	0	71	0	0	76	50	0	0	0	50

Date	Opponent	K. McKinley					P. Hillis					A. Smith				
		Rush	Rec.	PR	KR	TOT	Rush	Rec.	PR	KR	TOT	Rush	Rec.	PR	KR	TOT
9/13	@ Cincinnati	0	0	0	0	0	2	6	0	0	8	0	0	0	0	0
9/20	vs. Cleveland				INACTIVE		2	0	0	24	26	0	0	10	0	0
9/27	@ Oakland				INACTIVE		1	0	0	0	1	0	0	0	0	0
10/4	vs. Dallas	0	0	0	49	49	0	0	0	0	0			INACTIVE		
TOTALS		0	0	0	49	49	5	6	0	24	35	0	0	10	0	10

Date	Opponent	K. Orton														
		Rush	Rec.	PR	KR	TOT										
9/13	@ Cincinnati	3	0	0	0	3										
9/20	vs. Cleveland	0	0	0	0	0										
9/27	@ Oakland	-1	0	0	0	-1										
10/4	vs. Dallas	0	0	0	0	0										
TOTALS		2	0	0	0	2										

* - Scheffler had a 5-yd. int. ret. at Cincinnati

OTHERS: Bailey 3 yds. (vs. Dal., 10/4), Goodman 30 yds. (at Oak., 9/27), Hill 18 yds. (at Oak., 9/27), McBath 3 yds. (vs. Cle., 9/20), D.J. Williams 8 yds. (vs. Dal., 10/4)

2009 BRONCOS REGULAR SEASON INDIVIDUAL GAME-BY-GAME STATISTICS

DEFENSE

		A. Davis					D. Williams					B. Dawkins				
Date	Opponent	TT	UT	AT	S-Yds.	I-Yds.	TT	UT	AT	S-Yds.	I-Yds.	TT	UT	AT	S-Yds.	I-Yds.
9/13	@ Cincinnati	9	5	4	1-10	0-0	10	3	7	0-0	0-0	11	7	4	0-0	0-0
9/20	Cleveland	10	8	2	0-0	0-0	5	5	0	0-0	0-0	6	4	2	0-0	0-0
9/27	@ Oakland	3	2	1	0-0	0-0	7	7	0	0-0	0-0	3	3	0	0-0	0-0
10/4	Dallas	9	7	2	0-0	0-0	9	9	0	1-1	0-0	7	6	1	0-0	0-0
TOTALS		31	22	9	1-10	0-0	31	24	7	1-1	0-0	27	20	7	0-0	0-0
		C. Bailey					R. Hill					E. Dumervil				
Date	Opponent	TT	UT	AT	S-Yds.	I-Yds.	TT	UT	AT	S-Yds.	I-Yds.	TT	UT	AT	S-Yds.	I-Yds.
9/13	@ Cincinnati	7	1	6	0-0	0-0	7	1	6	0-0	0-0	2	2	0	0-0	0-0
9/20	Cleveland	4	4	0	0-0	0-0	6	5	1	0-0	0-0	7	7	0	4-15	0-0
9/27	@ Oakland	1	1	0	0-0	0-0	2	1	1	0-0	1-18	5	5	0	2-15	0-0
10/4	Dallas	8	8	0	0-0	1-3	3	2	1	1-4	0-0	3	3	0	2-5	0-0
TOTALS		20	14	6	0-0	1-3	18	9	9	1-4	1-18	17	17	0	8-35	0-0
		K. Peterson					M. Haggan					W. Woodyard				
Date	Opponent	TT	UT	AT	S-Yds.	I-Yds.	TT	UT	AT	S-Yds.	I-Yds.	TT	UT	AT	S-Yds.	I-Yds.
9/13	@ Cincinnati	2	0	2	0-0	0-0	3	2	1	1-10	0-0	2	1	1	0-0	1-0
9/20	Cleveland	2	1	1	0-0	0-0	1	1	0	0-0	0-0	1	1	0	0-0	0-0
9/27	@ Oakland	3	2	1	0-0	0-0	2	1	1	0-0	0-0	2	0	2	0-0	0-0
10/4	Dallas	5	4	1	0-0	0-0	4	3	1	0-0	0-0	3	2	1	0-0	0-0
TOTALS		12	7	5	0-0	0-0	10	7	3	1-10	0-0	8	4	4	0-0	1-0
		R. McBean					R. Fields					A. Goodman				
Date	Opponent	TT	UT	AT	S-Yds.	I-Yds.	TT	UT	AT	S-Yds.	I-Yds.	TT	UT	AT	S-Yds.	I-Yds.
9/13	@ Cincinnati	2	1	1	0-0	0-0	2	1	1	0-0	0-0	4	3	1	0-0	0-0
9/20	Cleveland	1	1	0	0-0	0-0	0	0	0	0-0	0-0	0	0	0	0-0	0-0
9/27	@ Oakland	2	0	2	0-0	0-0	1	1	0	0-0	0-0	0	0	0	0-0	1-30
10/4	Dallas	2	0	2	0-0	0-0	2	1	1	0-0	0-0	1	0	1	0-0	0-0
TOTALS		7	2	5	0-0	0-0	5	3	2	0-0	0-0	5	3	2	0-0	1-30
		A. Smith					J. Williams					V. Holliday				
Date	Opponent	TT	UT	AT	S-Yds.	I-Yds.	TT	UT	AT	S-Yds.	I-Yds.	TT	UT	AT	S-Yds.	I-Yds.
9/13	@ Cincinnati	5	4	1	0-0	0-0	0	0	0	0-0	0-0	1	1	0	0-0	0-0
9/20	Cleveland	0	0	0	0-0	0-0	0	0	0	0-0	0-0	0	0	0	0-0	0-0
9/27	@ Oakland	0	0	0	0-0	0-0	3	3	0	0-0	0-0	2	1	1	0-0	0-0
10/4	Dallas	INACTIVE					2	2	0	0-0	0-0	1	1	0	1-4	0-0
TOTALS		5	4	1	0-0	0-0	5	5	0	0-0	0-0	4	3	1	1-4	0-0
		D. Reid					R. Ayers					M. Thomas				
Date	Opponent	TT	UT	AT	S-Yds.	I-Yds.	TT	UT	AT	S-Yds.	I-Yds.	TT	UT	AT	S-Yds.	I-Yds.
9/13	@ Cincinnati	1	1	0	1-6	0-0	0	0	0	0-0	0-0	1	0	1	0-0	0-0
9/20	Cleveland	0	0	0	0-0	0-0	0	0	0	0-0	0-0	1	1	0	0-0	0-0
9/27	@ Oakland	3	3	0	1-4	0-0	1	1	0	0-0	0-0	1	0	1	0-0	0-0
10/4	Dallas	0	0	0	0-0	0-0	2	1	1	0-0	0-0	0	0	0	0-0	0-0
TOTALS		4	4	0	2-10	0-0	3	2	1	0-0	0-0	3	1	2	0-0	0-0
		D. McBath					L. Smith					Miscellaneous				
Date	Opponent	TT	UT	AT	S-Yds.	I-Yds.	TT	UT	AT	S-Yds.	I-Yds.					
9/13	@ Cincinnati	0	0	0	0-0	0-0	INACTIVE									
9/20	Cleveland	1	1	0	0-0	1-3	INACTIVE									
9/27	@ Oakland	1	0	1	0-0	0-0	0	0	0	0-0	0-0					
10/4	Dallas	0	0	0	0-0	0-0	2	1	1	0-0	0-0					
TOTALS		2	1	1	0-0	1-3	2	1	1	0-0	0-0					

* RB LaMont Jordan, solo tackle, at Cin. (9/13)

* TE Tony Scheffler, INT (5 yds.), at Cin. (9/13)

2009 REGULAR SEASON INDIVIDUAL GAME-BY-GAME STATISTICS — BRONCOS LEADERS

Game	SCORING	RUSHES	RUSH YDS	RECEPTIONS	REC. YDS
at Cin. (9/13)	Prater, Stokley 6	Buckhalter, Moreno 8	Buckhalter 46	Marshall 4	Stokley 87
vs. Cle. (9/20)	Prater 9	Moreno 17	Buckhalter 76	Stokley 5	Gaffney 82
at Oak. (9/27)	Prater 11	Moreno 21	Buckhalter 108	Marshall 5	Marshall 67
vs. Dal. (10/4)	Marshall, Moreno 6	Moreno 14	Moreno 65	Buckhalter 5	Marshall 91
vs. N.E. (10/11)					
at S.D. (10/19)					
at Bal. (11/1)					
vs. Pit. (11/9)					
at Was. (11/15)					
vs. S.D. (11/22)					
vs. N.Y.G. (11/22)					
at K.C. (12/6)					
at Ind. (12/13)					
vs. Oak (12/20)					
at Phi. (12/27)					
vs. K.C. (1/3)					
AVERAGE	8.0	15.0	73.8	4.8	81.8
Game	TACKLES	SACKS	INTS	PASSES DEF.	ST. TACKLES
at Cin. (9/13)	Dawkins 11	Three Players 1	Scheffler, Woodyard 1	Seven Players 1	Hillis 3
vs. Cle. (9/20)	Davis 10	Dumervil 4	McBath 1	Dawkins 2	Reid 2
at Oak. (9/27)	D. Williams 7	Dumervil 2	Goodman, Hill 1	Goodman, Hill 1	Four Players 1
vs. Dal. (10/4)	Davis, Williams 9	Dumervil 2	Bailey 1	Bailey 4	Barrett 2
vs. N.E. (10/11)					
at S.D. (10/19)					
at Bal. (11/1)					
vs. Pit. (11/9)					
at Was. (11/15)					
vs. S.D. (11/22)					
vs. N.Y.G. (11/22)					
at K.C. (12/6)					
at Ind. (12/13)					
vs. Oak (12/20)					
at Phi. (12/27)					
vs. K.C. (1/3)					
AVERAGE	9.3	2.3	1.0	2.0	2.0
Game	PUNT RET.	PR YDS	KICKOFF RET.	KOR YDS	PUNTS
at Cin. (9/13)	Royal 3	Royal 17	Royal 2	Royal 17	Kern 8
vs. Cle. (9/20)	Smith 3	Smith 10	Hills, Royal 1	Hillis 24	Kern 2
at Oak. (9/27)	Royal 2	Royal 21	Royal 1	Royal 25	Kern 2
vs. Dal. (10/4)	Royal 4	Royal 46	McKinley 2	McKinley 49	Kern 6
vs. N.E. (10/11)					
at S.D. (10/19)					
at Bal. (11/1)					
vs. Pit. (11/9)					
at Was. (11/15)					
vs. S.D. (11/22)					
vs. N.Y.G. (11/22)					
at K.C. (12/6)					
at Ind. (12/13)					
vs. Oak (12/20)					
at Phi. (12/27)					
vs. K.C. (1/3)					
AVERAGE	3.0	23.5	1.5	28.8	4.5

2009 REGULAR SEASON INDIVIDUAL GAME-BY-GAME STATISTICS — OPPONENT LEADERS

Game	SCORING	RUSHES	RUSH YDS	RECEPTIONS	REC. YDS
at Cin. (9/13)	Benson 6	Benson 21	Benson 76	Caldwell 6	Ochocinco 89
vs. Cle. (9/20)	Dawson 6	Lewis 14	Lewis 38	Edwards 6	Edwards 92
at Oak. (9/27)	Janikowski 3	McFadden 12	McFadden 45	Bush 4	Murphy 25
vs. Dal. (10/4)	Barber 6	Choice 14	Barber 41	Choice 5	Hurd 62
vs. N.E. (10/11)					
at S.D. (10/19)					
at Bal. (11/1)					
vs. Pit. (11/9)					
at Was. (11/15)					
vs. S.D. (11/22)					
vs. N.Y.G. (11/22)					
at K.C. (12/6)					
at Ind. (12/13)					
vs. Oak (12/20)					
at Phi. (12/27)					
vs. K.C. (1/3)					
AVERAGE	5.3	15.3	50.0	5.3	67.0
Game	TACKLES	SACKS	INTS	PASSES DEF.	ST. TACKLES
at Cin. (9/13)	R. Williams 9	Odom 2	None 0	Hall 3	Mauluga 2
vs. Cle. (9/20)	Barton 8	None 0	None 0	McDonald 1	Five Players 1
at Oak. (9/27)	Branch 10	None 0	None 0	Four Players 1	Three Players 1
vs. Dal. (10/4)	Brooking 9	Three Players 1	None 0	Three Players 1	Five Players 1
vs. N.E. (10/11)					
at S.D. (10/19)					
at Bal. (11/1)					
vs. Pit. (11/9)					
at Was. (11/15)					
vs. S.D. (11/22)					
vs. N.Y.G. (11/22)					
at K.C. (12/6)					
at Ind. (12/13)					
vs. Oak (12/20)					
at Phi. (12/27)					
vs. K.C. (1/3)					
AVERAGE	9.0	0.8	0.0	1.5	1.3
Game	PUNT RET.	PR YDS	KICKOFF RET.	KOR YDS	PUNTS
at Cin. (9/13)	Cosby 5	Cosby 49	Caldwell 2	Caldwell 48	Huber 7
vs. Cle. (9/20)	Cribbs 2	Cribbs 24	Cribbs 3	Cribbs 60	Zastudil 6
at Oak. (9/27)	Higgins 1	Higgins 7	Holland 3	Holland 66	Lechler 4
vs. Dal. (10/4)	Crayton 2	Crayton 15	Austin 2	Austin 52	McBriar 6
vs. N.E. (10/11)					
at S.D. (10/19)					
at Bal. (11/1)					
vs. Pit. (11/9)					
at Was. (11/15)					
vs. S.D. (11/22)					
vs. N.Y.G. (11/22)					
at K.C. (12/6)					
at Ind. (12/13)					
vs. Oak (12/20)					
at Phi. (12/27)					
vs. K.C. (1/3)					
AVERAGE	2.5	23.8	2.5	56.5	5.8

BRONCOS 2009 REGULAR SEASON 100-YARD RUSHING AND RECEIVING / 300-YARD PASSING GAMES

100-YARD RUSHING GAMES

BRONCOS (1)

GAME	Player	Att.	Yds.	Avg.	LG	TDs
at Cin. (9/13)			NONE			
vs. Cle. (/20)			NONE			
at Oak. (9/27)	Buckhalter	14	108	7.7	34	0
vs. Dal. (10/4)			NONE			

Player	No.
Buckhalter	1

TOTALS 1

OPPONENTS (0)

GAME	Player	Att.	Yds.	Avg.	LG	TDs
at Cin. (9/13)			NONE			
vs. Cle. (9/20)			NONE			
at Oak. (9/27)			NONE			
vs. Dal. (10/4)			NONE			

100-YARD RECEIVING GAMES

BRONCOS (0)

GAME	Player	Rec.	Yds.	Avg.	LG	TDs
at Cin. (9/13)			NONE			
vs. Cle. (9/20)			NONE			
at Oak. (9/27)			NONE			
vs. Dal. (10/4)			NONE			

Player	No.

TOTALS 0

OPPONENTS (0)

GAME	Player	Rec.	Yds.	Avg.	LG	TDs
at Cin. (9/13)			NONE			
vs. Cle. (9/20)			NONE			
at Oak. (9/27)			NONE			
vs. Dal. (10/4)			NONE			

300-YARD PASSING GAMES

BRONCOS (0)

GAME	Player	Cmp.-Att.	Yds.	TDs	INTs	Rtg.
at Cin. (9/13)			NONE			
vs. Cle. (9/20)			NONE			
at Oak. (9/27)			NONE			
vs. Dal. (10/4)			NONE			


Player	No.

TOTALS 0

OPPONENTS (0)

GAME	Player	Cmp.-Att.	Yds.	TDs	INTs	Rtg.
at Cin. (9/13)			NONE			
vs. Cle. (9/20)			NONE			
at Oak. (9/27)			NONE			
vs. Dal. (10/4)			NONE			

DENVER BRONCOS 2009 MISCELLANEOUS GAME INFORMATION								
GAME	W/L	KICKOFF	LENGTH	ATTN.	TEMP.	TV	BROADCAST CREW	OFFICIALS
at Cincinnati (9/13)	W, 12-7	1:02 p.m. EDT	3:02	62,831	73°F	CBS	Gus Johnson Dan Fouts	REF: Boger; UMP: Paganelli; HL: Schleyer; LJ: Arthur; SJ: Larrew; FJ: Rosenbaum; BJ: Steratore
vs. Cleveland (9/20)	W, 27-6	2:15 p.m. MDT	2:55	73,931	82°F	CBS	Bill Macatee Steve Beuerlein	REF: Morelli; UMP: Hall; HL: Bowers; LJ: Lewis SJ: Hayes; FJ: Vernatchi; BJ: Schmitz
at Oakland (9/27)	W, 23-3	1:15 PDT	2:46	45,602	81°F	CBS	Ian Eagle Rich Gannon	REF: Hochuli; UMP: Brown; HL: Hittner; LJ: Podraza; SJ: Anderson; FJ: Wrolstad; BJ: Dornan
vs. Dallas (10/4)	W, 17-10	2:15 MDT	3:05	76,440	55°F	FOX	Joe Buck Troy Aikman Pam Oliver	REF: Anderson; UMP: Dawson; HL: McKinnely; LJ: Boston; SJ: Coleman; FJ: Vernatchi; BJ: Smith
vs. New England (10/11)								
at San Diego (10/19)								
at Baltimore (11/1)								
vs. Pittsburgh (11/9)								
at Washington (11/15)								
vs. San Diego (11/22)								
vs. N.Y. Giants (11/26)								
at Kansas City (12/6)								
at Indianapolis (12/13)								
vs. Oakland (12/20)								
at Philadelphia (12/27)								
vs. Kansas City (1/3)								



RUSS HOCHSTEIN

6-4 • 305 • 9TH YR. • NEBRASKA

BORN: Oct. 7, 1977, in Hartington, Neb.


HIGH SCHOOL: Cedar Catholic High School, Hartington, Neb.

ACQUIRED: Trade (New England), 2009

NFL YEAR: 9th • **YEAR WITH BRONCOS:** 1st

NFL GAMES PLAYED/STARTED: 92/20 • **POSTSEASON:** 14/5

OFFENSIVE LINE



71

HOCHSTEIN AT A GLANCE:

- A ninth-year player in his first season with the Broncos after they acquired him in a trade from New England on Aug. 25, 2009.
- Played in 92 career regular-season games (20 starts) in eight seasons with New England (2002-08) and Tampa Bay (2001-02).
- Started 25 games in his regular-season and playoff career with the Patriots at five different positions—10 games at center, seven games at right guard, five games at left guard, two games at fullback and one game at tight end.
- Registered 342 career knockdowns as a three-year starter and all-Big 12 performer at right guard at the University of Nebraska.
- Selected by Tampa Bay in the fifth round (151st overall) of the 2001 NFL Draft.

CAREER TRANSACTIONS: Signed by Tampa Bay as a draft choice 7/18/01; Waived by Tampa Bay 9/18/02; Signed by Tampa Bay 9/24/02; Waived by Tampa Bay 9/30/02; Signed by Tampa Bay (practice squad) 10/2/02; Waived by Tampa Bay from practice squad 10/15/02; Signed by New England (practice squad) 10/21/02; Signed by New England (active roster) 11/16/02; Waived by New England 8/31/03; Signed by New England (practice squad) 9/2/03; Signed by New England (active roster) 9/13/03; Traded to Denver 8/25/09.



2008: Hochstein played in the final 15 games and started the last two games of the season at fullback while seeing significant playing time at tight end... Helped serve as a lead blocker as the Patriots totaled 351 rushing yards in their final two games... Played in a reserve role at center and right guard in various contests throughout the season.

2007: Hochstein played all 16 regular-season games and started a career-high eight contests (7 games at right guard and 1 game at center)... Also played in three postseason contests, including Super Bowl XLII vs. NYG (2/3)... Was part of a Patriots offensive line that allowed just 21 sacks, the fewest for the franchise in 30 years and the fewest in team history for a 16-game season... Helped the Patriots set all-time NFL records with 589 points and 75 touchdowns.

2006: Hochstein played in 13 regular-season games as well as three postseason contests in various positions along the offensive front.

2005: Hochstein played in all 16 games and started the final seven regular-season contests and both playoff games at center... Helped the Patriots exceed 130 rushing yards in four of his seven regular-season starts.

2004: Hochstein participated in all 16 games, starting the first two contests at left guard and contributing on special teams units and other positions along the offensive front... Played in all three postseason contests, including Super Bowl XXXIX vs. Phi. (2/6), and started the AFC Championship Game at Pit. (1/23) as a third tight end.

2003: Hochstein played 14 regular-season games (1 start) after being signed from the practice squad on Sept. 14... Also played in three postseason contests (2 starts), opening at left guard in the AFC Championship Game vs. Ind. (1/18) and in Super Bowl XXXVIII vs. Car. (2/1).

2002: Hochstein contributed on special teams in Tampa Bay's season opener vs. N.O. (9/8) and was listed as inactive at Bal. (9/15)...Was waived on Oct. 15 before being signed to New England's practice squad on Oct 21. Signed to the Patriots' active roster on Nov. 16 and contributed at right guard and on special teams vs. Min. (11/24).

2001: Selected by the Buccaneers in the fifth round (151st overall) of the 2001 NFL Draft, Hochstein was listed as inactive for all 16 games and one playoff contest for Tampa Bay.

COLLEGE: Hochstein was a three-year start at right guard at the University of Nebraska where he registered 342 career knockdown blocks and earned All-Big 12 honors for three consecutive seasons... Earned first-team All-America honors from *The Sporting News* and was a consensus all-conference selection as a senior in 2000... Named the recipient of the Cletus Fischer Native Son award, given annually to the top college football player in the state of Nebraska.

PERSONAL: Hochstein played on the defensive line and at middle linebacker at Cedar Catholic High School in Hartington, Neb., where he garnered All-America honors from *Blue Chip Illustrated*... Totaled 309 career tackles, 18 sacks, eight fumble recoveries and two interceptions in his prep career... Russ Hochstein, who graduated with a degree in business management from Nebraska, was born on Oct. 7, 1977.


HOCHSTEIN'S REGULAR SEASON RECORD

Year	Club	G	S
2001	Tampa Bay	0	0
2002	T.B./N.E.	2	0
2003	New England	14	1
2004	New England	16	2
2005	New England	16	7
2006	New England	13	0
2007	New England	16	8
2008	New England	15	2
CAREER TOTALS		92	20

ADDITIONAL STATISTICS: Recovered a fumble vs. N.Y. Jets (11/12/06).

HOCHSTEIN'S POSTSEASON RECORD

Year	Club	G	S
2003	New England	3	2
2004	New England	3	1
2005	New England	2	2
2006	New England	3	0
2007	New England	3	0
CAREER TOTALS		14	5



VONNIE HOLLIDAY

6-5 • 285 • 12TH YR. • NORTH CAROLINA

BORN: Dec. 11, 1975, in Camden, S.C.

HIGH SCHOOL: Camden High School, Camden, S.C.

ACQUIRED: Free Agent, 2009

NFL YEAR: 12th • **YEAR WITH BRONCOS:** 1st

NFL GAMES PLAYED/STARTED: 151/141 • **POSTSEASON:** 6/6

DEFENSIVE LINEMAN



HOLLIDAY AT A GLANCE:

- A 12th-year defensive lineman who has totaled 55 sacks among his 508 career tackles (355 solo) in 151 games (141 starts) for Green Bay (1998-2002), Kansas City (2003-04) and Miami (2005-08).
- Enters 2009 ranked 15th among active defensive linemen in sacks (55) since 1998.
- Signed by Denver as a free agent on Sept. 5, 2009.
- Received first-team all-Atlantic Coast Conference recognition as a senior at North Carolina after registering 64 tackles and five sacks.
- Selected by Green Bay in the first round (19th overall) of the 1998 NFL Draft.

CAREER TRANSACTIONS: Signed by Green Bay as a draft choice 6/15/98; Signed by Kansas City as unrestricted free agent 4/8/03; Placed on injured reserve (groin) 12/24/04; Signed by Miami 3/7/05; Signed by Denver 9/5/09.



2008: Holliday played in all 16 of Miami's games (15 starts)... Aided one of the NFL's most remarkable turn-arounds, helping the Dolphins claim the AFC East championship with an 11-5 record after finishing the 2007 season 1-15... Amassed 46 tackles (29 solo), 3.5 sacks (14 yds.), one pass defended and one fumble recovery... Led the club's defensive line with 46 tackles and 3.5 sacks... Registered a season-best seven tackles (5 solo) vs. Bal. (10/19)... Posted four tackles (3 solo) and 1.5 sacks (4 yds.) vs. Sea. (11/9)... Contributed four tackles (2 solo) and 1.5 sacks (6 yds.) for the second-straight week vs. Oak. (11/16).

2007: Holliday started all 12 games played for Miami and registered 42 tackles, two sacks, one pass defended and one forced fumble... Recorded his first sack of the year at NYJ (9/23), surpassing the 50-sack plateau for his career... Suffered an ankle injury early in the game vs. Oak. (9/30) and was inactive for four weeks... Credited with three stops and one forced fumble vs. Buf. (11/11)... Totaled five tackles and one sack on *Monday Night Football* at Pit. (11/26).

2006: Holliday started all 16 games for Miami at defensive tackle, marking the second-straight year and fifth time in his career he opened every game... Placed fourth on the club and led the team's defensive lineman with 66 tackles while finishing second on the team with seven sacks... Recorded one pass defended and one fumble recovery during the season... Totaled eight tackles and one sack in the season opener at Pit. (9/8)... Posted his ninth multi-sack effort with a season-best two sacks and recovered one fumble on Thanksgiving Day at Det. (11/23)... Accounted for a season-high 10 tackles at Buf. (12/17).

2005: Holliday started all 16 of Miami's games at defensive tackle and recorded 56 tackles, five sacks, six passes defended and two fumble recoveries in his first season primarily playing defensive tackle... Finished fourth on the Dolphins with five sacks... Collected a season-high six tackles and his first sack as a Dolphin at N.O. (10/30)... Added five stops and two sacks at Oak. (11/27), marking the eighth multi-sack effort of his career... Posted sacks at S.D. (12/11) and vs. Ten. (12/24)... Recovered one fumble against the Titans.

2004: Holliday played in only nine games (3 starts) due to injuries, but recorded 13 tackles and a pair of passes defended before being placed on injured reserve (groin injury) for the final two weeks of the season.

2003: Holliday, who joined Kansas City as an unrestricted free agent on April 8, started all 16 of the Chiefs' games and posted 80 tackles (39 solo), a team-best 5.5 sacks, one forced fumble and three passes defended... Recorded three tackles in Divisional Playoff game vs. Ind. (1/11)... Sacked Drew Brees three times, recording his second-highest single-game sack total of his career in his Kansas City debut vs. S.D. (9/7)... Earned a season-best nine tackles at Min. (12/20).

2002: Holliday started all 10 games played for Green Bay... Inactive for six games due to injury, including four games with a torn pectoral muscle and two games due to a knee injury... Totaled 26 tackles, six sacks, one interception, three forced fumbles and four passes defended on the year... Intercepted a Jeff Garcia pass at S.F. (12/15)... Named NFC Defensive Player of the Week after setting a Packers single-game sack record (5) and forcing three fumbles vs. Buf. (12/22).

2001: Holliday started all 16 games played for Green Bay and tallied a career-high 81 tackles, seven sacks, a personal-best three fumble recoveries, one forced fumble and three passes defended... His 81 tackles led all Packers linemen on the year while his seven sacks ranked second on the squad... Amassed nine tackles in two

postseason games, including five in an NFC Wild Card Game vs. S.F. (1/13)... Tied a career high with 10 tackles vs. T.B. (11/4)... Also recorded 10 tackles and a season-best two sacks at Ten. (12/16).

2000: Holliday played in 12 games (9 starts) for Green Bay, totaling 47 tackles, five sacks, one interception and four passes defended... Inactive for four games with hamstring and ankle injuries... Snagged first career interception at Buf. (9/10), picking off Rob Johnson... Recorded a season-best two sacks vs. T.B. (12/24).

1999: Holliday started all 16 of Green Bay's games for the first time in his career and totaled 67 tackles, six sacks, one fumble recovery, one forced fumble and a career-best six passes defended... Led all Packers linemen while his six sacks stood second on the squad... Established a career high with 10 tackles at Det. (9/19)... Recorded third multi-sack game of his career vs. Sea. (11/1), taking Jon Kitna down twice.

1998: Selected by Green Bay in the first round (19th overall) of the 1998 NFL Draft, Holliday opened all 12 games played as a rookie... Registered 52 tackles (34 solo), a career-high eight sacks (50 yds.), two fumble recoveries and five passes defended... Named a consensus all-rookie selection after setting the Packers' rookie sack record... Tied Miami's Lorenzo Bromell for the league lead among rookies and placed second on the Packers with eight sacks... Finished second behind Oakland CB Charles Woodson for AP Defensive Rookie of the Year honors and shared *College & Pro Football Newsweekly's* Defensive Rookie of the Year award with Woodson... Named the NFL Defensive Rookie of the Month in September after posting 18 tackles (14 solo), including four sacks for 20 yards, in the first month of his pro career... Added three tackles, including a sack of Steve Young (3 yds.) in an NFC Wild Card Game at S.F. (1/3)... Posted one sack in his NFL debut vs. Det. (9/6)... Earned first multi-sack effort of his career with two sacks at Car. (9/27)... Tallied a season-high seven tackles and two sacks at NYG (11/5)... Suffered an ankle injury at Minnesota (11/22) and was inactive for the final three regular season games.

COLLEGE: Holliday was a four-year letterman at the University of North Carolina where he appeared in 46 games (28 starts) and totaled 162 tackles and 11 sacks... Received all-Atlantic Coast Conference first-team honors as a senior after posting career highs with 64 tackles and five sacks... Named a co-captain in 1997... One of only three true freshman to play in 1994, playing in 10 games and registering 12 tackles.

PERSONAL: Named first-team all-state and the Class 3A Lineman of the Year as a senior at Camden High School in Camden, S.C.... Three-time all-area and all-conference choice on defense, where he played defensive end, defensive tackle and linebacker... Earned an all-conference selection at tight end... Named South Carolina's Male Professional Athlete of the Year in 1999 by the South Carolina Athletic Hall of Fame... Earned all-conference accolades in basketball, leading his team to the state semi-finals as a senior with a 28-3 record... Three-year letterman in baseball, playing pitcher, catcher, first base and third base... Extremely active in the community through the Vonnie Holliday Foundation... Cousin, Corey Holliday, played wide receiver at North Carolina and with the Pittsburgh Steelers (1995-97)... Grew up in a household as the only boy among five women, including his mother, grandmother, two sisters and his aunt... Earned a degree in communications... Married to Eboni and the couple has a daughter, Kali, and a son, Joey... Dimetry Giovonni Holliday, was born December 11, 1975 in Camden, S.C.

HOLLIDAY'S REGULAR SEASON RECORD

Year	Club	G	S	UT	A	TT	S-Yds.	I-Yds.	PD	FF	FR	TD-Int.	TD-FR	S	Pts.
1998	Green Bay	12	12	34	18	52	8-50	0-0	5	0	2	0	0	0	0
1999	Green Bay	16	16	47	20	67	6-40	0-0	6	1	1	0	0	0	0
2000	Green Bay	12	9	22	13	35	5-20	1-3	3	0	0	0	0	0	0
2001	Green Bay	16	16	47	25	72	7-45	0-0	6	1	3	0	0	0	0
2002	Green Bay	10	10	18	8	26	6-31	1-3	5	3	0	0	0	0	0
2003	Kansas City	16	16	30	8	38	5.5-50	0-0	2	1	0	0	0	0	0
2004	Kansas City	9	3	12	1	13	0-0	0-0	3	0	0	0	0	0	0
2005	Miami	16	16	36	16	52	5-33	0-0	5	0	2	0	0	0	0
2006	Miami	16	16	45	20	65	7-56	0-0	1	0	1	0	0	0	0
2007	Miami	12	12	33	9	42	2-18	0-0	1	1	0	0	0	0	0
2008	Miami	16	15	31	15	46	3.5-14	0-0	1	0	1	0	0	0	0
CAREER TOTALS		151	141	355	153	508	55-357	2-6	38	7	10	0	0	0	0

HOLLIDAY'S POSTSEASON RECORD

Year	Club	G	S	UT	A	TT	S-Yds.	I-Yds.	PD	FF	FR	TD-Int.	TD-FR	S	Pts.
1998	Green Bay	1	1	2	0	2	1-3	0-0	0	0	0	0	0	0	0
2001	Green Bay	2	2	8	1	9	0-0	0-0	1	0	0	0	0	0	0
2002	Green Bay	1	1	0	0	0	0-0	0-0	0	0	0	0	0	0	0
2003	Kansas City	1	1	0	0	0	0-0	0-0	0	0	0	0	0	0	0
2008	Miami	1	1	0	1	1	0-0	0-0	1	0	0	0	0	0	0
CAREER TOTALS		6	6	10	2	12	1-3	0-0	2	0	0	0	0	0	0

HOLLIDAY'S SINGLE GAME HIGHS

(Postseason in parentheses)

Sacks — 5 vs. Buffalo, 12/22/02 (1 at San Francisco, 1/3/99). **Sack yards** — 34 vs. San Diego, 9/7/03 (3 at San Francisco, 1/3/99). **Interceptions** — 1, twice, last at San Francisco, 12/15/02 (none). **Interception return yards** — 3, twice, last at San Francisco, 12/15/02 (none).

VONNIE HOLLIDAY'S CAREER GAME-BY-GAME

(Victories asterisked)

1998 GREEN BAY (11-5) TACKLES										
Date	Opponent	P/S	UT	A	TT	S-Yds.	I-Yds.	PD	FF	FR
Sep 6	vs. Detroit*	S	2	1	3	1-9	0-0	0	0	0
Sep 13	vs. Tampa Bay*	S	2	2	4	0-0	0-0	1	0	1
Sep 20	at Cincinnati*	S	6	0	6	1-4	0-0	0	0	0
Sep 27	at Carolina*	S	4	1	5	2-7	0-0	2	0	0
Oct 5	vs. Minnesota	S	2	6	8	0-0	0-0	0	0	1
Oct 15	at Detroit	S	1	2	3	0-0	0-0	0	0	0
Oct 25	vs. Baltimore*	S	3	0	3	1-8	0-0	0	0	0
Nov 1	vs. San Francisco*	S	3	2	5	1-5	0-0	1	0	0
Nov 9	at Pittsburgh	S	4	1	5	0-0	0-0	0	0	0
Nov 15	at N.Y. Giants*	S	6	1	7	2-17	0-0	1	0	0
Nov 22	at Minnesota	S	1	2	3	0-0	0-0	0	0	0
Nov 29	vs. Philadelphia*				INACTIVE					
Dec 7	at Tampa Bay	S	0	0	0	0-0	0-0	0	0	0
Games 14-16 INACTIVE										
Regular Season Totals		12/12	34	18	52	8-50	0-0	5	0	2
Jan 3	at San Francisco [§]	S	2	0	2	1-3	0-0	0	0	0
Postseason Totals		1/1	2	0	2	1-3	0-0	0	0	0

[§]NFC Wild Card Game

1999 GREEN BAY (8-8) TACKLES										
Date	Opponent	P/S	UT	A	TT	S-Yds.	I-Yds.	PD	FF	FR
Sep 12	vs. Oakland*	S	2	1	3	0-0	0-0	1	0	0
Sep 19	at Detroit	S	4	6	10	0-0	0-0	0	0	0
Sep 26	vs. Minnesota*	S	2	1	3	0-0	0-0	1	0	0
Oct 10	vs. Tampa Bay*	S	5	0	5	0-0	0-0	0	0	0
Oct 17	at Denver	S	7	1	8	0-0	0-0	1	0	0
Oct 24	at San Diego*	S	2	0	2	1-3	0-0	0	0	0
Nov 1	vs. Seattle	S	5	1	6	2-19	0-0	0	0	0
Nov 7	vs. Chicago	S	1	2	3	0-0	0-0	0	0	0
Nov 14	at Dallas	S	2	1	3	0-0	0-0	0	1	1
Nov 21	vs. Detroit*	S	3	1	4	0-0	0-0	0	0	0
Nov 29	at San Francisco*	S	4	1	5	1-9	0-0	2	0	0
Dec 5	at Chicago*	S	1	0	1	1-5	0-0	1	0	0
Dec 12	vs. Carolina	S	2	0	2	0-0	0-0	0	0	0
Dec 20	at Minnesota	S	1	2	3	0-0	0-0	0	0	0
Dec 26	at Tampa Bay	S	0	3	3	0-0	0-0	0	0	0
Jan 2	vs. Arizona*	S	6	0	6	1-4	0-0	0	0	0
Regular Season Totals		16/16	47	20	67	6-40	0-0	6	1	1

2000 GREEN BAY (9-7) TACKLES										
Date	Opponent	P/S	UT	A	TT	S-Yds.	I-Yds.	PD	FF	FR
Sep 3	vs. N.Y. Jets	S	1	5	6	0-0	0-0	0	0	0
Sep 10	at Buffalo	S	3	1	4	0-0	1-3	1	0	0
Sep 17	vs. Philadelphia*	S	1	0	1	0-0	0-0	0	0	0
Sep 24	at Arizona*	S	0	0	0	0-0	0-0	0	0	0
Games 5-7 INACTIVE										
Oct 29	at Miami	P	3	0	3	1-2	0-0	0	0	0
Nov 6	vs. Minnesota*	S	3	2	5	1-6	0-0	0	0	0
Nov 12	at Tampa Bay				INACTIVE					
Nov 19	vs. Indianapolis*	P	0	0	0	0-0	0-0	0	0	0
Nov 27	at Carolina	P	0	0	0	0-0	0-0	0	0	0
Dec 3	at Chicago*	S	4	3	7	0-0	0-0	0	0	0
Dec 10	vs. Detroit*	S	1	1	2	0-0	0-0	1	0	0
Dec 17	at Minnesota*	S	1	1	2	1-3	0-0	1	0	0
Dec 24	vs. Tampa Bay*	S	5	0	5	2-9	0-0	0	0	0
Regular Season Totals		12/9	22	13	35	5-20	1-3	3	0	0

2001 GREEN BAY (12-4) TACKLES										
Date	Opponent	P/S	UT	A	TT	S-Yds.	I-Yds.	PD	FF	FR
Sep 9	vs. Detroit*	S	4	2	6	2-12	0-0	0	0	0
Sep 24	vs. Washington*	S	3	0	3	1-7	0-0	0	0	0
Sep 30	at Carolina*	S	3	0	3	0-0	0-0	1	0	0
Oct 7	at Tampa Bay	S	2	0	2	0-0	0-0	2	0	0
Oct 14	vs. Baltimore*	S	1	2	3	0-0	0-0	0	0	0
Oct 21	at Minnesota	S	2	0	2	0-0	0-0	0	0	0
Nov 4	vs. Tampa Bay*	S	2	8	10	1-5	0-0	0	0	0
Nov 11	at Chicago*	S	7	0	7	0-0	0-0	0	0	0
Nov 18	vs. Atlanta	S	1	1	2	0-0	0-0	0	0	0
Nov 22	at Detroit*	S	1	3	4	0-0	0-0	2	0	0
Dec 3	at Jacksonville*	S	4	0	4	1-8	0-0	0	0	0
Dec 9	vs. Chicago*	S	1	1	2	0-0	0-0	0	0	0
Dec 16	at Tennessee	S	9	1	10	2-13	0-0	1	1	2
Dec 23	vs. Cleveland*	S	3	1	4	0-0	0-0	0	0	0
Dec 30	vs. Minnesota*	S	3	2	5	0-0	0-0	0	0	0
Jan 6	at N.Y. Giants*	S	1	4	5	0-0	0-0	0	0	1
Regular Season Totals		16/16	47	25	72	7-45	0-0	6	1	3
Jan 13	vs. San Francisco* [§]	S	4	1	5	0-0	0-0	0	0	0
Jan 20	at St. Louis [†]	S	4	0	4	0-0	0-0	1	0	0
Postseason Totals		2/2	8	1	9	0-0	0-0	1	0	0

[§]NFC Wild Card Game; [†]NFC Divisional Playoff Game

2002 GREEN BAY (12-4) TACKLES										
Date	Opponent	P/S	UT	A	TT	S-Yds.	I-Yds.	PD	FF	FR
Sep 8	vs. Atlanta*	S	2	0	2	1-3	0-0	0	0	0
Sep 15	at New Orleans	S	5	1	6	0-0	0-0	0	0	0
Sep 22	at Detroit*	S	3	0	3	0-0	0-0	1	0	0
Games 4-7 INACTIVE										
Nov 4	vs. Miami*	S	1	1	2	0-0	0-0	1	0	0
Games 9-10 INACTIVE										
Nov 24	at Tampa Bay	S	0	1	1	0-0	0-0	1	0	0
Dec 1	vs. Chicago*	S	0	0	0	0-0	0-0	0	0	0
Dec 8	vs. Minnesota*	S	1	2	3	0-0	0-0	0	0	0
Dec 15	at San Francisco*	S	0	1	1	0-0	1-3	1	0	0
Dec 22	vs. Buffalo*	S	5	2	7	5-28	0-0	1	3	0
Dec 29	at N.Y. Jets	S	1	0	1	0-0	0-0	0	0	0
Regular Season Totals		10/10	18	8	26	6-31	1-3	5	3	0
Jan 4	vs. Atlanta [§]	S	0	0	0	0-0	0-0	0	0	0
Postseason Totals		1/1	0	0	0	0-0	0-0	0	0	0

[§]NFC Wild Card Game

2003 KANSAS CITY (13-3) TACKLES										
Date	Opponent	P/S	UT	A	TT	S-Yds.	I-Yds.	PD	FF	FR
Sep 7	vs. San Diego*	S	5	0	5	3-34	0-0	1	0	0
Sep 14	vs. Pittsburgh*	S	1	0	1	0-0	0-0	0	0	0
Sep 21	at Houston*	S	2	0	2	1-9	0-0	0	0	0
Sep 28	at Baltimore*	S	0	1	1	0-0	0-0	0	0	0
Oct 5	vs. Denver*	S	1	0	1	0-0	0-0	0	0	0
Oct 12	at Green Bay*	S	0	4	4	0-0	0-0	0	0	0
Oct 20	at Oakland*	S	1	0	1	0-0	0-0	1	0	0
Oct 26	vs. Buffalo*	S	1	0	1	0-0	0-0	0	0	0
Nov 9	vs. Cleveland*	S	1	0	1	0-0	0-0	0	1	0
Nov 16	at Cincinnati	S	3	0	3	1-6	0-0	0	0	0
Nov 23	vs. Oakland*	S	3	1	4	0.5-1	0-0	0	0	0
Nov 30	at San Diego*	S	4	0	4	0-0	0-0	0	0	0
Dec 7	at Denver	S	0	1	1	0-0	0-0	0	0	0
Dec 14	vs. Detroit*	S	3	1	4	0-0	0-0	0	0	0
Dec 20	at Minnesota	S	3	0	3	0-0	0-0	0	0	0
Dec 28	vs. Chicago*	S	2	0	2	0-0	0-0	0	0	0
Regular Season Totals		16/16	30	8	38	5.5-50	0-0	2	1	0
Jan 11	vs. Indianapolis [†]	S	0	0	0	0-0	0-0	0	0	0
Postseason Totals		1/1	0	0	0	0-0	0-0	0	0	0

[†]AFC Divisional Playoff Game



BRANDON LLOYD
 6-0 • 194 • 7TH YR. • ILLINOIS
 BORN: July 5, 1981, in Kansas City, Mo.
 HIGH SCHOOL: Blue Springs High School, Blue Springs, Mo.
 ACQUIRED: Free Agent, 2009
 NFL YEAR: 7th • YEAR WITH BRONCOS: 1st
 NFL GAMES PLAYED/STARTED: 79/47
WIDE RECEIVER



84

LLOYD AT A GLANCE:

- A seventh-year wide receiver who joined the Broncos as a free agent on June 15, 2009, after totaling 156 catches for 2,253 yards and 15 touchdowns in his first six seasons with Chicago (2008), Washington (2006-07) and San Francisco (2003-05).
- Tied for second among all players with three successful two-point conversions since 2003.
- Topped 100 receiving yards in a game four times during his NFL career, including a career-high 142 yards against Dallas on Sept. 25, 2005.
- Completed his career at the University of Illinois ranked second in school history in receiving yards (2,583) and receiving touchdowns (21).
- Spent his first three NFL seasons with San Francisco before he was traded to Washington on March 13, 2006.
- Joined the Broncos as a free agent on June 15, 2009.
- Selected by San Francisco in the fourth round (124th overall) of the 2003 NFL Draft.

CAREER TRANSACTIONS: Signed by San Francisco as a draft choice 7/25/03; Traded to Washington 3/13/06; Released by Washington 2/26/08; Signed by Chicago 3/7/08; Signed by Denver 6/15/09.



2008: Lloyd, who joined Chicago as an unrestricted free agent on March 7, played in 11 games (5 starts) and caught 26 passes for 364 yards with two touchdowns... Returned a blocked punt nine yards for a touchdown at Car. (9/14)... Posted six catches for 124 yards, a touchdown and a two-point conversion vs. T.B. (9/21).

2007: Lloyd played in eight games (1 start) before being placed on injured reserve on Nov. 15 due to a shoulder injury.

2006: Lloyd was traded on March 13 to Washington in exchange for a 2006 third-round draft pick and a 2007 fourth round draft pick... Pulled in 23 receptions for 365 yards for a career-high 15.9 yards-per catch with the Redskins.

2005: Lloyd registered career highs and paced the 49ers in receptions (48) and receiving yards (733) in 16 games (15 starts)... Posted a team-high five touchdown catches including a career-long 89-yard scoring grab... Posted single-game personal bests in receiving yards (142) and career-long reception (89t) vs. Dal. (9/25).

2004: Lloyd placed third on San Francisco with 43 catches for 565 yards (13.1 avg.) in 13 games (13 starts)... Posted a career-high six scoring catches to lead the 49ers... Added a two-point conversion vs. Ari. (10/10)... Declared inactive for Games 3-4 with a hamstring injury and Game 16 with a foot injury.

2003: Selected by San Francisco in the fourth round (124th overall) of the 2003 NFL Draft, Lloyd appeared in all 16 contests (1 start) for the 49ers and caught 14 passes for 212 yards and two touchdowns... Led the team with 15.1 yards per catch... Blocked a punt vs. Chi. (9/7)... Added a two-point conversion catch at Phi. (12/21)... Made first pro start vs. Sea. (12/27).

COLLEGE: Lloyd was a three-year letterwinner at the University of Illinois, where he finished his career ranked second in school history in receiving yards (2,583) and receiving touchdowns (21)... Ranked third in school history with 160 career receptions... Joined David Williams (1984-85) as the only players in school history to gain over 1,000 yards receiving in a single season twice in a career (2001-02)... Earned second-team all-Big Ten

LLOYD ON TWO-POINT CONVERSIONS

TWO POINT CONVERSION LEADERS, NFL, SINCE 2003

Player (Years)	2-Pt. Cnv.	TD	Tot. Pts.
1. Todd Heap, Bal.	4	23	146
2. Brandon Lloyd, Chi./Was./S.F.	3	16	102
Reggie Bush, N.O.	3	24	150
Marshall Faulk, Stl.	3	16	102
Brian Finneran, Atl.	3	7	48

Conference honors as a redshirt junior in 2002 after hauling in 65 receptions (tied for 5th-most in a single season in school history) for 1,010 yards (5th) and nine touchdowns (3rd)... Named a consensus first-team all-Big Ten selection as a redshirt sophomore in 2001 when he caught 65 passes for 1,062 yards (4th most in Illini history) and 10 touchdown receptions, which is tied for the most in a single season in school history.

PERSONAL: Lloyd was a three-time all-Suburban Big 8 Conference selection at Blue Springs High School in Blue Springs, Mo.... Chosen as an all-state performer by the *St. Louis Post-Dispatch*... Contributed as a cornerback, wide receiver, kicker and punter in high school... Earned three letters in football, four in track and one in basketball... Wants to pursue broadcasting and interned at Fox Sports Midwest during the summer of 2002... Majored in speech communications with an emphasis in journalism at Illinois... Brandon Matthew Lloyd was born on July 5, 1981, in Kansas City, Mo.

LLOYD'S REGULAR SEASON RECORD

Year	Club	G	S	No.	RECEIVING				TD	TDr	SCORING			
					Yds.	Avg.	LG	TD			TDp	TDrt	2pt	Pts.
2003	San Francisco	16	1	14	212	15.1	44	2	2	0	2	0	1	14
2004	San Francisco	13	13	43	565	13.1	52	6	6	0	6	0	1	38
2005	San Francisco	16	15	48	733	15.3	89t	5	5	0	5	0	0	30
2006	Washington	15	12	23	365	15.9	52	0	0	0	0	0	0	0
2007	Washington	8	1	2	14	7.0	9	0	0	0	0	0	0	0
2008	Chicago	11	5	26	364	14.0	32	2	3	0	2	1	1	20
CAREER TOTALS		79	47	156	2,253	14.4	89t	15	16	0	15	1	3	102

ADDITIONAL STATISTICS: Miscellaneous tackles — 2004 (1), 2005 (3), 2008 (1), TOTAL (5). Kick Returns — 2008 (2 for 32 yds., 16.0 avg., 21 LG), TOTAL (2 for 32 yds., 16.0 avg., 21 LG). Fumbles — Recovered a fumble vs. Seattle, 12/27/03. Returned a blocked punt 9 yards for a touchdown at Carolina, 9/14/08.

LLOYD'S SINGLE-GAME HIGHS

(Postseason in parentheses)

Receptions — 7, twice, last vs. Seattle, 11/20/05 (none). **Receiving yards** — 142 vs. Dallas, 9/25/05 (none). **Longest reception** — 89t vs. Dallas, 9/25/05 (none). **Receiving touchdowns** — 2 vs. Dallas, 9/25/05 (none).

BRANDON LLOYD'S CAREER GAME-BY-GAME

(Victories asterisked)

2003 SAN FRANCISCO (7-9)				RECEIVING				SCORING			
Date	Opponent	P/S	No.	Yds.	Avg.	LG	TD	2pt.	Pts.		
Sep 7	vs. Chicago*	P	0	0	0.0	—	0	0	0		
Sep 14	at St. Louis	P	0	0	0.0	—	0	0	0		
Sep 21	vs. Cleveland	P	0	0	0.0	—	0	0	0		
Sep 28	at Minnesota	P	0	0	0.0	—	0	0	0		
Oct 5	vs. Detroit*	P	1	26	26.0	26	0	0	0		
Oct 12	at Seattle	P	0	0	0.0	—	0	0	0		
Oct 19	vs. Tampa Bay*	P	0	0	0.0	—	0	0	0		
Oct 26	at Arizona	P	0	0	0.0	—	0	0	0		
Nov 2	vs. St. Louis*	P	2	35	17.5	27t	1	0	6		
Nov 17	vs. Pittsburgh*	P	3	15	5.0	7	0	0	0		
Nov 23	at Green Bay	P	0	0	0.0	—	0	0	0		
Nov 30	at Baltimore	P	1	32	32.0	32	0	0	0		
Dec 7	vs. Arizona*	P	1	6	6.0	6	0	0	0		
Dec 14	at Cincinnati	P	1	2	2.0	2	0	0	0		
Dec 21	at Philadelphia*	P	2	33	16.5	33t	1	1	8		
Dec 27	vs. Seattle	S	3	63	21.0	44	0	0	0		
Regular Season Totals			16/1	14	212	15.1	44	2	1	14	

2004 SAN FRANCISCO (2-14)				RECEIVING				SCORING			
Date	Opponent	P/S	No.	Yds.	Avg.	LG	TD	2pt.	Pts.		
Sep 12	vs. Atlanta	S	4	29	7.3	14	0	0	0		
Sep 19	at New Orleans	S	1	7	7.0	7	0	0	0		
Games 3-4 INACTIVE											
Oct 10	vs. Arizona*	S	5	56	11.2	23t	1	1	8		
Oct 17	at N.Y. Jets	S	6	93	15.5	33t	1	0	6		
Oct 31	at Chicago	S	5	63	12.6	18	0	0	0		
Nov 7	vs. Seattle	S	4	75	18.8	39t	1	0	6		
Nov 14	vs. Carolina	S	5	62	12.4	30t	1	0	6		
Nov 21	at Tampa Bay	S	1	7	7.0	7	0	0	0		
Nov 28	vs. Miami	S	2	15	7.5	8	0	0	0		
Dec 5	at St. Louis	S	2	64	32.0	52	0	0	0		
Dec 12	at Arizona*	S	2	18	9.0	13	1	0	6		
Dec 18	vs. Washington	S	4	51	12.8	17t	1	0	6		
Dec 26	vs. Buffalo	S	2	25	12.5	14	0	0	0		
Jan 2	at New England										
INACTIVE											
Regular Season Totals			13/13	43	565	13.1	52	6	0	36	

2005 SAN FRANCISCO (4-12)			RECEIVING					SCORING		
Date	Opponent	P/S	No.	Yds.	Avg.	LG	TD	2pt.	Pts.	
Sep 11	vs. St. Louis*	S	3	65	21.7	35t	1	0	0	6
Sep 18	at Philadelphia	P	3	17	5.7	9	0	0	0	0
Sep 25	vs. Dallas	S	4	142	35.5	89t	2	0	12	
Oct 2	at Arizona	S	7	102	14.6	28	0	0	0	0
Oct 9	vs. Indianapolis	S	0	0	0.0	—	0	0	0	0
Oct 23	at Washington	S	2	43	21.5	43	0	0	0	0
Oct 30	vs. Tampa Bay*	S	2	18	9.0	10	0	0	0	0
Nov 6	vs. N.Y. Giants	S	1	13	13.0	13	0	0	0	0
Nov 13	at Chicago	S	1	28	28.0	28	0	0	0	0
Nov 20	vs. Seattle	S	7	119	17.0	44	1	0	6	
Nov 27	at Tennessee	S	3	30	10.0	13	0	0	0	0
Dec 4	vs. Arizona	S	5	47	9.4	12	0	0	0	0
Dec 11	at Seattle	S	3	37	12.3	14	0	0	0	0
Dec 18	at Jacksonville	S	1	6	6.0	6	0	0	0	0
Dec 24	at St. Louis*	S	2	18	9.0	10	0	0	0	0
Jan 1	vs. Houston*	S	4	48	12.0	14t	1	0	6	
Regular Season Totals			16/15	48	733	15.3	89t	5	0	30

2006 WASHINGTON (5-11)			RECEIVING					SCORING		
Date	Opponent	P/S	No.	Yds.	Avg.	LG	TD	2pt.	Pts.	
Sep 11	vs. Minnesota	S	0	0	0.0	—	0	0	0	0
Sep 17	at Dallas	S	1	6	6.0	6	0	0	0	0
Sep 24	at Houston*	S	2	20	10.0	11	0	0	0	0
Oct 1	vs. Jacksonville*	S	3	49	16.3	33	0	0	0	0
Oct 8	at N.Y. Giants	S	0	0	0.0	—	0	0	0	0
Oct 15	vs. Tennessee	S	1	52	52.0	52	0	0	0	0
Oct 22	at Indianapolis	S	4	37	9.3	12	0	0	0	0
Nov 5	vs. Dallas*	S	2	26	13.0	17	0	0	0	0
Nov 12	at Philadelphia	S	2	47	23.5	43	0	0	0	0
Nov 19	at Tampa Bay	S	2	24	12.0	19	0	0	0	0
Nov 26	vs. Carolina*	S	1	8	8.0	8	0	0	0	0
Dec 3	vs. Atlanta	S	2	26	13.0	15	0	0	0	0
Dec 10	vs. Philadelphia	P	1	40	40.0	40	0	0	0	0
Dec 17	at New Orleans*	P	2	30	15.0	15	0	0	0	0
Dec 24	at St. Louis	P	0	0	0.0	—	0	0	0	0
Dec 30	vs. N.Y. Giants		INACTIVE							
Regular Season Totals			15/12	23	365	15.9	52	0	0	0

2007 WASHINGTON (9-7)			RECEIVING					SCORING		
Date	Opponent	P/S	No.	Yds.	Avg.	LG	TD	2pt.	Pts.	
Sep 9	vs. Miami*	S	0	0	0.0	—	0	0	0	0
Sep 17	at Philadelphia*	P	0	0	0.0	—	0	0	0	0
Sep 23	vs. N.Y. Giants	P	0	0	0.0	—	0	0	0	0
Oct 7	vs. Detroit*	P	1	9	9.0	9	0	0	0	0
Oct 14	at Green Bay	P	0	0	0.0	—	0	0	0	0
Oct 21	vs. Arizona*	P	0	0	0.0	—	0	0	0	0
Oct 28	at New England	P	1	5	5.0	5	0	0	0	0
Nov 4	at N.Y. Jets*		INACTIVE							
Nov 11	vs. Philadelphia	P	0	0	0.0	—	0	0	0	0
Games 10-16			RESERVE/INJURED (SHOULDER)							
Regular Season Totals			8/1	2	14	7.0	9	0	0	0

2008 CHICAGO (9-7)			RECEIVING					SCORING		
Date	Opponent	P/S	No.	Yds.	Avg.	LG	TD	2pt.	Pts.	
Sep 7	at Indianapolis*	S	2	26	13.0	18	0	0	0	0
Sep 14	at Carolina	S	5	66	13.2	32	0	0	0	0
Sep 21	vs. Tampa Bay	S	6	124	20.7	27	1	1	8	
Sep 28	vs. Philadelphia*	S	2	33	16.5	24	0	0	0	0
Games 5-9			INACTIVE							
Nov 16	at Green Bay	P	2	17	8.5	9	0	0	0	0
Nov 23	at St. Louis*	P	1	3	3.0	3	0	0	0	0
Nov 30	at Minnesota	P	1	24	24.0	24	0	0	0	0
Dec 7	vs. Jacksonville*	P	0	0	0.0	—	0	0	0	0
Dec 11	vs. New Orleans*	P	2	21	10.5	15	0	0	0	0
Dec 22	vs. Green Bay*	S	1	16	16.0	16	0	0	0	0
Dec 28	at Houston	P	4	34	8.5	13	1	0	6	
Regular Season Totals			11/5	26	364	14.0	32	2	1	14



LE KEVIN SMITH

6-3 • 308 • 4TH YR. • NEBRASKA

BORN: July 21, 1982, in Macon, Ga.

HIGH SCHOOL: Stratford Academy, Macon, Ga.

ACQUIRED: Trade (New England), 2009

NFL YEAR: 4th • YEAR WITH BRONCOS: 1st

NFL GAMES PLAYED/STARTED: 31/0 • POSTSEASON: 2/0

DEFENSIVE LINEMAN




SMITH AT A GLANCE:

- A fourth-year defensive lineman in his first season with the Broncos who totaled 25 tackles during the last three years with the Patriots.
- Posted a career-best 21 tackles for New England in 2008.
- Acquired from the Patriots on Aug. 17, 2009, in a trade that included undisclosed draft choices.
- Totaled at least 40 tackles in each of his four seasons at the University of Nebraska.
- Started all 12 games for the Cornhuskers at defensive tackle during his senior year.
- Selected by New England in the sixth round (206th overall) of the 2006 NFL Draft.

CAREER TRANSACTIONS: Signed by New England as a draft choice 7/21/06; Traded to Denver 8/17/09.



2008: Smith played in a reserve role along the defensive line for New England and totaled a career-high 21 tackles (10 solo) along with one fumble recovery in 15 games (0 starts)... Played in the season's final 15 games after being inactive in the season opener vs. K.C. (9/7)... Credited with his first career fumble recovery while adding three tackles vs. Den. (10/20)... Tallied a career-high five tackles (3 solo) at Sea. (12/7).

2007: Smith registered a pair of solo defensive tackles and four special-teams stops in 13 games (0 starts) for a Patriots team that became the first in NFL history to post a 16-0 regular-season record... Appeared in two playoff games (0 starts), including Super Bowl XLII vs. NYG (2/3)... Tied for the team lead with two special-teams tackles at Dal. (10/14) and vs. Was. (10/28).

2006: Selected by New England in the sixth round (206th overall) of the 2006 NFL Draft, Smith played in three games and recorded a pair of assisted tackles as a rookie... Dressed, but did not play in two games and was listed as inactive 11 times... Saw limited action as a reserve at nose tackle and collected one tackle vs. Hou. (12/17)... Saw action on the defensive line and posted a tackle at Ten. (12/31).

COLLEGE: Smith started 35-of-49 games played at the University of Nebraska, recording 9.5 sacks (55 yds.) and 36 tackles for losses (112 yds.)... Also posted one interception (14 yds.), three pass breakups and one fumble recovery... Topped the 40-tackle mark in each four of his seasons with the Cornhuskers... Started all 12 games at defensive tackle as a senior and posted 43 tackles (23 solo), including a career-high six sacks (35 yds.).

PERSONAL: Smith attended Stratford Academy in Macon, Ga., where he was named the *USA Today* Georgia Player of the Year and was an All-American according to *SuperPrep* and *Rivals.com*... Helped Stratford win two Class 3A state titles... Was a four-year letterwinner in track, winning three state titles in the discus and two in the shot put... Named to the 2003 Big 12 Commissioner's Academic Honor Roll... Participated in the 2008 Salvation Army Holiday Party at Gillette Stadium with nearly 250 children from the Boston and Providence Salvation Army centers... Graduated from Nebraska in December 2005 with a degree in Construction Management... Le Kevin Smith was born on July 21, 1982, in Macon, Ga.

SMITH'S REGULAR SEASON RECORD

Year	Club	G	S	UT	A	TT	S-Yds.	I-Yds.	PD	FF	FR	TD-Int.	TD-FR	S	Pts.
2006	New England	3	0	0	2	2	0-0	0-0	0	0	0	0	0	0	0
2007	New England	13	0	2	0	2	0-0	0-0	0	0	0	0	0	0	0
2008	New England	15	0	10	11	21	0-0	0-0	0	0	1	0	0	0	0
CAREER TOTALS		31	0	12	13	25	0-0	0-0	0	0	1	0	0	0	0

ADDITIONAL STATISTICS: Special teams tackles — 2007 (4), TOTAL (4).

SMITH'S POSTSEASON RECORD

Year	Club	G	S	UT	A	TT	S-Yds.	I-Yds.	PD	FF	FR	TD-Int.	TD-FR	S	Pts.
2006	New England	0	0	0	0	0	0-0	0-0	0	0	0	0	0	0	0
2007	New England	2	0	0	0	0	0-0	0-0	0	0	0	0	0	0	0
CAREER TOTALS		2	0	0	0	0	0-0	0-0	0	0	0	0	0	0	0

SMITH'S SINGLE GAME HIGHS

(Postseason in parentheses)

Sacks — None (none). **Sack yards** — none (none). **Interceptions** — None (none). **Interception return yards** — None (none).

LE KEVIN SMITH'S CAREER GAME-BY-GAME

(Victories asterisked)

2006 NEW ENGLAND (12-4) TACKLES										
Date	Opponent	P/S	UT	A	TT	S-Yds.	I-Yds.	PD	FF	FR
Games 1-13						INACTIVE				
Dec 17	vs. Houston*	P	0	1	1	0-0	0-0	0	0	0
Dec 24	at Jacksonville*	P	0	0	0	0-0	0-0	0	0	0
Dec 31	at Tennessee*	P	0	1	1	0-0	0-0	0	0	0
Regular Season Totals		3/0	0	2	2	0-0	0-0	0	0	0
Jan 7	vs. N.Y. Jets* [§]					INACTIVE				
Jan 14	at San Diego* [†]					INACTIVE				
Jan 21	at Indianapolis [#]					INACTIVE				
Postseason Totals		0/0	0	0	0	0-0	0-0	0	0	0

[§]AFC Wild Card Game; [†]AFC Divisional Playoff Game; [#]AFC Championship Game

2007 NEW ENGLAND (16-0) TACKLES										
Date	Opponent	P/S	UT	A	TT	S-Yds.	I-Yds.	PD	FF	FR
Sep 9	at N.Y. Jets*	P	0	0	0	0-0	0-0	0	0	0
Sep 16	vs. San Diego*	P	0	0	0	0-0	0-0	0	0	0
Sep 23	vs. Buffalo*	P	0	0	0	0-0	0-0	0	0	0
Oct 1	at Cincinnati*	P	0	0	0	0-0	0-0	0	0	0
Oct 7	vs. Cleveland*	P	0	0	0	0-0	0-0	0	0	0
Oct 14	at Dallas*	P	0	0	0	0-0	0-0	0	0	0
Oct 21	at Miami*	P	1	0	1	0-0	0-0	0	0	0
Oct 28	vs. Washington*	P	0	0	0	0-0	0-0	0	0	0
Nov 4	at Indianapolis*	P	0	0	0	0-0	0-0	0	0	0
Nov 18	at Buffalo*					INACTIVE				
Nov 25	vs. Philadelphia*					INACTIVE				
Dec 3	at Baltimore*	P	0	0	0	0-0	0-0	0	0	0
Dec 9	vs. Pittsburgh*					INACTIVE				
Dec 16	vs. N.Y. Jets*	P	0	0	0	0-0	0-0	0	0	0
Dec 23	vs. Miami*	P	1	0	1	0-0	0-0	0	0	0
Dec 29	at N.Y. Giants	P	0	0	0	0-0	0-0	0	0	0
Regular Season Totals		13/0	2	0	2	0-0	0-0	0	0	0
Jan 12	vs. Jacksonville* [†]	P	0	0	0	0-0	0-0	0	0	0
Jan 20	vs. San Diego* [#]					INACTIVE				
Feb 3	vs. N.Y. Giants [§]	P	0	0	0	0-0	0-0	0	0	0
Postseason Totals		2/0	0	0	0	0-0	0-0	0	0	0

[†]AFC Divisional Playoff Game; [#]AFC Championship Game; [§]Super Bowl XLII

2008 NEW ENGLAND (11-5) TACKLES										
Date	Opponent	P/S	UT	A	TT	S-Yds.	I-Yds.	PD	FF	FR
Sep 7	vs. Kansas City*					INACTIVE				
Sep 14	at N.Y. Jets*	P	0	0	0	0-0	0-0	0	0	0
Sep 21	vs. Miami	P	1	0	1	0-0	0-0	0	0	0
Oct 5	at San Francisco*	P	0	0	0	0-0	0-0	0	0	0
Oct 12	at San Diego	P	0	1	1	0-0	0-0	0	0	0
Oct 20	vs. Denver*	P	1	2	3	0-0	0-0	0	0	1
Oct 26	vs. St. Louis*	P	1	1	2	0-0	0-0	0	0	0
Nov 2	at Indianapolis	P	0	0	0	0-0	0-0	0	0	0
Nov 9	vs. Buffalo*	P	0	0	0	0-0	0-0	0	0	0
Nov 13	vs. N.Y. Jets	P	1	0	1	0-0	0-0	0	0	0
Nov 23	at Miami*	P	0	0	0	0-0	0-0	0	0	0
Nov 30	vs. Pittsburgh	P	1	1	2	0-0	0-0	0	0	0
Dec 7	at Seattle*	P	3	2	5	0-0	0-0	0	0	0
Dec 14	at Oakland*	P	1	1	2	0-0	0-0	0	0	0
Dec 21	vs. Arizona*	P	1	1	2	0-0	0-0	0	0	0
Dec 28	at Buffalo*	P	0	2	2	0-0	0-0	0	0	0
Regular Season Totals		15/0	10	11	21	0-0	0-0	0	0	1



Denver 12, Cincinnati 7

Sunday, Sept. 13, 2009 • 1:02 p.m. EDT • Paul Brown Stadium • Cincinnati

WEATHER: Sunny, 72° F, Wind E 6 mph • TIME: 3:02 • ATTENDANCE: 62,831

Propelled by the longest game-winning touchdown (87 yds.) from scrimmage in the fourth quarter of a game in NFL history, the Denver Broncos earned a 12-7 win against the Cincinnati Bengals in their season opener in front of 62,831 fans at Paul Brown Stadium. The victory marked Josh McDaniels' NFL regular-season head coaching debut as well as the start of the 50th year in team history.

Denver held Cincinnati scoreless for the first 59:22 before running back Cedric Benson's 1-yard touchdown run capped an 11-play, 91-yard drive and gave the Bengals a 7-6 lead. The score left only 38 seconds on the game clock for the Broncos to generate a comeback.

Following the ensuing kickoff, the Broncos' offense held possession at their own 13-yard line. After quarterback Kyle Orton's first pass attempt fell incomplete, he hurled a deep pass to his left intended for wide receiver Brandon Marshall that was batted into the air by Cincinnati cornerback Leon Hall. Stokley caught the deflected pass and turned up field, racing 62 yards untouched for the 87-yard game-winning touchdown.

Orton finished the day completing 17-of-28 (60.7%) passes for 243 yards with one touchdown and no interceptions for a 100.7 passer rating. It marked his fifth career game with at least a 100.0 passer rating.

Denver kicker Matt Prater's long-distance success carried over from 2008 as he succeeded on field goal attempts from 48 and 50 yards. His 48-yarder gave the Broncos as a 3-0 lead as time expired in the first half, and his 50-yard increased their lead to 6-0 with 14 seconds remaining in the third quarter.

Defensively, safety Brian Dawkins led Denver with 11 tackles (7 solo). The Broncos posted three sacks (26 yds.), two interceptions and seven pass breakups while limiting the Bengals to 4.9 yards per play (63-307).

Denver's two interceptions, including the first of linebacker Wesley Woodyard's career, marked its first multiple-interception game in more than a year (11/19/07 vs. Tennessee). Bengals quarterback Carson Palmer was limited to completing 21-of-33 passes for 247 yards with no touchdowns and two interceptions for a 61.0 passer rating.

The play of the Broncos' defense and special teams forced Cincinnati to start nine of its 11 drives inside its territory. The Bengals' average starting field position was their own 23-yard line.

The victory improved the Broncos' all-time record in season openers to 32-17-1 for a .650 winning percentage that is the second best in NFL annals. McDaniels, making a return to his home state of Ohio, improved the record of Denver head coaches in their first game (season openers) to 9-0 with the win.

OFFICIALS:

Referee — Jerome Boger (23); **Umpire** — Carl Paganelli (124); **Head Linesman** — John Schleyer (21); **Line Judge** — Mark Perlman (9); **Side Judge** — Joe Larrew (73); **Field Judge** — Doug Rosenbaum (67); **Back Judge** — Tony Statore (112); **Replay** — Mark Burns.

	1	2	3	4	OT	TOTAL	FIELD GOALS (made /) missed)	
VISITOR	Denver Broncos	0	3	3	6	—	12	
HOME	Cincinnati Bengals	0	0	0	7	—	7	

Team	Qtr	Clock Time	PLAY DESCRIPTION (Extra Point) (Drive Info)	SCORE Visitor Home
BRONCOS	2	0:00	M. Prater 48 yd. Field Goal (9-52, 1:48)	3 0
BRONCOS	3	0:14	M. Prater 50 yd. Field Goal (5-34, 2:15)	6 0
BENGALS	4	0:38	C. Benson 1 yd. run (S. Graham kick) (11-91, 5:43)	6 7
BRONCOS	4	0:11	B. Stokley 87 yd. pass from K. Orton (Pass failed) (2-87, 0:27)	12 7

DENVER BRONCOS

OFFENSE			DEFENSE		
WR 19	E. Royal	LE 98	R. McBean		
LT 78	R. Clady	DT 91	R. Fields		
LG 50	B. Hamilton	RE 90	K. Peterson		
C 62	C. Wiegmann	OLB 57	M. Haggan		
RG 73	R. Hochstein	ILB 55	D. Williams		
RT 74	R. Harris	ILB 54	A. Davis		
TE 89	D. Graham	OLB 92	E. Dumervil		
FB 22	P. Hillis	LCB 24	C. Bailey		
QB 6	K. Orton	RCB 21	A. Goodman		
RB 35	C. Buckhalter	S 23	R. Hill		
WR 10	J. Gaffney	S 20	B. Dawkins		

BRONCOS SUBSTITUTIONS: P 1 B. Kern, K 5 M. Prater, WR 11 K. McKinley, WR 15 B. Marshall, RB 22 P. Hillis, CB 26 J. Williams, RB 27 K. Moreno, S 30 D. Bruton, S 31 D. McBeth, RB 32 L. Jordan, CB 33 A. Smith, LB/DE 56 R. Ayers, ILB 59 W. Woodyard, LS 66 L. Paxton, G 70 S. Olsen, T 76 T. Polumbus, DL 79 M. Thomas, TE 81 R. Quinn, TE 88 T. Scheffler, LB/DE 95 D. Reid, DL 99 V. Holliday. **DID NOT PLAY:** QB 2 C. Simms, LB/FS S. Larsen **INACTIVE:** 3QB 3 T. Brandstater, S 36 J. Barrett, G 73 C. Kuper, DL 75 C. Baker, T 77 B. Gorin, WR 84 B. Lloyd, LB/DE 94 J. Moss, DL 97 L. Smith.

CINCINNATI BENGALS

OFFENSE			DEFENSE		
WR 85	C. Ochocinco	LDE 91	R. Geathers		
LOT 77	A. Whitworth	LDT 94	D. Peko		
LG 62	N. Livings	RDT 99	T. Johnson		
C 64	K. Cook	RDE 98	A. Odum		
RG 63	B. Williams	SLB 58	R. Maulaluga		
ROT 73	A. Collins	MLB 57	Dh. Jones		
TE 86	D. Coats	WLB 55	K. Rivers		
WR 11	L. Coles	LCB 22	J. Joseph		
QB 9	C. Palmer	RCB 29	L. Hall		
HB 32	C. Benson	SS 31	R. Williams		
FB 20	Je. Johnson	FB 42	C. Crocker		

BENGALS SUBSTITUTIONS: P 10 K. Huber, WR 12 Q. Cosby, WR 15 C. Henry, K 17 S. Graham, CB 24 G. Pope, CB 25 M. Trent, HB 28 B. Scott, S 34 K. Hebert, HB 40 B. Leonard, S 41 C. Ndukwe, LS/TE 48 B. St. Louis, LB 52 A. Hodge, LB 53 R. Jeanty, LB 59 B. Johnson, G 66 E. Mathis, DT 68 J. Fanene, OT 74 D. Roland, WR 87 A. Caldwell, TE 88 J. Foschi, DT 90 P. Sims, DE 93 M. Johnson **DID NOT PLAY:** QB 4 J. O'Sullivan, C 50 J. Luigs **INACTIVE:** 3QB 5 J. Palmer, CB 20 Da. Jones, HB 27 D. Dorsey, S 43 T. Nelson, OT 75 S. Kooistra, TE 80 C. Coffman, WR 89 J. Simpson, DE 92 F. Rucker.

FINAL INDIVIDUAL STATISTICS

Denver Broncos											Cincinnati Bengals										
RUSHING			ATT	YDS	AVG	LG	TD			RUSHING			ATT	YDS	AVG	LG	TD				
C. Buckhalter			8	46	5.8	14	0			C. Benson			21	76	3.6	20	1				
K. Moreno			8	19	2.4	8	0			C. Ochocinco			1	8	8.0	8	0				
L. Jordan			2	5	2.5	3	0			B. Leonard			2	6.	3.0	5	0				
K. Orton			1	3	3.0	3	0			C. Palmer			1	2	2.0	2	0				
P. Hillis			1	2	2.0	2	0			K. Huber			1	0	0.0	0	0				
										B. Scott			1	-6	-6.0	-6	0				
TOTAL			20	75	3.8	14	0			TOTAL			27	86	3.2	20	1				
PASSING	ATT	CMP	YDS	TKD/ YD	TD	LG	IN	Rtg.			PASSING	ATT	CMP	YDS	TKD/ YD	TD	LG	IN	Rtg.		
K. Orton	28	17	243	3/16	1	87	0	100.7			C. Palmer	33	21	247	3/26	0	24	2	61.0		
TOTAL	28	17	243	3/16	1	87	0	100.7			TOTAL	33	21	247	3/26	0	24	2	61.0		
PASS RECEIVING			NO	YDS	AVG	LG	TD			PASS RECEIVING			NO	YDS	AVG	LG	TD				
B. Marshall			4	27	6.8	9	0			A. Caldwell			6	54	9.0	14	0				
D. Graham			3	40	13.3	20	0			C. Ochocinco			5	89	17.8	34	0				
J. Gaffney			3	25	8.3	21	0			C. Benson			4	32	8.0	19	0				
E. Royal			2	18	9.0	11	0			B. Leonard			2	24	12.0	18	0				
C. Buckhalter			2	11	5.5	7	0			C. Henry			1	18	18.0	18	0				
B. Stokley			1	87	87.0	87	1			D. Coats			1	16	16.0	16	0				
T. Scheffler			1	29	29.0	29	0			L. Coles			1	11	11.0	11	0				
P. Hillis			1	6	6.0	6	0			J. Foschi			1	3	3.0	3	0				
TOTAL			17	243	14.3	87	1			TOTAL			21	247	11.8	34	0				
INTERCEPTIONS			NO	YDS	AVG	LG	TD			INTERCEPTIONS			NO	YDS	AVG	LG	TD				
T. Scheffler			1	5	5.0	5	0														
W. Woodyard			1	0	0.0	0	0														
TOTAL			2	5	5.0	5	0			TOTAL			0	0	0.0	—	0				
PUNTING	NO	YDS	AVG	NET	TB	IN20	LG			PUNTING	NO	YDS	AVG	NET	TB	IN20	LG				
B. Kern	8	340	42.5	36.4	0	3	56			K. Huber	7	278	39.7	37.3	0	5	55				
TOTAL	8	340	42.5	36.4	0	3	56			TOTAL	7	278	39.7	37.3	0	5	55				
PUNT RETURNS	NO	YDS	AVG	FC	LG	TD			PUNT RETURNS	NO	YDS	AVG	FC	LG	TD						
E. Royal	3	17	5.7	1	10	0			Q. Cosby	5	49	9.8	2	14	0						
[DOWNED]	1	0	0.0	0	—	0			[OUT OF BOUNDS]	1	0	0.0	0	—	0						
[OUT OF BOUNDS]	2	0	0.0	0	—	0															
RETURNS	3	17	5.7	1	10	0			RETURNS	5	49	9.8	2	14	0						
KICKOFF RETURNS			NO	YDS	AVG	FC	LG	TD			KICKOFF RETURNS			NO	YDS	AVG	FC	LG	TD		
E. Royal			1	17	17.0	0	17	0			Q. Cosby			5	49	9.8	2	14	0		
T. Polumbus			1	0	0.0	0	0	0													
RETURNS			2	17	8.5	0	17	0			RETURNS			5	49	9.8	2	14	0		
Denver Broncos	Own		Opp.		Out				Cincinnati Bengals	Own		Opp.		Out							
FUMBLES	Fum	Lost	Rec.	Yds	TD	FF	Rec.	Yds	TD	Bnds	FUMBLES	Fum	Lost	Rec.	Yds	TD	FF	Rec.	Yds	TD	Bnds
T. Polumbus	1	0	0	0	0	0	0	0	0	0	K. Huber	1	0	1	-34	0	0	0	0	0	0
P. Hillis	0	0	1	0	0	0	0	0	0	0											
TOTAL	1	0	1	0	0	0	0	0	0	0	TOTAL	1	0	1	-34	0	0	0	0	0	0

FINAL TEAM STATISTICS

BRONCOS				BENGALS			
TOTAL FIRST DOWNS				10	16	FGs - PATs Had Blocked	
By Rushing				3	4	Net Punting Average	
By Passing				7	12	TOTAL RETURN YARDAGE (Not Including Kickoffs)	
By Penalty				0	0	No. and Yards Punt Returns	
THIRD DOWN EFFICIENCY				3-12-25%	5-15-33%	No. and Yards Kickoff Returns	
FOURTH DOWN EFFICIENCY				0-0-0%	1-2-50%	No. and Yards Interception Returns	
TOTAL NET YARDS				302	307	PENALTIES Number and Yards	
Total Offensive Plays (inc. times thrown passing)				51	63	FUMBLES Number and Lost	
Average gain per offensive play				5.9	4.9	TOUCHDOWNS	
NET YARDS RUSHING				75	86	Rushing	
Total Rushing Plays				20	27	Passing	
Average gain per rushing play				3.8	3.2	EXTRA POINTS Made-Attempts	
Tackles for a loss-number and yards				2-5	3-14	Kicking Made-Attempts	
NET YARDS PASSING				227	221	Passing Made-Attempts	
Times thrown - yards lost attempting to pass				3-16	3-26	FIELD GOALS Made-Attempts	
Gross yards passing				243	247	RED ZONE EFFICIENCY	
PASS ATTEMPTS-COMPLETIONS-HAD INTERCEPTED				28-17-2	33-21-2	GOAL TO GO EFFICIENCY	
Avg gain per pass play (inc.# thrown passing)				7.3	6.1	SAFETIES	
KICKOFFS Number-In End Zone-Touchbacks				3-2-1	2-1-0	FINAL SCORE	
PUNTS Number and Average				8-42.5	7-39.7	TIME OF POSSESSION	
Had Blocked				0	0		

BRONCOS DEFENSIVE STATISTICS

(Press Box Totals)																	
PLAYER	UT	A	TT	S-YDS	I-YDS	PD	FF	FR	PLAYER	UT	A	TT	S-YDS	I-YDS	PD	FF	FR
B. Dawkins	7	4	11	0-0	0-0	0	0	0	R. McBean	1	1	2	0-0	0-0	0	0	0
D. Williams	3	7	10	0-0	0-0	0	0	0	R. Fields	1	1	2	0-0	0-0	0	0	0
A. Davis	5	4	9	1-0	0-0	0	0	0	K. Peterson	0	2	2	0-0	0-0	0	0	0
C. Bailey	1	6	7	0-0	0-0	0	0	0	D. Reid	1	0	1	1-6	0-0	0	0	0
R. Hill	1	6	7	0-0	0-0	0	0	0	L. Jordan	1	0	1	0-0	0-0	0	0	0
A. Smith	1	4	5	0-0	0-0	1	0	0	V. Holiday	1	0	1	0-0	0-0	0	0	0
A. Goodman	3	1	4	0-0	0-0	1	0	0	M. Thomas	1	0	1	0-0	0-0	0	0	0
M. Hagan	2	0	3	1-10	0-0	0	0	0	T. Scheffier	0	1	0	0-0	0-0	0	0	0
C. Dumeroy	2	0	0	0-0	0-0	0	0	0									
W. Woodyard	1	1	2	0-0	1-0	1	0	0	TEAM TOTALS	34	36	70	3-26	2-5	7	0	0



Denver 27, Cleveland 6

Sunday, Sept. 20, 2009 • 2:15 p.m. MDT • INVESCO Field at Mile High • Denver

WEATHER: Partly Cloudy, 82, Wind SW 9 mph • TIME: 2:55 • ATTENDANCE: 73,931

The Denver Broncos improved to 2-0 on the season with a 27-6 win over the Cleveland Browns in front of 73,931 fans at INVESCO Field at Mile High. The victory marked Denver's 10th consecutive win in home openers, a streak that ties for the third longest in NFL history.

Outside linebacker/defensive end Elvis Dumervil tied the Broncos' single-game franchise record with four sacks to lead a defensive effort that held the Browns to 200 yards of offense (3.6 yards per play). Dumervil's four sacks came in the second half, marking the most sacks in a half by an NFL linebacker in eight seasons.

Denver held Cleveland to only 2.6 yards per rush (21-54) and forced three turnovers (1 interception, 2 fumbles). The Broncos' defense posted five three-and-outs and limited the Browns to 3-of-14 (21.4%) success on third downs.

Offensively, the Broncos totaled 186 yards and two touchdowns on 37 rushes (5.0 avg.). Running back Correll Buckhalter had a game-high 76 rushing yards, including a 45-yard touchdown, on nine carries for an 8.4-yard average. Eight different Broncos caught passes from quarterback Kyle Orton, including wide receiver Brandon Stokley, who had a team-high five receptions for 70 yards (14.0 avg.).

After the Broncos' defense held the Browns to a field goal following a Denver fumble on the opening kickoff, Broncos outside linebacker/defensive end Darrell Reid recovered a failed quarterback-center exchange at the Cleveland 9-yard line to provide Denver a short field. Orton capitalized on the good field position, completing a 2-yard touchdown pass to tight end Tony Scheffler to gain a 7-3 lead that the team would not relinquish for the remainder of the contest.

Cleveland answered with a 47-yard field goal to climb within one point, 7-6, but the Browns could not overcome the deficit, as the Broncos' defense held Cleveland scoreless for the final three quarters.

Orton finished the day completing 19-of-37 attempts for 263 yards with one touchdown and no interceptions for an 83.5 passer rating. He completed five passes of at least 18 yards, including a 49-yard pass to wide receiver Jabar Gaffney that set up a 2-yard touchdown run by fullback Peyton Hillis early in the fourth quarter.

Earning a win in his first home game as head coach, Josh McDaniels became the fifth head coach in Broncos history to earn wins in his first two games. The victory also improved Denver's record in home openers to 23-3 in the Pat Bowlen era (since 1984) for a .885 winning percentage that is the best in the NFL.

OFFICIALS:

Referee — Peter Morelli (135); **Umpire** — Richard Hall (49); **Head Linesman** — Derick Bowers (74); **Line Judge** — Darryl Lewis (130); **Side Judge** — Laird Hayes (125); **Field Judge** — Rob Vernatchi (75); **Back Judge** — Bill Schmitz (122); **Replay** — Jim Lapetina.

DENVER BRONCOS

OFFENSE			DEFENSE		
WR 19	E. Royal	LE 98	R. McBean		
LT 78	R. Clady	NT 91	R. Fields		
LG 50	B. Hamilton	RE 90	K. Peterson		
C 62	C. Wiegmann	OLB 57	M. Haggan		
RG 73	C. Kuper	ILB 55	D. Williams		
RT 74	R. Harris	ILB 54	A. Davis		
TE 89	D. Graham	OLB 92	E. Dumervil		
WR 15	B. Marshall	LCB 24	C. Bailey		
WR 10	J. Gaffney	RCB 21	A. Goodman		
RB 28	C. Buckhalter	S 23	R. Hill		
QB 8	K. Orton	S 20	B. Dawkins		

BRONCOS SUBSTITUTIONS: 1 B. Kern, K 5 M. Prater, WR 14 B. Stokley, RB 22 P. Hillis, CB 26 J. Williams, RB 27 K. Moreno, S 30 D. Bruton, S 31 D. McBeth, RB 32 L. Jordan, CB 33 A. Smith, S 36 J. Barrett, LB/DE 56 R. Ayers, ILB 59 W. Woodyard, LS 66 L. Paxton, OL 71 R. Hochstein, T 76 T. Polumbus, DL 79 M. Thomas, TE 81 R. Quinn, TE 88 T. Scheffler, LB/DE 94 J. Moss, LB/DE 95 D. Reid, DL 99 V. Holliday. **DID NOT PLAY:** QB 2 C. Simms. **INACTIVE:** 3QB 3 T. Brandstater, WR 11 K. McKinley, LB/FB 46 S. Larsen, G 70 S. Olsen, DL 75 C. Baker, T 77 B. Gorin, WR 84 B. Lloyd, DL 97 L. Smith.

CLEVELAND BROWNS

OFFENSE			DEFENSE		
WR 17	B. Edwards	LE 90	K. Coleman		
LT 73	J. Thomas	NT 92	S. Rogers		
LG 65	E. Steinbach	RE 98	R. Smith		
C 55	A. Mack	OLB 95	K. Wimbley		
RG 77	F. Womack	ILB 52	D. Jackson		
RT 78	J. St. Clair	ILB 50	E. Barton		
WR 16	J. Cribbs	LCB 24	E. Wright		
QB 10	B. Quinn	RCB 22	B. McDonald		
RB 31	J. Lewis	S 21	B. Pool		
TE 82	S. Heiden	S 26	A. Elam		
WR 87	M. Furrey	DB 23	H. Poteat		

BROWNS SUBSTITUTIONS: K 4 P. Dawson, WR 11 M. Massaquoi, P 15 D. Zastudil, DB 20 M. Adams, DB 25 C. Francies, DB 27 N. Sorensen, DB 30 G. Lawson, RB 35 J. Harrison, DB 41 R. Ventrone, FB 47 L. Vickers, LB 51 A. Hall, LB 54 B. Costanzo, LB 56 K. Maiava, LB 57 D. Veikune, OL 62 B. Yates, LS 64 R. Pontbriand, OL 66 H. Fraley, DL 69 C. Mosley, DL 71 A. Rubin, TE 84 R. Royal, LB 96 D. Bowers, DL 99 C. Williams. **DID NOT PLAY:** QB 3 D. Anderson. **INACTIVE:** 3QB 5 B. Ratliff, RB 28 J. Davis, DB 29 M. Floyd, RB 38 C. Peerman, OL 70 R. Hadnot, OL 74 P. Trautwein, WR 80 B. Robiskie, TE 86 M. Rucker.

		1	2	3	4	OT	TOTAL	FIELD GOALS (made () missed)		
VISITOR	Cleveland Browns	6	0	0	0	—	6	P. Dawson	(22)	(47)
HOME	Denver Broncos	7	3	3	14	—	27	M. Prater	(23)	39WL (38) 37WL
Team	Qtr	Clock Time	PLAY DESCRIPTION (Extra Point) (Drive Info)				SCORE Visitor Home			
BROWNS	1	12:22	P. Dawson 22 yd. Field Goal (7-18, 2:33)				3	0		
BRONCOS	1	8:03	T. Scheffler 2 yd. pass from K. Orton (M. Prater kick) (3-9, 1:11)				3	7		
BROWNS	1	1:49	P. Dawson 47 yd. Field Goal (11-51, 6:14)				6	7		
BRONCOS	2	11:42	M. Prater 23 yd. Field Goal (13-76, 5:07)				6	10		
BRONCOS	3	10:39	M. Prater 38 yd. Field Goal (6-18, 2:55)				6	13		
BRONCOS	4	12:18	P. Hillis 2 yd. run (M. Prater kick) (7-82, 3:45)				6	20		
BRONCOS	4	8:24	C. Buckhalter 45 yd. run (M. Prater kick) (3-67, 1:31)				6	27		

FINAL INDIVIDUAL STATISTICS

Cleveland Browns											Denver Broncos															
RUSHING	ATT	YDS	AVG	LG	TD						RUSHING	ATT	YDS	AVG	LG	TD										
J. Lewis	14	38	2.7	12	0						C. Buckhalter	9	76	8.4	45	1										
J. Harrison	3	8	2.7	5	0						K. Moreno	17	75	4.4	17	0										
B. Quinn	3	4	1.3	5	0						L. Jordan	7	19	2.7	5	0										
J. Cribbs	1	4	4.0	4	0						B. Marshall	1	14	14.0	14	0										
											P. Hillis	1	2	2.0	2	1										
											K. Orton	2	0	0.0	2	0										
TOTAL	21	54	2.6	12	0						TOTAL	37	186	5.0	45	2										
PASSING	ATT	CMP	YDS	TD	LG	IN	Rtg.						PASSING	ATT	CMP	YDS	TD	LG	IN	Rtg.						
B. Quinn	31	18	161	4/15	0	24	58.7						K. Orton	37	19	263	0/0	1	49	0	83.5					
TOTAL	31	18	161	4/15	0	24	58.7						TOTAL	37	19	263	0/0	1	49	0	83.5					
PASS RECEIVING			NO	YDS	AVG	LG	TD						PASS RECEIVING			NO	YDS	AVG	LG	TD						
B. Edwards			6	92	15.3	24	0						B. Stokley			5	70	14.0	37	0						
J. Cribbs			5	22	4.4	7	0						J. Gaffney			3	82	27.3	49	0						
J. Harrison			4	24	6.0	15	0						B. Marshall			3	34	11.3	25	0						
R. Royal			1	13	13.0	13	0						E. Royal			3	20	6.7	11	0						
J. Lewis			1	8	8.0	8	0						K. Moreno			2	22	11.0	11	0						
M. Furrey			1	2	2.0	2	0						C. Buckhalter			1	30	30.0	30	0						
													D. Graham			1	3	3.0	3	0						
													T. Scheffler			1	2	2.0	2	1						
TOTAL			18	161	8.9	24	0						TOTAL			19	263	13.8	49	1						
INTERCEPTIONS			NO	YDS	AVG	LG	TD						INTERCEPTIONS			NO	YDS	AVG	LG	TD						
																1	3	3.0	3	0						
TOTAL			0	0	0.0	—	0						TOTAL			1	3	3.0	3	0						
PUNTING	NO	YDS	AVG	NET	TB	IN20	LG						PUNTING	NO	YDS	AVG	NET	TB	IN20	LG						
D. Zastudil	6	272	45.3	40.3	1	3	56						B. Kern	2	109	54.5	42.5	0	1	57						
TOTAL	6	272	45.3	40.3	1	3	56						TOTAL	2	109	54.5	42.5	0	1	57						
PUNT RETURNS	NO	YDS	AVG	FC	LG	TD						PUNT RETURNS	NO	YDS	AVG	FC	LG	TD								
J. Cribbs	2	24	12.0	0	17	0						A. Smith	3	10	3.3	1	10	0								
												[OUT OF BOUNDS]	1	0	0.0	0	—	0								
												[TOUCHBACK]	1	0	0.0	0	—	0								
RETURNS	2	24	12.0	0	17	0						RETURNS	3	10	3.3	1	10	0								
KICKOFF RETURNS	NO	YDS	AVG	FC	LG	TD						KICKOFF RETURNS	NO	YDS	AVG	FC	LG	TD								
J. Cribbs	3	60	20.0	0	21	0						P. Hillis	1	24	24.0	0	24	0								
[TOUCHBACK]	3	0	0.0	0	—	0						E. Royal	1	22	22.0	0	22	0								
												[TOUCHBACK]	1	0	0.0	0	—	0								
RETURNS	3	60	20.0	0	21	0						RETURNS	2	46	23.0	0	24	0								
Cleveland Browns	Own			Opp.			Own			Opp.			Denver Broncos	Own			Opp.			Own			Opp.			
FUMBLES	Fum	Lost	Rec.	Yds	TD	FF	Rec.	Yds	TD	Ouf	Bnds	FUMBLES	Fum	Lost	Rec.	Yds	TD	FF	Rec.	Yds	TD	Ouf	Bnds			
J. Cribbs	1	1	0	0	0	0	0	0	0	0	0	P. Hillis	1	1	0	0	0	0	0	0	0	0	0			
B. Quinn	1	1	0	-3	0	0	0	0	0	0	0	E. Dumervil	0	0	0	0	0	1	0	0	0	0	0			
B. Costanzo	0	0	0	0	0	1	1	0	0	0	0	B. Dawkins	0	0	0	0	0	0	1	0	0	0	0			
												D. Reid	0	0	0	0	0	0	1	0	0	0	0			
TOTAL	2	2	0	-3	0	1	1	0	0	0	0	TOTAL	1	1	0	0	0	1	2	0	0	0	0			



WEATHER: Sunny, 81°. Wind W 6 mph • **TIME:** 2:46 • **ATTENDANCE:** 45,602

With the win, Head Coach Josh McDaniels joins Red Miller (1977) as the only two coaches in Broncos' history to open their first season with the club with a 3-0 record.

Referee — Ed Hochuli (85); **Umpire** — Chad Brown (31); **Head Linesman** — Mark Hittner (28); **Line Judge** — Tim Podraza (47); **Side Judge** — Barry Anderson (20); **Field Judge** — Craig Wroldstad (4); **Back Judge** — Kirk Dornan (6); **Replay** — Tom Sifferman.

		1	2	3	4	OT	TOTAL	FIELD GOALS (made () missed)	
VISITOR	Denver Broncos	10	3	7	3	—	23	M. Prater (48) (21) (24)	
HOME	Oakland Raiders	0	3	0	0	—	3	S. Janikowski (48)	
Team	Qtr	Clock Time	PLAY DESCRIPTION (Extra Point) (Drive Info)				SCORE Visitor Home		
BRONCOS	1	2:07	B. Marshall 2 yd. pass from K. Orton (M. Prater kick) (6-23, 2:46)				7	0	
BRONCOS	1	0:00	M. Prater 48 yd. Field Goal (4-4, 0:48)				10	0	
RAIDERS	2	6:37	S. Janikowski 48 yd. Field Goal (12-56, 8:23)				10	3	
BRONCOS	2	1:09	M. Prater 21 yd. Field Goal (11-76, 5:28)				13	3	
BRONCOS	3	10:57	K. Moreno 7 yd. run (M. Prater kick) (8-80, 4:03)				20	3	
BRONCOS	4	11:57	M. Prater 24 yd. Field Goal (16-88, 8:08)				23	3	

DENVER BRONCOS

OFFENSE			DEFENSE		
WR	19	E. Royal	LE	98	R. McBean
LT	78	R. Clady	NT	91	R. Fields
LG	50	B. Hamilton	RE	90	K. Peterson
C	62	C. Wiegmann	OLB	57	M. Haggan
RG	73	C. Kuper	ILB	55	D. Williams
RT	74	R. Harris	ILB	54	A. Davis
TE	89	D. Graham	OLB	92	E. Dumervil
TE	88	T. Scheffler	LCB	24	C. Bailey
WR	10	J. Gaffney	RCB	21	A. Goodman
QB	8	K. Orton	S	23	R. Hill
RB	28	C. Buckhalter	S	20	B. Dawkins

BRONCOS SUBSTITUTIONS: P 1 B. Kern, K 5 M. Prater, WR 14 B. Stokley, WR 15 B. Marshall, RB 22 P. Hillis, CB 26 J. Williams, RB 27 K. Moreno, S 30 D. Bruton, S 31 D. McBeth, RB 32 L. Jordan, CB 34 A. Smith, S 36 J. Barrett, LB/DE 95 R. Ayers, ILB 59 W. Woodyard, LB 66 L. Paxton, OL 71 R. Hochstein, T 76 T. Polunbium, DL 79 M. Thomas, TE 81 R. Quinn, LB/DE 95 D. Reid, DL 97 L. Smith, DL 99 V. Holliday. **DI NOT PLAY:** QB 2 C. Simms. **INACTIVE:** 3QB 3 T. Brandstater, WR 11 K. McKinley, LB/FB 46 S. Larsen, G 70 S. Olsen, DL 75 C. Baker, T 77 B. Gorin, WR 84 B. Llyod, LB/DE 94 J. Moss.

OAKLAND RAIDERS

OFFENSE			DEFENSE		
WR	12	D. Heyward-Bey	DE	92	R. Seymour
LT	75	M. Henderson	DT	93	T. Kelly
LG	72	E. Pears	DT	61	G. Warren
C	51	C. Morris	DE	99	G. Ellis
RG	66	C. Carlisle	OLB	57	R. Brown
RT	74	C. Green	MLB	52	K. Morrison
TE	80	Z. Miller	OLB	53	T. Howard
WR	18	L. Murphy	CB	37	C. Johnson
QB	2	J. Russell	CB	21	N. Asomugha
TE	86	T. Stewart	FS	24	M. Huff
RB	20	D. McFadden	SS	33	T. Branch

RAIDERS SUBSTITUTIONS: P 9 S Lechler, K 11 S Janikowski, WR 15 J. Higgins, WR 19 T. Watkins, DB 23 M. Mitchell, RB 25 J. Fargas, CB 26 S. Rount, RB 29 M. Bush, S 34 M. Mitchell, CB 35 J. Bowie, FB 44 L. Lawton, FB 46 O. Neal, LB 50 I. Ekejuba, LB 54 S. Williams, LB 55 J. Alston, LSLB 59 J. Condo, T 69 K. Barnes, DE 77 M. Shaughnessy, DT 90 D. Bryant, DE 91 T. Scate, DE 98 J. Richardson.

DON'T PLAY: QB 5 B. Gradkowski, C 64 S. Sells. **INACTIVE:** 30B 3 C. Frye, S 31 H. Eugene, G 76 R. Gallery, G 79 P. McQuistan, WR 81 C. Schilens, TE 83 B. Myers, WR 84 J. Walker, WR 89 N. Miller.

FINAL INDIVIDUAL STATISTICS

Denver Broncos											Oakland Raiders																		
RUSHING		ATT	YDS	AVG	LG	TD						RUSHING		ATT	YDS	AVG	LG	TD											
C. Buckhalter		14	108	7.7	34	0						D. McFadden		12	45	3.8	15	0											
K. Moreno		21	90	4.3	9	1						J. Russell		3	22	7.3	15	0											
L. Jordan		6	12	2.0	5	0						M. Bush		6	20	3.3	9	0											
B. Marshall		1	5	5.0	5	0						J. Fargas		2	8	4.0	8	0											
P. Hillis		2	1	0.5	1	0																							
K. Orton		1	-1	-1.0	-1	0																							
TOTAL		45	215	4.8	34	1						TOTAL		23	95	4.1	15	0											
PASSING		ATT	CMP	YDS	Tkd/YD	TD	LG	IN	Rtg.						PASSING		ATT	CMP	YDS	Tkd/YD	TD	LG	IN	Rtg.					
K. Orton		23	13	157	0/0	1	24	0	92.1						J. Russell		21	12	61	3/19	0	18	2	22.6					
TOTAL		23	13	157	0/0	1	24	0	92.1						TOTAL		21	12	61	3/19	0	18	2	22.6					
PASS RECEIVING				NO	YDS	AVG	LG	TD						PASS RECEIVING				NO	YDS	AVG	LG	TD							
B. Marshall				5	67	13.4	23	1						M. Bush				4	20	5.0	8	0							
J. Gaffney				4	39	9.8	15	0						L. Murphy				2	25	12.5	18	0							
D. Graham				2	33	16.5	24	0						Z. Miller				2	17	8.5	12	0							
T. Scheffler				1	14	14.0	14	0						D. McFadden				2	3	1.5	7	0							
E. Royal				1	4	4.0	4	0						J. Fargas				2	-4	-2.0	0	0							
TOTAL				13	157	12.1	24	1						TOTAL				12	61	5.1	18	0							
INTERCEPTIONS				NO	YDS	AVG	LG	TD						INTERCEPTIONS				NO	YDS	AVG	LG	TD							
A. Goodman				1	30	30.0	30	0																					
R. Hill				1	18	18.0	18	0																					
TOTAL				2	48	24.0	30	0						TOTAL				0	0	0.0	—	0							
PUNTING		NO		YDS	AVG	NET	TB	IN20	LG						PUNTING		NO		YDS	AVG	NET	TB	IN20	LG					
B. Kern		2		81	40.5	27.0	1	0	48						S. Lechler		4		190	47.5	42.3	0	1	53					
TOTAL		2		81	40.5	27.0	1	0	48						TOTAL		4		190	47.5	42.3	0	1	53					
PUNT RETURNS		NO		YDS	AVG	FC	LG	TD						PUNT RETURNS		NO		YDS	AVG	FC	LG	TD							
E. Royal		2		21	10.5	0	17	0						J. Higgins		1		7	7.0	0	7	0							
[DOWNED]		1		0	0.0	0	—	0						[TOUCHBACK]		1		0	0.0	0	—	0							
[OUT OF BOUNDS]		1		0	0.0	0	—	0																					
RETURNS		2		21	10.5	0	17	0						RETURNS		1		7	7.0	0	7	0							
KICKOFF RETURNS		NO		YDS	AVG	FC	LG	TD						KICKOFF RETURNS		NO		YDS	AVG	FC	LG	TD							
E. Royal		1		25	25.0	0	25	0						J. Holland		3		66	22.0	0	31	0							
[TOUCHBACK]		1		0	0.0	0	—	0						[TOUCHBACK]		3		0	0.0	0	—	0							
RETURNS		1		25	25.0	25	25	0						RETURNS		3		66	22.0	0	31	0							
Denver Broncos		Fumbles	Fum	Lost	Rec.	Yds	TD	FF	Opp. Rec.	Yds	TD	Outs	Oakland Raiders		Fumbles	Fum	Lost	Rec.	Yds	TD	FF	Opp. Rec.	Yds	TD	Outs				
C. Buckhalter		1	1	0	0	0	0	0	0	0	0	0	D. McFadden		3	1	0	0	0	0	0	0	0	0	0				
M. Haggan		0	0	0	0	0	0	1	0	0	0	0	Z. Miller		0	0	1	0	0	0	0	0	0	0	0				
D. Williams		0	0	0	0	0	0	1	0	0	0	0	C. Morris		0	0	1	0	0	0	0	0	0	0	0				
B. Dawkins		0	0	0	0	0	0	0	1	0	0	0	R. Brown		0	0	0	0	0	1	0	0	0	0	0				
TOTAL		1	1	0	0	0	2	1	0	0	0	0	TOTAL		3	1	2	0	0	1	1	0	0	0	0				

FINAL TEAM STATISTICS

	BRONCOS	RAIDERS		BRONCOS	RAIDERS
TOTAL FIRST DOWNS	21	9	FGs - PATs Had Blocked	0-0	0-0
By Rushing	9	4	Net Punting Average	27.0	42.3
By Passing	10	4	TOTAL RETURN YARDAGE (Not Including Kickoffs)	69	7
By Penalty	2	1	No. and Yards Punt Returns	2-21	1-7
THIRD DOWN EFFICIENCY	5-12-42%	3-10-30%	No. and Yards Kickoff Returns	1-25	3-66
FOURTH DOWN EFFICIENCY	1-2-50%	1-2-50%	No. and Yards Interception Returns	2-48	0-0
TOTAL NET YARDS	372	137	PENALTIES Number and Yards	5-30	6-53
Total Offensive Plays (inc. times thrown passing)	68	47	FUMBLES Number and Lost	1-1	3-1
Average gain per offensive play	5.5	2.9	TOUCHDOWNS	2	0
NET YARDS RUSHING	215	95	Rushing	1	0
Total Rushing Plays	45	23	Passing	1	0
Average gain per rushing play	4.8	4.1	EXTRA POINTS Made-Attempts	2-2	0-0
Tackles for a loss-number and yards	2-3	2-8	Kicking Made-Attempts	2-2	0-0
NET YARDS PASSING	157	42	FIELD GOALS Made-Attempts	3-3	1-1
Times thrown - yards lost attempting to pass	0	3-19	RED ZONE EFFICIENCY	2-6-33%	0-1-0%
Gross yards passing	157	61	GOAL TO GO EFFICIENCY	1-3-33%	0-0-0%
PASS ATTEMPTS-COMPLETIONS-HAD INTERCEPTED	23-13-0	21-12-2	SAFETIES	0	0
Avg gain per pass play (inc # thrown passing)	5.8	1.8	FIELD SCORE	3	23
KICKOFFS Number-In End Zone-Touchbacks	6-6-3	2-2-1	TIME OF POSSESSION	36:15	23:45
PUNTS Number and Average	2-40.5	4-47.5			
Had Blocked	0	0			

BRONCOS DEFENSIVE STATISTICS

FR Press Box Totals																	
PLAYER	UT	A	TT	S-YDS	I-YDS	PD	FF	PR	PLAYER	UT	A	TT	S-YDS	I-YDS	PD	FF	FR
D. Williams	7	0	7	0-0	0-0	0	1	0	V. Holiday	1	1	2	0-0	0-0	0	0	0
E. Dumervil	5	0	5	2-15	0-0	0	1	0	R. McBean	0	2	2	0-0	0-0	0	0	0
A. Davis	2	1	3	0-0	0-0	0	0	0	W. Woodyard	0	2	2	0-0	0-0	0	0	0
B. Dawkins	3	0	3	0-0	0-0	0	0	0	R. Ayers	1	0	1	0-0	0-0	0	0	0
K. Peterson	3	0	3	0-0	0-0	0	0	0	C. Bailey	1	0	1	0-0	0-0	0	0	0
D. Reid	3	0	3	1-4	0-0	0	0	0	R. Fields	1	0	1	0-0	0-0	0	0	0
TEAM	3	0	3	0-0	0-0	0	0	0	D. McBeth	0	1	1	0-0	0-0	0	0	0
J. Williams	3	0	3	0-0	0-0	0	0	0	M. Thomas	1	1	2	0-0	0-0	0	0	0
N. Haggan	1	1	2	0-0	0-0	1	0	0	A. Goodman	0	0	0	0-0	1-30	1	0	0
R. Hill	1	1	2	0-0	1-18	1	0	0	TEAM TOTALS	34	11	45	3-19	2-48	2	2	1

National Football League Game Summary

NFL Copyright © 2009 by The National Football League. All rights reserved. This summary and play-by-play is for the express purpose of assisting media in their coverage of the game; any other use of this material is prohibited without the written permission of the National Football League.

Date: Sunday, 10/4/2009 Dallas Cowboys At Denver Broncos Start Time: 2:15 PM MDT
at Invesco Field at Mile High, Denver, Colorado

Game Day Weather

Game Weather: Partly Cloudy Temp: 55° F (12.8° C), Humidity: 45%, Wind: N 6 mph
Played Outdoor on Turf: Grass Outdoor Weather: Partly Cloudy

Officials

Referee: Anderson, Walt (66) Umpire: Dawson, Scott (70) Head Linesman: McKinnely, Phil (110)
Line Judge: Boston, Byron (18) Side Judge: Coleman, James (95) Field Judge: Vernatchi, Rob (75)
Back Judge: Smith, Billy (2) Replay Official: Hamer, Dale

Lineups

Dallas Cowboys				Denver Broncos			
Offense		Defense		Offense		Defense	
WR 11	R.Williams	LE 96	M.Spears	WR 19	E.Royal	LE 98	R.McBean
LT 76	F.Adams	NT 90	J.Ratliff	LT 78	R.Cladys	NT 91	R.Fields
LG 63	K.Kosier	RE 99	I.Olshansky	LG 71	R.Hochstein	RE 90	K.Peterson
C 65	A.Gurode	SLB 93	A.Spencer	C 62	C.Wiegmann	OLB 57	M.Haggan
RG 70	L.Davis	MILB 56	B.James	RG 73	C.Kuper	ILB 54	A.Davis
RT 75	M.Colombo	MOLB 51	K.Brooking	RT 74	R.Harris	ILB 55	D.Williams
TE 82	J.Witten	WLB 94	D.Ware	TE 89	D.Graham	OLB 92	E.Dumervil
TE 80	M.Bennett	LCB 41	T.Newman	TE 88	T.Scheffler	LCB 24	C.Bailey
QB 9	T.Romo	RCB 21	M.Jenkins	WR 15	B.Marshall	RCB 21	A.Goodman
FB 34	D.Anderson	FS 26	K.Hamlin	QB 8	K.Orton	S 23	R.Hill
RB 24	M.Barber	SS 43	G.Sensabaugh	RB 28	C.Buckhalter	S 20	B.Dawkins

Substitutions

P 1 M.McBriar, K 6 N.Folk, WR 17 S.Hurd, K 18 D.Buehler, WR 19 M.Austin, CB 20 A.Ball, RB 23 T.Choice, S 25 P.Watkins, RB 31 C.Washington, CB 32 O.Scandrick, LB 53 S.Octavien, LB 54 B.Carpenter, LB 57 V.Butler, LB 58 J.Williams, T 68 D.Free, C 71 C.Procter, DE 72 S.Bowen, WR 84 P.Crayton, TE 89 J.Phillips, LS 91 L.Ladouceur, NT 95 J.Siavii, DE 97 J.Hatcher

Did Not Play

QB 3 J.Kitna

Not Active

3RDQB 7 S.McGee, RB 28 F.Jones, S 36 M.Hamlin, G 64 M.Holland, C 69 D.Preston, T 77 P.McQuistan, WR 85 K.Ogletree, LB 98 C.Johnson

Substitutions

P 1 B.Kern, K 5 M.Prater, WR 10 J.Gaffney, WR 11 K.McKinley, WR 14 B.Stokley, RB 22 P.Hillis, CB 26 J.Williams, RB 27 K.Moreno, S 30 D.Bruton, S 31 D.McBath, RB 32 L.Jordan, S 36 J.Barrett, LB/DE 56 R.Ayers, ILB 59 W.Woodyard, LS 66 L.Paxton, G 70 S.Olsen, DL 79 M.Thomas, TE 81 R.Quinn, LB/DE 95 D.Reid, DL 97 L.Smith, DL 99 V.Holliday

Did Not Play

QB 2 C.Simms, T 76 T.Polumbus

Not Active

3QB 3 T.Brandstater, CB 33 A.Smith, LB/FB 46 S.Larsen, G/C 50 B.Hamilton, DL 75 C.Baker, T 77 B.Gorin, WR 84 B.Lloyd, LB/DE 94 J.Moss

Field Goals (made) & missed

N.Folk (49)		M.Prater (28)					
		1	2	3	4	OT	Total
VISITOR:	Dallas Cowboys	10	0	0	0	0	10
HOME:	Denver Broncos	0	7	0	10	0	17

Scoring Plays

Team	Qtr	Time	Play Description (Extra Point) (Drive Info)	Visitor	Home
Cowboy	1	5:56	N.Folk 49 yd. Field Goal (8-38, 3:27)	3	0
Cowboy	1	0:43	M.Barber 1 yd. run (N.Folk kick) (8-61, 3:41)	10	0
Broncos	2	10:04	K.Moreno 9 yd. pass from K.Orton (M.Prater kick) (1-9, 0:06)	10	7
Broncos	4	5:58	M.Prater 28 yd. Field Goal (8-65, 3:37)	10	10
Broncos	4	1:46	B.Marshall 51 yd. pass from K.Orton (M.Prater kick) (3-73, 1:01)	10	17

Paid Attendance: 76,440 Time: 3:05

Dallas Cowboys vs Denver Broncos
10/4/2009 at Invesco Field at Mile High

Final Individual Statistics

Dallas Cowboys									Denver Broncos										
RUSHING		ATT	YDS	AVG	LG	TD			RUSHING		ATT	YDS	AVG	LG	TD				
M.Barber		11	41	3.7	9	1			K.Moreno		14	65	4.6	14	0				
T.Choice		14	33	2.4	11	0			C.Buckhalter		6	37	6.2	10	0				
									L.Jordan		2	14	7.0	11	0				
									K.Orton		3	0	0.0	1	0				
Total		25	74	3.0	11	1			Total		25	116	4.6	14	0				
PASSING		ATT	CMP	YDS	SK/YD	TD	LG	IN	RT	PASSING		ATT	CMP	YDS	SK/YD	TD	LG	IN	RT
T.Romo		42	25	255	5/14	0	53	1	67.1	K.Orton		29	20	243	3/22	2	51	0	117.5
Total		42	25	255	5/14	0	53	1	67.1	Total		29	20	243	3/22	2	51	0	117.5
PASS RECEIVING		TAR	REC	YDS	AVG	LG	TD			PASS RECEIVING		TAR	REC	YDS	AVG	LG	TD		
T.Choice		6	5	47	9.4	28	0			C.Buckhalter		5	5	55	11.0	23	0		
J.Witten		4	4	31	7.8	9	0			B.Marshall		6	4	91	22.8	51	1		
S.Hurd		5	3	62	20.7	53	0			D.Graham		3	3	36	12.0	15	0		
R.Williams		7	3	35	11.7	15	0			T.Scheffler		3	3	26	8.7	11	0		
M.Austin		8	3	19	6.3	11	0			E.Royal		6	2	16	8.0	12	0		
P.Crayton		7	3	16	5.3	9	0			K.Moreno		2	2	11	5.5	9	1		
M.Barber		2	2	27	13.5	26	0			J.Gaffney		4	1	8	8.0	8	0		
M.Bennett		1	1	13	13.0	13	0												
D.Anderson		1	1	5	5.0	5	0												
Total		41	25	255	10.2	53	0			Total		29	20	243	12.2	51	2		
INTERCEPTIONS		NO	YDS	AVG	LG	TD			INTERCEPTIONS		NO	YDS	AVG	LG	TD				
									C.Bailey		1	3	3.0	3	0				
Total		0	0	0.0	0	0			Total		1	3	3.0	3	0				
PUNTING		NO	YDS	AVG	NET	TB	IN20	LG	PUNTING		NO	YDS	AVG	NET	TB	IN20	LG		
M.McBriar		6	296	49.3	41.7	0	3	60	B.Kern		6	305	50.8	41.7	2	2	62		
Total		6	296	49.3	41.7	0	3	60	Total		6	305	50.8	41.7	2	2	62		
PUNT RETURNS		NO	YDS	AVG	FC	LG	TD	PUNT RETURNS		NO	YDS	AVG	FC	LG	TD				
P.Crayton		2	15	7.5	1	10	0	E.Royal		4	46	11.5	2	15	0				
[OUT OF BOUNDS]		1	0	0.0	0	0	0												
[TOUCHBACK]		2	0	0.0	0	0	0												
Returns		2	15	7.5	1	10	0	Returns		4	46	11.5	2	15	0				
KICKOFF RETURNS		NO	YDS	AVG	FC	LG	TD	KICKOFF RETURNS		NO	YDS	AVG	FC	LG	TD				
M.Austin		2	52	26.0	0	28	0	K.McKinley		2	49	24.5	0	30	0				
[TOUCHBACK]		2	0	0.0	0	0	0	[TOUCHBACK]		1	0	0.0	0	0	0				
Returns		2	52	26.0	0	28	0	Returns		2	49	24.5	0	30	0				

Dallas Cowboys

FUMBLES

	FUM LOST	OWN-REC	YDS	TD	FORCED	OPP-REC	YDS	TD	OUT-BDS
T.Romo	2	1	1	0	0	0	0	0	0
D.Ware	0	0	0	0	0	1	0	0	0
B.James	0	0	0	0	0	0	1	0	0
Total	2	1	1	0	0	1	1	0	0

Denver Broncos

FUMBLES

	FUM LOST	OWN-REC	YDS	TD	FORCED	OPP-REC	YDS	TD	OUT-BDS
K.Orton	1	0	1	-2	0	0	0	0	0
K.Moreno	1	1	0	0	0	0	0	0	0
R.Hill	0	0	0	0	0	1	0	0	0
D.Williams	0	0	0	0	0	0	1	8	0
Total	2	1	1	-2	0	1	1	8	0

Dallas Cowboys vs Denver Broncos
10/4/2009 at Invesco Field at Mile High

Final Team Statistics

	Visitor Cowboys	Home Broncos
TOTAL FIRST DOWNS	20	18
By Rushing	7	7
By Passing	11	8
By Penalty	2	3
THIRD DOWN EFFICIENCY	3-14-21%	2-10-20%
FOURTH DOWN EFFICIENCY	1-2-50%	0-1-0%
TOTAL NET YARDS	315	337
Total Offensive Plays (inc. times thrown passing)	72	57
Average gain per offensive play	4.4	5.9
NET YARDS RUSHING	74	116
Total Rushing Plays	25	25
Average gain per rushing play	3.0	4.6
Tackles for a loss-number and yards	4-10	0-0
NET YARDS PASSING	241	221
Times thrown - yards lost attempting to pass	5-14	3-22
Gross yards passing	255	243
PASS ATTEMPTS-COMPLETIONS-HAD INTERCEPTED	42-25-1	29-20-0
Avg gain per pass play (inc.# thrown passing)	5.1	6.9
KICKOFFS Number-In End Zone-Touchbacks	3-2-1	4-3-2
PUNTS Number and Average	6-49.3	6-50.8
Had Blocked	0	0
FGs - PATs Had Blocked	0-0	0-0
Net Punting Average	41.7	41.7
TOTAL RETURN YARDAGE (Not Including Kickoffs)	15	49
No. and Yards Punt Returns	2-15	4-46
No. and Yards Kickoff Returns	2-52	2-49
No. and Yards Interception Returns	0-0	1-3
PENALTIES Number and Yards	7-70	10-81
FUMBLES Number and Lost	2-1	2-1
TOUCHDOWNS	1	2
Rushing	1	0
Passing	0	2
EXTRA POINTS Made-Attempts	1-1	2-2
Kicking Made-Attempts	1-1	2-2
FIELD GOALS Made-Attempts	1-1	1-1
RED ZONE EFFICIENCY	1-3-33%	1-2-50%
GOAL TO GO EFFICIENCY	1-2-50%	1-1-100%
SAFETIES	0	0
FINAL SCORE	10	17
TIME OF POSSESSION	33:07	26:53

Dallas Cowboys vs Denver Broncos
10/4/2009 at Invesco Field at Mile High
Ball Possession And Drive Chart

Dallas Cowboys

#	Time Recd	Time Lost	Time Poss	How Ball Obtained	Drive Began	# Play	Yds Gain	Yds Pen	Net Yds	1st Down	Last Scrm	How Given Up
1	15:00	10:40	4:20	Kickoff	DAL 19	7	15	5	20	2	DAL 39	Punt
2	9:23	5:56	3:27	Punt	DAL 31	8	48	-10	38	3	DEN 31	Field Goal
3	4:24	0:43	3:41	Punt	DAL 39	8	61	0	61	4	*DEN 1	Touchdown
4	13:11	10:10	3:01	Punt	DAL 12	6	15	-10	5	1	DAL 21	Fumble
5	10:04	6:28	3:36	Kickoff	DAL 31	5	19	-5	14	1	DAL 45	Punt
6	1:52	0:00	1:52	Punt	DAL 7	6	25	0	25	2	DAL 29	End of Half
7	14:48	12:40	2:08	Fumble	DEN 27	5	10	0	10	1	*DEN 17	Interception
8	9:06	6:11	2:55	Punt	DAL 20	5	14	0	14	1	DAL 34	Punt
9	15:00	13:32	1:28	Downs	DAL 30	3	3	0	3	0	DAL 33	Punt
10	11:18	9:35	1:43	Punt	DAL 20	4	7	2	9	1	DAL 29	Punt
11	5:58	2:47	3:11	Kickoff	DAL 20	6	20	0	20	2	DAL 40	Punt
12	1:46	0:01	1:45	Kickoff	DAL 20	10	78	0	78	2	*DEN 2	Downs

(322) Average DAL 27

Denver Broncos

#	Time Recd	Time Lost	Time Poss	How Ball Obtained	Drive Began	# Play	Yds Gain	Yds Pen	Net Yds	1st Down	Last Scrm	How Given Up
1	10:40	9:23	1:17	Punt	DEN 7	3	5	-5	0	0	DEN 7	Punt
2	5:56	4:24	1:32	Kickoff	DEN 30	3	5	-5	0	0	DEN 30	Punt
3	0:43	13:11	2:32	Kickoff	DEN 20	6	15	5	20	2	DEN 40	Punt
4	10:10	10:04	0:06	Fumble	DAL 9	1	9	0	9	1	*DAL 9	Touchdown
5	6:28	1:52	4:36	Punt	DEN 12	8	70	-30	40	2	DAL 48	Punt
6	15:00	14:48	0:12	Kickoff	DEN 21	1	3	0	3	0	DEN 21	Fumble
7	12:40	9:06	3:34	Interception	DEN 6	7	24	15	39	2	DEN 45	Punt
8	6:11	0:00	6:11	Punt	DEN 8	12	62	0	62	4	DAL 30	Downs
9	13:32	11:18	2:14	Punt	DEN 37	5	20	0	20	1	DAL 43	Punt
10	9:35	5:58	3:37	Punt	DEN 25	8	50	15	65	4	*DAL 10	Field Goal
11	2:47	1:46	1:01	Punt	DEN 27	3	73	0	73	2	DEN 49	Touchdown
12	0:01	0:00	0:01	Downs	DEN 2	1	-1	0	-1	0	DEN 2	End of Game

(286) Average DEN 24

*** inside opponent's 20**

Time of Possession by Quarter		1st	2nd	3rd	4th	OT	Total
Visitor	Dallas Cowboys	11:28	8:29	5:03	8:07		33:07
Home	Denver Broncos	3:32	6:31	9:57	6:53		26:53
Kickoff Drive No.-Start Average		Cowboys: 4 - DAL 22		Broncos: 3 - DEN 24			

Dallas Cowboys vs Denver Broncos
10/4/2009 at Invesco Field at Mile High
Final Defensive Statistics

Dallas Cowboys	Regular Defensive Plays												Special Teams					Misc			
	TKL	AST	COMB	SK	/	YDS	TFL	QH	IN	PD	FF	FR	TKL	AST	FF	FR	BL	TKL	AST	FF	FR
K.Brooking	9	0	9	0.0		0.0	0	0	0	0	0	0	0	0	0	0	0	0	0	0	0
B.James	6	2	8	1.0		8.0	2	1	0	0	0	1	0	0	0	0	0	0	0	0	0
P.Watkins	5	1	6	0.0		0.0	0	0	0	0	0	0	0	1	0	0	0	0	0	0	0
K.Hamlin	3	3	6	0.0		0.0	0	1	0	0	0	0	0	0	0	0	0	0	0	0	0
D.Ware	2	2	4	0.0		0.0	0	0	0	0	1	0	0	0	0	0	0	0	0	0	0
T.Newman	3	0	3	0.0		0.0	0	0	0	1	0	0	0	0	0	0	0	0	0	0	0
O.Scandrick	3	0	3	0.0		0.0	0	0	0	0	0	0	0	0	0	0	0	0	0	0	0
M.Spears	2	1	3	1.0		7.0	1	1	0	0	0	0	0	0	0	0	0	0	0	0	0
M.Jenkins	2	1	3	0.0		0.0	0	0	0	1	0	0	0	0	0	0	0	0	0	0	0
I.Olshansky	2	1	3	0.0		0.0	0	0	0	0	0	0	0	0	0	0	0	0	0	0	0
A.Spencer	1	1	2	0.0		0.0	0	0	0	0	0	0	0	0	0	0	0	0	0	0	0
S.Bowen	1	0	1	1.0		7.0	1	1	0	0	0	0	0	0	0	0	0	0	0	0	0
G.Sensabaugh	1	0	1	0.0		0.0	0	0	0	1	0	0	0	0	0	0	0	0	0	0	0
J.Siavii	1	0	1	0.0		0.0	0	0	0	0	0	0	0	0	0	0	0	0	0	0	0
S.Hurd	0	0	0	0.0		0.0	0	0	0	0	0	0	1	1	0	0	0	0	0	0	0
A.Ball	0	0	0	0.0		0.0	0	0	0	0	0	0	1	0	0	0	0	0	0	0	0
C.Washington	0	0	0	0.0		0.0	0	0	0	0	0	0	1	0	0	0	0	0	0	0	0
B.Carpenter	0	0	0	0.0		0.0	0	0	0	0	0	0	1	0	0	0	0	0	0	0	0
J.Williams	0	0	0	0.0		0.0	0	0	0	0	0	0	1	0	0	0	0	0	0	0	0
D.Anderson	0	0	0	0.0		0.0	0	0	0	0	0	0	0	1	0	0	0	0	0	0	0
A.Gurode	0	0	0	0.0		0.0	0	0	0	0	0	0	0	0	0	0	0	1	0	0	0
T.Romo	0	0	0	0.0		0.0	0	0	0	0	0	0	0	0	0	0	0	0	0	0	1
Total	41	12	53	3.0		22.0	4	4	0	3	1	1	5	3	0	0	0	1	0	0	1

TKL /TK=Tackle AST /AS=Assist COMB=Combined TFL=Tackles for a Loss QH=Quarterback
Hit

IN=Interception PD=Pass Defense FF =Forced Fumble FR=Fumble Recovery BL=Blocked

Denver Broncos	Regular Defensive Plays												Special Teams					Misc				
	TKL	AST	COMB	SK /	YDS	TFL	QH	IN	PD	FF	FR		TKL	AST	FF	FR	BL		TKL	AST	FF	FR
D.Williams	9	0	9	1.0	1.0	1	1	0	2	0	1		0	0	0	0	0		0	0	0	0
A.Davis	7	2	9	0.0	0.0	1	0	0	0	0	0		0	0	0	0	0		0	0	0	0
C.Bailey	8	0	8	0.0	0.0	0	0	1	4	0	0		0	0	0	0	0		0	0	0	0
B.Dawkins	6	1	7	0.0	0.0	1	0	0	1	0	0		0	0	0	0	0		0	0	0	0
K.Peterson	4	1	5	0.0	0.0	0	0	0	0	0	0		0	0	0	0	0		0	0	0	0
M.Haggan	3	1	4	0.0	0.0	1	0	0	0	0	0		1	0	0	0	0		0	0	0	0
E.Dumervil	3	0	3	2.0	5.0	2	2	0	0	0	0		0	0	0	0	0		0	0	0	0
R.Hill	2	1	3	1.0	4.0	0	0	0	1	1	0		0	0	0	0	0		0	0	0	0
W.Woodyard	2	1	3	0.0	0.0	0	1	0	0	0	0		0	0	0	0	0		0	0	0	0
J.Williams	2	0	2	0.0	0.0	0	0	0	1	0	0		0	0	0	0	0		0	0	0	0
R.Fields	1	1	2	0.0	0.0	0	0	0	0	0	0		0	0	0	0	0		0	0	0	0
L.Smith	1	1	2	0.0	0.0	0	0	0	0	0	0		0	0	0	0	0		0	0	0	0
R.Ayers	1	1	2	0.0	0.0	1	0	0	0	0	0		0	0	0	0	0		0	0	0	0
R.McBean	0	2	2	0.0	0.0	0	0	0	0	0	0		0	0	0	0	0		0	0	0	0
V.Holliday	1	0	1	1.0	4.0	1	1	0	0	0	0		0	0	0	0	0		0	0	0	0
A.Goodman	1	0	1	0.0	0.0	0	0	0	0	0	0		0	0	0	0	0		0	0	0	0
J.Barrett	0	0	0	0.0	0.0	0	0	0	0	0	0		2	0	0	0	0		0	0	0	0
D.Reid	0	0	0	0.0	0.0	0	0	0	0	0	0		1	0	0	0	0		0	0	0	0
R.Hochstein	0	0	0	0.0	0.0	0	0	0	0	0	0		0	0	0	0	0		1	0	0	0
K.Orton	0	0	0	0.0	0.0	0	0	0	0	0	0		0	0	0	0	0		0	0	0	1
Total	51	12	63	5.0	14.0	8	5	1	9	1	1		4	0	0	0	0		1	0	0	1

Dallas Cowboys vs Denver Broncos
10/4/2009 at Invesco Field at Mile High

First Half Summary

PERIOD SCORES				TIME OF POSSESSION			
Cowboys (Visitor)		10 0 = 10		Cowboys		19:57	
Broncos (Home)		0 7 = 7		Broncos		10:03	
Scoring Plays							
Team	Qtr	Time	Scoring Play	Score			
				Visitor	Home		
Cowboy	1	5:56	N.Folk 49 yd. Field Goal (8-38, 3:27)	3	0		
Cowboy	1	0:43	M.Barber 1 yd. run (N.Folk kick) (8-61, 3:41)	10	0		
Broncos	2	10:04	K.Moreno 9 yd. pass from K.Orton (M.Prater kick) (1-9, 0:06)	10	7		
				Cowboys		Broncos	
TOTAL FIRST DOWNS				13		5	
First Downs Rushing-Passing-by Penalty				5 - 7 - 1		1 - 3 - 1	
THIRD DOWN EFFICIENCY				3-7-43%		1-5-20%	
TOTAL NET YARDS				183		104	
Total Offensive Plays				39		21	
NET YARDS RUSHING				55		24	
NET YARDS PASSING				128		80	
Gross Yards Passing				134		87	
Times thrown-yards lost attempting to pass				3-6		1-7	
Pass Attempts-Completions-Had Intercepted				18 - 14 - 0		15 - 9 - 0	
Punts-Number and Average				2 - 45		4 - 51.8	
Penalties-Number and Yards				4 - 30		8 - 62	
Fumbles-Number and Lost				2 - 1		0 - 0	
Red Zone Efficiency				1-1-100%		1-1-100%	
Average Drive Start				DAL 23		DEN 32	

Dallas Cowboys										Denver Broncos									
RUSHING										RUSHING									
	ATT	YDS	AVG	LG	TD						ATT	YDS	AVG	LG	TD				
M.Barber	10	39	3.9	9	1					C.Buckhalter	3	14	4.7	6	0				
T.Choice	8	16	2.0	11	0					K.Moreno	2	10	5.0	5	0				
Total	18	55	3.1	11	1					Total	5	24	4.8	6	0				
PASSING										PASSING									
	ATT	CMP	YDS	SK/YD	TD	LG	IN	RT			ATT	CMP	YDS	SK/YD	TD	LG	IN	RT	
T.Romo	18	14	134	3/6	0	28	0	97.7		K.Orton	15	9	87	1/7	1	23	0	98.5	
Total	18	14	134	3/6	0	28	0	97.7		Total	15	9	87	1/7	1	23	0	98.5	
PASS RECEIVING										PASS RECEIVING									
	TAR	REC	YDS	AVG	LG	TD					TAR	REC	YDS	AVG	LG	TD			
T.Choice	3	3	34	11.3	28	0				C.Buckhalter	4	4	38	9.5	23	0			
M.Austin	4	3	19	6.3	11	0				D.Graham	2	2	28	14.0	15	0			
M.Barber	2	2	27	13.5	26	0				K.Moreno	1	1	9	9.0	9	1			
R.Williams	3	2	20	10.0	14	0				J.Gaffney	3	1	8	8.0	8	0			
M.Bennett	1	1	13	13.0	13	0				E.Royal	3	1	4	4.0	4	0			
P.Crayton	3	1	9	9.0	9	0				B.Marshall	2	0	0	0.0	0	0			
J.Witten	1	1	8	8.0	8	0													
S.Hurd	1	1	4	4.0	4	0													
Total	18	14	134	9.6	28	0				Total	15	9	87	9.7	23	1			

Dallas Cowboys	Regular Defensive Plays												Special Teams					Misc			
	TKL	AST	COMB	SK	/	YDS	TFL	QH	IN	PD	FF	FR	TKL	AST	FF	FR	BL	TKL	AST	FF	FR
B.James	3	1	4	0.0		0.0	0	0	0	0	0	0	0	0	0	0	0	0	0	0	0
K.Brooking	3	0	3	0.0		0.0	0	0	0	0	0	0	0	0	0	0	0	0	0	0	0
I.Olshansky	2	0	2	0.0		0.0	0	0	0	0	0	0	0	0	0	0	0	0	0	0	0
O.Scandrick	2	0	2	0.0		0.0	0	0	0	0	0	0	0	0	0	0	0	0	0	0	0

Denver Broncos	Regular Defensive Plays												Special Teams					Misc			
	TKL	AST	COMB	SK	/	YDS	TFL	QH	IN	PD	FF	FR	TKL	AST	FF	FR	BL	TKL	AST	FF	FR
D.Williams	7	0	7	1.0		1.0	1	1	0	0	0	1	0	0	0	0	0	0	0	0	0
A.Davis	5	2	7	0.0		0.0	0	0	0	0	0	0	0	0	0	0	0	0	0	0	0
B.Dawkins	5	0	5	0.0		0.0	1	0	0	0	0	0	0	0	0	0	0	0	0	0	0
K.Peterson	3	1	4	0.0		0.0	0	0	0	0	0	0	0	0	0	0	0	0	0	0	0

Play By Play

1st Quarter

10/4/2009

Page 1

DAL wins toss, elects to Receive, and DEN elects to defend the South goal.

M.Prater kicks 75 yards from DEN 30 to DAL -5. M.Austin to DAL 19 for 24 yards (D.Reid).

Dallas Cowboys at 15:00, (1st play from scrimmage 14:56)

1-10-DAL 19 (14:56) M.Barber up the middle to DAL 20 for 1 yard (R.Fields).

2-9-DAL 20 (14:26) M.Barber right guard to DAL 24 for 4 yards (A.Davis).

3-5-DAL 24 (13:49) (Shotgun) T.Romo pass incomplete short middle to J.Witten [R.Ayers].

PENALTY on DEN-B.Dawkins, Defensive Holding, 5 yards, enforced at DAL 24 - No Play.

X1

1-10-DAL 29 (13:45) T.Romo pass short left to M.Barber pushed ob at DAL 30 for 1 yard (E.Dumervil).

2-9-DAL 30 (13:21) M.Barber left tackle to DAL 39 for 9 yards (A.Davis).

R2

Timeout #1 by DEN at 12:38.

1-10-DAL 39 (12:38) (Shotgun) T.Romo pass short right to S.Hurd to DAL 43 for 4 yards (W.Woodyard).

2-6-DAL 43 (12:00) T.Choice up the middle to DAL 40 for -3 yards (B.Dawkins, K.Peterson).

3-9-DAL 40 (11:20) (Shotgun) T.Romo sacked at DAL 39 for -1 yards (E.Dumervil).

4-10-DAL 39 (10:49) M.McBriar punts 47 yards to DEN 14, Center-L.Ladouceur, fair catch by E.Royal.

*PENALTY on DEN-P.Hillis, Offensive Holding, 7 yards, enforced at DEN 14.***Denver Broncos at 10:40**

1-10-DEN 7 (10:40) K.Orton pass short right to C.Buckhalter to DEN 12 for 5 yards (K.Brooking).

2-5-DEN 12 (10:07) (Shotgun) *PENALTY on DEN-R.Harris, False Start, 5 yards, enforced at DEN 12 - No Play.*

2-10-DEN 7 (9:43) (Shotgun) K.Orton pass incomplete deep right to B.Marshall.

3-10-DEN 7 (9:38) (Shotgun) K.Orton pass incomplete short right to E.Royal (T.Newman).

4-10-DEN 7 (9:32) B.Kern punts 62 yards to DAL 31, Center-L.Paxton, out of bounds.

Dallas Cowboys at 9:23

1-10-DAL 31 (9:23) T.Romo pass incomplete short left to R.Williams.

PENALTY on DAL-L.Davis, Offensive Holding, 10 yards, enforced at DAL 31 - No Play.

1-20-DAL 21 (9:15) T.Romo pass short left to M.Barber to DAL 47 for 26 yards (R.Hill).

P3

1-10-DAL 47 (8:27) T.Choice right guard to DEN 42 for 11 yards (A.Goodman).

R4

1-10-DEN 42 (7:57) T.Choice up the middle to DEN 35 for 7 yards (L.Smith).

2-3-DEN 35 (7:23) T.Romo pass short right to T.Choice pushed ob at DEN 32 for 3 yards (M.Haggan).

P5

1-10-DEN 32 (6:59) M.Barber right guard to DEN 28 for 4 yards (A.Davis).

2-6-DEN 28 (6:16) T.Romo pass incomplete short right to P.Crayton.

3-6-DEN 28 (6:11) (Shotgun) T.Choice up the middle to DEN 31 for -3 yards (R.Ayers).

*Penalty on DAL-A.Gurode, Offensive Holding, declined.*4-9-DEN 31 (6:02) **N.Folk 49 yard field goal is GOOD, Center-L.Ladouceur, Holder-M.McBriar.****DAL 3 DEN 0, 8 plays, 38 yards, 3:27 drive, 9:04 elapsed**

D.Buehler kicks 70 yards from DAL 30 to DEN 0. K.McKinley to DEN 30 for 30 yards (A.Ball).

Denver Broncos at 5:56, (1st play from scrimmage 5:50)

1-10-DEN 30 (5:50) K.Orton pass incomplete deep middle to J.Gaffney.

2-10-DEN 30 (5:45) K.Moreno right guard to DEN 35 for 5 yards (K.Brooking, K.Hamlin).

3-5-DEN 35 (5:04) (Shotgun) *PENALTY on DEN-R.Harris, False Start, 5 yards, enforced at DEN 35 - No Play.*

3-10-DEN 30 (4:40) (Shotgun) K.Orton pass incomplete short middle to J.Gaffney (G.Sensabaugh).

4-10-DEN 30 (4:35) B.Kern punts 51 yards to DAL 19, Center-L.Paxton. P.Crayton to DAL 29 for 10 yards (J.Barrett).

*PENALTY on DEN-M.Haggan, Defensive Holding, 10 yards, enforced at DAL 29.***Dallas Cowboys at 4:24**

1-10-DAL 39 (4:24) T.Romo pass short left to T.Choice to DEN 33 for 28 yards (A.Davis).

P6

1-10-DEN 33 (3:34) T.Choice up the middle to DEN 32 for 1 yard (M.Haggan; A.Davis).

2-9-DEN 32 (3:00) (Shotgun) T.Romo pass short left to M.Bennett to DEN 19 for 13 yards (D.Williams).

P7

1-10-DEN 19 (2:33) M.Barber up the middle to DEN 16 for 3 yards (K.Peterson).

2-7-DEN 16 (1:55) (Shotgun) T.Romo pass incomplete short right to P.Crayton.

3-7-DEN 16 (1:51) (Shotgun) T.Romo pass short right to R.Williams pushed ob at DEN 2 for 14 yards (C.Bailey).

P8

1-2-DEN 2 (1:23) M.Barber up the middle to DEN 1 for 1 yard (D.Williams).2-1-DEN 1 (:50) **M.Barber up the middle for 1 yard, TOUCHDOWN.**

R9

N.Folk extra point is GOOD, Center-L.Ladouceur, Holder-M.McBriar.

DAL 10 DEN 0, 8 plays, 61 yards, 3:41 drive, 14:17 elapsed

D.Buehler kicks 70 yards from DAL 30 to end zone, Touchback.

Denver Broncos at 0:43

1-10-DEN 20 (:43) C.Buckhalter up the middle to DEN 25 for 5 yards (G.Sensabaugh).

PENALTY on DAL-J.Ratliff, Defensive Holding, 5 yards, enforced at DEN 25.

X1

1-10-DEN 30 (:20) (Shotgun) K.Orton pass short left to J.Gaffney to DEN 38 for 8 yards (M.Jenkins).**END OF QUARTER****Score****Time****First Downs****Efficiencies****==== Quarter Summary =====****Poss****R****P****X****T****3Down****4Down****Dallas Cowboys****10****11:28****3****5****1****9****1/3****0/0****Denver Broncos****0****3:32****0****0****1****1****0/2****0/0**

Denver Broncos continued.

2-2-DEN 38 (15:00) C.Buckhalter right guard to DEN 41 for 3 yards (B.James). R2
 1-10-DEN 41 (14:28) K.Orton pass incomplete deep middle to B.Marshall (M.Jenkins).
 2-10-DEN 41 (14:22) C.Buckhalter left guard to DEN 47 for 6 yards (I.Olshansky, B.James).
 3-4-DEN 47 (13:41) (Shotgun) K.Orton sacked at DEN 40 for -7 yards (S.Bowen).
 4-11-DEN 40 (13:20) B.Kern punts 53 yards to DAL 7, Center-L.Paxton. P.Crayton pushed ob at DAL 12 for 5 yards (J.Barrett).

Dallas Cowboys at 13:11

1-10-DAL 12 (13:11) T.Romo pass short right to P.Crayton to DAL 21 for 9 yards (C.Bailey).
 2-1-DAL 21 (12:54) T.Choice up the middle to DAL 21 for no gain (K.Peterson, A.Davis).
 3-1-DAL 21 (12:20) M.Barber left guard to DAL 25 for 4 yards (D.Williams). R10
 1-10-DAL 25 (11:39) T.Romo pass incomplete short right to R.Williams (C.Bailey).
 2-10-DAL 25 (11:31) T.Choice up the middle to DAL 26 for 1 yard (D.Williams, R.Fields).
PENALTY on DAL-A.Gurode, Tripping, 10 yards, enforced at DAL 25 - No Play.
 2-20-DAL 15 (11:04) (Shotgun) T.Romo pass short left to M.Austin to DAL 21 for 6 yards (B.Dawkins).
 3-14-DAL 21 (10:18) (Shotgun) T.Romo sacked at DAL 17 for -4 yards (R.Hill). FUMBLES (R.Hill), RECOVERED by DEN-D.Williams at DAL 17. D.Williams to DAL 9 for 8 yards (A.Gurode).

Denver Broncos at 10:10

1-9-DAL 9 (10:10) (Shotgun) K.Orton pass short right to K.Moreno for 9 yards, TOUCHDOWN. P3
 M.Praer extra point is GOOD, Center-L.Paxton, Holder-B.Kern.

DAL 10 DEN 7, 1 plays, 9 yards, 0:06 drive, 4:56 elapsed

M.Praer kicks 67 yards from DEN 30 to DAL 3. M.Austin to DAL 31 for 28 yards (M.Haggan).

Dallas Cowboys at 10:04, (1st play from scrimmage 9:58)

1-10-DAL 31 (9:58) M.Barber right tackle to DAL 37 for 6 yards (D.Williams, R.Hill).
 2-4-DAL 37 (9:29) (Shotgun) T.Romo pass short left to R.Williams to DAL 43 for 6 yards (D.Williams). P11
 1-10-DAL 43 (8:51) M.Barber right guard to DAL 49 for 6 yards (A.Davis).
 2-4-DAL 49 (8:14) T.Romo sacked at DAL 48 for -1 yards (D.Williams).
 3-5-DAL 48 (7:36) (Shotgun) T.Choice up the middle to DEN 43 for 9 yards (R.Hill).
PENALTY on DAL-T.Romo, Delay of Game, 5 yards, enforced at DAL 48 - No Play.
 3-10-DAL 43 (7:10) (Shotgun) T.Romo pass short right to M.Austin to DAL 45 for 2 yards (B.Dawkins).
 4-8-DAL 45 (6:36) M.McBriar punts 43 yards to DEN 12, Center-L.Ladouceur, fair catch by E.Royal.

Denver Broncos at 6:28

1-10-DEN 12 (6:28) K.Moreno right guard to DEN 17 for 5 yards (I.Olshansky).
 2-5-DEN 17 (5:57) K.Orton pass incomplete short left to E.Royal.
 3-5-DEN 17 (5:45) (Shotgun) K.Orton pass short right to C.Buckhalter pushed ob at DEN 40 for 23 yards (A.Spencer). P4
 1-10-DEN 40 (5:22) (Shotgun) K.Orton pass incomplete deep right to T.Scheffler.
PENALTY on DEN-T.Scheffler, Offensive Pass Interference, 10 yards, enforced at DEN 40 - No Play.
 1-20-DEN 30 (5:22) K.Orton pass short left to D.Graham to DEN 45 for 15 yards (K.Brooking).
 2-5-DEN 45 (4:40) (Shotgun) K.Orton pass short right to C.Buckhalter pushed ob at DAL 46 for 9 yards (O.Scandrick). P5
 1-10-DAL 46 (4:10) (Shotgun) K.Moreno right guard to DAL 33 for 13 yards (K.Hamlin).
PENALTY on DEN, Offensive Holding, 10 yards, enforced at DAL 46 - No Play.
 1-20-DEN 44 (3:40) K.Orton pass short left to C.Buckhalter to DEN 45 for 1 yard (B.James).
 2-19-DEN 45 (3:00) (Shotgun) K.Orton pass short middle to B.Marshall to DAL 49 for 6 yards (B.Carpenter).
PENALTY on DEN-R.Clady, Tripping, 10 yards, enforced at DEN 45 - No Play.
 2-29-DEN 35 (2:36) K.Orton pass short right to E.Royal to DEN 39 for 4 yards (O.Scandrick).
 Timeout #1 by DAL at 02:11.
 3-25-DEN 39 (2:11) (Shotgun) K.Orton pass short right to D.Graham to DAL 48 for 13 yards (B.James).

Two-Minute Warning

4-12-DAL 48 (2:00) B.Kern punts 41 yards to DAL 7, Center-L.Paxton, fair catch by P.Crayton.

Dallas Cowboys at 1:52

1-10-DAL 7 (1:52) (Shotgun) T.Choice right tackle to DAL 8 for 1 yard (B.Dawkins, W.Woodyard).
 2-9-DAL 8 (1:15) (Shotgun) T.Romo pass short right to J.Witten pushed ob at DAL 16 for 8 yards (C.Bailey).
 3-1-DAL 16 (1:10) T.Choice up the middle to DAL 18 for 2 yards (K.Peterson). R12
 1-10-DAL 18 (:40) (Shotgun) T.Romo pass short right to M.Austin to DAL 29 for 11 yards (B.Dawkins). P13
 Timeout #2 by DAL at 00:33.
 1-10-DAL 29 (:33) (Shotgun) T.Romo FUMBLES (Aborted) at DAL 25, and recovers at DAL 25. T.Romo pass incomplete short right to M.Austin.
 2-10-DAL 29 (:27) (Shotgun) T.Romo pass short middle to T.Choice to DAL 32 for 3 yards (D.Williams).

END OF QUARTER

Score

Time

First Downs

Efficiencies

==== Quarter Summary =====

Poss

R

P

X

T

3Down

4Down

Dallas Cowboys

10

8:29

2

2

0

4

2/4

0/0

Denver Broncos

7

6:31

1

3

0

4

1/3

0/0

DEN elects to Receive, and DAL elects to defend the South goal.

D.Buehler kicks 68 yards from DAL 30 to DEN 2. K.McKinley to DEN 21 for 19 yards (C.Washington).

Denver Broncos at 15:00, (1st play from scrimmage 14:55)

1-10-DEN 21 (14:55) (Shotgun) K.Moreno up the middle to DEN 24 for 3 yards (D.Ware). FUMBLES (D.Ware), RECOVERED by DAL-B.James at DEN 27. B.James to DEN 27 for no gain (R.Hochstein).

Dallas Cowboys at 14:48

1-10-DEN 27 (14:48) M.Barber up the middle to DEN 25 for 2 yards (R.Fields; R.McBean).

2-8-DEN 25 (14:07) (Shotgun) T.Romo pass short right to J.Witten to DEN 16 for 9 yards (J.Williams, R.Ayers). P14

1-10-DEN 16 (13:31) T.Choice right guard to DEN 17 for -1 yards (A.Davis).

2-11-DEN 17 (12:49) (Shotgun) T.Romo pass incomplete short left to R.Williams (D.Williams).

Timeout #1 by DAL at 12:45.

3-11-DEN 17 (12:45) (Shotgun) T.Romo pass short right intended for M.Austin INTERCEPTED by C.Bailey at DEN 3. C.Bailey ran ob at DEN 6 for 3 yards.

Denver Broncos at 12:40

1-10-DEN 6 (12:40) C.Buckhalter up the middle to DEN 12 for 6 yards (K.Brooking).

2-4-DEN 12 (12:11) C.Buckhalter up the middle to DEN 22 for 10 yards (T.Newman). R6

1-10-DEN 22 (11:38) K.Orton FUMBLES (Aborted) at DEN 20, and recovers at DEN 20. K.Orton to DEN 20 for no gain (B.James).

2-12-DEN 20 (11:05) (Shotgun) K.Orton up the middle to DEN 21 for 1 yard (A.Spencer; D.Ware).

PENALTY on DAL-A.Spencer, Face Mask (15 Yards), 15 yards, enforced at DEN 21. X7

1-10-DEN 36 (10:43) K.Orton pass incomplete short middle to E.Royal [K.Hamlin].

2-10-DEN 36 (10:35) K.Orton sacked at DEN 28 for -8 yards (B.James).

3-18-DEN 28 (10:02) (Shotgun) K.Orton pass short left to C.Buckhalter to DEN 45 for 17 yards (P.Watkins).

4-1-DEN 45 (9:15) B.Kern punts 55 yards to end zone, Center-L.Paxton, Touchback.

Dallas Cowboys at 9:06

1-10-DAL 20 (9:06) T.Romo pass short right to D.Anderson to DAL 25 for 5 yards (D.Williams).

2-5-DAL 25 (8:28) T.Choice right guard to DAL 31 for 6 yards (C.Bailey). R15

1-10-DAL 31 (7:37) T.Romo sacked at DAL 27 for -4 yards (E.Dumervil).

2-14-DAL 27 (7:02) (Shotgun) T.Romo pass incomplete short right to T.Choice.

3-14-DAL 27 (6:56) (Shotgun) T.Romo pass short right to J.Witten to DAL 34 for 7 yards (C.Bailey).

4-7-DAL 34 (6:22) M.McBriar punts 55 yards to DEN 11, Center-L.Ladouceur. E.Royal to DEN 15 for 4 yards (P.Watkins; S.Hurd).

PENALTY on DEN-P.Hillis, Illegal Block Above the Waist, 7 yards, enforced at DEN 15.

Denver Broncos at 6:11

1-10-DEN 8 (6:11) C.Buckhalter right end to DEN 15 for 7 yards (D.Ware; K.Hamlin). DEN-C.Buckhalter was injured during the play. DAL-D.Ware was injured during the play.

2-3-DEN 15 (5:40) K.Moreno up the middle to DEN 19 for 4 yards (K.Brooking, P.Watkins). R8

1-10-DEN 19 (5:06) K.Orton pass short left to B.Marshall to DEN 35 for 16 yards (K.Hamlin). P9

1-10-DEN 35 (4:31) K.Moreno up the middle to DEN 43 for 8 yards (K.Brooking, M.Spears).

2-2-DEN 43 (3:58) K.Moreno up the middle to DEN 44 for 1 yard (B.James).

3-1-DEN 44 (3:18) K.Moreno left guard to DEN 49 for 5 yards (K.Hamlin). R10

1-10-DEN 49 (2:47) K.Moreno right guard to 50 for 1 yard (K.Brooking).

2-9-50 (2:08) (Shotgun) K.Orton pass short right to T.Scheffler pushed ob at DAL 39 for 11 yards (P.Watkins). P11

1-10-DAL 39 (1:45) (Shotgun) L.Jordan left guard to DAL 36 for 3 yards (K.Brooking).

2-7-DAL 36 (1:09) (Shotgun) K.Orton pass short left to T.Scheffler to DAL 30 for 6 yards (P.Watkins).

3-1-DAL 30 (:42) K.Moreno right guard to DAL 30 for no gain (M.Spears).

4-1-DAL 30 (:03) K.Moreno left guard to DAL 30 for no gain (K.Brooking).

END OF QUARTER	Score	Time	First Downs				Efficiencies	
=== Quarter Summary ===		Poss	R	P	X	T	3Down	4Down
Dallas Cowboys	10	5:03	1	1	0	2	0/2	0/0
Denver Broncos	7	9:57	3	2	1	6	1/3	0/1

Dallas Cowboys vs Denver Broncos at Invesco Field at Mile High

Play By Play

4th Quarter

10/4/2009

Page 1

Dallas Cowboys continued.

Dallas Cowboys at 15:00

- 1-10-DAL 30 (15:00) T.Romo pass short right to P.Crayton to DAL 31 for 1 yard (C.Bailey).
 2-9-DAL 31 (14:31) T.Choice up the middle to DAL 33 for 2 yards (M.Haggan, L.Smith).
 3-7-DAL 33 (13:47) (Shotgun) T.Romo pass incomplete short right to M.Austin [W.Woodyard].
 4-7-DAL 33 (13:42) M.McBriar punts 45 yards to DEN 22, Center-L.Ladouceur. E.Royal to DEN 37 for 15 yards (B.Carpenter, D.Anderson).

Denver Broncos at 13:32

- 1-10-DEN 37 (13:32) K.Orton pass short right to T.Scheffler ran ob at DEN 46 for 9 yards.
 2-1-DEN 46 (13:06) (Shotgun) K.Moreno right guard to DAL 44 for 10 yards (D.Ware). R12
 Timeout #1 by DEN at 12:28.
1-10-DAL 44 (12:28) K.Orton pass incomplete deep left to J.Gaffney.
 2-10-DAL 44 (12:20) (Shotgun) K.Orton sacked at DEN 49 for -7 yards (M.Spears).
 3-17-DEN 49 (11:50) (Shotgun) K.Orton pass short right to D.Graham pushed ob at DAL 43 for 8 yards (T.Newman).
 4-9-DAL 43 (11:25) B.Kern punts 43 yards to end zone, Center-L.Paxton, Touchback.

Dallas Cowboys at 11:18

- 1-10-DAL 20 (11:18) T.Romo pass incomplete short middle to R.Williams (R.Hill).
 2-10-DAL 20 (11:14) T.Romo pass incomplete short left to P.Crayton (A.Goodman).
PENALTY on DEN-A.Goodman, Defensive Pass Interference, 12 yards, enforced at DAL 20 - No Play. X16
1-10-DAL 32 (11:09) T.Choice right end to DAL 39 for 7 yards (R.McBean; B.Dawkins).
 2-3-DAL 39 (10:30) T.Choice left end ran ob at DEN 44 for 17 yards (B.Dawkins).
PENALTY on DAL-M.Bennett, Offensive Holding, 10 yards, enforced at DAL 39 - No Play.
 2-13-DAL 29 (10:01) T.Romo pass incomplete deep middle to P.Crayton (B.Dawkins).
 3-13-DAL 29 (9:55) (Shotgun) T.Romo pass incomplete deep middle to R.Williams (D.Williams). DAL-R.Williams was injured during the play.
 4-13-DAL 29 (9:55) M.McBriar punts 60 yards to DEN 11, Center-L.Ladouceur. E.Royal pushed ob at DEN 25 for 14 yards (S.Hurd).

Denver Broncos at 9:35

- 1-10-DEN 25 (9:35) (Shotgun) K.Orton pass short middle to B.Marshall to DEN 41 for 16 yards (B.James; M.Jenkins). P13
1-10-DEN 41 (8:58) K.Moreno up the middle to DEN 46 for 5 yards (P.Watkins, I.Olshansky).
 2-5-DEN 46 (8:27) (Shotgun) K.Orton pass short left to E.Royal to DAL 42 for 12 yards (M.Jenkins). P14
PENALTY on DAL-J.Ratliff, Roughing the Passer, 15 yards, enforced at DAL 42. X15
1-10-DAL 27 (7:55) L.Jordan up the middle to DAL 16 for 11 yards (P.Watkins, K.Hamlin). R16
1-10-DAL 16 (7:25) K.Moreno left guard to DAL 12 for 4 yards (J.Siavii).
 2-6-DAL 12 (6:48) K.Orton pass incomplete short right to E.Royal.
 Timeout #2 by DEN at 06:43.
 3-6-DAL 12 (6:43) (Shotgun) K.Orton pass short right to K.Moreno to DAL 10 for 2 yards (O.Scandrick).
 4-4-DAL 10 (6:02) **M.Prater 28 yard field goal is GOOD, Center-L.Paxton, Holder-B.Kern.**

DAL 10 DEN 10, 8 plays, 65 yards, 1 penalty, 3:37 drive, 9:02 elapsed

M.Prater kicks 70 yards from DEN 30 to end zone, Touchback.

Dallas Cowboys at 5:58

- 1-10-DAL 20 (5:58) T.Romo pass short left to T.Choice pushed ob at DAL 26 for 6 yards (A.Davis). R17
 2-4-DAL 26 (5:39) T.Choice up the middle to DAL 32 for 6 yards (K.Peterson). P18
1-10-DAL 32 (5:02) T.Romo pass short middle to R.Williams to DAL 47 for 15 yards (C.Bailey).
1-10-DAL 47 (4:21) T.Choice left end to DAL 44 for -3 yards (M.Haggan).
 2-13-DAL 44 (3:39) (Shotgun) T.Romo sacked at DAL 40 for -4 yards (V.Holliday).
 3-17-DAL 40 (3:03) (Shotgun) T.Romo pass incomplete deep middle to M.Austin.
 4-17-DAL 40 (2:57) M.McBriar punts 46 yards to DEN 14, Center-L.Ladouceur. E.Royal to DEN 27 for 13 yards (J.Williams).

Denver Broncos at 2:47

- 1-10-DEN 27 (2:47) (Shotgun) K.Orton pass short right to B.Marshall to DEN 35 for 8 yards (T.Newman).
 2-2-DEN 35 (2:06) (Shotgun) K.Moreno up the middle to DEN 49 for 14 yards (K.Hamlin). R17
 Two-Minute Warning
1-10-DEN 49 (2:00) (Shotgun) K.Orton pass deep right to B.Marshall for 51 yards, TOUCHDOWN. P18
 M.Prater extra point is GOOD, Center-L.Paxton, Holder-B.Kern.

DAL 10 DEN 17, 3 plays, 73 yards, 1:01 drive, 13:14 elapsed

M.Prater kicks 70 yards from DEN 30 to end zone, Touchback.

Dallas Cowboys at 1:46

- 1-10-DAL 20 (1:46) T.Romo pass short right to J.Witten to DAL 27 for 7 yards (D.Williams).
 2-3-DAL 27 (1:23) (Shotgun) T.Romo pass incomplete short right to M.Austin.
 3-3-DAL 27 (1:20) (Shotgun) T.Romo pass incomplete short left to P.Crayton (J.Williams).
 4-3-DAL 27 (1:16) (Shotgun) T.Romo pass short middle to S.Hurd to DEN 20 for 53 yards (B.Dawkins). P19
 Timeout #2 by DAL at 00:59.
1-10-DEN 20 (:59) (Shotgun) T.Romo pass short right to T.Choice to DEN 13 for 7 yards (W.Woodyard).
 2-3-DEN 13 (:35) (Shotgun) T.Romo pass short right to S.Hurd pushed ob at DEN 8 for 5 yards (C.Bailey). P20
 Timeout #3 by DAL at 00:27.
1-8-DEN 8 (:27) T.Romo pass short right to P.Crayton to DEN 2 for 6 yards (J.Williams).
 2-2-DEN 2 (:09) T.Romo spiked the ball to stop the clock.
 3-2-DEN 2 (:09) (Shotgun) T.Romo pass incomplete short middle to S.Hurd (C.Bailey).
 4-2-DEN 2 (:05) (Shotgun) T.Romo pass incomplete short middle to S.Hurd (C.Bailey).

Denver Broncos at 0:01

- 1-10-DEN 2 (:01) K.Orton kneels to DEN 1 for -1 yards.

END OF QUARTER	Score	Time	First Downs				Efficiencies	
=== Quarter Summary ===		Poss	R	P	X	T	3Down	4Down
Dallas Cowboys	10	8:07	1	3	1	5	0/5	1/2
Denver Broncos	17	6:53	3	3	1	7	0/2	0/0

Miscellaneous Statistics Report

Dallas Cowboys vs Denver Broncos
10/4/2009 at Invesco Field at Mile High

Ten Longest Plays for Dallas Cowboys

Yards Qtr Play Start Play Description

53	4	4-3-DAL 27	(1:16) (Shotgun) T.Romo pass short middle to S.Hurd to DEN 20 for 53 yards (B.Dawkins).
28	1	1-10-DAL 39	(4:24) T.Romo pass short left to T.Choice to DEN 33 for 28 yards (A.Davis).
26	1	1-20-DAL 21	(9:15) T.Romo pass short left to M.Barber to DAL 47 for 26 yards (R.Hill).
15	4	1-10-DAL 32	(5:02) T.Romo pass short middle to R.Williams to DAL 47 for 15 yards (C.Bailey).
14	1	3-7-DEN 16	(1:51) (Shotgun) T.Romo pass short right to R.Williams pushed ob at DEN 2 for 14 yards (C.Bailey).
13	1	2-9-DEN 32	(3:00) (Shotgun) T.Romo pass short left to M.Bennett to DEN 19 for 13 yards (D.Williams).
11	1	1-10-DAL 47	(8:27) T.Choice right guard to DEN 42 for 11 yards (A.Goodman).
11	2	1-10-DAL 18	(:40) (Shotgun) T.Romo pass short right to M.Austin to DAL 29 for 11 yards (B.Dawkins).
9	1	2-9-DAL 30	(13:21) M.Barber left tackle to DAL 39 for 9 yards (A.Davis).
9	2	1-10-DAL 12	(13:11) T.Romo pass short right to P.Crayton to DAL 21 for 9 yards (C.Bailey).

Ten Longest Plays for Denver Broncos

Yards Qtr Play Start Play Description

51	4	1-10-DEN 49	(2:00) (Shotgun) K.Orton pass deep right to B.Marshall for 51 yards, TOUCHDOWN.
27	4	2-5-DEN 46	(8:27) (Shotgun) K.Orton pass short left to E.Royal to DAL 42 for 12 yards (M.Jenkins). PENALTY on DAL-J.Ratliff, Roughing the Passer, 15 yards, enforced at DAL 42.
23	2	3-5-DEN 17	(5:45) (Shotgun) K.Orton pass short right to C.Buckhalter pushed ob at DEN 40 for 23 yards (A.Spencer).
17	3	3-18-DEN 28	(10:02) (Shotgun) K.Orton pass short left to C.Buckhalter to DEN 45 for 17 yards (P.Watkins).
16	3	1-10-DEN 19	(5:06) K.Orton pass short left to B.Marshall to DEN 35 for 16 yards (K.Hamlin).
16	3	2-12-DEN 20	(11:05) (Shotgun) K.Orton up the middle to DEN 21 for 1 yard (A.Spencer; D.Ware). PENALTY on DAL-A.Spencer, Face Mask (15 Yards), 15 yards, enforced at DEN 21.
16	4	1-10-DEN 25	(9:35) (Shotgun) K.Orton pass short middle to B.Marshall to DEN 41 for 16 yards (B.James; M.Jenkins).
15	2	1-20-DEN 30	(5:22) K.Orton pass short left to D.Graham to DEN 45 for 15 yards (K.Brooking).
14	4	2-2-DEN 35	(2:06) (Shotgun) K.Moreno up the middle to DEN 49 for 14 yards (K.Hamlin).
13	2	3-25-DEN 39	(2:11) (Shotgun) K.Orton pass short right to D.Graham to DAL 48 for 13 yards (B.James).

Touchdown Scoring Information

		Offense	Defense	Special Teams
VISITOR:	Dallas Cowboys	1	0	0
HOME:	Denver Broncos	2	0	0

BRONCOS NUMERICAL		
No.	Player	Pos.
1	Brett Kern	P
2	Chris Simms	QB
3	Tom Brandstater	QB
5	Matt Prater	K
8	Kyle Orton	QB
10	Jabar Gaffney	WR
11	Kenny McKinley	WR
14	Brandon Stokley	WR
15	Brandon Marshall	WR
19	Eddie Royal	WR
20	Brian Dawkins	S
21	André Goodman	CB
22	Peyton Hillis	RB
23	Renaldo Hill	S
24	Champ Bailey	CB
26	Jack Williams	CB
27	Knowshon Moreno	RB
28	Correll Buckhalter	RB
30	David Bruton	S
31	Darcel McBath	S
32	LaMont Jordan	RB
33	Alphonso Smith	CB
36	Josh Barrett	S
46	Spencer Larsen	ILB/FB
50	Ben Hamilton	G/C
54	Andra Davis	ILB
55	D.J. Williams	ILB
56	Robert Ayers	OLB/DE
57	Mario Haggan	ILB
59	Wesley Woodyard	ILB
62	Casey Wiegmann	C
66	Lonie Paxton	LS
70	Seth Olsen	G
71	Russ Hochstein	OL
73	Chris Kuper	G
74	Ryan Harris	T
75	Chris Baker	DL
76	Tyler Polumbus	T
77	Brandon Gorin	T
78	Ryan Clady	T
79	Marcus Thomas	DL
81	Richard Quinn	TE
84	Brandon Lloyd	WR
88	Tony Scheffler	TE
89	Daniel Graham	TE
90	Kenny Peterson	DL
91	Ronald Fields	DL
92	Elvis Dumervil	OLB/DE
94	Jarvis Moss	OLB/DE
95	Darrell Reid	OLB/DE
97	Le Kevin Smith	DL
98	Ryan McBean	DL
99	Vonnie Holliday	DL
INACTIVES		
1.	5.	
2.	6.	
3.	7.	
4.	3rd QB:	



DENVER BRONCOS (3-0) vs. DALLAS COWBOYS (2-1)

SUNDAY, OCT. 4, 2009 • 2:15 P.M. • INVESCO FIELD AT MILE HIGH • DENVER, COLO.



BRONCOS OFFENSE				
WR	19	Eddie Royal	84	Brandon Lloyd
LT	78	Ryan Clady	76	Tyler Polumbus
LG	50	Ben Hamilton	70	Seth Olsen
C	62	Casey Wiegmann	50	Ben Hamilton
RG	73	Chris Kuper	71	Russ Hochstein
RT	74	Ryan Harris	77	Brandon Gorin
TE	89	Daniel Graham	88	Tony Scheffler
WR	14	Brandon Stokley	10	Jabar Gaffney
WR	10	Jabar Gaffney	15	Brandon Marshall
QB	8	Kyle Orton	2	Chris Simms
RB	28	Correll Buckhalter	27	Knowshon Moreno
			32	LaMont Jordan
			22	Peyton Hillis

COWBOYS DEFENSE				
LE	96	Marcus Spears	97	Jason Hatcher
NT	90	Jay Ratliff	95	Junior Siavii
RE	99	Igor Olshansky	72	Stephen Bowen
SLB	93	Anthony Spencer	57	Victor Butler
MILB	56	Bradie James	54	Bobby Carpenter
MOLB	51	Keith Brooking	58	Jason Williams
WLB	94	DeMarcus Ware	53	Steve Octavien
LCB	41	Terence Newman	21	Mike Jenkins
RCB	32	Orlando Scandrick	21	Mike Jenkins
FS	26	Ken Hamlin	36	Michael Hamlin
SS	43	Gerald Sensabaugh	25	Patrick Watkins
			27	Marvin White

BRONCOS SPECIALISTS				
P	1	Brett Kern		
K	5	Matt Prater		
KO	5	Matt Prater	1	Brett Kern
PR	19	Eddie Royal	33	Alphonso Smith
KR	19	Eddie Royal	22	Peyton Hillis
PC	66	Lonie Paxton	73	Chris Kuper
KC	66	Lonie Paxton	73	Chris Kuper
H	1	Brett Kern	8	Kyle Orton

BRONCOS: Tom Brandstater (BRAND-stay-ter); David Bruton (BRUTE-in); Correll Buckhalter (cor-ELL); Ryan Clady (CLAY-dee); Andra Davis (ON-dray); Elvis Dumervil (DOO-mehr-vill); Mario Haggan (HAY-gen); Russ Hochstein (HOKE-stine); Chris Kuper (KOO-pehr); Knowshon Moreno (mo-REE-no); Lonie Paxton (LAH-nee); Matt Prater (PRAY-ter); Le Kevin Smith (lee-KEE-vin); Casey Wiegmann (WIG-mann); Wesley Woodyard (WOOD-YARD).

PRONUNCIATION GUIDE

BRONCOS DEFENSE				
DE	98	Ryan McBean	97	Le Kevin Smith
NT	91	Ronald Fields	79	Marcus Thomas
DE	90	Kenny Peterson	99	Vonnie Holliday
OLB	57	Mario Haggan	95	Darrell Reid
ILB	54	Andra Davis	46	Spencer Larsen
ILB	55	D.J. Williams	59	Wesley Woodyard
OLB	92	Elvis Dumervil	56	Robert Ayers
LCB	24	Champ Bailey	33	Alphonso Smith
RCB	21	André Goodman	26	Jack Williams
S	23	Renaldo Hill	30	David Bruton
S	20	Brian Dawkins	31	Darcel McBath
			94	Jarvis Moss
			36	Josh Barrett

COWBOYS OFFENSE				
WR	11	Roy Williams	17	Sam Hurd
LT	76	Flozell Adams	68	Doug Free
LG	63	Kyle Kosier	64	Montrae Holland
C	65	Andre Gurode	69	Duke Preston
RG	70	Leonard Davis	71	Cory Procter
RT	75	Marc Colombo	77	Pat McQuistan
TE	82	Jason Witten	80	Martellus Bennett
WR	84	Patrick Crayton	19	Miles Austin
QB	9	Tony Romo	3	Jon Kitna
FB	34	Deon Anderson		
RB	24	Marion Barber	28	Felix Jones
			23	Tashard Choice

COWBOYS SPECIALISTS				
P	1	Mat McBriar		
K	6	Nick Folk	18	David Buehler
KO	18	David Buehler	6	Nick Folk
PR	84	Patrick Crayton	41	Terence Newman
KOR	28	Felix Jones	19	Miles Austin
LS	91	L.P. Ladouceur	32	Orlando Scandrick
H	1	Mat McBriar	3	Jon Kitna

COWBOYS: David Buehler (BEE-ler); Tashard Choice (tuh-SHARD); Andre Gurode (jer-ODD); Montrae Holland (MAHN-TRAY); Kyle Kosier (KOZAR); Louis-Phillippe Ladouceur (LAH-doo-sahr); Pat McQuistan (muh-KWISS-tin); Steve Octavien (ock-TAVE-ee-in); Igor Olshansky (EE-gore ol-SHAN-skee); Junior Siavii (see-AH-vee).

COWBOYS NUMERICAL		
No.	Player	Pos.
1	Mat McBriar	P
3	Jon Kitna	QB
6	Nick Folk	K
7	Stephen McGee	QB
9	Tony Romo	QB
11	Roy Williams	WR
17	Sam Hurd	WR
18	David Buehler	K
19	Miles Austin	WR
20	Alan Ball	CB
21	Mike Jenkins	CB
23	Tashard Choice	RB
24	Marion Barber	RB
25	Patrick Watkins	S
26	Ken Hamlin	S
27	Marvin White	S
28	Felix Jones	RB
32	Orlando Scandrick	CB
34	Deon Anderson	FB
36	Mike Hamlin	S
41	Terence Newman	CB
43	Gerald Sensabaugh	S
51	Keith Brooking	LB
53	Steve Octavien	LB
54	Bobby Carpenter	LB
56	Bradie James	LB
57	Victor Butler	LB
58	Jason Williams	LB
63	Kyle Kosier	G
64	Montrae Holland	G
65	Andre Gurode	C
68	Doug Free	T
69	Duke Preston	C
70	Leonard Davis	G
71	Cory Procter	C
72	Stephen Bowen	DE
75	Marc Colombo	T
76	Flozell Adams	T
77	Pat McQuistan	T
80	Martellus Bennett	TE
82	Jason Witten	TE
84	Patrick Crayton	WR
85	Kevin Ogletree	WR
89	John Phillips	TE
90	Jay Ratliff	NT
91	Louis-Phillippe Ladouceur	LS
93	Anthony Spencer	LB
94	DeMarcus Ware	LB
95	Junior Siavii	NT
96	Marcus Spears	DE
97	Jason Hatcher	DE
98	Curtis Johnson	LB
99	Igor Olshansky	DE

INACTIVES		
1.	5.	
2.	6.	
3.	7.	
4.	3rd QB:	

[injured player]

TODAY'S OFFICIALS

rookie or first-year player

Referee — Walt Anderson (66), **Umpire** — Scott Dawson (70), **Head Linesman** — Phil McKinnely (110), **Line Judge** — Byron Boston (18), **Field Judge** — Rob Vernatchi (75), **Side Judge** — James Coleman (95), **Back Judge** — Billy Smith (2), **Instant Replay Assistant** — Dale Hamer, **Instant Replay Video Assistant** — Gene Cunningham.

BRONCOS ALPHABETICAL

No.	Player	Pos.
56	Ayers, Robert	OLB/DE
24	Bailey, Champ	CB
75	Baker, Chris	DL
36	Barrett, Josh	S
3	Brandstater, Tom	QB
30	Bruton, David	S
28	Buckhalter, Correll	RB
78	Clady, Ryan	T
54	Davis, Andra	ILB
20	Dawkins, Brian	S
92	Dumervil, Elvis	OLB/DE
91	Fields, Ronald	DL
10	Gaffney, Jabar	WR
21	Goodman, André	CB
77	Gorin, Brandon	T
89	Graham, Daniel	TE
57	Haggan, Mario	ILB
50	Hamilton, Ben	G/C
74	Harris, Ryan	T
23	Hill, Renaldo	S
22	Hillis, Peyton	RB
71	Hochstein, Russ	OL
99	Holliday, Vonnie	DL
32	Jordan, LaMont	RB
1	Kern, Brett	P
73	Kuper, Chris	G
46	Larsen, Spencer	ILB/FB
84	Lloyd, Brandon	WR
15	Marshall, Brandon	WR
31	McBath, Darcel	S
98	McBean, Ryan	DL
11	McKinley, Kenny	WR
27	Moreno, Knowshon	RB
94	Moss, Jarvis	OLB/DE
70	Olsen, Seth	G
8	Orton, Kyle	QB
66	Paxton, Lonie	LS
90	Peterson, Kenny	DL
76	Polumbus, Tyler	T
5	Prater, Matt	K
81	Quinn, Richard	TE
95	Reid, Darrell	OLB/DE
19	Royal, Eddie	WR
88	Scheffler, Tony	TE
2	Simmms, Chris	QB
33	Smith, Alphonso	CB
97	Smith, Le Kevin	DL
14	Stokley, Brandon	WR
79	Thomas, Marcus	DL
62	Wiegmann, Casey	C
55	Williams, D.J.	ILB
26	Williams, Jack	CB
59	Woodyard, Wesley	ILB

DENVER BRONCOS NUMERICAL

No.	Player	Pos.	Hgt.	Wgt.	Age	NFL Exp.	College	How Acq.
1	Brett Kern	P	6-2	215	23	2	Toledo	CFA-'08
2	Chris Simms	QB	6-4	230	29	7	Texas	UFA(Ten)-'09
3	Tom Brandstater	QB	6-5	223	24	R	Fresno State	D6-'09
5	Matt Prater	K	5-10	187	25	3	Central Florida	PS(Mia)-'07
8	Kyle Orton	QB	6-4	225	26	5	Purdue	T(Chi)-'09
10	Jabar Gaffney	WR	6-2	200	28	8	Florida	UFA(NE)-'09
11	Kenny McKinley	WR	6-0	183	22	R	South Carolina	D5-'09
14	Brandon Stokley	WR	6-0	192	33	11	Southwestern Louisiana	FA-'07
15	Brandon Marshall	WR	6-4	230	25	4	Central Florida	D4a-'06
19	Eddie Royal	WR	5-10	180	23	2	Virginia Tech	D2-'08
20	Brian Dawkins	S	6-0	210	35	14	Clemson	UFA(Phi)-'09
21	André Goodman	CB	5-10	184	31	8	South Carolina	UFA(Mia)-'09
22	Peyton Hillis	RB	6-1	240	23	2	Arkansas	D7b-'08
23	Renaldo Hill	S	5-11	205	30	9	Michigan State	UFA(Mia)-'09
24	Champ Bailey	CB	6-0	192	31	11	Georgia	T(Was)-'04
26	Jack Williams	CB	5-9	183	24	2	Kent State	D4b-'08
27	Knowshon Moreno	RB	5-11	210	22	R	Georgia	D1a-'09
28	Correll Buckhalter	RB	6-0	223	30	9	Nebraska	UFA(Phi)-'09
30	David Bruton	S	6-2	211	22	R	Notre Dame	D6-'09
31	Darcel McBath	S	6-1	198	23	R	Texas Tech	D2b-'09
32	LaMont Jordan	RB	5-10	242	30	9	Maryland	UFA(NE)-'09
33	Alphonso Smith	CB	5-9	190	23	R	Wake Forest	D2a-'09
36	Josh Barrett	S	6-2	225	24	2	Arizona State	D7-'08
46	Spencer Larsen	ILB/FB	6-2	243	25	2	Arizona	D6-'08
50	Ben Hamilton	G/C	6-4	290	32	9	Minnesota	D4a-'01
54	Andra Davis	ILB	6-1	251	30	8	Florida	UFA(Cle)-'09
55	D.J. Williams	ILB	6-1	242	27	6	Miami	D1-'04
56	Robert Ayers	OLB/DE	6-3	274	24	R	Tennessee	D1b-'09
57	Mario Haggan	ILB	6-3	267	29	7	Mississippi State	FA-'08
59	Wesley Woodyard	ILB	6-0	222	23	2	Kentucky	CFA-'08
62	Casey Wiegmann	C	6-2	285	36	14	Iowa	UFA(KC)-'08
66	Lonie Paxton	LS	6-2	281	31	10	Sacramento State	UFA(NE)-'09
70	Seth Olsen	G	6-5	308	23	R	Iowa	D4b-'09
71	Russ Hochstein	OL	6-4	305	31	9	Nebraska	T(NE)-'09
73	Chris Kuper	G	6-4	303	26	4	North Dakota	D5-'06
74	Ryan Harris	T	6-5	300	24	3	Notre Dame	D3-'07
75	Chris Baker	DL	6-2	329	21	R	Hampton	CFA-'09
76	Tyler Polumbus	T	6-8	300	24	2	Colorado	CFA-'08
77	Brandon Gorin	T	6-6	309	31	8	Purdue	UFA(Stl)-'09
78	Ryan Clady	T	6-6	325	23	2	Boise State	D1-'08
79	Marcus Thomas	DL	6-3	316	23	3	Florida	D4-'07
81	Richard Quinn	TE	6-4	255	23	R	North Carolina	D2c-'09
84	Brandon Lloyd	WR	6-0	194	28	7	Illinois	FA-'09
88	Tony Scheffler	TE	6-5	255	26	4	Western Michigan	D2-'06
89	Daniel Graham	TE	6-3	257	30	8	Colorado	UFA(NE)-'07
90	Kenny Peterson	DL	6-3	295	30	7	Ohio State	FA-'06
91	Ronald Fields	DL	6-2	314	28	5	Mississippi State	UFA(SF)-'09
92	Elvis Dumervil	OLB/DE	5-11	248	25	4	Louisville	D4b-'06
94	Jarvis Moss	OLB/DE	6-7	257	25	3	Florida	D1-'07
95	Darrell Reid	OLB/DE	6-2	270	27	5	Minnesota	UFA(Ind)-'09
97	Le Kevin Smith	DL	6-3	308	27	4	Nebraska	T(NE)-'09
98	Ryan McBean	DL	6-5	297	25	2	Oklahoma State	FA-'08
99	Vonnice Holliday	DL	6-5	285	33	12	North Carolina	FA-'09

D - Draft choice; UFA - Unrestricted free agent (from); FA - Veteran free agent; PS - Practice squad signee (from);
 Supp - Supplemental Draft; CFA - College free agent; T - Trade (from); W - Waivers (from).

HEAD COACH: Josh McDaniels (1st year). **ASSISTANT COACHES:** Mark Thewes (Assistant to Head Coach), Mike McCoy (Offensive Coordinator/Quarterbacks), Mike Nolan (Defensive Coordinator), Mike Priefer (Special Teams Coordinator), Clancy Barone (Tight Ends), Rick Dennison (Offensive Line), Ed Donatelli (Secondary), Adam Gase (Wide Receivers), Don Martindale (Linebackers), Wayne Nunnely (Defensive Line), Greg Saporta (Assistant Strength and Conditioning), Bobby Turner (Running Backs), Rich Tutten (Strength and Conditioning), Roman Phifer (Assistant Linebackers), Keith Burns (Coaching Assistant), Ben McDaniels (Coaching Assistant), Jay Rodgers (Coaching Assistant), Kristi Nichols (Assistant Coaches Secretary).



DALLAS COWBOYS NUMERICAL

No.	Player	Pos.	Hgt.	Wgt.	Age	NFL Exp.	College	How Acq.
1	Mat McBriar	P	6-1	220	30	6	Hawaii	FA-'04
3	Jon Kitna	QB	6-2	230	37	13	Central Washington	T(Det)-'09
6	Nick Folk	K	6-1	222	24	3	Arizona	D6a-'07
7	Stephen McGee	QB	6-3	218	24	R	Texas A&M	D4a-'09
9	Tony Romo	QB	6-2	226	29	7	Eastern Illinois	FA-'03
11	Roy Williams	WR	6-3	215	27	6	Texas	T(Det)-'08
17	Sam Hurd	WR	6-2	208	24	4	Northern Illinois	FA-'06
18	David Buehler	K	6-2	228	22	R	Southern California	D5c-'09
19	Miles Austin	WR	6-3	214	25	4	Monmouth	FA-'06
20	Alan Ball	CB	6-1	188	24	3	Illinois	D7b-'07
21	Mike Jenkins	CB	5-10	198	24	2	South Florida	D1b-'08
23	Tashard Choice	RB	5-10	212	24	2	Georgia Tech	D4-'08
24	Marion Barber	RB	6-0	222	26	5	Minnesota	D4a-'05
25	Patrick Watkins	S	6-5	218	26	4	Florida State	D5-'06
26	Ken Hamlin	S	6-2	209	28	7	Arkansas	UFA(Sea)-'07
27	Marvin White	S	6-1	199	25	3	Texas Christian	W(Cin)-'09
28	Felix Jones	RB	5-10	218	22	2	Arkansas	D1a-'08
32	Orlando Scandrick	CB	5-10	193	22	2	Boise St.	D5-'08
34	Deon Anderson	FB	5-10	246	26	3	Connecticut	D6b-'07
36	Mike Hamlin	S	6-2	213	23	R	Clemson	D5b-'09
41	Terence Newman	CB	5-11	191	31	7	Kansas State	D1-'03
43	Gerald Sensabaugh	S	6-0	210	26	5	North Carolina	UFA(Jac)-'09
51	Keith Brooking	LB	6-2	242	33	12	Georgia Tech	UFA(Atl)-'09
53	Steve Octavien	LB	6-0	246	24	1	Nebraska	FA-'08
54	Bobby Carpenter	LB	6-2	249	26	4	Ohio State	D1-'06
56	Bradie James	LB	6-2	247	28	7	Louisiana State	D4-'03
57	Victor Butler	LB	6-2	246	22	R	Oregon State	D4b-'09
58	Jason Williams	LB	6-1	246	23	R	Western Illinois	D3a-'09
63	Kyle Kosier	G	6-5	307	30	8	Arizona State	UFA(Det)-'06
64	Montrae Holland	G	6-2	326	29	7	Florida State	T(Den)-'08
65	Andre Gurode	C	6-4	318	30	8	Colorado	D2a-'02
68	Doug Free	T	6-6	313	25	3	Northern Illinois	D4b-'07
69	Duke Preston	C	6-5	311	27	5	Illinois	FA-'09
70	Leonard Davis	G	6-6	353	31	9	Texas	UFA(Ari)-'07
71	Cory Procter	C	6-4	311	26	5	Montana	FA-'05
72	Stephen Bowen	DE	6-5	306	25	4	Hofstra	FA-'06
75	Marc Colombo	T	6-8	318	30	8	Boston College	FA-'05
76	Flozell Adams	T	6-7	338	34	12	Michigan State	D2-'98
77	Pat McQuistan	T	6-6	317	26	4	Weber State	D7a-'06
80	Martellus Bennett	TE	6-6	266	22	2	Texas A&M	D2-'08
82	Jason Witten	TE	6-5	263	27	7	Tennessee	D3-'03
84	Patrick Crayton	WR	6-0	204	30	6	Northwestern Okla. St.	D7b-'04
85	Kevin Ogletree	WR	6-0	192	22	R	Virginia	FA-'09
89	John Phillips	TE	6-5	255	22	R	Virginia	D6b-'09
90	Jay Ratliff	NT	6-4	303	28	5	Auburn	D7-'05
91	Louis-Philippe Ladouceur	LS	6-4	256	28	5	California	FA-'05
93	Anthony Spencer	LB	6-3	256	25	3	Purdue	D1-'07
94	DeMarcus Ware	LB	6-4	262	27	5	Troy	D1a-'05
95	Junior Spavi	NT	6-5	318	30	4	Oregon	FA-'09
96	Marcus Spears	DE	6-4	309	26	5	Louisiana State	D1b-'05
97	Jason Hatcher	DE	6-6	305	27	4	Grambling State	D3b-'06
98	Clark Johnson	LB	6-3	237	24	2	Clark Atlanta University	W(Ind)-'09
99	Igor Olshansky	DE	6-6	315	27	6	Oregon	UFA(SD)-'09

D - Draft choice; UFA - Unrestricted free agent (from); FA - Veteran free agent; PS - Practice squad signee (from);
 Supp - Supplemental Draft; CFA - College free agent; T - Trade (from); W - Waivers (from).

HEAD COACH: Wade Phillips (3rd Year). **ASSISTANT COACHES:** Dave Campo (Secondary), Joe DeCamillis (Special Teams), Todd Devers (Asst. Strength and Conditioning), Jason Garrett (Asst. Head Coach/Offensive Coordinator), John Garrett (Tight Ends), Todd Grantham (Defensive Line), Reggie Herring (Linebackers), Hudson Houck (Offensive Line), Joe Juraszek (Strength and Conditioning), Brett Maxie (Secondary/Safeties), Dat Nguyen (Asst. Linebackers/Defensive Quality Control), Tony Ollison (Asst. Strength and Conditioning), Skip Peete (Running Backs), Wes Phillips (Quality Control/Offensive Assistant), Ray Sherman (Wide Receivers), Wade Wilson (Quarterbacks).

COWBOYS ALPHABETICAL

No.	Player	Pos.
76	Adams, Flozell	T
34	Anderson, Deon	FB
19	Austin, Miles	WR
20	Ball, Alan	CB
24	Barber, Marion	RB
80	Bennett, Martellus	TE
72	Bowen, Stephen	DE
51	Brooking, Keith	LB
18	Buehler, David	K
57	Butler, Victor	LB
54	Carpenter, Bobby	LB
23	Choice, Tashard	RB
75	Colombo, Marc	T
84	Crayton, Patrick	WR
70	Davis, Leonard	G
6	Folk, Nick	K
68	Free, Doug	T
65	Gurode, Andre	C
26	Hamlin, Ken	S
36	Hamlin, Michael	S
97	Hatcher, Jason	DE
64	Holland, Montrae	G
17	Hurd, Sam	WR
56	James, Bradie	LB
21	Jenkins, Mike	CB
98	Johnson, Curtis	LB
28	Jones, Felix	QB
3	Kitna, Jon	QB
63	Kosier, Kyle	G
91	Ladouceur, Louis-Philippe	LS
1	McBriar, Mat	P
7	McGee, Stephen	QB
77	McQuistan, Pat	T
41	Newman, Terence	CB
53	Octavien, Steve	LB
99	Olshansky, Igor	DE
89	Phillips, John	TE
69	Preston, Duke	C
71	Procter, Cory	C
90	Ratliff, Jay	NT
9	Romo, Tony	QB
32	Scandrick, Orlando	CB
43	Sensabaugh, Gerald	S
95	Spavi, Junior	NT
96	Spears, Marcus	DE
93	Spencer, Anthony	LB
94	Ware, DeMarcus	LB
25	Watkins, Patrick	S
27	White, Marvin	LB
58	Williams, Jason	S
11	Williams, Roy	WR
82	Witten, Jason	TE

2009 DENVER BRONCOS



FEATURE CLIPS

(Updated October 6, 2009)

McDaniels, Josh — Head Coach	p. 1
Nolan, Mike — Defensive Coordinator	p. 7
Ayers, Robert — OLB/DE	p. 10
Bailey, Champ — CB	p. 14
Baker, Chris — DL	p. 16
Bruton, David — S	p. 18
Buckhalter, Correll — RB	p. 20
Clady, Ryan — T	p. 23
Davis Andra — ILB	p. 24
Dawkins, Brian — S	p. 26
Dumervil, Elvis — OLB/DE	p. 30
Fields, Ronald — DL	p. 32
Goodman, André — CB	p. 34
Hill, Renaldo / Goodman, André	p. 36
Hillis, Peyton — RB	p. 38
Jordan, LaMont — RB	p. 40
Larsen, Spencer — ILB/FB	p. 42
Moreno, Knowshon — RB	p. 44
Orton, Kyle — QB	p. 48
Paxton, Lonie — LS	p. 52
Prater, Matt — K	p. 53
Reid, Darrell — OLB/DE	p. 55
Royal, Eddie — WR	p. 56
Wiegmann, Casey — C	p. 59
Williams, D.J. — ILB	p. 61

New Broncos coach Josh McDaniels is only 33 but a football veteran

But he's lived on a steady diet of football and pressure

By Mike Klis

The Denver Post

Posted: 07/26/2009

CANTON, Ohio — Here in the land of rich Midwest soil and high school football majesty, Josh McDaniels was toughened to handle one of the greatest quarterback-coach spats in NFL history.

McDaniels could never have known this, of course, as he played quarterback in a demanding town for a legendary high school coach who happened to be his father. Playing for Dad meant proving every day to everybody else that a starting position was something earned, not inherited.

In starting his first head coaching job with the Denver Broncos, McDaniels' preference would have been to use his fertile background on more menial tasks, such as rebuilding the organization.

But to revisit McDaniels' youth, to see the millions of dollars poured into the local prep football programs in northern Ohio, to understand the grave pressure that accompanies upscale accommodations and the expectations from those who funded them, is to realize former Broncos quarterback Jay Cutler never had a chance.

It may not be easily detectable, but there is a tough skin covering the boyish looks of the Broncos' 33-year-old head coach, who this week leads the team into training camp. Rookies, quarterbacks and injured players report Monday.

"People out there will never understand the pressure Josh was under his whole high school career," said Jack Rose, who coached against McDaniels' McKinley High School at Massillon Washington High School. "The people of McKinley were tough to play for. I'm going to tell you right now, that Cutler guy never went through what Josh McDaniels went through in high school. He was really a good player, had a great winning record at McKinley, and people were always (complaining) about him.

"It toughened him. It made him stronger for what he's facing today. How he handled it back then, it's not surprising how he handled what's been going on out there now."

Tough? When Josh was in fifth grade, he and his brother Ben, in the second grade, didn't just ride the bus to school. They had a police car following. And once the McDaniels boys stepped inside the hallways, the police would secure the school behind them. Police felt they had to take such precautions after McDaniels' father, Thom, received a death-threat letter that made mention of kidnapping his boys. Later in his coaching career, the family would occasionally wake up to find menacing signs in the yard demanding that Thom be fired.

All this hostility for a coach who would go 197-63 in 23 years of high school coaching.

"I wasn't the most well-liked person in Canton," Josh McDaniels said. "I was a coach's son who played quarterback. It was tough at times."

The greatest misconception of the NFL offseason was the belief that McDaniels was untrained to handle Cutler's uncooperative behavior. Rarely, if ever, has a kid coach been more conditioned to handle such a monumental crisis that, despite some periodic bouts of contention, ended decisively with Cutler traded to the Chicago Bears.

"Of all the things people have taught me regarding life lessons or anything that would benefit me, I don't think anything helped me learn more about life than football," McDaniels said. "You go through so many different things: adversity, how to handle adversity, how to handle success, how to lead, how to be a teammate, how to communicate. . . . And I saw a tremendous amount of negativity too. In this town, if you don't win, it's terrible."

Keeping busy, but no bed in office

Wearing shorts, a T-shirt and sandals, McDaniels never appeared more relaxed as he sat on his parents' living room sofa. Since he was hired to replace Mike Shanahan as Broncos coach Jan. 11, McDaniels had worked from dawn to well past dinner, six or seven days a week, for five months, to transform the organization into his own image.

He overhauled the coaching staff; implemented his shotgun-driven offense; switched the defense from a 4-3 to a 3-4 system; signed more than a dozen free agents; briefly delved into trade talks for Matt Cassel, his former quarterback with the New England Patriots; executed an even bigger trade involving Cutler; ran his new team through a series of offseason practices; and attempted to soothe the contract protest of Brandon Marshall by holding regular conversations with the receiver's agent.

Once the regular season starts, McDaniels says, he will get to his office about 5 or 5:30 in the morning and leave about 10 or 11 at night. Thursdays, he'll depart about 9 or 9:30.

"I'm not sleeping in the office," said McDaniels, who has two children with his wife, Laura. "I don't want to start that practice."

In late June, it was time to get away with his family and clear a mind that constantly is in gear. Although he's young and looks even younger, McDaniels has a presence that exudes authority. He is confident and serious-minded, although like practically everyone inside an athletic arena, he can bust the chops of his friends and associates.

"What I love about him, and what I don't necessarily love, is sometimes he can be so serious," said longtime friend Matt Cunningham. "It's hard to get him to let that down, to let loose. When we go on vacation, he'll let go a little bit, but he's the first one to bed, the first one up in the morning. He's never been a big partier or anything. But he does have a sense of humor. He is very fun-loving."

McDaniels had just returned from his annual family vacation in Florida and was spending a few days at his folks' house, which is up a class from the large A-frame house near downtown Canton where Thom and Christine raised their boys.

"I never had a car in high school, and I never had a car in college," Josh said. "I wasn't much of a run-around."

A new football, though, was something else. Every Christmas morning, the McDaniels boys knew they could count on a new ball with their name monogrammed on the side. The joy of the once-a-year present only magnified.

"I would run down in the middle of the night on Christmas morning, grab that, go right back up to bed," McDaniels said. "That's what I slept with until Laura came around."

Football, and more specifically McKinley High School football, was at the center and the tips of the McDaniels universe. When Thom was in the early stages of building the Bulldogs into a football powerhouse, young Josh was often standing nearby, holding the headset cord or a ball or a copy of the play chart. Ben would be there too, although he was more apt to be off to the side, playing with the blocking dummies.

"Some of our first memories are going to two-a-days (practices)," said Ben, who grew up to quarterback McKinley to back-to-back state titles. "That's really where it starts. Because two-a-days were so much fun for us as kids. If we weren't doing the right things at home, punishment was not getting to go to two-a-days. And that was a big deal."

Like most boys, the McDanielses would have their spirited games of football, basketball and baseball in the backyard.

One-on-one games to three became games to five, and then 10, especially if Josh was behind. Which wasn't often.

"I think in 27 years of coaching, he was the most intelligent point guard I ever had," said Mike Patton, who was McDaniels' ninth-grade basketball coach and eighth-grade social studies teacher. "When I had him in class, if he missed a question on the test, as a teacher you would look at the question to see if there was something wrong with it."

So competitive were the McDaniels boys, they took keeping score to a holy extreme.

"In church, during that point in the service where you would extend a sign of peace to the people around you?" Thom McDaniels said. "Here I am with my three kids, and we would compete to see who could shake the most hands. It was nuts."

Lord knows there are no wallflowers among the McDaniels clan.

"We would go four, five and six rows away from us," Ben said. "If you didn't get double-digit handshakes, you weren't trying hard enough."

Center of the community

Attached to McKinley High School, where Josh finished fourth academically in his class, is Fawcett Stadium, a 22,500-seat facility.

A mere 7 miles away, at Massillon, is Paul Brown Memorial Stadium, where 19,000 customers have been known to gather during fall weekends, a facility augmented by a \$6 million, 80,000-square-foot indoor practice field.

Texas can have its Friday night lights. In northern Ohio, monuments to high school football stand permanently erect to admire any day of the year.

"There are so many small communities in Ohio that the football stadium is the beginning of the identity of that community," Thom said. "Not just the big-time programs, but in a lot of the small-school programs, the stadium is where that community's identity begins."

Nothing in northern Ohio, however, embodies the life-consuming experience of high school football as Massillon vs. McKinley. There may be nothing else like it in the country. When they met for the 100th time in 1994, Sports Illustrated was there to chronicle the rivalry with a long feature story.

It happened to be McDaniels' senior year, and the 42-41 final score speaks to how well he performed at quarterback. That one-point difference in Massillon's victory, however, can be attributed to McDaniels' missing an extra point in overtime.

Mark Thewes, now McDaniels' right-hand man on all Broncos matters not related to coaching, and Thom McDaniels were talking about the 100th game in Thom's living room when Josh piped up from a back room off the kitchen.

"Wide right," Josh announced.

That one moment of shame so affected Josh McDaniels that he led McKinley past Massillon in the state playoffs a couple weeks later, connecting with Thewes on a game-winning touchdown.

Although he received letters from NCAA Division I schools that expressed interest in him as a kicker, McDaniels took all 5-foot-9, 150-something pounds of himself to Division III John Carroll University near Cleveland, where he became a starting receiver. He got his first coaching gig as a graduate assistant to Nick Saban at Michigan State University in 1999. He met his wife, Laura, the next year. He caught on with the New England coaching staff at an entry-level position in the same 2001 season that the Patriots began Super Bowl dominance.

And now McDaniels is leading the Broncos. That missed extra point against Massillon? It's as if it was the best thing that ever happened to him.

"You see it all in the movies, the kid who struck out with the bases loaded in the ninth," said J.R. Rinaldi, the Milwaukee Brewers' minor-league equipment director who got his start as Thom McDaniels' equipment man. "Here's a kid that missed an extra point in probably the biggest game in American high school history, and he's done nothing but rebound from it. He's excelled ever since."

Mixed reaction back home

At 3 Brothers Corner Tavern, the patrons are mixed on the success of their native son. The surprise is on which side the feelings fall.

"Good football player, great guy," said Brian Finnicum, whose father was a 28-year season ticket holder at Massillon. "Real good quarterback. I haven't heard a bad thing about him."

Finnicum's good friend, Sean Sanford, is a McKinley alum.

"I would say 80 to 90 percent of the people I talk to, there's jealousy in what Josh has accomplished," Sanford said. "You'd think everyone around here would be proud of him, but anytime someone's successful, there's jealousy."

Strange how society works. McDaniels' opponents, who view from an objective distance, honor him with respect. The people supposedly on his side feel pangs of resentment.

Call it the lottery-winner syndrome: Why him and not us?

"I grew up that way," McDaniels said. "People cried nepotism every time I was on the field. But I played for a lot of coaches before I played for my father, and I started for everybody. He wasn't the first person who all the sudden put me in the starting lineup."

Even for a coach and father accustomed to living under pressure of an intense local spotlight, the Cutler controversy crimped Thom McDaniels' nerve endings. A father will suffer for his son as the boy endures scathing criticism. Then again, as a coach, Thom understands how tough times often create better times.

"At first I was concerned," Thom McDaniels said. "But then at one particular point I remember telling Josh: 'You know what? The honeymoon's over.' Sometimes the season doesn't work out the way you want it to because you've been on a honeymoon too dadgum long. Now, it was, 'OK, now you can go about doing your job.' "

The hangover effect from the Cutler controversy was McDaniels' integrity being impugned. Cutler demanded a trade, then later said he never wanted a trade.

Yet it was McDaniels' virtue that has been questioned.

"It was frustrating to watch Josh get somewhat vilified for that," said Broncos chief operating officer Joe Ellis, who helped owner Pat Bowlen in the coaching search that landed McDaniels. "Because I know his communication, and any effort he made to communicate with the other party was straightforward and very clear. I would defend him to the end on how he approached it. I'll tell you right now, if you have a problem with Josh McDaniels' honesty, then that's your problem, not his."

McDaniels said he has no regrets with how it all turned out. He likes his new quarterback, Kyle Orton. He likes his team. He was prepared from an early age to handle the onerous challenge that was the Cutler saga.

"Everybody who's close to me and everybody who either depends on me, or I depend on them, knows they can trust me," he said. "And that's what's important."

Josh McDaniels

Birthday: April 22, 1976 Age: 33

Hometown: Canton, Ohio

High School: Canton McKinley, Class of 1995

College: John Carroll University in Ohio, Class of 1999

Degree: Bachelor of arts in mathematics. And yes, math studies have applied to McDaniels' career. "What math does is it teaches you how to think, the process of thinking," he said. "My last two years (in college), I didn't deal with numbers ever. It's all thought processes and proofs and theorems and analytical thinking. If you get to an end and it doesn't give you the answer you're looking for, then you need a process to go through another avenue."

Household: Wife, Laura; son, Jack Thomas, 5; daughter, Maddie, 3. Josh met Laura in 2000, when both were working for the FiberTech plastics company in Cleveland. At the NFL owners' meetings in March, McDaniels wasn't bashful about frequently walking hand-in-hand with his wife. "Hey, I'm still 33, we've only been married for seven years," he said. "I hope that doesn't change."

Other family: Dad, Thom; mom, Christine; brothers, Jason and Ben. Dad was Josh's head football coach at McKinley High School. Josh was a starting quarterback and kicker. Later, Ben was the quarterback who led the Bulldogs to back-to-back state championships. Ben is now a Broncos coaching assistant. "When we won that first state championship when I was a junior, it probably wasn't as important to anybody as much as it was to Josh," Ben said. "I remember him after the game, it was very emotional and you knew it was important to him. Josh was never jealous. He wanted me to be great. He wanted us to win."

First car: A used stick-shift Saturn with no power windows, power seats or power locks. His father bought it for him after he graduated from college.

Hobbies: NASCAR, a little golf. Even for a guy who didn't get his driver's license until he was 17 and didn't get his first car until he was 23, McDaniels was caught up in the national movement that is stock-car racing. "It's a phenomenal team sport," he said. "People who don't pay much attention to it may see a guy in a car drive in a circle and go, 'What the heck?' But there are so many important people to the team. There is a guy building an engine, the guy computing the aerodynamics. There's a guy on top of how the box fits, figuring out tire pressure. There's a guy figuring out fuel mileage, there's a guy changing the tires in the pit stop. If one of them makes a mistake, the team suffers drastically. It's very similar to football in that there are so many people important to winning. And if you have too many people or just a few people who make a mistake, your chances to win are gone." When McDaniels golfs, which is about twice a year, he generally shoots in the low 90s.

McDaniels' choice of Nolan to rebuild Broncos defense 'great hire'

By Lee Rasizer
Rocky Mountain News
January 13, 2009

Mike Nolan was only 33 in 1993 when he was hired to be a coordinator in the NFL for the first time.

He spent his youth before that at various pro camps, shagging punts with the players and helping out where he could, while his father, Dick, was coach of the San Francisco 49ers and New Orleans Saints.

Needless to say, X's and O's almost always were part of the family's dinnertime lexicon.

And when it came to single-minded focus, Mike Nolan had that, too, with the late general manager of the New York Giants, George Young, once saying, "No one will outwork him."

That story sounds eerily similar to the one presented in recent days about new Broncos coach Josh McDaniels. It immediately becomes understandable, then, why Nolan would be the choice as his new defensive coordinator.

Nolan signed a two-year contract Tuesday.

"I think it's a great pick," said former Baltimore Ravens coach Brian Billick, who had Nolan run his defense from 2002 to 2004 before Nolan left to become, as his father before him, coach of the 49ers.

"You're obviously talking about an incredible amount of experience, both in the league and as a head coach, which is obviously something Josh can draw on. Mike is the best coach I've ever been around. He's knowledgeable and very demanding of his players, but in a way that they knew that it's in their best interests, and they respond to that very readily.

"He had a very commanding presence with the players and they'll listen to him and recognize his capabilities. It's a great hire."

It's the fifth team for which Nolan will be the defensive coordinator, following 11 combined years with the Giants (1993 to 1996), Washington Redskins (1997 to 1999), New York Jets (2000) and Ravens, where he also spent one season as a receivers coach.

Billick described Nolan with words such as "intense" and "professional" and labeled his philosophy as adaptable.

"The one thing you can be sure about Mike is he'll do what's best for his personnel," Billick said. "He's not going to shove them into a mold of, 'Well, this is what I know.' For us, for example, we had transitioned from a lot of good linebackers to a minimal number of defensive linemen, so it made sense to do the 3-4. Then we acquired the defensive linemen and transitioned back. Mike's not going to get pigeonholed as just one or the other."

It also will be Nolan's second go-round with the Broncos. His first job after four college stops was working as Dan Reeves' special-teams coach for two seasons before overseeing the linebackers, starting in 1989.

Four years later, Reeves was fired and hired by the Giants, and Nolan was given oversight of the New York defense at nearly the same age as McDaniels is now, 32.

"I just think he's a really bright football coach and a great communicator. That's what you need to be able to do, work with people to put a defensive scheme together," Reeves said Tuesday. "He knows personnel very well. You look back at some of the players that he's coached, and the defensive coordinator and the head coach have a lot to do with those people being there."

"I can go all the way back to Michael Strahan, and we had other good players. Mike was there when Strahan was drafted. I think he's great in a rebuilding program, or one already built. And he already has been in that organization. He knows the owner, knows the people, knows the town and how the fans are. I think all those things help him."

The Broncos' current defense is a hefty rebuilding project. It has allowed 409 and 448 points in consecutive seasons. The club set franchise lows in takeaways (13), while yielding a 63.6 percent completion rate and 146.1 rushing yards a game, finishing in the lower tier in numerous other categories this season.

Yet Nolan has faced similar tasks before, with mixed results, since leaving the Giants.

In Washington, he was skewered on a regular basis and fired after the Redskins ranked 30th out of then 31 teams after his third season.

With the Jets, he took a group that was 21st overall to 10th in one year but lost his job when Al Groh's staff was replaced by new coach Herm Edwards and his assistants.

The Ravens roster was heavily purged in 2002 when Nolan replaced Marvin Lewis, losing Tony Siragusa, Sam Adams and Rob Burnett from a stout defensive line.

But Nolan eventually switched to a 3-4 front and helped a team with an NFL-record 19 rookies re-establish itself on defense. The Ravens were ranked third overall the next season, sixth in 2004.

Those results helped land Nolan the 49ers job, which came with a defense that had allowed a franchise-record points and was a league-worst 2-14.

"First of all, he's very sound," Reeves said. "He wants to be a defense that doesn't give up the big plays, that makes a team earn what they get and don't make mistakes. He's aggressive, yet not aggressive to the point where's taking a lot of chances that will get you hurt. And I think he uses his personnel really well. He adjusts the defense to the personnel."

Like Nolan's tenure in Baltimore, San Francisco bounced between 4-3 and 3-4 looks in Nolan's 3 1/2 seasons but was hamstrung by the ill-fated selection of Alex Smith as the No. 1 pick in Nolan's initial draft.

Some Broncos fans might be lukewarm to Nolan because of that recent history, but Reeves believes that would be unfair.

"If you look at where San Francisco was when he came there and where they are now, I think he's definitely got them on the right track," said Reeves, who still communicates with Nolan and broadcasts various NFL games as a radio analyst to maintain his pulse on the league.

"He wasn't able to finish that process, but you look at the defensive personnel they've got. He's had a couple really good defensive players make the Pro Bowl, even when his football team was struggling. You have to look at the whole body of work and realize Mike's a really good football coach."

Marlboro County grad ready for pro dreams to come true

By Bob Gillespie

The State

April 24, 2009

Charlotte Dickey is expecting a big crowd Saturday at the family cookout in Newark, N.J. "Gonna be a lot," she said: sisters and brothers, aunts and uncles, a grandmother, the odd god-sister and god-brother, Ayerses and Dickeyes and maybe a Daniels or two.

Robert Ayers Sr. will man the grill, dishing food and bragging about his son, who last fall emerged from relative obscurity at Tennessee to make the All-SEC team and become a hot topic for the day's NFL Draft.

They'll eat and laugh and talk while awaiting the moment when Robert Ayers Jr. is selected — by one prediction as high as 15th — and fulfills the dreams he began pursuing all those years and miles ago.

They are not just Ayers' expectations. "I've got him the third-best player in the country," The NFL Network's Mike Mayock said. "If he gets a creative defensive coordinator who's willing to move him around like a Justin Tuck (New York Giants), three years from now he'll be the best defensive player coming out of this draft."

Tony Agnone, Ayers' agent, compares him to a past client, retired Giants star Michael Strahan. "He's got a Strahan-type pass rush," he said. "He can beat you around the edge or beat you going over you."

All that speculation has led to this, the biggest day of Ayers' and his family's lives. Jayson Ayers, a defensive end at South Carolina State and Robert's younger brother, said that "we both always had big dreams" of the NFL.

And what of the 6-foot-3, 270-pound defensive end? Saturday, Ayers said, he plans to soak in all the love his extended family can give him.

"I felt my time was going to come, the hard way or easy, draft or free agent," he said. "I always believed I could (make it to the NFL). I strived for that, never let circumstances define me."

They know about those circumstances in Marlboro County, where high school football coach Dean Boyd will host a cookout for coaches and friends from Ayers' years in the tiny town of Clio.

"Right now, it's the talk of the town," said Randy Neely, Marlboro County's defensive coordinator. "Everywhere you go, people are proud of Robert."

They are, because they know what Ayers had to overcome. And how much help he had.

There will be draft-day stories about players emerging from single-parent households and drug-infested neighborhoods to find glory on the football field. In ways, Ayers fits that mold: His

parents never married, splitting up when he was 12, and he spent years in a fatherless house far from his roots.

In other ways, though, Ayers' story breaks the mold.

His is a story of family, of love blended with discipline — an almost oldfashioned upbringing. It is a long, complicated story ... but one with, from all indications, a happy ending for everyone.

FAMILY MATTERS

Robert Sr., 51, and Charlotte Dickey, 47, met in Jersey City in 1982. They had three children — Robert, Jayson and daughter Nadeya — before their breakup in 1997. That's when things turned ... atypical.

"When we separated, we knew we had to keep the peace for the kids," Dickey said. "We didn't want them to suffer for what we did. They still needed their father."

Said Robert Sr.: "I know how it is without a father; my mom raised 15 of us. I was always going to be there for my kids."

"They made it work," Jayson said. "They're still friends to this day. It's all good."

Both parents also were involved in deciding to send Ayers, at 15, away from the drugs and gangs of New Jersey to rural Clio, where Dickey's sister, Lynette, and nephew Rashawn Dickey (later a basketball star at Georgia Tech) were living.

Ayers moved in 2000, and Dickey and her other two children followed in 2002. The kids continued to spend summers in New Jersey with their dad.

"I was used to city life, thousands of people," Ayers said. Clio, meanwhile, has perhaps 100 residents. "I hated it at first."

To compensate, he went out for "every sport I could find" as a senior, he even served as an oversized soccer goalie. But football was his first love — no surprise to his father, a high school standout in Virginia who played at St. Paul's College.

"When he was born, I put a football in his hands," Robert Sr. said. "I drilled that into both my boys. I was pretty tough on them."

The first time Neely saw Ayers, "he was hanging around (football) practice. He didn't have a ride home, so I gave him one.

"The next four years," Neely said, laughing, "he thought my Jeep's passenger seat was his."

As a 10th-grader, Ayers started at linebacker on Marlboro's state championship team. He was gifted physically, but it was his dedication to learning the game that struck coaches.

Neely said the Ayers brothers "were the two best film-watchers I've had in 22 years," a career that included coaching USC and NFL cornerback Sheldon Brown at Lewisville.

"Instead of (watching) Xbox, they'd say, 'Throw in a ball game.' That was 12 months a year."

The Ayerses also had input from their dad, who made 10-hour drives from New Jersey to see as many games as he could. "I knew they both could be as good as they wanted to be," he said.

Several SEC teams recruited Ayers — Boyd believes that if assistant coach Chris Cosh not been fired by USC, Ayers might have been a Gamecock — but ultimately, Tennessee's Dan Brooks won. "Coach Brooks told me, '(Other teams) see a 6-3, 225-pound guy, but I see the frame (for him) to be 275,'" Boyd said. "Coach Cosh said the same thing. They knew."

Boyd and Neely knew this: Without a football scholarship, Ayers would never escape Clio. Robert Sr., a bus driver for New Jersey Transit, and Dickey, a guard at one of the county's two prisons (she now works for a convenience store), did what they could, but money was scarce.

"That's one of the poorest counties in the state," said former Tennessee defensive coordinator John Chavis, a Dillon native. "My parents were sharecroppers; I know what it's like growing up like that."

Said Jayson Ayers: "Yeah, it got kind of tight sometimes. But we helped each other out. Family got us through hard times."

GROWING UP

For three seasons at Tennessee, including a redshirt year in 2004, Ayers was almost a forgotten man. That, he and his coaches agree, was his own fault.

"He hadn't had to give a lot of effort (in high school) because he was a phenomenal athlete," former Tennessee defensive ends coach Steve Caldwell said. "He didn't buy into the move from linebacker to defensive end, didn't think the weight room or going to school were important."

Ayers laughed a laugh of self-awareness. "I was wasting time, not doing what I was supposed to do," he said. "I was very confident, even cocky, doing stupid things."

The worst led to a charge of aggravated assault in 2005, the result of a fight between football players and a fraternity. Ayers pleaded guilty to a lesser charge, served a suspension and underwent judicial diversion to erase the incident from his record.

Though there was no repeat, Caldwell said Ayers remained unmotivated. "We had one-on-ones, good-cop-bad-cop things," he said. "You had to do that with him until two years ago. Then he came out of it."

"I realized I wasn't competing like I'd always done," Ayers said. "I wasn't doing what I came to do: get a degree, get to the NFL."

Maybe, Dickey said, it was a talk the two had by phone. "I said, 'I can encourage you, but no one can do it but you,'" she said. "'Or they'll ship your butt back to Clio — do you want that?'"

Something clicked in 2007 when, as a non-starter on a defense that included roommate Jerod Mayo (2008's top NFL defensive rookie), Ayers led the Vols in tackles for loss and sacks. His senior season, he again had team-best stats, anchoring a defense that ranked in the top 20

nationally.

Ayers showed the NFL what he could do against Alabama's Andre Smith, projected as one of the top offensive linemen in this draft. "Robert was a dominant force. They couldn't block him," Caldwell said.

Next year, Ayers and Smith could be facing off again.

'BIG BROTHER'

Ayers views the Alabama game as his breakthrough. "After the loss, I really didn't think I had that good a game," he said. "But when I looked at film, heard the coaches, I realized how good I'd done."

And that surprised him? "Nah," he said. "I always envision myself doing something no one else can do."

Jayson offers a typical little-brother response. "Robert," he said, "has had the attitude he's God's gift to earth."

Jayson also saw another side: the big brother who stood in for their father when needed, who served as a role model for his siblings. "Robert filled a lot of shoes," Jayson said.

Such as running interference for Jayson. "Even when I was 9 or 10, my father always told me, 'Watch after your little brother,'" Ayers said. "If anyone messed with him, there was a problem."

Or how he convinced Jayson that moving to Clio was for the best. "He sat me down and said, 'There's a better life here,'" Jayson said. "He was 15 at the time."

In December, Ayers became the first in his family to earn a college degree. Jayson vows he will be the second.

Tennessee coaches say the greatest compliment they can give Ayers is that in five years in Knoxville, he grew into a man. Saturday, the man will take the next big step in life.

It's a life built on love, hard work and sacrifice by his parents and others, and on Ayers turning those traits into a path for himself. A life during which he has learned that "family" is what you make of it — and what a family makes of you.

Champ Bailey longs for a championship

Eyes still on the prize

By Jeff Legwold

The Denver Post

Posted: 07/31/2009

It's easy to get fooled, easy to let the calm disguise the storm — to look at Champ Bailey and see an unlined face at peace with all that swirls around him.

Easy to watch him run, in those rare fluid strides, and believe they were awarded rather than constructed. Easy to see cool.

And you would be wrong, very wrong.

"It keeps me awake at night now," Bailey said this week. "That is no lie. It makes me kind of crazy. I've been impatient for the last four, five years, but it gets crazier and crazier every year, I'm losing sleep over it now. I'm working harder myself; at the same time, I need to make sure the other 52 guys are working as hard as I am.

"Because I want to play for a championship before I'm done. Pro Bowls and all that individual stuff is fine, but I want to play for a championship team in a championship game, and if other guys don't have that same thought I'm going to tell them how it needs to be. And if they get offended, get sensitive about it — oh, well — because nothing's forever."

Calendars are funny that way. Just 12 pages, but in a football life they get a little heavier every year.

And for a guy who's been named to eight Pro Bowls and is widely considered one of the best players of his generation, the missing piece is starting to wear on him. Because, truth be told, Bailey thought he would have won a Super Bowl by now.

Bailey reported to Broncos training camp Thursday along with the rest of the veterans, but is on the active/physically unable to perform list despite participating in all the team's minicamps and saying earlier this week he felt "100 percent." Bailey had surgery on his elbow during the offseason.

"Bottom line is he's the best guy I've ever been around in my 17 years of coaching in the NFL," said Bob Slowik, the former Broncos defensive coordinator and defensive backs coach. "The best. Just to watch him was a pleasure, to coach him unbelievable.

"And I know for a fact it eats at him; there is no doubt, he wants that championship. He wants it so bad I think it tears him up, and he's going to ask other people to respond like he would to chase it."

"It's been crazy to get here and watch him," Broncos cornerback Andre Goodman said. "To see him move the way he does 11 years in, how can you not be motivated to do something big? People aren't going to see many like him, let alone play alongside him."

This will be Bailey's 11th NFL season, he's coming off a groin injury and elbow surgery, and he recently turned 31. Those are what Hall of Fame cornerback Mike Haynes once called the "mortality numbers" for an NFL defensive back.

So Bailey knows time is getting shorter, and he now plays for a team that is stripping down its roster and trying to reconstruct it after a franchise-rattling coaching change in the offseason.

Bailey has also watched the past three seasons dissolve down the stretch — 2-5 in the last seven games in 2006, 2-4 in '07 and 0-3 in '08 — into playoff misses.

Last season, when Bailey missed seven games with a pulled groin muscle, was a particularly difficult one to be a bystander. Bailey had a front-row seat as the Broncos, needing only one more victory, lost their final three games to finish 8-8, and cost Mike Shanahan his job.

"Definitely, I was super frustrated," Bailey said. "I was really frustrated not to be out there a lot of the time, but another thing is (when) you sit back and watch games from the sidelines, you pick up a lot. You see a lot. You notice what's going on out on the field, on the sideline, the look in guys' eyes.

"And I just didn't see that fight in a lot of our players. And guys need to understand it. Once you lose that fight, it is hard to get that back. That was last year, this is this year, and if guys don't want to give it 130 percent, right now, today and every day, then they need to go somewhere else."

Bailey's contract runs through the 2010 season. And certainly the decisions will come at that point.

He said he likes Denver and signed a long-term deal with the Broncos after the 2004 trade that brought him from the Redskins for Clinton Portis because he believed the team had a chance at the big trophy.

And after playing in the AFC championship game in the 2005 season, Bailey believed there would be more opportunities, at least one more shot to get into the title game.

"I've been through it several times in my career, changes like we've had here," Bailey said. "When Shanahan got fired, I wasn't happy about it at first, but I couldn't dwell on it. (McDaniels) comes from New England and everybody knows what they've done, but he's got a lot to prove and a lot of work to do. But I really have high hopes about what he can do for us. I'm very optimistic about where we can go, and I'm going to do my part.

"Work hard. That's all you can ask of anyone, and that's what I'm asking, that we all work hard."

Proving himself

Broncos' Baker won't dwell on his struggles -- he's busy loving his NFL opportunity

By Brian Howell

Longmont Times-Call

Publish Date: 9/8/2009

ENGLEWOOD — Chris Baker is building a reputation with the Denver Broncos.

"Chris has shown the ability to knock people back," Broncos head coach Josh McDaniels said of the rookie defensive lineman.

He's already well liked by many of his teammates — and is proving to be a heck of a player. As the Broncos prepare to open their regular season Sunday in Cincinnati, Baker is second on the depth chart at nose tackle, behind veteran Ronald Fields. He had six tackles — two of them for losses — and a sack during the preseason.

"I started off at the bottom of the depth chart when I came here," the 6-foot-2, 329-pounder said. "I just took advantage of whatever reps I got. They just kept giving me more and more reps, so I just had to keep proving myself. I still have to prove myself as long as I'm in the NFL."

First, he had to prove himself just to get to the NFL.

In the summer of 2008, Baker was kicked off the Penn State football team because of his connection with a fight at an off-campus apartment on April 1, 2007, and with another fight at the school's student union on Oct. 7, 2007.

A returning starter who was looking forward to his junior year, Baker was stunned by the decision to let him go.

"I was really blindsided," he said of being kicked off the team.

He maintains he was not directly involved in the two fights, and the school's Office of Judicial Affairs cleared him. Baker did, however, plead guilty to simple assault and criminal trespass for the first fight and plead guilty to misdemeanor simple assault for the second. He was sentenced to two years' probation.

"I was there, but had no involvement in the fights," he said. "I had to take a plea deal because it was very expensive on my parents for court fees. Also, if I took the plea deal, I could get back on the football team a lot quicker. It was the smartest thing for me to do. I did that, and I did everything the coaches asked me to, as far as going to summer school classes and getting good grades."

After ESPN featured Penn State's growing history of off-field issues in an episode of "Outside the Lines," Baker was kicked off the team.

"It was very disappointing, especially when you go through the legal process with the school and I got cleared of all charges with the school," he said.

Although his career at Penn State came to an abrupt end, Baker was given another opportunity. He said several schools called him to offer him a chance to play. He chose Hampton, an NCAA championship subdivision school where he could play right away.

"I knew Hampton had a good reputation of getting defensive linemen into the NFL," he said.

Baker stayed out of trouble during his year at Hampton and had a fantastic football season. Playing defensive end in Hampton's 3-4 defense, he registered 69 tackles and 8 1/2 sacks. It was a good enough season, he felt, to recharge his dream of being drafted into the NFL.

"Yeah, I felt I was going to get drafted," he said. "I had family and friends over, waiting for me to get drafted and hear my name, and it never happened. It was hurtful."

He believes his trouble at Penn State contributed to him being passed over on draft weekend.

"That is the main reason I didn't get drafted, because of the things that happened at Penn State," Baker said.

The Broncos passed on Baker throughout the draft, but called him shortly thereafter and offered him a contract.

"I know everything happens for a reason," he said. "I have a chance to play football. It's not how you get here; it's how you stay here. As long as I'm here and I've got the opportunity to play, that's all I want."

He'd also like to be known as a good guy, and not the bad seed he was portrayed to be on ESPN.

"If you don't know me for who I am and all you do is read the reports, you're going to form your own opinion," he said. "I think that is what happened — people formed a bad opinion about me."

So far, Baker's proving his worth in Denver.

This wasn't the path he had in mind when he was starting for the Nittany Lions in 2007, but he's happy to have traveled the road he did to get to the Broncos.

"I think it's the path that God put me through," he said. "(The events at Penn State were) very difficult to deal with, but like I said, everything happens for a reason. I didn't let that kick me down. I just used it as motivation to get better."

Despite his disappointment over not being drafted, Baker said the only thing that matters is that he's in the NFL now.

"There's a lot of first-rounders that make it and a lot of free agents that make it," he said. "Once you get here, it's all about how you work and how you keep yourself here. I just have to keep working hard and I'll be around a while."

Déjà vu all over again

Broncos' Bruton weathers career turns to play on

By Brian Howell

Longmont Times-Call

Publish Date: 8/1/2009

ENGLEWOOD — David Bruton's football career was nearly over before it began.

Then, just as he seemed to be on his way to stardom, he nearly saw the end again.

Undeterred by either event, Bruton is embarking on the next stage of his gridiron career. The rookie from Notre Dame is looking to impress the Denver Broncos, who made him a fourth-round selection during the NFL Draft in April.

Along with the rest of the team, Bruton officially started training camp Friday. The 22-year-old safety built a reputation at Notre Dame as a playmaker and a top-notch special teams contributor. He's looking to build on that reputation with Denver.

"I want to establish myself on special teams, of course, and prove myself worthy of the coaches' trust in me to put me out on the field (on defense)," he said earlier this week.

When Bruton was a freshman in high school, he hardly seemed the NFL type. In fact, he wasn't even good enough to play on the freshman team at Miamisburg High School in Ohio.

"My freshman year, I rode the bench," Bruton said. "I didn't even play on the freshman squad. I was just awkward then. I was going through a lot of bodily changes. I was just turning 14 going into my freshman year, and I was growing. I wasn't sure if I really wanted to play football at that time. I wanted to do track. I wanted to be in the Olympics at some point in time.

"I wasn't even thinking about coming out to play (football) sophomore year."

Bruton had a good role model in track. His older cousin is Tyson Gay, the reigning world champion in the men's 100-meter and 200-meter sprints.

Thanks to a little peer pressure, however, Bruton gave football another shot.

"My coach's son ... talked me into going out for the team sophomore year, and I ended up lettering on special teams and played some receiver," he said. "I thought my calling was at receiver. Next thing you know, late in junior year, everything starts clicking at safety and corner. That's basically when I got the offers (from colleges)."

He accepted an offer from Notre Dame, but before he arrived in South Bend, Ind., Bruton's life took a dramatic turn. In March of his senior year of high school, he found out that his girlfriend was pregnant.

"It was some news coming at 17," he said. "I was like, 'This can't be true. There's no way.' It just was hard accepting the fact that I'm going to be a father before I even turn 20, before I even have a job. All these thoughts started running through my head."

During his freshman season at Notre Dame, Bruton played in 11 games for the Irish, but he couldn't get the thought out of his head that leaving school might be his best plan.

"I thought about leaving school a lot just so I could support them," he said. "The end of senior year of high school and through the summer was just hard, and freshman year was hard. There was a lot of things going on. Sophomore year was the same thing."

During the first semester of his freshman year, on Nov. 9, 2005, Bruton's son, Jaden, was born. Bruton ultimately decided to stay at Notre Dame, becoming a two-year starter and a four-year contributor on special teams.

"At the end of sophomore year, everything started to click," he said. "I owe much to God and my family and friends who helped support me. I'm here where I am today with a work ethic and believing that as long as I manage my time and put the best foot forward, I'll always try to come out on top."

He appears to have done just that. Bruton's success on the field led to the Broncos selecting him in the draft. On Sunday, he signed a four-year contract worth roughly \$2.23 million. It includes a signing bonus of \$480,000, and he'll make a little more than \$300,000 this season.

"In the end, this was probably the best route," he said of sticking with football. "It was a tough four years, but at the end of the day, this will be the most beneficial for them."

Bruton knows the importance of providing for his child. Throughout his youth, he didn't see much of his father, who worked as a truck driver and was gone most weeks. But he learned a valuable lesson from his dad.

"He put food on the table for me and my family, and I'm doing the same right now," said Bruton, who is not married to Jaden's mother but said the two are "pretty good friends."

Being able to provide for his son was made easier by Bruton's willingness to persevere in football. He still hasn't given up his dream of competing in the Olympics, but he knows a career in the NFL is a pretty nice alternative.

"I still want to be in the Olympics at some point," he said. "I still want to do track, but I've got this job right now. This has become the love of my life."

Then, he thought about the grind of training camp that was set to begin.

"If it wasn't the love of my life, I wouldn't be doing it right now, especially putting myself through what we're about to go through," he said with a laugh.

Twice, Bruton appeared to be done with football. Now, he seems to just be getting started.

Buckhalter: Winners never quit

By Jeff Legwold

The Denver Post

Posted: 09/27/2009

Quit. Forget it. Give up. It's over.

"Oh, yeah, those things are out there, you know? Right in front of you, all around you, following you," Broncos running back Correll Buckhalter said last week. "They're even in your head sometimes. You don't know what's going to happen, and those negative things come in, that maybe you can't make it or you won't make it. But that's like the devil talking to you." And I don't listen to that. You have negative thoughts, you're going to do negative things."

And the last thing the 30-year-old Buckhalter will do is doubt himself. Not after all he's overcome, including three major knee operations that cost him three full NFL seasons.

"He's been through some trials," said Broncos safety Brian Dawkins, who was Buckhalter's teammate in Philadelphia for eight seasons. "He is a product of that perseverance. He never questioned his faith, (he) stood up as a man and persevered."

Or, as Titans defensive end Kyle Vanden Bosch, who played with Buckhalter at Nebraska, put it: "More than anything else, I think he's always had a mental toughness, and that shows by what he's been able to overcome."

Where to start, it's difficult to say, but for Buckhalter, his grit probably came naturally, from the necessity of growing up fast in tiny Collins, Miss. His mother died when he was 19 months old. His father raised three children and made sure they pulled their weight.

"Growing up, my brothers and cousins, we had chores," Buckhalter said. "Get the firewood, pick the food — my grandfather had a pig farm, so we had to fix the fences, we had to do a lot of things. It wasn't that, 'Oh no, I'm not doing this today, don't feel like it, I'm tired.' You knew you were about to go outside and you were about to do some work."

"Because nobody was going to give you anything. You worked and you earned."

Buckhalter has applied those standards to his star-crossed football career, one that sprang from a love of the game developed by watching his older brother, Chris, a high school star in Mississippi who would go on to play at Southern Mississippi, and spent a year on the Philadelphia Eagles' practice squad in 1996.

However, in 1997, Chris Buckhalter was one of four men police said went to a Jackson, Miss., apartment looking for drugs and money. By the time the men left, one of the two men who had been in the apartment when the intruders arrived had a slashed throat. He died the next day. The other man had been shot, but survived and identified Chris Buckhalter as the assailant. Buckhalter spent eight months on the run before turning himself in. He was convicted of manslaughter and aggravated assault, and served more than 12 years in prison before being released in November last year.

"That had a huge effect, maybe bigger than I know, but my brother was, and still is, my best friend. He was always in my corner," Buckhalter said. "I prayed for him every night to keep safe when he was locked up.

"He's doing great now, he speaks to kids at schools, tells his story and about accepting God in his life. He's turned himself around, but no matter what happened to him, where he was or what he was facing, he always told me the things I needed to hear, and from where he was, to be worried about what I was doing or going through, that tells you something."

His knees tell the tale

To gauge the extent of the odds Buckhalter has overcome, he needs only to look at his knees — the knees that have betrayed him, tested him, just to see what he had inside.

In an Eagles' 2002 spring minicamp, coming off a rookie season when he gained 586 yards as a fourth-round draft pick, Buckhalter planted his left leg and felt a sickening pop. He had torn the anterior cruciate ligament in his knee.

He returned in '03 — "I felt stronger than ever" — and flashed his potential again, this time with 542 yards and eight touchdowns, the latter stat eighth-best in the NFC.

But in a preseason game in '04, he tore the patellar tendon in his right knee. Out for the season. He tore the same tendon in training camp in 2005. Another season gone.

By then his resume amounted to five seasons in the NFL, three spent staring at surgically repaired knees, grinding through the tedium and pain of rehabilitation for the chance to prove he could still run and cut and take the punishment.

"That many times, I don't know if a lot of people would have been able to do what he did," Dawkins said.

Buckhalter had his own brief doubts. "The second time, I felt like I didn't really want to play football anymore. But it only lasted for a few seconds. I just knew through perseverance and hard work and faith in God I could come back and do what I wanted to do."

He finally got back on the field in 2006, and for three seasons got backup duties in Philadelphia. He wanted more. So 2009 arrived and he was a free agent, ready for both "a fresh start and the next chapter."

Seizing a new opportunity

The Broncos, to the surprise of many, signed him to a four-year, \$10 million contract last winter to be the go-to back in Josh McDaniels' new offense — the kind of back he didn't get to be at Nebraska, where he shared playing time, or at Philadelphia.

"It was time for a change, to go somewhere where a team would really use me," Buckhalter said.

Then, more off-field drama. In March, a suburban Philadelphia prosecutor said an alleged drug dealer told police he had sold marijuana to several athletes. He named Buckhalter as a recipient. No athletes were charged, however, and Buckhalter denied any connection.

"First of all, the guy mentioned something from '05 and '06. This was '09. And secondly, I didn't know who the guy was, never met the guy. What I was mad about was just throwing my name out there in something that blew up nationally.

"I don't know the guy, never met the guy."

Then, a month later the Broncos used their top draft pick for a running back, Knowshon Moreno, despite obvious need at defensive end. Moreno is clearly the team's franchise back, but, for two games, Buckhalter has been more impressive.

The 6-foot, 223-pound veteran leads the team in yards rushing (122) and average per run (7.2), to go with the team's longest run of the season, a weaving 45-yard touchdown a week ago against Cleveland.

He's on a quest, he said, to make his ninth NFL season his best.

"I never doubted (he could do it) just because of his work ethic," said Andy Reid, his coach in Philadelphia.

"I feel better than I ever have, this is where I want to be," Buckhalter said. "The grace of God, my father, my family, that's why I'm here. We work hard, we didn't expect things to be given. They teach you to work, taught me to work, don't stand there with your hand out, work hard.

"Earn it, that's what we think. Earn it."

Clady lets considerable skill speak volumes

The quiet anchor at left tackle is working on technique and learning McDaniels' new offense.

By Lindsay H. Jones

The Denver Post

Posted: 06/05/2009

Note to any Denver Bronco looking for a nice place to relax: You might want to try the back left corner of the locker room and pull up a chair between Ryan Clady's locker on the left and Kyle Orton's on the right.

It might be the quietest place in the whole building.

"We're both kind of quiet guys, so we don't really say a whole lot to each other," Orton said, laughing.

But Orton, who is competing with Chris Simms for the starting quarterback job, and starting left tackle Clady don't need to have hours-long, heart-to-heart conversations to create a successful partnership on the field.

All Orton needs to see is Clady's giant 6-foot-6, 325-pound body and to read this stunning line from Clady's bio: Last year, as a rookie, he allowed only half a sack in 16 starts.

That's all it takes to be a quarterback's best friend.

"He's a great player," Orton said. "It's always a great thing to have that guy at left tackle that can really lock it down."

Denver's offensive line allowed only 12 sacks in 2008, a franchise record and tied for the fewest in the NFL. And because of that performance, the offensive line returns intact for 2009 — the only unit on the team that was virtually untouched in the transition from Mike Shanahan to Josh McDaniels.

"It's not too hard to believe because of how well we played, but it was a pretty crazy offseason, and you kind of realize how much of a business this is," Clady said.

The biggest piece of that group — literally — is Clady, who said he has plenty of room to improve off that rookie season. As the team goes through its voluntary workouts and passing camp, Clady said he is focusing on technique, improving his hand placement and footwork, and adjusting to McDaniels' new offense.

"Trying to make every workout, and working hard at the workouts," Clady said. "I'm just trying to know the offense, and adjusting to the offense."

Clady spent his offseason back home in Rialto, Calif., working out on his own before returning to Denver in March to train with his teammates, even if he remains somewhat of an enigma in the Dove Valley facility.

"He's got a personality, you just don't see it a whole lot. And that's OK, that's great. We have guys that have personalities that I wish they would put in their shell once in a while," McDaniels said. "Ryan's one of those guys that sometimes you get more out of him than you think, and sometimes he's real quiet and to himself. But he's a good kid, he fits in really well with our team and we're happy to have him."

Davis' toughness gives "D" an edge

By Mark Kiszla

The Denver Post

Posted: 09/19/2009

As the late, great Johnny Cash once sang, a boy named Sue must grow up to be quick and mean. So, tell me, what sane NFL player is going to mess with a linebacker named Andra, especially when he's stamped with the seal of approval by legendary Broncos tough guy Al Wilson?

"Every year in grade school, all the teachers used to call roll and say, 'Andra Davis. Andra Davis? Is she here?' That's not so good for your reputation as a football player. But there are so many ways to pronounce my name that after a while, it was like: whatever. And I stopped tripping about it," inside linebacker Andra Davis said Friday, standing at his locker, framed by snapshots of his daughters.

In a time when it's old-school cool to be Dr. Dre or new-school hip to be Andre 3000, about the best that the newest member of Denver's linebacking crew can hope for is hearing his first name routinely mispronounced rather than punctuated by a giggle.

"Who? C'mon, it's An-DRAY. But, I mean, everybody calls him An-DRUH," said Broncos cornerback Champ Bailey, demanding a little respect for his new teammate.

Well, Andra, how do you do?

And even if all the nastiest linebackers we remember seem to be named Ray or Jack or Sam, we're pleased to meet you. Why?

Davis has brought something that has been missing from the Denver defense since a neck injury forced Wilson from the field in 2006, the last time the Broncos held foes to fewer than 20 points per game.

Toughness.

What in the name of the "Orange Crush" is going on here?

The Broncos, deemed the 98-pound weaklings of the AFC by football prognosticators who predicted nothing except gloom and doom for the team this autumn, are 1-0 because they have flexed some defensive muscle.

Yep, defense.

The side of the football that Mike Shanahan forgot, except when he was filling out a pink slip for some poor defensive coordinator to scapegoat.

When Josh McDaniels was hired from the New England Patriots to replace Shanny, everybody in town immediately began questioning how much X's and O's genius was under the new coach's

hoodie. What in the world was this brash, young coach thinking when he traded quarterback Jay Cutler? And how could McDaniels possibly match the offensive fireworks produced by the Mastermind?

But here's a radical thought: What if the main thing McDaniels stole from grumpy old Bill Belichick was his mentor's ornery style of defense rather than a sloppy sense of sideline fashion?

In a tough economy, where every entertainment dollar is harder to pull from the wallet, do Broncomaniacs really care if the team wins 12-7 rather than 39-38?

Does defense sell around here?

You can bet your sweet memories of Randy Gradishar it does.

Of course, when the 30-year-old Davis was signed as a free agent from Cleveland, my first thought was: Does Denver really need another Brownco, after the mixed results from Shannahan's midlife obsession with plucking defenders from the shores of Lake Erie brought Gerard "Big Money" Warren, Ebenezer Ekuban, Michael Myers and Courtney Brown to town?

Nobody is suggesting Davis will make anyone in Colorado forget the five Pro Bowl appearances or the teeth-rattling tackles by Wilson, and it's too early to guarantee Denver will crush and shred the best-laid offensive game plans this season. But, at the very least, a genuine appetite for destruction is back in the Broncos' defense. The bite is provided by this eighth-year pro from the University of Florida.

"I love the physicality. I love to get down in the trenches and mix it up. I love getting those cuts and bruises. It's a rush. I love the question of: Who's man enough?" said Davis, who recorded nine tackles in the season-opening victory at Cincinnati, where Denver limited the Bengals to 3.2 yards per rushing attempt, stinginess this defense matched or beat only once in all of 2008.

"One man doesn't have to be Superman on this defense. But you start knocking down a running back when he comes through the line and people begin to realize you're serious about defense."

It was a shared NFL friendship with Warren that made it possible for Wilson and Davis to become brothers who share a love of mayhem on the field.

"When I came to town, one of the first people I called was Al Wilson. People might try to compare me to him. But that's wrong, because Al Wilson is a legend. It would be disrespect to him, because this was his defense, his locker room, his team," Davis said.

"I have so much respect for Al Wilson. I love the way he played football. He's the one of the best whoever did it, according to me. So I used to pick his brain on how he played the game. And I know he respects me and my game."

Altered state of consciousness directs Dawkins on field

FRANK SCHWAB

THE GAZETTE

September 21, 2009

ENGLEWOOD • Broncos safety Brian Dawkins is serious during the week, but usually more calm and thoughtful than insane.

He speaks with authority but somewhat quietly when asked questions.

He's a 35-year-old family man who speaks earnestly about his religious faith.

On Sundays, there's a different person inside the No. 20 jersey and helmet with the tinted visor. Dawkins has a never-ending resource of energy. Before the Broncos played Cincinnati two weeks ago, the team's Web site had a camera on Dawkins as he got his teammates fired up.

There was nothing quiet or calm about it.

"Respect is not given, it is earned, doggone it!" Dawkins yelled in the pregame huddle and he bounced from side to side, watching his teammates' reactions. "And they don't respect us! Nobody respects us! You know what you've got to do in that situation?"

At that point, Dawkins' voice became nearly demonic.

"Take it! Take it! Take the respect from somebody!" Dawkins said, hitting himself in the helmet and pacing about like he wanted to jump out of his skin. "Take it!"

While other players — Baltimore's Ray Lewis and New Orleans' Drew Brees are among them — put on a similar show in the pregame huddle, Dawkins' motor never slows down, even when the defense isn't on the field.

He'll roam the sideline, even run onto the field when one of his offensive teammates goes down with an injury.

Whenever the offense or special teams are on the field, coach Josh McDaniels said Dawkins never stops shouting encouragement toward them.

"When I'm calling plays on offense, there's not one time where I don't hear him behind me," McDaniels said. "And it's all positive, it's all the right things. And it's not phony. It's real leadership. Tremendous value in the things he says."

The game wouldn't be the same for Dawkins if he couldn't be exuberant before the game, on the field or even on the sideline.

"I don't take it for granted," Dawkins said. "I love what I do. It is an opportunity for me to go out and have a great time."

Give Dawkins credit for understanding his audience. For anyone who has turned on a NFL game and dreamed about playing the game with unbridled excitement and joy if given the chance, Dawkins is living the dream for you.

"(Fans) would love to do what I do for a living," Dawkins said. "People come to the game to have a great time. I go to the games to have a great time. I am not going to allow anything to deter me from that."

Dawkins said he was told in high school and college to tone it down, but that was never the case when he got to the NFL. So he lets it all hang out. He doesn't script his pregame words. They come from pure emotion and adrenaline.

"I'm not trying to show off," Dawkins said. "I do what I do. My teammates love it."

Dawkins provides energy for defense

Broncos safety has taken on team leader role

Associated Press

Posted: 09/17/2009

ENGLEWOOD -- When Josh McDaniels became head coach of the Denver Broncos at age 32, his top target in free agency was safety Brian Dawkins, who turns 36 next month.

"He doesn't look like it," McDaniels said. "When you watch him on tape, when you watch him on the field, he's playing as fast or faster than everybody else."

Dawkins, who left Philadelphia after 13 years when McDaniels offered him what essentially is a \$9 million contract over two years, led the Broncos with 11 tackles and a ton of pep talks in their season-opening win at Cincinnati.

"The way that guy runs around the field, he saved a bunch of yards (Sunday) with open-field tackles," McDaniels said. "And his energy and leadership on the sideline is as good as any player I've ever seen."

McDaniels said that even with headphones on, he could hear Dawkins' constant chatter on the sideline.

"When I'm calling plays on offense, there's not one time that I don't hear him behind me, talking to the defense, talking to the punt team. It doesn't matter who it is, I can hear him," McDaniels said. "I'm hearing him behind me, and it's all positive, it's all the right things and it's not phony. It's real leadership."

There is "tremendous value in the things he says, and he's such a smart football player that as the game goes along" he makes the proper adjustments in the blink of an eye, McDaniels said.

It's the same thing he did for years in Philadelphia, where Dawkins energized entire stadiums with play that led the Eagles to five NFC championships and one Super Bowl and earned him trips to seven Pro Bowls.

"He brings an intensity to the game, even in practices," linebacker Mario Haggan said. "When you hear a guy like him speak, if you're not ready to play, you don't have a heart."

The Eagles knew Dawkins was still a three-down player with a bottomless battery, but they were reluctant to break the bank on a man in his mid-30s.

Not so McDaniels, who needed a playmaker on defense and a leader in the locker room.

"Well, he saw me as a safety, a playmaking safety," Dawkins said. "Our conversations had nothing to do with limitations or my age. And I respected that tremendously because I felt that I still can do what I need to do for my teammates, whether it be here or there."

While the Eagles figured they could replace his hard hits and big plays with young players such as Quentin Demps, Dawkins' presence in the locker room is what's missed most in Philadelphia,

where teammates had tremendous respect for this deeply spiritual safety who was a mentor for younger players.

Dawkins is now introducing his style, skills and wisdom to Denver.

He's quiet and humble during the week, but his alter ego emerges on game days, when he transforms into an energetic, highly emotional player who can hardly contain himself as he runs out during pregame introductions. He shakes and gyrates when he comes out of the tunnel, and maintains that intensity until the final whistle.

"I'm a blessed and anointed man to do what I do and I don't take it for granted. I love what I do," Dawkins said. "It's an opportunity for me to go out and have a great time. People come to the game to have a great time. I go to the game to have a great time, so I'm not going to allow anything to deter me from that."

He's been doing it since he was a kid, although he was a bit muffled back then.

"High school is a little different. They tell you to tone it down. College, same thing, tone it down a little bit," Dawkins explained. "When I got to the NFL, I'm not trying to show off anybody, so I do what I do and my teammates love it."

Haggan said Dawkins doesn't just put on a show on Sundays but is just as intense in the classroom.

"It's the epitome of how to be a professional, how to play in this league a long time," Haggan said. "If some of the guys in the league can do half of the things he does, there would be a lot of guys a lot more successful."

Notwithstanding a hand injury that kept him out of practice Wednesday, Dawkins isn't showing many signs of slowing down as he approaches his birthday.

Doom's sacks back anew

Dave Krieger

The Denver Post

Posted: 09/21/2009

The best pass rusher in Broncos history was 6-feet-5-inches tall. Simon Fletcher, who recorded 97 1/2 quarterback sacks from 1985-95, was an early prototype for the long, lean, athletic sack artist.

"He was a great player," Elvis Dumervil said Sunday. "I saw a couple highlights of him."

From Michael Strahan to Jason Taylor, Jared Allen to DeMarcus Ware, Fletcher's build became the template for the modern pass rusher.

So how did the 5-11 Dumervil — "Doom" to his teammates — crash the party? How did the shortest member of the Broncos' front seven doom Browns QB Brady Quinn, sacking him four times and grabbing a share of the team single-game sack record?

"I've been going through it all my life," Dumervil said. "It's easy for me. I have instant leverage, I guess. I'm just trying to key the ball and be explosive."

"We tease him all the time about his size," cornerback Andre Goodman said, "but for a guy like that to finish the game the way he did was big."

At times, watching Dumervil go up against 6-6 Browns tackle Joe Thomas was like the famous picture of the sumo wrestler facing off against a child. Thomas is one of the game's elite left tackles, but he tends to do better against people his own size. As offensive tackles get bigger, Dumervil seems to get better.

"It's a chess match out there," Dumervil explained. "You've just got to set him up and make different moves and then, when the time comes, you've got to be able to trigger and make the opportunity."

All of Dumervil's sacks came in the second half, when the Browns were trying to play catch-up. Early in the fourth quarter, he sacked Quinn on consecutive plays, producing the always-promising fourth-and-28.

"It's a little unorthodox," Broncos coach Josh McDaniels said. "The biggest thing is he's got longer arms than most of the guys blocking him, and he's much shorter. So you're reaching for him, but he can get his hands on you first and he's got leverage on you and he can get underneath you and push you back to the quarterback."

"So he's a unique player. He's a unique pass rusher in that his skill set is pretty much alone in this league for a shorter guy with real long arms. And he's got a good burst."

Even after recording 20 sacks as a senior at Louisville in 2005, Dumervil slid to the fourth round of the NFL draft because of his size. There was no way he was going to be able to play defensive end in the NFL at 5-11.

For three years, he did, recording 12 1/2 sacks in 2007 for Mike Shanahan, the man who drafted him. But this year he was forced to change positions as McDaniels installed a 3-4 defense. Dumervil had to give up his traditional three-point stance and learn to play standing up as a linebacker.

"It's been tough, man," he said. "There was times when I was down on myself in camp. I always had my hand on the ground. Coach McDaniels really helped me out during two-a-days. I worked really hard this offseason, especially with (strength coach) Rich Tuten, just working on drops and just trying to be a more versatile player. It hasn't been easy. I still have a lot to learn, but I feel like I'm going in the right direction."

The Browns would probably agree. Dumervil was credited with seven tackles Sunday, second on the Broncos to fellow linebacker Andra Davis. He was also credited with forcing the Joshua Cribbs fumble that Brian Dawkins recovered early in the third quarter when the Broncos led by only four points.

Players that appear better suited to the task have struggled much more with the adjustment Dumervil has made. Jarvis Moss, for example, is listed at 6-7. When the Broncos used a first-round draft pick on him in 2007, they envisioned an elite pass rusher. Moss has 3 1/2 sacks in a little more than two seasons. Dumervil has 30 in a little more than three.

"I'm just blessed, man. I just thank God for the situation I've been put in," Dumervil said. "Once the offense gets some points and we get a team one-dimensional, it really makes my job easy."

Scouting has more measurements and videotape than ever, but it's still as much art as science. Some things just can't be measured until the lights come on. That's where Doom comes up big.

Fields to man middle for Broncos

With the 3-4 defense returning, the team turns to veteran for dirtiest job on D

By Jeff Legwold

The Denver Post

Posted: 08/06/2009

It does not, and will not, appear on any Top 40 list, it's not in Billboard magazine, not anywhere to be found on anybody's iPod.

Nope, it's just a little ditty Rubin Carter made up, a sort of ode to the big man, the guy in the middle of a 3-4 defense.

"It's 'Mama Don't Let Your Babies Grow Up to Be Nose Tackles.' That's the song I used to sing around the house," Carter said. "Because you have to be pretty much a sacrificial lamb at times, a big one, but still a sacrificial lamb."

Carter, who manned the Broncos' nose tackle spot for 11 of his 12 seasons under defensive coordinator Joe Collier, said he put the words to music because his son — Washington Redskins defensive end Andre Carter — had said as a youngster he wanted to grow up and play the same position as his father.

"I had to blink a couple times when he said that," Carter said, laughing. "He wanted to be just like Dad, but I don't understand why he felt that way; he'd see me limping home and getting in the tub for 30 minutes to let the wounds heal."

So, the 3-4 is back in Denver, and the man being asked to man the dirtiest of defensive jobs much of the time is Ronald Fields, a 6-foot-2, 314-pounder who signed with the Broncos after four seasons with the San Francisco 49ers.

Fields, Carlton Powell (6-2, 312) and Marcus Thomas (6-3, 316) have all taken a spin at the position that requires lining up directly across from, or a shade off one shoulder, of the center. Once the ball is snapped, the job is to take on as many blockers as humanly possible so others can run free to the highlight shows.

"That's me," Fields said. "People say the nose tackle is key in this defense, so I've said I've got the key to the city, baby. Get the push, take on some blockers, do the job, you know, that's what it is."

Asked about the position, former Broncos defensive end Alfred Williams said, "Nose tackle? Well, he's the guy that you go over to his house and the laundry is never done, the guy who cooks the food and the dishes are always in the sink, the guy who you open up the car and stuff falls out the door on to the ground and there is stuff on the floor everywhere and it's never clean.

"Now that's the guy who wants to play nose tackle."

The position is thankless, but 100 percent necessary in any 3-4 scheme. Collier has said it is "impossible" to play a 3-4 well without having a nose guard who can consistently power his way up the field and draw a minimum of two blockers while preventing an offensive lineman from turning him and creating a gap to run through.

Consider that two of the best nose guards in the league — New England's Vince Wilfork and Pittsburgh's Casey Hampton — combined for all of three sacks last season.

"Physically you have to be strong, very quick and very flexible for a big person," Carter said. "You have to handle all of the twisting and turning, from getting blocked from all different angles, from almost every player you can name on an offense. And you can't spend a lot of time thinking about how many sacks you're going to get or tackles you're going to make.

"It's all about doing your job, because you take your finger out of the dam there and pretty soon you've got a flood."

When new Broncos coach Josh McDaniels made the switch to the 3-4, he was repeatedly quizzed on who would man the middle because the team initially didn't have many candidates.

He always mentioned Fields, who played under new Broncos defensive coordinator Mike Nolan in San Francisco, though Fields hasn't started a game since 2006. Fields has the build, and the Broncos believe he has the strength.

The issue will be whether Fields can play with the quickness required to fend off centers and guards.

"You've got to get your hands up in there, get off the ball and get into the blockers," Fields said. "Get up the field, create problems. If you don't create problems, then you've got problems. This is a good opportunity for me."

Goodman never comfy at corner

Playing opposite Bailey is a hard job fit for a day planner, not Twitter

By Jeff Legwold

The Denver Post

Posted: 09/08/2009

It's a wired world, a tweet-filled place overflowing with Facebook friends and infinite MySpace spaces, it seems.

Andre Goodman knows this, for he spends his days surrounded by the young(er) and restless texters, thumb typing almost as much as they speak. And he's OK with that. Just don't ask him to log in.

"I still put pen to paper," Goodman said. "To me, I like to do things a certain way. If it works for me, I do it. And when I have something I want to remember, a thought or two to get out, I always write it down. I don't like to type. I don't know how people still use their phones to put dates in; to this day I still have a (day) planner I walk around with. I'm always writing in it. People see it and they think I'm crazy."

Crazy? No, Goodman is a measured thinker, a calm exterior wrapped around the internal fire and brimstone of a comeback story.

Which is exactly why the eight-year cornerback now finds himself in the position former Broncos cornerback Dre Bly once called "the most popular place on the field and it ain't gonna change until those guys look out and see something different."

Popular to opposing quarterbacks because Goodman plays right cornerback, just as Bly did before him, just as Darrent Williams did before that. And the right cornerback is not the left cornerback in the Broncos' defense.

The right cornerback is not Champ Bailey.

"You know I've never been that guy, *the* guy. I've always been the other guy," Goodman said. "So I have kind of an all odds stacked against me mentality. That's how my career has been built."

And with the Broncos set to open their season Sunday at Cincinnati with a healthy Carson Palmer at quarterback for the Bengals, Goodman figures to begin a week-to-week march of wearing the target.

Because even as some personnel executives across the NFL believe Bailey has begun to gamble a little more here and there to get more involved, which has brought some occasional challenges from opposing quarterbacks like San Diego's Philip Rivers who may not have tried before, Goodman will still get far more action.

Consider that last season, before he suffered a hamstring injury in Week 7 against New England that cratered his season, Bailey was virtually ignored in the first six games, including two games — against the Buccaneers and Jaguars — when no passes were even attempted to where Bailey was in coverage.

Bailey had a career-high 10 interceptions in 2006, roughly a third of the passes that were directed his way that year. Last year, former Broncos coach Mike Shanahan addressed the question with the face of a man who had a burning tire outside his office door.

"You can throw at a Hall of Famer or another player," he said with a grimace. "One is the smart play, one isn't so smart. You don't have to be a genius there."

"You know that," Bly said. "You've got to compete, you know. Don't take the job if you don't want to compete, you won't survive."

"The challenge is you know you're going to get a lot of work," Goodman said. "I knew what I was getting into, I knew what it was going to be like playing across from Champ. You know the majority of balls were going to come my way. You have to see opportunity in that. The challenge is motivating."

Goodman, if he's about anything, is about challenges. Early in his freshman season at South Carolina, his football career was thought to be over when Georgia tight end Jermaine Wiggins crashed into Goodman's right knee, tearing all the major ligaments.

Goodman was initially told he might never walk again without a limp, but he eventually returned to the field midway through his sophomore year. There's an 8-inch scar to remember it all — as well as the poems he wrote as part of his recovery, one of which he laminated and kept in his locker for the remainder of his college career.

"If there was one significant moment in my life that I go back to, it's probably that moment," Goodman said. "I learned a lot about myself in terms of being able to push through adversity. At that point in time, it was easily the worst thing that had happened to me. I think you can kind of go either way there. You can either give up when someone tells you that it's probably it for you because it's going to be tough to come back from that kind of injury, or do you say, 'I want to know what I could be?'"

"I think because I took the latter, it kind of shaped my life. Nothing can ever get in my way in terms of adversity nothing can stop me."

The Broncos offered a \$25 million contract to put him across from Bailey.

"Even now, when it might seem like things are going OK for me, I never allow myself to think that way, to get comfortable," Goodman said. "It allows you to work just as hard now as you did on Day One. . . . I think I'm fast, I think I'm pretty quick, I've got pretty good hips, I've got pretty good feet, but that's stuff that was just given to me."

"The rest of it, recognizing route concepts, playing against offenses, those are the things I had to work on. And when I come to work, I know I'm coming to work with a purpose."

Strong bond of Broncos DBs Goodman, Hill good for team

They might be newcomers to Denver, but the DBs are close friends and playing big roles for a team off to a 3-0 start

By Lindsay H. Jones

The Denver Post

Posted: 10/01/2009

In the hectic, noisy seconds before the opposing quarterback gets the snap, all Renaldo Hill and Andre Goodman need is a split second to communicate with each other from the right side of the Broncos' secondary.

Hill, a safety, will lock eyes with Goodman, lined up at right cornerback, and somehow they instantaneously communicate to each other what they're thinking.

Too often it is said in NFL locker rooms that teammates become like brothers, but the description might be true when it comes to Hill and Goodman, who started 30 games together for the Miami Dolphins before signing with the Broncos this past offseason. They eat breakfast together on weekends, frequently go out to dinner together during the week, arrive together at Dove Valley before daylight for extra film study and spend so much time together that people frequently call one by the other's name.

"I don't think I've ever trusted another player as much as I trust him," Goodman said of Hill.

Of course, they also bicker like brothers too, working out their disagreements on the practice field so that their communication is clear by game day.

"You almost have to separate them sometimes," Broncos safety Brian Dawkins said. "It's funny, they're always getting after each other as far as things they see or different techniques. I'm always joking with them as having to come in the back seat and separate them."

Playing in the secondary with heralded players such as Dawkins and cornerback Champ Bailey, it's only natural that Hill and Goodman might be known as the "other guys." But with Hill and Goodman intercepting passes on back-to-back defensive series against the Oakland Raiders last Sunday, maybe it won't be that way for long.

"Those guys are going to go under the radar a little bit. But I know, and we know, what they bring to the table," Dawkins said. "We know how Renaldo gets us lined up so many times.

"The guy is so smart, so many things he sees

during the week that allows us to be able to anticipate things. . . . The communication back there is ridiculous, the amount that we are anticipating routes and anticipating things with these guys."

Goodman and Hill became free agents last offseason and the Dolphins let Hill go, believing they were getting a significant upgrade at his safety position when they signed Gibril Wilson to a five-year contract. Hill signed a four-year, \$10 million contract with the Broncos on the first day of free agency. A day later, Goodman followed his friend to Denver.

Goodman was scheduled to visit the Broncos first, then fly to Cleveland to meet with the Browns. Goodman postponed the trip to Cleveland and signed a five-year contract worth \$20.4 million to play for the Broncos, the biggest contract of any of the more than a dozen Denver free-agent additions.

"They asked me what number I wanted and I told Goody I was saving him (jersey) No. 21, I wasn't going to mess with it," Hill said. "I was hoping and wishing he would be a Bronco with me."

And just like that, half of the Dolphins' secondary was reunited — much to the delight of Denver coach Josh McDaniels, who no longer has to coach against either player as he did when he was the offensive coordinator for the New England Patriots.

"They play sound, fundamental football," McDaniels said Wednesday. "They were both here at 5:15 this morning. I didn't know that when I was coaching against them, but I love it now that I'm coaching both of them. That's just the way they are, the way they work."

Goodman, frequently the target of opposing quarterbacks because he plays opposite Bailey, has made four tackles, broken up one pass and made one interception.

Hill, though listed as a strong safety, is often the deepest player in the Broncos' defense, which has been outstanding in preventing big plays. He intercepted a deep pass by Oakland's JaMarcus Russell early in last Sunday's game.

Meanwhile, in Miami, the secondary has been a major issue for the 0-3 Dolphins. The South Florida media have begun to question whether the Dolphins should have tried harder to keep Hill and Goodman.

"They don't have the chemistry back there that they had," said defensive end Vonnie Holliday, a teammate of Hill's and Goodman's for three years with Miami. "I'm not sure who that guy is back there right now, who the guy is that is quarterbacking that defense in the secondary now that Renaldo is gone, and Goody, he's just hard to replace."

Goodman and Hill said they enjoyed their time with the Dolphins but are content in Denver.

"I don't think it could have worked out any better than it did," Goodman said.

Mr. Versatility: Broncos' Hillis

Fullback catching coach's eye as runner, blocker, receiver

By Jim Armstrong

The Denver Post

Posted: 06/09/2009 01:00:00 AM MDT

What, you think Waldo is hard to find? Try tracking down Peyton Hillis at the Broncos' offseason passing camp.

One minute, he's split wide, a la Dallas Clark. The next minute, he's tangling with linebackers as a fullback in two-back formations. And when he finishes that drill, he swings over to tailback in single-back sets.

Oh, and did we mention he's all the rage on special teams? Or that he believes, in his heart of hearts, that he could play linebacker on Sunday afternoons?

Hillis isn't the Broncos' most valuable player, but, with apologies to fullback/linebacker Spencer Larsen, he may well be their most versatile.

So, Peyton, are you a fullback, a tailback or a receiver? Or are you a man for all seasons?

"I don't really know what I am at this point," Hillis said. "I think they're just filling me into different roles to see what I can do. They really haven't come up to me and said, 'You're this or you're that.' They're just kind of putting me in as a piece to the puzzle and seeing what happens."

Most running backs who spent time in the Broncos' backfield, circa 2008, have moved on — Selvin Young, Andre Hall, Tatum Bell and Michael Pittman among them. But Hillis remains, and new coach Josh McDaniels likes what he sees. The challenge is to figure out where to use him.

"We're going to use every skill he has," McDaniels said. "He does a lot of things well. He can run the ball as a single back or he can catch the ball out of the backfield. He can block in two-back sets or he can split out wide. He's got great hands and he's a very tough runner to bring down when you give him the ball. So he'll do a lot of different things for us.

"As we tell our players, they all create their own roles. And he's certainly done a good job of taking what we're giving him and doing it very well."

For all the new faces and endless possibilities in the Broncos' backfield, this much is certain: McDaniels didn't use the 12th pick in the draft on Know-shon Moreno so Moreno could be a backup. He figures to emerge as the starting tailback, with Hillis joining him at fullback in two-back sets.

But what if Moreno gets hurt? Given what happened last season, it's a question that has to be asked.

You remember last season. Hillis began the year as the starting fullback, but, after an injury epidemic in the backfield, he wound up the No. 1 tailback. He led the team with 343 yards rushing, including 129 against the Jets, before a torn hamstring ended his season after 13 games.

By that point, Hillis had become something of a cult hero in Denver. Talk about your unlikely success stories. Who knew a 255-pound fullback drafted in the seventh round would average 5 yards a carry as the Broncos' starting tailback?

"It was exciting," Hillis said. "Last year proved that anything can happen in this league. I had a tough career in college. When I came to the NFL, I was just trying to make the team. If it never happens again, at least I proved that I can run with the best, that I can play ball. That's what means the most to me."

Hillis has dropped down to a chiseled 245 pounds, but it doesn't figure to get him a lot of playing time at tailback — not with Moreno and two other newcomers, Correll Buckhalter and LaMont Jordan, on the roster. Doesn't matter, says Hillis. He has come to enjoy this multitasking thing.

"It's all about how I can help the team," he said. "I want people to see I can do a variety of roles, not just tailback. Slot me out, dot me in the I (formation), put me on special teams. . . . Wherever they put me, I'll be happy. As far as my athletic ability, I can pretty much do it all. You can put me at linebacker and I'll do a good job."

Broncos running back Jordan not taking opportunity lightly

By FRANK SCHWAB

Colorado Springs Gazette

July 31, 2009

ENGLEWOOD • LaMont Jordan didn't worry when the Denver Broncos drafted Knowshon Moreno with the 12th overall pick of April's NFL draft.

The veteran tailback kept working. He dropped 20 pounds to get down to 228, the lightest he has been in his career.

He was going to be ready for training camp, which started Friday. He said he owed it to Broncos coach Josh McDaniels, who showed faith in him by "bringing me out here and signing me when I was overweight." This is Jordan's ninth training camp, and he said he has never felt this good.

"I know I can be a top back in this league, and I've shown it — in spurts," said Jordan, who has started more than eight games once in his career and gained 1,000 yards that season, in 2005 with Oakland. "That's because I never prepared, I was never disciplined. Now, I've prepared. I'm a lot more disciplined. I've still got a ways to go, but I'm off to a great start. Mentally, physically, spiritually — in all aspects of my life I feel pretty good."

For the moment, things are working out just fine. The trim and focused Jordan was Denver's starting tailback when camp opened as Moreno continued his contract holdout.

Moreno and linebacker Robert Ayers don't appear to be on the verge of signing, although McDaniels wants them in camp soon because they were falling behind. The Broncos had only one significant holdout in Mike Shanahan's 14 years: Tatum Bell in 2004.

Even if Moreno was in camp, Jordan wasn't going to let it bother him. He remembered when he was a second-round pick in 2001, and the supposed heir apparent to 28-year-old Curtis Martin on the Jets. Martin never relinquished the job, playing five more seasons. Martin had 1,697 yards in 2004 at age 31.

Jordan followed Martin's lead this offseason.

"Curtis had the most yards of his career when I was his backup, and I got drafted second (round)," Jordan said. "That pushed Curtis harder, and he worked harder."

Jordan saw an opportunity, and worked his way past Correll Buckhalter in the offseason to lead the depth chart at tailback.

Jordan came from New England, where McDaniels called plays, and he doesn't think it matters much who the starter is this season. The Patriots used many backs last year. Even though Moreno was a very high pick, Jordan figures the Broncos will use a heavy rotation this year.

"The good thing about this offense is all the running backs are going to have a role," Jordan said. "We're going to beat teams differently every week. You saw that last year with New England."

Denver has the depth for it. Aside from Jordan and Buckhalter, who shared first-team repetitions, Peyton Hillis got some tailback work in one-back sets and Ryan Torain looked very good in the morning practice as he comes off knee surgery. Moreno will join the mix when he signs.

McDaniels liked what he saw on the first day.

"All of our backs are 215 (pounds) or more, so that's the style of running that we want," McDaniels said.

'Leatherhead' Larsen adapting to 2 new systems

'Leatherhead' Larsen adapting to 2 new systems

By ARNIE STAPLETON
Associated Press
June 3, 2009

ENGLEWOOD, Colo. -- Spencer "Leatherhead" Larsen is easily the busiest player at Dove Valley.

The only player in Denver Broncos history to start on both sides of the ball, the second-year pro is splitting his time at linebacker and fullback while learning the new offensive and defensive systems being installed under new coach Josh McDaniels.

"I've got a lot of information on my plate right now," Larsen said Tuesday during the team's passing camp. "As you can imagine, two new systems, offense and defense, and I'm just plugging away, trying to get a grasp on both of them."

On offense, he's adapting to the tweaks in the Broncos' famed zone blocking scheme.

Instead of the 4-3 defense, where Larsen played middle linebacker, he's adjusting to the 3-4, learning both inside and both outside spots.

"You learn all of them and wherever they put you, they put you," Larsen said.

Does he prefer weakside or strongside on the interior?

"Either, or," Larsen said in keeping with the theme of his versatility.

And during his "down" time, he's playing on all four special teams units.

So, he's buried in the offensive, defensive and special teams playbooks at home. He splits his classroom and on-the-field time between linebackers coach Don Martindale and running backs coach Bobby Turner, then hustles over to listen to special teams coordinator Mike Priefer.

Which position is easier for him?

As expected, he's torn.

"Defense for me is a little more natural, just because I've been playing it all my life and in college, so I can relate," said Larsen, a sixth-round selection out of Arizona last season. "On offense, it's almost better, too, because I come in and it's clean, I don't have anything to relate it to, so I memorize it and go ahead."

Larsen said he doesn't necessarily get more tired than his teammates.

"No, it's the same. I don't get any more or any less reps than anyone else," he said.

It's just that he's all over the field.

"I feel like I'm a rookie again with the new system," Larsen said.

Or systems, actually.

Back in the infancy of the NFL, it wasn't uncommon to play both ways. But now in the age of specialization and the league's transformation into such a big business, it's quite the oddity.

Still, he's not on the field all the time. There's base defenses, nickel and dime packages. On offense, there's one- and two-back sets.

Larsen made a name for himself last year when he became just the fourth player in the NFL since 1990 to start on both sides of the ball. He took seven snaps at fullback, 55 at middle linebacker and eight more on special teams in a 24-20 win over Atlanta in Week 10.

But he didn't know what to expect when Mike Shanahan was fired after the season. Would he move back to linebacker? Would he become a full-time fullback? Would he even stick around?

Soon, McDaniels told him he'd continue splitting his time on offense and defense.

"It went well last year and I was excited ... that he was able to look at last year and decide to keep me on," Larsen said. "So, whatever they have me do, I'm excited about it and I'll do my best with it."

Larsen, who played quarterback and linebacker in high school but only linebacker in college, said he never feels like he's spreading himself too thin.

"No, I really don't, because the coaches, they look and see what you can handle and what you can't, they cut it back. They know how much a player can take," Larsen said. "I haven't felt like I've gotten spread out."

Moreno plans to have a ball

By Lindsay H. Jones

The Denver Post

Posted: 09/13/2009

Rookie running back Knowshon Moreno sat tucked inside his locker at Broncos headquarters Thursday morning, rapidly tapping his right foot as he quietly thumbed through his playbook.

After a frustrating start to his NFL career, Moreno is set to make his long-awaited debut today in the Broncos' season opener at Cincinnati.

It's no wonder he can barely sit still.

"I'm real excited, anxious, nervous, all at the same time," Moreno said. "I'm just so ready to get out there and see what I can do. I can't wait to run around a little bit. I know the night before the game, I'm not going to be able to sleep that much. I probably will have to control myself a little bit when we're out there because I'm going to be off the walls."

How much he will play against the Bengals is a closely guarded secret. But Moreno, a former Georgia star, insists there's no doubt he will play.

At last, Broncos fans will get to know Knowshon, and not just the player who hurdled college linebackers while rushing for back-to-back 1,300-yard seasons in the Southeastern Conference. They will get to know the guy who is the grandson of a magician, a card shark, an avid bowler, aspiring golfer and chess master.

"He's got that fun-loving spirit that you just want to be around. It's just infectious, he loves life," said close family friend Michelle Lugo, who has known Moreno since he was a young boy. "We don't want him to lose that; we don't ever, ever want him to lose that."

Moreno became a Bronco in April, when the team made him the No. 12 overall pick in the NFL draft. But he held out for the first eight days of training camp before signing his rookie contract. He then sprained the medial collateral ligament in his right knee on his second carry in the team's first preseason game, at San Francisco on Aug. 14. He hasn't played in a game since.

It wasn't the way he envisioned his pro career starting. But he's practiced for 10 days, has ditched the orange "no-contact" jersey and is on the verge of shedding a protective knee brace as he readies for his first NFL game.

Great support from "Grammy"

The kitchen of Mildred McQueen's modest middle-class home in Belford, N.J., might as well be a museum chronicling the football career of her grandson, Knowshon Moreno. To McQueen, though, he's just "Shon."

Shon is smiling in photos large and small, a mix of personal snapshots and professional portraits and magazine covers, a collage of memories from his decorated careers at Middletown South High School and the University of Georgia.

The newest addition to the mural is a hand-drawn poster created by one of Moreno's relatives congratulating him for making it to the NFL.

There's a different framed photo hanging in McQueen's bedroom. In it, a stocky preteen Moreno is wearing a white football jersey and orange pants. It's the first photo of him wearing a uniform, taken during his first season of Pop Warner in the nearby Atlantic Highlands a decade ago.

McQueen never knew much about football, but she never doubted her grandson could play.

She still seems amazed that the boy she raised, the oldest of her four grandchildren, is an adult, let alone a pro.

"Not in my wildest dreams," McQueen said. "I mean, he's really taken us all on a great ride."

Without question, Moreno, 22, is still a grandma's boy.

As a child, he shuttled between the homes of his father, Freddie Moreno, and mother, Vera-shon McQueen, and his grandmother's place, first in the Bronx and later in New Jersey. By the time he was 10, the family decided he needed stability. It was his grandmother who could provide it. Moreno moved in full time with the lady he calls "Grammy" and everyone else calls "Miss Mildred" in Belford.

Her home remains his home base, even though he recently purchased his first home in the Denver area.

"She's the calm and sense in his life, there's no doubt about that," said Steve Antonucci, Moreno's high school coach at Middletown South.

McQueen was the one who, after Moreno begged her to, first enrolled him in Pop Warner football. She was the one who called his high school and college coaches for frequent updates, and when Moreno left Georgia for the NFL, it was McQueen, along with a handful of other close family friends, who helped Moreno interview potential agents and financial advisers. McQueen said she plans to move to Denver next year, after Moreno's cousin — whom McQueen is also raising — graduates from high school.

"I have a lot of people in my family that I'm close to that have helped me out, but she's definitely the one," Moreno said.

"Always bigger, faster"

Belford sits only a couple miles from the Atlantic Ocean, just more than an hour's drive from New York City. Locals describe the area, with towns such as Middletown, Red Bank and Holmdel, as a close-knit, family-friendly area with plenty of pride in its residents.

Moreno might not rival rockers Bruce Springsteen and Jon Bon Jovi, who live in neighboring towns, for national cachet, but on the sports scene, he was a local legend here long before the Broncos came calling.

Before Moreno played a down of high school football, he was known as the kid who did a windmill dunk in a middle school all-star basketball game. The kid who would grab a ball and dare classmates to try to catch him and tackle him.

"He was always bigger, faster. He always stood out as an athlete," said friend and former high school teammate Mark Longo, a defensive back at Cornell.

Moreno was unpolished as a running back when he arrived at Middletown South High School in the fall of 2003 because he had played Pop Warner ball only sporadically. Coaches were immediately impressed with his athleticism, however. When he scored three touchdowns in a come-from-behind victory in the second game of his freshman year, Antonucci said he realized just how special Moreno could be.

"From that point on, he became one of the most dominant football players I've ever seen play this game at this level," Antonucci said.

Moreno graduated in 2006 after leading Middletown South to a 36-0 record and three state titles from his sophomore through senior years. He set a New Jersey record for career touchdowns (128) and still owns school track and field records in the 100-meter dash and long jump.

Antonucci keeps the jersey Moreno wore in his final high school game folded in a desk drawer, waiting to be framed. The school plans to retire his No. 24 soon.

"In your lifetime, in a public school setting like this one, it's very rare you get a kid like that," Antonucci said. "For him to be in the NFL right now, that's even more rare. I don't know if I'll ever see anything like that again."

Motor never runs out of fuel

Moreno followed a friend from a neighboring town, offensive lineman Kade Weston, to Georgia, but arrived on campus in Athens in the fall of 2006 to find three older running backs ahead of him.

For the first time in his football career, Moreno didn't play. As he waited out his redshirt year, Moreno became "a heck of a scout-team player," said Tony Ball, the running backs coach at Georgia.

"His motor goes only one speed, and I tell you, our defense had to get used to that," Ball said. "As a scout-team player, the norm is to run the play that you see, and then when the defense gets there and tries to hit you up, you let them do that. But here you have a back that has a natural instinct and is very competitive. A defender shows up, and Knowshon drops his shoulder and accelerates to finish."

Moreno showed similar gumption once he began playing in the fall of 2007, first as a backup and then, by late October, as the starter. Moreno created a stir in the Southeastern Conference with his six 100-yard games as a freshman, but also by his hustle between plays.

"I have a good friend I played with who is now a coach down in Atlanta, and he said it's so funny, he scouts and goes to games all over Atlanta, and in every game, there is always the one player who gets tackled, then sprints back to the huddle because they watched Shon do it," said Joe Trezza, one of Moreno's high school coaches. "They loved him so much down there."

Midway through the 2007 season, fans in Athens began wearing T-shirts honoring Moreno. "Do You Knowshon?" they read — as much a play on his first name as a warning to the rest of the SEC as to what was to come.

Moreno, now that he's starting to get comfortable in Denver, is eager for Broncos fans to get to know him too. All that starts today.

"I don't care if I only get two snaps a game, as long as I'm helping my team out, whether in practice or a game," Moreno said. "As long as we're winning and making each other better, that's the main thing."

The Moreno file

During the 2009 season, Broncos fans will have the opportunity to get to know Knowshon Moreno, a young, charismatic running back who hopes to make his mark on Denver.

Age: 22.

Critical stats: 5-feet-11, 210 pounds (though Broncos coach Josh McDaniels said Moreno weighed in at 217).

Credentials: Rushed for 2,734 yards in two seasons at Georgia, becoming the first Bulldogs tailback with back-to-back 1,000-yard seasons since Herschel Walker. Finished his high school career at Middletown South with 6,268 yards rushing and set a New Jersey record with 128 total touchdowns.

Hobbies: Bowling, golf, chess, card games.

Pet: Chocolate Lab named Papi, who will be joining Moreno in Colorado.

Future aspiration: Actor.

Kyle Orton embracing Colorado

By Lindsay H. Jones
The Denver Post
Posted: 09/09/2009

Go ahead, call Kyle Orton a game manager. He relishes, even loves, the somewhat dubious title.

Tell him he doesn't have a strong arm. He'll laugh it off, and tell you he can make any throw that's needed.

Boo him when he throws an interception in a training camp scrimmage. Orton won't flinch, because he's heard worse — much worse — in Chicago, where he went from starter to third-string clipboard holder, and back again.

No matter how bad things may be, or how good they might get in this, Orton's first season as the Broncos quarterback, it's a safe bet the screams that came out of Orton's mouth on Aug. 30, as he waved a bloody, dislocated index finger, will be the only ones heard from him this season.

Flash back and contrast that to the recent ghost of Broncos quarterbacks past. The high profile change at the team's most visible position is emblematic of transition throughout the Broncos organization.

The last time Jay Cutler wore a Broncos jersey — Dec. 28, 2008 — NBC cameras caught him screaming profanities at rookie receiver Eddie Royal in the Broncos' 52-21 season-ending loss at San Diego.

"I'm not a yeller, I'm not a screamer. I always try to use positive reinforcement when I can," Orton said. "I try to be a leader by example, make sure I'm doing all my things right, putting in all the work I need to do my job, because until you do that, it's hard to get people to follow you."

Orton is plenty of things that Cutler wasn't, yet because of the epic meltdown that occurred last March between Cutler and new Broncos coach Josh McDaniels, Orton finds his career tied directly to Cutler.

Who will throw for more yards? More touchdowns? More interceptions? Who will win more games? Who takes his team to the playoffs first?

The answers to those questions ultimately will determine whether McDaniels was right in trading Cutler to the Bears.

Those questions and comparisons are all understandable for Cutler, because he was the one who asked to be traded in the first place; and for McDaniels, the rookie head coach who shook up the NFL by trading a young Pro Bowl quarterback.

Orton has tried to distance himself from the Cutler fallout as much as possible. While April 2 officially marked the end of the Cutler Era in Denver, it marked a new beginning for Orton, who admits he became disgruntled at times in Chicago.

"It's great to finally have the support of the organization," Orton said. "I feel like they want me here and that feels great."

McDaniels could have named Orton the team's starter as soon as Orton got off the plane at Denver International Airport on April 3. Instead, McDaniels said there would be open competition between Orton and Chris Simms, signed earlier in the offseason to be Cutler's backup. By mid-June, McDaniels had named Orton his starter.

For the first time in his career, Orton was heading to training camp knowing his role, with the confidence of his coach and the chance to win over his teammates.

Adversity nothing new

Orton and his wife of a year and a half, Bridgett, bought a house in Cherry Creek and spent their summer here. Orton spent most of his days at Dove Valley or on the golf course playing against current and former teammates such as Brandon Stokley and Brian Griese, the former Broncos quarterback who has made his permanent home here.

With the summer waning, Orton packed up his camping gear and headed to Rocky Mountain National Park. He hiked about 7 miles to set up camp at Pear Lake, and spent a couple days enjoying the quiet and clearing his head while fishing and hiking.

Things have hardly been serene since training camp started. First, he was booed, loudly, by Broncos fans when he threw two interceptions in a scrimmage at Invesco Field at Mile High less than a week into training camp. Eight days later he threw interceptions on three consecutive drives in the preseason opener at San Francisco.

"After San Francisco, I never saw him get down. He always had that confidence in himself and the offense," Stokley said.

Orton played well against Seattle — save for a head-scratching left-handed interception in the end zone, then sputtered early in the preseason showcase game against the Bears and Cutler. With just more than five minutes remaining in the first half, Orton slammed his right hand into the hand of a Chicago defender, and a joint on his index finger was dislocated so violently it broke the skin.

Whether his finger will recover in time for the season opener Sunday remains to be seen.

"I'm not worried about struggles in the preseason," Orton said. "I came into the preseason knowing there would be struggles."

Injuries and adversity are nothing new for Orton, who sprained an ankle midway through last season and was ineffective down the stretch as the Bears limped home 9-7, missing the playoffs.

When it became clear Cutler was available via trade, the Bears shipped Orton to Denver along with two first-round draft picks and one third-rounder.

Though Orton won 21 games as a starter in Chicago, his up-and-down tenure made his stay disappointing. Nationally, he became more well-known for growing a thick beard, or for pictures that showed up on the Internet of him partying, than for his play.

So, a few preseason interceptions? A bloody finger? That's nothing, Orton said.

"I learned early on in my career that you can't take anything for granted in this league," said Orton, a fourth-round draft pick out of Purdue in 2005. "I had gone from my true freshman year in college starting all four years to starting my first year in the league, and I thought, this was easy, this is how it's going to be for 15 years. You go from that to not even having the chance to compete for the job. It was a frustrating couple of years.

"It took me a while to get back to work and to really appreciate the game. I was disgruntled. I was very upset about it. But I worked my way back, I got the job again and tried to make the most of it."

Orton a "game-winner"

Orton knows that throughout his career in Chicago he earned the reputation of being a "game manager" — a guy who won't make many mistakes, but isn't going to make game-changing plays, either.

"He's a real solid quarterback," Chicago linebacker Brian Urlacher said. "He does what he needs to do to win the game. You look at his career record as a starter — he wins games. It doesn't matter how you do it, as long as you win."

Orton said he has no problem with the "manager" label, although McDaniels is quick to dismiss it.

McDaniels watched plenty of film from Orton's time in Chicago, and said he saw a cerebral quarterback whose skills translate well into his spread-style offense.

"The quarterbacks that I've had the privilege to coach have never been game managers, they've been game-winners. That's what we expect Kyle to be," McDaniels said. "I mean, people tag people as 'game manager' because, what, they complete a high percentage of passes? I don't even know how to define that. He does what we ask him to do, based on who we're playing each week, and that's what I want from our quarterbacks."

The other perception that has followed Orton to Denver is that he doesn't have the strength to throw deep. While no one is going to confuse Orton with Cutler when it comes to sheer power, Orton, McDaniels and several Broncos receivers insist there is not a throw that Orton isn't strong enough to make.

"Perception is everything in this league, and a lot of times, unless you're a self-promoter, it can become negative," Orton said.

Still, the fact that Orton's longest completion of the preseason was 26 yards hasn't helped diminish the perception.

Orton's high school coach from Southeast Polk High in Runnels, Iowa, knows the deep-ball threat is there, and always has been. Kent Horstmann recalled taking Orton to a quarterback camp at Purdue in 2000, the summer before Orton's senior year of high school.

At age 17, Orton won the long-ball competition with a heave of 78 yards, beating all other high school boys — and one NFL quarterback, Jon Kitna, then with the Seahawks, who happened to be visiting camp.

"He could really throw the football," Horstmann said. "Certainly he had the best arm I've ever seen at this level."

Big arm or not, Orton doesn't lack for confidence heading into a season in which a rookie coach put himself on the hot seat for putting a new quarterback in control.

"I'm going to play great and we're going to win a lot of football games," Orton said.

Broncos' Paxton credits mound presence

The long snapper brings a quiet confidence to the team while relying on his pitching background

By Lindsay H. Jones

The Denver Post

Posted: 05/27/2009

Plenty of little boys grow up harboring NFL dreams. Few of those peewee football players likely long to be long snappers.

Lonie Paxton was one of the few.

As a child in Orange County, Calif., Paxton would attend Los Angeles Rams games with his father, seated near the sideline where the Rams' special-teams players would warm up. When Paxton started playing high school football, he figured that long snapper was a position at which he could excel.

"I'd always played pitcher and could throw the ball real well, so I just applied it through my legs, and it just progressed," Paxton said. "I did it more to help the team rather than to just do it. I don't think there was anyone else on the team that could do it."

As a long snapper, Paxton was used to maintaining a low profile in the locker room during his nine years in New England, yet he ended up causing a minor stir in Denver when he signed with the Broncos on Feb. 27 as a free agent. The move was significant not just because of the size of his contract — five years, \$5.5 million, with a \$1 million bonus, making him the second-highest paid player at his position in the NFL — but because the Broncos already had Mike Leach, a respected, veteran long snapper. Leach was soon released, and he quickly signed with Arizona.

"Me and Mike have played against each other for years, and you know, it's a business," Paxton said. "I never went out to do that, but it was something I didn't really have much control over. It was a career move."

And it was one that new coach Josh McDaniels, who overlapped with Paxton for eight years in New England, is hoping will pay off.

Paxton has spent the past two months working closely with kicker Matt Prater and punter Brett Kern, who are entering their second full NFL seasons. So far, Prater is impressed.

"I can see why they gave him the big bucks. He's legit. He's good, really good," Prater said Tuesday after the first day of the team's passing camp. "I don't want to jinx him, I should knock on wood, but Coach McDaniels said he hasn't had a bad snap in nine years."

Our Gridiron Greats: Estero's Prater on a fitness kick before Broncos Camp

By Dana Caldwell
Naples Daily News
July 28, 2009

For Denver Broncos kicker and Estero grad Matt Prater, these have been the dog days of summer.

As Prater looked to get a leg up for training camp that begins Friday, he did laps around the Briarcliff home of his parents, his family's pooches in tow.

When Prater returned from Denver after the minicaps and voluntary workouts, the rest of his offseason became a family thing.

Eyeing what is expected to be his second full NFL season, Prater increased reps at LA Fitness (where older brother Mike is a trainer) because the Broncos wanted him to bulk up to 190 pounds (he's at 192). During his three to four weeks in Southwest Florida, he and younger brother Mason booted balls at Estero and South Fort Myers high schools.

"But the biggest thing was running with the dogs," said Prater, laughing. "That was fun, too."

So, finally, is the NFL.

"It's crazy," Prater said. "When you're a little kid, you want to be a special athlete, and I'm in my third year. It's exciting. My parents are proud. My mom brags a little bit to all her tennis buddies.

"But at the same time, you want to be humble and hungry. You have to keep working. There's only 32 jobs in the whole world as a kicker, and you don't know how many guys come out of school every year and how many guys have been out and are bouncing around. You've got to keep working hard and stay hungry."

Originally signed by Detroit as a free agent out of Central Florida in 2006, Prater hit field goals of 22, 44 and 48 yards in a preseason game, but was cut on Aug. 28 because he couldn't beat out veteran Jason Hanson.

After signing with Miami in 2007, the Dolphins cut him on Aug. 27 in favor of veteran Jay Feely. In Atlanta later that year, he beat out Billy Cundiff, but missed at least one field goal in three games. The Falcons cut him Sept. 18, after bringing in the aged Morten Anderson. Another try in Miami was a whiff.

But the 24-year-old Prater found a home in Denver last year. Prater, a four-year starter at UCF, played in every game for then-coach Mike Shanahan, tying a Broncos single-season record by making five of six field goals from 50 yards or more. His 56-yarder against Kansas City was the third longest in Broncos history and tied for tops in the NFL for the season.

Like the rest of his team, Prater got off to a hot start. Also like the rest of his team (Denver lost its last three to finish 8-8, leading to Shanahan's ouster), he fizzled out at the end.

The strong-legged Prater boomed 19 kickoffs for touchbacks and made all but one extra point attempt, but finished 25 of 34 on field goal tries (73.5 percent), ranking him toward the bottom of the league.

"The season is so long," Prater said. "I got fatigued and it got hard to kick with the weather changing. I started struggling and missed some kicks toward the end of the season."

To conserve strength — "it adds up quick" — Prater culled daily field-goal attempts from 50 to 30 this summer and practiced kickoffs just once a week.

Don't look for new head coach Josh Daniels or first-year special teams coach Mike Priefer to pull Prater's legs from under him.

"They're awesome," Prater said. "They told me if I'm kicking like I should be — kicking really well — they wouldn't bring (free agent kickers) in. It's basically my job. They expect good things from me as well as I do."

Priefer broke down Prater's form on the misses — mostly from between 45-49 yards. The technique was fine and consistent.

"He just thought I looked fatigued," Prater said. "And I started over-thinking. I'd get lined up, and I'd think about too many things instead of just going out and kicking. That happens to a lot of kickers — they overanalyze, and that's what I think I did."

The head games are different with the Broncos' new regime. Priefer is a huge proponent of positive reinforcement.

"I think out here at Denver, this is one of the teams that actually knows about team chemistry," Prater said. "It's like a big family."

"Everybody gets along, the coaches are well-respected, and they get along. These are easy guys to work with. You go into work and have fun."

Still, the NFL is a business.

"You're only as good as your last kick," Prater said. "You just have to do your best and not worry about what you can't control. Can't take anything for granted."

"But I feel confident. If I kick the way I should, I think I'll be one of the best in the league for a while. I know I have the potential and talent to do it, so that's what I expect from myself."

Reid making transition

Like Mecklenburg of years ago, the ex-interior lineman switches to outside LB

By Mike Klis

The Denver Post

Posted: 08/06/2009

There has been considerable discussion about so many defensive ends switching to outside linebacker.

How about Darrell Reid? He's a defensive tackle moving to outside linebacker.

As he stands now, in the upright position, Reid is a Broncos' starting outside linebacker after spending his previous four seasons mostly as a backup interior defensive lineman and special teams stalwart for the Indianapolis Colts.

"I have a lot to learn," Reid said after the morning training camp practice Wednesday. "It's a big transition for me. A lot more dropping. Really the biggest transition coming from the Colts, which is a 4-3, get-up-the-field system, to a 3-4, which is more hold your gap, put two hands on your guy. I'm not used to putting two hands on a guy."

The D-tackle switch to outside backer is not unprecedented, although a player like Karl Mecklenburg figured to come along once every half-century. Like Reid, Mecklenburg played his college ball at the University of Minnesota.

It seems Mecklenburg, who played defensive tackle, outside linebacker and five other front-seven positions in his 12 seasons with the Broncos from 1983-94, and Reid have much in common for two people who have yet to meet.

"Outside is easier than inside because you have less people blocking you," said Mecklenburg, who showed up at the Broncos' camp Wednesday to distribute his new book, "Heart of a Student Athlete." "But when you're off the line, all the sudden you have to see the whole field. Your steps are different. When you're off the ball, you have to take smaller steps so you can change direction more quickly."

Considering Reid hasn't played linebacker since high school, and then as a middle linebacker, heads were scratched when the Broncos signed him to a three-year, \$6.8 million contract in March with the idea of converting him to outside linebacker.

It was the athleticism Reid showed on the Colts' special teams that gave Broncos coach Josh McDaniels the idea.

"I don't think we were certain what I was going to be," Reid said. "Maybe now I've shown enough where they can keep me at linebacker, but I think it was something he may have envisioned, but weren't sure about until I got out here."

Broncos fans from yesteryear know it can be done.

"It takes a while, but ultimately, you're still tackling the guy with the ball," Mecklenburg said. "You still take on a block — that stuff is the same. It's just getting to that point."

Broncos' Royal receiving accolades

By Mike Klis

The Denver Post

Posted: 08/09/2009

This is the weekend the NFL honors its Hall of Famers, and as it so happens, the Broncos have one in Eddie Royal. Those who say he must accomplish more weren't in Fairfax County, Va., in March for the special hall of fame ceremony at Westfield High School.

"Eddie was reluctant to get inducted," said Gary Morris, Royal's longtime football mentor, "because he didn't want to give a speech."

Funny thing about humble Eddie Royal. For this story, he was asked if he wanted to share anything significant from his personal life that may have come up after his showcase rookie season, in which he had 91 catches, the second-highest first-year total in NFL history.

He never mentioned the high school hall of fame.

"My little nephew is starting to play football," Royal said, his quiet nature now contradicted by his wide smile.

Gilbert is 7. Royal calls him by his nickname, Tashes.

"He gets so excited when he sees me on TV," Royal said. "And now I understand where he's coming from because I'm so excited to see him out there playing."

This is the highlight of Royal's offseason. Is this guy real? This is the guy who shares the same receiver position with Brandon Marshall, an extrovert who can yearn for attention the way a dieting offensive lineman would crave a midnight pizza?

"I like Brandon," Royal said. "We get along very well. We understand each other. We have a great relationship, and that was from the beginning. I couldn't believe how nice he was."

Royal is not flexing as he sits relaxed at a picnic table outside the Broncos' cafeteria, but it's visibly obvious he will be bringing bigger biceps and a thicker chest into his second season.

To better protect him from the pounding a busy receiver will take, Royal has added 5 to 7 pounds of muscle to his 5-foot-10 frame. He still doesn't weigh 190, which means he won't be easy for defenders to cover.

"You see him running a 30-yard route and you wonder if he's jogging or running — he's that smooth," Broncos quarterback Kyle Orton said.

Quantifying Royal's skill set creates a discussion among those who are charged with covering him on a daily basis.

"What distinguishes him is he's like Santana Moss in that he has the quickness and the speed," Broncos veteran backup safety Vernon Fox said.

"He kind of reminds me of Steve Smith," cornerback Champ Bailey said.

What about Santana Moss?

"Him too, but Eddie's stronger than him," Bailey said. "I think he's more like Steve Smith — small, strong, plays with an attitude."

Maybe it was a coincidence, but Royal wasn't catching many passes until he was blasted backwards in a collision Tuesday with Tim Crowder.

Royal bounced up from the Crowder pop, tossed the ball at his taunting defensive teammates — then preceded to dominate the next three practices of training camp.

"He'll talk us up a lot — you guys don't hear that," Bailey said.

"These last couple days we've been hitting some routes we missed in the spring," Orton said. "He's a small guy, but he's physical and tough and plays as big as anybody I've ever played with."

From the day Josh McDaniels went from offensive coordinator of the high-powered New England Patriots to Broncos head coach, the assumption has been Royal would play Wes Welker's 100-plus-reception underneath role, and Marshall would take on Randy Moss' big-play role.

The fit isn't that snug. Royal has every bit of Welker's quickness but also has more deep-ball speed than Marshall.

"It's weird because I can't put a label on it, either," Royal said. "Everybody asks me, but I really don't know. I watched film of New England from last year and I'm seeing a bunch of different guys run the routes that I'm going to run. I'm learning every receiver position right now."

Broncos players have been granted a 40-hour furlough from training camp, but Royal is sitting in a small sound room at team headquarters, waiting for another reporter to keep his appointment. The interview is arranged by the Broncos' public relations department. It will be a freezing day in August before Royal sets up his own interviews.

But Royal does what he's told, and besides, he doesn't mind.

"Eddie's biggest asset," Morris said, "is that he's coachable."

As Royal waits, Morris is dropped into the casual conversation. Morris was the high school football coach for Chris Royal, Eddie's older brother. Chris went on to play cornerback for Marshall University and in the arena league.

Many star NFL players will have their agents arrange offseason workouts at chic high-performance training centers, or with expensive speed coaches.

Royal works out each offseason with Morris, a family friend who, after coaching Chris, helped his tag-along younger brother make the conversion from quarterback to receiver in high school.

Did Eddie look up to his older brother?

"I did," he said. "But I look up to everyone in my family. I tell you what, the most unappreciated person in our family is my sister."

Christina Royal became the first African-American female cadet to hold the highest ranking with the Virginia Tech Corps of Cadets. She is now in the U.S. Air Force, serving in Japan after a tour in Baghdad.

"What she does is way more amazing than what I do," he says. "I was nothing at Virginia Tech compared to her. It's strange, all this attention and honors you get playing football, and she gets none of that. And she doesn't think anything of it. She wants it that way."

Humble Eddie Royal. Is this guy real? Let's say Royal has another 91-catch season and his fame grows. Would he open up, become less careful, less accessible?

"I hope not to change," he said. "I want to be the same guy, especially if you think you're doing things the right way. I've looked up to guys like Rod Smith and Ed McCaffrey and all those other receivers who did things that way. I like that style. I like that style of play, I like the way they carry themselves."

Wiegmann misses talks with his slain coach

By PAT GRAHAM
Associated Press
July 31, 2009

ENGLEWOOD, Colo. (AP) — About this time of year, Casey Wiegmann would check in with his old high school coach, just to catch up on their favorite subject — football. The Denver Broncos center is going to miss those chats.

Wiegmann's former coach, Ed Thomas, was fatally shot June 24 in a weight room at Aplington-Parkersburg High School in northeast Iowa. A former player has been charged in the slaying.

Not a day goes by when something doesn't remind Wiegmann of his mentor and the influence he had on him.

"There have been so many good articles published about him. But no one can get a real grasp on how good of a man he was from an article. You had to have known him," Wiegmann said.

As a way to honor his coach, Wiegmann said he placed a framed picture of Thomas inside his locker. It was a gift from Jon Wiegmann, a distant relative who will serve as a co-coach of the Aplington-Parkersburg team this season.

"It's still hard to grasp," said Wiegmann, who also wears a red bracelet in memory of Thomas. "I was back in Iowa the whole time and it doesn't seem like it happened."

When he drove by the school this summer, Wiegmann said he almost expected to spot Thomas riding his familiar lawnmower, giving the football field a perfect trim.

"I always looked forward to going back and talking to him about how good they're going to be this year," Wiegmann said. "It was an every-year thing. Not being able to do that now makes it a little hard."

Thomas' lessons remain with him — like enjoying the moment.

"You don't take stuff for granted anymore," Wiegmann said. "I'm looking at everything and trying to enjoy everything I go through now."

And he is, especially being around his offensive linemen again.

After all, they're the ones who coaxed him into coming back for a 14th season.

The Pro Bowler was all set to call it a career, but then they put on the full-court press. The stout line allowed just 12 sacks last season, and he was a big reason why.

They needed their anchor around for another season.

"When they're on you and telling you to come back for one more season, you don't want to let those guys down," Wiegmann said.

But there was still the matter of fair compensation. Wiegmann, who came over from Kansas City in March 2008, has taken every offensive snap since 2001. His 127 straight regular-season starts are the longest active streak among centers.

Scheduled to make the veteran's minimum in 2009, he was hoping to have his deal restructured.

Instead of holding out, though, Wiegmann elected to attend all the offseason conditioning programs and earn a pay raise on merit.

It worked. The Broncos renegotiated a two-year extension with him.

"If you come in and do it the right way, most likely they're going to treat you OK," he said. "I wouldn't want to do it any other way. ... I just wanted to give it another go-around."

Broncos linebacker Williams still tackling change

By Jeff Legwold

The Denver Post

Posted: 09/16/2009

For weeks the changes came rolling out of the Broncos' Dove Valley complex, like midsize sedans off the assembly line.

New coach, new staff, new defense, new wants and new needs.

Change is the watchword of the Broncos this season, and few players have dealt with as much change on the field as linebacker D.J. Williams.

"I've had some," Williams said. "I guess be ready for anything is how I go about it, because anything could happen. I kind of expect them to come to me after every season and say they're going to try something different."

Williams is playing for his fourth defensive coordinator in his six NFL seasons, and playing in his fourth spot at linebacker. So when the team fired coach Mike Shanahan and started rebuilding the defense, Williams was ready to make a switch again. But early word on what a 3-4 defense might mean to him wasn't all that good.

"A lot of guys I knew came to me and said, 'You're going to hate going to the 3-4, hate it, especially coming from a 4-3,' " Williams recalled. " 'You're going to hate how you do things and all that.' But that's not the case at all.

"People can see already: It lets you do a lot of different things. There's a lot of stuff going on, and we could see that right away in the offseason. Basically I'm not sure what they were talking about hating it, because you can't hate it. It's going to work."

Williams was credited with 10 tackles Sunday in the Broncos' 12-7 victory at Cincinnati, just behind safety Brian Dawkins' 11 for the team lead. Williams now plays at one of the inside linebacker positions in the Denver defense, lining up away from the offense's tight end.

In the Broncos' former defensive playbook, Williams never really found a home, having been moved from the weak side (away from the tight end) to the strong side (across from the tight end) to the middle and back to the weak side.

With each move, it was often said the new position just might be the best one for Williams, who had two 100-tackle seasons on the weak side to go with one 100-tackle year in the middle.

"When we looked at him and watched him, we could kind of see where he fit," Broncos defensive coordinator Mike Nolan said. "I think he fits best where we've got him right now and it's fortunate it's worked out that way.

"He's an inside linebacker more than an outside guy. I'll say this, he's a good football player. Since we've been here he's done everything we've asked and more."

Williams said one of the things he likes about the new playbook is that everyone has a chance to make a play. Sunday, three linebackers — Andra Davis, Darrell Reid and Mario Haggan — had the team's three sacks, and another linebacker, Wesley Woodyard, had one of the interceptions.

"Everybody is going to get their turn," Williams said. "Andra had a sack, Mario had a sack. We had two chances to get interceptions. Everybody's going to have a chance to do something. Your job this series or the next series might be taking on a block, but next time you may have to do something big. I look at that and you see opportunities."

Williams said it's all a work in progress, and that he looks forward to seeing where it will lead. Perhaps next season he might even line up in the same position as this season. Now, that would be a change.

"I think it gives us the variety, makes us kind of an offensive defense," Williams said. "I'm still adjusting to all this, but I'm getting more comfortable in what I'm doing all the time."