



NEW ENGLAND PATRIOTS

PRESS RELEASE

GILLETTE STADIUM ★ ONE PATRIOT PLACE ★ FOXBOROUGH, MA 02035 ★ 508.384.4203
 FAX: 508.543.9053 ★ WWW.PATRIOTS.COM ★ HTTP://MEDIA.PATRIOTS.COM

PATRIOTS TO HOST ATLANTA IN FOXBOROUGH

MEDIA SCHEDULE

WEDNESDAY, SEPTEMBER 23

10:45 - 11:00 a.m. Bill Belichick Press Conf.
 11:10 - 11:55 a.m. Open Locker Room
 Approx. 12:55 p.m. Practice Availability
 TBA Atlanta Player Conference Call
 TBA Mike Smith Conference Call

THURSDAY, SEPTEMBER 24

11:10 - 11:55 a.m. Open Locker Room
 Approx. 12:55 p.m. Practice Availability

FRIDAY, SEPTEMBER 25

11:30-11:50 a.m. Practice Availability
 1:15 p.m.-2:00 p.m. Open Locker Room
 2:00 p.m.-2:15 p.m. Bill Belichick Press Conf.

2009 PATRIOTS SCHEDULE

REGULAR SEASON (1-1)

| Mon., Sept. 14 | Buffalo | W | 25-24 |
|-------------------|--------------|-------|-------|
| Sun., Sept. 20 at | N.Y. Jets | L | 9-16 |
| Sun., Sept. 27 | Atlanta | 1:00 | FOX |
| Sun., Oct. 4 | Baltimore | 1:00 | CBS |
| Sun., Oct. 11 at | Denver | 4:15 | CBS |
| Sun., Oct. 18 | Tennessee | 4:15 | CBS |
| Sun., Oct. 25 # | Tampa Bay | 1:00 | CBS |
| Sun., Nov. 1 | BYE WEEK | | |
| Sun., Nov. 8 | Miami | 1:00 | CBS |
| Sun., Nov. 15 at | Indianapolis | 8:20 | NBC |
| Sun., Nov. 22 | N.Y. Jets | 4:15* | CBS* |
| Mon., Nov. 30 at | New Orleans | 8:30 | ESPN |
| Sun., Dec. 6 at | Miami | 8:20* | NBC* |
| Sun., Dec. 13 | Carolina | 1:00* | CBS* |
| Sun., Dec. 20 at | Buffalo | 1:00* | CBS* |
| Sun., Dec. 27 | Jacksonville | 1:00* | CBS* |
| Sun., Jan. 3 at | Houston | 1:00* | CBS* |

#Wembley Stadium, London, England

PATRIOTS MEDIA WEBSITE

The Patriots' media-only website, located at <http://media.patriots.com>, will be updated for registered users throughout the season with all the latest media information, schedules, rosters and press releases. The media site will also serve as the team's primary credentialing system again in 2009.

AFC EAST STANDINGS

| Team | W | L | T | Pct. | PF | PA |
|--------------------|----------|----------|----------|-------------|-----------|-----------|
| New York Jets | 2 | 0 | 0 | 1.000 | 40 | 16 |
| NEW ENGLAND | 1 | 1 | 0 | .500 | 34 | 40 |
| Buffalo Bills | 1 | 1 | 0 | .500 | 57 | 45 |
| Miami Dolphins | 0 | 2 | 0 | .000 | 30 | 46 |

NEW ENGLAND PATRIOTS (1-1) vs. ATLANTA FALCONS (2-0)

Sunday, September 27, 2009 ★ Gillette Stadium (68,756) ★ 1:00 p.m. EDT

The New England Patriots and the Atlanta Falcons will clash this week for the first time since 2005 and for only the 12th time ever. Atlanta will be making its first trip to Gillette Stadium, becoming the 30th different opponent to travel to the Patriots' state-of-the-art facility for a regular-season or playoff game. Following this week's game, the only club that will have not appeared at Gillette Stadium in a regular-season game is Carolina. The Panthers visited the Patriots in a preseason matchup at Gillette Stadium in 2002 and will play their first regular-season game at Gillette on Dec. 13.

This week's game will be the first of four games the Patriots will play against NFC South opponents. The Patriots will travel to London to play Tampa Bay on Oct. 25, travel to New Orleans on Nov. 30 and then face Carolina at home on Dec. 13.

BROADCAST INFORMATION

TELEVISION: This week's game will be broadcast to a regional audience by **FOX** and can be seen in Boston on **WFXT-TV Channel 25**. **Joe Buck** will handle play-by-play duties with **Troy Aikman** providing color. **Pam Oliver** will be the sideline reporter

NATIONAL RADIO: This week's game will be broadcast to a national audience by **Westwood One**. **Mark Champion** and **Dan Reeves** will call the game with **Scott Graham** handling the sideline reporting.

RADIO: 98.5 FM, The Sports Hub, is the flagship station for the **Patriots Radio Network**. A complete listing of the network's 36 stations can be found in this press release. Play-by-play broadcaster **Gil Santos** is in his 33rd season as the voice of the Patriots and will call the action along with Patriots Hall of Famer **Gino Cappelletti**. Santos and Cappelletti are celebrating their 26th season as a tandem.

PATRIOTS VS. THE NFC

The Patriots have been successful against NFC teams in recent seasons, compiling a 28-4 (.875) regular-season record in the conference since 2001. Including the post-season, the Patriots are 31-5 (.861) against the NFC with a 3-1 Super Bowl record since 2001. During that time span, the Patriots have finished 4-0 against the NFC four times, including the last three seasons (2006-08). The Patriots have won 15 consecutive games against the NFC with the last loss coming in Week 2 of the 2005 season when Carolina beat the Patriots, 27-17 (9/18/05).

Against NFC South opponents, the Patriots hold an all-time mark of 19-13.

QB Tom Brady owns a 24-4 record against NFC opponents in the regular-season.

MEDIA CONTACTS

PATRIOTS MEDIA RELATIONS OFFICE: 508-384-4203

- Stacey James**Vice President of Media Relations . staceyj@patriots.com 508-384-9105
- Aaron Salkin** Asst. Director of Media Relations.. aarons@patriots.com 508-326-6870
- Scott Barboza**Media Relations Assistant. scottb@patriots.com 508-384-9195
- Christy Berkery**Media Relations Assistant christyb@patriots.com 508-549-0518
- Tara Bertrand**Administrative Assistant..... tarab@patriots.com 508-384-4311
- Jeff Cournoyer**.....Dir. of Corporate Communications ... jeffco@patriots.com508-549-0492



PATRIOTS 50TH ANNIVERSARY

50TH ANNIVERSARY

The Patriots are celebrating their 50th anniversary season in 2009 through a series of acknowledgements and dedications. The 50th season logo will appear throughout the 2009 season in Gillette Stadium, on Patriots.com, on items in the ProShop and in Patriots publications. For the Patriots and their fans, this season is one to celebrate a franchise that has grown from humble beginnings to become the winningest franchise in the NFL over the last 15 seasons.



ALL-TIME LISTS

Over the course of the year, the Patriots are unveiling a series of 20 "Top 10 All-Time" lists for fans to discuss and debate on Patriots All-Access and Patriots.com. Fans have the opportunity to vote for Top 10s in each of the 20 categories at Patriots.com. Fans can also rank the Top 50 Moments in Franchise History, and the Top 10 Moments, as chosen by the fans, will be unveiled over the course of the season.

ALL-TIME TEAM

In recognition of the 50th anniversary, the Patriots' Hall of Fame nominating committee has selected an All-Time Team recognizing the greatest players at each position to play for the Patriots over 50 years. The Patriots' All-Time Team was recognized in the Patriots' home-opener against Buffalo on Sept. 14.



ALL-TIME HEAD COACH AND HONORARY CAPTS.

Bill Belichick – Head Coach
Gino Cappelletti - Honorary Offensive Captain
Tedy Bruschi – Honorary Defensive Captain

ALL-TIME OFFENSE

| | |
|----------------------------|----------------------------|
| Bruce Armstrong – T | Stanley Morgan - WR |
| Matt Light – T | Troy Brown – WR |
| John Hannah - G | Irving Fryar – WR |
| Logan Mankins – G | Tom Brady – QB |
| Jon Morris –C | Jim Nance – RB |
| Ben Coates – TE | Sam Cunningham – RB |

ALL-TIME DEFENSE

| | |
|-----------------------------|------------------------------|
| Julius Adams – DE | Steve Nelson - ILB |
| Richard Seymour – DE | Nick Buoniconti - ILB |
| Houston Antwine – DT | Mike Haynes - CB |
| Vince Wilfork – DT | Ty Law - CB |
| Andre Tippett – OLB | Fred Marion - S |
| Mike Vrabel – OLB | Rodney Harrison - S |

ALL-TIME SPECIALISTS

| | |
|-------------------------------|------------------------------------|
| Adam Vinatieri – PK | Rich Camarillo – P |
| Kevin Faulk – Returner | Mosi Tatupu – Special Teams |

AFL LEGACY GAMES

This season also marks the 50th anniversary for the American Football League (AFL), of which the Patriots were an original member. The Boston Patriots, who hosted the AFL's first regular season game on Sept. 9, 1960 at Boston University Field, were featured in the NFL's first "AFL Legacy Game" on the opening weekend of the 2009 season on Sept. 14, 2009, when the Patriots hosted the Buffalo Bills at Gillette Stadium on Monday Night Football. It was the first of four "AFL Legacy Games" in which the Patriots will appear this season (at Den, vs. Ten and at Mia). The Patriots will wear red and white "throwback" uniforms in those games, replicating the uniforms worn by the 1963 team that claimed the franchise's first division title and competed in the franchise's first league championship game. Patriots coaches will also wear apparel featuring the Pat Patriot logo.



The original "Pat Patriot" was born in 1960 when newspaper cartoonist Phil Bissell was assigned to sketch a reaction upon the announcement that Boston's American Football League team would be called the Patriots. From his original "Pat" cartoon, Bissell became forever linked with the franchise that wore a copy based off of his original figure on its helmets from 1961 to 1992. Bissell, a resident of Rockport, Mass., also contributed stylized "Pat Patriot" cartoons to the covers of over 50 Patriots game programs throughout the team's AFL seasons from 1960-69. In recognition of the Patriots 50th anniversary, Bissell has been commissioned to create the covers of this season's *Patriots GameDay* magazines in the same style of those early covers.

GAMEDAY PROGRAM DESIGN

The original "Pat Patriot" was born in 1960 when newspaper cartoonist Phil Bissell was assigned to sketch a reaction upon the announcement that Boston's American Football League team would be called the Patriots. From his original "Pat" cartoon, Bissell became forever linked with the franchise that wore a copy based off of his original figure on its helmets from 1961 to 1992. Bissell, a resident of Rockport, Mass., also contributed stylized "Pat Patriot" cartoons to the covers of over 50 Patriots game programs throughout the team's AFL seasons from 1960-69. In recognition of the Patriots 50th anniversary, Bissell has been commissioned to create the covers of this season's *Patriots GameDay* magazines in the same style of those early covers.



50TH ANNIVERSARY AFL EXHIBIT

The Hall at Patriot Place presented by Raytheon is a monument to 50 years of Patriots history. In recognition of both the Patriots' 50th anniversary and the 50th anniversary of the AFL, The Hall will feature a special exhibit throughout the 2009 season of game-worn jerseys, helmets and other memorabilia from the AFL era. For more information visit the thehallatpatriotplace.com or call 508-698-4800.



PATRIOTS-FALCONS

SERIES HISTORY

The Patriots and the Atlanta Falcons will clash this week for the first time since 2005 and for the 12th time in team history. Atlanta will be making their first trip ever to Gillette Stadium. The last time the Falcons traveled to Foxboro was during their 1998 Super Bowl run when they beat the Patriots 41-10 on November 8, 1998 at Foxboro Stadium. The last two games between the teams were played



at the Georgia Dome. The Patriots beat Atlanta 24-10 (11/4/01) and 31-28 (10/9/05).

Prior to those wins, the Patriots had suffered four straight losses to the Falcons, dating back to 1989. The series is tied at 2-2 in games played in Foxborough. The series began in 1972, when the Patriots claimed a 21-20 victory at Schaefer Stadium on Carl Garrett's fourth-quarter touchdown run.



Overall Record – Falcons 6, Patriots 5

| Date | Result | Score | H/A | Stadium |
|----------|--------|-------|-----|-------------------------------|
| 09/24/72 | W | 21-20 | H | Schaefer Stadium |
| 12/04/77 | W | 16-10 | A | Atlanta-Fulton County Stadium |
| 09/14/80 | L | 21-37 | H | Schaefer Stadium |
| 10/30/83 | L | 13-24 | A | Atlanta-Fulton County Stadium |
| 11/02/86 | W | 25-17 | H | Sullivan Stadium |
| 10/15/89 | L | 15-16 | A | Atlanta-Fulton County Stadium |
| 11/29/92 | L | 0-34 | A | Georgia Dome |
| 10/01/95 | L | 17-30 | A | Georgia Dome |
| 11/08/98 | L | 10-41 | H | Foxboro Stadium |
| 11/04/01 | W | 24-10 | A | Georgia Dome |
| 10/9/05 | W | 31-28 | A | Georgia Dome |

SERIES BREAKDOWN

| | |
|--|------------|
| Overall Record | 5-6 |
| Home Record | 2-2 |
| Schaefer/Sullivan/Foxboro Stadium | 2-2 |
| Gillette Stadium | 0-0 |
| Away Record | 3-4 |
| Atlanta-Fulton County Stadium | 1-2 |
| Georgia Dome | 2-2 |
| Bill Belichick vs. Atlanta Falcons (2-0 with NE) | 2-1 |
| Mike Smith vs. New England Patriots | 0-0 |
| Total Points Falcons 267, Patriots 193 | |
| Current Streak Patriots, 2 win | |

TALE OF THE TAPE

| 2009 Regular Season | New England | Atlanta |
|--------------------------|-------------|-----------------|
| Record | 1-1 | 2-0 |
| Divisional Standings | 2nd | 1 st |
| Total Yards Gained | 740 | 652 |
| Total Offense (Rank) | 370.0 (9) | 326.0 (17) |
| Rush Offense | 78.0 (26) | 109.5 (15) |
| Pass Offense | 292.0 (4) | 216.5 (17) |
| Points Per Game | 17.0 | 23.5 |
| Total Yards Allowed | 530 | 699 |
| Total Defense (Rank) | 265.0 (4) | 249.5 (22) |
| Rush Defense | 103.5 (14) | 120.0 (20) |
| Pass Defense | 161.5 (6) | 229.5 (18) |
| Points Allowed/Game | 20.0 | 13.5 |
| Possession Avg. | 33:59 | 28:48 |
| Sacks Allowed/Yards Lost | 1/10 | 2/16 |
| Sacks Made/Yards | 6/52 | 5/25 |
| Passing TD/Int (off.) | 2/2 | 5/1 |
| Passing TD/Int (def.) | 3/0 | 2/2 |
| Total Touchdowns Scored | 3 | 6 |
| Penalties Against/Yards | 17/144 | 10/75 |
| Punts/Avg. | 7/37.6 | 7/43.4 |
| Turnover Differential | 0 | +4 |

CONNECTIONS

- **Falcons Owner & CEO Arthur Blank** received a B.S. Degree in Business Administration from Babson College located in Wellesley, Mass.
- Falcons **General Manager Thomas Dimitroff** was with the Patriots from 2002-2007. He was director of college scouting from 2003-2007 and a national scout in 2002.
- **Paul Bordeau**, offensive line coach for the Atlanta Falcons, also coached the offensive line for the Patriots from 1997-1998, as well as an O-Line coach earlier in his career at Boston College, Maine and Dartmouth.
- Falcons defensive line coach **Ray Hamilton** was a fixture on the Patriots defensive line from 1973-1981, and was an assistant defensive line coach with the Pats from 1985-1989 and head defensive line coach from 1997-1999.
- Falcons Asst. Director of Player Personnel **Lionel Vital** served as the assistant director of college scouting with the Patriots from 2001-2004.
- the same position with the Patriots from 2001-2004.
- Patriots **LB Eric Alexander** and Falcons **DT Jonathan Babineaux** both grew up in Port Arthur, Texas.
- Patriots **CB Terrence Wheatley** and Falcons **OG Justin Blalock** were raised in Plano, Texas.
- Patriots **RB Kevin Faulk** and Falcons **C Todd McClure** were teammates at LSU from 1995-1998.
- Patriots **RB Fred Taylor** and Falcons **LB Mike Peterson** were college teammates at Florida from 1995-1997 and with the Jacksonville Jaguars from 2003-2008.
- Falcons **QB Chris Redman** and Patriots **DL Myron Pryor** both hail from Louisville, KY.
- Falcons **QB Matt Ryan** attended Boston College and won ACC Player of the year during his senior campaign in 2007.
- Patriots rookie **DL Ron Brace** and Falcons **QB Matt Ryan** were teammates at BC from 2005-2007.
- Falcons **DT Vance Walker** and Patriots **LB Gary Guyton** were teammates at Georgia Tech from 2005-2007. Both were teammates with Patriots **TE Michael Matthews** in 2005.
- Falcons **FB Ovie Mughelli** and Patriots **LB Adalius Thomas** were teammates on the Baltimore Ravens from 2003-2005
- Patriots **G Kendal Simmons** and Falcons **FB Verron Haynes** were teammates on the Pittsburgh Steelers from 2002-2007.
- Falcons **LB Coy Wire** and **LS Mike Schneck** were teammates with Patriots **WR Sam Aiken** on the Buffalo Bills from 2005-2006.
- Patriots **TE Chris Baker** and Falcons **DE John Abraham** both played for the New York Jets from 2002-2005.
- Patriots **P Chris Hanson** and **RB Fred Taylor** and Falcons **LB Tony Gilbert** and **LB Mike Peterson** played for the Jacksonville Jaguars in 2006.



PATRIOTS-FALCONS

LAST MEETING: PATRIOTS 31, FALCONS 28

October 9, 2005 ★ Georgia Dome (Att: 71,079)

| | 1 | 2 | 3 | 4 | Final |
|----------------------|----|----|----|----|-------|
| New England Patriots | 14 | 0 | 14 | 3 | —31 |
| Atlanta Falcons | 0 | 13 | 0 | 15 | —28 |

The Patriots improved to 3-2 on the season with a final-minute victory over the Falcons in Atlanta. In a game in which the Patriots controlled the first and third quarters and the Falcons had the better of the second and fourth quarters, New England had the final say, as a 29-yard field goal by Adam Vinatieri with 17 seconds left gave the Patriots a memorable win over a team that advanced to the NFC title game the year before.

The Patriots offense had one of its most productive games in recent memory, totaling 483 net yards of offense, the most since compiling a 496-yard performance against Kansas City on Sept. 22, 2002. New England scored 31 points against a Falcons defense that had allowed an average of just 14.3 points per game in its first four contests. Additionally, the Patriots allowed just one sack against a Falcons defense that entered the game with an NFL-leading 17 sacks through the first four games.

New England controlled the first quarter, taking a 14-0 lead on a 6-yard touchdown run by Patrick Pass and a 45-yard touchdown reception by Daniel Graham. Tom Brady was a 5-for-5 in the quarter for 120 yards and a touchdown, recording a perfect 158.3 passer rating.

The second quarter saw the Falcons claw their way back into the game, scoring on a 2-yard pass from Matt Schaub to fullback Justin Griffith to cut the New England lead to 14-7. Atlanta then converted a pair of field goals in the final 1:30 of the first half to head to the locker room with the score 14-13 in favor of the Patriots.

New England began the second half with a purpose, scoring a quick touchdown on a 2-play drive that consisted of a 45-yard catch by Graham followed by a 33-yard touchdown toss to tight end Benjamin Watson that gave the Patriots a 21-13 advantage. New England once again used the big play to its advantage later on in the quarter, as Bethel Johnson hauled in a 55-yard touchdown on a high arcing throw from Brady to put New England in command, 28-13.

Just as they had in the second quarter, Atlanta used the fourth quarter to throw a counterpunch to the Patriots' attack. The Falcons cut the lead to 28-20 on a 25-yard hookup between Schaub and tight end Alge Crumpler early in the final period. The teams traded possessions before the Falcons tied the game at 28 with a 14-yard toss from Schaub to Dez White and a 2-point conversion from Schaub to Brian Finneran. That play set the stage for the dramatic finish, as New England got the ball at its own 36-yard line and used 3:35 to drive down to the Atlanta 11-yard line, putting Vinatieri in position to win the game with a final-minute boot for the second time in three weeks.

PASSING PERFORMANCES

Tom Brady will start against the Atlanta Falcons for the third time in his career.

Tom Brady vs. Atlanta Falcons (2-0)

| Date | A | C | Yd | % | TD | IRating | W/L | Score |
|----------|----|----|-----|------|----|---------|-----|-------|
| 11/07/01 | 31 | 21 | 250 | .677 | 3 | 0 124.4 | W | 24-10 |
| 10/09/05 | 27 | 22 | 350 | .815 | 3 | 1 140.4 | W | 31-28 |

MOSS ALL-TIME VS. ATLANTA

| DATE | OPPONENT | REC | YDS | AVG | LG | TD |
|-----------|----------|-----|-----|------|-----|----|
| 9/12/1999 | @Atl | 3 | 24 | 8.0 | 9 | 0 |
| 12/1/2002 | Atl | 9 | 134 | 14.9 | 40 | 0 |
| 10/5/2003 | @Atl | 5 | 81 | 16.2 | 32t | 2 |

FIRST TIME VISITORS

The Falcons will make their first appearance at Gillette Stadium, becoming the 30th different opponent to travel to the Patriots' state-of-the-art facility for a regular-season or playoff game. New England holds an all-time record of 25-4 against first-time visitors to Gillette Stadium and has won 21 of its last 22 games against teams making their inaugural appearance there. Following this week's game, only one club has not yet appeared at Gillette Stadium for a regular-season or playoff game (Carolina).

FIRST-TIME VISITORS TO GILLETTE STADIUM (25-4)

(Regular-season and playoff games)

| Date | Opponent | W/L | Score |
|-----------|----------------------|------|-------|
| 09/09/02 | Pittsburgh Steelers | W | 30-14 |
| 09/22/02 | Kansas City Chiefs | W ot | 41-38 |
| 10/13/02 | Green Bay Packers | L | 10-28 |
| 10/27/02 | Denver Broncos | L | 16-24 |
| 11/24/02 | Minnesota Vikings | W | 24-17 |
| 12/08/02 | Buffalo Bills | W | 27-17 |
| 12/22/02 | New York Jets | L | 17-30 |
| 12/29/02 | Miami Dolphins | W ot | 27-24 |
| 10/05/03 | Tennessee Titans | W | 38-30 |
| 10/12/03 | New York Giants | W | 17-6 |
| 10/26/03 | Cleveland Browns | W | 9-3 |
| 11/16/03 | Dallas Cowboys | W | 12-0 |
| 12/14/03 | Jacksonville Jaguars | W | 27-13 |
| 01/19/04* | Indianapolis Colts | W | 24-14 |
| 10/17/04 | Seattle Seahawks | W | 30-20 |
| 11/28/04 | Baltimore Ravens | W | 24-3 |
| 12/12/04 | Cincinnati Bengals | W | 35-28 |
| 01/02/05 | San Francisco 49ers | W | 21-7 |
| 09/08/05 | Oakland Raiders | W | 30-20 |
| 10/02/05 | San Diego Chargers | L | 17-41 |
| 11/20/05 | New Orleans Saints | W | 24-17 |
| 12/17/05 | Tampa Bay Buccaneers | W | 28-0 |
| 11/26/06 | Chicago Bears | W | 17-13 |
| 12/03/06 | Detroit Lions | W | 28-21 |
| 12/17/06 | Houston Texans | W | 40-7 |
| 10/28/07 | Washington Redskins | W | 52-7 |
| 11/25/07 | Philadelphia Eagles | W | 31-28 |
| 10/26/08 | St. Louis Rams | W | 23-16 |
| 12/21/08 | Arizona Cardinals | W | 47-7 |

*AFC Championship Game

NOTE: Atlanta and Carolina, have not played a regular-season or playoff game at Gillette Stadium, but Carolina has appeared at Gillette Stadium in the preseason.

PATRIOTS VS. NFC

The Patriots have been successful against NFC teams in recent seasons, compiling a 31-5 (.861) record against the conference since 2001, including a 3-1 record in Super Bowls. The Patriots have won 15 straight regular-season games over NFC teams dating back to 2005. New England has not lost a regular-season game to an NFC team since Sept. 18, 2005, falling on the road to the Carolina Panthers, 27-17. The Patriots finished 4-0 against NFC competition last season, defeating the San Francisco 49ers 30-21 on Oct. 5, beating the St. Louis Rams 23-16 on Oct. 26, defeating the Seattle Seahawks 24-21 on Dec. 7 and defeating the Arizona Cardinals 47-7 on Dec. 21.

PATRIOTS VS. NFC SOUTH

The Patriots play each of the teams from the NFC South this season as part of the NFL's schedule rotation that was implemented in 2002. New England lost its first game against the division, dropping a 27-17 decision at Carolina in Week Two in 2005. Following that loss, the Patriots have not lost to an NFC team. The Patriots hold an all-time mark of 19-13 (including postseason) against the four teams that make up the NFC South.



LAST WEEK :PATRIOTS-JETS

JETS 16, PATRIOTS 9

September 20, 2009 ★ Giants Stadium

| | 1 | 2 | 3 | 4 | Final |
|----------------------|---|---|----|---|-------|
| New England Patriots | 3 | 6 | 0 | 0 | — 9 |
| New York Jets | 0 | 3 | 10 | 3 | — 16 |

Quarterback Tom Brady was unable to register his 30th career comeback when the New York Jets stopped two Patriots drives in the final five minutes to gain a 16-9 victory. It marked the Jets first win against the Patriots at the Meadowlands since the 2000 season.

Down 16-9, the Patriots started a drive at their own 20-yard line with 5:01 remaining. After failing to convert a third-and-one situation from its own 34-yard line, the Patriots were forced to punt. The New England defense held the Jets on the ensuing series and got the ball back at the 10-yard line with 1:48 left to play and a chance to send the game into overtime. The Jets' defense knocked away Brady's fourth-down pass to WR Joey Galloway, and the Jets were able run off the last minute to seal the victory.

The Patriots offense was held without a touchdown for the first time since a 21-0 shutout at Miami in 2006. The Patriots only scores came off three field goals by K Stephen Gostkowski. Gostkowski connected on a 45-yard field goal in the first quarter, and a 25-yarder and a 29-yarder in the second quarter.

Gostkowski's last field goal in the second half came after a third-down pass from Brady was tipped and then almost grabbed in the back of the end zone by WR Randy Moss, who could not hold on to the ball after being hit in the back.

The Patriots took a 9-3 lead into the half with the Jets gaining just 57 yards of total offense. Rookie QB Mark Sanchez was held to just three completions for 15 yards in the half.

The Jets opened the second half by scoring ten points on their first two drives to take a 13-9 lead. After taking the second half kickoff to midfield, Sanchez completed a 45-yard pass to WR Jerricho Cotchery on the first play to give New York a first down at the 11-yard line. Two plays later, Sanchez connected with TE Dustin Keller for the go-ahead touchdown on a nine-yard score for a 10-9 lead. After stopping New England on three-straight plays, the Jets started their next drive at its own 45-yard line. Sanchez converted a big third-and-nine play that helped the Jets get into range for a field goal to extend their lead to 13-9 midway through the third quarter. New England missed a scoring opportunity later in the third quarter when they drove to the New York 36-yard line. Two consecutive delay of game penalties pushed the Patriots out of scoring position.

Sanchez completed two more third-down plays on a Jets drive late in the third that ended with a fourth quarter field goal by New York for a 16-9 lead.

While Brady was without one of his favorite targets due to an injury to Wes Welker, rookie WR Julian Edelman had a big game in his debut. He caught eight passes for 98 yards, including five receptions of 10 or more yards.

BRADY PASSES GROGAN ON THE ALL-TIME LIST

Tom Brady entered the Jets game needing 63 passing yards to move past Steve Grogan (26,886) into sole possession of second place on the Patriots All-Time passing list. He completed a 29-yard pass to WR Julian Edelman in the second quarter to pass Grogan. Brady finished the game with 216 yards and now has 27,040 career passing yards. Drew Bledsoe is the all-time leader with 29,657 yards.

BRADY ENDS STREAK AT 21

Brady ended his streak at 21 consecutive wins, which is the second longest winning streak for an NFL quarterback in the super Bowl era and one behind QB Jim McMahon's streak of 22.

Brady also had a separate streak of 18 consecutive regular-season wins that spanned from 2003 into the 2004 season, which is the third-longest in NFL annals.

| QUARTERBACK | WIN STREAK | YEARS |
|--------------------------------|------------|------------------|
| Jim McMahon, Chicago | 22 | 1984-87 |
| Tom Brady, New England | 21 | 2006-2009 |
| Tom Brady, New England | 18 | 2003-04 |
| Ben Roethlisberger, Pittsburgh | 15 | 2004-05 |
| Many Tied | 14 | |

EDELMAN MAKES HIS DEBUT

Seventh-round pick WR Julian Edelman made his NFL debut and was in the starting lineup when the Patriots opened in a three-wide receiver set. Edelman finished with a team-leading eight receptions for 98 yards.

Edelman's first career catch came on a screen pass that went for 10 yards in the first quarter to help get in position for Stephen Gostkowski's 45-yard field goal. He caught a 29-yard pass in the second quarter to set up Gostkowski's 25-yard field goal. He caught a 19-yard pass to get into Jets territory during the Patriots' final drive in the first half that ended in a 29-yard Gostkowski field goal.

EDELMAN HAD 5 CATCHES OF 10 OR MORE YARDS

Edelman caught five passes of 10 yards or more with a 10-yard catch in the first quarter, a 29-yarder and a 19-yard catch in the second quarter. He added a 15-yard catch and an 18-yard catch in the fourth quarter.

TAYLOR CLOSES IN ON RIGGINS ON NFL LIST

Fred Taylor entered the Jets game needing 56 yards rushing to move past RB John Riggins (11,352) into 15th place on the NFL's All-Time Rushing list. He gained 46 yards against the Jets to improve to 11,342 yards and needs 11 yards to pass Riggins. San Diego's LaDarian Tomlinson is ranked 14th on the list with 11,815 rushing yards.

GALLOWAY MAKES A START

Joey Galloway made his first start as a member of the Patriots when he started in place of Wes Welker, who was inactive for the game. Galloway's first reception as a Patriot was an 18-yard reception in the first quarter. Galloway finished with five receptions for 53 yards. Galloway needs 13 receptions to become the 30th player in NFL history with 700 career receptions. Galloway now needs 237 yards receiving to become the 21st player in NFL history with 11,000 yards.

QUICK HITS

- The Patriots failed to score a touchdown for the first time since Dec. 10, 2006 in a 21-0 loss at Miami.
- The Patriots played their last regular-season game at the Meadowlands.
- Wes Welker was not active for the game due to an injury.
- Shawn Springs made his first start for the Patriots when the team opened in the nickel defense.



INSIDE THE NUMBERS

MILESTONES APPROACHING

1

The number of wins the Patriots need to reach 400 total wins. New England's all-time record is 399-368-9.

1

The number of touchdown passes QB Tom Brady needs to become the 27th NFL player to throw for 200 touchdowns.

8

The number of wins in home-openers at Gillette Stadium. The Patriots are a perfect 8-0 in home-openers at Gillette Stadium.

13

The number of times QB Tom Brady has earned AFC Offensive Player of the Week honors, after earning the award for his 378-yard passing effort in the Patriots come-from-behind 25-24 win on opening week.

13

The number of receptions WR Joey Galloway needs to become the 30th player in NFL history with 700 career receptions.

12

The number of field goals K Stephen Gostkowski needs to take over fourth place on the Patriots' all-time field goal list.

15

The number of touchdown receptions Randy Moss needs to become the second player in NFL history with 150 receiving touchdowns. Moss can join Jerry Rice (197) as the only players in NFL history with 150 receiving touchdowns. In 11 seasons, Moss has 135 touchdown receptions.

41

The number of receptions WR Randy Moss needs to become the 10th player in NFL history to surpass 900 career receptions.

207

The number of rushing yards RB Kevin Faulk needs to pass Dan Calhoun (3,391 yards) for fifth place on the Patriots all-time rushing list.

237

The number of receiving yards WR Joey Galloway needs to become the 21st player in NFL history with 11,000 yards receiving.

634

The number of yards WR Randy Moss needs to become the seventh player in NFL history to reach 14,000 yards. Moss is in ninth place all-time with 13,366 receiving yards.

2618

The number of passing yards QB Tom Brady needs to pass all-time leader Drew Bledsoe.

PATRIOTS HALL OF FAME

1

The number of contributors in the Patriots Hall of Fame after Chairman and CEO Robert Kraft inducted William H. "Billy" Sullivan, the team's founder this year.

2

The number of Patriots Hall of Famers who also won League MVP honors (Gino Cappelletti in 1964 and Jim Nance in 1966).

4

The number of Patriots Hall of Famers who are also in the Pro Football Hall of Fame (John Hannah, Andre Tippett, Mike Haynes and Nick Buoniconti).

14

The number of players in the Patriots Hall of Fame following the induction of former RB Jim Nance.

104.1

The average number of rushing yards Nance had per game during his MVP season in 1966, which still remains a Patriots single-season record.

STREAKING

7

The number of consecutive seasons in which the Patriots have won nine or more regular-season games. They are the only team in the NFL to have won at least nine games in each of the last seven seasons entering 2009.

12

The number of consecutive regular-season games the Patriots have won when a New England player has a 100-yard rushing game. The last time New England lost a game in which one of its runners broke the 100-yard mark was on Dec. 20, 2004, when the Patriots lost 29-28 at Miami despite a 121-yard effort by Corey Dillon.

15

The number of consecutive regular-season victories the Patriots have recorded against NFC teams, a streak that dates back to 2005.

162

The number of consecutive home games the Patriots have sold out. The streak includes every preseason, regular-season and playoff game since the 1994 regular-season opener.

THE KRAFT ERA

3

The number of Super Bowl championships the Patriots have won since Robert Kraft purchased the team in 1994. That mark is the highest total in the NFL over that span. Only Denver (2; 1997 and 1998) and Pittsburgh (2; 2005 and 2008) have won multiple Super Bowl titles since 1994.

5

The number of conference championships the Patriots have won since Robert Kraft purchased the team in 1994. That mark is the highest total in the NFL over that span. Pittsburgh has won three conference titles since 1994.

17

The number of playoff games the Patriots have won since Robert Kraft purchased the team in 1994. That mark is the highest total in the NFL over that span. Pittsburgh ranks second with 15 playoff wins over that span.

24

The number of playoff games the Patriots have appeared in since 1994. The mark is the highest in the NFL, ahead of the 23 games played by Pittsburgh.

THE BELICHICK ERA

4

Bill Belichick is one of just four head coaches to win three championships since the Super Bowl era began following the 1966 season. Coach Belichick joins three members of the Pro Football Hall of Fame in the exclusive club (Chuck Knoll 4, Joe Gibbs 3, and Bill Walsh 3). Belichick is the only coach to win three Super Bowls in the post-1993 salary cap era.

8

The number of consecutive home-opening wins in Belichick's nine Patriots seasons.

98-32

The Patriots' regular-season record since 2001 under Head Coach Bill Belichick. Under Belichick, the Patriots have won 75.4 percent of their regular-season games, recording the highest winning percentage of any major American professional sports team over that span.

117

The number of wins Coach Belichick has recorded since becoming Patriots head coach in 2000, including the post-season.



PATRIOTS FOOTBALL NETWORK

The **Patriots Football Network** (PFN) is the full portfolio of media offerings from the three-time Super Bowl Champion New England Patriots. PFN provides Patriots content produced both in-house and with media partners spanning print, television, radio and the Internet.

PATRIOTS ALL ACCESS

T Emmy-Award winning Patriots All Access airs weekly throughout the season on WBZ, Channel 4 in Boston and regional affiliates. Patriots All Access features exclusive, behind-the-scenes access and in-depth weekly features on Patriots players and personnel. Hosted by WBZ's Steve Burton, the show features weekly sit-downs with Coach Bill Belichick, including the popular "Belestrator" segment where the coach breaks down upcoming opponents.



Saturdays at 7:00 p.m. and Sundays at 10:00 a.m. on **WBZ-TV Channel 4 in Boston**

Sundays at 10:00 a.m. on **WNAC-TV in Providence**; Saturdays at 12:05 a.m. on **WMUR-TV in Manchester, N.H.**

Saturdays at 5:00 a.m. on **WMTW-TV in Portland, Maine**; Saturdays at 5:00 p.m. on **WCTX-TV in Hartford, Conn.**

Saturdays at 7:00 p.m. on **WFXQ-TV in Springfield, Mass.**; Sundays at 11:00 a.m. on **WVII-TV in Bangor, Maine**

TOTALLY PATRIOTS



Totally Patriots, a youth-oriented football show, airs each Sunday morning on WSBK, Channel 38 in Boston. Each week, Totally Patriots allows the next generation of Patriots fans unprecedented access to their favorite players, enabling them to ask questions in a relaxed, informal setting. The program also includes the opportunity to win college scholarships by writing weekly essays on the Patriots.

PATRIOTS TODAY AND PATRIOTS THIS WEEK

PATRIOTS TODAY: Available daily at Patriots.com and on Verizon Fios on Demand

PATRIOTS THIS WEEK: Saturdays at 10:00 p.m. on WSBK Channel 38 *Patriots Today* gives fans a daily, in-depth look at the club that is unmatched by any other outlet. The show is hosted by Kristina Akra with daily reports from Brian Lowe and twice-weekly analysis from PFW's Paul Perillo. This daily Webcast is dedicated exclusively to the Patriots and provides daily features, reports and commentary that will satisfy every fan's daily Patriots fix. Every Saturday night during the season on Channel 38, Kristina Akra will bring you *Patriots This Week*, providing a thorough recap of each week's developments.

PATRIOTS.COM

NEWS

Patriots.com features daily updates and exclusive content from the writers of *Patriots Football Weekly*, offering everything from breaking news to player features and the popular "Ask PFW" postings.

VIDEO

The first professional sports team website to offer streaming video provides Patriots fans with a variety of exclusive video content. Visitors can choose their channel and watch exclusive video from news to cheerleaders. Patriots.com also features video of every Patriots press conference, including postgame press conferences and Coach Belichick's weekday media updates.

AUDIO

Patriots Web Radio programming is available exclusively on Patriots.com beginning at noon each day, Monday through Friday. Kicking off the programming lineup is PFW In Progress, a daily online program that features candid commentary from the writers of *Patriots Football Weekly*. Following PFW In Progress is Patriots Playbook, hosted by John Rooke, featuring items from around the NFL. Stay tuned for the debut of new shows during the 2009 season. Patriots.com also offers streaming audio of every Patriots press conference, as well as archives of Patriots.com Radio shows. Patriots.com provides podcasts of Patriots.com radio offerings as well as exclusive content.

PATRIOTS MONDAY ON WEEI

WEEI Sports Radio broadcasts Patriots Monday each week, offering fans unique insight and analysis from Coach Belichick and Tom Brady in addition to other Patriots players. WEEI will broadcast Patriots Monday live from Gillette Stadium each Monday, kicking off with Dennis & Callahan at 6:00 a.m.

PATRIOTS FRIDAY ON WEEI

WEEI Sports Radio broadcasts Patriots Friday each week, offering fans a look ahead at the weekend's game, match ups and rivalries. Various Patriots players will be featured on air. WEEI will broadcast Patriots Fridays each week throughout the season, kicking off with Dennis & Callahan at 6:00 a.m., followed by Dale & Holley at 10:00 a.m. and The Big Show with Glenn Ordway from 2:00 to 6:00 p.m.

98.5 THE SPORTS HUB PATRIOTS RADIO NETWORK

A new era in Patriots Radio history begins this season, with the move of the game broadcasts to 98.5 FM, Boston's Sports Hub. The transition to Boston's new all-sports radio station insures that Patriots fans will continue to hear every kick, block and tackle in stereo, and without static, in crystal-clear FM quality. Fans all over New England will be able to listen in to any of 36 stations on the Safety Insurance 98.5 The Sports Hub Patriots Radio Network, starting with Patriots Preview three hours before kickoff, and capped off with Patriots Postgame for three hours after the final gun.



FLAGSHIP STATION 98.5 FM Boston's Sports Hub

MASSACHUSETTS

| | | |
|------|----------------|----------|
| WAQY | Springfield | 102.1 FM |
| WBEC | Pittsfield | 1420 AM |
| WPKZ | Fitchburg | 1280 AM |
| WNAW | N. Adams | 1230 AM |
| WBSM | New Bedford | 1420 AM |
| WPVQ | Greenfield | 95.3 FM |
| WSAR | Fall River | 1480 AM |
| WSBS | Gt. Barrington | 860 AM |
| WWFX | Worcester | 100.1 FM |
| WXTK | Hyannis | 95.1 FM |

MAINE

| | | |
|------|--------------|----------|
| WEBB | Augusta | 98.5 FM |
| WWMJ | Bangor | 95.7 FM |
| WBLM | Portland | 102.9 FM |
| WEGP | Presque Isle | 1390 AM |

CONNECTICUT

| | | |
|------|------------|----------|
| WCCC | Hartford | 106.9 FM |
| WXML | New London | 104.7 FM |
| WINY | Putnam | 1350 AM |
| WGCH | Greenwich | 1490 AM |

NEW HAMPSHIRE

| | | |
|------|------------|----------|
| WTPL | Concord | 107.7 FM |
| WSAK | Hampton | 102.1 FM |
| WWHQ | Laconia | 101.5 FM |
| WKNE | Keene | 99.1 FM |
| WSHK | Portsmouth | 105.3 FM |
| WSMN | Nashua | 1590 AM |
| WPQK | N. Conway | 103.7 FM |
| WGAM | Manchester | 1250 AM |

RHODE ISLAND

| | | |
|------|------------|---------|
| WPRO | Providence | 630 AM |
| WEAN | Providence | 99.7 FM |

VERMONT

| | | |
|------|--------------|----------|
| WBTN | Bennington | 1370 AM |
| WORK | Barre | 107.1 FM |
| WKVT | Brattleboro | 92.7 FM |
| WEAV | Burlington | 960 AM |
| WIKE | Newport | 1490 AM |
| WEXP | Rutland | 101.5 FM |
| WSTJ | St Johnsbury | 1340 AM |
| WMXR | Woodstock | 93.9 FM |



ROBERT KRAFT NEWS & NOTES

Since Robert Kraft purchased the team in 1994, the Patriots have experienced one of the most dramatic turnarounds in the history of sports. In 15 seasons of ownership, Kraft has transformed one of the league's least successful clubs into what many observers view as a model NFL franchise. In the five seasons immediately preceding his purchase (1989-93), the Patriots were a moribund team, winning just 19 of 80 games (.311 pct.) and recording the worst record in the NFL over that span. When he bought the franchise on Jan. 21, 1994, Kraft announced his intention to bring a championship to New England, a tall order considering the team's previous success rate. But under Kraft's leadership, the Patriots have won eight division titles, five conference crowns and three Super Bowl championships. The Patriots have made five Super Bowl appearances since Kraft purchased the team, a period during which no other NFL franchise has earned more than three berths.



| | Pre-Kraft 1960-93 | 1989-93 | Kraft Era 1994-09 |
|---------------------|------------------------------|----------------|------------------------------|
| Overall Record | 225-276-9 | 19-61 | 174-92 |
| Winning Pct. | .450 | .311 | .654 |
| Super Bowl Titles | 0 | 0 | 3 |
| Conference Titles | 1 | 0 | 5 |
| Division Titles | 3 | 0 | 8 |
| Playoff Seasons | 5 | 0 | 10 |
| Playoff Record | 4-6 | -- | 17-7 |
| Home Playoff Games | 1 | 0 | 11 |
| Home Playoff Record | 0-1 | -- | 11-0 |

A CHAMPIONSHIP TRADITION

The Patriots, the Los Angeles Lakers and the San Antonio Spurs are the only teams from the four major professional sports leagues to have won three titles since 2001.

MULTIPLE LEAGUE CHAMPIONSHIPS SINCE 2001

| Team | League | Titles |
|-----------------------------|------------|----------|
| New England Patriots | NFL | 3 |
| Los Angeles Lakers | NBA | 3 |
| San Antonio Spurs | NBA | 3 |
| Boston Red Sox | MLB | 2 |

CHAMPIONSHIP GAME/SERIES APPEARANCES SINCE 1994

| Team | League | Appearances |
|-----------------------------|------------|-------------|
| New York Yankees | MLB | 6 |
| Los Angeles Lakers | NBA | 6 |
| Detroit Red Wings | NHL | 6 |
| New England Patriots | NFL | 5 |
| San Antonio Spurs | NBA | 4 |
| New Jersey Devils | NHL | 4 |

SELLOUT STREAK

In the early 1990s, the Patriots seemed destined for relocation until Robert Kraft's purchase of the team rejuvenated local interest. In 1991, the season ticket base was just 17,635, barely enough to support the club. Now, the season-ticket base stands at a capped total of 61,759 and more than 50,000 fans are on a waiting list. The Patriots have sold out 162 consecutive home games (dating back to the 1994 regular-season opener).

SUCCESS STORY

Since Robert Kraft purchased the team in 1994, the Patriots have been one of the NFL's elite franchises. Over the first 15-plus years of Kraft's ownership, the Patriots own the NFL's highest winning percentage and have won more Super Bowl titles, more conference championships and more playoff games than any other NFL team.

SINCE ROBERT KRAFT PURCHASED THE TEAM IN 1994...

TOTAL VICTORIES SINCE 1994 (Incl. Postseason)

| | |
|-----------------------------|------------|
| New England Patriots | 174 |
| Pittsburgh Steelers | 167 |
| Green Bay Packers | 161 |
| Indianapolis Colts | 157 |
| Denver Broncos | 155 |
| Philadelphia Eagles | 145 |

WINNING PERCENTAGE SINCE 1994 (Incl. Postseason)

| Team | W | L | T | Pct. |
|-----------------------------|------------|-----------|----------|-------------|
| New England Patriots | 174 | 92 | 0 | .654 |
| Pittsburgh Steelers | 167 | 97 | 1 | .632 |
| Green Bay Packers | 161 | 101 | 0 | .615 |
| Denver Broncos | 155 | 100 | 0 | .608 |
| Indianapolis Colts | 157 | 104 | 0 | .602 |
| Philadelphia Eagles | 145 | 115 | 2 | .557 |
| Minnesota Vikings | 140 | 115 | 0 | .549 |

SUPER BOWL CHAMPIONSHIPS SINCE 1994

| | |
|-----------------------------|----------|
| New England Patriots | 3 |
| Pittsburgh Steelers | 2 |
| Denver Broncos | 2 |
| 9 Teams | 1 |

CONFERENCE CHAMPIONSHIPS SINCE 1994

| | |
|-----------------------------|----------|
| New England Patriots | 5 |
| Pittsburgh Steelers | 3 |
| Denver Broncos | 2 |
| Green Bay Packers | 2 |
| St. Louis Rams | 2 |
| 16 Teams | 1 |

PLAYOFF VICTORIES SINCE 1994

| | |
|-----------------------------|-----------|
| New England Patriots | 17 |
| Pittsburgh Steelers | 15 |
| Green Bay Packers | 11 |
| Philadelphia Eagles | 11 |
| Indianapolis Colts | 9 |

PLAYOFF GAMES PLAYED SINCE 1994

| | |
|-----------------------------|-----------|
| New England Patriots | 24 |
| Pittsburgh Steelers | 23 |
| Green Bay Packers | 20 |
| Philadelphia Eagles | 20 |
| Indianapolis Colts | 19 |
| Denver Broncos | 13 |
| San Francisco 49ers | 13 |

PLAYOFF SEASONS SINCE 1994 (Including 2008)

| | |
|-----------------------------|-----------|
| Indianapolis Colts | 11 |
| New England Patriots | 10 |
| Green Bay Packers | 10 |
| Pittsburgh Steelers | 9 |
| Philadelphia Eagles | 9 |
| Dallas Cowboys | 8 |

PLAYOFF WINNING PERCENTAGE SINCE 1994

| Team | W | L | Pct. |
|-----------------------------|-----------|----------|-------------|
| New England Patriots | 17 | 7 | .708 |
| Arizona Cardinals | 4 | 2 | .666 |
| Pittsburgh Steelers | 15 | 8 | .652 |
| Baltimore Ravens | 7 | 4 | .636 |
| Denver Broncos | 8 | 5 | .615 |
| Carolina Panthers | 6 | 4 | .600 |

SINCE ROBERT KRAFT PURCHASED THE TEAM IN 1994...

SINCE ROBERT KRAFT PURCHASED THE TEAM IN 1994...



BILL BELICHICK NEWS & NOTES

THE HEAD COACH

Overall Record: 154-91 (.628)
Regular Season: 139-87 (.615)
Postseason: 15-4 (.789)
With Patriots overall: 117-46 (.718)
Overall since 2001: 112-35 (.762)
Super Bowl Titles: 5 (86, 90, 01, 03, 04)
Conf. Titles: 7 (86, 90, 96, 01, 03, 04, 07)
Division Titles: 13 (75, 78, 86, 89, 90, 96, 98, 01, 03, 04, 05, 06, 07)



Bill Belichick is the only head coach in NFL history to win three Super Bowl titles in a four-year span. Belichick spent 20 years as an assistant coach in the NFL and this is his 15th season as a head coach. According to the Elias Sports Bureau he is the only man in NFL history to serve 20 or more seasons as an assistant coach and at least 15 seasons as a head coach. Over a 100-game span from 2003-08, Belichick directed the team to an 82-18 record, marking the best 100-game span for any team in NFL history. In the 2007 season, Belichick led the Patriots to the fourth undefeated and untied regular season in the NFL's 88-year history and the first since the NFL established a 16-game schedule in 1978. He has led the Patriots to the Super Bowl four times in the last eight seasons and has produced six division championships in the last eight seasons, including five straight from 2003-07. Belichick's Patriots teams own the all-time NFL records for consecutive total victories (21 from 2003-04), consecutive regular-season victories (21 from 2006-08) and consecutive playoff victories (10 from 2001-05). Belichick owns the second best postseason record in NFL history (15-4) and is the winningest NFL head coach since 2001 (111-34). From 2003-04, he directed the Patriots to back-to-back Super Bowl titles while posting consecutive 17-win campaigns. Belichick has spent more seasons in the league than any other current NFL head coach, and in that time has been a part of five Super Bowl championship teams. His overall record of 117-45 with the Patriots gives him the most victories and the best winning percentage of any head coach in franchise history.

ELITE COMPANY

Bill Belichick is one of nine NFL head coaches to win three or more championships since the league began postseason play in 1933. With the Patriots' victory in Super Bowl XXXIX, Belichick joined an exclusive club in which each of the eight other members has been enshrined in the Pro Football Hall of Fame.

HEAD COACHES WITH THREE OR MORE NFL TITLES

(Listed alphabetically)

| Head Coach | Championship Team(s) |
|-----------------------|--------------------------------|
| Bill Belichick | New England Patriots |
| Paul Brown | Cleveland Browns |
| Weeb Ewbank | Baltimore Colts, New York Jets |
| Joe Gibbs | Washington Redskins |
| George Halas | Chicago Bears |
| Curly Lambeau | Green Bay Packers |
| Vince Lombardi | Green Bay Packers |
| Chuck Noll | Pittsburgh Steelers |
| Bill Walsh | San Francisco 49ers |

BELICHICK'S PATRIOTS RENAISSANCE

Any successful project requires a sound plan, and once head coach Bill Belichick implemented his design on the Patriots, his approach has given him the best record of any NFL head coach who has coached at least 20 games since 2001.

NFL COACHES' RECORDS SINCE 2001

| Coach | Team | W | L | T | Pct. |
|-----------------------|-----------|------------|-----------|----------|-------------|
| Bill Belichick | NE | 112 | 35 | 0 | .762 |
| Tony Dungy | TB/IND | 101 | 41 | 0 | .711 |
| Mike Tomlin | PIT | 26 | 12 | 0 | .684 |
| Bill Cowher | PIT | 70 | 35 | 1 | .665 |
| Wade Phillips | ATL/DAL | 25 | 13 | 0 | .658 |
| Andy Reid | PHI | 91 | 53 | 1 | .631 |
| Mike Martz | STL | 46 | 29 | 0 | .613 |
| Mike Sherman | GB | 50 | 36 | 0 | .581 |

BELICHICK WINS 100th REGULAR-SEASON GAME WITH PATRIOTS

The Patriots' victory over Oakland on Dec. 14, 2008 was Bill Belichick's 100th regular-season victory as Patriots head coach. His 100th victory came in his 142nd regular-season game as head coach, and only three NFL coaches have won their 100th game with a team in fewer tries – Oakland's John Madden (136 games), Miami's Don Shula (137) and Cleveland's Paul Brown (138).

AMONG THE GREATS

Coach Belichick has recorded 154 career wins and is one of 17 coaches in NFL history to win 150 or more games. Belichick owns a career winning percentage of .628, placing fourth in NFL history among all NFL coaches with at least 150 career victories. Belichick trails only George Halas (.671), Don Shula (.665) and Joe Gibbs (.629) on that list.

TOP WINNING PERCENTAGE AMONG HEAD COACHES WITH AT LEAST 150 WINS (INCL. POSTSEASON)

| Head Coach | Team(s) | Years | W | L | T | Pct. |
|-----------------------|---------------|---------------------------|------------|-----------|----------|-------------|
| George Halas | CHI | 1920-29,33-41,46-55,58-67 | 324 | 151 | 31 | .671 |
| Don Shula | BAL/MIA | 1963-95 | 347 | 173 | 6 | .665 |
| Joe Gibbs | WAS | 1981-92,04-07 | 171 | 101 | 0 | .629 |
| Bill Belichick | CLV/NE | 1991-95,00-09 | 154 | 91 | 0 | .628 |
| Curly Lambeau | GB/CHC/WAS | 1921-53 | 229 | 134 | 22 | .623 |

NOTE: Winning percentage calculated using current NFL rules, counting a tie as a half-win, half-loss.

SUPER SUCCESS

Bill Belichick is one of just four head coaches to win three Super Bowl championships. Belichick is the only coach to win three Super Bowls in the post-1993 salary cap era.

MOST SUPER BOWL VICTORIES

| HEAD COACH | TEAM | TITLES | SEASONS |
|-----------------------|-----------|----------|-------------------------|
| Chuck Noll | PIT | 4 | 1974, 1975, 1978, 1979 |
| Bill Belichick | NE | 3 | 2001, 2003, 2004 |
| Joe Gibbs | WAS | 3 | 1982, 1987, 1991 |
| Bill Walsh | SF | 3 | 1981, 1984, 1988 |

NOTE: Sorted by most recent championship. Super Bowls have determined NFL champion since 1966.

PLAYOFF SUCCESS

Coach Belichick has won 15 career playoff games, a total that is the fifth-highest by a head coach in NFL history.

MOST PLAYOFF WINS BY AN NFL HEAD COACH

| Coach | Team(s) | Wins |
|-----------------------|---|-----------|
| Tom Landry | Dallas Cowboys | 20 |
| Don Shula | Baltimore Colts, Miami Dolphins | 19 |
| Joe Gibbs | Washington Redskins | 17 |
| Chuck Noll | Pittsburgh Steelers | 16 |
| Bill Belichick | Cleveland Browns, New England Patriots | 15 |

POSTSEASON PROWESS

Bill Belichick is the second winningest head coach in NFL playoff history, trailing only the legendary Vince Lombardi, whose name is emblazoned on the Super Bowl trophy.

BEST POSTSEASON RECORDS IN NFL HISTORY

| Head Coach | Team(s) | W | L | Pct. |
|-----------------------|---------------|-----------|----------|-------------|
| Vince Lombardi | GB/WAS | 9 | 1 | .900 |
| Bill Belichick | CLE/NE | 15 | 4 | .789 |

TOPS IN TEAM HISTORY

Bill Belichick is the most successful head coach in Patriots history. He has recorded more wins (117) and a higher winning percentage (.718) than any of the 13 previous head coaches.

WINNINGEST HEAD COACHES IN PATRIOTS HISTORY


| Coach | Years | Career Winning Pct. | Overall W-L-T | Playoff W-L |
|-----------------------|----------------|---------------------|-----------------|-------------|
| Bill Belichick | 2000-09 | .718 | 117-46-0 | 14-3 |
| Raymond Berry | 1984-89 | .554 | 51-41-0 | 3-2 |
| Pete Carroll | 1997-99 | .549 | 28-23-0 | 1-2 |
| Ron Meyer | 1982-84 | .529 | 18-16-0 | 0-1 |



QB TOM BRADY NEWS & NOTES

RECORDING SUCCESS

Tom Brady has quarterbacked the Patriots to victories in 88 of his 113 career regular-season starts, compiling a .779 winning percentage and giving him the best record of any quarterback in the Super Bowl Era (since 1966). Including his 14-3 record in the playoffs, he is 102-28 (.785) as a starter.



TOP WINNING PERCENTAGES IN SUPER BOWL ERA

(Since 1966, Minimum 50 Starts, Regular Season Only)

| Player | Team(s) | Years | W | L | T | Pct. |
|------------------|-----------|----------------|-----------|-----------|----------|-------------|
| Tom Brady | NE | 2000-09 | 88 | 25 | 0 | .779 |
| Roger Staubach | DAL | 1969-79 | 85 | 29 | 0 | .746 |
| Joe Montana | SF/KC | 1979-94 | 117 | 47 | 0 | .713 |

ACTIVE QUARTERBACKS WINNING PERCENTAGE

Minimum 32 Starts (two full seasons), Regular Season Only

| Quarterback | Team(s) | W | L | T | Pct. |
|--------------------|------------|-----------|-----------|----------|-------------|
| Tom Brady | NE | 88 | 25 | 0 | .779 |
| Philip Rivers | SD | 26 | 9 | 0 | .743 |
| Ben Roethlisberger | PIT | 41 | 17 | 0 | .707 |
| Peyton Manning | IND | 108 | 55 | 0 | .663 |
| Donovan McNabb | PHI | 75 | 39 | 0 | .658 |
| Brett Favre | GB/NYJ/MIN | 162 | 93 | 0 | .635 |
| Jake Delhomme | CAR | 39 | 29 | 0 | .574 |

MOST VICTORIES / FIRST 100 STARTS IN SUPER BOWL ERA

| Player | Team(s) | 1st Start | 100th Start | Wins |
|------------------|-----------|----------------|-----------------|-----------|
| Tom Brady | NE | 9/30/01 | 10/14/07 | 76 |
| Roger Staubach | DAL | 9/20/70 | 9/16/79 | 76 |
| Ken Stabler | OAK/HOU | 10/17/71 | 9/21/80 | 72 |
| Terry Bradshaw | PIT | 9/20/70 | 11/27/78 | 68 |
| Brett Favre | GB | 9/27/92 | 10/25/98 | 68 |
| Joe Montana | SF | 12/2/79 | 9/18/88 | 68 |

TOM BRADY'S RECORD AS A STARTER

| | Reg. Season | Playoffs | Total |
|-----------------|--------------|-------------|---------------|
| Overall: | 88-25 | 14-3 | 102-28 |
| Home: | 47-10 | 8-0 | 55-10 |
| Road: | 41-15 | 6-3* | 47-18* |

By Yardage Total

| | | | |
|----------------|-------|-----|-------|
| Less than 200: | 21-11 | 3-0 | 24-11 |
| 200-299: | 45-12 | 9-2 | 54-14 |
| 300 or more: | 22-2 | 2-1 | 24-3 |

Other Records

| | | | |
|-----------------------|------|------|------|
| On Artificial Turf | 38-2 | 4-1 | 42-3 |
| Temp. Below 40 | 19-2 | 8-0 | 27-2 |
| Thanksgiving or later | 34-6 | 14-3 | 48-9 |
| Leading at Halftime: | 68-3 | 10-2 | 78-5 |
| Leading after 3 Qtrs: | 71-1 | 9-2 | 80-3 |
| Overtime: | 6-0 | 1-0 | 7-0 |
| Final margin <7 pts: | 25-4 | 6-2 | 31-6 |
| Final margin <4 pts: | 16-4 | 6-1 | 22-5 |
| Passer rating >100.0: | 45-1 | 6-0 | 51-1 |

*-Includes three Super Bowls at neutral sites

WINNINGEST COACH/QB TANDEM

Bill Belichick and Tom Brady are 88-25 (.779) as a head coach-starting quarterback tandem, marking the best winning percentage of any coach-quarterback tandem since the 1970 AFL-NFL Merger. In the playoffs, the tandem is 14-3 (.824), for an overall record of 102-28 (.785).

WINNINGEST COACH/QB TANDEMS SINCE 1970

(Regular Season Only)

| Quarterback/Head Coach | Team | W | L | T | Pct. |
|---------------------------------|-----------|-----------|-----------|----------|-------------|
| Tom Brady/Bill Belichick | NE | 88 | 25 | 0 | .779 |
| Ken Stabler/John Madden | OAK | 60 | 19 | 1 | .756 |
| Jim McMahon/Mike Ditka | CHI | 46 | 15 | 0 | .754 |
| Peyton Manning/Tony Dungy | IND | 73 | 24 | 0 | .753 |

BRADY CLOSING IN ON ELITE COMPANY

Tom Brady passed Steve Grogan into second place on the Patriots all-time list at the Jets (9/20/09) and needs 2,618 yards to pass Drew Bledsoe and take over first place in franchise history.

PATRIOTS ALL-TIME LEADING PASSERS

| Player | YEARS | ATT | COMP | YARDS |
|------------------|----------------|--------------|--------------|---------------|
| Drew Bledsoe | 1993-01 | 4,518 | 2,544 | 29,657 |
| Tom Brady | 2000-09 | 3,706 | 2,340 | 27,040 |
| Steve Grogan | 1975-90 | 3,593 | 1,879 | 26,886 |

30,000 YARDS PASSING WITHIN REACH

Brady needs 2,960 yards to reach the 30,000-yard milestone. Four players may hit the 30,000-yard mark in 2009: Brady, Donovan McNabb (Philadelphia, 29,399), Kurt Warner (Arizona, 29,122) and Drew Brees (New Orleans, 26,927). If all of those players reach the milestone then the NFL List will expand to 33 players in NFL History.

200 TOUCHDOWNS

With one more touchdown pass Brady will become the 27th NFL player to throw 200 touchdown passes. He needs 13 to tie Terry Bradshaw and Y.A. Tittle for 21st place, 15 to tie John Brodie for 20th place and 33 to tie Steve Young for 19th place in NFL history.

Brady has 24 regular-season 300-yard passing games. Drew Bledsoe has a team-record 26 300-yard regular-season passing games.

BRADY'S COMEBACKS

Tom Brady has engineered 29 career game-winning performances to lead his team to a victory from a fourth-quarter deficit or tie. He has accomplished the feat 23 times in the regular season and six times in the playoffs.

TOM BRADY'S GAME-WINNING PERFORMANCES (29)

| Date | Opp. | Score | Time Remaining | | Passing Statistics [^] | | | Final | |
|----------|--------|-------|----------------|-----|---------------------------------|-----|----|-------|----------|
| | | | in Reg. | Att | Cmp | Yds | TD | | Int |
| 09/14/09 | BUF | 13-24 | 5:32 | 11 | 13 | 112 | 2 | 0 | 25-24 |
| 12/29/07 | at NYG | 23-28 | 15:00 | 12 | 8 | 130 | 1 | 0 | 38-35 |
| 12/03/07 | at BAL | 17-24 | 14:25 | 17 | 7 | 113 | 1 | 0 | 27-24 |
| 11/25/07 | PHI | 24-28 | 15:00 | 16 | 11 | 109 | 0 | 0 | 31-28 |
| 11/04/07 | at IND | 10-20 | 9:42 | 10 | 8 | 144 | 2 | 0 | 24-20 |
| 01/14/07 | at SD* | 13-21 | 8:35 | 14 | 9 | 122 | 1 | 1 | 24-21 |
| 12/03/06 | DET | 13-21 | 13:07 | 15 | 14 | 101 | 0 | 0 | 28-21 |
| 11/26/06 | CHI | 10-10 | 14:46 | 7 | 6 | 98 | 1 | 0 | 17-13 |
| 11/13/05 | at MIA | 15-16 | 2:53 | 2 | 2 | 76 | 1 | 0 | 23-16 |
| 10/30/05 | BUF | 7-16 | 10:07 | 4 | 4 | 69 | 0 | 0 | 21-16 |
| 10/09/05 | at ATL | 28-28 | 3:52 | 2 | 2 | 17 | 0 | 0 | 31-28 |
| 09/25/05 | at PIT | 10-13 | 14:19 | 12 | 12 | 167 | 0 | 0 | 23-20 |
| 02/06/05 | PHI** | 14-14 | 15:00 | 4 | 2 | 33 | 0 | 0 | 24-21 |
| 10/03/04 | at BUF | 17-17 | 15:00 | 4 | 2 | 8 | 1 | 0 | 31-17 |
| 02/01/04 | CAR** | 29-29 | 1:08 | 5 | 4 | 47 | 0 | 0 | 32-29 |
| 01/10/04 | TEN* | 14-14 | 15:00 | 11 | 6 | 27 | 0 | 0 | 17-14 |
| 11/30/03 | at IND | 31-31 | 10:21 | 6 | 3 | 31 | 1 | 0 | 38-34 |
| 11/23/03 | at HST | 13-20 | 3:11 | 14 | 10 | 133 | 1 | 0 | 23-20 ot |
| 11/03/03 | at DEN | 23-26 | 2:51 | 4 | 5 | 58 | 1 | 0 | 30-26 |
| 10/19/03 | at MIA | 13-13 | 15:00 | 10 | 7 | 147 | 1 | 0 | 19-13 ot |
| 10/05/03 | TEN | 24-27 | 4:40 | 1 | 1 | 15 | 0 | 0 | 38-30 |
| 12/29/02 | MIA | 13-24 | 4:59 | 13 | 8 | 69 | 1 | 0 | 27-24 ot |
| 11/10/02 | at CHI | 19-30 | 5:16 | 14 | 9 | 116 | 2 | 0 | 33-30 |
| 09/22/02 | KC | 38-38 | 0:00 | 5 | 4 | 46 | 0 | 0 | 41-38 ot |
| 02/03/02 | STL** | 17-17 | 1:21 | 8 | 5 | 53 | 0 | 0 | 20-17 |
| 01/19/02 | OAK* | 3-13 | 15:00 | 27 | 20 | 138 | 0 | 0 | 16-13 ot |
| 12/16/01 | at BUF | 6-9 | 5:57 | 13 | 9 | 116 | 0 | 0 | 12-9 ot |
| 12/02/01 | at NYJ | 14-16 | 15:00 | 7 | 6 | 56 | 0 | 0 | 17-16 |
| 10/14/01 | SD | 16-26 | 8:48 | 18 | 13 | 130 | 1 | 0 | 29-26 ot |

[^]-Statistics are from the time noted until the end of the game * Divisional Playoffs ** Super Bowl



WR RANDY MOSS NEWS & NOTES

MOSS: ALL-TIME LEADER IN RECEPTIONS PER TD

Over his 11-year NFL career, Randy Moss has averaged one touchdown for every 6.33 receptions, a total that is the best in NFL history among any receiver with at least 500 receptions. Moss has caught 135 touchdowns out of 859 career receptions. Lance Alworth, who played 11 seasons for San Diego and Dallas from 1962-72, caught 85 touchdowns out of 542 career receptions for an average of one score every 6.38 receptions.



ALL-TIME NFL LEADERS / RECEPTIONS PER TOUCHDOWN (Minimum 500 career receptions)

| Player | Team(s) | Years | Rec | TD | Rec/TD |
|-------------------|-------------------|------------------|------------|------------|-------------|
| Randy Moss | MIN/OAK/NE | 1998-2009 | 859 | 135 | 6.36 |
| Lance Alworth | SD/DAL | 1962-1972 | 542 | 85 | 6.38 |
| Terrell Owens | SF/PHI/DAL/BUF | 1996-2009 | 953 | 139 | 6.87 |
| Nat Moore | MIA | 1974-1986 | 510 | 74 | 6.89 |
| Mark Clayton | MIA/GB | 1983-1993 | 582 | 84 | 6.93 |
| Don Maynard | NYG/NYJ/STL | 1958,60-73 | 633 | 88 | 7.19 |

MOSS IS NFL'S PREMIER TD RECEIVER

Since entering the NFL in 1998, Randy Moss has caught 135 touchdown passes, more than any other NFL player over that span. Since joining the Patriots via trade prior to the 2007 season, Moss has caught 34 touchdowns – also the best in the league over that span. In terms of overall touchdowns (rushing, receiving and returning), Moss has totaled 136 scores since entering the league in 1998 (135 via reception and one via punt return), a tally that ranks second only to LaDainian Tomlinson (142 touchdowns) over that span. Last season, Moss's 11 touchdown receptions led the AFC and tied for third in the NFL.

NFL TOUCHDOWN RECEPTION LEADERS SINCE MOSS JOINED THE PATRIOTS IN 2007

| Player | Team(s) | Rec | Yds | TD |
|-------------------|-----------|------------|--------------|-----------|
| Randy Moss | NE | 183 | 2,666 | 34 |
| Terrell Owens | DAL/BUF | 155 | 2,505 | 26 |
| Larry Fitzgerald | ARZ | 206 | 2,945 | 24 |
| Greg Jennings | GB | 139 | 2,318 | 22 |
| Anquan Boldin | ARZ | 170 | 1,979 | 20 |

NFL TOUCHDOWN RECEPTION LEADERS SINCE MOSS ENTERED THE NFL IN 1998

| Player | Team(s) | Rec | Yds | TD |
|-------------------|-------------------|------------|---------------|------------|
| Randy Moss | MIN/OAK/NE | 859 | 13,666 | 135 |
| Terrell Owens | SF/PHI/DAL/BUF | 861 | 12,764 | 128 |
| Marvin Harrison | IND | 965 | 12,878 | 114 |
| Tony Gonzalez | KC/ATL | 895 | 10,716 | 76 |
| Torry Holt | STL/JAX | 878 | 12,772 | 74 |

MOSS 6TH ON NFL'S ALL-TIME TD LIST

Moss enters the 2009 season tied for sixth all-time in career touchdowns with 136, five behind active leaders WR Terrell Owens and six behind RB LaDainian Tomlinson.

NFL'S ALL-TIME TOUCHDOWN LEADERS

| Rk | Player | Season | TD |
|-----------|---------------------|----------------------|------------|
| 1 | Jerry Rice | 1985-2004(20) | 208 |
| 2 | Emmitt Smith | 1990-2004(15) | 175 |
| 3 | Marcus Allen | 1982-1997(16) | 145 |
| 4t | LaDainian Tomlinson | 2001-2009(9) | 142 |
| 4t | Terrell Owens | 1996-2009(14) | 142 |
| 6t | Marshall Faulk | 1994-2005(12) | 136 |
| 6t | Randy Moss | 1998-2009(12) | 136 |

MOSS AMONG ALL-TIME LEADERS

Randy Moss is among the NFL's all-time leaders in two major receiving categories – career touchdown receptions and receiving yards per game. In his 10-plus seasons, Moss has caught 135 touchdown passes and is one of just five receivers in NFL history to break the 125-touchdown mark. Additionally, Moss has averaged 77.7 receiving yards per game during his career, a mark that ranks second all-time.

NFL ALL-TIME LEADERS / RECEIVING TOUCHDOWNS

| Player | Years | Team(s) | TDs |
|-------------------|------------------|-------------------|------------|
| Jerry Rice | 1985-2004 | SF/OAK/SEA | 197 |
| Terrell Owens | 1996-2009 | SF/PHI/DAL/BUF | 140 |
| Randy Moss | 1998-2009 | MIN/OAK/NE | 135 |
| Cris Carter | 1987-2002 | PHI/MIN/MIA | 130 |
| Marvin Harrison | 1996-2008 | IND | 128 |
| Tim Brown | 1988-2004 | LA(A)/OAK/TB | 100 |
| Steve Largent | 1976-1989 | SEA | 100 |

NFL ALL-TIME LEADERS / RECEIVING YARDS PER GAME (Minimum 100 Games Played)

| Player | Years | Team(s) | Gms | Yds | Yd/G |
|-------------------|------------------|-------------------|------------|---------------|-------------|
| Torry Holt | 1999-2008 | STL/JAX | 160 | 12,772 | 79.8 |
| Randy Moss | 1998-2009 | MIN/OAK/NE | 172 | 13,666 | 77.7 |
| Marvin Harrison | 1996-2008 | IND | 190 | 14,580 | 76.7 |
| Jerry Rice | 1985-2004 | SF/OAK/SEA | 303 | 22,895 | 75.6 |
| Lance Alworth | 1962-1972 | SD/DAL | 136 | 10,266 | 75.5 |
| Michael Irvin | 1988-1999 | DAL | 159 | 11,904 | 74.9 |

NFL ALL-TIME LEADERS / 100-YARD RECEIVING GAMES

| Player | Team(s) | Years | Gms |
|-------------------|-------------------|------------------|-----------|
| Jerry Rice | SF/OAK/SEA | 1985-2004 | 76 |
| Randy Moss | MIN/OAK/NE | 1998-2009 | 60 |
| Marvin Harrison | IND | 1996-2008 | 59 |
| Don Maynard | NYG/NYJ/STL | 1958, 60-73 | 50 |

NFL ALL-TIME LEADERS / GAMES WITH 2+ TD REC.

| Player | Team(s) | Years | Gms |
|-------------------|-------------------|------------------|-----------|
| Jerry Rice | SF/OAK/SEA | 1985-2004 | 44 |
| Randy Moss | MIN/OAK/NE | 1998-2009 | 32 |
| Terrell Owens | SF/PHI/DAL/BUF | 1996-2009 | 30 |
| Marvin Harrison | IND | 1996-2008 | 29 |
| Cris Carter | PHI/MIN/MIA | 1987-2002 | 29 |
| Don Hutson | GB | 1935-1945 | 28 |

MOSS MOVING UP ALL-TIME LISTS

Moss had 12 receptions in the season-opener to move up two places to 13th on the NFL's all-time reception list. He now has 859 receptions, three shy of 12th place receiver Jimmy Smith (862). He can become the 10th player to surpass 900 career receptions in 2009. He is one of 22 players to have at least 800 receptions.

MOSS MOVING UP ALL-TIME LISTS

Randy Moss currently ranks ninth on the NFL's all-time receiving yards list with 13,366 receiving yards. He is one of 11 players in NFL history to total at least 13,000 receiving yards. Moss moved into the top 10 on the NFL's receiving yardage list on Dec. 14, 2008 at Oakland. Moss needs 634 yards receiving to become the seventh player in NFL history to reach 14,000 yards.

NFL ALL-TIME LEADERS / RECEIVING YARDS

| Rk | Player | Team(s) | Years | Yards |
|----------|-------------------|--------------------|------------------|---------------|
| 1 | Jerry Rice | SF/OAK/SEA | 1985-2004 | 22,895 |
| 2 | Isaac Bruce | STL/SF | 1994-2009 | 15,053 |
| 3 | Tim Brown | OAK/TB | 1988-2004 | 14,934 |
| 4 | Marvin Harrison | IND | 1996-2008 | 14,580 |
| 5 | Terrell Owens | SF/PHI/DAL/BUF | 1996-2009 | 14,220 |
| 6 | James Lofton | GB/OAK/BUF/STL/PHI | 1978-1993 | 14,004 |
| 7 | Cris Carter | PHI/MIN/MIA | 1987-2002 | 13,899 |
| 8 | Henry Ellard | LA(N)/WAS/NE | 1983-1998 | 13,777 |
| 9 | Randy Moss | MIN/OAK/NE | 1998-2009 | 13,366 |
| 10 | Andre Reed | BUF/WAS | 1985-2000 | 13,198 |



WR WES WELKER NEWS & NOTES

WELKER LEADS NFL IN RECEPTIONS SINCE 2007

Wes Welker leads the NFL with 235 receptions from 2007. In 2007, he set a Patriots franchise record with 112 receptions, tying him for the NFL lead and setting a league record for most receptions in a player's first season with a new team. In 2008, he nearly replicated that feat, with his 111 receptions placing second in the NFL. Welker joined the Patriots in a trade with the Miami Dolphins prior to the 2007 season, and since then is the NFL's leading receiver.



2007-PRESENT NFL RECEPTION LEADERS

| Player | Team | Rec. | Yds | TD |
|---------------------|-----------|------------|--------------|-----------|
| Wes Welker | NE | 235 | 2,433 | 11 |
| T.J. Houshmandzadeh | CIN | 214 | 2,157 | 16 |
| Brandon Marshall | DEN | 213 | 2,651 | 13 |
| Tony Gonzalez | KC/ATL | 207 | 2,374 | 17 |
| Larry Fitzgerald | ARZ | 206 | 2,945 | 24 |

2008 NFL RECEPTION LEADERS

| Player | Team | Rec. | Yds | TD |
|---------------------|-----------|------------|--------------|----------|
| Andre Johnson | HST | 115 | 1,575 | 8 |
| Wes Welker | NE | 111 | 1,165 | 3 |
| Brandon Marshall | DEN | 104 | 1,265 | 6 |
| Larry Fitzgerald | ARZ | 96 | 1,431 | 12 |
| Tony Gonzalez | KC | 96 | 1,058 | 10 |
| T.J. Houshmandzadeh | CIN | 92 | 904 | 4 |

WELKER NAMED TO PRO BOWL SQUAD

Wes Welker was named to his first career Pro Bowl after the 2008 season and is the fifth Patriots wide receiver to earn Pro Bowl honors since the 1970 AFL-NFL merger, joining Randy Moss (2007), Troy Brown (2001), Terry Glenn (1999) and Stanley Morgan (1979-80 and 1986-87). Welker finished second in the NFL with 111 receptions in 2008 – the second highest single-season total in team history behind his franchise-record 112 receptions in 2007. Welker became the eighth player in NFL history to record back-to-back 100-catch seasons and is the first player to achieve the feat with the Patriots.



WELKER RECORDS 12 CATCHES

Wes Welker tied his second-highest single-game reception total with 12 catches in the season-opener vs. Buffalo (9/14). His dozen receptions trails only his career-high 13 catches vs. Philadelphia on Nov. 25, 2007. The 12 catches against Buffalo marked Welker's fifth career regular-season game with 10 or more catches. Welker's other 12-catch game was last season at Seattle on Dec. 7, 2008. His 12 receptions tie the fifth-highest single-game total in team history, behind Troy Brown's team-record 16 catches on Sept. 22, 2002 and three 13-catch performances (Welker, 11/25/07; Deion Branch, 9/29/02; Terry Glenn, 10/3/99).

PATRIOTS SINGLE-GAME RECEPTION LEADERS

| Player | Date | Opp. | Rec | Yds |
|-------------------|-----------------|---------------|------------|------------|
| Troy Brown | 09/22/02 | KC | 16 | 176 |
| Wes Welker | 11/25/07 | PHI | 13 | 149 |
| Deion Branch | 09/29/02 | at SD | 13 | 128 |
| Terry Glenn | 10/03/99 | at CLV | 13 | 214 |
| Wes Welker | 09/14/09 | vs. BUF | 12 | 93 |
| Wes Welker | 12/07/08 | at SEA | 12* | 134 |
| Troy Brown | 12/04/00 | KC | 12 | 119 |
| Ben Coates | 11/27/94 | at IND | 12 | 119 |

*-Also caught a 2-point conversion pass in addition to his 12 receptions

ANOTHER HISTORIC PERFORMANCE

Wes Welker's 111 receptions in 2008 stand as the second-highest single-season total in team history. Welker's 111 catches were just one shy of his franchise-record 112 catches in 2007. Welker can join Jerry Rice (3), Herman Moore (3) and Marvin Harrison (4) as the only players to catch 100 passes in three consecutive seasons.

PATRIOTS SINGLE-SEASON RECEPTION LEADERS

| Player | Season | Rec. | Yds | TD |
|-------------------|-------------|------------|-------------|-----------|
| Wes Welker | 2007 | 112 | 1175 | 8 |
| Wes Welker | 2008 | 111 | 1165 | 3 |
| Troy Brown | 2001 | 101 | 1199 | 5 |
| Randy Moss | 2007 | 98 | 1493 | 23 |
| Troy Brown | 2002 | 97 | 890 | 3 |
| Ben Coates | 1994 | 96 | 1174 | 7 |

WELKER PILES UP YARDS

Wes Welker led the Patriots with 1,165 receiving yards in 2008 and joined Randy Moss in recording the first back-to-back 1,000-yard receiving seasons in Patriots history. Moss also had 1,000 receiving yards in 2007 and 2008. Welker's 1,165 yards in 2008 rank sixth on the Patriots' all-time single-season list. In 2007, Welker totaled 1,175 receiving yards – a performance that ranked fourth in team history. In the franchise's 49-year history, there have been 11 single-season performances of 1,000 receiving yards and Welker owns two of them.

PATRIOTS SINGLE-SEASON RECEIVING YARD LEADERS

| Player | Season | Yds | Rec. | TD |
|-------------------|-------------|-------------|------------|-----------|
| Randy Moss | 2007 | 1493 | 98 | 23 |
| Stanley Morgan | 1986 | 1491 | 84 | 10 |
| Troy Brown | 2001 | 1199 | 101 | 5 |
| Wes Welker | 2007 | 1175 | 112 | 8 |
| Ben Coates | 1994 | 1174 | 96 | 7 |
| Wes Welker | 2008 | 1165 | 111 | 3 |
| Terry Glenn | 1999 | 1147 | 69 | 4 |
| Terry Glenn | 1996 | 1132 | 90 | 6 |

WELKER'S ROUTE TO THE NFL

Despite being named the Oklahoma football player of the year by both the *USA Today* and the *Daily Oklahoman*, Wes Welker's only scholarship offer came from Texas Tech, only after a player that committed to Texas Tech backed out.

"I was thinking I'd get a scholarship somewhere," he said. "When it didn't happen when it was supposed to I was pretty hurt by it."

Welker had an impressive collegiate career, accumulating 259 receptions and eight punts returned for a touchdown. He even won a national award as the best special teams player in the country. Despite these accolades, he was passed over in the NFL draft and signed with San Diego as a free agent. He made the team, then was cut after the first game.

He signed with Miami soon after and was used just on special teams. He caught New England's eye with a 71-yard punt return on Monday Night Football in a game against the Patriots. He was acquired by the Patriots in a trade with Miami in 2007.

WELKER CATCHES SIX OR MORE PASSES IN 11 STRAIGHT GAMES TO OPEN 2008

Wes Welker caught at least six passes in each of the first 11 games in 2008. Welker is the first player in NFL history to have six or more catches in the first 11 games of a season. He caught 12 in the 2009 season-opener vs. Buffalo (9/14).

MOST CONSEC. GAMES WITH 6+ REC. TO OPEN SEASON


| Player | Team | Year | Games |
|-------------------|-----------------------------|-------------|-----------|
| Wes Welker | New England Patriots | 2008 | 11 |
| Jimmy Smith | Jacksonville Jaguars | 2001 | 8 |
| Hines Ward | Pittsburgh Steelers | 2004 | 7 |
| Mike Ditka | Chicago Bears | 1964 | 7 |



PATRIOTS NEWS & NOTES

MEMBER OF 2000/2000 CLUB FOR THE 2000s

Kevin Faulk is one of just 11 NFL players this decade to total at least 2,000 rushing yards and at least 2,000 receiving yards, and is one of only six players to have at least 2,000 rushing yards and at least 3,000 receiving yards. Faulk has totaled 2,958 rushing yards and 3,260 receiving yards since 2000, joining an exclusive list of elite players who have achieved the feat. Faulk is one of just six players who reached the milestone with just one team. In the 1990s, there were 13 players who achieved the 2000/2000 milestone; 22 players did it in the 1980s; nine players achieved the feat in the 1970s.



PLAYERS WITH 2,000 RUSHING YARDS AND 2,000 RECEIVING YARDS SINCE 2000

(Listed Alphabetically)

| Player | Team | Rushing | Receiving |
|---------------------|-------------|-------------|-------------|
| Tiki Barber* | NYG | 9514 | 3927 |
| Warrick Dunn* | TB/ATL | 8347 | 2944 |
| Kevin Faulk | NE | 2958 | 3260 |
| Marshall Faulk* | STL | 5578 | 3023 |
| Charlie Garner* | SF/OAK/TB | 3607 | 2614 |
| Ahman Green* | GB/HST | 8716 | 2863 |
| Priest Holmes* | KC | 6658 | 2598 |
| Edgerrin James | IND/ARZ/SEA | 10604 | 2759 |
| Michael Pittman* | ARZ/TB/DEN | 5247 | 3316 |
| LaDainian Tomlinson | SD | 11760 | 3801 |
| Brian Westbrook | PHI | 5735 | 3619 |

*-No Longer Active

MOST PRODUCTIVE PATRIOT SINCE 2001

Kevin Faulk has more total yards from scrimmage than any other Patriots player since 2001. Faulk has totaled 5,183 yards from scrimmage (2,388 rushing and 2,795 receiving) to lead the club over a span during which the Patriots have compiled a 112-35 record.

PATRIOTS LEADERS / YDS FROM SCRIMMAGE SINCE 2001

| Player | Years | Rush-Yd | Rec.-Yd | Yd/Scrim. |
|--------------------|----------------|-----------------|-----------------|-------------|
| Kevin Faulk | 2001-09 | 552-2388 | 325-2795 | 5183 |
| Troy Brown | 2001-07 | 22-150 | 337-3595 | 3745 |
| Corey Dillon | 2004-06 | 753-3180 | 52-431 | 3611 |
| Antowain Smith | 2001-03 | 721-2781 | 64-527 | 3308 |
| Deion Branch | 2002-05 | 3-11 | 213-2744 | 2755 |

FAULK: FRANCHISE RB RECEPTIONS LEADER

Kevin Faulk is the Patriots' all-time leader in receptions by a running back, totaling 388 career receptions. His receiving total ranks fourth on the Patriots' overall receptions list. He moved past Irving Fryar into fourth place during the Patriots' game against the Pittsburgh Steelers on Oct. 30, 2008. He passed Terry Glenn for fifth place against San Francisco on Oct. 5, 2008 – a game in which he also tied his career high with two rushing touchdowns.

RECEPTIONS BY PATRIOTS RUNNING BACKS

| Player | Years | Rec. |
|--------------------|------------------|------------|
| Kevin Faulk | 1999-2009 | 388 |
| Tony Collins | 1981-1987 | 261 |
| Sam Cunningham | 1973-79,1981-82 | 210 |
| Larry Garron | 1960-68 | 185 |

PATRIOTS ALL-TIME CAREER RECEPTIONS LIST

| Rk | Player | Pos. | Years | Rec. |
|----------|--------------------|-----------|------------------|------------|
| 1 | Troy Brown | WR | 1993-2007 | 557 |
| 2 | Stanley Morgan | WR | 1977-1989 | 534 |
| 3 | Ben Coates | TE | 1991-1999 | 490 |
| 4 | Kevin Faulk | RB | 1999-2009 | 388 |
| 5 | Irving Fryar | WR | 1984-1992 | 363 |

ELITE COMPANY

This offseason, the Patriots signed Joey Galloway, who has totaled 10,763 career receiving yards, and Fred Taylor, who has 11,342 career rushing yards. With Galloway, Taylor, Tom Brady and Randy Moss on the same team, the Patriots are the fourth team in NFL history to start the season with a 25,000-yard passer 10,000-yard rusher and a 10,000-yard receiver. The Patriots are the first team in NFL history to start a season with two 10,000-yard receivers (Galloway and Moss), one 25,000-yard passer and a 10,000-yard rusher.

Team PLAYERS

| | | | |
|---------------|-------------------|------------------|----------------|
| Dallas (1998) | Aikman (26,016) | E.Smith (11,234) | Irvin (10,680) |
| Dallas (1999) | Aikman (28,346) | E.Smith (12,566) | Irvin (11,737) |
| StL (2004) | Chandler (28,021) | Faulk (11,213) | Bruce (10,461) |

PATRIOTS ELECT FIVE GAME CAPTAINS

The New England Patriots announced their 2009 captains prior to the start of the regular-season. Quarterback Tom Brady and WR Randy Moss will serve as offensive captains. Nose tackle Vince Wilfork and LB Jerod Mayo will serve as defensive captains. Wide receiver Sam Aiken will serve as special teams captain. The Patriots' 2009 captains were elected by their teammates.


On offense, Brady will serve as an offensive captain for the eighth straight season, having first been elected in 2002. Moss, in his third season with the Patriots after joining the team via trade in April 2007, will serve as a Patriots captain for the second straight season.

On defense, Wilfork is a captain for the second straight season, while Mayo will serve as a captain for the first time. He joined the Patriots as a first-round pick in 2008 and earned the AP Defensive Rookie of the Year award.

Aiken will serve as the Patriots' special teams captain for the first time. A special teams standout, Aiken has accumulated 71 special teams tackles during his six NFL seasons.

ADALIUS THOMAS

Adalius Thomas has 51.0 career sacks and is one of four active linebackers with 50 or more sacks entering 2009 (joining Joey Porter, DeMarcus Ware and Mike Vrabel).



ACTIVE NFL LB WITH AT LEAST 50.0 SACKS

| Player | Years | Sacks |
|-------------------------|-----------|-------|
| Joey Porter (Pitt/Mia) | 1999-2009 | 84.0 |
| Mike Vrabel (NE/KC) | 1997-2009 | 55.0 |
| DeMarcus Ware (Dallas) | 2005-2009 | 53.5 |
| Adalius Thomas (Bal/NE) | 2000-2009 | 51.0 |

GALLOWAY IN THE RECORD BOOKS

Veteran WR Joey Galloway has 687 career receptions and needs 13 receptions to become the 30th player in NFL history with 700 career receptions. He has 10,763 receiving yards and needs 237 receiving yards to become the 22nd player in NFL history with 11,000 yards receiving (Mushin Muhammad, 10,945) may hit the mark in 2009 as well). Galloway currently has 77 receiving touchdowns and needs three touchdown catches to become the 19th history with 80 touchdown receptions.

In addition, Galloway's career average of 15.7-yards per reception is the 2nd highest among all active players with at least 300 catches to Lee Evans (Buffalo, 16.0).





PATRIOTS NEWS & NOTES

FRED TAYLOR AMONG NFL'S BEST

Fred Taylor ranks 16th in NFL history for most rushing yards with career totals of 2,445 carries for 11,342 yards and 63 rushing touchdowns in 142 games. He trails only Seattle's Edgerrin James (12,157) and San Diego's LaDainian Tomlinson (11,815) among active running back in rushing yards. Taylor ranks among the NFL's all-time best in several categories. Below is a look at where Taylor ranks in NFL history in several categories:



| | |
|--------------------------------------|------------------|
| Rushing yards per game (79.1) | 13 th |
| Yards from scrimmage per game (96.5) | 16 th |
| Rushes of 10-plus yards (328) | 5 th |
| Rushes of 50-plus yards (13) | 4 th |
| Yards from scrimmage (13,703) | 26 th |
| Rushing touchdowns (63) | 33rdT |

EVEN STEPHEN

Since joining the Patriots as a fourth-round draft choice in 2006, Stephen Gostkowski has connected on 85.4 percent of his regular-season field goals (82-for-96), achieving the best field goal percentage in Patriots history.

PATRIOTS ALL-TIME LEADERS / FIELD GOAL PCT.

(Minimum 50 Attempts)

| Player | Years | FGM | FGA | Pct. |
|---------------------------|----------------|-----------|-----------|-------------|
| Stephen Gostkowski | 2006-09 | 82 | 96 | .854 |
| Adam Vinatieri | 1996-05 | 263 | 321 | .819 |
| Matt Bahr | 1993-95 | 55 | 72 | .764 |
| Tony Franklin | 1984-87 | 93 | 125 | .744 |

PATRIOTS SINGLE-SEASON LEADERS / FGs MADE

| Player | Year | FGM | FGA | Pct. |
|---------------------------|-------------|-----------|-----------|-------------|
| Stephen Gostkowski | 2008 | 36 | 40 | .900 |
| Tony Franklin | 1986 | 32 | 41 | .780 |
| Adam Vinatieri | 2004 | 31 | 33 | .939 |
| Adam Vinatieri | 1998 | 31 | 39 | .795 |

PATRIOTS SINGLE-SEASON LEADERS / FIELD GOAL PCT.

(Minimum 16 Attempts)

| Player | Year | FGM | FGA | Pct. |
|---------------------------|-------------|-----------|-----------|-------------|
| Adam Vinatieri | 2004 | 31 | 33 | .939 |
| Stephen Gostkowski | 2008 | 36 | 40 | .900 |
| Adam Vinatieri | 2002 | 27 | 30 | .900 |
| Stephen Gostkowski | 2007 | 21 | 24 | .875 |
| Adam Vinatieri | 1997 | 25 | 29 | .862 |

PATRIOTS SINGLE-SEASON LEADERS / POINTS SCORED

| Player | Year | TD | 2-PT | FG | PAT | Pts. |
|---------------------------|-------------|----------|----------|-----------|-----------|------------|
| Gino Cappelletti | 1964 | 7 | 1 | 25 | 36 | 155 |
| Stephen Gostkowski | 2008 | 0 | 0 | 36 | 40 | 148 |
| Gino Cappelletti | 1961 | 8 | 0 | 17 | 48 | 147 |
| Adam Vinatieri | 2004 | 0 | 0 | 31 | 48 | 141 |

GOSTKOWSKI ON THE PATRIOTS ALL-TIME LIST

Gostkowski needs six more PATs and 12 more field goals to take over 4th placed in both categories from Tony Franklin.

PATRIOTS ALL-TIME PAT LEADERS

| Player | Years | PAT |
|---------------------------|----------------|------------|
| Adam Vinatieri | 1996-05 | 367 |
| Gino Cappelletti | 1960-70 | 342 |
| John Smith | 1974-83 | 308 |
| Tony Franklin | 1984-87 | 163 |
| Stephen Gostkowski | 2006-09 | 158 |

GOSTKOWSKI (continued)

PATRIOTS ALL-TIME FIELD GOAL LEADERS

| Player | Years | FGS |
|---------------------------|----------------|-----------|
| Adam Vinatieri | 1996-05 | 263 |
| Gino Cappelletti | 1960-70 | 176 |
| John Smith | 1974-83 | 128 |
| Tony Franklin | 1984-87 | 93 |
| Stephen Gostkowski | 2006-09 | 82 |

ANNUAL ACHIEVEMENTS

The Patriots are the only team in the NFL to have recorded nine or more wins in each of the last eight seasons, including 2008. The Patriots have won 10 or more games seven times in the last eight seasons and have won 11 or more games six times in the last eight seasons.

MOST SEASONS OF 9+ WINS SINCE 2001

| | | | |
|--------------------------|----------|------------------|---|
| New England | 8 | Denver..... | 5 |
| Indianapolis..... | 7 | Dallas..... | 5 |
| Pittsburgh..... | 7 | Tennessee..... | 4 |
| Philadelphia..... | 5 | N.Y. Giants..... | 4 |
| Seattle..... | 5 | Baltimore..... | 4 |
| Green Bay..... | 5 | | |

HOLDING THE LEAD

The Patriots failed to hold a 9-3 halftime lead last week at the Jets, ending a streak of 42 straight regular-season wins when leading at halftime. That number is a post-merger NFL record. The Patriots have won 73 of their last 75 games when leading at halftime, a streak that dates back to 2001. Additionally, the Patriots have won 41 straight regular-season games in which they have led entering the fourth quarter, tying their own post-merger NFL record. The Patriots have won 79 of their last 80 games in which they have led entering the fourth quarter.

CONSECUTIVE WINS/ LEADING AT HALF (SINCE 1970)

| | | |
|-----------------|--------------------------|----------------|
| 42 | New England | 2004-09 |
| 31 | New England | 2001-04 |
| 30..... | Denver..... | 1996-98 |
| 29..... | Pittsburgh..... | 1992-96 |
| 28..... | Miami..... | 1971-74 |

CONSECUTIVE WINS/ LEADING ENTERING 4TH QTR (SINCE 1970)

| | | |
|-----------------|--------------------------|----------------|
| 41 | New England | 2004-09 |
| 38 | New England | 2001-04 |
| 36..... | San Diego..... | 1992-96 |
| 36..... | Pittsburgh..... | 1972-75 |
| 33..... | Denver..... | 1996-98 |

GUYTON HAS THE WORK ETHIC

Gary Guyton was not drafted into the NFL, but through a solid work ethic was able to make the 53-man roster and earn a starting job in his second year. Taking a peak into his work history shows his work ethic goes beyond the football field. At the end of the season last year, Guyton went back to Georgia tech and worked as an office assistant at the school's research institute.

"I was an office assistant, right there at the desk," said Guyton, who worked for a small wage at Georgia Tech Research Institute. "Just a regular office assistant. Tech is my school, and I enjoyed it."

"He's smart, well prepared," Bill Belichick said. "He understands. He's got a real good understanding of football. Not just his role but where other people have to be. That's what you really want in a defensive signal-caller, someone that understands how it all works."

"It's been a long road," Guyton said. "I have come far. I've achieved some things here. I'm happy. I'm enjoying it. But I don't look back as much, just always forward."



2009 OFFENSIVE STATISTICS

WON 1, LOST 1

| | | | |
|--------------------------|---------|------------------|--------|
| 09/14 | W 25-24 | Buffalo | 68,756 |
| 09/20 | L 9-16 | at New York Jets | 78,312 |
| 09/27 | | Atlanta | |
| 10/04 | | Baltimore | |
| 10/11 | | at Denver | |
| 10/18 | | Tennessee | |
| 10/25 | | at Tampa Bay | |
| 11/08 | | Miami | |
| 11/15 | | at Indianapolis | |
| 11/22 | | New York Jets | |
| 11/30 | | at New Orleans | |
| 12/06 | | at Miami | |
| 12/13 | | Carolina | |
| 12/20 | | at Buffalo | |
| 12/27 | | Jacksonville | |
| 01/03 | | at Houston | |
| | | N.E. | Opp. |
| TOTAL FIRST DOWNS | | | |
| | | 46 | 31 |
| Rushing | | | |
| | | 9 | 9 |
| Passing | | | |
| | | 32 | 20 |
| Penalty | | | |
| | | 5 | 2 |
| 3rd Down: Made/Att | | | |
| | | 15/31 | 7/21 |
| 3rd Down Pct. | | | |
| | | 48.4 | 33.3 |
| 4th Down: Made/Att | | | |
| | | 0/3 | 1/1 |
| 4th Down Pct. | | | |
| | | 0.0 | 100.0 |
| POSSESSION AVG. | | | |
| | | 33:59 | 26:01 |
| TOTAL NET YARDS | | | |
| | | 740 | 530 |
| Avg. Per Game | | | |
| | | 370.0 | 265.0 |
| Total Plays | | | |
| | | 144 | 103 |
| Avg. Per Play | | | |
| | | 5.1 | 5.1 |
| NET YARDS RUSHING | | | |
| | | 156 | 207 |
| Avg. Per Game | | | |
| | | 78.0 | 103.5 |
| Total Rushes | | | |
| | | 43 | 50 |
| NET YARDS PASSING | | | |
| | | 584 | 323 |
| Avg. Per Game | | | |
| | | 292.0 | 161.5 |
| Sacked/Yards Lost | | | |
| | | 1/10 | 6/52 |
| Gross Yards | | | |
| | | 594 | 375 |
| Att./Completions | | | |
| | | 100/62 | 47/29 |
| Completion Pct. | | | |
| | | 62.0 | 61.7 |
| Had Intercepted | | | |
| | | 2 | 0 |
| PUNTS/AVERAGE | | | |
| | | 7/37.6 | 9/42.2 |
| NET PUNTING AVG. | | | |
| | | 7/30.4 | 9/37.3 |
| PENALTIES/YARDS | | | |
| | | 17/144 | 17/126 |
| FUMBLES/BALL LOST | | | |
| | | 0/0 | 5/2 |
| TOUCHDOWNS | | | |
| | | 3 | 4 |
| Rushing | | | |
| | | 1 | 0 |
| Passing | | | |
| | | 2 | 3 |
| Returns | | | |
| | | 0 | 1 |

* SCORE BY PERIODS

| | Q1 | Q2 | Q3 | Q4 | OT | PTS |
|-----------|----|----|----|----|----|-----|
| TEAM | 3 | 16 | 0 | 15 | 0 | 34 |
| OPPONENTS | 7 | 10 | 13 | 10 | 0 | 40 |

* SCORING

| | TD | Ru | Pa | Rt | K-PAT | FG | S | PTS |
|------------|----|----|----|----|-------|------|---|-----|
| Gostkowski | 0 | 0 | 0 | 0 | 1/ 1 | 5/ 6 | 0 | 16 |
| Watson | 2 | 0 | 2 | 0 | | | 0 | 12 |
| F. Taylor | 1 | 1 | 0 | 0 | | | 0 | 6 |
| TEAM | 3 | 1 | 2 | 0 | 1/ 1 | 5/ 6 | 0 | 34 |
| OPPONENTS | 4 | 0 | 3 | 1 | 4/ 4 | 4/ 4 | 0 | 40 |

2-Pt. Conversions: TEAM 0-2, OPPONENTS 0-0

SACKS: Banta-Cain 2, Burgess 1, A. Thomas 1, Warren 1, Wright 1, TEAM 6, OPPONENTS 1
FUM/LOST:

* RUSHING

| | No. | Yds | Avg | Long | TD |
|-----------|-----|-----|-----|------|----|
| F. Taylor | 17 | 71 | 4.2 | 13 | 1 |
| Maroney | 16 | 55 | 3.4 | 12 | 0 |
| Faulk | 6 | 15 | 2.5 | 4 | 0 |
| Brady | 2 | 11 | 5.5 | 9 | 0 |
| Morris | 2 | 4 | 2.0 | 3 | 0 |
| TEAM | 43 | 156 | 3.6 | 13 | 1 |
| OPPONENTS | 50 | 207 | 4.1 | 19 | 0 |

* RECEIVING

| | No. | Yds | Avg | Long | TD |
|-----------|-----|-----|------|------|----|
| Moss | 16 | 165 | 10.3 | 31 | 0 |
| Welker | 12 | 93 | 7.8 | 14 | 0 |
| Watson | 9 | 100 | 11.1 | 18t | 2 |
| Edelman | 8 | 98 | 12.3 | 29 | 0 |
| Faulk | 7 | 54 | 7.7 | 16 | 0 |
| Galloway | 5 | 53 | 10.6 | 19 | 0 |
| Maroney | 2 | 9 | 4.5 | 7 | 0 |
| Baker | 2 | 8 | 4.0 | 7 | 0 |
| Morris | 1 | 14 | 14.0 | 14 | 0 |
| TEAM | 62 | 594 | 9.6 | 31 | 2 |
| OPPONENTS | 29 | 375 | 12.9 | 45 | 3 |

* INTERCEPTIONS

| | No. | Yds | Avg | Long | TD |
|-----------|-----|-----|------|------|----|
| TEAM | 0 | 0 | --- | --- | 0 |
| OPPONENTS | 2 | 26 | 13.0 | 26t | 1 |

* PUNTING

| | No. | Yds | Avg | Net | TB | In | Lg | B |
|-----------|-----|-----|------|------|----|----|----|---|
| Hanson | 7 | 263 | 37.6 | 30.4 | 1 | 2 | 45 | 0 |
| TEAM | 7 | 263 | 37.6 | 30.4 | 1 | 2 | 45 | 0 |
| OPPONENTS | 9 | 380 | 42.2 | 37.3 | 1 | 3 | 55 | 0 |

* PUNT RETURNS

| | Ret | FC | Yds | Avg | Long | TD |
|-----------|-----|----|-----|------|------|----|
| Welker | 2 | 0 | 21 | 10.5 | 11 | 0 |
| Edelman | 1 | 0 | 2 | 2.0 | 2 | 0 |
| Faulk | 1 | 1 | 1 | 1.0 | 1 | 0 |
| TEAM | 4 | 1 | 24 | 6.0 | 11 | 0 |
| OPPONENTS | 3 | 2 | 30 | 10.0 | 16 | 0 |

* KICKOFF RETURNS

| | No. | Yds | Avg | Long | TD |
|-----------|-----|-----|------|------|----|
| Faulk | 4 | 95 | 23.8 | 32 | 0 |
| Maroney | 4 | 112 | 28.0 | 52 | 0 |
| Edelman | 2 | 39 | 19.5 | 22 | 0 |
| TEAM | 10 | 246 | 24.6 | 52 | 0 |
| OPPONENTS | 8 | 224 | 28.0 | 43 | 0 |

* FIELD GOALS

| | 1-19 | 20-29 | 30-39 | 40-49 | 50+ |
|------------|------|-------|-------|-------|------|
| Gostkowski | 0/ 0 | 4/ 4 | 0/ 0 | 1/ 2 | 0/ 0 |
| TEAM | 0/ 0 | 4/ 4 | 0/ 0 | 1/ 2 | 0/ 0 |
| OPPONENTS | 0/ 0 | 1/ 1 | 2/ 2 | 1/ 1 | 0/ 0 |

Gostkowski: (41N,20G,28G)(45G,25G,29G)
OPPONENTS: (40G)(33G,24G,39G)

* PASSING

| | Att | Cmp | Yds | Cmp% | Yds/Att | TD | TD% | Int | Int% | Long | Sack/Lost | Rating |
|-----------|-----|-----|-----|------|---------|----|-----|-----|------|------|-----------|--------|
| Brady | 100 | 62 | 594 | 62.0 | 5.94 | 2 | 2.0 | 2 | 2.0 | 31 | 1/ 10 | 76.8 |
| TEAM | 100 | 62 | 594 | 62.0 | 5.94 | 2 | 2.0 | 2 | 2.0 | 31 | 1/ 10 | 76.8 |
| OPPONENTS | 47 | 29 | 375 | 61.7 | 7.98 | 3 | 6.4 | 0 | 0.0 | 45 | 6/ 52 | 108.0 |



2009 DEFENSIVE STATISTICS

Tackle Statistics based on Coaches Film Review

| PLAYER Name | TACKLES | | | SACKS | | | INTERCEPTIONS | | | | FUMBLES | | | | SP. TEAMS | | | | | | | | | | | | | | | | | | |
|-----------------------|---------|----|---|-------|------|----|---------------|-----|----|----|---------|-----|-----|----|------------|-----------|-----------|------------|-------------|----------|----------|----------|----------|----------|----------|----------|----------|----------|-----------|-----------|-----------|----------|----------|
| | TT | UT | A | S/ | Yds | QH | Int/ | Yds | TD | PD | FF | FR/ | Yds | TD | TT | UT | A | FF | FR | | | | | | | | | | | | | | |
| Gary Guyton | 17 | 10 | 7 | 0.0 | 0.0 | 0 | 0 | 0 | 0 | 0 | 0 | 0 | 0 | 0 | 0 | 0 | 0 | 0 | 0 | | | | | | | | | | | | | | |
| Brandon Meiweather | 12 | 7 | 5 | 0.0 | 0.0 | 0 | 0 | 0 | 0 | 0 | 0 | 0 | 0 | 0 | 1 | 1 | 0 | 0 | 0 | | | | | | | | | | | | | | |
| Ty Warren | 11 | 7 | 4 | 1.0 | 9.0 | 1 | 0 | 0 | 0 | 0 | 0 | 0 | 0 | 0 | 0 | 0 | 0 | 0 | 0 | | | | | | | | | | | | | | |
| Shawn Springs | 9 | 8 | 1 | 0.0 | 0.0 | 0 | 0 | 0 | 0 | 0 | 0 | 0 | 0 | 0 | 0 | 0 | 0 | 0 | 0 | | | | | | | | | | | | | | |
| Jarvis Green | 9 | 4 | 5 | 0.0 | 0.0 | 1 | 0 | 0 | 0 | 0 | 0 | 0 | 0 | 0 | 0 | 0 | 0 | 0 | 0 | | | | | | | | | | | | | | |
| Leigh Bodden | 7 | 4 | 3 | 0.0 | 0.0 | 0 | 0 | 0 | 0 | 1 | 0 | 1 | 0 | 0 | 0 | 0 | 0 | 0 | 0 | | | | | | | | | | | | | | |
| James Sanders | 7 | 5 | 2 | 0.0 | 0.0 | 0 | 0 | 0 | 0 | 0 | 0 | 0 | 0 | 0 | 1 | 1 | 0 | 0 | 0 | | | | | | | | | | | | | | |
| Tully Banta-Cain | 7 | 5 | 2 | 2.0 | 16.0 | 2 | 0 | 0 | 0 | 0 | 0 | 0 | 0 | 0 | 0 | 0 | 0 | 0 | 0 | | | | | | | | | | | | | | |
| Vince Wilfork | 7 | 7 | 0 | 0.0 | 0.0 | 0 | 0 | 0 | 0 | 0 | 1 | 0 | 0 | 0 | 0 | 0 | 0 | 0 | 0 | | | | | | | | | | | | | | |
| Jonathan Wilhite | 6 | 5 | 1 | 0.0 | 0.0 | 0 | 0 | 0 | 0 | 1 | 0 | 0 | 0 | 0 | 1 | 0 | 1 | 0 | 0 | | | | | | | | | | | | | | |
| Adalius Thomas | 5 | 4 | 1 | 1.0 | 10.0 | 2 | 0 | 0 | 0 | 1 | 0 | 0 | 0 | 0 | 0 | 0 | 0 | 0 | 0 | | | | | | | | | | | | | | |
| Mike Wright | 5 | 1 | 4 | 1.0 | 17.0 | 2 | 0 | 0 | 0 | 1 | 1 | 0 | 0 | 0 | 0 | 0 | 0 | 0 | 0 | | | | | | | | | | | | | | |
| Pierre Woods | 4 | 3 | 1 | 0.0 | 0.0 | 0 | 0 | 0 | 0 | 0 | 0 | 0 | 0 | 0 | 3 | 2 | 1 | 1 | 0 | | | | | | | | | | | | | | |
| Brandon McGowan | 4 | 4 | 0 | 0.0 | 0.0 | 0 | 0 | 0 | 0 | 0 | 0 | 0 | 0 | 0 | 3 | 2 | 1 | 0 | 0 | | | | | | | | | | | | | | |
| Derrick Burgess | 3 | 2 | 1 | 1.0 | 0.0 | 1 | 0 | 0 | 0 | 0 | 0 | 0 | 0 | 0 | 0 | 0 | 0 | 0 | 0 | | | | | | | | | | | | | | |
| Darius Butler | 2 | 2 | 0 | 0.0 | 0.0 | 0 | 0 | 0 | 0 | 1 | 0 | 0 | 0 | 0 | 0 | 0 | 0 | 0 | 0 | | | | | | | | | | | | | | |
| Jerod Mayo | 1 | 0 | 1 | 0.0 | 0.0 | 0 | 0 | 0 | 0 | 0 | 0 | 0 | 0 | 0 | 0 | 0 | 0 | 0 | 0 | | | | | | | | | | | | | | |
| Rob Ninkovich | 1 | 0 | 1 | 0.0 | 0.0 | 0 | 0 | 0 | 0 | 0 | 0 | 0 | 0 | 0 | 0 | 0 | 0 | 0 | 0 | | | | | | | | | | | | | | |
| Ron Brace | 1 | 0 | 1 | 0.0 | 0.0 | 0 | 0 | 0 | 0 | 0 | 0 | 0 | 0 | 0 | 0 | 0 | 0 | 0 | 0 | | | | | | | | | | | | | | |
| Bret Lockett | 0 | 0 | 0 | 0.0 | 0.0 | 0 | 0 | 0 | 0 | 0 | 0 | 0 | 0 | 0 | 3 | 2 | 1 | 0 | 0 | | | | | | | | | | | | | | |
| Eric Alexander | 0 | 0 | 0 | 0.0 | 0.0 | 0 | 0 | 0 | 0 | 0 | 0 | 0 | 0 | 0 | 3 | 1 | 2 | 0 | 0 | | | | | | | | | | | | | | |
| Pat Chung | 0 | 0 | 0 | 0.0 | 0.0 | 0 | 0 | 0 | 0 | 0 | 0 | 0 | 0 | 0 | 3 | 1 | 2 | 0 | 0 | | | | | | | | | | | | | | |
| Sam Aiken | 0 | 0 | 0 | 0.0 | 0.0 | 0 | 0 | 0 | 0 | 0 | 0 | 0 | 0 | 0 | 4 | 2 | 2 | 1 | 0 | | | | | | | | | | | | | | |
| Stephen Gostkowski | 0 | 0 | 0 | 0.0 | 0.0 | 0 | 0 | 0 | 0 | 0 | 0 | 0 | 0 | 0 | 1 | 1 | 0 | 0 | 1 | | | | | | | | | | | | | | |
| BenJarvus Green-Ellis | 0 | 0 | 0 | 0.0 | 0.0 | 0 | 0 | 0 | 0 | 0 | 0 | 0 | 0 | 0 | 1 | 0 | 1 | 0 | 0 | | | | | | | | | | | | | | |
| | | | | | | | | | | | | | | | 118 | 78 | 40 | 6.0 | 52.0 | 9 | 0 | 0 | 0 | 5 | 2 | 1 | 0 | 0 | 24 | 13 | 11 | 2 | 1 |

| FUMBLES - LOST (0-0) | | | | |
|----------------------|-----|------|-----|------|
| | Own | | | |
| | No. | Lost | Rec | O.B. |
| | | | | |
| | | | | |
| | | | | |

| KEY | |
|-----------------------|---|
| TT-Total Tackles | Int/Yds-Interceptions/Yards Returned |
| UT-Unassisted Tackles | PD-Passes Defensed |
| A-Assisted Tackles | FF-Forced Fumbles |
| S/YL-Sacks/Yards Lost | FR/Yds-Fumble Recoveries/Yards Returned |
| QH-Quarterback Hits | |

| BLOCKED KICKS | | | |
|---------------|----|----|---|
| | XP | FG | P |
| Totals | | | |

| MISC. OFFENSIVE STATS | | | | |
|-----------------------|-----|-----|----|----|
| | Tkl | Ast | FF | FR |
| Randy Moss | 1 | 0 | 0 | 0 |
| Totals | 1 | 0 | 0 | 0 |

Gillette STADIUM™

HOME OF THE NEW ENGLAND PATRIOTS

Overall record at Gillette Stadium: 52-12 (.813)



The Patriots and their fans at Gillette Stadium have established one of the biggest home-field advantages in the country. Since its Grand Opening on Sept. 9, 2002, the Patriots have compiled a 52-12 record at their privately financed, state-of-the-art stadium. Patriots fans have embraced the team's new home with unprecedented fervor, extending the franchise's home sellout streak into its 15th year. In the seven seasons that New England has called Gillette Stadium home, every game has been sold out as the Patriots have won five AFC East titles, hosted two AFC Championship Games and recorded a 7-0 record in home playoff games at Gillette Stadium.

TOUGH AT HOME

The Patriots own an overall record of 52-12 (.813) at Gillette Stadium. Since their state-of-the-art facility opened at the beginning of the 2002 season, the Patriots own the NFL's best record at home. Now in their seventh season at Gillette Stadium, the Patriots have finished three seasons undefeated at home since the stadium opened (2003, 2004 and 2007) and own a perfect 7-0 playoff record at the venue.

BEST HOME RECORDS SINCE 2002

| Team | W | L | T | Pct. |
|--------------------|-----------|-----------|----------|-------------|
| New England | 52 | 12 | 0 | .813 |
| Indianapolis | 49 | 14 | 0 | .778 |
| Pittsburgh | 45 | 17 | 1 | .722 |
| Baltimore | 42 | 18 | 0 | .700 |
| Seattle | 43 | 19 | 0 | .694 |
| Denver | 40 | 19 | 0 | .678 |
| Philadelphia | 42 | 22 | 0 | .656 |
| San Diego | 40 | 21 | 0 | .656 |

NOTE: Records include regular-season and playoff games

HOMELAND DEFENSE

Since the beginning of the 2003, season, the Patriots have had the NFL's best defense at home. New England has allowed an average of just 15.86 points per game, a figure that leads the league since 2002. Since 2003, the Patriots have allowed just 14.67 points per game at home (807 points in 55 games), a mark that is also the best in the NFL over that span.

FEWEST POINTS PER GAME ALLOWED AT HOME SINCE GILLETTE STADIUM OPENED IN 2002

| Team | Stadium | GP | Pts | Pts/Gm |
|--------------------|--------------------------------|-----------|-------------|--------------|
| New England | Gillette Stadium | 64 | 1023 | 15.98 |
| Baltimore | M&T Bank Stadium | 59 | 960 | 16.27 |
| Tampa Bay | Raymond James Stadium | 60 | 1029 | 17.15 |
| Jacksonville | Jacksonville Municipal Stad. | 57 | 994 | 17.43 |
| Philadelphia | Vets Stadium/Lincoln Financial | 64 | 1153 | 18.02 |
| Indianapolis | RCA Dome/Lucas Oil Stadium | 63 | 1129 | 17.92 |
| Pittsburgh | Heinz Field | 63 | 1156 | 18.34 |

NOTE: Records include regular-season and playoff games

THE HALL AT PATRIOT PLACE

The Hall at Patriot Place presented by Raytheon is the crown jewel of Patriot Place and the only sports and education experience of its kind in the world. Through a dazzling array of interactive multimedia exhibits and artifacts never before viewable by the public, The Hall at Patriot Place presented by Raytheon showcases the tradition of the New England Patriots, explores the history of football in New England, and promotes math and science education for the thousands of schoolchildren expected to visit each year. For more information, please visit www.thehallatpatriotplace.com. Jim Nance earned the honor of becoming the 14th player and the first running back to be inducted into the team's hall of fame this past summer. Chairman and CEO Robert Kraft inducted the Patriots original owner Billy Sullivan as a contributor during the offseason.





2009 NEW ENGLAND PATRIOTS ROSTER

AS OF SEPTEMBER 22, 2009

ALPHABETICAL ROSTER

| # | NAME | POS | HT | WT | BORN | YR | COLLEGE | H.S. HOMETOWN |
|----|------------------------|-----|------|-----|------------|----|------------------------|--------------------------|
| 88 | Aiken, Sam | WR | 6-2 | 215 | 12/14/1980 | 7 | North Carolina | Kenansville, N.C. |
| 52 | Alexander, Eric | LB | 6-2 | 240 | 2/8/1982 | 5 | Louisiana State | Port Arthur, Texas |
| 86 | Baker, Chris | TE | 6-3 | 258 | 11/18/1979 | 8 | Michigan State | St. Albans, N.Y. |
| 95 | Banta-Cain, Tully | LB | 6-2 | 250 | 8/28/1980 | 7 | California | Sunnyvale, Calif. |
| 23 | Bodden, Leigh | CB | 6-1 | 193 | 9/24/1981 | 7 | Duquesne | Hyattsville, Md. |
| 92 | Brace, Ron | DL | 6-3 | 330 | 12/18/1986 | R | Boston College | Worcester, Mass. |
| 12 | Brady, Tom | QB | 6-4 | 225 | 8/3/1977 | 10 | Michigan | San Mateo, Calif. |
| 55 | Burgess, Derrick | LB | 6-2 | 260 | 8/12/1978 | 9 | Mississippi | Greenbelt, Md. |
| 28 | Butler, Darius | CB | 5-10 | 185 | 3/18/1986 | R | Connecticut | Ft. Lauderdale, Fla. |
| 25 | Chung, Pat | S | 5-11 | 212 | 8/19/1987 | R | Oregon | Rancho Cucamonga, Calif. |
| 63 | Connolly, Dan | OL | 6-4 | 313 | 9/2/1982 | 4 | Southeast Missouri St. | St. Louis, Mo. |
| 11 | Edelman, Julian | WR | 6-0 | 198 | 5/22/1986 | R | Kent State | Redwood City, Calif. |
| 33 | Faulk, Kevin | RB | 5-8 | 202 | 6/5/1976 | 11 | Louisiana State | Carencro, La. |
| 13 | Galloway, Joey | WR | 5-11 | 197 | 11/20/1971 | 15 | Ohio State | Bellaire, Ohio |
| 3 | Gostkowski, Stephen | K | 6-1 | 215 | 1/28/1984 | 4 | Memphis | Madison, Miss. |
| 97 | Green, Jarvis | DL | 6-3 | 285 | 1/12/1979 | 8 | Louisiana State | Donaldsonville, La. |
| 42 | Green-Ellis, BenJarvus | RB | 5-11 | 215 | 7/2/1985 | 2 | Mississippi | New Orleans, La. |
| 59 | Guyton, Gary | LB | 6-3 | 245 | 11/14/1985 | 2 | Georgia Tech | Hinesville, Ga. |
| 6 | Hanson, Chris | P | 6-2 | 202 | 10/25/1976 | 11 | Marshall | Sharpsburg, Ga. |
| 8 | Hoyer, Brian | QB | 6-2 | 215 | 10/13/1985 | R | Michigan State | North Olmstead, Ohio |
| 47 | Ingram, Jake | LS | 6-3 | 235 | 10/23/1985 | R | Hawaii | Milliani, Hawaii |
| 77 | Kaczur, Nick | T | 6-4 | 315 | 7/28/1979 | 5 | Toledo | Brantford, Ontario |
| 67 | Koppen, Dan | C | 6-2 | 296 | 9/12/1979 | 7 | Boston College | Whitehall, Pa. |
| 72 | Light, Matt | T | 6-4 | 305 | 6/23/1978 | 9 | Purdue | Greenville, Ohio |
| 38 | Lockett, Bret | DB | 6-1 | 211 | 10/7/1986 | R | UCLA | Diamond Bar, Calif. |
| 70 | Mankins, Logan | G | 6-4 | 310 | 3/10/1982 | 5 | Fresno State | Catheys Valley, Calif. |
| 39 | Maroney, Laurence | RB | 5-11 | 220 | 2/5/1985 | 4 | Minnesota | St. Louis, Mo. |
| 80 | Matthews, Michael | TE | 6-4 | 270 | 10/9/1983 | 3 | Georgia Tech | Sycamore, Ohio |
| 51 | Mayo, Jerod | LB | 6-1 | 245 | 2/23/1986 | 2 | Tennessee | Hampton, Va. |
| 30 | McGowan, Brandon | S | 5-11 | 210 | 9/26/1983 | 5 | Maine | Jersey City, N.J. |
| 31 | Meriweather, Brandon | S | 5-11 | 200 | 1/14/1984 | 3 | Miami (Fla.) | Apopka, Fla. |
| 34 | Morris, Sammy | RB | 6-0 | 220 | 3/23/1977 | 10 | Texas Tech | San Antonio, Texas |
| 81 | Moss, Randy | WR | 6-4 | 210 | 2/13/1977 | 12 | Marshall | Rand, W. Va. |
| 61 | Neal, Stephen | G | 6-4 | 305 | 10/9/1976 | 8 | Cal State-Bakersfield | San Diego, Calif. |
| 50 | Ninkovich, Rob | LB | 6-2 | 255 | 2/1/1984 | 4 | Purdue | Blue Island, Ill. |
| 60 | Ohrnberger, Rich | OL | 6-2 | 300 | 2/14/1986 | R | Penn State | East Meadow, N.Y. |
| 91 | Pryor, Myron | DL | 6-1 | 310 | 6/13/1986 | R | Kentucky | Louisville, Ky. |
| 36 | Sanders, James | S | 5-10 | 210 | 11/11/1983 | 5 | Fresno State | Porterville, Calif. |
| 71 | Simmons, Kendall | G | 6-3 | 315 | 3/11/1979 | 8 | Auburn | Ripley, Miss. |
| 18 | Slater, Matthew | WR | 6-0 | 200 | 9/9/1985 | 2 | UCLA | Anaheim, Calif. |
| 29 | Springs, Shawn | CB | 6-0 | 204 | 3/11/1975 | 13 | Ohio State | Silver Spring, Md. |
| 21 | Taylor, Fred | RB | 6-1 | 228 | 1/27/1976 | 12 | Florida | Belle Glade, Fla. |
| 96 | Thomas, Adalius | LB | 6-2 | 270 | 8/18/1977 | 10 | Southern Mississippi | Equality, Ala. |
| 76 | Vollmer, Sebastian | OL | 6-8 | 315 | 7/10/1984 | R | Houston | Kaarst, Germany |
| 94 | Warren, Ty | DL | 6-5 | 300 | 2/6/1981 | 7 | Texas A&M | Bryan, Texas |
| 84 | Watson, Benjamin | TE | 6-3 | 255 | 12/18/1980 | 6 | Georgia | Rock Hill, S.C. |
| 83 | Welker, Wes | WR | 5-9 | 185 | 5/1/1981 | 6 | Texas Tech | Oklahoma City, Okla. |
| 69 | Wendell, Ryan | C | 6-2 | 285 | 3/4/1986 | 1 | Fresno State | Diamond Bar, Calif. |
| 22 | Wheatley, Terrence | CB | 5-9 | 185 | 5/5/1985 | 2 | Colorado | Plano, Texas |
| 75 | Wilfork, Vince | NT | 6-2 | 325 | 11/4/1981 | 6 | Miami (Fla.) | Boynton Beach, Fla. |
| 24 | Wilhite, Jonathan | CB | 5-11 | 185 | 2/23/1984 | 2 | Auburn | Monroe, La. |
| 58 | Woods, Pierre | LB | 6-5 | 255 | 1/6/1982 | 4 | Michigan | Cleveland, Ohio |
| 99 | Wright, Mike | DL | 6-4 | 295 | 3/1/1982 | 5 | Cincinnati | Cincinnati, Ohio |

NUMERICAL ROSTER

| # | NAME | POS |
|----|-----------------------|-----|
| 3 | Stephen Gostkowski | K |
| 6 | Chris Hanson | P |
| 8 | Brian Hoyer | QB |
| 11 | Julian Edelman | WR |
| 12 | Tom Brady | QB |
| 13 | Joey Galloway | WR |
| 18 | Matthew Slater | WR |
| 21 | Fred Taylor | RB |
| 22 | Terrence Wheatley | CB |
| 23 | Leigh Bodden | CB |
| 24 | Jonathan Wilhite | CB |
| 25 | Pat Chung | S |
| 28 | Darius Butler | CB |
| 29 | Shawn Springs | CB |
| 30 | Brandon McGowan | S |
| 31 | Brandon Meriweather | S |
| 33 | Kevin Faulk | RB |
| 34 | Sammy Morris | RB |
| 36 | James Sanders | S |
| 38 | Bret Lockett | DB |
| 39 | Laurence Maroney | RB |
| 42 | BenJarvus Green-Ellis | RB |
| 47 | Jake Ingram | LS |
| 50 | Rob Ninkovich | LB |
| 51 | Jerod Mayo | LB |
| 52 | Eric Alexander | LB |
| 55 | Derrick Burgess | LB |
| 58 | Pierre Woods | LB |
| 59 | Gary Guyton | LB |
| 60 | Rich Ohrnberger | OL |
| 61 | Stephen Neal | G |
| 63 | Dan Connolly | OL |
| 67 | Dan Koppen | C |
| 69 | Ryan Wendell | C |
| 70 | Logan Mankins | G |
| 71 | Kendall Simmons | G |
| 72 | Matt Light | T |
| 75 | Vince Wilfork | NT |
| 76 | Sebastian Vollmer | OL |
| 77 | Nick Kaczur | T |
| 80 | Michael Matthews | TE |
| 81 | Randy Moss | WR |
| 83 | Wes Welker | WR |
| 84 | Benjamin Watson | TE |
| 86 | Chris Baker | TE |
| 88 | Sam Aiken | WR |
| 91 | Myron Pryor | DL |
| 92 | Ron Brace | DL |
| 94 | Ty Warren | DL |
| 95 | Tully Banta-Cain | LB |
| 96 | Adalius Thomas | LB |
| 97 | Jarvis Green | DL |
| 99 | Mike Wright | DL |

PRACTICE SQUAD

| # | NAME | POS | HT | WT | BORN | YR | COLLEGE | H.S. HOMETOWN |
|----|------------------|-----|------|-----|------------|----|-----------------|-------------------|
| 62 | Adams, Titus | DL | 6-4 | 305 | 1/28/1983 | 1 | Nebraska | Omaha, Neb. |
| 85 | Agnone, Robbie | TE | 6-6 | 260 | 10/2/1985 | R | Delaware | Etters, PA. |
| 27 | Arrington, Kyle | CB | 5-10 | 196 | 8/12/1986 | 1 | Hofstra | Accokeek, Md. |
| 68 | Brown, Patrick | OL | 6-5 | 312 | 12/25/1986 | R | Central Florida | St. Charles, Ill. |
| 65 | Grady, Adrian | DL | 6-1 | 290 | 11/21/1985 | R | Louisville | Nicholls, Ga. |
| 10 | Nunn, Terrence | WR | 6-0 | 195 | 7/25/1986 | R | Nebraska | Houston, Texas |
| 90 | Richard, Darryl | DL | 6-4 | 295 | 6/17/1986 | R | Georgia Tech | Destrehan, La. |
| 9 | Stanback, Isaiah | QB | 6-2 | 208 | 8/16/1984 | 3 | Washington | Seattl, Wash. |

PRACTICE SQUAD

| # | NAME | POS |
|----|-----------------|-----|
| 9 | Isaiah Stanback | QB |
| 10 | Terrence Nunn | WR |
| 27 | Kyle Arrington | CB |
| 62 | Titus Adams | DL |
| 65 | Adrian Grady | DL |
| 68 | Patrick Brown | OL |
| 85 | Robbie Agnone | TE |
| 90 | Darryl Richard | DL |

RESERVE/INJURED LIST

| # | NAME | POS | HT | WT | BORN | YR | COLLEGE | H.S. HOMETOWN |
|----|------------------|-----|-----|-----|------------|----|---------------|-----------------|
| 66 | Bussey, George | OL | 6-3 | 305 | 10/24/1984 | R | Louisville | Louisville, Ky. |
| 98 | Crable, Shawn | LB | 6-5 | 243 | 12/26/1984 | 2 | Michigan | Massillon, Ohio |
| 53 | McKenzie, Tyrone | LB | 6-2 | 240 | 12/11/1985 | R | South Florida | Riverview, Fla. |
| 35 | Taylor, Chris | RB | 6-0 | 224 | 11/7/1983 | 4 | Indiana | Memphis, Tenn. |

RESERVE/INJURED LIST

| # | NAME | POS |
|----|------------------|-----|
| 35 | Taylor, Chris | RB |
| 53 | McKenzie, Tyrone | LB |
| 66 | Bussey, George | OL |
| 98 | Crable, Shawn | LB |

RESERVE/P.U.P. LIST

| # | NAME | POS | HT | WT | BORN | YR | COLLEGE | H.S. HOMETOWN |
|----|--------------|-----|-----|-----|-----------|----|------------|---------------------|
| 64 | LeVoir, Mark | T | 6-7 | 310 | 7/29/1982 | 3 | Notre Dame | Eden Prairie, Minn. |

RESERVE/P.U.P. LIST

| # | NAME | POS |
|----|-------------|-----|
| 64 | Mark LeVoir | T |

RESERVE/N.F.I. LIST

| # | NAME | POS | HT | WT | BORN | YR | COLLEGE | H.S. HOMETOWN |
|----|---------------|-----|-----|-----|-----------|----|----------------|------------------|
| 19 | Tate, Brandon | WR | 6-1 | 195 | 10/5/1987 | R | North Carolina | Burlington, N.C. |

RESERVE/N.F.I. LIST

| # | NAME | POS |
|----|--------------|-----|
| 19 | Brandon Tate | WR |

RESERVE/MILITARY LIST

| # | NAME | POS | HT | WT | BORN | YR | COLLEGE | H.S. HOMETOWN |
|----|---------------|-----|------|-----|-----------|----|---------|----------------|
| 15 | Barnes, Tyree | WR | 6-0 | 196 | 4/15/1986 | R | Navy | Hampton, Va. |
| 44 | Kettani, Eric | RB | 5-11 | 235 | 3/26/1987 | R | Navy | Kirtland, Ohio |
| 15 | White, Shun | WR | 5-8 | 195 | 12/9/1985 | R | Navy | Memphis, Tenn. |

RESERVE/MILITARY LIST

| # | NAME | POS |
|----|--------------|-----|
| 15 | Tyree Barnes | WR |
| 15 | Shun White | WR |
| 44 | Eric Kettani | RB |

HEAD COACH: BILL BELICHICK

ASSISTANTS: Josh Boyer, Defensive Backs; Ivan Fears, Running Backs; Pepper Johnson, Defensive Line; Harold Nash, Assistant Strength and Conditioning; Bill O'Brien, Quarterbacks; Scott O'Brien, Special Teams; Chad O'Shea, Receivers; Matt Patricia, Linebackers; Dean Pees, Defensive Coordinator; Dante Scarnecchia, Assistant Head Coach/Offensive Line; Shane Waldron, Tight Ends; Mike Woicik, Strength and Conditioning



2009 NUMERICAL ROSTER

September 22, 2009

| # | NAME | POS | HT | WT | AGE | YR | COLLEGE | HOW ACQ. |
|----|-----------------------|-----|------|-----|-----|----|------------------------|--------------|
| 3 | Stephen Gostkowski | K | 6-1 | 215 | 25 | 4 | Memphis | D4b-06 |
| 6 | Chris Hanson | P | 6-2 | 202 | 32 | 11 | Marshall | FA(NO)-07 |
| 8 | Brian Hoyer | QB | 6-2 | 215 | 23 | R | Michigan State | FA-09 |
| 11 | Julian Edelman | WR | 6-0 | 198 | 23 | R | Kent State | D7a-09 |
| 12 | Tom Brady | QB | 6-4 | 225 | 32 | 10 | Michigan | D6b-00 |
| 13 | Joey Galloway | WR | 5-11 | 197 | 37 | 15 | Ohio State | FA(TB)-09 |
| 18 | Matthew Slater | WR | 6-0 | 200 | 24 | 2 | UCLA | D5-08 |
| 21 | Fred Taylor | RB | 6-1 | 228 | 33 | 12 | Florida | FA(JAX)-09 |
| 22 | Terrence Wheatley | CB | 5-9 | 185 | 24 | 2 | Colorado | D2-08 |
| 23 | Leigh Bodden | CB | 6-1 | 193 | 27 | 7 | Duquesne | FA(DET)-09 |
| 24 | Jonathan Wilhite | CB | 5-11 | 185 | 25 | 2 | Auburn | D4-08 |
| 25 | Pat Chung | S | 5-11 | 212 | 22 | R | Oregon | D2a-09 |
| 28 | Darius Butler | CB | 5-10 | 185 | 23 | R | Connecticut | D2c-09 |
| 29 | Shawn Springs | CB | 6-0 | 204 | 34 | 13 | Ohio State | FA(WAS)-09 |
| 30 | Brandon McGowan | S | 5-11 | 210 | 25 | 5 | Maine | UFA(CHI)-09 |
| 31 | Brandon Meriweather | S | 5-11 | 200 | 25 | 3 | Miami (Fla.) | D1-07 |
| 33 | Kevin Faulk | RB | 5-8 | 202 | 33 | 11 | Louisiana State | D2-99 |
| 34 | Sammy Morris | RB | 6-0 | 220 | 32 | 10 | Texas Tech | UFA (MIA)-07 |
| 36 | James Sanders | S | 5-10 | 210 | 25 | 5 | Fresno State | D4-05 |
| 38 | Bret Lockett | DB | 6-1 | 211 | 22 | R | UCLA | CW (CLE)-09 |
| 39 | Laurence Maroney | RB | 5-11 | 220 | 24 | 4 | Minnesota | D1-06 |
| 42 | BenJarvus Green-Ellis | RB | 5-11 | 215 | 24 | 2 | Mississippi | FA-08 |
| 47 | Jake Ingram | LS | 6-3 | 235 | 23 | R | Hawaii | D6a-09 |
| 50 | Rob Ninkovich | LB | 6-2 | 255 | 25 | 4 | Purdue | FA-09 |
| 51 | Jerod Mayo | LB | 6-1 | 245 | 23 | 2 | Tennessee | D1-08 |
| 52 | Eric Alexander | LB | 6-2 | 240 | 27 | 5 | Louisiana State | FA-04 |
| 55 | Derrick Burgess | LB | 6-2 | 260 | 30 | 9 | Mississippi | TR(OAK)-09 |
| 58 | Pierre Woods | LB | 6-5 | 255 | 27 | 4 | Michigan | FA-06 |
| 59 | Gary Guyton | LB | 6-3 | 245 | 23 | 2 | Georgia Tech | FA-08 |
| 60 | Rich Ohrnberger | OL | 6-2 | 300 | 23 | R | Penn State | D4-09 |
| 61 | Stephen Neal | G | 6-4 | 305 | 32 | 8 | Cal State-Bakersfield | FA-01 |
| 63 | Dan Connolly | OL | 6-4 | 313 | 27 | 4 | Southeast Missouri St. | FA(JAX)-08 |
| 67 | Dan Koppen | C | 6-2 | 296 | 30 | 7 | Boston College | D5-03 |
| 69 | Ryan Wendell | C | 6-2 | 285 | 23 | 1 | Fresno State | FA-08 |
| 70 | Logan Mankins | G | 6-4 | 310 | 27 | 5 | Fresno State | D1-05 |
| 71 | Kendall Simmons | G | 6-3 | 315 | 30 | 8 | Auburn | FA-09 |
| 72 | Matt Light | T | 6-4 | 305 | 31 | 9 | Purdue | D2-01 |
| 75 | Vince Wilfork | NT | 6-2 | 325 | 27 | 6 | Miami (Fla.) | D1a-04 |
| 76 | Sebastian Vollmer | OL | 6-8 | 315 | 25 | R | Houston | D2d-09 |
| 77 | Nick Kaczur | T | 6-4 | 315 | 30 | 5 | Toledo | D3b-05 |
| 80 | Michael Matthews | TE | 6-4 | 270 | 25 | 3 | Georgia Tech | TR (NYG)-09 |
| 81 | Randy Moss | WR | 6-4 | 210 | 32 | 12 | Marshall | TR (OAK)-07 |
| 83 | Wes Welker | WR | 5-9 | 185 | 28 | 6 | Texas Tech | TR (MIA)-07 |
| 84 | Benjamin Watson | TE | 6-3 | 255 | 28 | 6 | Georgia | D1b-04 |
| 86 | Chris Baker | TE | 6-3 | 258 | 29 | 8 | Michigan State | FA(NYJ)-09 |
| 88 | Sam Aiken | WR | 6-2 | 215 | 28 | 7 | North Carolina | UFA (BUF)-08 |
| 91 | Myron Pryor | DL | 6-1 | 310 | 23 | R | Kentucky | D6b-09 |
| 92 | Ron Brace | DL | 6-3 | 330 | 22 | R | Boston College | D2b-09 |
| 94 | Ty Warren | DL | 6-5 | 300 | 28 | 7 | Texas A&M | D1-03 |
| 95 | Tully Banta-Cain | LB | 6-2 | 250 | 29 | 7 | California | FA(SF)-09 |
| 96 | Adalius Thomas | LB | 6-2 | 270 | 32 | 10 | Southern Mississippi | UFA(BAL)-07 |
| 97 | Jarvis Green | DL | 6-3 | 285 | 30 | 8 | Louisiana State | D4b-02 |
| 99 | Mike Wright | DL | 6-4 | 295 | 27 | 5 | Cincinnati | FA-05 |

PRACTICE SQUAD

| # | NAME | POS | HT | WT | AGE | YR | COLLEGE | HOW ACQ. |
|----|-----------------|-----|------|-----|-----|----|-----------------|----------|
| 9 | Isaiah Stanback | QB | 6-2 | 208 | 25 | 3 | Washington | D4-07 |
| 10 | Terrence Nunn | WR | 6-0 | 195 | 23 | R | Nebraska | FA-09 |
| 27 | Kyle Arrington | CB | 5-10 | 196 | 23 | 1 | Hofstra | FA-08 |
| 62 | Titus Adams | DL | 6-4 | 305 | 26 | 1 | Nebraska | FA-08 |
| 65 | Adrian Grady | DT | 6-1 | 290 | 23 | R | Louisville | FA-09 |
| 68 | Patrick Brown | OL | 6-5 | 312 | 22 | R | Central Florida | FA-09 |
| 85 | Robbie Agnone | TE | 6-6 | 260 | 23 | R | Delaware | FA-09 |
| 90 | Darryl Richard | DL | 6-4 | 295 | 23 | R | Georgia Tech | D7b-09 |

RESERVE/INJURED LIST

| # | NAME | POS | HT | WT | AGE | YR | COLLEGE | INJURY (IR date) |
|----|-----------------|-----|-----|-----|-----|----|---------------|-------------------|
| 35 | Chris Taylor | RB | 5-8 | 224 | 25 | 4 | Indiana | shoulder (9/5/09) |
| 53 | Tyrone McKenzie | LB | 6-2 | 240 | 23 | R | South Florida | knee (8/31/09) |
| 66 | George Bussey | OL | 6-3 | 305 | 23 | R | Louisville | knee (9/5/09) |
| 98 | Shawn Crable | LB | 6-5 | 243 | 24 | 2 | Michigan | groin (9/5/09) |

RESERVE/P.U.P LIST

| # | NAME | POS | HT | WT | AGE | YR | COLLEGE | DATE |
|----|-------------|-----|-----|-----|-----|----|------------|------------|
| 64 | Mark LeVoir | T | 6-7 | 310 | 27 | 3 | Notre Dame | August, 31 |

RESERVE/N.F.I. List

| # | NAME | POS | HT | WT | AGE | YR | COLLEGE | DATE |
|----|--------------|-----|-----|-----|-----|----|----------------|------------|
| 19 | Brandon Tate | WR | 6-1 | 195 | 21 | R | North Carolina | August, 31 |

RESERVE/MILITARY LIST

| # | NAME | POS | HT | WT | AGE | YR | COLLEGE | DATE |
|----|--------------|-----|------|-----|-----|----|---------|------------|
| 15 | Tyree Barnes | WR | 6-0 | 196 | 23 | R | Navy | July, 23 |
| 15 | Shun White | WR | 5-8 | 195 | 23 | R | Navy | August, 17 |
| 44 | Eric Kettani | RB | 5-11 | 235 | 22 | R | Navy | July, 23 |



2009 POSITIONAL ROSTER

September 22, 2009

| DEFENSE (24) | | | | | | | | |
|-----------------------------|------------------------|-----|------|-----|------------|----|------------------------|--------------------------|
| # | NAME | POS | HT | WT | BORN | YR | COLLEGE | H.S. HOMETOWN |
| DEFENSIVE LINE (6) | | | | | | | | |
| 92 | Brace, Ron | DL | 6-3 | 330 | 12/18/1986 | R | Boston College | Worcester, Mass. |
| 97 | Green, Jarvis | DL | 6-3 | 285 | 1/12/1979 | 8 | Louisiana State | Donaldsonville, La. |
| 91 | Pryor, Myron | DL | 6-1 | 310 | 6/13/1986 | R | Kentucky | Louisville, Ky. |
| 94 | Warren, Ty | DL | 6-5 | 300 | 2/6/1981 | 7 | Texas A&M | Bryan, Texas |
| 75 | Wilfork, Vince | NT | 6-2 | 325 | 11/4/1981 | 6 | Miami (Fla.) | Boynton Beach, Fla. |
| 99 | Wright, Mike | DL | 6-4 | 295 | 3/1/1982 | 5 | Cincinnati | Cincinnati, Ohio |
| LINEBACKER (8) | | | | | | | | |
| 52 | Alexander, Eric | LB | 6-2 | 240 | 2/8/1982 | 5 | Louisiana State | Port Arthur, Texas |
| 95 | Banta-Cain, Tully | LB | 6-2 | 250 | 8/28/1980 | 7 | California | Sunnyvale, Calif. |
| 55 | Burgess, Derrick | LB | 6-2 | 260 | 8/12/1978 | 9 | Mississippi | Greenbelt, Md. |
| 59 | Guyton, Gary | LB | 6-3 | 245 | 11/14/1985 | 2 | Georgia Tech | Hinesville, Ga. |
| 51 | Mayo, Jerod | LB | 6-1 | 245 | 2/23/1986 | 2 | Tennessee | Hampton, Va. |
| 50 | Ninkovich, Rob | LB | 6-2 | 255 | 2/1/1984 | 4 | Purdue | Blue Island, Ill. |
| 96 | Thomas, Adalius | LB | 6-2 | 270 | 8/18/1977 | 10 | Southern Mississippi | Equality, Ala. |
| 58 | Woods, Pierre | LB | 6-5 | 255 | 1/6/1982 | 4 | Michigan | Cleveland, Ohio |
| DEFENSIVE BACK (10) | | | | | | | | |
| 23 | Bodden, Leigh | CB | 6-1 | 193 | 9/24/1981 | 7 | Duquesne | Hyattsville, Md. |
| 28 | Butler, Darius | CB | 5-10 | 185 | 3/18/1986 | R | Connecticut | Ft. Lauderdale, Fla. |
| 25 | Chung, Pat | S | 5-11 | 212 | 8/19/1987 | R | Oregon | Rancho Cucamonga, Calif. |
| 38 | Lockett, Bret | DB | 6-1 | 211 | 10/7/1986 | R | UCLA | Diamond Bar, Calif. |
| 30 | McGowan, Brandon | S | 5-11 | 210 | 9/26/1983 | 5 | Maine | Jersey City, N.J. |
| 31 | Meriweather, Brandon | S | 5-11 | 200 | 1/14/1984 | 3 | Miami (Fla.) | Apopka, Fla. |
| 36 | Sanders, James | S | 5-10 | 210 | 11/11/1983 | 5 | Fresno State | Porterville, Calif. |
| 29 | Springs, Shawn | CB | 6-0 | 204 | 3/11/1975 | 13 | Ohio State | Silver Spring, Md. |
| 22 | Wheatley, Terrence | CB | 5-9 | 185 | 5/5/1985 | 2 | Colorado | Plano, Texas |
| 24 | Wilhite, Jonathan | CB | 5-11 | 185 | 2/23/1984 | 2 | Auburn | Monroe, La. |
| OFFENSE (26) | | | | | | | | |
| # | NAME | POS | HT | WT | BORN | YR | COLLEGE | H.S. HOMETOWN |
| OFFENSIVE LINE (10) | | | | | | | | |
| 63 | Connolly, Dan | OL | 6-4 | 313 | 9/2/1982 | 4 | Southeast Missouri St. | St. Louis, Mo. |
| 77 | Kaczur, Nick | T | 6-4 | 315 | 7/28/1979 | 5 | Toledo | Brantford, Ontario |
| 67 | Koppen, Dan | C | 6-2 | 296 | 9/12/1979 | 7 | Boston College | Whitehall, Pa. |
| 72 | Light, Matt | T | 6-4 | 305 | 6/23/1978 | 9 | Purdue | Greenville, Ohio |
| 70 | Mankins, Logan | G | 6-4 | 310 | 3/10/1982 | 5 | Fresno State | Catheys Valley, Calif. |
| 61 | Neal, Stephen | G | 6-4 | 305 | 10/9/1976 | 8 | Cal State-Bakersfield | San Diego, Calif. |
| 60 | Ohrnberger, Rich | OL | 6-2 | 300 | 2/14/1986 | R | Penn State | East Meadow, N.Y. |
| 71 | Simmons, Kendall | G | 6-3 | 315 | 3/11/1979 | 8 | Auburn | Ripley, Miss. |
| 76 | Vollmer, Sebastian | OL | 6-8 | 315 | 7/10/1984 | 8 | Houston | Kaarst, Germany |
| 69 | Wendell, Ryan | C | 6-2 | 285 | 3/4/1986 | 1 | Fresno State | Diamond Bar, Calif. |
| QUARTERBACK (2) | | | | | | | | |
| 12 | Brady, Tom | QB | 6-4 | 225 | 8/3/1977 | 10 | Michigan | San Mateo, Calif. |
| 8 | Hoyer, Brian | QB | 6-2 | 215 | 10/13/1985 | R | Michigan State | North Olmstead, Ohio |
| WIDE RECEIVER (6) | | | | | | | | |
| 88 | Aiken, Sam | WR | 6-2 | 215 | 12/14/1980 | 7 | North Carolina | Kenansville, N.C. |
| 11 | Edelman, Julian | WR | 6-0 | 198 | 5/22/1986 | R | Kent State | Redwood City, Calif. |
| 13 | Galloway, Joey | WR | 5-11 | 197 | 11/20/1971 | 15 | Ohio State | Bellaire, Ohio |
| 81 | Moss, Randy | WR | 6-4 | 210 | 2/13/1977 | 12 | Marshall | Rand, W. Va. |
| 18 | Slater, Matthew | WR | 6-0 | 200 | 9/9/1985 | 2 | UCLA | Anaheim, Calif. |
| 83 | Welker, Wes | WR | 5-9 | 185 | 5/1/1981 | 6 | Texas Tech | Oklahoma City, Okla. |
| RUNNING BACK (5) | | | | | | | | |
| 33 | Faulk, Kevin | RB | 5-8 | 202 | 6/5/1976 | 11 | Louisiana State | Carencro, La. |
| 42 | Green-Ellis, BenJarvus | RB | 5-11 | 215 | 7/2/1985 | 2 | Mississippi | New Orleans, La. |
| 39 | Maroney, Laurence | RB | 5-11 | 220 | 2/5/1985 | 4 | Minnesota | St. Louis, Mo. |
| 34 | Morris, Sammy | RB | 6-0 | 220 | 3/23/1977 | 10 | Texas Tech | San Antonio, Texas |
| 21 | Taylor, Fred | RB | 6-1 | 228 | 1/27/1976 | 12 | Florida | Belle Glade, Fla. |
| TIGHT END (3) | | | | | | | | |
| 86 | Baker, Chris | TE | 6-3 | 258 | 11/18/1979 | 8 | Michigan State | St. Albans, N.Y. |
| 80 | Matthews, Michael | TE | 6-4 | 270 | 10/9/1983 | 3 | Georgia Tech | Sycamore, Ohio |
| 84 | Watson, Benjamin | TE | 6-3 | 255 | 12/18/1980 | 6 | Georgia | Rock Hill, S.C. |
| SPECIALISTS (3) | | | | | | | | |
| # | NAME | POS | HT | WT | BORN | YR | COLLEGE | H.S. HOMETOWN |
| SPECIALISTS (3) | | | | | | | | |
| 3 | Gostkowski, Stephen | K | 6-1 | 215 | 1/28/1984 | 4 | Memphis | Madison, Miss. |
| 6 | Hanson, Chris | P | 6-2 | 202 | 10/25/1976 | 11 | Marshall | Sharpsburg, Ga. |
| 47 | Ingram, Jake | LS | 6-3 | 235 | 10/23/1985 | R | Hawaii | Milliani, Hawaii |
| RESERVE/INJURY (1) | | | | | | | | |
| # | NAME | POS | HT | WT | BORN | YR | COLLEGE | H.S. HOMETOWN |
| RESERVE/INJURY (1) | | | | | | | | |
| 66 | Bussey, George | OL | 6-3 | 305 | 10/24/1984 | R | Louisville | Louisville, Ky. |
| 98 | Crable, Shawn | LB | 6-5 | 243 | 12/26/1984 | 2 | Michigan | Massillon, Ohio |
| 53 | McKenzie, Tyrone | LB | 6-2 | 240 | 12/11/1985 | R | South Florida | Riverview, Fla. |
| 35 | Taylor, Chris | RB | 6-0 | 224 | 11/7/1983 | 4 | Indiana | Memphis, Tenn. |
| RESERVE/P.U.P (1) | | | | | | | | |
| # | NAME | POS | HT | WT | BORN | YR | COLLEGE | H.S. HOMETOWN |
| RESERVE/P.U.P (1) | | | | | | | | |
| 64 | LeVoi, Mark | T | 6-7 | 310 | 7/29/1982 | 3 | Notre Dame | Eden Prairie, Minn. |
| RESERVE/N.F.I. (1) | | | | | | | | |
| # | NAME | POS | HT | WT | BORN | YR | COLLEGE | H.S. HOMETOWN |
| RESERVE/N.F.I (1) | | | | | | | | |
| 19 | Tate, Brandon | WR | 6-1 | 195 | 10/5/1987 | R | North Carolina | Burlington, N.C. |
| RESERVE/MILITARY (3) | | | | | | | | |
| # | NAME | POS | HT | WT | BORN | YR | COLLEGE | H.S. HOMETOWN |
| RESERVE/MILITARY (2) | | | | | | | | |
| 15 | Barnes, Tyree | WR | 6-0 | 196 | 4/15/1986 | R | Navy | Hampton, Va. |
| 44 | Kettani, Eric | RB | 5-11 | 235 | 3/26/1987 | R | Navy | Kirtland, Ohio |
| 15 | White, Shun | WR | 5-8 | 195 | 12/9/1985 | R | Navy | Memphis, Tenn. |



HOW THE PATRIOTS WERE BUILT

UPDATED: September 22, 2009

| <u>YEAR</u> | <u>DRAFTEES (26)</u> | <u>VETERAN FREE AGENTS (14)</u> | <u>WAIVERS (1) / TRADES (4)</u> | <u>ROOKIE AND FIRST-YEAR FREE AGENTS (8)</u> |
|---|--|---|--|---|
| 1999 | Kevin Faulk (2) | | | |
| 2000 | Tom Brady (6b) | | | |
| 2001 | Matt Light (2) | | | Stephen Neal (fa) |
| 2002 | Jarvis Green (4b) | | | |
| 2003 | Ty Warren (1) Dan Koppen (5) | | | |
| 2004 | Vince Wilfork (1a) Benjamin Watson (1b) | | | Eric Alexander (fa) |
| 2005 | Logan Mankins (1) Nick Kaczur (3b) James Sanders (4) | | | Mike Wright (fa) |
| 2006 | Laurence Maroney (1) Stephen Gostkowski (4b) | | | Pierre Woods (fa) |
| 2007 | Brandon Meriweather (1) | Chris Hanson (fa)(NO) Sammy Morris (5)(MIA) Adalius Thomas (6)(BAL) | Randy Moss (1)(tr-OAK) Wes Welker (fa)(tr-MIA) | |
| 2008 | Jerod Mayo (1) Terrence Wheatley (2) Jonathan Wilhite (4) Matthew Slater (5) | Sam Aiken (4)(BUF) Dan Connolly (fa)(JAX) | | BenJarvus Green-Ellis (fa) Gary Guyton (fa) Ryan Wendell (fa) |
| 2009 | Pat Chung (2a) Ron Brace (2b) Darius Butler (2c) Sebastian Vollmer (2d) Rich Ohrmberger (4) Jake Ingram (6a) Myron Pryor (6b) Julian Edelman (7a) | Chris Baker (3)(NYJ) Tully Banta-Cain (7)(SF) Leigh Bodden (fa)(DET) Joey Galloway (1)(TB) Brandon McGowan (fa)(CHI) Rob Ninkovich (fa) Kendall Simmons (fa (PITT)) Shawn Springs (1)(WAS) Fred Taylor (1)(JAX) | Derrick Burgess (3) (tr-OAK) Bret Lockett (fa) (CW-CLE) Michael Matthews (fa) (tr-NYG) RESERVE/INJURED (4) George Bussey Shawn Crable Tyrone McKenzie Chris Taylor RESERVE/P.U.P (1) Mark LeVoir RESERVE/N.F.I. (1) Brandon Tate RESERVE/MILITARY (3) Tyree Barnes (fa) Eric Kettani (fa) Shun White (fa) | Brian Hoyer (fa) |
| <p>NOTE: Team in parenthesis is the player's prior team (#) – indicates round drafted (fa) – indicates non-drafted free agents</p> | | | | |



2009 TRANSACTIONS

UPDATED: September 22, 2009

JANUARY, 2009

1/27/2009 Reese, Floyd Hired as Senior Football Advisor

FEBRUARY, 2009

2/3/2009 Boyer, Josh Named Defensive Backs Coach
 2/3/2009 O'Brien, Bill Named Quarterbacks Coach
 2/3/2009 O'Brien, Scott Hired as Special Teams Coach
 2/5/2009 Cassel, Matt Designated Franchise Player
 2/12/2009 Ossenfort, Monti Named National Scout
 2/12/2009 Robinson, Jon Named Director of College Scouting
 2/12/2009 Waldron, Shane Named Tight Ends Coach
 2/17/2009 Washington, Kelley Released
 2/17/2009 Yates, Billy Released
 2/18/2009 Banta-Cain, Tully Signed as Veteran Free Agent (SF)
 2/18/2009 Listorti, Brad Signed as First-Year Free Agent (NYJ)
 2/20/2009 Yates, Billy Re-Signed
 2/25/2009 Licht, Jason Hired as Director of Pro Personnel
 2/25/2009 O'Shea, Chad Hired as Receivers Coach
 2/27/2009 Taylor, Fred Signed as Veteran Free Agent (JAX)
 2/27/2009 Robertson, Darrell Released
 2/28/2009 Cassel, Matt Traded to Kansas City
 2/28/2009 Vrabel, Mike Traded to Kansas City

MARCH, 2009

3/2/2009 Baker, Chris Signed as Veteran Free Agent (NYJ)
 3/2/2009 Hochstein, Russ Re-Signed
 3/5/2009 Alexander, Eric Re-Signed
 3/5/2009 Hanson, Chris Re-Signed
 3/5/2009 Lewis, Greg Acquired Via Trade (PHI)
 3/5/2009 Sanders, James Re-Signed
 3/10/2009 Hodel, Nathan Signed as Veteran Free Agent (ARZ)
 3/11/2009 Bodden, Leigh Signed as Veteran Free Agent (DET)
 3/11/2009 Springs, Shawn Signed as Veteran Free Agent (WAS)
 3/16/2009 Johnson, Al Signed as Veteran Free Agent (MIA)
 3/16/2009 Britt, Wesley Re-Signed
 3/16/2009 Ventrone, Ray Re-Signed
 3/16/2009 Williams, Tank Re-Signed
 3/16/2009 Wright, Mike Re-Signed
 3/19/2009 Galloway, Joey Signed as Veteran Free Agent (TB)
 3/23/2009 Duckett, Damane Signed as Veteran Free Agent (SF)

APRIL, 2009

4/21/2009 Woods, Pierre Re-Signed
 4/23/2009 Smith, Kenny Re-Signed
 4/25/2009 Chung, Patrick Drafted
 4/25/2009 Brace, Ron Drafted
 4/25/2009 Butler, Darius Drafted
 4/25/2009 Vollmer, Sebastian Drafted
 4/26/2009 Tate, Brandon Drafted
 4/26/2009 McKenzie, Tyrone Drafted
 4/26/2009 Ohrberger, Rich Drafted
 4/26/2009 Bussey, George Drafted
 4/26/2009 Ingram, Jake Drafted
 4/26/2009 Pryor, Myron Drafted
 4/26/2009 Edelman, Julian Drafted
 4/26/2009 Richard, Darryl Drafted
 4/26/2009 Hobbs, Ellis Traded to Philadelphia
 4/29/2009 Ruud, Bo Released
 4/30/2009 Smith, Alex Acquired Via Trade (TB)
 4/30/2009 Appleby, Antonio Signed as Rookie Free Agent
 4/30/2009 Hoyer, Brian Signed as Rookie Free Agent
 4/30/2009 Love, Jamar Signed as Rookie Free Agent
 4/30/2009 McClinton, Marcus Signed as Rookie Free Agent
 4/30/2009 Porter, Jermall Signed as Rookie Free Agent

MAY, 2009

5/4/2009 Ciurciu, Vinny Signed as Veteran Free Agent (MIN)
 5/4/2009 Williams, Stephen Signed as Veteran Free Agent (CAR)
 5/4/2009 Cuff, Omar Signed as First-Year Free Agent (TB)
 5/4/2009 Ortiz, Robert Re-Signed as First-Year Free Agent
 5/4/2009 Barnes, Tyree Signed as Rookie Free Agent
 5/4/2009 Kettani, Eric Signed as Rookie Free Agent
 5/4/2009 Perez, Aaron Signed as Rookie Free Agent
 5/4/2009 White, Shun Signed as Rookie Free Agent
 5/5/2009 McGowan, Brandon Signed as Unrestricted Free Agent (CHI)
 5/5/2009 Malone, Tom Released
 5/11/2009 Nunn, Terrence Signed as Rookie Free Agent
 5/26/2009 Duckett, Damane Released
 5/26/2009 Listorti, Brad Released
 5/27/2009 Lenon, Paris Signed as Unrestricted Free Agent (DET)
 5/29/2009 Perez, Aaron Released

JUNE, 2009

6/1/2009 Malone, Tom Re-signed
 6/4/2009 Pass, Patrick Signed as a Veteran Free Agent (NYG)
 6/4/2009 Smith, Kenny Released
 6/4/2009 Craig, Angelo Released
 6/4/2009 Cuff, Omar Released
 6/4/2009 McClinton, Marcus Released
 6/11/2009 Pass, Patrick Released
 6/16/2009 Ohrberger, Rich Signed/Draft Choice
 6/16/2009 Appleby, Antonio Released

JULY, 2009

7/13/2009 Butler, Darius Signed/Draft Choice
 7/16/2009 Richard, Darryl Signed/Draft Choice
 7/23/2009 Brace, Ron Signed/Draft Choice
 7/23/2009 Vollmer, Sebastian Signed/Draft Choice
 7/23/2009 Tate, Brandon Signed/Draft Choice
 7/23/2009 Bussey, George Signed/Draft Choice
 7/23/2009 Pryor, Myron Signed/Draft Choice
 7/23/2009 Edelman, Julian Signed/Draft Choice
 7/23/2009 Ortiz, Robert Released
 7/23/2009 Barnes, Tyree Placed on Reserve/Military
 7/23/2009 Kettani, Eric Placed on Reserve/Military
 7/27/2009 Chung, Pat Signed/Draft Choice
 7/27/2009 Spann, Antwan Released
 7/28/2009 Jones, Herana-Daze Signed
 7/28/2009 Porter, Jermall Released
 7/29/2009 Ingram, Jake Signed/Draft Choice
 7/29/2009 Love, Jamar Released

August, 2009

8/1/2009 Malone, Tom Released
 8/2/2009 Love, Jamar Signed
 8/2/2009 Ninkovich, Rob Signed
 8/2/2009 Redd, Vince Released
 8/3/2009 Walter, Andrew Signed
 8/3/2009 Gutierrez, Matt Released
 8/6/2009 Burgess, Derrick Acquired Via Trade (OAK)
 8/6/2009 Johnson, Al Released
 8/17/2009 Taylor, Chris Signed
 8/17/2009 Smith, Le Kevin Traded to Denver for undisclosed draft pick
 8/17/2009 White, Shun Placed on Reserve/Military
 8/18/2009 Rogers, Roderick Signed
 8/19/2009 Richardson, Mike Released
 8/23/2009 DeVree, Tyson Released
 8/25/2009 Hochstein, Russ Traded to Denver for undisclosed draft pick
 8/25/2009 McKenzie, Tyrone Signed/Draft Choice
 8/25/2009 Williams, Tank Released
 8/26/2009 Ortiz, Robert Signed
 8/31/2009 Bruschi, Tedy Announced his Retirement
 8/31/2009 Hodel, Nathan Released
 8/31/2009 O'Connell, Kevin Released
 8/31/2009 LeVoi, Mark Placed on Reserve/P.U.P.
 8/31/2009 McKenzie, Tyrone Placed on Reserve/Injured (knee)
 8/31/2009 Tate, Brandon Placed on Reserve/N.F.I.

September, 2009

9/4/2009 Ciurciu, Vinny Released
 9/4/2009 Ortiz, Robert Released
 9/4/2009 Rogers, Roderick Released
 9/4/2009 Walter, Andrew Released
 9/4/2009 Williams, Stephen Released
 9/4/2009 Yates, Billy Released
 9/5/2009 Adams, Titus Released
 9/5/2009 Britt, Wesley Released
 9/5/2009 Bussey, George Placed on Reserve/Injured (knee)
 9/5/2009 Crable, Shawn Placed on Reserve/Injured (groin)
 9/5/2009 Jones, Herana-Daze Released
 9/5/2009 Lenon, Paris Released
 9/5/2009 Love, Jamar Released
 9/5/2009 Nunn, Terrence Released
 9/5/2009 O'Callaghan, Ryan Released
 9/5/2009 Richard, Darryl Released
 9/5/2009 Smith, Alex Released
 9/5/2009 Taylor, Chris Placed on Reserve/Injured (shoulder)
 9/5/2009 Ventrone, Ray Released
 9/5/2009 Thomas, David Traded to New Orleans for an undisclosed draft pick
 9/5/2009 Matthews, Michael Acquired via trade (NY Giants)
 9/6/2009 Seymour, Richard Traded to Oakland for an undisclosed draft pick
 9/6/2009 Simmons, Kendall Signed
 9/7/2009 Adams, Titus Signed to the Practice Squad
 9/7/2009 Brown, Patrick Signed to the Practice Squad
 9/7/2009 Grady, Adrian Signed to the Practice Squad
 9/7/2009 Terrence Nunn Signed to the Practice Squad
 9/7/2009 Darryl Richard Signed to the Practice Squad
 9/7/2009 Stanback, Isaiah Signed to the Practice Squad
 9/7/2009 Willingham, DeAngelo Signed to the Practice Squad
 9/7/2009 Lockett, Bret Claimed off waivers from Cleveland
 9/7/2009 Lewis, Greg Released
 9/8/2009 Agnone, Robbie Signed to the Practice Squad
 9/21/2009 Willingham, DeAngelo Released from the Practice Squad
 9/21/2009 Arrington, Kyle Signed to the Practice Squad



UNOFFICIAL DEPTH CHART

Unofficial depth chart compiled by Patriots media relations, Sept. 22, 2009

OFFENSE

| | | |
|--------------------------------|-----------------------------|--------------------------|
| WR: 83 Wes Welker | 88 Sam Aiken | 18 Matthew Slater |
| LT: 72 Matt Light | <u>76 Sebastian Vollmer</u> | |
| LG: 70 Logan Mankins | 63 Dan Connolly | |
| C: 67 Dan Koppen | 69 Ryan Wendell | |
| RG: 61 Stephen Neal | <u>60 Rich Ohrnberger</u> | 71 Kendall Simmons |
| RT: 77 Nick Kaczur | <u>76 Sebastian Vollmer</u> | |
| TE 84 Benjamin Watson | 86 Chris Baker | 80 Michael Matthews |
| WR: 81 Randy Moss | 13 Joey Galloway | <u>11 Julian Edelman</u> |
| QB: 12 Tom Brady | <u>8 Brian Hoyer</u> | |
| RB: 39 Laurence Maroney | 34 Sammy Morris | 33 Kevin Faulk |
| RB: 21 Fred Taylor | 42 BenJarvus Green-Ellis | |

DEFENSE

| | | |
|-----------------------------------|-----------------------|-------------------------|
| LE: 94 Ty Warren | <u>91 Myron Pryor</u> | |
| NT: 75 Vince Wilfork | 99 Mike Wright | <u>92 Ron Brace</u> |
| RE: 97 Jarvis Green | <u>91 Myron Pryor</u> | |
| OLB 58 Pierre Woods | 95 Tully Banta-Cain | 50 Rob Ninkovich |
| ILB: 51 Jerod Mayo | 52 Eric Alexander | |
| ILB: 59 Gary Guyton | 52 Eric Alexander | |
| OLB 96 Adalius Thomas | 55 Derrick Burgess | |
| LCB: 29 Shawn Springs | 22 Terrence Wheatley | <u>28 Darius Butler</u> |
| RCB 23 Leigh Bodden | 24 Jonathan Wilhite | |
| SS: 31 Brandon Meriweather | <u>25 Pat Chung</u> | |
| FS: 36 James Sanders | 30 Brandon McGowan | 38 Bret Lockett |

SPECIAL TEAMS

| | | |
|----------------------------------|----------------------|-------------------------|
| K: 3 Stephen Gostkowski | 6 Chris Hanson | |
| P: 6 Chris Hanson | 3 Stephen Gostkowski | |
| H: 6 Chris Hanson | <u>8 Brian Hoyer</u> | |
| PR: 83 Wes Welker | 33 Kevin Faulk | 22 Terrence Wheatley |
| KR: 18 Matthew Slater | 39 Laurence Maroney | 28 <u>Darius Butler</u> |
| LS: <u>47 Jake Ingram</u> | | |

PRONUNCIATION GUIDE

| | | | |
|--------------------|-------------|----------------|------------|
| Leigh Bodden | BOD-in | Dan Koppen | COPE-en |
| Stephen Gostkowski | gust-OW-ski | Jerod Mayo | je-ROD |
| Nick Kaczur | KÄ-zur | Adalius Thomas | ah-DAY-lus |
| | | Ryan Wendell | wen-DELL |