



NEW ENGLAND PATRIOTS

PRESS RELEASE

GILLETTE STADIUM ★ ONE PATRIOT PLACE ★ FOXBOROUGH, MA 02035 ★ 508.384.4203
 FAX: 508.543.9053 ★ WWW.PATRIOTS.COM ★ HTTP://MEDIA.PATRIOTS.COM

PATRIOTS TRAVEL TO MEADOWLANDS TO FACE THE JETS

MEDIA SCHEDULE

WEDNESDAY, SEPTEMBER 16

10:50 - 11:10 a.m. Bill Belichick Press Conf.
 11:10 - 11:55 a.m. Open Locker Room
 Approx. 1:00 p.m. Practice Availability
 TBA Jets Player Conference Call
 TBA Rex Ryan Conference Call

THURSDAY, SEPTEMBER 17

11:10 - 11:55 a.m. Open Locker Room
 Approx. 1:00 p.m. Practice Availability

FRIDAY, SEPTEMBER 18

11:30:1150 a.m. Practice Availability
 Approx. 1:15 p.m.. Open Locker Room
 Approx. 2:00 p.m.. Bill Belichick Press Conf.

2009 PATRIOTS SCHEDULE

REGULAR SEASON (1-0)

Mon., Sept. 14	Buffalo	W	25-24
Sun., Sept. 20	at N.Y. Jets	1:00	CBS
Sun., Sept. 27	Atlanta	1:00	FOX
Sun., Oct. 4	Baltimore	1:00	CBS
Sun., Oct. 11	at Denver	4:15	CBS
Sun., Oct. 18	Tennessee	4:15	CBS
Sun., Oct. 25	# Tampa Bay	1:00	CBS
Sun., Nov. 1	BYE WEEK		
Sun., Nov. 8	Miami	1:00	CBS
Sun., Nov. 15	at Indianapolis	8:20	NBC
Sun., Nov. 22	N.Y. Jets	4:15*	CBS*
Mon., Nov. 30	at New Orleans	8:30	ESPN
Sun., Dec. 6	at Miami	8:20*	NBC*
Sun., Dec. 13	Carolina	1:00*	CBS*
Sun., Dec. 20	at Buffalo	1:00*	CBS*
Sun., Dec. 27	Jacksonville	1:00*	CBS*
Sun., Jan. 3	at Houston	1:00*	CBS*

#Wembley Stadium, London, England

PATRIOTS MEDIA WEBSITE

The Patriots' media-only website, located at <http://media.patriots.com>, will be updated for registered users throughout the season with all the latest media information, schedules, rosters and press releases. The media site will also serve as the team's primary credentialing system again in 2009.

AFC EAST STANDINGS

Team	W	L	T	Pct.	PF	PA
NEW ENGLAND	1	0	0	1.000	25	24
New York Jets	1	0	0	1.000	24	7
Miami Dolphins	0	1	0	.000	7	219
Buffalo Bills	0	1	0	1.000	24	25

NEW ENGLAND PATRIOTS (1-0) AT NEW YORK JETS (1-0)

Sunday, September 20, 2009 ★ Giants Stadium (80,062) ★ 1:00 p.m. EDT

The New England Patriots continue with a two-game AFC East Divisional set this week when they travel to the Meadowlands to face the New York Jets. The Patriots opened the season last Monday with a 25-24 victory over the Buffalo Bills. This week's game will be the third time in franchise history that the Patriots have opened with back-to-back games against the Buffalo Bills and the New York Jets. They opened the 1968 and the 2006 seasons in games against the Bills and Jets.

The Patriots will look to take the lead in their all-time series against New York, with the teams entering this week deadlocked at 49-49-1. The team's split the annual series last season.

The Jets are 1-0 after a 24-7 win at Houston last Sunday.

BROADCAST INFORMATION

TELEVISION: This week's game will be broadcast to a regional audience by **CBS** and can be seen in Boston on **WBZ-TV Channel 4**. **Greg Gumbel** will handle play-by-play duties with **Dan Dierdorf** providing color.

NATIONAL RADIO: This week's game will be broadcast to a national audience by **Sports USA Radio Network**. **Larry Kahn** and **Tim Perneti** will call the game with **Troy West** handling the sideline reporting.

RADIO: 98.5 FM, The Sports Hub, is the flagship station for the **Patriots Radio Network**. A complete listing of the network's 36 stations can be found in this press release. Play-by-play broadcaster **Gil Santos** is in his 33rd season as the voice of the Patriots and will call the action along with Patriots Hall of Famer **Gino Cappelletti**. Santos and Cappelletti are celebrating their 26th season as a tandem.

DIVISIONAL DOMINANCE

The New England Patriots own a 40-11 (.783) record in regular season AFC East games since the beginning of the 2001 season, compiling the best intra-division record of any team in the NFL over the last eight seasons.

NFL'S TOP DIVISIONAL RECORDS SINCE 2001

Team	W	L	T	Pct.
New England Patriots	40	11	0	.783
Pittsburgh Steelers	39	13	0	.750
Indianapolis Colts	36	15	0	.706
Green Bay Packers	35	16	0	.686

AFC EAST DIVISIONAL RECORDS SINCE 2001

Team	W	L	T	Pct.	Div. Titles	Years
New England	40	11	0	.783	5	2001, 2003-07
New York Jets	25	25	0	.500	1	2002
Miami	20	30	0	.400	1	2008
Buffalo	17	34	0	.333	0	---

NOTES: The Indianapolis Colts were members of the AFC East in 2001 and compiled a 3-5 divisional record that season. In 2002, the Patriots and Jets both finished with a 9-7 overall record and a 4-2 divisional record, but the Jets claimed the division title by virtue of having a better record against common opponents. In 2008, the Patriots and Dolphins both finished with an 11-5 overall record and a 4-2 divisional record and were tied in games against common opponents, but the Dolphins claimed the division title by virtue of having a better conference record.

MEDIA CONTACTS

PATRIOTS MEDIA RELATIONS OFFICE: 508-384-4203

Stacey James Vice President of Media Relations staceyj@patriots.com 508-384-9105
Aaron Salkin Asst. Director of Media Relations.. arons@patriots.com 508-326-6870
Scott Barboza Media Relations Assistant. scottb@patriots.com 508-384-9195
Christy Berkery Media Relations Assistant christyb@patriots.com 508-549-0518
Tara Bertrand Administrative Assistant..... tarab@patriots.com 508-384-4311
Jeff Cournoyer Dir. of Corporate Communications jeffco@patriots.com 508-549-0492



PATRIOTS 50TH ANNIVERSARY

50TH ANNIVERSARY

The Patriots are celebrating their 50th anniversary season in 2009 through a series of acknowledgements and dedications. The 50th season logo will appear throughout the 2009 season in Gillette Stadium, on Patriots.com, on items in the ProShop and in Patriots publications. For the Patriots and their fans, this season is one to celebrate a franchise that has grown from humble beginnings to become the winningest franchise in the NFL over the last 15 seasons.



ALL-TIME LISTS

Over the course of the year, the Patriots are unveiling a series of 20 "Top 10 All-Time" lists for fans to discuss and debate on Patriots All-Access and Patriots.com. Fans have the opportunity to vote for Top 10s in each of the 20 categories at Patriots.com. Fans can also rank the Top 50 Moments in Franchise History, and the Top 10 Moments, as chosen by the fans, will be unveiled over the course of the season.

ALL-TIME TEAM

In recognition of the 50th anniversary, the Patriots' Hall of Fame nominating committee has selected an All-Time Team recognizing the greatest players at each position to play for the Patriots over 50 years. The Patriots' All-Time Team was recognized in the Patriots' home-opener against Buffalo on Sept. 14.



ALL-TIME HEAD COACH AND HONORARY CAPTS.

Bill Belichick – Head Coach
Gino Cappelletti - Honorary Offensive Captain
Tedy Bruschi – Honorary Defensive Captain

ALL-TIME OFFENSE

Bruce Armstrong – T	Stanley Morgan - WR
Matt Light – T	Troy Brown – WR
John Hannah - G	Irving Fryar – WR
Logan Mankins – G	Tom Brady – QB
Jon Morris – C	Jim Nance – RB
Ben Coates – TE	Sam Cunningham – RB

ALL-TIME DEFENSE

Julius Adams – DE	Steve Nelson - ILB
Richard Seymour – DE	Nick Buoniconti - ILB
Houston Antwine – DT	Mike Haynes - CB
Vince Wilfork – DT	Ty Law - CB
Andre Tippett – OLB	Fred Marion - S
Mike Vrabel – OLB	Rodney Harrison - S

ALL-TIME SPECIALISTS

Adam Vinatieri – PK	Rich Camarillo – P
Kevin Faulk – Returner	Mosi Tatupu – Special Teams

AFL LEGACY GAMES


This season also marks the 50th anniversary for the American Football League (AFL), of which the Patriots were an original member. The Boston Patriots, who hosted the AFL's first regular season game on Sept. 9, 1960 at Boston University Field, were featured in the NFL's first "AFL Legacy Game" on the opening weekend of the 2009 season on Sept. 14, 2009, when the Patriots hosted the



Buffalo Bills at Gillette Stadium on Monday Night Football. It was the first of four "AFL Legacy Games" in which the Patriots will appear this season (at Den, vs. Ten and at Mia). The Patriots will wear red and white "throwback" uniforms in those games, replicating the uniforms worn by the 1963 team that claimed the franchise's first division title and competed in the franchise's first league championship game. Patriots coaches will also wear apparel featuring the Pat Patriot logo.

GAMEDAY PROGRAM DESIGN

The original "Pat Patriot" was born in 1960 when newspaper cartoonist Phil Bissell was assigned to sketch a reaction upon the announcement that Boston's American Football League team would be called the Patriots. From his original "Pat" cartoon, Bissell became forever linked with the franchise that wore a copy based off of his original figure on its helmets from 1961 to 1992. Bissell, a resident of Rockport, Mass., also contributed stylized "Pat Patriot" cartoons to the covers of over 50 Patriots game programs throughout the team's AFL seasons from 1960-69. In recognition of the Patriots 50th anniversary, Bissell has been commissioned to create the covers of this season's *Patriots GameDay* magazines in the same style of those early covers.



50TH ANNIVERSARY AFL EXHIBIT

The Hall at Patriot Place presented by Raytheon is a monument to 50 years of Patriots history. In recognition of both the Patriots' 50th anniversary and the 50th anniversary of the AFL, The Hall will feature a special exhibit throughout the 2009 season of game-worn jerseys, helmets and other memorabilia from the AFL era. For more information visit thehallatpatriotplace.com or call 508-698-4800.



PATRIOTS-JETS

SERIES HISTORY

The Patriots and Jets will meet for the 100th time since the series between the AFC East rivals began in 1960. The annual series is even at 49-49-1. The teams split the season series last season with the Patriots beating the Jets, 19-10, at the Meadowlands and the Jets beating the Patriots, 34-31 in overtime, at Gillette Stadium. The Patriots have won 11 of



their last 13 games against the Jets (including one playoff game). The Patriots have swept the season series with the Jets in four of the last six seasons. New England is 20-11 against the Jets since Robert Kraft purchased the team in 1994. New England's 49 victories over the Jets (including two playoff wins) are the

second most over any single opponent, trailing only Buffalo with 59 all-time wins.

A complete listing of the results of games between the New England Patriots and the New York Jets/New York Titans can be found on page 289 of the 2009 Patriots Media Guide.

SERIES BREAKDOWN

New England 49, New York 49, 1 Tie

(Including New England 2, New York 0 in Playoffs)

Home Record 25-24-1 (incl. 1-0 in playoffs)

Record in Foxborough 21-18

Gillette Stadium 5-3

Foxboro Stadium 16-15

Record in Boston 4-5-1

Record in Birmingham, Alabama 0-1

Away Record 24-25 (incl. 1-0 in playoffs)

Giants Stadium 17-9 (incl. 1-0 playoffs)

Shea Stadium 5-14

Polo Grounds 2-2

Seasonal Sweeps Jets 14 (most recent '00), Patriots 13 ('07)

Bill Belichick vs. N.Y. Jets 14-7 (13-6 with New England)

TALE OF THE TAPE

2008 Regular Season	New England	New York Jets
Record	11-5	9-7
Divisional Standings	2nd	3rd
Total Yards Gained	5,847	5,307
Total Offense (Rank)	365.4 (5)	331.7 (16)
Rush Offense	142.4 (6)	125.3 (9)
Pass Offense	223.1 (12)	206.4 (16)
Points Per Game	25.6 (8)	25.3 (9)
Total Yards Allowed	4,944	5,270
Total Defense	309.0 (10)	329.4 (16)
Rush Defense	107.6 (15)	94.9 (7)
Pass Defense	201.4 (11)	234.5 (29)
Points Allowed/Game	19.3 (8)	22.3 (18)
Possession Avg.	32:09	30:28
Sacks Allowed/Yards Lost	48/221	30/213
Sacks Made/Yards	31/239	41/253
Passing TD/Int (off.)	21/11	22/23
Passing TD/Int (def.)	27/14	23/14
Total Touchdowns	43	48
Penalties Against/Yards	57/501	77/569
Punts/Avg.	50/44.0	59/42.2
Field Goals Made/Att.	36/40	24/29
Takeaway/Giveaway Ratio	+1	-1

PATRIOTS-JETS QUICK HITS

- The Patriots have an eight-game winning streak against the Jets at the Meadowlands.
- This week's game will be the Patriots last regular-season game at the Meadowlands, with the Jets new stadium scheduled to open in 2010.
- The Patriots held the Jets to 17 points or fewer in six straight games until the Jets beat the Patriots 34-31 in overtime in the second meeting last season (11/13/08 at Gillette Stadium).
- This week's game will mark the 100th meeting between the Patriots and Jets. The Jets have been the Patriots' most frequent opponent over the years – Buffalo ranks second with 99 meetings.
- The Patriots are 13-6 against the Jets since 2000.

RECENT PATRIOTS-JETS GAMES

The Patriots and Jets have played 17 times since 2001, with New England holding a 13-4 advantage in those games. Since 2003, the Patriots are 11-2 against the Jets and have allowed New York to score more than 17 points in a game just two times over that span.

PATRIOTS-JETS SERIES SINCE 2001

Patriots 13, Jets 4

Date	Result	Score	H/A	Stadium
09/23/01	L	3-10	H	Foxboro Stadium
12/02/01	W	17-16	A	Giants Stadium
09/15/02	W	44-7	A	Giants Stadium
12/22/02	L	17-30	H	Gillette Stadium
09/21/03	W	23-16	H	Gillette Stadium
12/20/03	W	21-16	A	Giants Stadium
10/24/04	W	13-7	H	Gillette Stadium
12/26/04	W	23-7	A	Giants Stadium
12/04/05	W	16-3	H	Gillette Stadium
12/26/05	W	31-21	A	Giants Stadium
09/17/06	W	24-17	A	Giants Stadium
11/12/06	L	14-17	H	Gillette Stadium
01/07/07*	W	37-16	H	Gillette Stadium
09/09/07	W	38-14	A	Giants Stadium
12/16/07	W	20-10	H	Gillette Stadium
09/14/08	W	19-10	A	Giants Stadium
11/13/08	L	31-34 OT	H	Gillette Stadium

*-Playoffs

PASSING PERFORMANCES

Tom Brady owns a 12-2 record against the Jets as a starting quarterback including regular-season and playoff games. Brady's 12 overall victories over the Jets are his second highest total over a single opponent, trailing only his 14 wins over the Buffalo Bills. Since 2003 against the Jets, Brady has thrown just four interceptions in 11 games.

Tom Brady vs. Jets (12-2 as a starter)

Date	A	C	Yd	%	TD	I	Rating	W/L	Score
09/23/01	10	5	46	.500	0	0	62.9	Did Not Start	
12/02/01	28	20	213	.714	0	0	93.3	W	17-16
09/15/02	35	25	269	.714	2	1	100.8	W	44-7
12/22/02	37	19	133	.514	1	1	57.6	L	17-30
09/21/03	25	15	181	.600	0	0	82.3	W	23-16
12/20/03	25	15	138	.600	2	0	101.8	W	21-16
10/24/04	29	20	230	.690	1	0	104.1	W	13-7
12/26/04	32	21	264	.656	2	0	112.0	W	23-7
12/04/05	37	27	271	.730	0	0	93.4	W	16-3
12/26/05	29	18	185	.621	2	1	89.0	W	31-21
09/17/06	29	15	220	.517	1	1	73.9	W	24-17
11/12/06	36	24	253	.667	1	1	84.6	L	14-17
01/07/07*	34	22	212	.647	2	0	101.6	W	37-16
09/09/07	28	22	297	.786	3	0	146.6	W	38-14
12/16/07	27	14	140	.516	0	1	51.5	W	20-10
Totals	441	282	3052	.639	17	6	91.4		12-2

*playoff game



PATRIOTS-JETS

CONNECTIONS

- Jets **QB Coach Matt Cavanaugh** was a 2nd round selection of the Patriots in 1978 and spent five seasons with New England.
- Jets **WR Coach Henry Ellard** was a member of the New England Patriots during the 1998 season.
- Patriots **WR Randy Moss** is currently in ninth place on the NFL's all-time receiving yardage list with 13,342 receiving yards, 435 yards behind Jets **WR Coach Henry Ellard**, who sits in eighth place.
- Jets backup **QB Erik Ainge** is the nephew of Boston Celtics General Manager Danny Ainge and the grandson of Don Ainge, a draftee of the Boston Red Sox.
- Jets **TE Kareem Brown** was originally a fourth round draft choice of the Patriots in 2007. He was acquired by the Jets off waivers 11/28/07.
- Patriots **QB Tom Brady** and Jets **K Jay Feely** were teammates at Michigan from 1996-1999.
- Patriots **DL Jarvis Green** and Jets **DE Howard Green** are cousins.
- Jets **S James Ihdigbo** is a native of Amherst, Mass. and walked onto the UMass football team where he started for three years and was a captain his senior year.
- Jets **LB/Special Teamer Larry Izzo** was a member of the New England Patriots for 8 seasons, from 2001-2008. Larry so enjoyed his time in the area that he named his first-born son "Boston", born in the spring of 2009.
- Jets **T Damien Woody** won 2 Super Bowls as a member of the Patriots from 1999-2004. Woody also attended Boston College and was a three-year starter from 1996-1998.
- Patriots **LB Jerod Mayo** and Jets backup **QB Erik Ainge** both 'Volunteered' for the Tennessee football team together from 2005-2007.
- Patriots **S Brandon McGowan** and Jets **DE Mike DeVito** were teammates at Maine in 2003-2004.
- Patriots **RB Kevin Faulk** and Jets **G Alan Faneca** were Tiger teammates at LSU from 1995-1997.
- Patriots **LB Pierre Woods** and Jets **LB David Harris** were teammates at Michigan from 2003-2005.
- Jets **QB Kevin O'Connell** was waived by the Patriots August 30, 2009, claimed by the Lions September 1, and subsequently traded to the Jets September 6.
- Patriots **S Brandon McGowan** and Jets **RB Thomas Jones** played together for the Chicago Bears from 2005-2006.
- Patriots **WR Sam Aiken** and Jets **S Sam Leonhard** both played for the Buffalo Bills from 2005-2007.
- Patriots **LB Tully Banta-Cain** and Jets **CB Donald Strickland** played for the 49ers in 2007 & 2008.
- Patriots **TE Chris Baker** was a Jet from 2002-2008 and registered a career high 8 receptions in a game @ New England 12/16/07.
- Patriots **LB Adalius Thomas** and Jets **DE Marques Douglas** played with Jets **LB Bart Scott** in Baltimore from 2002-2004.
- Patriots **G Kendall Simmons** and Jets **G Alan Faneca** played together for the Pittsburgh Steelers from 2002-2007.
- Patriots head coach **Bill Belichick** was the Jets' assistant head coach/secondary for three seasons (1997-99).
- Defensive line coach **Pepper Johnson** played for two seasons with the Jets from 1997-98 before retiring in 1999.

LAST MEETINGS PATRIOTS 19, JETS 10

September 14, 2008 ★ Giants Stadium (Att: 78,554)

	1	2	3	4	Final
New England Patriots	3	3	10	3	— 19
New York Jets	0	3	0	7	— 10

The Patriots began the year with a 2-0 record for the third straight season and won their 21st consecutive regular-season game, a 19-10 road divisional victory over the New York Jets. Matt Cassel, in his first career start at quarterback, completed nearly 70 percent of his passes, while Stephen Gostkowski hit all four of his field goal attempts to help the Patriots to victory. New England's defense allowed just 10 points for the second straight week, and a key interception by Brandon Meriweather in the third quarter set up a New England touchdown that gave the Patriots a solid lead.

CASSEL WINS FIRST CAREER START

Matt Cassel made his first career start at quarterback and completed 16-of-23 passes (69.6 percent) for 165 yards and a passer rating of 89.9 in helping the Patriots to a 19-10 divisional win on the road. New England started the season with a 2-0 record for the third straight year and for the fifth time in the nine seasons since Bill Belichick became head coach in 2000.

MERIWEATHER'S FIRST CAREER INTERCEPTION SETS UP TOUCHDOWN

Brandon Meriweather recorded his first career interception, picking off a Brett Favre pass at the Jets' 44-yard line in the third quarter and returning it 13 yards to give the Patriots possession at the New York 31-yard line. The play set up a 6-play, 31-yard drive that ended in a 1-yard scoring plunge by Sammy Morris that gave the Patriots a 13-3 lead. Meriweather was selected by the Patriots in the first round (24th overall) of the 2007 NFL Draft out of Miami.

JETS 34, PATRIOTS 31 (OT)

November 13, 2008 ★ Gillette Stadium (Att: 68,756)

	1	2	3	4	OT	Final
New York Jets	10	14	0	7	3	— 34
New England Patriots	3	10	8	10	0	— 31

The Patriots lost an overtime game for the first time since 2000, falling to the Jets, 34-31. New England came all the way back from a 24-6 second-quarter deficit to force overtime on a 16-yard touchdown pass from Matt Cassel to Randy Moss with one second left in regulation to tie the game at 31. The Patriots' 511 total net yards in the game were the franchise's highest single-game total since gaining a franchise-record 579 total net yards on Sept. 9, 1979.

OVERTIME STREAK SNAPPED

Prior to the 34-31 defeat to the Jets, the Patriots had won an NFL-record eight straight overtime games (including playoffs). The streak dated back to 2000. The last time the Patriots lost an overtime game was on Nov. 5, 2000, when the Buffalo Bills won 16-13 at Foxboro Stadium. Before falling to the Jets, the Patriots' last overtime game was on Nov. 23, 2003 at Houston, and New England claimed a 23-20 win. The overtime game against the Jets was the third in Gillette Stadium history, with the others being a 41-38 win over Kansas City on Sept. 22, 2002 and a 27-24 win over Miami on Dec. 29, 2002.

MOSS SCORES

Randy Moss caught a 16-yard touchdown pass from Matt Cassel with one second left in the fourth quarter. The ensuing extra point tied the game at 31 and sent the contest into overtime.



LAST WEEK: PATRIOTS VS. BUFFALO

PATRIOTS 25, BILLS 24

September 14, 2009 ★ Gillette Stadium

	1	2	3	4	Final
Buffalo Bills	7	7	3	7	— 24
New England Patriots	0	10	0	15	— 25

Quarterback Tom Brady threw two touchdown passes to TE Benjamin Watson in the final two minutes of the game to rally the Patriots from a 24-13 deficit and give the team a 25-24 victory on Monday Night Football. The win was the Patriots' 12th-straight against the Buffalo Bills.

Brady led the Patriots to victory following a fourth quarter deficit or tie for the 29th time in his career. On the final two scoring drives, he completed 11-of-13 passes for 112 yards and two touchdowns. After an 18-yard touchdown pass to Watson with 2:10 remaining to cap an 11-play, 81-yard drive that cut the deficit to 24-19, the comeback was aided by a huge special teams play on the ensuing kickoff. LB Pierre Woods forced a fumble on the return that was recovered by K Stephen Gostkowski at the Buffalo 31-yard line. Three plays later, Brady hit Watson for a 16-yard score and a 25-24 lead. Buffalo got the ball back with 45 seconds to play, but the Patriots defense held strong to secure the win.

Brady finished with 39 completions on 53 pass attempts for 378 yards. Wide receivers Randy Moss and Wes Welker each hauled in 12 catches for the Patriots, with each player tying the team's fifth highest single-game reception total. Moss finished with 12 receptions for 141 yards, while Welker had 12 receptions for 93 yards.

The night did not get off to a great start for New England with the Patriots falling behind 14-10 at the half. After missing a 41-yard field goal attempt, Buffalo went on a 6-play, 68-yard drive that ended in a touchdown pass from QB Trent Edwards to TE Shawn Nelson. The Patriots tied the game on their first offensive series in the second quarter after RB Kevin Faulk converted two big third downs to keep alive a 14-play, 72-yard drive that ended in a 1-yard touchdown run by RB Fred Taylor. Any momentum the Patriots gained by that touchdown was killed on the next series when Brady's pass attempt was intercepted and returned 26 yards for a score by Buffalo DE Aaron Schobel for a 14-7 lead. New England closed to 14-10 before the half, and was trailing 17-13 when the Bills took a 24-13 lead with 5:32 left in regulation.

The Patriots have not lost a regular-season game with Brady at the helm since December 10, 2006.

BRADY TURNS IN 29TH CAREER COMEBACK WIN

Tom Brady led the Patriots to victory following a fourth-quarter deficit or tie for the 29th time in his career, as the Patriots rallied to a 25-24 win after trailing 24-13 with 5:32 remaining. On the Patriots' final two scoring drives, Brady completed 11-of-13 passes for 112 yards and two touchdowns. He had an 18-yard touchdown pass to Benjamin Watson with 2:10 remaining to cap off an 11-play, 81-yard drive and cut the deficit to 24-19. After the Patriots recovered a fumble on the ensuing kickoff, Brady directed a 3-play, 31-yard drive that ended in a 16-yard scoring toss to Watson and a 25-24 Patriots lead. The Patriots' comeback against the Bills came following a deficit remarkably similar to their 27-24 comeback win against the Dolphins on Dec. 29, 2002 – in that game they trailed 24-13 with 4:59 remaining in the contest and also came back for the victory.

WATSON HAULS IN TWO LATE TDs

Benjamin Watson caught a pair of touchdown passes in the final 2:10 of the game as the Patriots came back from a 24-13 deficit to rally for a 25-24 win. Watson, who had two touchdown

catches in the 2008 season, tied his career high with his third career regular-season game with two touchdown receptions.

MOSS TIES CAREER HIGH WITH 12 RECEPTIONS

Randy Moss caught 12 passes for 141 yards, tying his single-game career high for receptions. Moss also had 12 catches in a 204-yard effort while playing for Minnesota at Chicago on Nov. 14, 1999. Prior to tonight, his best single-game reception total with the Patriots came in a 10-catch outing at Buffalo on Nov. 18, 2007. Moss's 141 receiving yards are his third-highest total since joining the Patriots in 2007.

BRADY TIES SINGLE-GAME HIGH FOR COMPL.

Tom Brady's 39 completions against Buffalo are the most in his career in a non-overtime game and tie his overall career high. He also had 39 completions against Kansas City on Sept. 22, 2002 in a 41-38 overtime win at Gillette Stadium. His 378 yards are his fifth-highest single-game career total, trailing his career-best 410 yards in that same 2002 contest against Kansas City. Brady's 53 attempts against Buffalo tie his sixth-highest single-game career total, trailing his career-best of 55 attempts (11/10/02 and 9/24/06).

MOSS AND WELKER BOTH HAUL IN 12 CATCHES

Randy Moss and Wes Welker each hauled in 12 catches for the Patriots, with each player tying the team's fifth-highest single-game reception total. The game is the first time in team history that two players have had at least 12 catches in the same game. The last time the Patriots had two or more players with at least 10 catches in the same game was on Nov. 13, 1994, when Leroy Thompson had 11 catches, Ben Coates had 10 and Michael Timpson had 10 catches in a 26-20 overtime win over Minnesota.

MOSS RECORDS 60TH 100-YARD GAME

Moss finished the night with 12 receptions for 141 yards. The game marks his 60th career 100-yard receiving game, moving him into sole possession of second place in NFL history in that category (Jerry Rice, 76). Marvin Harrison ranks second in league annals with 59 100-yard games. Moss now has 14 100-yard receiving games as a member of the Patriots, and the Patriots are 14-0 when Moss has a 100-yard receiving game.

RECORD FOR CONSEC. WINS AGAINST OPPT.

The Patriots defeated the Bills for the 12th straight time, a streak that dates back to 2003, and now stands as the longest winning streak against a single opponent in Patriots history. New England topped the previous record of 11 straight wins against an opponent, achieved against the Bills from the 1982-87 seasons.

TWO-SACKS FOR BANTA-CAIN

Tully Banta-Cain had two sacks in his return to the Patriots, recording his second career game with at least two sacks (2.5 at Minnesota, 10/30/06). His second sack came on a key third down as the Patriots were holding off a last-minute Bills comeback bid, as he dragged Trent Edwards down for a 10-yard loss in the final minute with the Bills 10 yards away from field goal range. Banta-Cain also recorded a 6-yard sack in the third quarter. The sacks raised Banta-Cain's career total to 14. Banta-Cain re-joined the Patriots in 2009 after beginning his career in New England from 2003-06. He had eight sacks in his previous stint with the Patriots, including a career-high 5.5 sacks in 2006.

QUICK HITS

- The game marked Tom Brady's 24th career 300-yard passing game in the regular season, with the Patriots improving to 22-2 in those contests. Drew Bledsoe has a team-record 26 300-yard regular-season passing games.
- The game was Tom Brady's 21st consecutive regular-season victory as a starting quarterback.
- The Patriots have won all 18 regular-season games in which both Tom Brady and Randy Moss have started.



INSIDE THE NUMBERS

MILESTONES APPROACHING

1

The number of wins the Patriots need to reach 400 total wins. New England's all-time record is 399-367-9.

1

The number of touchdown passes QB Tom Brady needs to become the 27th NFL player to throw for 200 touchdowns.

8

The number of wins in home-openers at Gillette Stadium. The Patriots are a perfect 8-0 in home-openers at Gillette Stadium.

15

The number of touchdown receptions Randy Moss needs to become the second player in NFL history with 150 receiving touchdowns. Moss can join Jerry Rice (197) as the only players in NFL history with 150 receiving touchdowns. In 11 seasons, Moss has 135 touchdown receptions.

15

The number of field goals K Stephen Gostkowski needs to take over 4th place on the Patriots' all-time field goal list.

18

The number of receptions WR Joey Galloway needs to become the 30th player in NFL history with 700 career receptions.

45

The number of receptions WR Randy Moss needs to become the 10th player in NFL history to surpass 900 career receptions.

63

The number of passing yards QB Tom Brady needs to pass Steve Grogan for second place on the Patriots' All-time list.

290

The number of receiving yards WR Joey Galloway needs to become the 21st player in NFL history with 11,000 yards receiving.

215

The number of rushing yards RB Kevin Faulk needs to pass Dan Calhoun (3,91 yards) for fifth place on the Patriots all-time rushing list.

658

The number of yards WR Randy Moss needs to become the seventh player in NFL history to reach 14,000 yards. Moss enters the 2009 season in 9th place all-time with 13,201 receiving yards.

PATRIOTS HALL OF FAME

1

The number of contributors in the Patriots Hall of Fame after Chairman and CEO Robert Kraft inducted William H. "Billy" Sullivan, the team's founder this year.

2

The number of Patriots Hall of Famers who also won League MVP honors (Gino Cappelletti in 1964 and Jim Nance in 1966).

4

The number of Patriots Hall of Famers who are also in the Pro Football Hall of Fame (John Hannah, Andre Tippett, Mike Haynes and Nick Buoniconti).

14

The number of players in the Patriots Hall of Fame following the induction of former RB Jim Nance.

104.1

The average number of rushing yards Nance had per game during his MVP season in 1966, which still remains a Patriots single-season record.

STREAKING

162

The number of consecutive home games the Patriots have sold out. The streak includes every preseason, regular-season and playoff game since the 1994 regular-season opener.

7

The number of consecutive seasons in which the Patriots have won nine or more regular-season games. They are the only team in the NFL to have won at least nine games in each of the last seven seasons entering 2009.

12

The number of consecutive regular-season games the Patriots have won when a New England player has a 100-yard rushing game. The last time New England lost a game in which one of its runners broke the 100-yard mark was on Dec. 20, 2004, when the Patriots lost 29-28 at Miami despite a 121-yard effort by Corey Dillon.

13

The number of consecutive regular-season victories the Patriots have recorded against NFC teams, a streak that dates back to 2005.

THE KRAFT ERA

3

The number of Super Bowl championships the Patriots have won since Robert Kraft purchased the team in 1994. That mark is the highest total in the NFL over that span. Only Denver (2; 1997 and 1998) and Pittsburgh (2; 2005 and 2008) have won multiple Super Bowl titles since 1994.

5

The number of conference championships the Patriots have won since Robert Kraft purchased the team in 1994. That mark is the highest total in the NFL over that span. Pittsburgh has won three conference titles since 1994.

17

The number of playoff games the Patriots have won since Robert Kraft purchased the team in 1994. That mark is the highest total in the NFL over that span. Pittsburgh ranks second with 15 playoff wins over that span.

24

The number of playoff games the Patriots have appeared in since 1994. The mark is the highest in the NFL, ahead of the 23 games played by Pittsburgh.

THE BELICHICK ERA

4

Bill Belichick is one of just four head coaches to win three championships since the Super Bowl era began following the 1966 season. Coach Belichick joins three members of the Pro Football Hall of Fame in the exclusive club (Chuck Knoll 4, Joe Gibbs 3, and Bill Walsh 3). Belichick is the only coach to win three Super Bowls in the post-1993 salary cap era.

8

The number of consecutive home-opening wins in Belichick's nine Patriots seasons.

98-31

The Patriots' record since 2001 under Head Coach Bill Belichick. Under Belichick, the Patriots have won 75.9 percent of their regular-season games, recording the highest winning percentage of any major American professional sports team over that span.

117

The number of wins Coach Belichick has recorded since becoming Patriots head coach in 2000.



PATRIOTS FOOTBALL NETWORK

The **Patriots Football Network** (PFN) is the full portfolio of media offerings from the three-time Super Bowl Champion New England Patriots. PFN provides Patriots content produced both in-house and with media partners spanning print, television, radio and the Internet.

PATRIOTS ALL ACCESS

T Emmy-Award winning Patriots All Access airs weekly throughout the season on WBZ, Channel 4 in Boston and regional affiliates. Patriots All Access features exclusive, behind-the-scenes access and in-depth weekly features on Patriots players and personnel. Hosted by WBZ's Steve Burton, the show features weekly sit-downs with Coach Bill Belichick, including the popular "Belestrator" segment where the coach breaks down upcoming opponents.



Saturdays at 7:00 p.m and Sundays at 10:00 a.m. on **WBZ-TV Channel 4 in Boston**

Sundays at 10:00 a.m. on **WNAC-TV in Providence**; Saturdays at 12:05 a.m. on **WMUR-TV in Manchester, N.H.**

Saturdays at 5:00 a.m. on **WMTW-TV in Portland, Maine**; Saturdays at 5:00 p.m. on **WCTX-TV in Hartford, Conn.**

Saturdays at 7:00 p.m. on **WFXQ-TV in Springfield, Mass.**; Sundays at 11:00 a.m. on **WVII-TV in Bangor, Maine**

TOTALLY PATRIOTS



Totally Patriots, a youth-oriented football show, airs each Sunday morning on WSBK, Channel 38 in Boston. Each week, Totally Patriots allows the next generation of Patriots fans unprecedented access to their favorite players, enabling them to ask questions in a relaxed, informal setting. The program also includes the opportunity to win college scholarships by writing weekly essays on the Patriots.

PATRIOTS TODAY AND PATRIOTS THIS WEEK

PATRIOTS TODAY: Available daily at Patriots.com and on Verizon Fios on Demand

PATRIOTS THIS WEEK: Saturdays at 10:00 p.m. on WSBK Channel 38 *Patriots Today* gives fans a daily, in-depth look at the club that is unmatched by any other outlet. The show is hosted by Kristina Akra with daily reports from Brian Lowe and twice-weekly analysis from PFW's Paul Perillo. This daily Webcast is dedicated exclusively to the Patriots and provides daily features, reports and commentary that will satisfy every fan's daily Patriots fix. Every Saturday night during the season on Channel 38, Kristina Akra will bring you *Patriots This Week*, providing a thorough recap of each week's developments.

PATRIOTS.COM NEWS

Patriots.com features daily updates and exclusive content from the writers of *Patriots Football Weekly*, offering everything from breaking news to player features and the popular "Ask PFW" postings.

VIDEO

The first professional sports team website to offer streaming video provides Patriots fans with a variety of exclusive video content. Visitors can choose their channel and watch exclusive video from news to cheerleaders. Patriots.com also features video of every Patriots press conference, including postgame press conferences and Coach Belichick's weekday media updates.

AUDIO

Patriots Web Radio programming is available exclusively on Patriots.com beginning at noon each day, Monday through Friday. Kicking off the programming lineup is PFW In Progress, a daily online program that features candid commentary from the writers of *Patriots Football Weekly*. Following PFW In Progress is Patriots Playbook, hosted by John Rooke, featuring items from around the NFL. Stay tuned for the debut of new shows during the 2009 season. Patriots.com also offers streaming audio of every Patriots press conference, as well as archives of Patriots.com Radio shows. Patriots.com provides podcasts of Patriots.com radio offerings as well as exclusive content.

PATRIOTS MONDAY ON WEEI

WEEI Sports Radio broadcasts Patriots Monday each week, offering fans unique insight and analysis from Coach Belichick and Tom Brady in addition to other Patriots players. WEEI will broadcast Patriots Monday live from Gillette Stadium each Monday, kicking off with Dennis & Callahan at 6:00 a.m.

PATRIOTS FRIDAY ON WEEI

WEEI Sports Radio broadcasts Patriots Friday each week, offering fans a look ahead at the weekend's game, match ups and rivalries. Various Patriots players will be featured on air. WEEI will broadcast Patriots Fridays each week throughout the season, kicking off with Dennis & Callahan at 6:00 a.m., followed by Dale & Holley at 10:00 a.m. and The Big Show with Glenn Ordway from 2:00 to 6:00 p.m.

98.5 THE SPORTS HUB PATRIOTS RADIO NETWORK

A new era in Patriots Radio history begins this season, with the move of the game broadcasts to 98.5 FM, Boston's Sports Hub. The transition to Boston's new all-sports radio station insures that Patriots fans will continue to hear every kick, block and tackle in stereo, and without static, in crystal-clear FM quality. Fans all over New England will be able to listen in to any of 36 stations on the Safety Insurance 98.5 The Sports Hub Patriots Radio Network, starting with Patriots Preview three hours before kickoff, and capped off with Patriots Postgame for three hours after the final gun.



FLAGSHIP STATION 98.5 FM Boston's Sports Hub

MASSACHUSETTS

WAQY	Springfield	102.1 FM
WBEC	Pittsfield	1420 AM
WPKZ	Fitchburg	1280 AM
WNAW	N. Adams	1230 AM
WBSM	New Bedford	1420 AM
WPVQ	Greenfield	95.3 FM
WSAR	Fall River	1480 AM
WSBS	Gt. Barrington	860 AM
WWFX	Worcester	100.1 FM
WXTK	Hyannis	95.1 FM

MAINE

WEBB	Augusta	98.5 FM
WWMJ	Bangor	95.7 FM
WBLM	Portland	102.9 FM
WEGP	Presque Isle	1390 AM

CONNECTICUT

WCCC	Hartford	106.9 FM
WXML	New London	104.7 FM
WINY	Putnam	1350 AM
WGCH	Greenwich	1490 AM

NEW HAMPSHIRE

WTPL	Concord	107.7 FM
WSAK	Hampton	102.1 FM
WWHQ	Laconia	101.5 FM
WKNE	Keene	99.1 FM
WSHK	Portsmouth	105.3 FM
WSMN	Nashua	1590 AM
WPQK	N. Conway	103.7 FM
WGAM	Manchester	1250 AM

RHODE ISLAND

WPRO	Providence	630 AM
WEAN	Providence	99.7 FM

VERMONT

WBTN	Bennington	1370 AM
WORK	Barre	107.1 FM
WKVT	Brattleboro	92.7 FM
WEAV	Burlington	960 AM
WIKE	Newport	1490 AM
WEXP	Rutland	101.5 FM
WSTJ	St Johnsbury	1340 AM
WMXR	Woodstock	93.9 FM



ROBERT KRAFT NEWS & NOTES

Since Robert Kraft purchased the team in 1994, the Patriots have experienced one of the most dramatic turnarounds in the history of sports. In 15 seasons of ownership, Kraft has transformed one of the league's least successful clubs into what many observers view as a model NFL franchise. In the five seasons immediately preceding his purchase (1989-93), the Patriots were a moribund team, winning just 19 of 80 games (.311 pct.) and recording the worst record in the NFL over that span. When he bought the franchise on Jan. 21, 1994, Kraft announced his intention to bring a championship to New England, a tall order considering the team's previous success rate. But under Kraft's leadership, the Patriots have won eight division titles, five conference crowns and three Super Bowl championships. The Patriots have made five Super Bowl appearances since Kraft purchased the team, a period during which no other NFL franchise has earned more than three berths.



	Pre-Kraft 1960-93	1989-93	Kraft Era 1994-08
Overall Record	225-276-9	19-61	173-91
Winning Pct.	.450	.311	.655
Super Bowl Titles	0	0	3
Conference Titles	1	0	5
Division Titles	3	0	8
Playoff Seasons	5	0	10
Playoff Record	4-6	--	17-7
Home Playoff Games	1	0	11
Home Playoff Record	0-1	--	11-0

A CHAMPIONSHIP TRADITION

The Patriots, the Los Angeles Lakers and the San Antonio Spurs are the only teams from the four major professional sports leagues to have won three titles since 2001.

MULTIPLE LEAGUE CHAMPIONSHIPS SINCE 2001

Team	League	Titles
New England Patriots	NFL	3
Los Angeles Lakers	NBA	3
San Antonio Spurs	NBA	3
Boston Red Sox	MLB	2

CHAMPIONSHIP GAME/SERIES APPEARANCES SINCE 1994

Team	League	Appearances
New York Yankees	MLB	6
Los Angeles Lakers	NBA	6
Detroit Red Wings	NHL	6
New England Patriots	NFL	5
San Antonio Spurs	NBA	4
New Jersey Devils	NHL	4

SELLOUT STREAK

In the early 1990s, the Patriots seemed destined for relocation until Robert Kraft's purchase of the team rejuvenated local interest. In 1991, the season ticket base was just 17,635, barely enough to support the club. Now, the season-ticket base stands at a capped total of 61,759 and more than 50,000 fans are on a waiting list. The Patriots have sold out 162 consecutive home games (dating back to the 1994 regular-season opener).

SUCCESS STORY

Since Robert Kraft purchased the team in 1994, the Patriots have been one of the NFL's elite franchises. Over the first 15-plus years of Kraft's ownership, the Patriots own the NFL's highest winning percentage and have won more Super Bowl titles, more conference championships and more playoff games than any other NFL team.

SINCE ROBERT KRAFT PURCHASED THE TEAM IN 1994...

TOTAL VICTORIES SINCE 1994 (Incl. Postseason)

New England Patriots	173
Pittsburgh Steelers	167
Green Bay Packers	161
Indianapolis Colts	156
Denver Broncos	154
Philadelphia Eagles	145

WINNING PERCENTAGE SINCE 1994 (Incl. Postseason)

Team	W	L	T	Pct.
New England Patriots	173	91	0	.655
Pittsburgh Steelers	167	96	1	.633
Green Bay Packers	161	100	0	.617
Denver Broncos	154	100	0	.606
Indianapolis Colts	156	104	0	.600
Philadelphia Eagles	145	114	2	.559
Minnesota Vikings	139	115	0	.547

SUPER BOWL CHAMPIONSHIPS SINCE 1994

New England Patriots	3
Pittsburgh Steelers	2
Denver Broncos	2
9 Teams	1

CONFERENCE CHAMPIONSHIPS SINCE 1994

New England Patriots	5
Pittsburgh Steelers	3
Denver Broncos	2
Green Bay Packers	2
St. Louis Rams	2
16 Teams	1

PLAYOFF VICTORIES SINCE 1994

New England Patriots	17
Pittsburgh Steelers	15
Green Bay Packers	11
Philadelphia Eagles	11
Indianapolis Colts	9

PLAYOFF GAMES PLAYED SINCE 1994

New England Patriots	24
Pittsburgh Steelers	23
Green Bay Packers	20
Philadelphia Eagles	20
Indianapolis Colts	19
Denver Broncos	13
San Francisco 49ers	13

PLAYOFF SEASONS SINCE 1994 (Including 2008)

Indianapolis Colts	11
New England Patriots	10
Green Bay Packers	10
Pittsburgh Steelers	9
Philadelphia Eagles	9
Dallas Cowboys	8

PLAYOFF WINNING PERCENTAGE SINCE 1994

Team	W	L	Pct.
New England Patriots	17	7	.708
Arizona Cardinals	4	2	.666
Pittsburgh Steelers	15	8	.652
Baltimore Ravens	7	4	.636
Denver Broncos	8	5	.615
Carolina Panthers	6	4	.600

SINCE ROBERT KRAFT PURCHASED THE TEAM IN 1994...

SINCE ROBERT KRAFT PURCHASED THE TEAM IN 1994...



BILL BELICHICK NEWS & NOTES

THE HEAD COACH

Overall Record: 154-90 (.631)
Regular Season: 139-86 (.618)
Postseason: 15-4 (.789)
With Patriots overall: 117-45 (.722)
Overall since 2001: 112-34 (.767)
Super Bowl Titles: 5 (86, 90, 01, 03, 04)
Conf. Titles: 7 (86, 90, 96, 01, 03, 04, 07)
Division Titles: 13 (75, 78, 86, 89, 90, 96, 98, 01, 03, 04, 05, 06, 07)



Bill Belichick is the only head coach in NFL history to win three Super Bowl titles in a four-year span. Belichick spent 20 years as an assistant coach in the NFL and this is his 15th season as a head coach. According to the Elias Sports Bureau he is the only man in NFL history to serve 20 or more seasons as an assistant coach and at least 15 seasons as a head coach. Over a 100-game span from 2003-08, Belichick directed the team to an 82-18 record, marking the best 100-game span for any team in NFL history. In the 2007 season, Belichick led the Patriots to the fourth undefeated and untied regular season in the NFL's 88-year history and the first since the NFL established a 16-game schedule in 1978. He has led the Patriots to the Super Bowl four times in the last eight seasons and has produced six division championships in the last eight seasons, including five straight from 2003-07. Belichick's Patriots teams own the all-time NFL records for consecutive total victories (21 from 2003-04), consecutive regular-season victories (21 from 2006-08) and consecutive playoff victories (10 from 2001-05). Belichick owns the second best postseason record in NFL history (15-4) and is the winningest NFL head coach since 2001 (111-34). From 2003-04, he directed the Patriots to back-to-back Super Bowl titles while posting consecutive 17-win campaigns. Belichick has spent more seasons in the league than any other current NFL head coach, and in that time has been a part of five Super Bowl championship teams. His overall record of 117-45 with the Patriots gives him the most victories and the best winning percentage of any head coach in franchise history.

ELITE COMPANY

Bill Belichick is one of nine NFL head coaches to win three or more championships since the league began postseason play in 1933. With the Patriots' victory in Super Bowl XXXIX, Belichick joined an exclusive club in which each of the eight other members has been enshrined in the Pro Football Hall of Fame.

HEAD COACHES WITH THREE OR MORE NFL TITLES

(Listed alphabetically)

Head Coach	Championship Team(s)
Bill Belichick	New England Patriots
Paul Brown	Cleveland Browns
Weeb Ewbank	Baltimore Colts, New York Jets
Joe Gibbs	Washington Redskins
George Halas	Chicago Bears
Curly Lambeau	Green Bay Packers
Vince Lombardi	Green Bay Packers
Chuck Noll	Pittsburgh Steelers
Bill Walsh	San Francisco 49ers

BELICHICK'S PATRIOTS RENAISSANCE

Any successful project requires a sound plan, and once head coach Bill Belichick implemented his design on the Patriots, his approach has given him the best record of any NFL head coach who has coached at least 20 games since 2001.

NFL COACHES' RECORDS SINCE 2001

Coach	Team	W	L	T	Pct.
Bill Belichick	NE	112	34	0	.767
Tony Dungy	TB/IND	101	41	0	.711
Mike Tomlin	PIT	26	11	0	.702
Wade Phillips	ATL/DAL	25	12	0	.676
Bill Cowher	PIT	70	35	1	.665
Andy Reid	PHI	91	52	1	.635
Mike Martz	STL	46	29	0	.613
Mike Sherman	GB	50	36	0	.581

BELICHICK WINS 100th REGULAR-SEASON GAME WITH PATRIOTS

The Patriots' victory over Oakland on Dec. 14, 2008 was Bill Belichick's 100th regular-season victory as Patriots head coach. His 100th victory came in his 142nd regular-season game as head coach, and only three NFL coaches have won their 100th game with a team in fewer tries – Oakland's John Madden (136 games), Miami's Don Shula (137) and Cleveland's Paul Brown (138).

AMONG THE GREATS

Coach Belichick has recorded 154 career wins and is one of 17 coaches in NFL history to win 150 or more games. Belichick owns a career winning percentage of .631, placing third in NFL history among all NFL coaches with at least 150 career victories. Belichick trails only George Halas (.671) and Don Shula (.665) on that list.

TOP WINNING PERCENTAGE AMONG HEAD COACHES WITH AT LEAST 150 WINS (INCL. POSTSEASON)

Head Coach	Team(s)	Years	W	L	T	Pct.
George Halas	CHI	1920-29,33-41,46-55,58-67	324	151	31	.671
Don Shula	BAL/MIA	1963-95	347	173	6	.665
Bill Belichick	CLV/NE	1991-95,00-09	154	90	0	.631
Joe Gibbs	WAS	1981-92,04-07	171	101	0	.629
Curly Lambeau	GB/CHC/WAS	1921-53	229	134	22	.623

NOTE: Winning percentage calculated using current NFL rules, counting a tie as a half-win, half-loss.

SUPER SUCCESS

Bill Belichick is one of just four head coaches to win three Super Bowl championships. Belichick is the only coach to win three Super Bowls in the post-1993 salary cap era.

MOST SUPER BOWL VICTORIES

HEAD COACH	TEAM	TITLES	SEASONS
Chuck Noll	PIT	4	1974, 1975, 1978, 1979
Bill Belichick	NE	3	2001, 2003, 2004
Joe Gibbs	WAS	3	1982, 1987, 1991
Bill Walsh	SF	3	1981, 1984, 1988

NOTE: Sorted by most recent championship. Super Bowls have determined NFL champion since 1966.

PLAYOFF SUCCESS

Coach Belichick has won 15 career playoff games, a total that is the fifth-highest by a head coach in NFL history.

MOST PLAYOFF WINS BY AN NFL HEAD COACH

Coach	Team(s)	Wins
Tom Landry	Dallas Cowboys	20
Don Shula	Baltimore Colts, Miami Dolphins	19
Joe Gibbs	Washington Redskins	17
Chuck Noll	Pittsburgh Steelers	16
Bill Belichick	Cleveland Browns, New England Patriots	15

POSTSEASON PROWESS

Bill Belichick is the second winningest head coach in NFL playoff history, trailing only the legendary Vince Lombardi, whose name is emblazoned on the Super Bowl trophy.

BEST POSTSEASON RECORDS IN NFL HISTORY

Head Coach	Team(s)	W	L	Pct.
Vince Lombardi	GB/WAS	9	1	.900
Bill Belichick	CLE/NE	15	4	.789

TOPS IN TEAM HISTORY

Bill Belichick is the most successful head coach in Patriots history. He has recorded more wins (117) and a higher winning percentage (.720) than any of the 13 previous head coaches.

WINNINGEST HEAD COACHES IN PATRIOTS HISTORY


Coach	Years	Career Winning Pct.	Overall W-L-T	Playoff W-L
Bill Belichick	2000-09	.722	117-45-0	14-3
Raymond Berry	1984-89	.554	51-41-0	3-2
Pete Carroll	1997-99	.549	28-23-0	1-2
Ron Meyer	1982-84	.529	18-16-0	0-1



QB TOM BRADY NEWS & NOTES

RECORDING SUCCESS

Tom Brady has quarterbacked the Patriots to victories in 88 of his 112 career regular-season starts, compiling a .786 winning percentage and giving him the best record of any quarterback in the Super Bowl Era (since 1966). Including his 14-3 record in the playoffs, he is 102-27 (.791) as a starter.



TOP WINNING PERCENTAGES IN SUPER BOWL ERA

(Since 1966, Minimum 50 Starts, Regular Season Only)

Player	Team(s)	Years	W	L	T	Pct.
Tom Brady	NE	2000-09	88	24	0	.786
Roger Staubach	DAL	1969-79	85	29	0	.746
Joe Montana	SF/KC	1979-94	117	47	0	.713

ACTIVE QUARTERBACKS WINNING PERCENTAGE

Minimum 32 Starts (two full seasons), Regular Season Only

Quarterback	Team(s)	W	L	T	Pct.
Tom Brady	NE	88	24	0	.786
Philip Rivers	SD	26	8	0	.765
Ben Roethlisberger	PIT	41	16	0	.719
Peyton Manning	IND	107	55	0	.660
Donovan McNabb	PHI	75	39	0	.658
Brett Favre	GB/NYJ/MIN	161	93	0	.634
Jake Delhomme	CAR	39	28	0	.582

MOST VICTORIES / FIRST 100 STARTS IN SUPER BOWL ERA

Player	Team(s)	1st Start	100th Start	Wins
Tom Brady	NE	9/30/01	10/14/07	76
Roger Staubach	DAL	9/20/70	9/16/79	76
Ken Stabler	OAK/HOU	10/17/71	9/21/80	72
Terry Bradshaw	PIT	9/20/70	11/27/78	68
Brett Favre	GB	9/27/92	10/25/98	68
Joe Montana	SF	12/2/79	9/18/88	68

TOM BRADY'S RECORD AS A STARTER

	Reg. Season	Playoffs	Total
Overall:	88-24	14-3	102-27
Home:	47-10	8-0	55-10
Road:	41-14	6-3*	47-17*

By Yardage Total

Less than 200:	21-11	3-0	24-11
200-299:	45-11	9-2	54-13
300 or more:	22-2	2-1	24-3

Other Records

On Artificial Turf	38-1	4-1	42-2
Temp. Below 40	19-2	8-0	27-2
Thanksgiving or later	34-6	14-3	48-9
Leading at Halftime:	68-2	10-2	78-4
Leading after 3 Qtrs:	71-1	9-2	80-3
Overtime:	6-0	1-0	7-0
Final margin <7 pts:	25-4	6-2	31-6
Final margin <4 pts:	16-4	6-1	22-5
Passer rating >100.0:	45-1	6-0	51-1

*-Includes three Super Bowls at neutral sites

WINNINGEST COACH/QB TANDEM

Bill Belichick and Tom Brady are 88-24 (.786) as a head coach-starting quarterback tandem, marking the best winning percentage of any coach-quarterback tandem since the 1970 AFL-NFL Merger. In the playoffs, the tandem is 14-3 (.824), for an overall record of 102-27 (.791).

WINNINGEST COACH/QB TANDEM SINCE 1970

(Regular Season Only)

Quarterback/Head Coach	Team	W	L	T	Pct.
Tom Brady/Bill Belichick	NE	88	24	0	.786
Ken Stabler/John Madden	OAK	60	19	1	.756
Jim McMahon/Mike Ditka	CHI	46	15	0	.754
Peyton Manning/Tony Dungy	IND	73	24	0	.753

BRADY CLOSING IN ON ELITE COMPANY

Tom Brady needs 63 passing yards to pass Steve Grogan for second place on the Patriots' all-time list, and 2,834 yards to pass Drew Bledsoe and take over first place in franchise history.

PATRIOTS ALL-TIME LEADING PASSERS

Player	YEARS	ATT	COMP	YARDS
Drew Bledsoe	1993-01	4,518	2,544	29,657
Steve Grogan	1975-90	3,593	1,879	26,886
Tom Brady	2000-09	3,706	2,340	26,824

30,000 YARDS PASSING WITHIN REACH

Brady needs 3,176 yards to reach the 30,000-yard milestone. Four players may hit the 30,000-yard mark in 2009: Brady, Donovan McNabb (Philadelphia, 29,399), Kurt Warner (Arizona, 28,879) and Drew Brees (New Orleans, 26,616). If all of those players reach the milestone then the NFL List will expand to 33 players in NFL History.

200 TOUCHDOWNS

With one more touchdown pass Brady will become the 27th NFL player to throw 200 touchdown passes. He needs 13 to tie Terry Bradshaw and Y.A. Tittle for 21st place, 15 to tie John Brodie for 20th place and 33 to tie Steve Young for 19th place in NFL history.

Brady has 24 regular-season 300-yard passing games. Drew Bledsoe has a team-record 26 300-yard regular-season passing games.

BRADY'S COMEBACKS

Tom Brady has engineered 29 career game-winning performances to lead his team to a victory from a fourth-quarter deficit or tie. He has accomplished the feat 23 times in the regular season and six times in the playoffs.

TOM BRADY'S GAME-WINNING PERFORMANCES (29)

Date	Opp.	Score	Time Remaining			Passing Statistics [^]			Final
			in Reg.	Att	Cmp	Yds	TD	Int	
09/14/09	BUF	13-24	5:32	11	13	112	2	0	25-24
12/29/07	at NYG	23-28	15:00	12	8	130	1	0	38-35
12/03/07	at BAL	17-24	14:25	17	7	113	1	0	27-24
11/25/07	PHI	24-28	15:00	16	11	109	0	0	31-28
11/04/07	at IND	10-20	9:42	10	8	144	2	0	24-20
01/14/07	at SD*	13-21	8:35	14	9	122	1	1	24-21
12/03/06	DET	13-21	13:07	15	14	101	0	0	28-21
11/26/06	CHI	10-10	14:46	7	6	98	1	0	17-13
11/13/05	at MIA	15-16	2:53	2	2	76	1	0	23-16
10/30/05	BUF	7-16	10:07	4	4	69	0	0	21-16
10/09/05	at ATL	28-28	3:52	2	2	17	0	0	31-28
09/25/05	at PIT	10-13	14:19	12	12	167	0	0	23-20
02/06/05	PHI**	14-14	15:00	4	2	33	0	0	24-21
10/03/04	at BUF	17-17	15:00	4	2	8	1	0	31-17
02/01/04	CAR**	29-29	1:08	5	4	47	0	0	32-29
01/10/04	TEN*	14-14	15:00	11	6	27	0	0	17-14
11/30/03	at IND	31-31	10:21	6	3	31	1	0	38-34
11/23/03	at HST	13-20	3:11	14	10	133	1	0	23-20 ot
11/03/03	at DEN	23-26	2:51	4	5	58	1	0	30-26
10/19/03	at MIA	13-13	15:00	10	7	147	1	0	19-13 ot
10/05/03	TEN	24-27	4:40	1	1	15	0	0	38-30
12/29/02	MIA	13-24	4:59	13	8	69	1	0	27-24 ot
11/10/02	at CHI	19-30	5:16	14	9	116	2	0	33-30
09/22/02	KC	38-38	0:00	5	4	46	0	0	41-38 ot
02/03/02	STL**	17-17	1:21	8	5	53	0	0	20-17
01/19/02	OAK*	3-13	15:00	27	20	138	0	0	16-13 ot
12/16/01	at BUF	6-9	5:57	13	9	116	0	0	12-9 ot
12/02/01	at NYJ	14-16	15:00	7	6	56	0	0	17-16
10/14/01	SD	16-26	8:48	18	13	130	1	0	29-26 ot

[^]-Statistics are from the time noted until the end of the game * Divisional Playoffs ** Super Bowl



WR RANDY MOSS NEWS & NOTES

MOSS: ALL-TIME LEADER IN RECEPTIONS PER TD

Over his 11-year NFL career, Randy Moss has averaged one touchdown for every 6.33 receptions, a total that is the best in NFL history among any receiver with at least 500 receptions. Moss has caught 135 touchdowns out of 855 career receptions. Lance Alworth, who played 11 seasons for San Diego and Dallas from 1962-72, caught 85 touchdowns out of 542 career receptions for an average of one score every 6.38 receptions.



ALL-TIME NFL LEADERS / RECEPTIONS PER TOUCHDOWN (Minimum 500 career receptions)

Player	Team(s)	Years	Rec	TD	Rec/TD
Randy Moss	MIN/OAK/NE	1998-2009	855	135	6.33
Lance Alworth	SD/DAL	1962-1972	542	85	6.38
Terrell Owens	SF/PHI/DAL/BUF	1996-2009	953	139	6.87
Nat Moore	MIA	1974-1986	510	74	6.89
Mark Clayton	MIA/GB	1983-1993	582	84	6.93
Don Maynard	NYG/NYJ/STL	1958,60-73	633	88	7.19

MOSS IS NFL'S PREMIER TD RECEIVER

Since entering the NFL in 1998, Randy Moss has caught 135 touchdown passes, more than any other NFL player over that span. Since joining the Patriots via trade prior to the 2007 season, Moss has caught 34 touchdowns – also the best in the league over that span. In terms of overall touchdowns (rushing, receiving and returning), Moss has totaled 136 scores since entering the league in 1998 (135 via reception and one via punt return), a tally that ranks second only to LaDainian Tomlinson (141 touchdowns) over that span. Last season, Moss's 11 touchdown receptions led the AFC and tied for third in the NFL.

NFL TOUCHDOWN RECEPTION LEADERS SINCE MOSS JOINED THE PATRIOTS IN 2007

Player	Team(s)	Rec	Yds	TD
Randy Moss	NE	179	2,642	34
Terrell Owens	DAL/BUF	152	2,453	25
Larry Fitzgerald	ARZ	202	2,911	23
Greg Jennings	GB	139	2,318	22
Anquan Boldin	ARZ	162	1,910	20

NFL TOUCHDOWN RECEPTION LEADERS SINCE MOSS ENTERED THE NFL IN 1998

Player	Team(s)	Rec	Yds	TD
Randy Moss	MIN/OAK/NE	855	13,342	135
Terrell Owens	SF/PHI/DAL/BUF	858	12,712	127
Marvin Harrison	IND	965	12,878	114
Tony Gonzalez	KC/ATL	888	10,645	75
Torry Holt	STL	869	12,660	74

MOSS 6TH ON NFL'S ALL-TIME TD LIST

Moss enters the 2009 season tied for sixth all-time in career touchdowns with 136, five behind active leaders WR Terrell Owens and six behind RB LaDainian Tomlinson.

NFL'S ALL-TIME TOUCHDOWN LEADERS

Rk	Player	Season	TD
1	Jerry Rice	1985-2004(20)	208
2	Emmitt Smith	1990-2004(15)	175
3	Marcus Allen	1982-1997(16)	145
4	LaDainian Tomlinson	2001-2009(9)	142
5	Terrell Owens	1996-2009(14)	141
6t	Marshall Faulk	1994-2005(12)	136
6t	Randy Moss	1998-2009(12)	136

MOSS AMONG ALL-TIME LEADERS

Randy Moss is among the NFL's all-time leaders in two major receiving categories – career touchdown receptions and receiving yards per game. In his 10-plus seasons, Moss has caught 135 touchdown passes and is one of just five receivers in NFL history to break the 125-touchdown mark. Additionally, Moss has averaged 78.0 receiving yards per game during his career, a mark that ranks second all-time.

NFL ALL-TIME LEADERS / RECEIVING TOUCHDOWNS

Player	Years	Team(s)	TDs
Jerry Rice	1985-2004	SF/OAK/SEA	197
Terrell Owens	1996-2009	SF/PHI/DAL/BUF	139
Randy Moss	1998-2009	MIN/OAK/NE	135
Cris Carter	1987-2002	PHI/MIN/MIA	130
Marvin Harrison	1996-2008	IND	128
Tim Brown	1988-2004	LA(A)/OAK/TB	100
Steve Largent	1976-1989	SEA	100

NFL ALL-TIME LEADERS / RECEIVING YARDS PER GAME (Minimum 100 Games Played)

Player	Years	Team(s)	Gms	Yds	Yd/G
Torry Holt	1999-2008	STL	158	12,660	80.1
Randy Moss	1998-2009	MIN/OAK/NE	171	13,342	78.0
Marvin Harrison	1996-2008	IND	190	14,580	76.7
Jerry Rice	1985-2004	SF/OAK/SEA	303	22,895	75.6
Lance Alworth	1962-1972	SD/DAL	136	10,266	75.5
Michael Irvin	1988-1999	DAL	159	11,904	74.9

NFL ALL-TIME LEADERS / 100-YARD RECEIVING GAMES

Player	Team(s)	Years	Gms
Jerry Rice	SF/OAK/SEA	1985-2004	76
Randy Moss	MIN/OAK/NE	1998-2009	60
Marvin Harrison	IND	1996-2008	59
Don Maynard	NYG/NYJ/STL	1958, 60-73	50

NFL ALL-TIME LEADERS / GAMES WITH 2+ TD REC.

Player	Team(s)	Years	Gms
Jerry Rice	SF/OAK/SEA	1985-2004	44
Randy Moss	MIN/OAK/NE	1998-2009	32
Terrell Owens	SF/PHI/DAL/BUF	1996-2009	30
Marvin Harrison	IND	1996-2008	29
Cris Carter	PHI/MIN/MIA	1987-2002	29
Don Hutson	GB	1935-1945	28

MOSS MOVING UP ALL-TIME LISTS

Moss had 12 receptions in the season-opener to move up two places to 13th on the NFL's all-time reception list with 855, seven shy of 12th place receiver Jimmy Smith (862). Moss passed Rod Smith (849) and Irving Fryar (851) on the all-time list. He can become the 10th player to surpass 900 career receptions in 2009. He is one of 22 players to have at least 800 receptions.

MOSS MOVING UP ALL-TIME LISTS

Randy Moss currently ranks ninth on the NFL's all-time receiving yards list with 13,342 receiving yards. He is one of 11 players in NFL history to total at least 13,000 receiving yards. Moss moved into the top 10 on the NFL's receiving yardage list on Dec. 14, 2008 at Oakland. Moss needs 658 yards receiving to become the seventh player in NFL history to reach 14,000 yards.

NFL ALL-TIME LEADERS / RECEIVING YARDS

Rk	Player	Team(s)	Years	Yards
1	Jerry Rice	SF/OAK/SEA	1985-2004	22,895
2	Isaac Bruce	STL/SF	1994-2009	14,944
3	Tim Brown	OAK/TB	1988-2004	14,934
4	Marvin Harrison	IND	1996-2008	14,580
5	Terrell Owens	SF/PHI/DAL/BUF	1996-2009	14,168
6	James Lofton	GB/OAK/BUF/STL/PHI	1978-1993	14,004
7	Cris Carter	PHI/MIN/MIA	1987-2002	13,899
8	Henry Ellard	LA(N)/WAS/NE	1983-1998	13,777
9	Randy Moss	MIN/OAK/NE	1998-2009	13,342
10	Andre Reed	BUF/WAS	1985-2000	13,198



WR WES WELKER NEWS & NOTES

WELKER LEADS NFL IN RECEPTIONS SINCE 2007

Wes Welker leads the NFL with 235 receptions from 2007. In 2007, he set a Patriots franchise record with 112 receptions, tying him for the NFL lead and setting a league record for most receptions in a player's first season with a new team. In 2008, he nearly replicated that feat, with his 111 receptions placing second in the NFL. Welker joined the Patriots in a trade with the Miami Dolphins prior to the 2007 season, and since then is the NFL's leading receiver.



2007-PRESENT NFL RECEPTION LEADERS

Player	Team	Rec.	Yds	TD
Wes Welker	NE	235	2,433	11
T.J. Houshmandzadeh	CIN	210	2,095	16
Brandon Marshall	DEN	210	2,617	13
Larry Fitzgerald	ARZ	202	2,911	23
Tony Gonzalez	KC/ATL	200	2,303	16

2008 NFL RECEPTION LEADERS

Player	Team	Rec.	Yds	TD
Andre Johnson	HST	115	1,575	8
Wes Welker	NE	111	1,165	3
Brandon Marshall	DEN	104	1,265	6
Larry Fitzgerald	ARZ	96	1,431	12
Tony Gonzalez	KC	96	1,058	10
T.J. Houshmandzadeh	CIN	92	904	4

WELKER NAMED TO PRO BOWL SQUAD

Wes Welker was named to his first career Pro Bowl after the 2008 season and is the fifth Patriots wide receiver to earn Pro Bowl honors since the 1970 AFL-NFL merger, joining Randy Moss (2007), Troy Brown (2001), Terry Glenn (1999) and Stanley Morgan (1979-80 and 1986-87). Welker finished second in the NFL with 111 receptions in 2008 – the second highest single-season total in team history behind his franchise-record 112 receptions in 2007. Welker became the eighth player in NFL history to record back-to-back 100-catch seasons and is the first player to achieve the feat with the Patriots.



WELKER RECORDS 12 CATCHES

Wes Welker tied his second-highest single-game reception total with 12 catches in the season-opener vs. Buffalo (9/14). His dozen receptions trails only his career-high 13 catches vs. Philadelphia on Nov. 25, 2007. The 12 catches against Buffalo marked Welker's fifth career regular-season game with 10 or more catches. Welker's other 12-catch game was last season at Seattle on Dec. 7, 200. His 12 receptions tie the fifth-highest single-game total in team history, behind Troy Brown's team-record 16 catches on Sept. 22, 2002 and three 13-catch performances (Welker, 11/25/07; Deion Branch, 9/29/02; Terry Glenn, 10/3/99).

PATRIOTS SINGLE-GAME RECEPTION LEADERS

Player	Date	Opp.	Rec	Yds
Troy Brown	09/22/02	KC	16	176
Wes Welker	11/25/07	PHI	13	149
Deion Branch	09/29/02	at SD	13	128
Terry Glenn	10/03/99	at CLV	13	214
Wes Welker	09/14/09	vs. BUF	12	93
Wes Welker	12/07/08	at SEA	12*	134
Troy Brown	12/04/00	KC	12	119
Ben Coates	11/27/94	at IND	12	119

*Also caught a 2-point conversion pass in addition to his 12 receptions

ANOTHER HISTORIC PERFORMANCE

Wes Welker's 111 receptions in 2008 stand as the second-highest single-season total in team history. Welker's 111 catches were just one shy of his franchise-record 112 catches in 2007. Welker can join Jerry Rice (3), Herman Moore (3) and Marvin Harrison (4) as the only players to catch 100 passes in three consecutive seasons.

PATRIOTS SINGLE-SEASON RECEPTION LEADERS

Player	Season	Rec.	Yds	TD
Wes Welker	2007	112	1175	8
Wes Welker	2008	111	1165	3
Troy Brown	2001	101	1199	5
Randy Moss	2007	98	1493	23
Troy Brown	2002	97	890	3
Ben Coates	1994	96	1174	7

WELKER PILES UP YARDS

Wes Welker led the Patriots with 1,165 receiving yards in 2008 and joined Randy Moss in recording the first back-to-back 1,000-yard receiving seasons in Patriots history. Moss also had 1,000 receiving yards in 2007 and 2008. Welker's 1,165 yards in 2008 rank sixth on the Patriots' all-time single-season list. In 2007, Welker totaled 1,175 receiving yards – a performance that ranked fourth in team history. In the franchise's 49-year history, there have been 11 single-season performances of 1,000 receiving yards and Welker owns two of them.

PATRIOTS SINGLE-SEASON RECEIVING YARD LEADERS

Player	Season	Yds	Rec.	TD
Randy Moss	2007	1493	98	23
Stanley Morgan	1986	1491	84	10
Troy Brown	2001	1199	101	5
Wes Welker	2007	1175	112	8
Ben Coates	1994	1174	96	7
Wes Welker	2008	1165	111	3
Terry Glenn	1999	1147	69	4
Terry Glenn	1996	1132	90	6

WELKER JOINS EXCLUSIVE GROUP

Wes Welker has exceeded the 100-reception mark for two straight seasons, totaling 112 catches in 2007 and recording 111 receptions in 2008. When he made his 100th catch of the year on Dec. 14, 2008 at Oakland, Welker became the first player in Patriots history and the eighth player in NFL history to record consecutive 100-catch seasons. Randy Moss also achieved the feat from 2002-03 with the Minnesota Vikings.

NFL PLAYERS WITH CONSECUTIVE 100-CATCH SEASONS

Player	Team(s)	Years	Seasons	Year-by-Year
Marvin Harrison	IND	1999-02	4	115,102,109,143
Herman Moore	DET	1995-97	3	123,106,104
Jerry Rice	SF	1994-96	3	112,122,108
Wes Welker	NE	2007-08	2	112,111
Brandon Marshall	DEN	2007-08	2	102,104
Randy Moss	MIN	2002-03	2	106,111
Rod Smith	DEN	2000-01	2	100,113
Cris Carter	MIN	1994-95	2	122,122
Sterling Sharpe	GB	1992-93	2	108,112

WELKER CATCHES SIX OR MORE PASSES IN 11 STRAIGHT GAMES TO OPEN 2008

Wes Welker caught at least six passes in each of the first 11 games in 2008. Welker is the first player in NFL history to have six or more catches in the first 11 games of a season. He caught 12 in the season-opener vs. Buffalo (9/14).

MOST CONSEC. GAMES WITH 6+ REC. TO OPEN SEASON


Player	Team	Year	Games
Wes Welker	New England Patriots	2008	11
Jimmy Smith	Jacksonville Jaguars	2001	8
Hines Ward	Pittsburgh Steelers	2004	7
Mike Ditka	Chicago Bears	1964	7



RB KEVIN FAULK NEWS & NOTES

MEMBER OF 2000/2000 CLUB FOR THE 2000s

Kevin Faulk is one of just 11 NFL players this decade to total at least 2,000 rushing yards and at least 2,000 receiving yards, and is one of only six players to have at least 2,000 rushing yards and at least 3,000 receiving yards. Faulk has totaled 2,950 rushing yards and 3,257 receiving yards since 2000, joining an exclusive list of elite players who have achieved the feat. Faulk is one of just six players who reached the milestone with just one team. In the 1990s, there were 13 players who achieved the 2000/2000 milestone; 22 players did it in the 1980s; nine players achieved the feat in the 1970s.



PLAYERS WITH 2,000 RUSHING YARDS AND 2,000 RECEIVING YARDS SINCE 2000

(Listed Alphabetically)

Player	Team	Rushing	Receiving
Tiki Barber*	NYG	9514	3927
Warrick Dunn*	TB/ATL	8347	2944
Kevin Faulk	NE	2950	3257
Marshall Faulk*	STL	5578	3023
Charlie Garner*	SF/OAK/TB	3607	2614
Ahman Green*	GB/HST	8716	2863
Priest Holmes*	KC	6658	2598
Edgerrin James	IND/ARZ/SEA	10598	2759
Michael Pittman*	ARZ/TB/DEN	5247	3316
LaDainian Tomlinson	SD	11760	3801
Brian Westbrook	PHI	5735	3605

*-No Longer Active

MOST PRODUCTIVE PATRIOT SINCE 2001

Kevin Faulk has more total yards from scrimmage than any other Patriots player since 2001. Faulk has totaled 5,172 yards from scrimmage (2,380 rushing and 2,792 receiving) to lead the club over a span during which the Patriots have compiled a 112-34 record.

PATRIOTS LEADERS / YDS FROM SCRIMMAGE SINCE 2001

Player	Years	Rush-Yd	Rec.-Yd	Yd/Scrim.
Kevin Faulk	2001-09	549-2380	324-2792	5172
Troy Brown	2001-07	22-150	337-3595	3745
Corey Dillon	2004-06	753-3180	52-431	3611
Antowain Smith	2001-03	721-2781	64-527	3308
Deion Branch	2002-05	3-11	213-2744	2755

FAULK: FRANCHISE RB RECEPTIONS LEADER

Kevin Faulk is the Patriots' all-time leader in receptions by a running back, totaling 387 career receptions. His receiving total ranks fourth on the Patriots' overall receptions list. He moved past Irving Fryar into fourth place during the Patriots' game against the Pittsburgh Steelers on Oct. 30, 2008. He passed Terry Glenn for fifth place against San Francisco on Oct. 5, 2008 – a game in which he also tied his career high with two rushing touchdowns.

RECEPTIONS BY PATRIOTS RUNNING BACKS

Player	Years	Rec.
Kevin Faulk	1999-2009	387
Tony Collins	1981-1987	261
Sam Cunningham	1973-79, 1981-82	210
Larry Garron	1960-68	185

PATRIOTS ALL-TIME CAREER RECEPTIONS LIST

Rk	Player	Pos.	Years	Rec.
1	Troy Brown	WR	1993-2007	557
2	Stanley Morgan	WR	1977-1989	534
3	Ben Coates	TE	1991-1999	490
4	Kevin Faulk	RB	1999-2009	387
5	Irving Fryar	WR	1984-1992	363
6	Terry Glenn	WR	1996-2001	329

FAULK LEADS NFL IN YARDS PER RUSH

Kevin Faulk averaged 6.1 yards per carry in 2008, a mark that led all NFL rushers who gained at least 500 yards on the ground. Faulk gained 507 yards on 83 rushing attempts, averaging 6.11 yards per attempt.

2008 NFL LEADERS / YARDS PER RUSH (Min. 500 Yards)

Player	Team	Att	Yds	Avg	TD
Kevin Faulk	NE	83	507	6.1	3
Derrick Ward	NYG	182	1025	5.6	2
DeAngelo Williams	CAR	273	1515	5.5	18
Brandon Jacobs	NYG	219	1089	5.0	15
Chris Johnson	TEN	251	1228	4.9	9

FAULK RANKS THIRD IN NFL IN CATCHES BY RB

Kevin Faulk caught a career-high 58 passes in 2008, a total that was the third highest reception total by an NFL running back in 2008. Faulk trailed only Chicago's Matt Forte (63) and Jacksonville's Maurice Jones-Drew (62) among all NFL running backs.

2008 NFL LEADERS / RECEPTIONS BY A RUNNING BACK

Player	Team	Rec.	Yds	TD
Matt Forte	CHI	63	477	4
Maurice Jones-Drew	JAX	62	565	2
Kevin Faulk	NE	58	486	3
Brian Westbrook	PHI	54	402	5
Marion Barber	DAL	52	417	2
Reggie Bush	NO	52	440	4
LaDainian Tomlinson	SD	52	426	1

FAULK NEARLY HITS 1,000 YARD SEASON

Kevin Faulk totaled 993 yards from scrimmage in 2008 (507 rushing and 496 receiving). His total ranked third on the team behind Wes Welker and Randy Moss and Faulk fell just short of his third career 1,000-yard season.

FAULK'S TOP SEASONS / YARDS FROM SCRIMMAGE

Season	Scrim. Yds	Rushing	Receiving	Scrim. TDs
2003	1,078	638	440	0
2000	1,035	570	465	5
2008	993	507	486	6
2002	650	271	379	5
2007	648	265	383	1

FAULK TIED FOR PATRIOTS LEAD WITH FOUR 100-YARD GAMES

Kevin Faulk had four games in 2008 with 100 or more yards from scrimmage (rushing plus receiving), tying Wes Welker for the team lead. Faulk's four 100-yard games tied his career high, also achieved in 2000.

FAULK'S CAREER 100-YARD GAMES FROM SCRIMMAGE

Date	Opp.	Scrim. Yds	Rushing	Receiving
12/14/08	at Oakland	111	45	66
11/30/08	Pittsburgh	121	73	48
11/23/08	at Miami	105	53	52
10/26/08	St. Louis	107	60	47
11/23/03	at Houston	188	80	108
10/26/03	Cleveland	154	96	58
12/29/02	Miami	123	53	70
11/10/02	at Chicago	130	21	109
12/24/00	Miami	114	34	80
11/12/00	at Cleveland	122	26	96
09/17/00	Minnesota	111	80	31
09/11/00	at N.Y. Jets	105	82	23



PATRIOTS NEWS & NOTES

MORRIS SETS CAREER HIGHS

Sammy Morris led the Patriots with a career-high 727 rushing yards in 2008, topping his previous career best of 523 yards with Miami in 2004. Morris achieved the feat despite missing three games due to injury. He also led the team with a career-best seven rushing touchdowns, a total that tops his previous career high of six rushing scores with Miami in 2004. **Morris averaged 4.66 yards per carry, a total that is the second best for a Patriots leading rusher in the last 20 years.** Morris was signed by the Patriots as an unrestricted free agent prior to the 2007 season.



BEST RUSHING AVG. BY A PATRIOTS LEADING RUSHER

Player	Year	Avg.	Att.	Yards
Craig James	1984	4.94	160	790
Jim Nance	1966	4.88	299	1458
Tony Collins	1983	4.79	219	1049
Sam Cunningham	1976	4.79	172	824
Corey Dillon	2004	4.74	345	1635
Craig James	1985	4.67	263	1227
Sammy Morris	2008	4.66	156	727
Billy Lott	1961	4.61	100	461
Jim Nance	1967	4.52	269	1216

ELITE COMPANY

This offseason, the Patriots signed Joey Galloway, who has totaled 10,710 career receiving yards, and Fred Taylor, who has 11,296 career rushing yards. With Galloway, Taylor, Tom Brady and Randy Moss on the same team, the Patriots are the fourth team in NFL history to start the season with a 25,000-yard passer 10,000-yard rusher and a 10,000-yard receiver. The Patriots are the first team in NFL history to start a season with two 10,000-yard receivers (Galloway and Moss) and one 25,000-yard passer and a 10,000-yard rusher.

Team PLAYERS

Dallas (1998)	Aikman (26,016)	E.Smith (11,234)	Irvin (10,680)
Dallas (1999)	Aikman (28,346)	E.Smith (12,566)	Irvin (11,737)
StL (2004)	Chandler (28,021)	Faulk (11,213)	Bruce (10,461)

PATRIOTS ELECT FIVE GAME CAPTAINS

The New England Patriots announced their 2009 captains prior to the start of the regular-season. Quarterback Tom Brady and WR Randy Moss will serve as offensive captains. Nose tackle Vince Wilfork and LB Jerod Mayo will serve as defensive captains. Wide receiver Sam Aiken will serve as special teams captain. The Patriots' 2009 captains were elected by their teammates this week.

On offense, Brady will serve as an offensive captain for the eighth straight season, having first been elected in 2002. Moss, in his third season with the Patriots after joining the team via trade in April 2007, will serve as a Patriots captain for the second straight season.

On defense, Wilfork is a captain for the second straight season, while Mayo will serve as a captain for the first time. He joined the Patriots as a first-round pick in 2008 and earned the AP Defensive Rookie of the Year award.

Aiken will serve as the Patriots' special teams captain for the first time. A special teams standout, Aiken has accumulated 71 special teams tackles during his six NFL seasons.

ADALIUS THOMAS

Adalius Thomas enters the 2009 season with 50.0 career sacks and is one of five active linebackers with 50 or more sacks entering 2009 (joining Joey Porter, Greg Ellis, DeMarcus Ware and Mike Vrabel).



ACTIVE NFL LINEBACKERS WITH AT LEAST 50.0 SACKS

Player	Years	Sacks
Joey Porter (Pitt/Mia)	1999-2009	83.0
Greg Ellis (Dallas)	1998-2009	77.0
Mike Vrabel (NE/KC)	1997-2009	55.0
DeMarcus Ware (Dallas)	2005-2009	53.5
Adalius Thomas (Bal/NE)	2000-2009	50.0

MAYO LEADS IN TACKLES IN 2008

NFL Defensive Rookie of the Year Jerod Mayo led the 2008 Patriots with 139 tackles (93 solo) according to the team's tally based on coaching film breakdown. Mayo led second-place Vince Wilfork by 54 tackles. According to press box statisticians (who tally unofficial tackle totals at each NFL game), Mayo was credited with 126 tackles (98 solo) in 2008, a total that led all NFL rookies and ranked 10th in the NFL. Mayo's total of 126 tackles ranked fifth in the AFC. Mayo was selected by the Patriots in the first round (10th overall) of the 2008 NFL Draft out of Tennessee. He was the first Patriots player to win the defensive rookie of the year award since Mike Haynes in 1976.



GALLOWAY IN THE RECORD BOOKS

Veteran WR Joey Galloway entered the 2009 season with 682 career receptions and needs 18 receptions to become the 30th player in NFL history with 700 career receptions. He enters the year with 10,710 receiving yards and needs 290 receiving yards to become the 22nd player in NFL history with 11,000 yards receiving (Mushin Muhammad (10,898) may hit the mark in 2009 as well). Galloway currently has 77 receiving touchdowns and needs three touchdown catches to become the 19th player in NFL history with 80 touchdown receptions.



In addition, Galloway's career average of 15.7-yards per reception is the highest among all active players with at least 300 catches. Randy Moss is second with an average of 15.6.

FRED TAYLOR AMONG NFL'S BEST

Fred Taylor ranks 16th in NFL history for most rushing yards with career totals of 2,453 carries for 11,296 yards and 62 rushing touchdowns in 141 games. He trails only Seattle's Edgerrin James (12,151) and San Diego's LaDainian Tomlinson (11,815) among active running back in rushing yards. Taylor ranks among the NFL's all-time best in several categories. Below is a look at where Taylor ranks in NFL history in several categories:

Rushing yards per game (80.1)	13 th
Yards from scrimmage per game (96.9)	16 th
Rushes of 10-plus yards (326)	5 th
Rushes of 50-plus yards (13)	4 th
Yards from scrimmage (13,657)	27 th
Rushing touchdowns (63)	33 ^T



2009 OFFENSIVE STATISTICS

WON 1, LOST 0

09/14	W 25-24	Buffalo	68,756
09/20		at New York Jets	
09/27		Atlanta	
10/04		Baltimore	
10/11		at Denver	
10/18		Tennessee	
10/25		at Tampa Bay	
11/08		Miami	
11/15		at Indianapolis	
11/22		New York Jets	
11/30		at New Orleans	
12/06		at Miami	
12/13		Carolina	
12/20		at Buffalo	
12/27		Jacksonville	
01/03		at Houston	

* RUSHING		No.	Yds	Avg	Long	TD
Maroney		10	32	3.2	11	0
F. Taylor		9	25	2.8	6	1
Brady		1	9	9.0	9	0
Faulk		3	7	2.3	4	0
TEAM		23	73	3.2	11	1
OPPONENTS		19	90	4.7	16	0

* RECEIVING		No.	Yds	Avg	Long	TD
Moss		12	141	11.8	31	0
Welker		12	93	7.8	14	0
Watson		6	77	12.8	18t	2
Faulk		6	51	8.5	16	0
Maroney		2	9	4.5	7	0
Baker		1	7	7.0	7	0
TEAM		39	378	9.7	31	2
OPPONENTS		15	212	14.1	30	2

* INTERCEPTIONS		No.	Yds	Avg	Long	TD
TEAM		0	0	---	---	0
OPPONENTS		1	26	26.0	26t	1

TOTAL FIRST DOWNS	N.E.	Opp.
Rushing	4	5
Passing	22	10
Penalty	2	2
3rd Down: Made/Att	10/16	4/10
3rd Down Pct.	62.5	40.0
4th Down: Made/Att	0/2	1/1
4th Down Pct.	0.0	100.0
POSSESSION AVG.	37:08	22:52

* PUNTING		No.	Yds	Avg	Net	TB	In	Lg	B
Hanson		1	42	42.0	37.0	0	0	42	0
TEAM		1	42	42.0	37.0	0	0	42	0
OPPONENTS		4	171	42.8	37.5	0	2	55	0

* PUNT RETURNS		Ret	FC	Yds	Avg	Long	TD
Welker		2	0	21	10.5	11	0
TEAM		2	0	21	10.5	11	0
OPPONENTS		1	0	5	5.0	5	0

TOTAL NET YARDS	441	276
Avg. Per Game	441.0	276.0
Total Plays	77	48
Avg. Per Play	5.7	5.8
NET YARDS RUSHING	73	90
Avg. Per Game	73.0	90.0
Total Rushes	23	19
NET YARDS PASSING	368	186
Avg. Per Game	368.0	186.0
Sacked/Yards Lost	1/10	4/26
Gross Yards	378	212
Att./Completions	53/39	25/15
Completion Pct.	73.6	60.0
Had Intercepted	1	0
PUNTS/AVERAGE	1/42.0	4/42.8
NET PUNTING AVG.	1/37.0	4/37.5
PENALTIES/YARDS	6/55	9/71
FUMBLES/BALL LOST	0/0	3/1
TOUCHDOWNS	3	3
Rushing	1	0
Passing	2	2
Returns	0	1

* KICKOFF RETURNS		No.	Yds	Avg	Long	TD
Faulk		4	95	23.8	32	0
Maroney		1	52	52.0	52	0
TEAM		5	147	29.4	52	0
OPPONENTS		4	97	24.3	33	0

* FIELD GOALS		1-19	20-29	30-39	40-49	50+
Gostkowski		0/0	2/2	0/0	0/1	0/0
TEAM		0/0	2/2	0/0	0/1	0/0
OPPONENTS		0/0	0/0	0/0	1/1	0/0

Gostkowski: (41N,20G,28G)
OPPONENTS: (40G)

* SCORE BY PERIODS	Q1	Q2	Q3	Q4	OT	PTS
TEAM	0	10	0	15	0	25
OPPONENTS	7	7	3	7	0	24

* SCORING	TD	Ru	Pa	Rt	K	PAT	FG	S	PTS
Watson	2	0	2	0				0	12
Gostkowski	0	0	0	0	1/1	2/3	0	0	7
F. Taylor	1	1	0	0				0	6
TEAM	3	1	2	0	1/1	2/3	0	0	25
OPPONENTS	3	0	2	1	3/3	1/1	0	0	24

2-Pt. Conversions: TEAM 0-2, OPPONENTS 0-0

SACKS: Banta-Cain 2, Burgess 1, A. Thomas 1, TEAM 4, OPPONENTS 1
FUM/LOST:

* PASSING	Att	Cmp	Yds	Cmp%	Yds/Att	TD	TD%	Int	Int%	Long	Sack/Lost	Rating
Brady	53	39	378	73.6	7.13	2	3.8	1	1.9	31	1/10	97.8
TEAM	53	39	378	73.6	7.13	2	3.8	1	1.9	31	1/10	97.8
OPPONENTS	25	15	212	60.0	8.48	2	8.0	0	0.0	30	4/26	114.1



2009 DEFENSIVE STATISTICS

Tackle Statistics from play-by-play

PLAYER Name	TACKLES			SACKS			INTERCEPTIONS				FUMBLES				SP. TEAMS				
	TT	UT	A	S/	Yds	QH	Int/	Yds	TD	PD	FF	FR/	Yds	TD	TT	UT	A	FF	FR
Brandon Meiweather	8	3	5	0.0	0.0	0	0	0	0	0	0	0	0	0	0	0	0	0	0
Leigh Bodden	6	5	1	0.0	0.0	0	0	0	0	1	0	0	0	0	0	0	0	0	0
Shawn Springs	5	5	0	0.0	0.0	0	0	0	0	0	0	0	0	0	0	0	0	0	0
Adalius Thomas	5	4	1	1.0	10.0	2	0	0	0	1	0	0	0	0	0	0	0	0	0
James Sanders	4	4	0	0.0	0.0	0	0	0	0	0	0	0	0	0	0	0	0	0	0
Tully Banta-Cain	4	3	1	2.0	16.0	2	0	0	0	0	0	0	0	0	0	0	0	0	0
Jonathan Wilhite	4	3	1	0.0	0.0	0	0	0	0	1	0	0	0	0	1	1	0	0	0
Gary Guyton	4	2	2	0.0	0.0	0	0	0	0	0	0	0	0	0	0	0	0	0	0
Derrick Burgess	3	3	0	1.0	0.0	1	0	0	0	0	0	0	0	0	0	0	0	0	0
Rob Ninkovich	3	0	3	0.0	0.0	0	0	0	0	0	0	0	0	0	0	0	0	0	0
Pierre Woods	2	0	2	0.0	0.0	0	0	0	0	0	0	0	0	1	0	1	1	0	0
Ty Warren	2	0	2	0.0	0.0	0	0	0	0	0	0	0	0	0	0	0	0	0	0
Jarvis Green	1	1	0	0.0	0.0	1	0	0	0	0	0	0	0	0	0	0	0	0	0
Brandon McGowan	1	0	1	0.0	0.0	0	0	0	0	0	0	0	0	1	1	0	0	0	0
Jerod Mayo	1	0	1	0.0	0.0	0	0	0	0	0	0	0	0	0	0	0	0	0	0
Mike Wright	0	0	0	0.0	0.0	1	0	0	0	0	0	0	0	0	0	0	0	0	0
Darius Butler	0	0	0	0.0	0.0	0	0	0	0	1	0	0	0	0	0	0	0	0	0
Sam Aiken	0	0	0	0.0	0.0	0	0	0	0	0	0	0	0	1	1	0	1	0	0
Bret Lockett	0	0	0	0.0	0.0	0	0	0	0	0	0	0	0	1	1	0	0	0	0
Pat Chung	0	0	0	0.0	0.0	0	0	0	0	0	0	0	0	1	1	0	0	0	0
Eric Alexander	0	0	0	0.0	0.0	0	0	0	0	0	0	0	0	1	0	1	0	0	0
Stephen Gostkowski	0	0	0	0.0	0.0	0	0	0	0	0	0	0	0	0	0	0	0	0	1

FUMBLES - LOST (0-0)				
No.	Own			O.B.
	Lost	Rec		

KEY	
TT-Total Tackles	Int/Yds-Interceptions/Yards Returned
UT-Unassisted Tackles	PD-Passes Defensed
A-Assisted Tackles	FF-Forced Fumbles
S/YL-Sacks/Yards Lost	FR/Yds-Fumble Recoveries/Yards Returned
QH-Quarterback Hits	

MISC. OFFENSIVE STATS				
Tkl	Ast	FF	FR	

BLOCKED KICKS		
XP	FG	P
Totals		



2009 NEW ENGLAND PATRIOTS ROSTER

AS OF SEPTEMBER 15, 2009

ALPHABETICAL ROSTER

#	NAME	POS	HT	WT	BORN	YR	COLLEGE	H.S. HOMETOWN
88	Aiken, Sam	WR	6-2	215	12/14/1980	7	North Carolina	Kenansville, N.C.
52	Alexander, Eric	LB	6-2	240	2/8/1982	5	Louisiana State	Port Arthur, Texas
86	Baker, Chris	TE	6-3	258	11/18/1979	8	Michigan State	St. Albans, N.Y.
95	Banta-Cain, Tully	LB	6-2	250	8/28/1980	7	California	Sunnyvale, Calif.
23	Bodden, Leigh	CB	6-1	193	9/24/1981	7	Duquesne	Hyattsville, Md.
92	Brace, Ron	DL	6-3	330	12/18/1986	R	Boston College	Worcester, Mass.
12	Brady, Tom	QB	6-4	225	8/3/1977	10	Michigan	San Mateo, Calif.
55	Burgess, Derrick	LB	6-2	260	8/12/1978	9	Mississippi	Greenbelt, Md.
28	Butler, Darius	CB	5-10	185	3/18/1986	R	Connecticut	Ft. Lauderdale, Fla.
25	Chung, Pat	S	5-11	212	8/19/1987	R	Oregon	Rancho Cucamonga, Calif.
63	Connolly, Dan	OL	6-4	313	9/2/1982	4	Southeast Missouri St.	St. Louis, Mo.
11	Edelman, Julian	WR	6-0	198	5/22/1986	R	Kent State	Redwood City, Calif.
33	Faulk, Kevin	RB	5-8	202	6/5/1976	11	Louisiana State	Carencro, La.
13	Galloway, Joey	WR	5-11	197	11/20/1971	15	Ohio State	Bellaire, Ohio
3	Gostkowski, Stephen	K	6-1	215	1/28/1984	4	Memphis	Madison, Miss.
97	Green, Jarvis	DL	6-3	285	1/12/1979	8	Louisiana State	Donaldsonville, La.
42	Green-Ellis, BenJarvus	RB	5-11	215	7/2/1985	2	Mississippi	New Orleans, La.
59	Guyton, Gary	LB	6-3	245	11/14/1985	2	Georgia Tech	Hinesville, Ga.
6	Hanson, Chris	P	6-2	202	10/25/1976	11	Marshall	Sharpsburg, Ga.
8	Hoyer, Brian	QB	6-2	215	10/13/1985	R	Michigan State	North Olmstead, Ohio
47	Ingram, Jake	LS	6-3	235	10/23/1985	R	Hawaii	Milliani, Hawaii
77	Kaczur, Nick	T	6-4	315	7/28/1979	5	Toledo	Brantford, Ontario
67	Koppen, Dan	C	6-2	296	9/12/1979	7	Boston College	Whitehall, Pa.
72	Light, Matt	T	6-4	305	6/23/1978	9	Purdue	Greenville, Ohio
38	Lockett, Bret	DB	6-1	211	10/7/1986	R	UCLA	Diamond Bar, Calif.
70	Mankins, Logan	G	6-4	310	3/10/1982	5	Fresno State	Catheys Valley, Calif.
39	Maroney, Laurence	RB	5-11	220	2/5/1985	4	Minnesota	St. Louis, Mo.
80	Matthews, Michael	TE	6-4	270	10/9/1983	3	Georgia Tech	Sycamore, Ohio
51	Mayo, Jerod	LB	6-1	245	2/23/1986	2	Tennessee	Hampton, Va.
30	McGowan, Brandon	S	5-11	210	9/26/1983	5	Maine	Jersey City, N.J.
31	Meriweather, Brandon	S	5-11	200	1/14/1984	3	Miami (Fla.)	Apopka, Fla.
34	Morris, Sammy	RB	6-0	220	3/23/1977	10	Texas Tech	San Antonio, Texas
81	Moss, Randy	WR	6-4	210	2/13/1977	12	Marshall	Rand, W. Va.
61	Neal, Stephen	G	6-4	305	10/9/1976	8	Cal State-Bakersfield	San Diego, Calif.
50	Ninkovich, Rob	LB	6-2	255	2/1/1984	4	Purdue	Blue Island, Ill.
60	Ohrnberger, Rich	OL	6-2	300	2/14/1986	R	Penn State	East Meadow, N.Y.
91	Pryor, Myron	DL	6-1	310	6/13/1986	R	Kentucky	Louisville, Ky.
36	Sanders, James	S	5-10	210	11/11/1983	5	Fresno State	Porterville, Calif.
71	Simmons, Kendall	G	6-3	315	3/11/1979	8	Auburn	Ripley, Miss.
18	Slater, Matthew	WR	6-0	200	9/9/1985	2	UCLA	Anaheim, Calif.
29	Springs, Shawn	CB	6-0	204	3/11/1975	13	Ohio State	Silver Spring, Md.
21	Taylor, Fred	RB	6-1	228	1/27/1976	12	Florida	Belle Glade, Fla.
96	Thomas, Adalius	LB	6-2	270	8/18/1977	10	Southern Mississippi	Equality, Ala.
74	Vollmer, Sebastian	OL	6-8	315	7/10/1984	R	Houston	Kaarst, Germany
96	Warren, Ty	DL	6-5	300	2/6/1981	7	Texas A&M	Bryan, Texas
84	Watson, Benjamin	TE	6-3	255	12/18/1980	6	Georgia	Rock Hill, S.C.
83	Welker, Wes	WR	5-9	185	5/1/1981	6	Texas Tech	Oklahoma City, Okla.
29	Wendell, Ryan	C	6-2	285	3/4/1986	1	Fresno State	Diamond Bar, Calif.
62	Wheatley, Terrence	CB	5-9	185	5/5/1985	2	Colorado	Plano, Texas
75	Wilfork, Vince	NT	6-2	325	11/4/1981	6	Miami (Fla.)	Boynton Beach, Fla.
24	Wilhite, Jonathan	CB	5-11	185	2/23/1984	2	Auburn	Monroe, La.
58	Woods, Pierre	LB	6-5	255	1/6/1982	4	Michigan	Cleveland, Ohio
99	Wright, Mike	DL	6-4	295	3/1/1982	5	Cincinnati	Cincinnati, Ohio

NUMERICAL ROSTER

#	NAME	POS
3	Stephen Gostkowski	K
6	Chris Hanson	P
8	Brian Hoyer	QB
11	Julian Edelman	WR
12	Tom Brady	QB
13	Joey Galloway	WR
18	Matthew Slater	WR
21	Fred Taylor	RB
22	Terrence Wheatley	CB
23	Leigh Bodden	CB
24	Jonathan Wilhite	CB
25	Pat Chung	S
28	Darius Butler	CB
29	Shawn Springs	CB
30	Brandon McGowan	S
31	Brandon Meriweather	S
33	Kevin Faulk	RB
34	Sammy Morris	RB
36	James Sanders	S
38	Bret Lockett	DB
39	Laurence Maroney	RB
42	BenJarvus Green-Ellis	RB
47	Jake Ingram	LS
50	Rob Ninkovich	LB
51	Jerod Mayo	LB
52	Eric Alexander	LB
55	Derrick Burgess	LB
58	Pierre Woods	LB
59	Gary Guyton	LB
60	Rich Ohrnberger	OL
61	Stephen Neal	G
63	Dan Connolly	OL
67	Dan Koppen	C
69	Ryan Wendell	C
70	Logan Mankins	G
71	Kendall Simmons	G
72	Matt Light	T
75	Vince Wilfork	NT
76	Sebastian Vollmer	OL
77	Nick Kaczur	T
80	Michael Matthews	TE
81	Randy Moss	WR
83	Wes Welker	WR
84	Benjamin Watson	TE
86	Chris Baker	TE
88	Sam Aiken	WR
91	Myron Pryor	DL
92	Ron Brace	DL
94	Ty Warren	DL
95	Tully Banta-Cain	LB
96	Adalius Thomas	LB
97	Jarvis Green	DL
99	Mike Wright	DL

PRACTICE SQUAD

#	NAME	POS	HT	WT	BORN	YR	COLLEGE	H.S. HOMETOWN
62	Adams, Titus	DL	6-4	305	1/28/1983	1	Nebraska	Omaha, Neb.
85	Agnone, Robbie	TE	6-6	260	10/2/1985	R	Delaware	Etters, PA.
68	Brown, Patrick	OL	6-5	312	12/25/1986	R	Central Florida	St. Charles, Ill.
65	Grady, Adrian	DL	6-1	290	11/21/1985	R	Louisville	Nicholls, Ga.
10	Nunn, Terrence	WR	6-0	195	7/25/1986	R	Nebraska	Houston, Texas
90	Richard, Darryl	DL	6-4	295	6/17/1986	R	Georgia Tech	Destrehan, La.
9	Stanback, Isaiah	QB	6-2	208	8/16/1984	3	Washington	Seattle, Wash.
27	Willingham, DeAngelo	CB	6-0	200	1/15/1987	R	Tennessee	St. Matthews, S.C.

PRACTICE SQUAD

#	NAME	POS
9	Isaiah Stanback	QB
10	Terrence Nunn	WR
27	DeAngelo Willingham	CB
62	Titus Adams	DL
65	Adrian Grady	DL
68	Patrick Brown	OL
85	Robbie Agnone	TE
90	Darryl Richard	DL

RESERVE/INJURED LIST

#	NAME	POS	HT	WT	BORN	YR	COLLEGE	H.S. HOMETOWN
66	Bussey, George	OL	6-3	305	10/24/1984	R	Louisville	Louisville, Ky.
98	Crabbe, Shawn	LB	6-5	243	12/26/1984	2	Michigan	Massillon, Ohio
53	McKenzie, Tyrone	LB	6-2	240	12/11/1985	R	South Florida	Riverview, Fla.
35	Taylor, Chris	RB	6-0	224	11/7/1983	4	Indiana	Memphis, Tenn.

RESERVE/INJURED LIST

#	NAME	POS
35	Taylor, Chris	RB
53	McKenzie, Tyrone	LB
66	Bussey, George	OL
98	Crabbe, Shawn	LB

RESERVE/P.U.P. LIST

#	NAME	POS	HT	WT	BORN	YR	COLLEGE	H.S. HOMETOWN
64	LeVoir, Mark	T	6-7	310	7/29/1982	3	Notre Dame	Eden Prairie, Minn.

RESERVE/P.U.P. LIST

#	NAME	POS
64	Mark LeVoir	T

RESERVE/N.F.I. LIST

#	NAME	POS	HT	WT	BORN	YR	COLLEGE	H.S. HOMETOWN
19	Tate, Brandon	WR	6-1	195	10/5/1987	R	North Carolina	Burlington, N.C.

RESERVE/N.F.I. LIST

#	NAME	POS
19	Brandon Tate	WR

RESERVE/MILITARY LIST

#	NAME	POS	HT	WT	BORN	YR	COLLEGE	H.S. HOMETOWN
15	Barnes, Tyree	WR	6-0	196	4/15/1986	R	Navy	Hampton, Va.
44	Kettani, Eric	RB	5-11	235	3/26/1987	R	Navy	Kirtland, Ohio
15	White, Shun	WR	5-8	195	12/9/1985	R	Navy	Memphis, Tenn.

RESERVE/MILITARY LIST

#	NAME	POS
15	Tyree Barnes	WR
15	Shun White	WR
44	Eric Kettani	RB

HEAD COACH: BILL BELICHICK

ASSISTANTS: Josh Boyer, Defensive Backs; Ivan Fears, Running Backs; Pepper Johnson, Defensive Line; Harold Nash, Assistant Strength and Conditioning; Bill O'Brien, Quarterbacks; Scott O'Brien, Special Teams; Chad O'Shea, Receivers; Matt Patricia, Linebackers; Dean Pees, Defensive Coordinator; Dante Scarnecchia, Assistant Head Coach/Offensive Line; Shane Waldron, Tight Ends; Mike Woicik, Strength and Conditioning



2009 NUMERICAL ROSTER

September 15, 2009

#	NAME	POS	HT	WT	AGE	YR	COLLEGE	HOW ACQ.
3	Stephen Gostkowski	K	6-1	215	25	4	Memphis	D4b-06
6	Chris Hanson	P	6-2	202	32	11	Marshall	FA(NO)-07
8	Brian Hoyer	QB	6-2	215	23	R	Michigan State	FA-09
11	Julian Edelman	WR	6-0	198	23	R	Kent State	D7a-09
12	Tom Brady	QB	6-4	225	32	10	Michigan	D6b-00
13	Joey Galloway	WR	5-11	197	37	15	Ohio State	FA(TB)-09
18	Matthew Slater	WR	6-0	200	24	2	UCLA	D5-08
21	Fred Taylor	RB	6-1	228	33	12	Florida	FA(JAX)-09
22	Terrence Wheatley	CB	5-9	185	24	2	Colorado	D2-08
23	Leigh Bodden	CB	6-1	193	27	7	Duquesne	FA(DET)-09
24	Jonathan Wilhite	CB	5-11	185	25	2	Auburn	D4-08
25	Pat Chung	S	5-11	212	22	R	Oregon	D2a-09
28	Darius Butler	CB	5-10	185	23	R	Connecticut	D2c-09
29	Shawn Springs	CB	6-0	204	34	13	Ohio State	FA(WAS)-09
30	Brandon McGowan	S	5-11	210	25	5	Maine	UFA(CHI)-09
31	Brandon Meriweather	S	5-11	200	25	3	Miami (Fla.)	D1-07
33	Kevin Faulk	RB	5-8	202	33	11	Louisiana State	D2-99
34	Sammy Morris	RB	6-0	220	32	10	Texas Tech	UFA (MIA)-07
36	James Sanders	S	5-10	210	25	5	Fresno State	D4-05
38	Bret Lockett	DB	6-1	211	22	R	UCLA	CW (CLE)-09
39	Laurence Maroney	RB	5-11	220	24	4	Minnesota	D1-06
42	BenJarvus Green-Ellis	RB	5-11	215	24	2	Mississippi	FA-08
47	Jake Ingram	LS	6-3	235	23	R	Hawaii	D6a-09
50	Rob Ninkovich	LB	6-2	255	25	4	Purdue	FA-09
51	Jerod Mayo	LB	6-1	245	23	2	Tennessee	D1-08
52	Eric Alexander	LB	6-2	240	27	5	Louisiana State	FA-04
55	Derrick Burgess	LB	6-2	260	30	9	Mississippi	TR(OAK)-09
58	Pierre Woods	LB	6-5	255	27	4	Michigan	FA-06
59	Gary Guyton	LB	6-3	245	23	2	Georgia Tech	FA-08
60	Rich Ohrnberger	OL	6-2	300	23	R	Penn State	D4-09
61	Stephen Neal	G	6-4	305	32	8	Cal State-Bakersfield	FA-01
63	Dan Connolly	OL	6-4	313	27	4	Southeast Missouri St.	FA(JAX)-08
67	Dan Koppen	C	6-2	296	30	7	Boston College	D5-03
69	Ryan Wendell	C	6-2	285	23	1	Fresno State	FA-08
70	Logan Mankins	G	6-4	310	27	5	Fresno State	D1-05
71	Kendall Simmons	G	6-3	315	30	8	Auburn	FA-09
72	Matt Light	T	6-4	305	31	9	Purdue	D2-01
75	Vince Wilfork	NT	6-2	325	27	6	Miami (Fla.)	D1a-04
76	Sebastian Vollmer	OL	6-8	315	25	R	Houston	D2d-09
77	Nick Kaczur	T	6-4	315	30	5	Toledo	D3b-05
80	Michael Matthews	TE	6-4	270	25	3	Georgia Tech	TR (NYG)-09
81	Randy Moss	WR	6-4	210	32	12	Marshall	TR (OAK)-07
83	Wes Welker	WR	5-9	185	28	6	Texas Tech	TR (MIA)-07
84	Benjamin Watson	TE	6-3	255	28	6	Georgia	D1b-04
86	Chris Baker	TE	6-3	258	29	8	Michigan State	FA(NYJ)-09
88	Sam Aiken	WR	6-2	215	28	7	North Carolina	UFA (BUF)-08
91	Myron Pryor	DL	6-1	310	23	R	Kentucky	D6b-09
92	Ron Brace	DL	6-3	330	22	R	Boston College	D2b-09
94	Ty Warren	DL	6-5	300	28	7	Texas A&M	D1-03
95	Tully Banta-Cain	LB	6-2	250	29	7	California	FA(SF)-09
96	Adalius Thomas	LB	6-2	270	32	10	Southern Mississippi	UFA(BAL)-07
97	Jarvis Green	DL	6-3	285	30	8	Louisiana State	D4b-02
99	Mike Wright	DL	6-4	295	27	5	Cincinnati	FA-05

PRACTICE SQUAD

#	NAME	POS	HT	WT	AGE	YR	COLLEGE	HOW ACQ.
9	Isaiah Stanback	QB	6-2	208	25	3	Washington	D4-07
10	Terrence Nunn	WR	6-0	195	23	R	Nebraska	FA-09
27	DeAngelo Willingham	CB	6-0	200	22	R	Tennessee	FA-09
62	Titus Adams	DL	6-4	305	26	1	Nebraska	FA-08
65	Adrian Grady	DT	6-1	290	23	R	Louisville	FA-09
68	Patrick Brown	OL	6-5	312	22	R	Central Florida	FA-09
85	Robbie Agnone	TE	6-6	260	23	R	Delaware	FA-09
90	Darryl Richard	DL	6-4	295	23	R	Georgia Tech	D7b-09

RESERVE/INJURED LIST

#	NAME	POS	HT	WT	AGE	YR	COLLEGE	INJURY (IR date)
35	Chris Taylor	RB	5-8	224	25	4	Indiana	shoulder (9/5/09)
53	Tyrone McKenzie	LB	6-2	240	23	R	South Florida	knee (8/31/09)
66	George Bussey	OL	6-3	305	23	R	Louisville	knee (9/5/09)
98	Shawn Crable	LB	6-5	243	24	2	Michigan	groin (9/5/09)

RESERVE/P.U.P LIST

#	NAME	POS	HT	WT	AGE	YR	COLLEGE	DATE
64	Mark LeVoir	T	6-7	310	27	3	Notre Dame	August, 31

RESERVE/N.F.I. List

#	NAME	POS	HT	WT	AGE	YR	COLLEGE	DATE
19	Brandon Tate	WR	6-1	195	21	R	North Carolina	August, 31

RESERVE/MILITARY LIST

#	NAME	POS	HT	WT	AGE	YR	COLLEGE	DATE
15	Tyree Barnes	WR	6-0	196	23	R	Navy	July, 23
15	Shun White	WR	5-8	195	23	R	Navy	August, 17
44	Eric Kettani	RB	5-11	235	22	R	Navy	July, 23



2009 POSITIONAL ROSTER

September 15, 2009

DEFENSE (24)								
#	NAME	POS	HT	WT	BORN	YR	COLLEGE	H.S. HOMETOWN
DEFENSIVE LINE (6)								
92	Brace, Ron	DL	6-3	330	12/18/1986	R	Boston College	Worcester, Mass.
97	Green, Jarvis	DL	6-3	285	1/12/1979	8	Louisiana State	Donaldsonville, La.
91	Pryor, Myron	DL	6-1	310	6/13/1986	R	Kentucky	Louisville, Ky.
94	Warren, Ty	DL	6-5	300	2/6/1981	7	Texas A&M	Bryan, Texas
75	Wilfork, Vince	NT	6-2	325	11/4/1981	6	Miami (Fla.)	Boynton Beach, Fla.
99	Wright, Mike	DL	6-4	295	3/1/1982	5	Cincinnati	Cincinnati, Ohio
LINEBACKER (8)								
52	Alexander, Eric	LB	6-2	240	2/8/1982	5	Louisiana State	Port Arthur, Texas
95	Banta-Cain, Tully	LB	6-2	250	8/28/1980	7	California	Sunnyvale, Calif.
55	Burgess, Derrick	LB	6-2	260	8/12/1978	9	Mississippi	Greenbelt, Md.
59	Guyton, Gary	LB	6-3	245	11/14/1985	2	Georgia Tech	Hinesville, Ga.
51	Mayo, Jerod	LB	6-1	245	2/23/1986	2	Tennessee	Hampton, Va.
50	Ninkovich, Rob	LB	6-2	255	2/1/1984	4	Purdue	Blue Island, Ill.
96	Thomas, Adalius	LB	6-2	270	8/18/1977	10	Southern Mississippi	Equality, Ala.
58	Woods, Pierre	LB	6-5	255	1/6/1982	4	Michigan	Cleveland, Ohio
DEFENSIVE BACK (10)								
23	Bodden, Leigh	CB	6-1	193	9/24/1981	7	Duquesne	Hyattsville, Md.
28	Butler, Darius	CB	5-10	185	3/18/1986	R	Connecticut	Ft. Lauderdale, Fla.
25	Chung, Pat	S	5-11	212	8/19/1987	R	Oregon	Rancho Cucamonga, Calif.
38	Lockett, Bret	DB	6-1	211	10/7/1986	R	UCLA	Diamond Bar, Calif.
30	McGowan, Brandon	S	5-11	210	9/26/1983	5	Maine	Jersey City, N.J.
31	Meriweather, Brandon	S	5-11	200	1/14/1984	3	Miami (Fla.)	Apopka, Fla.
36	Sanders, James	S	5-10	210	11/11/1983	5	Fresno State	Porterville, Calif.
29	Springs, Shawn	CB	6-0	204	3/11/1975	13	Ohio State	Silver Spring, Md.
22	Wheatley, Terrence	CB	5-9	185	5/5/1985	2	Colorado	Plano, Texas
24	Wilhite, Jonathan	CB	5-11	185	2/23/1984	2	Auburn	Monroe, La.
OFFENSE (26)								
#	NAME	POS	HT	WT	BORN	YR	COLLEGE	H.S. HOMETOWN
OFFENSIVE LINE (10)								
63	Connolly, Dan	OL	6-4	313	9/2/1982	4	Southeast Missouri St.	St. Louis, Mo.
77	Kaczur, Nick	T	6-4	315	7/28/1979	5	Toledo	Brantford, Ontario
67	Koppen, Dan	C	6-2	296	9/12/1979	7	Boston College	Whitehall, Pa.
72	Light, Matt	T	6-4	305	6/23/1978	9	Purdue	Greenville, Ohio
70	Mankins, Logan	G	6-4	310	3/10/1982	5	Fresno State	Catheys Valley, Calif.
61	Neal, Stephen	G	6-4	305	10/9/1976	8	Cal State-Bakersfield	San Diego, Calif.
60	Ohrnberger, Rich	OL	6-2	300	2/14/1986	R	Penn State	East Meadow, N.Y.
71	Simmons, Kendall	G	6-3	315	3/11/1979	8	Auburn	Ripley, Miss.
76	Vollmer, Sebastian	OL	6-8	315	7/10/1984	R	Houston	Kaarst, Germany
69	Wendell, Ryan	C	6-2	285	3/4/1986	1	Fresno State	Diamond Bar, Calif.
QUARTERBACK (2)								
12	Brady, Tom	QB	6-4	225	8/3/1977	10	Michigan	San Mateo, Calif.
8	Hoyer, Brian	QB	6-2	215	10/13/1985	R	Michigan State	North Olmstead, Ohio
WIDE RECEIVER (6)								
88	Aiken, Sam	WR	6-2	215	12/14/1980	7	North Carolina	Kenansville, N.C.
11	Edelman, Julian	WR	6-0	198	5/22/1986	R	Kent State	Redwood City, Calif.
13	Galloway, Joey	WR	5-11	197	11/20/1971	15	Ohio State	Bellaire, Ohio
81	Moss, Randy	WR	6-4	210	2/13/1977	12	Marshall	Rand, W. Va.
18	Slater, Matthew	WR	6-0	200	9/9/1985	2	UCLA	Anaheim, Calif.
83	Welker, Wes	WR	5-9	185	5/1/1981	6	Texas Tech	Oklahoma City, Okla.
RUNNING BACK (5)								
33	Faulk, Kevin	RB	5-8	202	6/5/1976	11	Louisiana State	Carencro, La.
42	Green-Ellis, BenJarvus	RB	5-11	215	7/2/1985	2	Mississippi	New Orleans, La.
39	Maroney, Laurence	RB	5-11	220	2/5/1985	4	Minnesota	St. Louis, Mo.
34	Morris, Sammy	RB	6-0	220	3/23/1977	10	Texas Tech	San Antonio, Texas
21	Taylor, Fred	RB	6-1	228	1/27/1976	12	Florida	Belle Glade, Fla.
TIGHT END (3)								
86	Baker, Chris	TE	6-3	258	11/18/1979	8	Michigan State	St. Albans, N.Y.
80	Matthews, Michael	TE	6-4	270	10/9/1983	3	Georgia Tech	Sycamore, Ohio
84	Watson, Benjamin	TE	6-3	255	12/18/1980	6	Georgia	Rock Hill, S.C.
SPECIALISTS (3)								
#	NAME	POS	HT	WT	BORN	YR	COLLEGE	H.S. HOMETOWN
SPECIALISTS (3)								
3	Gostkowski, Stephen	K	6-1	215	1/28/1984	4	Memphis	Madison, Miss.
6	Hanson, Chris	P	6-2	202	10/25/1976	11	Marshall	Sharpsburg, Ga.
47	Ingram, Jake	LS	6-3	235	10/23/1985	R	Hawaii	Milliani, Hawaii
RESERVE/INJURY (1)								
#	NAME	POS	HT	WT	BORN	YR	COLLEGE	H.S. HOMETOWN
RESERVE/INJURY (1)								
66	Bussey, George	OL	6-3	305	10/24/1984	R	Louisville	Louisville, Ky.
98	Crable, Shawn	LB	6-5	243	12/26/1984	2	Michigan	Massillon, Ohio
53	McKenzie, Tyrone	LB	6-2	240	12/11/1985	R	South Florida	Riverview, Fla.
35	Taylor, Chris	RB	6-0	224	11/7/1983	4	Indiana	Memphis, Tenn.
RESERVE/P.U.P (1)								
#	NAME	POS	HT	WT	BORN	YR	COLLEGE	H.S. HOMETOWN
RESERVE/P.U.P (1)								
64	LeVoir, Mark	T	6-7	310	7/29/1982	3	Notre Dame	Eden Prairie, Minn.
RESERVE/N.F.I. (1)								
#	NAME	POS	HT	WT	BORN	YR	COLLEGE	H.S. HOMETOWN
RESERVE/N.F.I (1)								
19	Tate, Brandon	WR	6-1	195	10/5/1987	R	North Carolina	Burlington, N.C.
RESERVE/MILITARY (3)								
#	NAME	POS	HT	WT	BORN	YR	COLLEGE	H.S. HOMETOWN
RESERVE/MILITARY (2)								
15	Barnes, Tyree	WR	6-0	196	4/15/1986	R	Navy	Hampton, Va.
44	Kettani, Eric	RB	5-11	235	3/26/1987	R	Navy	Kirtland, Ohio
15	White, Shun	WR	5-8	195	12/9/1985	R	Navy	Memphis, Tenn.



HOW THE PATRIOTS WERE BUILT

UPDATED: September 15, 2009

<u>YEAR</u>	<u>DRAFTEES (26)</u>	<u>VETERAN FREE AGENTS (14)</u>	<u>WAIVERS (1) / TRADES (4)</u>	<u>ROOKIE AND FIRST-YEAR FREE AGENTS (8)</u>
1999	Kevin Faulk (2)			
2000	Tom Brady (6b)			
2001	Matt Light (2)			Stephen Neal (fa)
2002	Jarvis Green (4b)			
2003	Ty Warren (1) Dan Koppen (5)			
2004	Vince Wilfork (1a) Benjamin Watson (1b)			Eric Alexander (fa)
2005	Logan Mankins (1) Nick Kaczur (3b) James Sanders (4)			Mike Wright (fa)
2006	Laurence Maroney (1) Stephen Gostkowski (4b)			Pierre Woods (fa)
2007	Brandon Meriweather (1)	Chris Hanson (fa)(NO) Sammy Morris (5)(MIA) Adalius Thomas (6)(BAL)	Randy Moss (1)(tr-OAK) Wes Welker (fa)(tr-MIA)	
2008	Jerod Mayo (1) Terrence Wheatley (2) Jonathan Wilhite (4) Matthew Slater (5)	Sam Aiken (4)(BUF) Dan Connolly (fa)(JAX)		BenJarvus Green-Ellis (fa) Gary Guyton (fa) Ryan Wendell (fa)
2009	Pat Chung (2a) Ron Brace (2b) Darius Butler (2c) Sebastian Vollmer (2d) Rich Ohrmberger (4) Jake Ingram (6a) Myron Pryor (6b) Julian Edelman (7a)	Chris Baker (3)(NYJ) Tully Banta-Cain (7)(SF) Leigh Bodden (fa)(DET) Joey Galloway (1)(TB) Brandon McGowan (fa)(CHI) Rob Ninkovich (fa) Kendall Simmons (fa (PITT) Shawn Springs (1)(WAS) Fred Taylor (1)(JAX)	Derrick Burgess (3) (tr-OAK) Bret Lockett (fa) (CW-CLE) Michael Matthews (fa) (tr-NYG) RESERVE/INJURED (4) George Bussey Shawn Crable Tyrone McKenzie Chris Taylor RESERVE/P.U.P (1) Mark LeVoir RESERVE/N.F.I. (1) Brandon Tate RESERVE/MILITARY (3) Tyree Barnes (fa) Eric Kettani (fa) Shun White (fa)	Brian Hoyer (fa)
<p>NOTE: Team in parenthesis is the player's prior team (#) – indicates round drafted (fa) – indicates non-drafted free agents</p>				



2009 TRANSACTIONS

UPDATED: September 15, 2009

JANUARY, 2009

1/27/2009 Reese, Floyd
Hired as Senior Football Advisor

FEBRUARY, 2009

2/3/2009 Boyer, Josh
Named Defensive Backs Coach
2/3/2009 O'Brien, Bill
Named Quarterbacks Coach
2/3/2009 O'Brien, Scott
Hired as Special Teams Coach
2/5/2009 Casell, Matt
Designated Franchise Player
2/12/2009 Osenfort, Monti
Named National Scout
2/12/2009 Robinson, Jon
Named Director of College Scouting
2/12/2009 Waldron, Shane
Named Tight Ends Coach
2/17/2009 Washington, Kelley
Released
2/17/2009 Yates, Billy
Released
2/18/2009 Banta-Cain, Tully
Signed as Veteran Free Agent (SF)
2/18/2009 Listort, Brad
Signed as First-Year Free Agent (NY)
2/20/2009 Yates, Billy
Re-Signed
2/25/2009 Little, Jason
Hired as Director of Pro Personnel
2/25/2009 O'Shea, Chad
Hired as Receivers Coach
2/27/2009 Taylor, Fred
Signed as Veteran Free Agent (JAX)
2/27/2009 Robertson, Darrell
Released
2/28/2009 Casell, Matt
Traded to Kansas City
2/28/2009 Vrabel, Mike
Traded to Kansas City

MARCH, 2009

3/2/2009 Baker, Chris
Signed as Veteran Free Agent (NY);
3/2/2009 Hochstein, Russ
Re-Signed
3/5/2009 Alexander, Eric
Re-Signed
3/5/2009 Hanson, Chris
Re-Signed
3/5/2009 Lewis, Greg
Acquired Via Trade (PHI)
3/5/2009 Sanders, James
Re-Signed
3/10/2009 Hodel, Nathan
Signed as Veteran Free Agent (ARZ);
3/11/2009 Boddien, Leigh
Signed as Veteran Free Agent (DET)
3/11/2009 Springs, Shawn
Signed as Veteran Free Agent (WAS)
3/16/2009 Johnson, Al
Signed as Veteran Free Agent (MIA)
3/16/2009 Britt, Wesley
Re-Signed
3/16/2009 Ventrone, Ray
Re-Signed
3/16/2009 Williams, Tank
Re-Signed
3/16/2009 Wright, Mike
Re-Signed
3/19/2009 Galloway, Joey
Signed as Veteran Free Agent (TB)
3/23/2009 Duckett, Damane
Signed as Veteran Free Agent (SF)

APRIL, 2009

4/21/2009 Woods, Pierre
Re-Signed
4/23/2009 Smith, Kenny
Re-Signed
4/25/2009 Chung, Patrick
Drafted
4/25/2009 Brace, Ron
Drafted
4/25/2009 Butler, Darius
Drafted
4/25/2009 Vollmer, Sebastian
Drafted
4/26/2009 Tate, Brandon
Drafted
4/26/2009 McKenzie, Tyrone
Drafted
4/26/2009 Ohnberger, Rich
Drafted
4/26/2009 Bussey, George
Drafted
4/26/2009 Ingram, Jake
Drafted
4/26/2009 Pryor, Myron
Drafted
4/26/2009 Edelman, Julian
Drafted
4/26/2009 Richard, Darryl
Drafted
4/26/2009 Hobbs, Ellis
Traded to Philadelphia
4/29/2009 Ruel, Bo
Released
4/30/2009 Smith, Alex
Acquired Via Trade (TB)
4/30/2009 Appleby, Antonio
Signed as Rookie Free Agent
4/30/2009 Hoyer, Brian
Signed as Rookie Free Agent
4/30/2009 Love, Jamar
Signed as Rookie Free Agent
4/30/2009 McClinton, Marcus
Signed as Rookie Free Agent
4/30/2009 Porter, Jemal
Signed as Rookie Free Agent

MAY, 2009

5/4/2009 Curcu, Vinny
Signed as Veteran Free Agent (MIN)
5/4/2009 Williams, Stephen
Signed as Veteran Free Agent (CAR)
5/4/2009 Cuff, Omar
Signed as First-Year Free Agent (TB)
5/4/2009 Ortiz, Robert
Re-Signed as First-Year Free Agent
5/4/2009 Barnes, Tyree
Signed as Rookie Free Agent
5/4/2009 Kettani, Eric
Signed as Rookie Free Agent
5/4/2009 Perez, Aaron
Signed as Rookie Free Agent
5/4/2009 White, Shun
Signed as Rookie Free Agent
5/5/2009 McGowan, Brandon
Signed as Unrestricted Free Agent (CHI)
5/5/2009 Malone, Tom
Released
5/11/2009 Nunn, Terrence
Signed as Rookie Free Agent
5/26/2009 Duckett, Damane
Released
5/26/2009 Listort, Brad
Released
5/27/2009 Lenon, Paris
Signed as Unrestricted Free Agent (DET);
5/29/2009 Perez, Aaron
Released

JUNE, 2009

6/1/2009 Malone, Tom
Re-signed
6/4/2009 Pass, Patrick
Signed as a Veteran Free Agent (NYG)
6/4/2009 Smith, Kenny
Released
6/4/2009 Craig, Angelo
Released
6/4/2009 Cuff, Omar
Released
6/4/2009 McClinton, Marcus
Released
6/11/2009 Pass, Patrick
Released
6/16/2009 Ohnberger, Rich
Signed/Draft Choice
6/16/2009 Appleby, Antonio
Released

JULY, 2009

7/13/2009 Butler, Darius
Signed/Draft Choice
7/16/2009 Richard, Darryl
Signed/Draft Choice
7/23/2009 Brace, Ron
Signed/Draft Choice
7/23/2009 Vollmer, Sebastian
Signed/Draft Choice
7/23/2009 Tate, Brandon
Signed/Draft Choice
7/23/2009 Bussey, George
Signed/Draft Choice
7/23/2009 Pryor, Myron
Signed/Draft Choice
7/23/2009 Edelman, Julian
Signed/Draft Choice
7/23/2009 Ortiz, Robert
Released
7/23/2009 Barnes, Tyree
Placed on Reserve/Military
7/23/2009 Kettani, Eric
Placed on Reserve/Military
7/27/2009 Chung, Pat
Signed/Draft Choice
7/27/2009 Spann, Antwain
Released
7/28/2009 Jones, Herana-Daze
Signed
7/28/2009 Porter, Jemal
Released
7/29/2009 Ingram, Jake
Signed/Draft Choice
7/29/2009 Love, Jamar
Released

August, 2009

8/1/2009 Malone, Tom
Released
8/2/2009 Love, Jamar
Signed
8/2/2009 Ninokovich, Rob
Signed
8/2/2009 Reid, Vince
Released
8/3/2009 Walter, Andrew
Signed
8/3/2009 Gutierrez, Matt
Released
8/6/2009 Burgess, Derrick
Acquired Via Trade (OAK)
8/6/2009 Johnson, Al
Released
8/17/2009 Taylor, Chris
Signed
8/17/2009 Smith, Le Kevin
Traded to Denver for undisclosed draft pick
8/17/2009 White, Shun
Placed on Reserve/Military
8/18/2009 Rogers, Roderick
Signed
8/19/2009 Richardson, Mike
Released
8/23/2009 DeVree, Tyson
Released
8/25/2009 Hochstein, Russ
Traded to Denver for undisclosed draft pick
8/25/2009 McKenzie, Tyrone
Signed/Draft Choice
8/25/2009 Williams, Tank
Released
8/26/2009 Ortiz, Robert
Signed
8/31/2009 Bruschi, Tedy
Announced his Retirement
8/31/2009 Hodel, Nathan
Released
8/31/2009 O'Connell, Kevin
Released
8/31/2009 LeVior, Matt
Placed on Reserve/P.I.P.
8/31/2009 McKenzie, Tyrone
Placed on Reserve/Injured (knee)
8/31/2009 Tate, Brandon
Placed on Reserve/N.F.I.

September, 2009

9/4/2009 Curcu, Vinny
Released
9/4/2009 Ortiz, Robert
Released
9/4/2009 Rogers, Roderick
Released
9/4/2009 Walter, Andrew
Released
9/4/2009 Williams, Stephen
Released
9/4/2009 Yates, Billy
Released
9/5/2009 Adams, Titus
Released
9/5/2009 Britt, Wesley
Released
9/5/2009 Bussey, George
Placed on Reserve/Injured (knee)
9/5/2009 Crable, Shawn
Placed on Reserve/Injured (groin)
9/5/2009 Jones, Herana-Daze
Released
9/5/2009 Lenon, Paris
Released
9/5/2009 Love, Jamar
Released
9/5/2009 Nunn, Terrence
Released
9/5/2009 O'Callaghan, Ryan
Released
9/5/2009 Richard, Darryl
Released
9/5/2009 Smith, Alex
Placed on Reserve/Injured (shoulder)
9/5/2009 Taylor, Chris
Released
9/5/2009 Ventrone, Ray
Released
9/5/2009 Thomas, David
Traded to New Orleans for an undisclosed draft pick
9/5/2009 Matthews, Michael
Acquired via trade (NY Giants)
9/5/2009 Seymour, Richard
Traded to Oakland for an undisclosed draft pick
9/6/2009 Simmons, Kendall
Signed
9/7/2009 Adams, Titus
Signed to the Practice Squad
9/7/2009 Brown, Patrick
Signed to the Practice Squad
9/7/2009 Grady, Adrian
Signed to the Practice Squad
9/7/2009 Terrence Nunn
Signed to the Practice Squad
9/7/2009 Darryl Richard
Signed to the Practice Squad
9/7/2009 Stanback, Isaiah
Signed to the Practice Squad
9/7/2009 Williamson, DeAngelo
Signed to the Practice Squad
9/7/2009 Lockett, Bret
Claimed off waivers from Cleveland
9/7/2009 Lewis, Greg
Released
9/8/2009 Agnone, Robbie
Signed to the Practice Squad



UNOFFICIAL DEPTH CHART

Unofficial depth chart compiled by Patriots media relations, Sept. 8, 2009

OFFENSE

WR: 83 Wes Welker	88 Sam Aiken	18 Matthew Slater
LT: 72 Matt Light	<u>76 Sebastian Vollmer</u>	
LG: 70 Logan Mankins	63 Dan Connolly	
C: 67 Dan Koppen	69 Ryan Wendell	
RG: 61 Stephen Neal	<u>60 Rich Ohrnberger</u>	71 Kendall Simmons
RT: 77 Nick Kaczur	<u>76 Sebastian Vollmer</u>	
TE 84 Benjamin Watson	86 Chris Baker	80 Michael Matthews
WR: 81 Randy Moss	13 Joey Galloway	<u>11 Julian Edelman</u>
QB: 12 Tom Brady	<u>8 Brian Hoyer</u>	
RB: 39 Laurence Maroney	34 Sammy Morris	33 Kevin Faulk
RB: 21 Fred Taylor	42 BenJarvus Green-Ellis	

DEFENSE

LE: 94 Ty Warren	<u>91 Myron Pryor</u>	
NT: 75 Vince Wilfork	99 Mike Wright	<u>92 Ron Brace</u>
RE: 97 Jarvis Green	<u>91 Myron Pryor</u>	
OLB 58 Pierre Woods	95 Tully Banta-Cain	50 Rob Ninkovich
ILB: 51 Jerod Mayo	52 Eric Alexander	
ILB: 59 Gary Guyton	52 Eric Alexander	
OLB 96 Adalius Thomas	55 Derrick Burgess	
LCB: 29 Shawn Springs	22 Terrence Wheatley	<u>28 Darius Butler</u>
RCB 23 Leigh Bodden	24 Jonathan Wilhite	
SS: 31 Brandon Meriweather	<u>25 Pat Chung</u>	
FS: 36 James Sanders	30 Brandon McGowan	38 Bret Lockett

SPECIAL TEAMS

K: 3 Stephen Gostkowski	6 Chris Hanson	
P: 6 Chris Hanson	3 Stephen Gostkowski	
H: 6 Chris Hanson	<u>8 Brian Hoyer</u>	
PR: 83 Wes Welker	33 Kevin Faulk	22 Terrence Wheatley
KR: 18 Matthew Slater	39 Laurence Maroney	<u>28 Darius Butler</u>
LS: <u>47 Jake Ingram</u>		

PRONUNCIATION GUIDE

Leigh Bodden	BOD-in	Dan Koppen	COPE-en
Stephen Gostkowski	gust-OW-ski	Jerod Mayo	je-ROD
Nick Kaczur	KÄ-zur	Adalius Thomas	ah-DAY-lus
		Ryan Wendell	wen-DELL