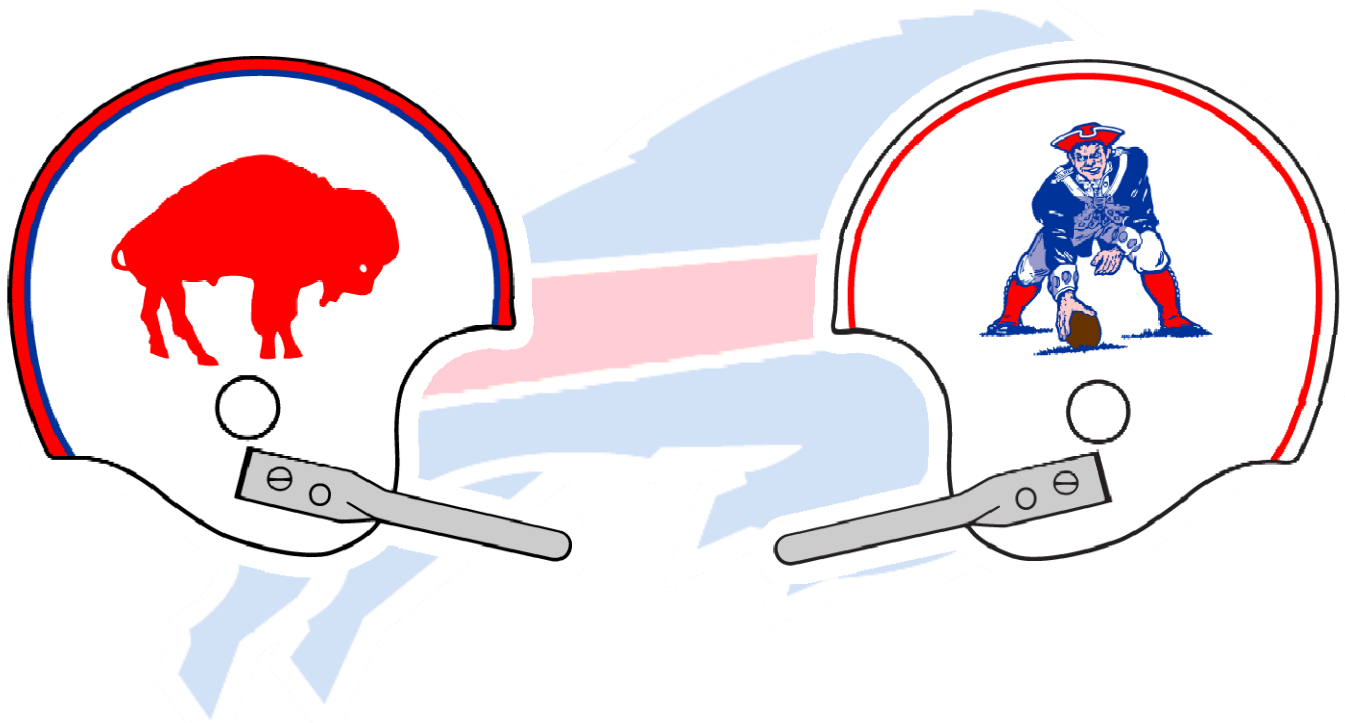


BUFFALO BILLS

Weekly Game Information



REGULAR SEASON GAME #1

BILLS @ PATRIOTS

Monday, September 14, 2009

7:00 PM (ET) - Gillette Stadium

www.buffalobills.com/media

BUFFALO BILLS



**GAME RELEASE - Week #1 Buffalo Bills (0-0) at New England Patriots (0-0)
Monday, September 14 - 7:00 PM ET - Gillette Stadium - Foxborough, MA**

BILLS FACE PATRIOTS ON KICKOFF WEEKEND

The Buffalo Bills will travel to Foxborough, MA this week to open its 2009 regular season schedule against the New England Patriots on Monday Night Football with a kickoff slot of 7:00 PM ET. With a win this week, the Bills will:



- **Win consecutive Kickoff Weekend games for the first time since the 1992 and 1993 seasons**
- **Win its first MNF game since 1999 (10/4/99 at MIA 23-18)**
- **Clinchits first win against New England since 2003**

This week's game will mark only the second road game on Kickoff Weekend in the past 10 seasons for Buffalo, which last occurred in 2006 against New England (9/10/06, L, 17-19).

Buffalo will open its regular season schedule on Monday Night Football for the third time in team history. The Bills and Patriots have met once before on the national broadcast (10/23/1995, L 14-17 in New England).

Next week, the Bills will return home and welcome the Tampa Bay Buccaneers to Ralph Wilson Stadium for the first time in series history on Sunday, September 20 at 4:05 PM ET.

BILLS ON SEPTEMBER 14TH

This week's game will mark the seventh time the Bills have played on September 14th and the second year in a row. Buffalo has played on the road on September 14th in their last four games played on that date. In the last game on the 14th, the Bills defeated Jacksonville 20-16 in 2008.

The Bills have a 3-3 record on this date. Below is a list of the team's results on September 14th:

SEPTEMBER 14th OVERALL RECORD - 3-3

- 2008, @ Jacksonville – W 20-16
- 2003, @ Jacksonville – W 38-17
- 1997, @ Kansas City – L 16-22
- 1986, @ Cincinnati – L 33-36 (OT)
- 1980, vs. NY Jets – W, 20-10
- 1969, vs. NY Jets – L 19-33

BROADCAST INFO

TELEVISION: ESPN / WKBW-TV (Ch. 7 BUF)
PLAY-BY-PLAY: Mike Tirico
COLOR ANALYSTS: Jon Gruden & Ron Jaworski
SIDELINE REPORTER: Suzy Kolber
PRODUCER: Jay Rothman
DIRECTOR: Chip Dean



BILLS RADIO NETWORK

FLAGSHIP: Buffalo – 97 Rock (96.9 FM) and The Edge (103.3 FM); Rochester – WHAM (1180 AM); Toronto - FAN (590 AM)
PLAY-BY-PLAY: John Murphy (23rd year, 6th as play-by-play)
COLOR ANALYST: Mark Kelso (4th year)
SIDELINE REPORTER: Rich Gaenzler (10th year; 1st year as sideline)

UPCOMING WEEK'S SCHEDULE

AT ONE BILLS DRIVE - Orchard Park, NY

Monday, September 7 - Practice - 10:45 am - 1:10 pm
Open to media (10:55 am - 11:15 am)
Open Locker Room - 1:10 pm - 2:10 pm

Tuesday, September 8 - PLAYERS DAY OFF

Wednesday, September 9 - Practice - 11:20 am - 1:50 pm
Open to media (11:35 am - 11:45 am)
Open Locker Room - 1:50 pm - 2:45 pm
Fieldhouse - Edwards, Evans Owens
Offensive Coaches available upon request
QB Tom Brady Conference Call - 3:15 pm
Bill Belichick Conference Call - 11:15 am
Coach Dick Jauron in Media Room - 2:30 pm

Thursday, September 10 - Practice - 11:20 am - 1:40 pm
Open to media (11:35 am - 11:45 am)
Open Locker Room (1:40 pm - 2:45 pm)
Defensive Coaches available upon request

Friday, September 11 - Practice - 10:15 am - 12 noon
Open to media (10:25 am - 10:35 am)
Open Locker Room 12 noon - 1:00 pm

Saturday, September 12 - Practice - 10:45 am - 12:30 pm
Open to media (11:00 am - 11:10 am)
Open Locker Room 12:30 pm - 1:30 pm

Sunday, September 13 - Walk-Thru - CLOSED TO MEDIA

Monday, September 14 - Bills at Patriots - 7:00 PM

****All dates and times are subject to change.****

Scott Berchtold
Vice President/Communications
scott.berchtold@bills.nfl.net
716-312-8701

Matt Heidt
Media Relations Assistant
matt.heidt@bills.nfl.net
716-312-8704

Dominick Rinelli
Media Relations Assistant/Research Analyst
dominick.rinelli@bills.nfl.net
716-312-8707

Chris Jenkins
Director of Media Relations
chris.jenkins@bills.nfl.net
716-312-8702

Dawn Dotzler
Administrative Assistant
dawn.dotzler@bills.nfl.net
716-312-8700



50 YEARS OF OWNERSHIP

On October 28, 1959, Ralph Wilson, Jr., a member of Pro Football Hall of Fame's 2009 class, was awarded the seventh franchise by the American Football League.

The 2009 season of Buffalo Bills football will mark the 50th year of football for the franchise and 50 years of ownership by Ralph Wilson, Jr.

The Buffalo Bills are the only original American Football League team to have remained in their originating city with their original owner.

Ralph Wilson, Jr. will become the sixth current NFL franchise owner to have owned their respective club for 50 or more years.

Below is a list of current NFL owners with 50 or more years of ownership:

- The Halas Family, Chicago (1921)
- William V. Bidwell, Arizona (Family, 1933)
- The Rooney family, Pittsburgh (1933)
- K.S. (Bud) Adams, Tennessee (August 3, 1959)
- **Ralph Wilson, Jr., Buffalo (October 28, 1959)**

THE RALPH

Opened on August 17, 1973, the Buffalo Bills welcomed fans into their new home - Ralph Wilson Stadium.

Over the course of its 36-year existence, Ralph Wilson Stadium has played host to some of the NFL's most memorable games and ranks as one of the oldest stadiums in the NFL.

Given the nickname 'The Ralph', Ralph Wilson Stadium is the seventh oldest stadium in the NFL.

Below is a look at the oldest venues in the league:

| TEAM | STADIUM | OPENED | YRS |
|----------------------|-----------------------------|-------------|-----------|
| Chicago Bears | Soldier Field | 1924 | 85 |
| Green Bay Packers | Lambeau Field | 1957 | 52 |
| San Francisco 49ers | Candlestick Park | 1960 | 49 |
| Oakland Raiders | McAfee Coliseum | 1966 | 43 |
| San Diego Chargers | Qualcomm Stadium | 1967 | 42 |
| Kansas City Chiefs | Arrowhead Stadium | 1972 | 37 |
| Buffalo Bills | Ralph Wilson Stadium | 1973 | 36 |
| New Orleans Saints | Louisiana Superdome | 1975 | 34 |
| *New York Giants | Giants Stadium | 1976 | 33 |
| *New York Jets | The Meadowlands | 1976 | 33 |

* - Both clubs share the stadium

BILLS 49-YEAR RECORD TOTALS

| | W | L | T | PCT. |
|----------------------------|------------|------------|----------|-------------|
| Home Games | 200 | 167 | 4 | .545 |
| Road Games | 148 | 217 | 4 | .407 |
| Playoff Games - Home | 10 | 3 | 0 | .769 |
| Playoff Games - Road | 4 | 8 | 0 | .333 |
| Neutral Site Playoff Games | 0 | 4 | 0 | .000 |
| TOTALS | 362 | 399 | 8 | .476 |

2009 LEGACY GAMES

The Buffalo Bills unveiled their throwback jerseys after a July 30 training camp practice in Pittsford, NY which will be worn in four games during the 2009 season - including the Hall of Fame game vs. Tennessee as part of the NFL's AFL Legacy Games.



Coinciding with the celebration of the 50th anniversary of the AFL, the eight original AFL teams will wear historic uniforms during Legacy Games.

The Bills are scheduled to wear their throwback uniforms which represent the team's 1965 AFL Championship season. The helmet is white and will feature a standing red buffalo.

Buffalo will wear their throwback uniforms for the following games:

- Sunday, August 9 - Tennessee Titans (White)
- Monday, September 14 - at N.E. Patriots (White)
- Sunday, November 15 - at Tennessee Titans (White)
- Sunday, November 29 - MIAMI DOLPHINS (Blue)

CLOSING IN ON 350 WINS

The Buffalo Bills are closing in on a milestone in team history - 350 regular season wins. Buffalo enters the 2009 season with 348 wins in 49 years of professional football.

With their second win this season, the Bills will become the seventh original AFL football team to post 350 regular season wins or more.

Below is a list of the eight original AFL teams and their regular season win totals:

| TEAM | WINS |
|----------------------|------------|
| Oakland Raiders | 405 |
| Kansas City Chiefs | 381 |
| Denver Broncos | 386 |
| New England Patriots | 377 |
| Tennessee Titans | 363 |
| San Diego Chargers | 362 |
| Buffalo Bills | 348 |
| New York Jets | 331 |

With 200 regular season home victories, Buffalo ranks seventh among the eight original AFL franchises.

Below is a list of regular season home wins for each original AFL team:

| TEAM | WINS |
|----------------------|------------|
| Denver Broncos | 235 |
| Kansas City Chiefs | 227 |
| New England Patriots | 210 |
| Tennessee Titans | 210 |
| Oakland Raiders | 209 |
| San Diego Chargers | 203 |
| Buffalo Bills | 200 |
| New York Jets | 182 |



SCHEDULE & CREDENTIAL DEADLINES

All credential requests should be made through the Buffalo Bills media website - www.buffalobills.com/media. For all credential questions please contact Vice President of Communications Scott Berchtold (716-312-8701 or scott.berchtold@bills.nfl.net) or Dawn Dotzler (716-312-8700 or dawn.dotzler@bills.nfl.net).

2009 REGULAR SEASON SCHEDULE

Monday, September 14 at New England Patriots 7:00 PM ET
DEADLINE PASSED

Sunday, September 20 TAMPA BAY BUCCANEERS 4:05 PM ET
Credential Request Deadline: Tues. Sept. 15 - 12 Noon ET

Sunday, September 27 NEW ORLEANS SAINTS 4:05 PM ET
Credential Request Deadline: Tues. Sept. 22 - 12 Noon ET

Sunday, October 4 Miami Dolphins 4:05 PM ET
Credential Request Deadline: Thurs. Sept. 24 - 12 Noon ET

Sunday, October 11 CLEVELAND BROWNS 1:00 PM ET
Credential Request Deadline: Tues. Oct. 6 - 12 Noon ET

Sunday, October 18 New York Jets 4:15 PM ET
Credential Request Deadline: Thurs. Oct. 8 - 12 Noon ET

Sunday, October 25 Carolina Panthers 4:05 PM ET
Credential Request Deadline: Thurs. Oct. 15 - 12 Noon ET

Sunday, November 1 HOUSTON TEXANS 1:00 PM ET
Credential Request Deadline: Tues. Oct. 27 - 12 Noon ET

Sunday, November 15 Tennessee Titans 1:00 PM ET
Credential Request Deadline: Thurs. Nov. 5 - 12 Noon ET

Sunday, November 22 Jacksonville Jaguars 1:00 PM ET*
Credential Request Deadline: Thurs. Nov. 12 - 12 Noon ET

Sunday, November 29 MIAMI DOLPHINS 1:00 PM ET*
Credential Request Deadline: Tues. Nov. 24 - 12 Noon ET

Thursday, December 3 NEW YORK JETS 8:20 PM ET*
Credential Request Deadline: Fri. Nov. 27 - 12 Noon ET

Sunday, December 13 Kansas City Chiefs 1:00 PM ET*
Credential Request Deadline: Thurs. Dec. 3 - 12 Noon ET

Sunday, December 20 NEW ENGLAND PATRIOTS 1:00 PM ET*
Credential Request Deadline: Tues. Dec. 15 - 12 Noon ET

Sunday, December 27 Atlanta Falcons 1:00 PM ET*
Credential Request Deadline: Thurs. Dec. 17 - 12 Noon ET

Sunday, January 3 INDIANAPOLIS COLTS 1:00 PM ET*
Credential Request Deadline: Tues. Dec. 29 - 12 Noon ET

* Games Subject to Flex Scheduling

For all regular season credential requests, please visit www.buffalobills.com/media for deadline information and to apply.

STRENGTH OF SCHEDULE

Based on 2008 regular season records, the Buffalo Bills opponents for the season accumulated a record of 146-110-0. The Bills' strength of schedule is .570 - the sixth highest winning percentage among team opponents in 2009. Below is a list of the Bills' 2009 opponents and their 2008 records.

| OPPONENT | 2008 RECORD | 2009 RECORD |
|-------------------------------|-------------|-------------|
| 9/14 at New England Patriots | 11-5 | |
| 9/20 TAMPA BAY BUCCANEERS | 9-7 | |
| 9/27 NEW ORLEANS SAINTS | 8-8 | |
| 10/4 at Miami Dolphins | 11-5 | |
| 10/11 CLEVELAND BROWNS | 4-12 | |
| 10/18 at New York Jets | 9-7 | |
| 10/25 at Carolina Panthers | 12-4 | |
| 11/1 HOUSTON TEXANS | 8-8 | |
| 11/15 at Tennessee Titans | 13-3 | |
| 11/22 at Jacksonville Jaguars | 5-11 | |
| 11/29 MIAMI DOLPHINS | 11-5 | |
| 12/3 NEW YORK JETS | 9-7 | |
| 12/13 at Kansas City Chiefs | 2-14 | |
| 12/20 NEW ENGLAND PATRIOTS | 11-5 | |
| 12/27 at Atlanta Falcons | 11-5 | |
| 1/3 INDIANAPOLIS COLTS | 12-4 | |

TOTAL 146-110-0 (57.0%)

Below is a list of the NFL teams whose opponents have the highest winning percentage based on the 2008 regular season schedule.

The Bills' 2009 opponents have the sixth-highest winning percentage in the NFL:

| RK | TEAM | STRENGTH OF SCHEDULE |
|----|----------------------|-------------------------|
| 1. | Miami Dolphins | .594 (152-104-0) |
| 2. | Carolina Panthers | .592 (151-104-1) |
| 3. | New England Patriots | .590 (151-105-0) |
| 4. | Atlanta Falcons | .588 (150-105-1) |
| 5. | Tampa Bay Buccaneers | .580 (148-107-1) |
| 6. | Buffalo Bills | .570 (146-110-0) |

NEW BILLS IN 2009

Fourteen players will make their debut in a Bills uniform on Monday, including the team's top off-season acquisitions: C **Geoff Hangartner** and WR **Terrell Owens** along with rookie draft selections DE **Aaron Maybin** and OL **Eric Wood**.

Along with **Hangartner** and **Owens**, the Bills were active in free agency and the offseason by signing a total of seven free agents who made the team's 53-man roster: QB **Ryan Fitzpatrick**, C **Geoff Hangartner**, CB **Drayton Florence**, OL **Seth McKinney**, WR **Terrell Owens**, LB **Ashlee Palmer** and LS **Garrison Sanborn**.

The Bills' 2009 draft class produced seven members of the opening day roster: DE **Aaron Maybin**, OL **Eric Wood**, DB **Jairus Byrd**, OL **Andy Levitre**, TE **Shawn Nelson**, LB **Nic Harris** and DB **Ellis Lankster**.

LAST WEEK - LIONS 17, BILLS 6

Thursday, September 3, Ralph Wilson Stadium - 60,877

The Buffalo Bills finished their 2009 preseason slate with a record of 1-4 after dropping a 17-6 decision to the Detroit Lions at Ralph Wilson Stadium.

QB Ryan Fitzpatrick led the offense for the first half completing 9 of 17 attempts for 78 yards. On the defensive side, CB Reggie Corner, CB Jairus Byrd and DE Aaron Maybin showed why they were highly sought after.

On the first play of the second quarter, Corner picked off Lions QB Matt Stafford at the Bills 21 yard line to return the ball for 52 yards to Detroit's 27 yard line. The Bills' offense was unable to convert on the turnover. AFitzpatrick interception would consume the offense from getting into the end zone. The Lions came back to put seven points on the board giving them the lead going into halftime.

In the second half, the Bills put in QB Gibran Hamdan. Hamdan tried to show signs of the no huddle format by connecting with WR Steve Johnson on two deep balls to charge the Bills down field; once on a pass deep right for 27 yards and then again with a pass deep left for 33 yards to get the Bills offense to the Detroit eight yard line. The Bills were able to put three points on the board with a K Rian Lindell field goal. The Lions came back with a field of their own to put them ahead 10-3. Hamdan again tried to lead the Bills offense into the end zone but were only able to convert three points with another Lindell field goal moving the Bills within four, 10-6. Hamdan would go on to complete 9 of 17 passing attempts for a total of 163 yards and an interception.

For the defense, Corner and Byrd were both able to post an interception. Byrd also went on to have three tackles for the night. Maybin continued to impress by showing how fast he comes off the edge. He went on to sack Stafford for a loss of nine yards forcing a fumble that was recovered by Buffalo.

| TEAM | 1 | 2 | 3 | 4 | Final |
|-------|---|---|---|----|-------|
| LIONS | 0 | 7 | 0 | 10 | 17 |
| BILLS | 0 | 0 | 3 | 3 | 6 |

| TM | QTR. | TIME | SCORING PLAY | DRIVE | SCR |
|----|------|------|--------------|-------|-----|
|----|------|------|--------------|-------|-----|

| | | | | | |
|-----|---|------|---------------------------------------|--|--|
| DET | 2 | 0:18 | J. Felton 1 yd. run (B. Cundiff kick) | | |
|-----|---|------|---------------------------------------|--|--|

| | | | | | |
|--|--|--|--|-------------|--|
| | | | | 10-55, 2:15 | |
|--|--|--|--|-------------|--|

| | | | | | |
|-----|--|--|--|--|--|
| 7-0 | | | | | |
|-----|--|--|--|--|--|

| | | | | | |
|-----|---|------|------------------------------|-------------|--|
| BUF | 3 | 3:24 | R. Lindell 24 yd. field goal | 11-84, 4:40 | |
|-----|---|------|------------------------------|-------------|--|

| | | | | | |
|-----|-----|---|--|---------------------|--|
| 7-3 | DET | 4 | | 12:17 B. Cundiff 32 | |
|-----|-----|---|--|---------------------|--|

| | | | | | |
|----------------|--|-------------|--|------|--|
| yd. Field Goal | | 13-57, 6:06 | | 10-3 | |
|----------------|--|-------------|--|------|--|

| | | | | | |
|-----|---|------|------------------------------|------------|------|
| BUF | 4 | 6:59 | R. Lindell 48 yd. Field Goal | 6-45, 1:49 | 10-6 |
|-----|---|------|------------------------------|------------|------|

| | | | | | |
|-----|---|------|---------------------------------------|--|--|
| DET | 4 | 6:42 | T. Davis 79 yd. run (B. Cundiff kick) | | |
|-----|---|------|---------------------------------------|--|--|

| | | | | | |
|--|--|--|--|------------|--|
| | | | | 1-79, 0:17 | |
|--|--|--|--|------------|--|

17-6 TEAM STATS

| | DET | BUF |
|-------------------|---------|---------|
| First Downs | 20 | 16 |
| Rushes-Yards | 37-249 | 29-87 |
| Net Passing Yards | 173 | 234 |
| Total Net Yards | 422 | 321 |
| Pass (A-C-I) | 28-16-2 | 34-18-2 |
| Sacked by Opp. | 2-19 | 1-7 |
| Punts-Average | 4-43.3 | 4-42.5 |
| Fumbles-Lost | 2-1 | 1-1 |
| Penalties | 6-54 | 8-51 |
| Time of Poss. | 32:43 | 27:17 |

RUSHING

LIONS: T. Davis 3-92 TD; A. Brown 11-56; A. Cason 6-40; M. Morris 9-29; M. Manuel 1-20; J. Felton 4-8 TD; M. Stafford 1-7; K. O'Connell 2-(-3)
BILLS: C. McIntyre 7-29; B. Hall 11-28; X. Omon 4-17; D. Rhodes 6-11; R. Fitzpatrick 1-2

PASSING

LIONS: B. Bollinger 11-19, 111 yards, INT; M. Stafford 5-9, 81 yards, INT
BILLS: G. Hamdan 9-17, 163 yards, INT; R. Fitzpatrick 9-17, 78 yards, INT

RECEIVING

LIONS: C. Johnson 2-56; A. Jennings 2-42; C. Fitzsimmons 2-21; D. Looker 2-15; C. Butler 2-15; D. Gronkowski 1-11; B. Pettigrew 1-9; K. Colbert 1-9; M. Morris 1-7; B. Johnson 1-4; A. Brown 1-3; J. Standeford 0-0
BILLS: J. Stupar 4-29; St. Johnson 3-69; J. Jenkins 2-67; T. Devree 2-

LAST MEETING - BILLS-PATRIOTS

BILLS 0, PATRIOTS 13

Sunday, December 28, Ralph Wilson Stadium - 71,282

With swirling winds turning even the simplest play into an adventure, the Buffalo Bills were unable to find the end zone on Sunday afternoon at Ralph Wilson Stadium, and lost their final game of the 2008 season to the New England Patriots 13-0.

Pre-game gusts were recorded at 75 mph, and during the game were sustained between 35-50 mph. The wind wreaked havoc on the kicking and passing games of both teams. Patriots QB Matt Cassel attempted only eight passes, but the Patriots were able to put together three scoring drives, led by RBs Sammy Morris, (24 carries for 85 yards) Lamont Jordan, (20 carries for 64 yards) and Cassel himself, who had three rushes for 19 yards.

In light of the weather, the Bills also sidelined their passing game early in favor of RB Fred Jackson, who had a career-high 136 rushing yards on 27 attempts. QB Trent Edwards did not even attempt a pass until the first play of the second quarter.

On the game, the second-year quarterback was 14 of 25 for 128 yards. Though Jackson was able to get the Bills close, they could never close the deal. An early second-quarter field goal attempt by K Rian Lindell was caught up in the wind and sailed wide right.

Just before halftime, Buffalo drove to the New England 12 yard line with 22 seconds remaining, only to have the clock expire before they were able to get off another play.

The Bills never got closer than the New England 34 yard line the rest of the game, as their final five drives went: turnover, punt, downs, downs, end of game. With the loss, the Bills finished 7-9 for the third consecutive year.

| TEAM | 1 | 2 | 3 | 4 | Final |
|----------|---|---|---|---|-------|
| PATRIOTS | 3 | 0 | 7 | 3 | 13 |
| BILLS | 0 | 0 | 0 | 0 | 0 |

| TM | QTR. | TIME | SCORING PLAY | DRIVE | SCR |
|----|------|------|--------------|-------|-----|
|----|------|------|--------------|-------|-----|

| | | | | | |
|----|---|------|------------------------|------------|-----|
| NE | 1 | 3:01 | S. Gostkowski 33 yd FG | 9-48, 4:11 | 3-0 |
|----|---|------|------------------------|------------|-----|

| | | | | | |
|----|---|------|--|-------------|------|
| NE | 3 | 4:39 | L. Jordan 2 yd rush (S. Gostkowski kick) | 11-43, 6:00 | 10-0 |
|----|---|------|--|-------------|------|

| | | | | | |
|----|---|-------|------------------------|-------------|------|
| NE | 3 | 10:18 | S. Gostkowski 23 yd FG | 15-80, 7:58 | 13-0 |
|----|---|-------|------------------------|-------------|------|

TEAM STATS

| | NE | BUF |
|-------------------|--------|---------|
| First Downs | 16 | 15 |
| Rushes-Yards | 47-168 | 35-161 |
| Net Passing Yards | 73 | 118 |
| Total Net Yards | 241 | 276 |
| Passing (A-C-I) | 8-6-0 | 25-14-0 |
| Sacked by Opp. | 1-5 | 2-13 |
| Punts-Average | 4-48.0 | 3-31.0 |
| Fumbles-Lost | 0-0 | 2-1 |
| Penalties | 2-10 | 3-20 |
| Time of Poss. | 32:01 | 27:59 |

RUSHING

PATRIOTS: S. Morris 24-85, L. Jordan 20-64 TD, M. Cassel 3-19
BILLS: F. Jackson 27-136, T. Edwards 4-20, X. Omon 4-5

PASSING

PATRIOTS: M. Cassel 6-8, 78 yards
BILLS: T. Edwards 14-25, 128 yards

RECEIVING

PATRIOTS: H. Evans 2-31, W. Welker 2-26, R. Moss 1-13, K. Faulk 1-8
BILLS: L. Evans 5-63, R. Royal 2-30, J. Reed 2-21, D. Fine 2-8, D. Schouman 2-6, F. Jackson 1-0



THE SERIES - BILLS vs. PATRIOTS

The Bills and Patriots are playing each other for the 98th time in regular season series history with New England holding a 56-40-1 advantage. With a win this week, Buffalo will have captured their first win against the Patriots in six seasons (9/7/2003, W 31-0 in Buffalo).

Buffalo and New England have met seven times in Week One of the regular season, with Buffalo holding a 4-3 advantage. Two of the games have taken place in New England which both teams have split.

BILLS-PATRIOTS SEASON SERIES

- **Overall regular season record:** 40-56-1
- **Bills on the road vs. Patriots:** 19-31
- **Last meeting on the road:** 11/9/08, L 10-20
- **First regular season meeting:** 9/23/1960, at Bos., W 13-0
- **Last regular season meeting:** 12/28/08, L 0-13 in BUF

SERIES HIGHS

Rushing Yards

Bills: 250, O.J. Simpson 9/16/73 @ NE
Patriots: 185, Jim Nance 9/24/67 @ BUF

Receiving Yards

Bills: 177, Eric Moulds 11/28/98 @ NE
Patriots: 158, Stanley Morgan 11/4/79 @ BUF

Passing Yards

Bills: 356, Jim Kelly 11/19/89 @ NE
Patriots: 380, Drew Bledsoe 9/11/94 @ NE

TALE OF THE TAPE - 2008 STATS

| Bills | Category | Patriots |
|----------|----------------------------------|----------|
| 7-9 | Record | 11-5 |
| 336 | Points Scored | 410 |
| 342 | Points Allowed | 309 |
| 35 | Touchdowns Scored | 43 |
| 34 | Touchdowns Allowed | 37 |
| 16 | Rushing TDs | 21 |
| 14 | Passing TDs | 21 |
| 5 | Return TDs | 1 |
| 18 | Rushing TDs Allowed | 8 |
| 14 | Passing TDs Allowed | 27 |
| 2 | Return TDs Allowed | 2 |
| 38/262 | Sacked/Yards Lost | 48/221 |
| 33/15 | Fumbles/Lost | 17/10 |
| 15 | Had Intercepted | 11 |
| 30/38 | Field Goals Made/Attempted | 36/40 |
| 305.1 | Average Yards Per Game | 365.4 |
| 326.1 | Opp. Average Yards Per Game | 309.0 |
| 115.1 | Average Rushing Yards Per Game | 142.4 |
| 121.6 | Opp. Avg. Rushing Yards Per Game | 107.6 |
| 190.0 | Average Passing Yards Per Game | 223.1 |
| 204.4 | Opp. Avg. Passing Yards Per Game | 201.4 |
| -8 | Turnover Ratio | +1 |
| 30:04 | Average Time of Possession | 32:09 |
| 25/14/22 | NFL Rank-Total Offense/Run/Pass | 5/6/12 |
| 14/22/13 | NFL Rank-Total Defense/Run/Pass | 10/15/11 |

CONNECTIONS - BILLS-PATRIOTS

Bills = bold italic; Patriots = bold

FORMER PATRIOTS/BILLS

- Bills Defensive Quality Control Coach **Adrian White** played for the Patriots in 1993.
- Patriots RB **Sammy Morris** was drafted by the Bills in 2000 and played in Buffalo through 2003. Morris scored seven touchdowns in the time he played for the Bills.
- Patriots WR **Sam Aiken** played for the Bills from 2003-2007 after being drafted by the Bills in the 2003 Draft.

AREA CONNECTIONS

- Bills Head Coach **Dick Jauron** graduated from Swampscott High School (MA) and was named one of the 20th century's top 10 prep athletes in Massachusetts by the *Boston Globe*.
- Bills Strength and Conditioning Coordinator **John Allaire** earned his bachelor's degree from Springfield College in Massachusetts. **Allaire** was also an intern at Boston College in 1993
- Patriots RB Coach **Ivan Fears** coached the receivers at Syracuse University from 1980-1990.
- New England LB Coach **Matt Patricia** was a graduate assistant with the Orange from 2001-2003.
- Bills WR **Terrell Owens** and Patriots LB **Adalius Thomas** grew up within 20 miles of each other - **Owens** in Alexander City, AL and **Thomas** in Equality, AL.
- Bills S **Donte Whitner** and Patriots LB **Pierre Woods** played together at Glenville High School in Cleveland, OH.

NFL CONNECTIONS

- Bills head coach **Dick Jauron** played for the Detroit Lions (1973-1978) while Patriots head coach **Bill Belichick** was on the Lions coaching staff.
- Bills Defensive Quality Control Coach **Adrian White** played for the Giants when **Bill Belichick** was the Defensive Coordinator for the New York Giants.
- **Adrian White** and Patriots DL Coach **Pepper Johnson** were teammates when they both played for the New York Giants.
- Bills DB Coach **George Catavolos** and Patriots OL Coach **Dante Scarnecchia** coached together for the Indianapolis Colts from 1989-1990.
- Patriots WR **Randy Moss** was a teammate of Bills LT **Langston Walker** when they both played for the Oakland Raiders.
- Patriots RB Coach **Ivan Fears** coached the receivers for the Chicago Bears from 1993-1998 while Bills RB Coach **Eric Stutesville** was also a coach in Chicago.
- Patriots CB **Shawn Springs** and Bills K **Rian Lindell** were teammates in Seattle.
- Patriots RB **Fred Taylor** and Bills DT **Marcus Stroud** played together in Jacksonville from 2001-2007.

COLLEGE CONNECTIONS

- Bills WR/PR **Roscoe Parrish** played at the University of Miami with Patriots DL **Vince Wilfork**.
- Bills WR **Josh Reed** played with Patriots RB **Kevin Faulk** and DL **Jarvis Green** at LSU.
- Bills DT **Kyle Williams** and Patriots LB **Eric Alexander** were teammates at LSU.
- Patriots SS **Patrick Chung** and Bills DB **Jairus Byrd** were teammates at Oregon.
- Bills DE **Aaron Maybin** and LB **Paul Posluszny** played together at Penn State with Patriots OL **Rich Ohrnberg**.



BUFFALO BILLS ALL-TIME KICKOFF WEEKEND RESULTS

| DATE | OPPONENT | SCORE | W/L | SITE | ATTENDANCE | RECORD |
|----------|-----------------|--------|--------|------|------------|--------|
| 9/11/60 | @NY Titans | 3-27 | L | A | 10,200 | 0-1 |
| 9/10/61 | Denver | 10-22 | L | H | 16,636 | 0-2 |
| 9/09/62 | Houston Oilers | 23-28 | L | H | 31,236 | 0-3 |
| 9/08/63 | @San Diego | 10-14 | L | A | 22,344 | 0-4 |
| 9/13/64 | Kansas City | 34-17 | W | H | 30,157 | 1-4 |
| 9/11/65 | Boston Patriots | 24- 7 | W | H | 45,502 | 2-4 |
| 9/04/66 | @San Diego | 7-27 | L | A | 27,572 | 2-5 |
| 9/10/67 | NY Jets | 20-17 | W | H | 45,748 | 3-5 |
| 9/08/68 | Boston Patriots | 7-16 | L | H | 38,865 | 3-6 |
| 9/14/69 | NY Jets | 19-33 | L | H | 46,165 | 3-7 |
| 9/20/70 | Denver | 10-25 | L | H | 34,882 | 3-8 |
| 9/19/71 | Dallas | 37-49 | L | H | 46,206 | 3-9 |
| 9/17/72 | NY Jets | 24-41 | L | H | 46,206 | 3-10 |
| 9/16/73 | @New England | 31-13 | W | A | 56,119 | 4-10 |
| 9/16/74* | Oakland | 21-20 | W | H | 79,876 | 5-10 |
| 9/21/75 | NY Jets | 42-14 | W | H | 77,895 | 6-10 |
| 9/13/76* | Miami | 21-30 | L | H | 77,683 | 6-11 |
| 9/18/77 | Miami | 0-13 | L | H | 76,097 | 6-12 |
| 9/03/78 | Pittsburgh | 17-28 | L | H | 64,147 | 6-13 |
| 9/02/79 | Miami | 7- 9 | L | H | 69,441 | 6-14 |
| 9/07/80 | Miami | 17- 7 | W | H | 79,598 | 7-14 |
| 9/06/81 | NY Jets | 31- 0 | W | H | 79,754 | 8-14 |
| 9/12/82 | Kansas City | 14- 9 | W | H | 79,383 | 9-14 |
| 9/04/83 | Miami | 0-12 | L | H | 78,715 | 9-15 |
| 9/02/84 | New England | 17-21 | L | H | 48,528 | 9-16 |
| 9/08/85 | San Diego | 9 - 14 | L | H | 67,597 | 9-17 |
| 9/07/86 | NY Jets | 24-28 | L | H | 79,951 | 9-18 |
| 9/13/87 | NY Jets | 28-31 | L | H | 76,718 | 9-19 |
| 9/04/88 | Minnesota | 13-10 | W | H | 76,783 | 10-19 |
| 9/10/89 | @Miami | 27-24 | W | A | 54,541 | 11-19 |
| 9/09/90 | Indianapolis | 26-10 | W | H | 78,899 | 12-19 |
| 9/01/91 | Miami | 35-31 | W | H | 80,252 | 13-19 |
| 9/06/92 | LA Rams | 40- 7 | W | H | 79,001 | 14-19 |
| 9/05/93 | New England | 38-14 | W | H | 79,751 | 15-19 |
| 9/04/94 | NY Jets | 3 - 23 | L | H | 79,460 | 15-20 |
| 9/03/95 | @ Denver | 7 - 22 | L | A | 75,157 | 15-21 |
| 9/01/96 | @ NY Giants | 23-20 | W (OT) | A | 74,218 | 16-21 |
| 8/31/97 | Minnesota | 13-34 | L | H | 79,139 | 16-22 |
| 9/06/98 | @ San Diego | 14-16 | L | A | 64,037 | 16-23 |
| 9/12/99 | @ Indianapolis | 14-31 | L | A | 56,238 | 16-24 |
| 9/03/00 | Tennessee | 16-13 | W | H | 77,492 | 17-24 |
| 9/09/01 | New Orleans | 6 -24 | L | H | 71,447 | 17-25 |
| 9/08/02 | NY Jets | 31-37 | L (OT) | H | 72,751 | 17-26 |
| 9/07/03 | New England | 31-0 | W | H | 73,262 | 18-26 |
| 9/12/04 | Jacksonville | 10-13 | L | H | 72,389 | 18-27 |
| 9/11/05 | Houston | 22-7 | W | H | 71,781 | 19-27 |
| 9/10/06 | @New England | 17-19 | L | A | 68,756 | 19-28 |
| 9/9/07 | Denver | 14-15 | L | H | 71,132 | 19-29 |
| 9/7/08 | Seattle | 34-10 | W | H | 71,194 | 20-29 |

* - Denotes Monday Night Football contest



BILLS KICKOFF WEEKEND SUPERLATIVES

BILLS 100-YARD RUSHERS - Listed by year

| | | |
|----------------|--------------------|-------------------------------|
| O.J. Simpson | 9/16/73 at NE | 29-250-NFL opening day record |
| Larry Watkins | 9/16/73 at NE | 18-105 |
| O.J. Simpson | 9/21/75 vs. NYJ | 32-173 |
| Thurman Thomas | 9/1/91 vs. MIA | 25-165 |
| Thurman Thomas | 9/6/92 vs. LA Rams | 22-103 |
| Thurman Thomas | 9/5/93 vs. NE | 24-114 |
| Travis Henry | 9/8/02 vs. NYJ | 31-149 |

BILLS 100-YARD RECEIVERS - Listed by year

| | | |
|----------------|-----------------|--------|
| Marlin Briscoe | 9/19/71 vs. DAL | 3-113 |
| John Holland | 9/13/76 vs. MIA | 2-111 |
| Jerry Butler | 9/6/81 vs. NYJ | 6-123 |
| Jerry Butler | 9/8/85 vs. SD | 4-140 |
| Andre Reed | 9/1/91 vs. MIA | 11-154 |
| Thurman Thomas | 9/1/91 vs. MIA | 8-103 |
| Andre Reed | 9/8/93 vs. NE | 6-110 |
| Andre Reed | 9/1/96 at NYG | 5-138 |
| Andre Reed | 8/31/97 vs. MIN | 7-142 |
| Eric Moulds | 9/12/99 at IND | 10-147 |
| Eric Moulds | 9/8/02 vs. NYJ | 8-112 |

BILLS 300-YARD PASSERS- Listed by year

| | | |
|-----------------|-----------------|-----|
| Dennis Shaw | 9/19/71 vs. DAL | 353 |
| Vince Ferragamo | 9/8/85 vs. SD | 377 |
| Jim Kelly | 9/13/87 vs. NYJ | 305 |
| Jim Kelly | 9/1/91 vs. MIA | 381 |
| Jim Kelly | 9/1/96 at NYG | 313 |
| Doug Flutie | 9/12/99 at IND | 300 |

MOST POINTS SCORED - BILLS

| | |
|----|-------------------------|
| 42 | 1975 vs. NYJ (42-14) |
| 40 | 1992 vs. LA Rams (40-7) |
| 38 | 1993 vs. NE(38-14) |

MOST POINTS SCORED - OPPONENT

| | |
|----|-------------------------|
| 49 | 1971 vs. DAL (37-49) |
| 41 | 1972 vs. NYJ (24-41) |
| 37 | 2002 vs. NYJ (31-37 OT) |

MOST POINTS SCORED - COMBINED

| | |
|----|-------------------------|
| 86 | 1971 vs. DAL (37-49) |
| 68 | 2002 vs. NYJ (31-37 OT) |
| 66 | 1991 vs. MIA (35-31) |

FEWEST POINTS SCORED - BILLS

| | |
|---|--------------------------|
| 0 | 1977 vs. MIA (0-13) |
| 0 | 1983 vs. MIA (0-12) |
| 3 | 1960 at NY Titans (3-27) |
| 3 | 1994 vs. NJ (3-23) |

FEWEST POINTS SCORED - OPPONENT

| | |
|---|---------------------------------|
| 0 | 2003 vs. NE (31-0) |
| | 1981 vs. NYJ (31-0) |
| 7 | 1965 vs. Boston Patriots (24-7) |
| | 1980 vs. MIA (17-7) |
| | 1992 vs. LARams (40-7) |

FEWEST POINTS SCORED - COMBINED

| | |
|----|---------------------|
| 12 | 1983 vs. MIA (0-12) |
| 13 | 1977 vs. MIA (0-13) |
| 16 | 1979 vs. MIA (7-9) |

LARGEST MARGIN OF DEFEAT

| | |
|----|--------------------------|
| 24 | 1960 at NY Titans (3-27) |
| 21 | 1997 vs. MIN (13-34) |
| 20 | 1994 vs. NY Jets (3-23) |

SMALLEST MARGIN OF VICTORY

| | |
|---|------------------------------------|
| 1 | 1974 vs. OAKA (21-20) |
| 3 | 5-times Last: 2000 vs. TEN (16-13) |

SMALLEST MARGIN OF DEFEAT

| | |
|---|----------------------|
| 1 | 2007 vs. DEN (14-15) |
| 2 | 1979 vs. MIA (7-9) |
| 2 | 1998 at SD (14-16) |
| 3 | 1987 vs. NYJ (28-31) |

T.O. ON KICKOFF WEEKEND

WR Terrell Owens will appear in his 14th career Kickoff Weekend game this week as the Bills face the Patriots.

Owens has totaled 63 receptions, 900 receiving yards, eight touchdowns and 48 first downs in the first game of the regular season in his career contests.

Below is a look at Owens' performances on Kickoff

Weekend:

| DATE | RESULT | REC. | YDS. | AVG. | L.G. | TD. | 1ST. |
|---------------|------------------|-----------|------------|-------------|------------|----------|-----------|
| 9/1/96 | W, 27-11 vs. NO | 0 | 0 | - | - | 0 | 0 |
| 9/7/97 | L, 6-13 at TB | 1 | 12 | 12.0 | 12 | 0 | 1 |
| 9/6/98 | W, 36-30 vs. NYJ | 3 | 60 | 20.0 | 23 | 0 | 3 |
| 9/12/99 | L, 3-41 at JAC | 5 | 76 | 15.2 | 28 | 0 | 4 |
| 9/3/00 | L, 28-36 at ATL | 7 | 72 | 10.3 | 19 | 1 | 4 |
| 9/9/01 | W, 16-13 vs. ATL | 7 | 93 | 13.3 | 40 | 0 | 5 |
| 9/5/02 | W, 16-13 at NYG | 4 | 41 | 10.3 | 33 | 0 | 1 |
| 9/7/03 | W, 49-7 vs. CHI | 7 | 112 | 16.0 | 26 | 0 | 6 |
| 9/12/04 | W, 31-17 vs. NYG | 8 | 68 | 8.5 | 20T | 3 | 6 |
| 9/12/05 | L, 10-14 at ATL | 7 | 112 | 16.0 | 23 | 0 | 7 |
| 9/10/06 | L, 17-24 at JAC | 6 | 80 | 13.3 | 21T | 1 | 4 |
| 9/9/07 | W, 45-35 vs. NYG | 3 | 87 | 29.0 | 47T | 2 | 3 |
| 9/7/08 | W, 28-10 at CLE | 5 | 87 | 17.4 | 35T | 1 | 4 |
| TOTALS | 8-5 | 63 | 900 | 14.3 | 47T | 8 | 48 |

JAURON ON KICKOFF WEEKEND

Head Coach Dick Jauron will enter his fourth Kickoff Weekend contest this week with the Buffalo Bills since joining the club in 2006, in which he holds a 1-2 record.

In his eight Kickoff Weekend games as a head coach in the NFL, Jauron has a 3-5 record. Coach Jauron has been on the sideline of Kickoff Weekend games since 1985 as a member of a coaching staff, in which his teams have earned a mark of 11-13.

Below is a look at Coach Jauron's results on Kickoff Weekend as a head coach:

| DATE | RESULT |
|---------|---------------------------|
| 9/7/08 | W, 34-10 vs. SEA* |
| 9/9/07 | L, 14-15 vs. DEN* |
| 9/10/06 | L, 17-19 at NE* |
| 9/11/05 | W, 17-13 vs. GB** |
| 9/12/04 | W, 20-16 at CHI** |
| 9/7/03 | L, 7-49 at SF*** |
| 9/8/02 | W, 27-3 vs. MIN*** |
| 9/9/01 | L, 6-17 at BAL*** |
| 9/3/00 | L, 27-30 at MIN*** |
| 9/12/99 | W, 20-17 vs. KC*** |
| 9/6/98 | W, 24-23 at CHI**** |
| 8/31/97 | W, 28-27 at BAL**** |
| 9/1/96 | W, 24-9 vs. PIT**** |
| 9/3/95 | L, 3-10 vs. HOU**** |
| 9/4/94 | W, 16-10 vs. MIN**** |
| 9/5/93 | W, 36-6 vs. LA Rams ***** |
| 9/6/92 | L, 20-23 OT vs. MIN***** |
| 9/1/91 | L, 3-20 vs. PHI***** |
| 9/9/90 | W, 36-24 vs. LA Rams***** |
| 9/10/89 | L, 21-23 vs. TB***** |
| 9/4/88 | L, 7-34 vs. LA Rams***** |
| 9/13/87 | L, 0-20 vs. LA Rams***** |
| 9/7/86 | L, 3-31 vs. HOU***** |
| 9/8/85 | L, 9-14 vs. SD***** |

* Buffalo Bills Head Coach

** Detroit Lions Defensive Coordinator

*** Chicago Bears Head Coach

**** Jacksonville Jaguars Defensive Coordinator

***** Green Bay Packers Defensive Backs Coach

***** Buffalo Bills Defensive Assistant



BILLS MONDAY NIGHT FOOTBALL RESULTS

| Date | Opponent | W/L | Score |
|----------------|------------|----------|--------------|
| 10/29/73 | KC | W | 23-14 |
| 9/16/74 | OAK | W | 21-20 |
| 10/20/75 | NYG | L | 14-17 |
| 11/17/75 | @CIN | L | 24-33 |
| 9/13/76 | MIA | L | 21-30 |
| 11/15/76 | @DAL | L | 10-17 |
| 11/28/77 | @OAK | L | 13-34 |
| 10/12/81 | MIA | W | 31-21 |
| 11/9/81 | @DAL | L | 14-27 |
| 12/27/82 | @MIA | L | 10-27 |
| 10/3/83 | NYJ | L | 10-34 |
| 9/17/84 | MIA | L | 17-21 |
| 10/17/88 | @NYJ | W | 37-14 |
| 11/14/88 | @MIA | W | 31-6 |
| 9/18/89 | DEN | L | 14-28 |
| 10/16/89 | LA Rams | W | 23-20 |
| 12/4/89 | @SEA | L | 16-17 |
| 9/24/90 | @NYJ | W | 30-7 |
| 11/26/90 | @Hou. | L | 24-27 |
| 10/7/91 | @KC | L | 6-33 |
| 10/21/91 | CIN | W | 35-16 |
| 11/18/91 | @MIA | W | 41-27 |
| 10/26/92 | @NYJ | W | 24-20 |
| 11/16/92 | @MIA | W | 26-20 |
| 10/11/93 | Hou. | W | 35-7 |
| 11/1/93 | WAS | W | 24-10 |
| 11/15/93 | @PIT | L | 0-23 |
| 9/26/94 | DEN | W | 27-20 |
| 11/14/94 | @PIT | L | 10-23 |
| 10/2/95 | @CLE | W | 22-19 |
| 10/23/95 | @NE | L | 14-27 |
| 9/16/96 | @PIT | L | 6-24 |
| 12/16/96 | @MIA | L | 14-16 |
| 10/20/97 | @IND | W | 9-6 |
| 11/17/97 | @MIA | L | 13-30 |
| 10/4/99 | @MIA | W | 23-18 |
| 12/11/00 | @IND | L | 20-44 |
| 10/8/07 | DAL | L | 25-24 |
| 11/17/08 | CLE | L | 27-29 |

Total Games: 39 Record: 18-21

Bills on road on MNF - 9-15

*** Denotes Kickoff Weekend**

JAURON ON MNF

Head Coach Dick Jauron will lead the Bills into its third Monday Night football contest in as many seasons this week.

Coach Jauron will have earned his first win on Monday Night Football as a head coach in seven tries with a win this week against the Patriots.

Since joining the NFL in 1973 as a rookie with the Detroit Lions, Jauron has been a part of a Monday Night football game as a player or coach 18 times, with an overall record of 7-11.

Below is a look at Jauron's record on Monday Night football:

Overall: 7-11

As Head Coach: 0-6

As Assistant Coach: 4-2

As Player: 3-3

T.O. ON MNF

WR Terrell Owens will appear in his 24th career Monday Night football game this week as the Bills face the Patriots.

Owens has totaled 101 receptions, 1,533 receiving yards, 19 touchdowns and 75 first downs in MNF contests.

In Monday Night football games since 1970 (stat-sp.com), Owens ranks second all-time with 19 receiving touchdowns, fourth with 1,533 receiving yards and eighth with 101 receptions.

In single game MNF games, Owens caught three touchdowns in a 2001 contest which ranks tied as the most receiving TDs and posted 13 catches in 2002 which ranks as the third-most catches in a MNF game.

Below is a look at Owens' performances on MNF:

| DATE | RESULT | REC. | YDS. | AVG. | LG. | TD. | 1ST. |
|---------------|-------------------|------------|--------------|-------------|------------|-----------|-----------|
| 10/14/96 | L, 20-23 @ GB | 0 | 0 | - | 0 | 0 | 0 |
| 12/2/96 | W, 34-10 @ ATL | 5 | 55 | 11.0 | 19 | 0 | 2 |
| 12/23/96 | W, 24-14, vs. DET | 1 | 4 | 4.0 | 4 | 0 | 0 |
| 9/29/97 | W, 34-21 @ CAR | 5 | 48 | 9.6 | 14 | 1 | 5 |
| 11/10/97 | W, 24-12 @ PHI | 3 | 50 | 16.7 | 23 | 0 | 3 |
| 12/15/97 | W, 34-17 vs. DEN | 3 | 39 | 13.0 | 17 | 0 | 2 |
| 9/14/98 | W, 45-10 @ WAS | 4 | 67 | 16.8 | 20T | 1 | 4 |
| 11/30/98 | W, 31-7 vs. NYG | 5 | 140 | 28.0 | 79T | 1 | 3 |
| 12/14/98 | W, 35-13 vs. DET | 3 | 16 | 5.3 | 13 | 1 | 2 |
| 9/27/99 | W, 24-10 @ ARI | 4 | 59 | 14.8 | 28 | 0 | 3 |
| 11/29/99 | L, 20-23 vs. GB | 2 | 21 | 10.5 | 17 | 0 | 1 |
| 1/3/00 | L, 29-34 @ ATL | 5 | 31 | 6.2 | 9 | 1 | 3 |
| 10/1/01 | W, 19-17 @ NYJ | 4 | 38 | 9.5 | 11 | 1 | 3 |
| 10/14/02 | W, 28-21 @ SEA | 6 | 84 | 14.0 | 37T | 2 | 3 |
| 11/25/02 | L, 17-38 vs. PHI | 13 | 166 | 12.8 | 22 | 2 | 9 |
| 11/17/03 | W, 30-14 vs. PIT | 8 | 155 | 19.4 | 61T | 1 | 6 |
| 9/20/04 | W, 27-16 vs. MIN | 4 | 79 | 19.8 | 45T | 1 | 3 |
| 11/15/04 | W, 49-21 @ DAL | 6 | 134 | 22.3 | 59T | 3 | 5 |
| 9/12/05 | L, 10-14 @ ATL | 7 | 112 | 16.0 | 23 | 0 | 7 |
| 10/23/06 | L, 22-36 vs. NYG | 6 | 98 | 16.3 | 31 | 1 | 5 |
| 12/25/06 | L, 7-23 vs. PHI | 2 | 23 | 11.5 | 14T | 1 | 1 |
| 10/8/07 | W, 25-24 @ BUF | 2 | 25 | 12.5 | 14 | 0 | 2 |
| 9/15/08 | W, 41-37 vs. PHI | 3 | 89 | 29.7 | 72T | 2 | 3 |
| TOTALS | 16-7 | 101 | 1,533 | 15.2 | 79T | 19 | 75 |

BILLS MNF SUPERLATIVES

TEAM MONDAY NIGHT FOOTBALL SUPERLATIVES

Most Points Scored: 41, at MIA 11/18/91

Fewest Points Allowed: 6, at MIA 11/14/88

Most First Downs: 29, two times, most recent vs. DEN 9/18/89

Most Total Yards: 487, vs. CIN 10/21/91

Fewest Total Yards Allowed: 105 vs. KC 10/79/73

INDIVIDUAL MONDAY NIGHT FOOTBALL SUPERLATIVES

Most Touchdowns Scored: 2, 14 times, most recent Thurman Thomas vs. DEN 9/26/94

Most Field Goals: 4, Steve Christie at MIA 11/16/92

Longest Field Goal: 54 yards, Steve Christie at MIA 11/16/92

Most Rushing Attempts: 34, O.J. Simpson vs. NYG 10/20/75

Most Rushing Yards: 214, Thurman Thomas at NYJ 9/24/90

Longest Touchdown Rush: 62, Joe Cribbs at MIA 12/27/82

Most Passing Attempts: 44, Jim Kelly vs. DEN 9/18/89

Most Completions: 27, Jim Kelly at CLE 10/2/95

Most Passing Yards: 392, Jim Kelly vs. CIN 10/21/91

Longest Touchdown Pass: 74, Jim Kelly to James Lofton vs. CIN 10/21/88

Most Receptions: 13, Andre Reed vs. DEN 9/18/89

Most Receiving Yards: 220, James Lofton vs. CIN 10/21/91

Most Interceptions: 2, Nate Odomes vs. WAS 11/1/93



JAURON LEADING THE WAY

Dick Jauron is heading into his fourth year as the Buffalo Bills Head Coach and has led the team to significant improvements in all three phases of the game - offense, defense and special teams - which are outlined on the following pages.

COACH JAURON RISES UP WIN CHART

Head Coach Dick Jauron has won 21 games as the Bills' head coach. He sits in fifth place for the most wins among Buffalo Bills head coaches. Below is a list of the Bills head coaches with the most wins in team history:

| COACH | WINS | YEARS COACHED |
|--------------------|-----------|------------------|
| Marv Levy | 112 | 1986-97 |
| Lou Saban | 68 | 1962-65, 1972-76 |
| Chuck Knox | 37 | 1978-82 |
| Wade Phillips | 29 | 1998-2000 |
| Dick Jauron | 21 | 2006 - |

JAURON'S RECORD WHEN

Coach Jauron is entering his ninth season as an NFL head coach. His total overall record is 57-76 (.429). Coach Jauron coached five seasons with the Chicago Bears and is in his fourth with the Buffalo Bills.

COACH JAURON'S RECORD WHEN ...

Below is a list of his record when his teams reach certain statistical marks:

RUSHING OFFENSE

- 33-29 ... when team rushes for 100 yards or more
- 4-0 ... when team rushes for 200 yards or more
- 11-10 ... with a 100-yard rusher in game
- 1-0 ... with two 100-yard rushers in game

TOTAL OFFENSE

- 25-22 ... when team gains 300-plus yards of offense
- 12-6 ... when team gains 400 or more yards of offense
- 1-0 ... when team gains 500 or more yards of offense

PASSING OFFENSE

- 13-8 ... with a 100-yard receiver in game
- 3-2 ... with two 100-yard receivers in game
- 4-2 ... with a 300-yard passer in game
- 0-1 ... with a 400-yard passer in game

TURNOVERS

- 33-17 ... when team wins turnover battle

DEFENSE

- 27-16 ... when team allows 300 yards of offense or less
- 31-25 ... when team allows 100 yards rushing or less

BILLS COACHES IN FOURTH SEASON

Coach Jauron enters his fourth season with the team in 2009. Below is a chart of Bills head coaches and their records in their fourth season with the franchise. Two coaches have claimed division titles in their fourth season.

| COACH | SEASON | RECORD |
|------------------|-------------|---|
| <i>Lou Saban</i> | <i>1965</i> | <i>10-3-1 (1st AFL East, AFL Champions)</i> |
| Chuck Knox | 1981 | 10-6-0 (3rd AFC East) |
| <i>Marv Levy</i> | <i>1990</i> | <i>13-3-0 (1st AFC East/AFC Champions)</i> |

HEAD COACHES W/ NFL EXPERIENCE

Coach Jauron is one of nine current head coaches who has playing experience in the NFL.

Jauron was a fourth round draft pick by the Detroit Lions in 1973 and spent his first five seasons with Detroit. As a rookie free safety in 1974, Jauron was selected to the Pro Bowl and led the NFC in punt return average (16.8).

Jauron played with the Lions from 1973-77 and with the Bengals from 1978-81.

| COACH (Team) | YEARS PLAYED IN NFL |
|---------------------------------|---------------------|
| Mike Singletary (San Francisco) | 12 |
| Jack Del Rio (Jacksonville) | 11 |
| Jim Zorn (Washington) | 11 |
| Gary Kubiak (Houston) | 9 |
| Ken Whisenhunt (Arizona) | 9 |
| Dick Jauron (Buffalo) | 8 |
| Jeff Fisher (Tennessee) | 5 |
| Sean Payton (New Orleans) | 1 |
| Tom Cable (Oakland) | 1 |

SANDERS JOINS THE STAFF

The Buffalo Bills named Bob Sanders the team's defensive line coach in January of 2009.

Sanders brings 33 years of coaching experience to the franchise after serving on the Green Bay Packers staff for four seasons (2005-08), the last three as defensive coordinator while coaching the defensive ends in 2005.

Sanders' defensive unit led the NFL in 2008 with six interceptions returned for touchdowns and tied for the NFC lead with 22 picks.

His Packers defense in 2007 posted a ranking of third in the NFL in third-down defense.

In 2006, the Packers recorded an NFC-best 46 sacks while earning a fifth-best overall ranking in the NFC.

Under Sanders' tutelage in 2005, Packers DE Aaron Kampman recorded a then career-best 6.5 sacks and at the time the second-most tackles (105) by a Green Bay defensive lineman ever recorded.

Prior to Green Bay, Sanders was the Miami Dolphins' linebackers coach from 2001-04.

AFC'S THIRD DOWN DEFENSE

The Bills allowed just 73 third-down conversions in 2008 to rank tied as the fourth fewest in the NFL.

The defense held its opponents to a third-down conversion rate of 36.1 percent. The Bills finished fourth in the AFC in 2008 in opponent third-down percentage.

| RK. | TEAM | OPP. 3rd DOWN % |
|-----------|----------------------|-----------------|
| 1. | Pittsburgh Steelers | 31.4 |
| 2. | Baltimore Ravens | 33.5 |
| 3. | Tennessee Titans | 35.0 |
| 4. | Buffalo Bills | 36.1 |
| 5. | Miami Dolphins | 37.8 |

BILLS IN NFL RANKINGS - OFFENSE

- The Bills rushing average/carry has improved each year from 2006-2008. The team's NFL ranking of 16th in 2008 marked the team's highest in the NFL since 2001.

BILLS RUSHING YARDS/CARRY 2006-2008

| YEAR | RUSH YARDS/CARRY | NFL RANK |
|-------------|------------------|-----------|
| 2006 | 3.7 | 28 |
| 2007 | 4.0 | 18 |
| 2008 | 4.2 | 16 |

- Rushing Yards/Game has improved each year from 2006-2008. The offense's NFL ranking of 14th in 2008 is the highest for the team since 2004.

BILLS RUSHING YARDS/GAME 2004-2008

| YEAR | RUSH YARDS/GAME | NFL RANK |
|-------------|-----------------|-----------|
| 2004 | 117.1 | 13 |
| 2005 | 100.4 | 20 |
| 2006 | 97.0 | 27 |
| 2007 | 112.5 | 15 |
| 2008 | 115.1 | 14 |

BILLS IN NFL RANKINGS - DEFENSE

- The Bills ranked fourth in the NFL as the defense held their opponents to a 41.8 touchdown efficiency ranking in 2008 when entering the red zone. The defense has improved each year since the 2006 season in TD efficiency in the red zone.

BILLS RED ZONE TD EFFICIENCY 2006-2008

| YEAR | NFL RK | TD Effic. | RZ TDs Allowed | RZ Drive |
|-------------|------------|-------------|----------------|-----------|
| 2006 | T20th | 53.3 | 24 | 45 |
| 2007 | 4th | 44.6 | 25 | 56 |
| 2008 | 4th | 41.8 | 23 | 55 |

- Total Yards/Game Allowed improved from 31st in the NFL in 2007 to 14th during the 2008 season, marking the team's highest ranking in the league since 2004.

BILLS YARDS/GAME - DEFENSE - 2006-2008

| YEAR | NFL RK | YDS/GAME |
|-------------|-------------|--------------|
| 2006 | 18th | 329.6 |
| 2007 | 31st | 361.9 |
| 2008 | 14th | 326.1 |

- Third-Down Efficiency improved from 28th in 2007 in the NFL to 9th in the league in 2008, marking the team's highest NFL ranking since 1999.

BILLS OPPONENT THIRD DOWN EFFICIENCY 1999-2008

| YEAR | Opp. 3rd Effic. | NFL Rank |
|-------------|-----------------|----------|
| 1999 | 31.4 | 3 |
| 2000 | 37.0 | 14 |
| 2001 | 42.0 | 28 |
| 2002 | 36.7 | 10 |
| 2003 | 38.2 | 17 |
| 2004 | 36.0 | 13 |
| 2005 | 46.5 | 32 |
| 2006 | 36.6 | 12 |
| 2007 | 45.1 | 28 |
| 2008 | 36.1 | 9 |

BILLS IN NFL RANKINGS - SP. TEAMS

- The Bills punt return unit has ranked in the top five in the NFL in PR avg. in each of the past five seasons. Buffalo is the only team in the NFL to have ranked in the top five in PR avg. in each of the last five years and became the first team to have ranked first in back-to-back seasons since Washington (1994-95). If the Bills maintain their number one ranking in 2009, they will be the first team to reach the feat in NFL history and the first in professional football since Detroit (1943-45).

BILLS IN NFL PR RANKINGS 2004-08

| YEAR | PR-Yards | PR Avg. | NFL Rank |
|-------------|---------------|-------------|----------|
| 2004 | 46-491 | 10.7 | 5 |
| 2005 | 38-279 | 10.0 | 5 |
| 2006 | 39-422 | 10.8 | 5 |
| 2007 | 31-476 | 15.4 | 1 |
| 2008 | 30-464 | 15.5 | 1 |

- With a 12.3 yards per return average from 2004-08, the Bills rank tops in the NFL.

NFL PR AVG LEADERS SINCE 2004

| RK. | TEAM | PR-Yards | PR Avg. |
|-----|----------------|-----------------|-------------|
| 1. | Buffalo | 51-2,132 | 12.3 |
| 2. | Chicago | 61-2,446 | 10.9 |
| 3. | Cleveland | 58-1,832 | 10.8 |

- Kick Return Average/Defensive improved from 17th in the NFL in 2007 to 2nd in the league in 2008, the Bills' highest ranking since 2004.

BILLS IN NFL OPP. PR AVG. AGAINST RANKINGS 2004-08

| YEAR | OPP KR-Yards | KR Avg. | NFL Rank |
|-------------|-----------------|-------------|----------|
| 2004 | 77-1,406 | 18.3 | 2 |
| 2005 | 64-1,308 | 20.4 | 4 |
| 2006 | 60-1,279 | 21.3 | 10 |
| 2007 | 56-1,150 | 20.5 | 17 |
| 2008 | 63-1,247 | 19.8 | 2 |

- The Bills have notched five return touchdowns in each of the past three seasons since 2006. Buffalo is one of seven NFL teams to have totaled 15 or more return touchdowns since 2006 and are tied with San Diego for the sixth-most in the three-year time span.

- Kick Return Average has improved from 28th to 7th in the league from 2007-2008.

- Net Punting Average has ranked in the top 10 in the NFL every season since 2005. Only Buffalo and San Diego have held the standing in the top 10 in the NFL in NPA each year since '05.





BILLS OFFENSE HIGHLIGHTS - SCORING

SCORING

- Buffalo's offense generated 226 points in the red zone in 2008, marking an 83-point improvement from 2007 and the team's highest total since 2004.

BILLS RED ZONE POINTS 2006-2008

| YEAR | RZ Points | RZ TDs | RZ FGs |
|-------------|------------|-----------|-----------|
| 2006 | 150 | 15 | 15 |
| 2007 | 143 | 13 | 17 |
| 2008 | 226 | 25 | 17 |

- The Bills offense produced 52 red zone drives in 2008, the highest since 2006.

| YEAR | RZ Drives | RZ Scores |
|-------------|-----------|-----------|
| 2006 | 35 | 30 |
| 2007 | 34 | 30 |
| 2008 | 52 | 42 |

- The Bills posted 35 touchdowns in 2008, the team's highest total since 2004.
- Total Points of 336 in 2008 marked the club's highest total since 2004.
- Fourth Quarter Points of 104 in 2008 was the franchise's highest mark since 2004.
- With 113 second quarter points scored in 2008, Buffalo reached its highest amount in that stanza since 2002.

BILLS OFF. HIGHLIGHTS - OFF. TOTALS

OFFENSE TOTALS

- Total Net Yards of 4,882 yards was the highest total since 2002, and has improved each season from 2006-08.
- Total Net Yards/Game has improved each season under Head Coach Dick Jauron to 305.1 yards in 2008, marking the highest for the team since the 2002 season.
- Since 2006, the Bills have improved each season in first downs – producing 287 in 2008, the highest under Head Coach Dick Jauron.
- Buffalo's offense averaged 5.1 yards per play in 2008, the highest posting since 2002.
- Gross Yards of 3,302 in 2008 was the highest total since 2002.
- Buffalo's Time of Possession average of 30:04 in 2008 marked the highest since 2004.
- Third Down Percentage of 39.9 during the 2008 season marked the highest conversion rate since 2002 and has improved each year from 2006-08.

BILLS OFFENSE HIGHLIGHTS - RUSHING

RUSHING

- Buffalo's offense generated 1,842 net rushing yards in 2008, marking the team's highest total since 2004. The Bills topped 1,800 net rushing yards in back-to-back seasons (2007-08) for the first time since the 1999-2000 seasons.
- Average Rushing Yards/Game of 115.1 in 2008 marked the highest tally since 2004.
- Rushing First Downs of 107 in 2008 marked the highest in team history since 2000. Rushing first downs have improved from 82 to 107 during the 2006-2008 seasons.
- Buffalo's ground game doubled its rushing TDs in 2008 by reaching 16, the team's highest total since 2002.

BILLS OFFENSE HIGHLIGHTS - PASSING

PASSING

- Completion Percentage of 64.5 in 2008 marked the highest efficiency mark in franchise history for a single season.
- Net Passing Yards of 3,040 in 2008 was the highest total since 2002.
- Net Passing Yards/Game of 190.0 was the highest average since 2002.
- Passing First Downs totaled 167 in 2008, marking the highest total in Bills history since 2002. From 2006-08, first downs have jumped from 132 to 167 for the team's offense.

BILLS DEFENSE HIGHLIGHTS

DEFENSE

- Defensive ranking of 14th in the NFL in 2008 was the team's highest since 2004, improving from 31st to 14th since 2007.
- The Bills held their opponents to only 73 third-down conversions in 2008, the lowest total since 1999.
- Buffalo held opponents to a third-down conversion percentage of 36.1 in 2008, the team's best mark since 2004.
- Buffalo allowed just 14 passing touchdowns in 2008, the lowest total since 1999.
- The Bills allowed 34 touchdowns on defense last year, the club's lowest total since 2004.
- Net Rushing Yards in 2008 (1,604) was the lowest total allowed since 2004 and has improved each year since 2006.

VAN PELT TO CALL PLAYS

Quarterbacks Coach Alex Van Pelt will assume the duties of calling the offensive plays this season. Van Pelt takes over for Turk Schonert who was relieved of his duties as offensive coordinator on Friday, September 4th.

Van Pelt is entering his fourth season as an NFL assistant and first as a team's primary play-caller. Van Pelt joined Buffalo as an offensive quality control coach in 2006. He was promoted to quarterbacks coach in 2008 and will continue to hold that title through the season.

As the Quarterbacks Coach for the Frankfurt Galaxy in NFL Europe in 2005, Van Pelt handled the play-calling duties.

Van Pelt spent his entire nine-year NFL playing career as a member of the Buffalo Bills. He joined Buffalo after a record-setting career at the University of Pittsburgh where he still holds career passing records in passing yards, completions and attempts.

BILLS COORDINATORS IN FIRST SEASON

Alex Van Pelt is entering his first season as the Bills primary play-caller. Below is a list of the team's offensive play-callers/offensive coordinators since 1989 in their first season with the team:

| COORDINATOR | YEAR | REC. | TDS | TYDS | TOP |
|------------------|------|------|-----|-------|-------|
| Turk Schonert | 2008 | 7-9 | 32 | 4,882 | 30:03 |
| Steve Fairchild | 2006 | 7-9 | 28 | 4,271 | 28:04 |
| Tom Clements | 2004 | 9-7 | 24 | 4,438 | 30:21 |
| Kevin Gilbride | 2002 | 8-8 | 41 | 5,591 | 30:56 |
| Mike Sheppard | 2001 | 3-13 | 27 | 5,137 | 29:00 |
| Joe Pendry# | 1998 | 10-6 | 41 | 5,541 | 32:26 |
| Dan Henning | 1997 | 6-10 | 26 | 4,657 | 27:59 |
| Tom Bresnahan# | 1992 | 11-5 | 41 | 5,893 | 28:10 |
| Ted Marchibroda# | 1989 | 9-7 | 47 | 5,853 | 30:12 |

Playoff appearance

SPREADING THE OFFENSE

Buffalo's offense is predicated on spreading the ball to the open receiver.

In 2008, 10 different players caught touchdowns for Buffalo. Only New Orleans and Philadelphia had more players with a touchdown reception in 2008.

Below is a chart of the teams with the most players to have one or more TD receptions in 2008:

| RK. | TEAM | PLAYERS w/ TD CATCH |
|-----|----------------|---------------------|
| T1. | New Orleans | 11 |
| | Philadelphia | 11 |
| T3. | Buffalo | 10 |
| | Green Bay | 10 |

TIME OF POSSESSION ADVANTAGE

Since the current coaching staff took over in 2006, the Bills have held the advantage in time of possession in 22 of the team's 48 games. The Bills are 15-7 in those games, including 10 games in 2008 in which the Bills were 6-4.

RUNNING GAME COORDINATOR

Eric Studesville was promoted to Running Game Coordinator/Running Backs Coach in January 2008.

Studesville will coordinate the team's offensive game-plan with quarterbacks coach Alex Van Pelt this season.

Studesville has served as the Bills running backs coach since 2004. Studesville has coached six 1,000-yard backs in his eight NFL seasons as a running backs coach.

Below is a statistical overview of the featured running backs coached by Studesville since becoming a running backs coach in 2001.

| YR | RB. TEAM | ATT | YDS | AVG | TDs | REC | YDS | TDs |
|------|--------------------|-----|-------|-----|-----|-----|-----|-----|
| 2001 | Tiki Barber, NYG | 166 | 865 | 5.2 | 4 | 72 | 577 | 0 |
| 2001 | Ron Dayne, NYG | 180 | 690 | 3.8 | 7 | 8 | 67 | 0 |
| 2002 | Tiki Barber, NYG | 304 | 1,387 | 4.6 | 11 | 69 | 597 | 0 |
| 2003 | Tiki Barber, NYG | 278 | 1,216 | 4.4 | 2 | 69 | 461 | 1 |
| 2004 | Willis McGahee, BB | 284 | 1,128 | 4.0 | 13 | 22 | 169 | 0 |
| 2005 | Willis McGahee, BB | 325 | 1,247 | 3.8 | 5 | 28 | 178 | 0 |
| 2006 | Willis McGahee, BB | 259 | 990 | 3.8 | 6 | 18 | 156 | 0 |
| 2007 | Marshawn Lynch, BB | 280 | 1,115 | 4.0 | 7 | 18 | 184 | 0 |
| 2008 | Marshawn Lynch, BB | 250 | 1,036 | 4.1 | 8 | 47 | 300 | 1 |

SECOND HALF GROUND ATTACK

The Buffalo Bills ground game came alive during the second half of the 2008 season, piling up 1,092 rushing yards on 230 carries for a 4.7 yards per carry average along with eight touchdowns.

Buffalo's 1,092 rushing yards in the last eight games of 2008 ranked fifth in the AFC (ninth in the NFL).

AFC TEAM RUSHING LEADERS GAMES 9-16

| RK. | TEAM | RUSHING YARDS |
|-----|----------------|---------------|
| 1. | New England | 1,225 |
| 1. | Baltimore | 1,186 |
| T3. | Miami | 1,099 |
| | NY Jets | 1,099 |
| 5. | Buffalo | 1,092 |

The team's 4.7 yards per carry average from games 9-16 in 2008 ranked fifth in the conference (seventh in the NFL).

AFC TEAM YARDS PER CARRY LEADERS GAMES 9-16

| RK. | TEAM | AVG. |
|-----|----------------|------------|
| 1. | Denver | 5.2 |
| 2. | Kansas City | 5.1 |
| 3. | NY Jets | 5.0 |
| 4. | Miami | 4.8 |
| 5. | Buffalo | 4.7 |

With a 136.5 rushing yards per game average, the Bills ground game ranked fifth in the AFC (ninth in the NFL) from games 9-16 in 2008.

AFC TEAM YARDS PER GAME LEADERS GAMES 9-16

| RK. | TEAM | AVG. |
|-----|----------------|--------------|
| 1. | New England | 153.1 |
| 2. | Baltimore | 148.3 |
| T3. | Miami | 137.4 |
| | NY Jets | 137.4 |
| 5. | Buffalo | 136.5 |



APRIL FIRES UP SPECIAL TEAMS

Bobby April is entering his sixth season as the Bills Special Teams Coordinator and is tied for seventh in the NFL as one of the longest tenured current Special Teams coaches in the league.

Since joining the Bills as Special Teams Coordinator in 2004, his unit has finished first in three of his six seasons in the NFL according to the Dallas Morning News' Rick Gosselin's rankings.

Below is a chart of the longest tenured special teams coaches with their current team and their ranking in Gosselin's analysis since 2004:

| YEARS | ST COACH | TEAM | 2008 | 2007 | 2006 | 2005 | 2004 |
|----------|--------------------|----------------------|----------|-----------|----------|----------|----------|
| 11 | Alan Lowry | Tennessee Titans | 2 | 12 | 2 | 5 | 26 |
| 9 | Mike Westhoff | New York Jets | 14 | 13 | 4 | 25 | 13 |
| 8 | Richard Bisaccia | Tampa Bay Buccaneers | 9 | 7t | 21 | 20 | 24 |
| 8 | Steve Crosby | San Diego Chargers | 10t | 2 | 9 | 22 | 19 |
| 8 | Joe Marciano | Houston Texans | 21 | 4t | 29 | 3 | 29 |
| 7 | Darrin Simmons | Cincinnati Bengals | 24 | 22 | 10t | 16 | 7 |
| 6 | Bobby April | Buffalo Bills | 1 | 4t | 3 | 1 | 1 |
| 6 | Ted Daisher | Philadelphia Eagles | 12t | 28 | 28 | 23 | 4 |

SPECIAL TEAMS IN 2008

April's special teams forces have produced game-changing plays. Since the 2004 season, Buffalo has returned six kickoffs and five punts for touchdowns, which combine as the second-most return TDs from 2004-2008.

Below are highlights from the game-changing abilities of April's special teams unit during the 2008 season:

- WR/PR Roscoe Parrish brought back a 63-yard punt return to the endzone, P Brian Moorman tossed a 19-yard touchdown pass to DE Ryan Denney on a fake field goal play, K Rian Lindell added two field goals (35 and 38 yards) to amass 20 special teams points - Week 1 vs. SEA
- CB/KR Leodis McKelvin returned a kick 98 yards for a touchdown and was part of a return game that totaled 246 kick return yards - the second most in team history and highest in a home game - Week 11 vs. CLE
- McKelvin posted 67 kick return yards on two returns and K Rian Lindell scored career-best of 18 points, converting four field goals and six PATs - Week 12 at KC

Below is a look at the top NFL rankings of April's special teams forces:

TOP NFL RANKINGS WITH APRIL AS SPECIAL TEAMS COORDINATOR **2008**

Average Drive Start: 1st in NFL, 32.6

Kick return avg.: 2nd in NFL - 24.9

Punt return average: 2nd in NFL - 13.5

Opp. Kick return avg.: 2nd in NFL, 19.8

Most punt return yards in an AFC Game: 120, Parrish vs. SEA (9/7)

Other Notes:

- Unit finished No. 1 in Dallas Morning News overall Special Teams rankings.
- Peter King's Monday Morning Quarterback column selected PR Roscoe Parrish as NFL Special Teams Player of the week. Parrish was also named the AFC's Special Teams Player of the Week in week one.

APRIL'S UNITS OVER THE YEARS

Below is a look at the top NFL rankings of April's special teams forces from 2004-07:

****2007****

Punt return average: 1st in NFL - 15.35, set team record

Opposing punt return average: 1st in NFL - 5.3

Longest active game streak with punts inside the 20: 1st in NFL - 21, held by Brian Moorman

****2006****

Net punting average: 2nd in NFL - 39.2

Punt return average: 5th in NFL - 10.8

****2005****

Kickoff return average: 1st in NFL - 26.6

Average Drive Start: 1st in NFL - 34.8

Gross punting average: 1st in NFL - 45.7

Net punting average: 1st in NFL - 39.1

Opposing kickoff return average: 4th in NFL - 20.4

Other Notes:

- Unit finished No. 1 in Dallas Morning News overall Special Teams rankings; first team to finish in first place in consecutive seasons.

****2004****

Kick return average: 2nd in NFL - 24.5

Opposing kick return average: 2nd in NFL - 18.3

Opposing net punting average: 2nd in NFL - 8.5

Punt return average: 5th in NFL - 10.7

Other Notes:

- Unit finished No. 1 in Dallas Morning News overall Special Teams rankings.
- Special teams unit tied an NFL return touchdown record with 5. It marked the first since 1959 it occurred and only the fifth time in history.
- Voted NFL Special Teams Coach of the Year
- April selected as the Peter King MMQB ST Coach of the Year

FEWELL POWERS DEFENSE

Perry Fewell is in his fourth season as the Bills' Defensive Coordinator.

Since the arrival of Fewell and his defensive staff, the team's philosophy has centered around forcing turnovers, stopping teams on third downs and keeping opponents out of the endzone. The defense has been solid on all fronts through the 2008 season.

The Buffalo Bills posted 22 takeaways in 2008. The Bills posted 30 takeaways in 2007 and 24 takeaways in 2006.

In 2008, the Bills ranked ninth in the NFL (4th in AFC) in third-down defense with a 35.9 conversion percentage.

Buffalo's red zone defense improved in 2008 as the defense finished the year ranked fourth in the NFL with a 41.8 touchdown percentage.

RETURNING TO THE HOUSE

Buffalo's defense posted three interception returns for touchdowns in 2008. The total ranked tied for third in the NFL.

| INT-TDs | TEAM |
|----------|----------------|
| 6 | Green Bay |
| 5 | Baltimore |
| 3 | Buffalo |
| 3 | NY Jets |
| 3 | Tampa Bay |

Since the 2000 season, the Bills have returned interceptions for touchdowns 19 times. The 19 pick sixes since 2000 rank the Bills tied for sixth in the NFL and tied for fourth-most in the AFC:

| INT-TDs | TEAM |
|-----------|----------------|
| 25 | Baltimore |
| 24 | Green Bay |
| 21 | Tampa Bay |
| 20 | Chicago |
| 20 | Tennessee |
| 19 | Buffalo |
| 19 | Minnesota |
| 19 | New England |

SOLID IN PASS DEFENSE

The Buffalo Bills defense held opponents to 14 passing touchdowns in the 2008 season. The total ranked as the fourth-lowest in the NFL. Below is a look at the teams with the fewest passing TDs allowed in 2008:

| RK. | TEAM | PASS TDs ALLOWED |
|-----------|----------------|------------------|
| 1. | Indianapolis | 6 |
| T2. | Pittsburgh | 12 |
| | Tennessee | 12 |
| 4. | Buffalo | 14 |
| 5. | Minnesota | 15 |

FEWELL'S D IN THE RANKINGS

TOP RANKINGS AS BILLS DEFENSIVE COORDINATOR

2008

NFL RANKINGS

Defense inside the 20: 4th, 42.9%

Third down efficiency: 9th, 35.9%

AFC RANKINGS

Total defense: 4th, 313.2

Yards per pass play: 5th, 6.13

Yards per play: 5th, 5.17

2007

Safeties: T-1st in NFL, 2

Defense inside the 20: 4th in NFL, 44.6 TD%

Takeaway-giveaways: T-6th in NFL, +9

Interceptions returned for TDs: T-7th in NFL, 2

Fewest TD passes allowed: T-8th in NFL, 19

Interceptions: T-10th in NFL, 18

2006

Points per takeaway average: 2nd in NFL, 3.92

Percentage of TOs converted to TDs: 2nd in NFL, 54.2

Defensive touchdowns: 6th in NFL, 4

Passing net yards per game: 7th in NFL, 188.7

Total sacks: T-8th in NFL, 40

Points per game: 10th in NFL, 19.4

Sacks per pass play: 10th in NFL, 7.8

BILLS RUSHING DEFENSE

The Bills are 10-6 since 2006 when holding the opposing team to fewer than 100 yards on the ground.

Below is a look at the lowest rushing totals allowed since the start of the 2006 season:

| YDS Allowed | AVG | OPP. DATE | RESULT |
|-------------|------------|-----------------------|-----------------|
| 92 | 4.6 | @MIA, 9/17/06 | W, 16-6 |
| 74 | 3.1 | NYJ, 9/24/06 | L, 28-20 |
| 63 | 3.9 | MIN, 10/1/06 | W, 17-12 |
| 94 | 3.5 | NE, 10/22/06 | L, 28-6 |
| 60 | 3.2 | NYJ, 9/30/07 | W, 17-14 |
| 76 | 3.5 | DAL, 10/8/07 | L, 25-24 |
| 28 | 1.6 | CIN, 11/4/07 | W, 33-21 |
| 65 | 3.1 | MIA, 12/9/07 | W, 38-17 |
| 80 | 2.7 | @WAS, 12/2/07 | W, 17-14 |
| 85 | 4.0 | SEA, 9/7/08 | W, 34-10 |
| 98 | 3.6 | @ JAX, 9/14/08 | W, 20-16 |
| 98 | 3.3 | OAK, 9/21/08 | W, 24-23 |
| 72 | 4.2 | SD, 10/19/08 | W, 24-13 |
| 52 | 1.9 | @MIA, 10/26/08 | L, 25-16 |
| 96 | 3.8 | NYJ, 11/2/08 | L, 26-17 |
| 62 | 2.1 | SF, 11/30/08 | L, 10-3 |

BILLS



BILLS TORONTO SERIES

The Buffalo Bills will host the New York Jets in a primetime contest on Thursday Night Football on December 3, 2009. The game will mark the third contest as part of the Bills Toronto Series which began in 2008.



On December 7, 2008, the Bills hosted the Miami Dolphins at Rogers Centre in the first regular season NFL game played in Canada. Buffalo lost the game 16-3.

On August 14, 2008, Buffalo opened the Bills Toronto Series with a 24-21 victory over Pittsburgh.

The Bills Toronto Series will feature six more games - a regular season game each year (2009-2012) and pre-season games in 2010 and 2012.

"We are very pleased to be the first franchise in NFL history to split our schedule between our domestic home city of Buffalo, New York and our neighboring international city, Toronto, Ontario," Bills owner Ralph Wilson commented. "The population growth in Toronto, the passion the Canadian fans have shown for the Buffalo Bills and the vision of Ted Rogers and Larry Tanenbaum have made this possible."

Phil Lind, Vice Chairman of Rogers Communications Inc. added, "This is like a dream come true. Playing a season's worth of games in the Rogers Centre will make for incredibly exciting football. Canadians love NFL football and this series will let Canadians see the games live in Toronto."

The Bills have set the standard around the league for the regionalization of their franchise, dating back to the relocation of training camp to Rochester, New York and continuing through this announcement.

Below is a look at the five Bills games played in Toronto:

- Dec. 7, 2008 - Miami 16, Buffalo 13 - Bills Toronto Series
- Aug. 14, 2008 - Buffalo 24, Pittsburgh 21 - Bills Toronto Series
- Aug. 16, 1997 - Green Bay 35, Buffalo 3 - American Bowl
- Aug. 12, 1995 - Buffalo 9, Dallas 7 - American Bowl
- Aug. 8, 1961 - Hamilton (CFL) 38, Buffalo 21

NOT-SO FREQUENT FLYER MILES

Based on the 2009 preseason and regular season schedule, the Buffalo Bills will rack up the sixth fewest miles among all 32 teams when traveling on the road.

Buffalo will rack up a combined total of 13,532 air miles in 2009.

BET YOU DIDN'T KNOW ...

- **LB Marcus Buggs'** parents own Cal's, a soul food restaurant north of Nashville, TN.
- **OL Brad Butler** visited troops in Afghanistan along with members of the Buffalo Bills during a 10-day tour in February 2009. ...
- **Butler and QB Trent Edwards** participated in the NFL Business Management and Entrepreneurial Program at the Stanford Business School in 2009. **DE Ryan Denney** took part in the NFL program at the Wharton School of Business at the University of Pennsylvania.
- **LB Jon Corto** is part owner of a cinema and audio installation company called CW Cinema and Sound based in Hamburg, NY.
- Two members of the Buffalo Bills - defensive end **Ryan Denney** and linebacker **Keith Ellison** - all have brothers playing in the NFL. Denney's brother John is a long snapper with the Miami Dolphins. Ellison's brother Kevin is a rookie safety with the San Diego Chargers.
- **QB Trent Edwards** is good friends with Boston Red Sox shortstop Jed Lowrie. Both Edwards and Lowrie attended Stanford together.
- **WR Lee Evans** is an avid bowler and participated in the Professional Bowlers Association's Pro-Am during the Etonic Championships in Buffalo from 2006-08. His career-high is 279.
- **QB Gibran Hamdan** was one of 24 players who took part in the 2009 Broadcasting Boot Camp. Hamdan spent time at NFL Films headquarters in Mt. Laurel, NJ during the off-season breaking down film with analysts and taking part in on-camera positions.
- **DE Chris Kelsay** serves as an NFL spokesman for the All-Pro Dad organization. For more info about organization go to www.allprodad.com.
- **P Brian Moorman** was inducted into the Pittsburg State University (Ka.) Hall of Fame on September 4, 2009. He was an all-american in both football and track and field at his alma mater.
- **WR Terrell Owens** received the Young Champions Award from the National Alzheimer's Association in March 2009.
- **CB Ashton Youboty** is one of three players in the NFL from Liberia.

Four Buffalo Bills have brothers playing Division I football at schools across the country:

- **DE Ryan Denney - Brett Denney** is a senior defensive lineman for BYU; posted career high 37 tackles as a junior.
- **LB Paul Posluszny - David Posluszny** is a sophomore linebacker for Notre Dame.
- **S Donte Whitner - Lindsey Witten** is a senior defensive end at Connecticut; Played in 36 games with six starts in his first three years with the Huskies; Posted 10.5 sacks in his career:
- **CB Ashton Youboty - John Youboty** is a sophomore defensive end for Marshall University; **Yousif Youboty** plays at Minnesota State.



CAREER OFFENSIVE NUMBERS AGAINST THE NEW ENGLAND PATRIOTS

QB TRENT EDWARDS

| DATE | RESULT | ATT | CMP. | PCT. | YDS. | TD. | INT. | LG. | RT. |
|-------------------|--------------|-----------|-----------|-------------|------------|----------|----------|-----------|-------------|
| 9/23/07 | L, 7-38 (A) | 20 | 10 | 50.0 | 97 | 0 | 1 | 21 | 43.1 |
| 11/9/08 | L, 10-20 (A) | 23 | 13 | 56.5 | 120 | 1 | 2 | 15 | 49.2 |
| 12/28/08 | L, 0-13 (H) | 25 | 14 | 56.0 | 128 | 0 | 0 | 18 | 70.1 |
| TOTALS 0-3 | | 68 | 37 | 54.4 | 345 | 1 | 3 | 21 | 55.1 |

RB FRED JACKSON


| DATE | RESULT | ATT | YDS. | AVG. | LG. | TD | REC. | YDS. |
|-------------------|--------------|-----------|------------|------------|-----------|----------|----------|-----------|
| 11/18/07 | L, 10-56 (H) | 3 | 15 | 5.0 | 8 | 0 | 2 | 9 |
| 11/9/08 | L, 10-20 (A) | 4 | 14 | 3.5 | 5 | 0 | 2 | 11 |
| 12/28/08 | L, 0-13 (H) | 27 | 136 | 5.0 | 32 | 0 | 1 | 0 |
| TOTALS 0-3 | | 34 | 165 | 4.9 | 32 | 0 | 5 | 20 |

WR LEE EVANS

| DATE | RESULT | REC. | YDS. | AVG. | LG. | TD. | 1ST. |
|--------------------|--------------|-----------|------------|-------------|-----------|----------|-----------|
| 10/3/04 | L, 17-31 (H) | 4 | 93 | 23.3 | 55 | 0 | 3 |
| 11/14/04 | L, 6-29 (A) | 1 | 15 | 15.0 | 15 | 0 | 1 |
| 10/30/05 | L, 16-21 (A) | 1 | 14 | 14.0 | 14 | 0 | 0 |
| 12/11/05 | L, 7-35 (H) | 4 | 83 | 20.8 | 58 | 0 | 2 |
| 9/10/06 | L, 17-19 (A) | 2 | 25 | 12.5 | 18 | 0 | 1 |
| 10/22/06 | L, 6-28 (H) | 1 | 10 | 10.0 | 10 | 0 | 0 |
| 9/23/07 | L, 7-38 (A) | 1 | 7 | 7.0 | 7 | 0 | 0 |
| 11/18/07 | L, 10-56 (H) | 4 | 40 | 10.0 | 16 | 0 | 3 |
| 11/9/08 | L, 10-20 (A) | 2 | 22 | 11.0 | 15 | 0 | 1 |
| 12/28/08 | L, 0-13 (H) | 5 | 63 | 12.6 | 15 | 0 | 3 |
| TOTALS 0-10 | | 25 | 372 | 14.9 | 58 | 0 | 14 |

WR LEE EVANS

| DATE | RESULT | REC. | YDS. | AVG. | LG. | TD. | 1ST. |
|--------------------|--------------|-----------|------------|-------------|-----------|----------|-----------|
| 10/3/04 | L, 17-31 (H) | 4 | 93 | 23.3 | 55 | 0 | 3 |
| 11/14/04 | L, 6-29 (A) | 1 | 15 | 15.0 | 15 | 0 | 1 |
| 10/30/05 | L, 16-21 (A) | 1 | 14 | 14.0 | 14 | 0 | 0 |
| 12/11/05 | L, 7-35 (H) | 4 | 83 | 20.8 | 58 | 0 | 2 |
| 9/10/06 | L, 17-19 (A) | 2 | 25 | 12.5 | 18 | 0 | 1 |
| 10/22/06 | L, 6-28 (H) | 1 | 10 | 10.0 | 10 | 0 | 0 |
| 9/23/07 | L, 7-38 (A) | 1 | 7 | 7.0 | 7 | 0 | 0 |
| 11/18/07 | L, 10-56 (H) | 4 | 40 | 10.0 | 16 | 0 | 3 |
| 11/9/08 | L, 10-20 (A) | 2 | 22 | 11.0 | 15 | 0 | 1 |
| 12/28/08 | L, 0-13 (H) | 5 | 63 | 12.6 | 15 | 0 | 3 |
| TOTALS 0-10 | | 25 | 372 | 14.9 | 58 | 0 | 14 |



WR/PR ROSCOE PARRISH

| DATE | RESULT | REC. | YDS. | AVG. | LG. | TD. | 1ST. | YAC |
|-------------------|--------------|-----------|------------|-------------|------------|----------|----------|-----------|
| 10/30/05 | L, 16-21 (A) | 1 | 17 | 17.0 | 17 | 0 | 1 | 1 |
| 12/11/05 | L, 7-35 (H) | 1 | 5 | 5.0 | 5 | 0 | 0 | 1 |
| 9/10/06 | L, 17-19 (A) | 2 | 20 | 10.0 | 15 | 0 | 1 | 13 |
| 10/22/06 | L, 6-28 (H) | 0 | 0 | --- | --- | 0 | 0 | 0 |
| 9/23/07 | L, 7-38 (A) | 2 | 27 | 13.5 | 14 | 0 | 2 | 2 |
| 11/18/07 | L, 10-56 (H) | 1 | 47 | 47.0 | 47t | 1 | 1 | 3 |
| 11/9/08 | L, 10-20 (A) | 4 | 31 | 7.8 | 14 | 0 | 3 | 6 |
| TOTALS 0-7 | | 11 | 147 | 13.4 | 47t | 1 | 8 | 26 |

PUNT RETURNING

| DATE | RESULT | PR | FC | YDS | AVG | LG | TD |
|-------------------|--------------|-----------|----------|------------|-------------|-----------|----------|
| 10/30/05 | L, 16-21 (A) | 3 | 0 | 33 | 11.0 | 16 | 0 |
| 12/11/05 | L, 7-35 (H) | 2 | 1 | 45 | 22.5 | 43 | 0 |
| 9/10/06 | L, 17-19 (A) | 1 | 0 | 0 | 0.0 | 0 | 0 |
| 10/22/06 | L, 6-28 (H) | 4 | 0 | 40 | 10.0 | 21 | 0 |
| 9/23/07 | L, 7-38 (A) | 0 | 0 | 0 | 0.0 | 0 | 0 |
| 11/18/07 | L, 10-56 (H) | 0 | 0 | 0 | 0.0 | 0 | 0 |
| 11/9/08 | L, 10-20 (A) | 0 | 2 | 0 | - | - | 0 |
| TOTALS 0-7 | | 10 | 3 | 118 | 11.8 | 43 | 0 |

WR JOSH REED

| DATE | RESULT | REC. | YDS. | AVG. | LG. | TD. | 1ST. | YAC |
|--------------------|--------------|-----------|------------|-------------|------------|----------|-----------|------------|
| 11/3/02 | L, 7-38 (H) | 2 | 24 | 12.0 | 21 | 0 | 1 | 16 |
| 12/8/02 | L, 17-27 (A) | 3 | 68 | 22.7 | 42 | 0 | 2 | 39 |
| 9/7/03 | W, 31-0 (H) | 1 | 5 | 5.0 | 5 | 0 | 1 | 0 |
| 12/27/03 | L, 0-31 (A) | 5 | 40 | 8.0 | 17 | 0 | 1 | 8 |
| 10/3/04 | L, 17-31 (H) | 0 | 0 | --- | --- | 0 | 0 | 0 |
| 10/30/05 | L, 16-21 (A) | 2 | 19 | 9.5 | 10 | 0 | 1 | 2 |
| 12/11/05 | L, 7-35 (H) | 2 | 76 | 38.0 | 51T | 1 | 2 | 69 |
| 9/10/06 | L, 17-19 (A) | 3 | 40 | 13.3 | 20 | 0 | 2 | 10 |
| 10/22/06 | L, 6-28 (H) | 4 | 32 | 8.0 | 11 | 0 | 1 | 8 |
| 9/23/07 | L, 7-38 (A) | 2 | 27 | 13.5 | 21 | 0 | 1 | 13 |
| 11/18/07 | L, 10-56 (H) | 3 | 44 | 14.7 | 19 | 0 | 3 | 17 |
| 12/28/08 | L, 0-13 (H) | 2 | 21 | 10.5 | 16 | 0 | 0 | 0 |
| TOTALS 1-11 | | 29 | 396 | 13.7 | 51T | 1 | 15 | 182 |

BUFFALO BILLS MEDIA WEBSITE

Please visit the Buffalo Bills media website for all up-to-date information regarding the team at:

www.buffalobills.com/media

The Buffalo Bills media website regularly posts the following information:

- 2009 Updated Media Guide and Historical Files
- Game Credential Request forms
- Coach/Player/Personnel Transcripts
- Coach/Player/Personnel Clips
- Latest Press Releases
- Up-to-date practice schedules
- Media Availability Sessions
- Full Record Book
- Transactions
- Media Relations Department Contact Information

For all your Buffalo Bills media relations needs please visit:

www.buffalobills.com/media



CAREER DEFENSIVE NUMBERS AGAINST THE NEW ENGLAND PATRIOTS

DE AARON SCHOBEL

| DATE | RESULT | TOT | TACK | ASST | SACK-YDS | FF/FR |
|--------------------|----------------|-----------|-----------|-----------|----------------|------------|
| 11/11/01 | L, 11-21 (A) | 5 | 2 | 3 | 2-10 | 0/0 |
| 12/16/01 | L, 9-12 OT (H) | 7 | 5 | 2 | 2-13 | 0/0 |
| 11/3/02 | L, 7-38 (H) | 6 | 2 | 4 | 0.5-1 | 0/0 |
| 12/8/02 | L, 17-27 (A) | 3 | 3 | 0 | 0-0 | 0/0 |
| 9/7/03 | W, 31-0 (H) | 0 | 0 | 0 | 0-0 | 0/0 |
| 12/27/03 | L, 0-31 (A) | 5 | 3 | 2 | 0-0 | 0/0 |
| 10/3/04 | L, 17-31 (H) | 1 | 1 | 0 | 0-0 | 0/0 |
| 11/14/04 | L, 6-29 (A) | 9 | 4 | 5 | 0-0 | 0/0 |
| 10/30/05 | L, 16-21 (A) | 4 | 4 | 0 | 2-12 | 1/1 |
| 12/11/05 | L, 7-35 (H) | 6 | 4 | 2 | 1-1 | 0/0 |
| 9/10/06 | L, 17-19 (A) | 2 | 1 | 1 | 1-8 | 0/0 |
| 10/22/06 | L, 6-28 (H) | 5 | 3 | 2 | 2-12 | 1/0 |
| 9/23/07 | L, 7-38 (A) | 5 | 2 | 3 | 0.5-1.5 | 0/0 |
| 11/18/07 | L, 10-56 (H) | 3 | 2 | 1 | 0-0 | 0/0 |
| TOTALS 1-13 | | 61 | 36 | 25 | 11-58.5 | 2/1 |

SCHOBEL VS. BRADY

DE Aaron Schobel has more sacks on New England quarterback Tom Brady than any player in the NFL

Schobel has faced Brady 14 times in his career and has registered 11.0 sacks on the all-pro quarterback.

| GMs vs. Brady | Player | Sacks | TM |
|---------------|----------------------|-------------|------------|
| 14 | <i>Aaron Schobel</i> | <i>11.0</i> | <i>Buf</i> |
| 14 | Jason Taylor | 9.5 | Mia |
| 5 | Joey Porter | 6.0 | Pit-Mia |
| 13 | Shaun Ellis | 6.0 | NYJ |
| 6 | John Abraham | 5.0 | NYJ-ATL |

BILLS VS. BRADY

The Bills have posted 31.0 career sacks on Patriots QB Tom Brady. Below is a look at the teams with the most sacks on Brady in his career.

| TEAM | GAMES | SACKS-YARDS |
|----------------|-----------|-----------------|
| <i>Buffalo</i> | <i>14</i> | <i>31.0-190</i> |
| Miami | 14 | 29.0-161 |
| NY Jets | 14 | 25.0-169 |
| Pittsburgh | 4 | 9.0-68 |
| Indianapolis | 7 | 8.0-70 |
| Kansas City | 4 | 8.0-33 |

The Bills have posted 10 career interceptions thrown by Brady. Below is a look at the teams with the most interceptions thrown by Brady in his career:

| TEAM | GAMES | INT |
|----------------|-----------|-----------|
| Miami | 13 | 14 |
| <i>Buffalo</i> | <i>14</i> | <i>10</i> |
| Indianapolis | 7 | 9 |
| NY Jets | 14 | 6 |
| Denver | 5 | 5 |
| Kansas City | 4 | 5 |

DE CHRIS KELSAY

| DATE | RESULT | TOT | TACK | ASST | SACK-YDS | FF/FR |
|--------------------|--------------|-----------|-----------|-----------|-----------------|------------|
| 9/7/03 | W, 31-0 (H) | 3 | 3 | 0 | 0-0 | 0/0 |
| 12/27/03 | L, 0-31 (A) | 4 | 3 | 1 | 0-0 | 0/0 |
| 10/3/04 | L, 17-31 (H) | 2 | 1 | 1 | 0-0 | 1/1 |
| 11/14/04 | L, 6-29 (A) | 3 | 2 | 1 | 1-4 | 0/0 |
| 10/30/05 | L, 16-21 (A) | 3 | 1 | 2 | 0.5-3.5 | 0/0 |
| 12/11/05 | L, 7-35 (H) | 3 | 2 | 1 | 0-0 | 0/0 |
| 9/10/06 | L, 17-19 (A) | 4 | 4 | 0 | 1-3 | 1/0 |
| 10/22/06 | L, 6-28 (H) | 5 | 4 | 1 | 1-9 | 0/0 |
| 9/23/07 | L, 7-38 (A) | 8 | 5 | 3 | 0-0 | 0/0 |
| 11/18/07 | L, 10-56 (H) | 2 | 2 | 0 | 0-0 | 0/0 |
| 11/9/08 | L, 10-20 (A) | 7 | 4 | 3 | 0-0 | 0/0 |
| 12/28/08 | L, 0-13 (H) | 9 | 6 | 3 | 0-0 | 0/0 |
| TOTALS 1-11 | | 44 | 31 | 13 | 3.5-19.5 | 2/1 |

DE RYAN DENNEY

| DATE | RESULT | TOT | TACK | ASST | SACK-YDS | FF/FR |
|--------------------|--------------|-----------|-----------|-----------|------------|------------|
| 12/8/02 | L, 17-27 (A) | 0 | 0 | 0 | 0-0 | 0/0 |
| 9/7/03 | W, 31-0 (H) | 2 | 1 | 1 | 0-0 | 0/0 |
| 12/27/03 | L, 0-31 (A) | 4 | 3 | 1 | 1-9 | 0/0 |
| 10/3/04 | L, 17-31 (H) | 0 | 0 | 0 | 0-0 | 0/0 |
| 11/14/04 | L, 6-29 (A) | 2 | 0 | 2 | 0-0 | 0/0 |
| 10/30/05 | L, 16-21 (A) | 3 | 2 | 1 | 0-0 | 0/0 |
| 12/11/05 | L, 7-35 (H) | 7 | 3 | 4 | 0-0 | 0/0 |
| 9/10/06 | L, 17-19 (A) | 7 | 4 | 3 | 0-0 | 0/0 |
| 10/22/06 | L, 6-28 (H) | 0 | 0 | 0 | 0-0 | 0/0 |
| 11/18/07 | L, 10-56 (H) | 3 | 2 | 1 | 0-0 | 0/0 |
| 11/9/08 | L, 10-20 (A) | 11 | 8 | 3 | 0-0 | 0/0 |
| 12/28/08 | L, 0-13 (H) | 15 | 5 | 10 | 0-0 | 0/0 |
| TOTALS 1-11 | | 39 | 23 | 16 | 1-9 | 0/0 |

CB TERRENCE MCGEE

| DATE | RESULT | TOT | TACK | ASST | INT | PD |
|--------------------|--------------|-----------|-----------|----------|----------|----------|
| 12/27/03 | L, 0-31 (A) | 6 | 5 | 1 | 0 | 0 |
| 10/3/04 | L, 17-31 (H) | 6 | 6 | 0 | 0 | 2 |
| 11/14/04 | L, 6-29 (A) | 3 | 3 | 0 | 0 | 1 |
| 10/30/05 | L, 16-21 (A) | 7 | 6 | 1 | 0 | 0 |
| 12/11/05 | L, 7-35 (H) | 7 | 6 | 1 | 0 | 1 |
| 9/10/06 | L, 17-19 (A) | 10 | 9 | 1 | 0 | 1 |
| 10/22/06 | L, 6-28 (H) | 6 | 4 | 2 | 0 | 0 |
| 11/18/07 | L, 10-56 (H) | 4 | 4 | 0 | 0 | 0 |
| 11/9/08 | L, 10-20 (A) | 6 | 6 | 0 | 0 | 2 |
| 12/28/08 | L, 0-13 (H) | 4 | 3 | 1 | 0 | 0 |
| TOTALS 0-10 | | 55 | 59 | 6 | 0 | 7 |

KICK RETURNING

| DATE | RESULT | KR | YDS | AVG | LG | TD |
|-------------------|--------------|-----------|------------|-------------|------------|----------|
| 10/3/04 | L, 17-31 (H) | 4 | 176 | 44.0 | 98t | 1 |
| 11/14/04 | L, 6-29 (A) | 6 | 132 | 22.0 | 23 | 0 |
| 10/30/05 | L, 16-21 (A) | 2 | 22 | 11.0 | 22 | 0 |
| 12/11/05 | L, 7-35 (H) | 5 | 126 | 25.2 | 33 | 0 |
| 9/10/06 | L, 17-19 (A) | 4 | 110 | 27.5 | 44 | 0 |
| 10/22/06 | L, 6-28 (H) | 4 | 122 | 30.5 | 47 | 0 |
| 11/18/08 | L, 10-56 (H) | 8 | 147 | 18.4 | 29 | 0 |
| TOTALS 0-7 | | 33 | 835 | 25.3 | 98t | 1 |

S DONTE WHITNER

| DATE | RESULT | TOT | TACK | ASST | INT | PD | FF/FR |
|-------------------|--------------|-----------|-----------|-----------|----------|----------|------------|
| 9/10/06 | L, 17-19 (A) | 8 | 4 | 4 | 1 | 1 | 0/0 |
| 10/22/06 | L, 6-28 (H) | 5 | 1 | 4 | 0 | 0 | 0/0 |
| 9/23/07 | L, 7-38 (A) | 11 | 5 | 6 | 0 | 0 | 0/0 |
| 11/18/07 | L, 10-56 (H) | 3 | 3 | 0 | 0 | 0 | 1/0 |
| 12/28/08 | L, 0-13 (H) | 3 | 2 | 1 | 0 | 0 | 0/0 |
| TOTALS 0-5 | | 30 | 15 | 15 | 1 | 1 | 1/0 |



EDWARDS ENTERS THIRD SEASON

The 2009 season will mark the third year for Bills quarterback Trent Edwards.

Below is a look at Edwards' rankings and highlights throughout his two years in the NFL:

EDWARDS IN HIS SECOND SEASON

Second-year quarterback Trent Edwards completed 245 of 374 passes for 2,699 yards, 11 touchdowns and 10 interceptions in 2008 for a QB rating of 85.4.

Below is a look at where he finished among the top quarterbacks in the NFL last season:

NFL RANKINGS

- **Fourth quarter passer rating:** 3rd, 106.3
- **Completion percentage:** 6th, 65.5
- **Percent of passes for 1st downs:** 10th, 35.3

EDWARDS' SEASON COMPLETION % SECOND IN TEAM HISTORY

Edwards completed 245 of 374 passes in 14 games played in 2008. His 65.51 completion percentage ranks as the second best in team history for a season.

Below is a look at the best single-season completion percentages in team history.

| RK. | QB, SEASON | % (COMP-ATT) |
|-----|----------------------------|------------------------|
| 1. | Kelly Holcomb, 2005 | 67.39 (155-230) |
| 2. | Trent Edwards, 2008 | 65.51 (245-374) |
| 3. | Jim Kelly, 1991 | 64.14 (304-474) |
| 4. | Jim Kelly, 1994 | 63.61 (285-448) |
| 5. | JP Losman, 2007 | 62.78 (111-175) |

EDWARDS' CAREER COMPLETION % TOPS IN TEAM HISTORY

Trent Edwards' career completion percentage now sits at 61.60%. His career completion percentage is the best in team history (min. 250 attempts).

Below is a look at the Bills quarterbacks with the best career completion percentages in team history.

| RK. | QB, SEASONS | % (COMP-ATT) |
|-----|------------------------------|------------------------|
| 1. | Trent Edwards, 2007 - | 61.60 (396-643) |
| 2. | Rob Johnson, 1998-01 | 60.48 (401-663) |
| 3. | Jim Kelly, 1986-96 | 60.13 (2,874-4,780) |
| 4. | JP Losman, 2004-08 | 59.30 (558-941) |
| 5. | Drew Bledsoe, 2002-04 | 59.11 (905-1,531) |

EDWARDS' FOURTH QUARTER MAGIC

Edwards led Buffalo to four fourth quarter comebacks in 2008 and set a new team record for a Bills quarterback.

Edwards finished third in the NFL in fourth quarter passer rating, completing 62 of 94 passes for 832 yards and six touchdowns in the final stanza.

Below is a list of the league leaders in fourth quarter passing.

| RK. | QB, TEAM | ATT | COMP | YDS | TD | INT | RATING |
|-----|------------------------|-----------|-----------|------------|----------|----------|--------------|
| 1. | Romo, DAL | 109 | 69 | 946 | 9 | 1 | 114.7 |
| 3. | Rivers, SD | 141 | 90 | 1,148 | 12 | 2 | 111.7 |
| 3. | Edwards, BUF 94 | 62 | 62 | 832 | 6 | 2 | 106.3 |
| 4. | Hill, SF | 106 | 69 | 784 | 7 | 2 | 101.3 |
| 5. | Delhomme, CAR 98 | 65 | 65 | 811 | 3 | 1 | 97.8 |

MORE EDWARDS ...

EDWARDS WITH A 80.0 PASSER RATING

Edwards posted a passer rating of 104.2 in Week 16's victory over Denver. He completed 17 of 25 passes for 193 yards and one touchdown.

When Edwards posts a passer rating above 80.0 (min. 20 pass att.) the Bills are 10-0. Below is a list of Edwards' games with a passer rating above 80.0.

| GAME | CMP-AT-YDS | TD/INT | RTG |
|------------------------|------------------|------------|--------------|
| 9/30/07 vs. NYJ | 22-28-234 | 1/1 | 98.5 |
| 12/2/07 at WAS | 22-36-257 | 0/0 | 82.8 |
| 12/9/07 vs. MIA | 11-23-165 | 4/0 | 111.4 |
| 9/7/08 vs. SEA | 19-30-215 | 1/0 | 95.8 |
| 9/14/08 at JAX | 20-25-239 | 1/0 | 119.8 |
| 9/21/08 vs. OAK | 24-39-279 | 1/1 | 81.0 |
| 9/28/08 at. STL | 15-25-197 | 1/1 | 81.6 |
| 10/19/08 vs. SD | 25-30-261 | 1/0 | 114.0 |
| 11/23/08 at KC | 24-32-273 | 2/0 | 121.0 |
| 12/21/08 at DEN | 17-25-193 | 1/0 | 104.2 |

LOWEST INTERCEPTION % AMONG BILLS QBs

Edwards has thrown 18 interceptions in 643 career pass attempts for a 2.80 interception percentage. Edwards' percentage ranks second all-time in team history. Below is a list of the Bills quarterbacks with the lowest int. percentages.

INT % QUARTERBACK (Attempts - INTs)

| | |
|-------------|---------------------------------|
| 2.56 | Rob Johnson (663 - 17) |
| 2.80 | Trent Edwards (618 - 18) |
| 2.81 | Drew Bledsoe (1,531 - 43) |
| 2.82 | Doug Flutie (1,063 - 30) |
| 3.18 | Frank Reich (377 - 12) |

BILLS QBs in 3RD SEASON

Buffalo Bills quarterback Trent Edwards is entering his third year as the team's signal-caller.

Edwards will join the list of Bills QBs in their third season once the 2009 schedule kicks off on Monday Night football in New England on September 14.

Below is a look at the performances of Bills QBs in their third season with the team:

| QB-YEAR | GS/GP | CMP/ATT | CMP % | TDS-INTs |
|------------------------|-------|---------|-------|----------|
| JP Losman - 2006 | 16/16 | 268-429 | 62.5 | 19-14 |
| Todd Collins - 1997 | 13/14 | 215-391 | 55.0 | 12-13 |
| Jim Kelly - 1988 | 16/16 | 269-452 | 59.5 | 15-17 |
| Joe Ferguson - 1975 | 14/14 | 169-321 | 52.6 | 25-17 |
| Dennis Shaw - 1972 | 13/14 | 136-258 | 52.7 | 14-17 |
| Daryle Lamonica - 1965 | 1/14 | 29-70 | 41.4 | 3-6 |

BILLS



EVANS THROUGH FIVE SEASONS

WR Lee Evans has posted 4,744 receiving yards, 296 receptions and 32 touchdowns through his first five seasons with the Buffalo Bills (2004-2008).

Evans' receiving yardage total is the most of any Bills receiver through his first five seasons with the team. His touchdown total is tied for the most in the first five seasons. His 296 receptions rank second.

Below is a look at where Evans ranks through the first five seasons with the Bills:

MOST REC. YARDS, FIRST 5 SEASONS W/ BILLS:

1. **Lee Evans** 4,744
2. Andre Reed 4,408
3. Eric Moulds 4,261

MOST RECEIVING TDs, FIRST 5 SEASONS W/ BILLS:

- T1. **Lee Evans** 32
- Elbert Dubenion 32
2. Andre Reed 31
3. Eric Moulds 23

MOST RECEPTIONS, FIRST 5 SEASONS W/ BILLS:

1. Andre Reed 317
2. **Lee Evans** 296
3. Eric Moulds 275

EVANS IN RARE COMPANY

In each of his first five seasons in the NFL, Evans has averaged 15.4 yards or more per reception. Since 2004, Evans is the only NFL receiver to post an average of 15.0 yards or more per catch in each of the past five seasons.

Evans became the fourth player in team history to reach the mark in five consecutive years and the third to do so in his first five seasons with the Bills. Only Haven Moses (1968-72), Glenn Bass (1961-65) and Frank Lewis (1978-82) have accomplished the feat.

Below is a look at Evans' reception average since 2004:

| YEAR | REC-YARDS | AVG. |
|-------------|-----------------|-------------|
| 2004 | 48-843 | 17.6 |
| 2005 | 48-743 | 15.5 |
| 2006 | 82-1,292 | 15.8 |
| 2007 | 55-849 | 15.4 |
| 2008 | 63-1,017 | 16.1 |

BET YOU DIDN'T KNOW

The last wide receiver to start his career with at least a 15.0 yards per reception average (min. 30 receptions each season) in each of his first five years in the NFL was Jerry Rice (1985-1990). Rice accomplished the feat through his first seven seasons.

EVANS ON THE CHARTS ...

STREAKING EVANS - LONGEST ACTIVE START STREAK FOR WRs

Evans is also one of the most durable wide receivers in the game. He has started 42 consecutive regular season games for the second-longest active streak in the NFL.

Below is a list of the longest active consecutive start streaks among NFL wide receivers.

| | |
|-----------------------|-----------|
| Reggie Wayne, Ind | 97 |
| Lee Evans, Buf | 42 |
| Derrick Mason, Bal | 39 |
| Vincent Jackson, SD | 36 |
| Braylon Edwards, Cle | 33 |

Evans has also played in all 80 games through his first five seasons in the NFL. He is one of four wide receivers in the league to appear in 80 or more consecutive games among active players.

Below is a list of the longest active consecutive games played streaks among NFL wide receivers.

| | |
|-----------------------|-----------|
| Reggie Wayne, Ind | 118 |
| Derrick Mason, Bal | 106 |
| Kevin Walter, Hou | 91 |
| Lee Evans, Buf | 80 |
| Wes Welker, Mia-NE | 78 |

EVANS MOVES UP BILLS TOUCHDOWN CHART

Evans posted a two-yard touchdown reception against San Diego in week seven and ranks fifth on the franchise's list for touchdown receptions.

| PLAYER (Yrs) | TDS |
|----------------------------|-----------|
| 1. Andre Reed 1985-99 | 86 |
| 2. Eric Moulds 1996-2005 | 48 |
| 3. Elbert Dubenion 1960-68 | 35 |
| 4. Bob Chandler 1971-79 | 34 |
| 5. Lee Evans 2004 - | 32 |

EVANS POSTS 50TH CATCH OF 2008

Evans posted 63 catches for 1,017 yards on the season along with three touchdowns. With his first reception against Miami in Week 14, Evans recorded his third consecutive campaign with 50-plus catches (82 in 2006 and 55 in 2007).

By doing so, Evans became the sixth receiver in Bills history with three straight seasons with 50 or more catches.

CONSECUTIVE SEASONS 50+ RECEPTIONS

| RK. | PLAYER | CONS. 50+ SEASONS |
|------------|-----------------------------|-------------------|
| 1. | Andre Reed, 1986-94 | 9 |
| 2. | Eric Moulds, 1998-05 | 8 |
| 3. | Andre Reed, 1996-99 | 4 |
| T4. | Lee Evans, 2006 - 08 | 3 |
| | Bob Chandler, 1975-77 | 3 |
| | Peerless Price, 2000-02 | 3 |

EVANS AND REED ON THE CHARTS

EVANS AND REED ALL-TIME RECEIVING YARDS - BILLS

Evans ranks fourth on the Bills all-time receiving yards list with 4,744.

WR Josh Reed ranks 10th in club history with 3,284 yards.

Below is a list of the top 10 receiving yardage leaders in team history.

| RK. | BILLS | RECEIVING YARDS |
|-----|------------------|-----------------|
| 1. | Andre Reed | 13,095 |
| 2. | Eric Moulds | 9,096 |
| 3. | Elbert Dubenion | 5,309 |
| 4. | Lee Evans | 4,744 |
| 5. | Frank Lewis | 4,638 |
| 6. | Thurman Thomas | 4,341 |
| 7. | Jerry Butler | 4,301 |
| 8. | Bob Chandler | 3,999 |
| 9. | Peerless Price | 3,772 |
| 10. | Josh Reed | 3,284 |

EVANS AND REED ALL-TIME RECEPTIONS LIST

Evans is tied for fifth on the team's all-time receptions list with 296 career receptions.

Reed ranks ninth in team history with 284 receptions.

| RK. | BILLS | RECEPTIONS |
|-----|------------------|------------|
| 1. | Andre Reed | 941 |
| 2. | Eric Moulds | 675 |
| 3. | Thurman Thomas | 456 |
| 4. | Pete Metzelaars | 302 |
| T5. | Lee Evans | 296 |
| | Elbert Dubenion | 296 |
| 7. | Bob Chandler | 295 |
| 8. | Peerless Price | 288 |
| 9. | Josh Reed | 284 |
| 10. | Jerry Butler | 278 |

EVANS YARDS FROM SCRIMMAGE

Evans sits in seventh place on the team's all-time scrimmage yards list with 4,889 yards.

Below is a look at the team's all-time leaders in yards from scrimmage:

| RK. | BILLS | RUSH. | REC. | TOTAL |
|-----|------------------|------------|--------------|--------------|
| 1. | Thurman Thomas | 11,938 | 4,341 | 16,279 |
| 2. | Andre Reed | 500 | 13,095 | 13,595 |
| 3. | OJ Simpson | 10,183 | 1,924 | 12,107 |
| 4. | Eric Moulds | 157 | 9,096 | 9,253 |
| 5. | Joe Cribbs | 4,445 | 1,783 | 6,228 |
| 6. | Elbert Dubenion | 326 | 5,309 | 5,635 |
| 7. | Lee Evans | 145 | 4,744 | 4,889 |
| 8. | Wray Carlton | 3,368 | 1,329 | 4,697 |
| 9. | Frank Lewis | -6 | 4,638 | 4,632 |
| 10. | Travis Henry | 3,849 | 691 | 4,540 |

EVANS OFF AND RUNNING

EVANS RANKS 5TH IN 100-YARD RECEIVING GAMES

Evans has recorded 13 100-yard receiving games in his career and ranks fifth all-time in team history.

| PLAYER | 100 Yd GMS | GMS to reach 10 100-yd |
|----------------------------|------------|------------------------|
| 1. Andre Reed 1985-99 | 36 | 64 (10/16/1989) |
| 2. Eric Moulds 1996-05 | 26 | 68 (10/15/2000) |
| 3. Elbert Dubenion 1960-68 | 16 | 61 (10/11/1964) |
| 4. Frank Lewis 1978-83 | 14 | 51 (10/12/1981) |
| 5. Lee Evans 2004 - | 13 | 69 (10/5/08) |

EVANS IN THE RANKINGS

Below is a look at where Evans ranked among top receiving categories in the AFC last year:

AFC RANKINGS

- **Receiving yardage:** 10th, 1,017
- **Yards from scrimmage:** 18th, 1,039

EVANS AMONG NFL LEADERS IN LONG RECEPTIONS

Evans' 10 receptions of more than 25 yards ties him for 12th in the NFL (tied for fourth in AFC). Below is a list of the NFL leaders with the most receptions of 25 or more yards in the NFL in 2008.

| RK. | PLAYER/TEAM | REC. OF 25+ |
|------|---------------------------|-------------|
| 1. | Steve Smith, CAR | 19 |
| 2. | Calvin Johnson, DET | 17 |
| 3. | Roddy White, ATL | 14 |
| T4. | Larry Fitzgerald, ARI | 13 |
| | Greg Jennings, GB | 13 |
| T6. | Bernard Berrian, MIN | 12 |
| | Terrell Owens, DAL | 12 |
| T8. | Antonio Bryant, TB | 11 |
| | Justin Gage, TEN | 11 |
| | Vincent Jackson, SD | 11 |
| | Kevin Walter, HOU | 11 |
| T12. | Lee Evans, BUF | 10 |
| | DeSean Jackson, PHI | 10 |
| | Randy Moss, NE | 10 |

EVANS AMONG NFL LEADERS IN YARDS PER RECEPTION

Evans' 16.1 yards per reception average ranked fourth in the AFC and 10th in the NFL. Below is a list of NFL leaders in 2008:

| RK. | PLAYER, TEAM | AVG. | REC. | YARDS |
|-----|-----------------------|-------------|-----------|--------------|
| 1. | Devery Henderson NO | 24.8 | 32 | 793 |
| 2. | Bernard Berrian, MIN | 20.1 | 48 | 964 |
| 3. | Justin Gage, TEN | 19.1 | 34 | 651 |
| 4. | Vincent Jackson, SD | 18.6 | 59 | 1,098 |
| 5. | Steve Smith, CAR | 18.2 | 78 | 1,421 |
| 6. | Calvin Johnson, DET | 17.1 | 78 | 1,331 |
| 7. | Mark Clayton, BAL | 17.0 | 41 | 695 |
| 8. | Marques Colston, NO | 16.2 | 47 | 760 |
| 9. | Greg Jennings, GB | 16.2 | 80 | 1,292 |
| 10. | Lee Evans, BUF | 16.1 | 63 | 1,017 |

*Based on minimum two receptions/game

LONG DISTANCE LEE - MOST 70-YD TDs IN NFL SINCE 2000

WR Lee Evans' six touchdown receptions longer than 70 yards is best in the NFL since 2000.

| PLAYER, TM | TDs of 70-plus yards |
|----------------------------------|----------------------|
| Lee Evans, Buf | 6 |
| Chad Johnson, Cin | 5 |
| Randy Moss, Min-Oak-NE | 5 |
| Terrell Owens, SF-PHI-DAL | 5 |
| Chris Chambers, Mia-SD | 4 |
| Donald Driver, DB | 4 |
| Marvin Harrison, Ind | 4 |
| Hines Ward, Pit | 4 |
| Torry Holt, St. L | 4 |



REVIEW OF T.O. IN 2008

WR Terrell Owens is entering his 14th year in the NFL and first season with the Buffalo Bills. The six-time Pro Bowl selection signed with the Bills as an unrestricted free agent on March 7, making him one of the most prolific additions in franchise history.

Owens capped off the 2008 season seventh in the NFC and 13th in the NFL with 1,052 receiving yards, marking his ninth 1,000 yard season in his career and third consecutive year reaching 1,000 yards.

Owens marked his eighth season with 10 touchdowns or more in his career with a 10 touchdown season, tying him for fifth in the NFL.

Below is a look at Owens' rankings among NFL receivers from 2008:

2008 RECEIVING TD LEADERS

| RK. | PLAYER. TEAM | REC | YARDS | TDS |
|------------|---------------------------|-----------|--------------|-----------|
| T1. | Larry Fitzgerald, ARI | 96 | 1,431 | 12 |
| | Calvin Johnson, DET | 78 | 1,331 | 12 |
| T3. | Anquan Boldin, ARI | 89 | 1,038 | 11 |
| | Randy Moss, NE | 69 | 1,008 | 11 |
| T5. | Terrell Owens, DAL | 69 | 1,052 | 10 |
| | Tony Gonzalez, KC | 96 | 1,058 | 10 |
| | Lance Moore, NO | 79 | 928 | 10 |

In Week 12 vs. San Francisco, Owens hauled in seven catches for a 2008 game-best 213 receiving yards along with one touchdown. His 213-yard performance marked the second 200+yard game of his career.

Below is a look at the best receiving-yard performances by an individual player in 2008:

2008 BEST RECEIVING GAMES

| RK. | PLAYER. DATE | YARDS | REC | TDS |
|-----------|-----------------------------------|------------|----------|----------|
| 1. | Terrell Owens 11/23 vs. SF | 213 | 7 | 1 |
| 2. | Andre Johnson, 12/14 vs. TEN | 207 | 11 | 1 |
| 3. | Antonio Bryant, 12/8 vs. TB | 200 | 9 | 2 |

TERRELL IN THE NEW MILLENIUM

Since the 2000 season, Owens has recorded 729 receptions, 10,815 receiving yards and 109 touchdowns - all of which rank the 14-year veteran in the top five in each respective category.

His 109 receiving touchdowns since 2000 rank tops among NFL receivers:

RECEIVING TOUCHDOWN LEADERS, Since 2000

| RK. | PLAYER. TEAM | Rec. TD |
|-----------|--------------------------------------|------------|
| 1. | Terrell Owens, SF-PHI-DAL-BUF | 109 |
| 2. | Randy Moss, MIN-OAK-NE | 107 |
| 3. | Marvin Harrison, IND | 95 |
| 4. | Torry Holt, St. L./JAX | 68 |
| 5. | Hines Ward, PIT | 65 |

Owens' 10,815 receiving yards since the 2000 season place him second in the nine-year span:

RECEIVING YARDS LEADERS, Since 2000

| RK. | PLAYER. TEAM | Rec. Yds. |
|-----------|--------------------------------------|---------------|
| 1. | Torry Holt, St. L/JAC | 11,872 |
| 2. | Terrell Owens, SF-PHI-DAL-BUF | 10,815 |
| 3. | Randy Moss, MIN-OAK-NE | 10,475 |
| 4. | Marvin Harrison, IND | 10,439 |
| 5. | Derrick Mason, TEN-BAL | 9,453 |

Owens ranks fourth since the 2000 season with 729 receptions:

RECEPTIONS LEADERS, Since 2000

| RK. | PLAYER. TEAM | Rec. |
|-----------|--------------------------------------|------------|
| 1. | Torry Holt, St. L./JAX | 817 |
| 2. | Marvin Harrison, IND | 791 |
| 3. | Derrick Mason, TEN-BAL | 743 |
| 4. | Terrell Owens, SF-PHI-DAL-BUF | 729 |
| 5. | Hines Ward, PIT | 724 |

OWENS AMONG ACTIVE RECEIVERS

Owens has posted 47, 100-yard receiving games or better in his 14 seasons in the NFL. His total ranks third among active NFL players.....

100-YARD RECEIVING GAMES (ACTIVE)

| | |
|--------------------------------------|-----------|
| Marvin Harrison, Ind. | 59 |
| Randy Moss, MIN-OAK-NE | 59 |
| Terrell Owens, SF-Phi-Dal-Buf | 47 |
| Torry Holt, St. Louis/JAX | 45 |

Owens has caught at least one reception in 183 consecutive games. The streak is the second longest among active NFL players and the fourth longest streak in NFL history.....

CONSECUTIVE GAMES WITH A CATCH (ACTIVE)

| | |
|--------------------------------------|------------|
| Marvin Harrison, Ind. | 190 |
| Terrell Owens, SF-Phi-Dal-Buf | 183 |
| Hines Wards, PIT | 162 |
| Torry Holt, St. Louis | 153 |
| Tony Gonzalez, KC-ATL | 131 |

Owens tallied his 30th multiple-touchdown game of his career against Philadelphia (9/15/08). His 30 games with multiple TDs rank third-most in NFL history.....

MULTIPLE-TOUCHDOWN GAMES (NFL HISTORY)

| | |
|--------------------------------------|-----------|
| Jerry Rice, SF-OAK. | 44 |
| Randy Moss, MIN-OAK-NE | 32 |
| Terrell Owens, SF-Phi-Dal-Buf | 30 |

Owens has posted at least 1,000 receiving yards in each of the past three NFL seasons. Owens' streak is the fourth longest active streak in the NFL.....

CONSECUTIVE 1,000-YD RECEIVING SEASONS (ACTIVE)

| | |
|---------------------------|----------|
| Donald Driver, GB | 5 |
| Reggie Wayne, IND | 5 |
| Steve Smith, CAR | 4 |
| Terrell Owens, BUF | 3 |



THE T.O. FILE

Below is a look at where Owens ranks among top categories in the NFL among active players:

NFL RANKINGS (ACTIVE PLAYERS)

- **Touchdowns:** 1st, 139 touchdowns
- **Receptions:** 2nd, 951 receptions
- **Receiving Yards:** 2nd, 14,122 yards
- **Scrimmage Yards:** 6th, 14,319 yards
- **Scorers:** 16th, 852 points

NFL LEADERS, MOST RECEPTIONS (Active Players)

| RK. | PLAYER, YEARS | REC |
|-----------|------------------------------|------------|
| 1. | Marvin Harrison, 1996 - | 1,102 |
| 2. | Isaac Bruce, 1994 - | 1,003 |
| 3. | Terrell Owens, 1996 - | 951 |
| 4. | Tony Gonzalez, 1997 - | 916 |
| 5. | Torry Holt, 1999 - | 869 |

Owens 1,000-plus yards and 10 touchdowns in 2008 marked his eighth career season with at least 1,000 yards and 10 touchdowns.

NFL 1,000 YARDS and 10 TOUCHDOWN SEASONS

| RK. | PLAYER, YEARS | REC |
|------------|------------------------------|----------|
| 1. | Jerry Rice, 1985-2004 | 9 |
| T2. | Terrell Owens, 1996 - | 8 |
| | Marvin Harrison, 1996 - | 8 |
| 4. | Randy Moss, 1995 - | 7 |

Owens has posted 1,000 receiving yards in a season nine times in his career.

1,000 YARD RECEIVING SEASONS

| RK. | PLAYER, YEARS | 1,000 YARD SEASONS |
|------------|-----------------------------|--------------------|
| 1. | Jerry Rice, 1985-2004 | 14 |
| T2. | Terrell Owens, 1996- | 9 |
| | Tim Brown 1988-2004 | 9 |
| | Jimmy Smith, 1995-2005 | 9 |
| | Randy Moss, 1995 - | 9 |

OWENS APPROACHING 1,000 CATCHES

WR Terrell Owens has caught 951 catches for 14,122 yards and 139 touchdowns in his NFL Career.

With his 49th reception in 2009, Owens will become just the sixth player in NFL history to eclipse the 1,000 catch plateau. If Owens posts 49 catches or more in 2009, he will become the third quickest player in NFL history to record 1,000 or more catches. Only Marvin Harrison (167 games) and Jerry Rice (181 games) have broken the 1,000 catch mark in fewer games played.

NFL FEWEST GAMES TO 1,000 CATCHES

| RK. | PLAYER, YEARS | GAMES | DATE 10,000 |
|-----|-----------------------------|--------------------------|-------------|
| 1. | Marvin Harrison 1996 - | 167 | 12/10/2006 |
| 2. | Jerry Rice 1985-2004 | 181 | 11/3/1996 |
| 3. | Cris Carter 1987-2002 | 210 | 11/30/2000 |
| 4. | Isaac Bruce 1994-2008 | 212 | 12/21/2008 |
| 5. | Tim Brown 1988-2004 | 220 | 12/2/2002 |
| | Terrell Owens 1996 - | 189 - 951 catches | |

RE-WRITING THE BOOKS

Owens became the sixth pass catcher in league history to reach 14,000 receiving yards and accomplished the feat against Baltimore (12/20/08).

Owens ranks fifth all-time with 14,122 yards and needs 459 yards to surpass Marvin Harrison for fourth all-time:

NFL ALL-TIME RECEIVING YARDS

| RK. | PLAYER, YEARS | YARDS | Rec. | Rec. TD |
|-----------|------------------------------|---------------|------------|------------|
| 1. | Jerry Rice, 1985-2004 | 22,895 | 1,549 | 197 |
| 2. | Isaac Bruce, 1994-2008 | 14,944 | 1,003 | 91 |
| 3. | Tim Brown, 1988-2004 | 14,934 | 1,094 | 100 |
| 4. | Marvin Harrison, 1996 - | 14,580 | 1,102 | 128 |
| 5. | Terrell Owens, 1996 - | 14,122 | 951 | 139 |

Owens needs 49 receptions to become the sixth player in NFL history with 1,000 receptions. In 13 seasons, Owens has 951 receptions.

With his first reception as a Buffalo Bill, Owens will pass former Bills WR Andre Reed for sole possession of sixth all-time in NFL history:

NFL ALL-TIME RECEPTIONS

| RK. | PLAYER, YEARS | Rec. | Yards | Rec. TD |
|------------|------------------------------|------------|---------------|------------|
| 1. | Jerry Rice, 1985-2004 | 1,549 | 22,895 | 197 |
| 2. | Marvin Harrison, 1996 - | 1,102 | 14,580 | 128 |
| 3. | Cris Carter, 1987-2002 | 1,101 | 13,899 | 130 |
| 4. | Tim Brown, 1988-2004 | 1,094 | 14,934 | 100 |
| 5. | Isaac Bruce, 1994-2008 | 1,003 | 14,944 | 91 |
| T6. | Terrell Owens, 1996 - | 951 | 14,122 | 139 |
| | Andre Reed, 1985-2000 | 951 | 13,198 | 87 |

Owens posted his 130th career touchdown in Week One during the 2008 season to tie him with Cris Carter for the second-most in NFL history. Owens' 10 TD catches in 2008 increased his career total to 139.

Owens needs 11 receiving touchdowns to become the second player in NFL history with 150 receiving scores:

NFL ALL-TIME RECEIVING TOUCHDOWNS

| RK. | PLAYER, YEARS | TD | Rec. | Rec. Yds. |
|-----------|------------------------------|------------|------------|---------------|
| 1. | Jerry Rice, 1985-2004 | 197 | 1,549 | 22,895 |
| 2. | Terrell Owens, 1996 - | 139 | 951 | 14,122 |
| 3. | Randy Moss, 1995 - | 135 | 843 | 13,201 |

In his 13 seasons, Owens has recorded 141 touchdowns. With five touchdowns, Owens will surpass LaDanian Tomlinson (141) and Marcus Allen (145) to move into third place all-time:

NFL CAREER TOUCHDOWN LEADERS

| RK. | PLAYER, YEARS | TOTAL RUSH | REC | MISC |
|------------|--------------------------------|------------|----------|--------------|
| 1. | Jerry Rice, 1985-2004 | 208 | 10 | 197 1 |
| 2. | Emmitt Smith, 1980-2004 | 175 | 164 | 11 0 |
| 3. | Marcus Allen, 1982-1997 | 145 | 123 | 21 1 |
| T4. | Terrell Owens, 1996 - | 141 | 2 | 139 0 |
| | LaDanian Tomlinson, 2001 - 141 | 141 | 126 | 15 0 |

Owens has caught a pass in 183 consecutive games. The streak ranks as the second-longest among active NFL players and is tied for the third-longest in NFL history:

CONSECUTIVE GAMES WITH A CATCH (ALL-TIME)

| | |
|----------------------------|------------|
| Jerry Rice, 1985-2004 | 274 |
| Marvin Harrison, 1996 - | 190 |
| Terrell Owens, 1996 | 183 |
| Art Monk, 1983-1995 | 183 |
| Tim Brown, 1993-2004 | 179 |



BEAST MODE RETURNS FOR LYNCH

Marshawn Lynch's 2008 season resulted in his first trip to the Pro Bowl. Lynch became the first Bills running back to appear in the annual game since 2002 (Travis Henry).

LYNCH IN THE RANKINGS

Below is a list of where Lynch finished in the rankings in 2008:

- **Rushing yards:** 5th in AFC (T13th in NFL) - 1,036
- **First downs:** T6th in AFC (T13th in NFL) - 67
- **Scrimmage yards:** 7th in AFC - 1,336
- **Scoring (nonkickers):** 13th in AFC - 54

RUNNING THE BALL - LYNCH AMONG AFC LEADERS IN YARDS

Lynch gained 1,036 rushing yards in 2008. The total ranked fifth in the AFC last year.

Below is a list of AFC leaders in rushing yards.

| RK. | PLAYER | YARDS |
|-----|----------------------------|--------------|
| 1. | Thomas Jones, NYJ | 1,312 |
| 2. | Steve Slaton, HOU | 1,282 |
| 3. | Chris Johnson, Tenn | 1,228 |
| 4. | LaDainian Tomlinson, SD | 1,110 |
| 5. | Marshawn Lynch, Buf | 1,036 |

CARRING THE BALL - LYNCH AMONG AFC LEADERS IN CARRIES

Lynch carried the ball 250 times in 2008. The total ranked sixth in the AFC.

Below is a list of AFC leaders in rushing attempts.

| RK. | PLAYER | CARRIES |
|-----|----------------------------|------------|
| 1. | LaDainian Tomlinson, SD | 292 |
| 2. | Thomas Jones, NYJ | 290 |
| 3. | Jamal Lewis, CLE | 279 |
| 4. | Steve Slaton, HOU | 268 |
| 5. | Chris Johnson, TEN | 251 |
| 6. | Marshawn Lynch, Buf | 250 |

LYNCH FINDS THE END ZONE

Lynch set a new career-high with eight rushing touchdowns in 2008. His total ranked ninth among AFC running backs. Below is a list of AFC leaders in rushing touchdowns.

| RK. | PLAYER | RUSHING TDs |
|-----|----------------------------|-------------|
| 1. | Lendale White, Tenn | 15 |
| 2. | Thomas Jones, NYJ | 13 |
| 3. | Maurice Jones-Drew, Jac. | 12 |
| 4. | LaDainian Tomlinson, SD | 11 |
| T5. | Ronnie Brown, MIA | 10 |
| | La'Ron McClain, Bal | 10 |
| T7. | Chris Johnson, Tenn | 9 |
| | Steve Slaton, HOU | 9 |
| 9. | Marshawn Lynch, Buf | 8 |

LYNCH REACHES 2,000 RUSHING YDS

Lynch tied Travis Henry and Cookie Gilchrist as the second-fastest running backs in team history to reach 2,000 career rushing yards. The three backs accomplished the feat in each of their 27th career game.

| RK. | PLAYER | GAMES TO 2,000 |
|-----|-----------------------|-----------------------------|
| 1. | Willis McGahee | 26 |
| T2. | Marshawn Lynch | 27 (12/14/08 at NYJ) |
| | Travis Henry | 27 |
| | Cookie Gilchrist | 27 |
| T4. | Joe Cribbs | 28 |
| | Thurman Thomas | 28 |

LYNCH AMONG EIGHT RBS IN 2008

Lynch was one of eight running backs in the NFL in 2008 to rush for more than 1,000 yards and catch 40 or more passes:

| RB | RUSH YDS. | REC | REC YDS |
|----------------------------|--------------|-----------|------------|
| Matt Forte, CHI | 1,238 | 63 | 477 |
| Frank Gore, SF | 1,036 | 43 | 373 |
| Steven Jackson, STL | 1,042 | 40 | 379 |
| Chris Johnson, TEN | 1,228 | 43 | 260 |
| Marshawn Lynch, BUF | 1,036 | 47 | 300 |
| Steve Slaton, HOU | 1,282 | 50 | 377 |
| LaDainian Tomlinson, SD | 1,110 | 52 | 426 |
| Derrick Ward, NYG | 1,025 | 41 | 384 |

JACKSON AND LYNCH - CATCHING DUO

Running backs Marshawn Lynch (47) and Fred Jackson (37) combined for 84 receptions in 2008 which ranks as the fifth-highest output for a Buffalo backfield duo in team history.

BILLS BACKFIELD RECEPTION LEADERS SINCE 1960

| RK. | YEAR | RB/FB | TOTAL REC. |
|-----|-------------|--|------------|
| 1. | 2001 | Larry Centers, 80 Travis Henry, 22 | 102 |
| 2. | 1983 | Joe Cribbs, 57 Booker Moore, 34 | 91 |
| 3. | 1989 | Thurman Thomas, 60 Ronnie Harmon, 29 | 89 |
| 4. | 2002 | Larry Centers, 43 Travis Henry, 43 | 86 |
| 5. | 2008 | Marshawn Lynch, 47 Fred Jackson, 37 | 84 |

LYNCH AND JACKSON IN PASS GAME

The running back duo of Marshawn Lynch (47) and Fred Jackson (37) combined for the most catches of any top two running backs from the same backfield in the NFL with 84.

Lynch and Jackson each set career highs in receptions in 2008.

Below is a list of the top receiving backfield duos in the NFL:

| RK. | TEAM | RUNNING/FULLBACKS | TOTAL REC. |
|-----|------------|--|------------|
| 1. | BUF | Marshawn Lynch, 47 Fred Jackson, 37 | 84 |
| T2. | NO | Reggie Bush, 52 Pierre Thomas, 31 | 83 |
| | NYJ | Leon Washington, 47 Thomas Jones, 36 | 83 |

JACKSON AND LYNCH JOIN 1,500 CLUB

Running backs Fred Jackson (571) and Marshawn Lynch (1,036) combined for 1,607 rushing yards in 2008.

Jackson and Lynch became the 11th running back duo in team history to eclipse 1,000 and 500 yards in one season.

Jackson and Lynch were one of 10 NFL backfields with two running backs to produce 1,500 rushing yards or more combined in 2008.

1,000-YD RECEIVERS & RBs - 2008

The Buffalo Bills are one of three NFL teams with two receivers who posted 1,000 receiving yards in and one running back with 1,000 rushing yards in the 2008 season.

WRs Terrell Owens (1,052 w/ Dallas) and Lee Evans (1,017 yards) and RB Marshawn Lynch (1,036 yards) all surpassed the 1,000-yard mark in 2008.

The Green Bay Packers and the Atlanta Falcons are the only other two teams with two 1,000-yard receivers and a 1,000-yard running back.

Below is a chart of teams with two 1,000-yard receivers and a 1,000-yard running back:

| TM | WRs | RBs |
|-----------|---|------------------------|
| Buffalo | Lee Evans (1,017) Terrell Owens (1,052 w/ Dallas) | Marshawn Lynch (1,036) |
| Green Bay | Greg Jennings (1,292) Donald Driver (1,012) | Ryan Grant (1,203) |
| Atlanta | Roddy White (1,382) Tony Gonzalez (1,058 w/ Kansas City) | Michael Turner (1,699) |

EVANS AND LYNCH 1,000 YARD MARK

Running back Marshawn Lynch broke the 1,000 yard rushing mark for the second straight season and wide receiver Lee Evans recorded his second 1,000 yard season finishing with 1,017 yards.

With his 46 receiving yards in Week 17 vs. New England, Evans and Lynch became the ninth Bills WR-RB duo to each eclipse 1,000 yards in one season.

The last time the feat was accomplished by Buffalo was 2004 with Eric Moulds (1,043 rec. yards) and Willis McGahee (1,128 rushing yards).

EFFECTIVE ON FIRST DOWN

The Buffalo Bills averaged 5.73 yards per play on first downs in 2008. The total ranks as the fifth-best average in the AFC this season (10th in NFL).

Below is a look at the top teams in yards per first down play last season.

| RK. | TEAM | YARDS/PLAY |
|-----|----------------------|-------------|
| 1. | Houston Texans | 6.43 |
| 2. | Miami Dolphins | 6.19 |
| 3. | Denver Broncos | 5.87 |
| 4. | San Diego | 5.79 |
| 5. | Buffalo Bills | 5.73 |

Visit www.buffalobills.com/media for the most recent press releases, weekly releases, flip card, media advisories, transcripts, player feature clips and more

www.buffalobills.com/media

WOOD AND LEVITRE - ROOKIES ON OL

First-round (28th overall) draft choice Eric Wood and second-round (51st overall) pick Andy Levitre have been penciled in as starter's for the 2009 season opener.

This week's game will mark the first time the Bills will have started two rookies on the line in a season-opener since 1970 (LT Art Laster / LG Jim Reilly, 9/20/70 vs. DEN). Reilly a third-round pick out of Notre Dame, while Laster was selected in the fifth-round out of Mid-Eastern Shore by Oakland and was acquired by the Bills prior to the start of the season.

Below are notes on Bills rookies on the line:

- Last rookie OL to start a game:
RT Terrance Pennington (12/31/06 at BLT)
- Last rookie/first-year OL to start a season opener:
LG Lawrence Smith (1st year) (9/12/04 vs. JAC)
- Last rookie draft pick to start season-opener:
RT Mike Williams (9/8/02 vs. NYJ)
- Last game with two rookies/first-year players started:
RG Corey Hulse (1st year) / RT Jonas Jennings (1/6/02) - Both players started the 2001 season opener which is the last game the Bills had two rookie/first-year starters in a season-opener
- Last season-opener with two true rookies to start on the OL:
LT Art Laster / LG Jim Reilly - 9/20/70 vs. DEN

BY THE NUMBERS

- **2** - Wins needed to post 350 regular season wins in franchise history.
- **2** - Number of NFL teams with two rookies slated to start on the offensive line on Kickoff Weekend. Buffalo (LG Eric Wood and RG Andy Levitre) and Jacksonville (LT Eugene Monroe and RT Britton Eben).
- **4** - Number of 100 yard games WR Lee Evans had in 2008, setting a new career-high for a single-season.
- **4** - The number of fourth quarter comebacks by QB Trent Edwards in 2008, setting a new team record.
- **11** - Years since Terrell Owens last played in New England. On December 20, 1998, Owens posted three receptions for 61 yards and one touchdown when San Francisco visited New England.
- **12** - Punts inside-the-20 needed by Brian Moorman to set a new team record in a career. Moorman has 179 and trails Chris Mohr, who holds the record with 190.
- **28** - Length of Josh Reed's current game reception streaks. It's the longest of his career.
- **91** - Consecutive games the Bills have played without going into overtime. It's the longest active streak in the NFL.
- **282** - Number of consecutive PATs kicked by Rian Lindell in his career. He holds the NFL record with the most consecutive PATs to start a career.



SCHOBEL RETURNS TO THE FIELD

Ninth-year defensive end Aaron Schobel missed the first game of his career with a foot injury in Week Seven in 2008 vs. San Diego. This week's game at New England will mark his first action in his career since.

Schobel has entered training camp in 2009 healthy and back at full strength.

APPROACHING 70 CAREER SACKS

Schobel's 68.0 career sack total ranks second in Buffalo Bills history behind only former Buffalo Bill and 2008 Wall of Fame and 2009 Pro Football Hall of Fame inductee Bruce Smith (171.0).

With 2.0 sacks, Schobel will become the 15th active NFL player with 70 sacks.

SACKS SINCE ENTERING NFL

Schobel ranks 15th in the NFL among active players with 68.0 career sacks:

| RK | PLAYER, TEAM | SACKS |
|------------|---------------------------|-------------|
| 10. | Greg Ellis, DAL | 77.0 |
| 11. | Kabeer Gbaja-Biamila, GB | 74.5 |
| 12. | Jevon Kearse, TEN-PHI-TEN | 73.0 |
| T13. | Dwight Freeney, IND | 70.5 |
| | Julius Peppers, CAR | 70.5 |
| 15. | Aaron Schobel, BUF | 68.0 |

SACKS SINCE 2003

Schobel has recorded 53.0 sacks since the 2003 season which ranks tied as the fourth-highest output among AFC sack leaders in that time span.

Below is a list of the leaders in sacks among active AFC players since 2003.

| RK | PLAYER, TEAM | SACKS |
|------------|---------------------------|-------------|
| 1. | Jason Taylor, MIA-WAS-MIA | 59.0 |
| 2. | Dwight Freeney, IND | 57.5 |
| 3. | Robert Mathis, IND | 53.5 |
| T4. | Aaron Schobel, BUF | 53.0 |
| | Terrell Suggs, BAL | 53.0 |

PRO BOWL SCHOBEL

Schobel made his second consecutive Pro Bowl appearance in 2008. He is one of three Buffalo Bills defensive ends to play in consecutive Pro Bowls joining Bruce Smith (1987-90 and 1992-98) and Tom Sestak (1962-65).

MOBILE UPDATES FROM MEDIA RELATIONS

To receive text message alerts from the Buffalo Bills Media Relations department relating to transactions, team news and press releases - send an e-mail to Releases@bills.nfl.net with your cell phone number and mobile service provider.

Standard text messaging rates apply.

HARD HITTIN' WHITNER

Fourth-year strong safety Donte Whitner entered training camp in 2009 after working in the off-season primarily at the free safety position.

In his first three years in the NFL, Whitner played strong safety.

Since the 2006 season, Whitner ranks fourth in the NFL with 256 total tackles among defensive backs. He has recorded 186 solo stops in his three year career.

Below is a look at the top defensive back tacklers according to statspass.com since 2006:

| RK. | PLAYER/TEAM | TACKLES | SOLO | ASST |
|-----------|---------------------------|------------|------------|-----------|
| 1. | Gibril Wilson NYG/OAK/MIA | 319 | 244 | 75 |
| 2. | Lawyer Milloy ATL | 281 | 225 | 56 |
| 3. | Sean Jones CLE | 263 | 188 | 75 |
| 4. | Donte Whitner BUF | 256 | 186 | 70 |
| 5. | Antoine Bethea IND | 255 | 185 | 69 |

DENNEY POSTS CAREER YEAR

Eighth-year DE Ryan Denney started 11 of 16 games for the Buffalo Bills in 2008.

According to tackle statistics posted on NFL.com, Denney recorded a career-best 58 tackles. His total ranked sixth in the AFC among defensive linemen. Below is a list of the AFC tackle leaders among defensive linemen.

| RK. | PLAYER/TEAM | TACKLES | SOLO | ASST |
|-----------|------------------------------|-----------|-----------|-----------|
| 1. | Shaun Rogers/Cleveland | 76 | 61 | 15 |
| 2. | Domata Peko/Cincinnati | 67 | 29 | 38 |
| 3. | Vince Wilfork/New England | 66 | 45 | 21 |
| T4. | Shaun Ellis/NY Jets | 60 | 41 | 19 |
| | Aaron Smith/Pittsburgh | 60 | 44 | 16 |
| 6. | Ryan Denney/Buffalo | 58 | 40 | 18 |
| 7. | Jamal Williams/San Diego | 56 | 46 | 10 |
| T8 | Tommy Kelly/Oakland | 55 | 31 | 24 |
| | Haloti Ngata/Baltimore | 55 | 43 | 12 |
| | Kyle Williams/Buffalo | 55 | 37 | 18 |

Denney posted 4.0 sacks on the season to tie for the team lead. It marked his highest total since posting 6.0 in 2006.

Denney ranked tied for fourth in the NFL among defensive linemen with seven passes defended.

He scored his first touchdown of his career when he caught a touchdown from Brian Moorman on a fake field goal attempt in Week One vs. Seattle.



STROUD MAKES IMMEDIATE IMPACT

Ninth-year DT Marcus Stroud is entering his second season as a member of the Buffalo Bills.

Stroud left quite an impact on the Bills' defensive line in his first season with Buffalo.

Below are some highlights of Stroud's first season in Buffalo:

- Tied for team-high 9 tackles, 4 QB pr., 2.0 sacks, 2 PD, 1 QB hit - Week 1 vs. SEA
- 2 PD, 1 led to Terrence McGee INT - Week 2 at JAC
- Tied for team-high with 7 tackles - Week 3 vs. OAK
- 1 FR leading to Bills lead - Week 7 vs. SD
- 0.5 sack, 1 forced fumble - Week 10 at NE
- 5 tackles (1 TFL), 1 QB pr., 2 PD - Week 11 vs. CLE
- Posted 2nd fumble recovery in 2008 - Week 12 at KC
- 7 tackles, 3 QB pr., 1 QB hit - Week 13 vs. SF

STROUD'S TEAMS WHEN POSTING A SACK

Stroud has recorded sacks in 21 games during his career and his teams are 14-7 when he participates in a sack.

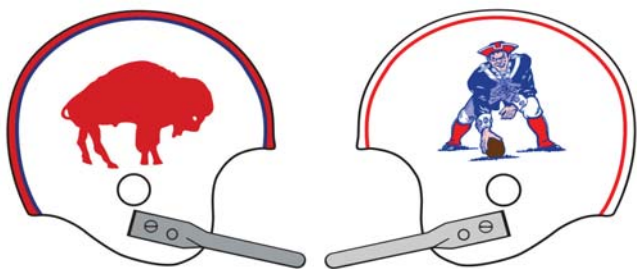
STROUD DISRUPTIVE IN THE PASSING GAME

Stroud has been one of the most disruptive defensive linemen in the passing game in 2008. Stroud recorded seven passes defended to tie for fourth among all NFL defensive linemen. Below is a list of the top defensive linemen in passes defended:

| RK. | PLAYER, Team | PASSES DEFENSED |
|------------|---------------------------|-----------------|
| 1. | Jason Taylor, Was | 9 |
| T2. | Gaines Adams, TB | 8 |
| | Juqua Parker, Phi | 7 |
| T4. | Marcus Stroud, Buf | 7 |
| | Ryan Denney, Buf | 7 |
| | Alex Brown, CHI | 7 |
| | Charles Johnson, CAR | 7 |
| | Haloti Ngata, Bal | 7 |

STROUD MAKES A LASTING IMPACT AGAINST THE RUN

Stroud has been part of a defense that has held opponents to 100 yards or less in 53 games. In those 53 games, his team's record is 38-15 including week nine's defensive performance of holding the Jets to 96 rushing yards.



POZ AMONG AFC LB LEADERS

Third-year MLB Paul Posluszny posted four solo tackles against New England in the 2008 season finale, increasing his 2008 total to 87. Posluszny finished last year's campaign tied for sixth in the AFC among linebackers with 87 solo stops.

Posluszny was one of two first- or second-year linebackers among the top 10 in solo tackles in the AFC.

Below is a chart of the top tacklers in the AFC among linebackers:

| RK. | PLAYER/TEAM | POS | SOLO TACKLES |
|-------|----------------------------|------------|--------------|
| *1. | Jerod Mayo, NE | ILB | 100 |
| 2. | Kirk Morrison, OAK | OLB | 99 |
| 3. | D'Qwell Jackson, DEN | ILB | 95 |
| 4. | Eric Barton, NYJ | ILB | 93 |
| 5. | Channing Crowder, MIA | ILB | 92 |
| **T6. | Paul Posluszny, BUF | MLB | 87 |
| | James Farrior, PIT | ILB | 87 |
| 8. | DeMarco Ryans, HOU | MLB | 86 |
| 9. | Ray Lewis, BAL | ILB | 85 |
| 10. | Thomas Howard, OAK | OLB | 80 |

* - Denotes first-year player (as of 2008)

** Denotes second-year player (as of 2008)

MITCHELL LEAVES HIS MARK

LB KAWIKA MITCHELL IN 2008

Mitchell made a number of big plays for the Buffalo Bills defense at the linebacker position in his first year with the team during the 2008 season.

Below are highlights from Mitchell's 2008 performance with Buffalo:

- 1.0 sack, 2 TT, 1 PD and 2 QB pr. - Week 1 vs. SEA
- Recorded first INT of year - Week 7 vs. SD
- Sacked QB Philip Rivers and forced a fumble which was recovered by DE Copeland Bryan. Became the first Bill with an interception and sack in the same game since Angelo Crowell (9/17/06 vs. MIA)
- Posted team's only sack of game, 3 QB hits, 5 tackles (1TFL) - Week 11 vs. CLE
- Posted second INT of season - Week 16 at DEN

MITCHELL JOINS BUFFALO AS PRIORITY FREE AGENT SIGNING

Mitchell joined the Buffalo Bills as the team's first free agent signing in 2008 after winning a Super Bowl ring with the New York Giants in the 2007 season.

The previous four unrestricted free agent linebackers to sign with Buffalo all made significant contributions in their first season with the club.

- **1995 - Bryce Paup (Green Bay)** – Led NFL with 17.5 sacks in 1995; Named AP Defensive Player of the Year; Selected to the Pro Bowl
- **1996 - Chris Spielman (Detroit)** – Set a team record and career-high with 206 tackles in 2006.
- **2002 - London Fletcher (St. Louis)** – Led the team in tackles in each of his five seasons with the Bills; set a team record with 209 tackles in 2002; started 80 consecutive games for Buffalo.
- **2003 - Jeff Posey (Houston)** – Started 47 of 48 games with Buffalo; posted 9.5 sacks and nine forced fumbles.



LINDELL AMONG MOST CONSISTENT

Kicker Rian Lindell finished the 2008 season 30-of-38 with a career-high 124 points, which ranked tied for fourth in the AFC and tied for 11th in the NFL.

He had six games with double digit points, including a career-best 18 at Kansas City. He connected a season-long of 53 yards against the NY Jets on 11/2.

Lindell has 147 field goals made with the Bills which ranks second in team history.

LINDELL AMONG BEST IN NFL INSIDE 40 YARDS SINCE 2006

Since 2006, Lindell's field goal percentage inside 40 yards is the third in the League. He is one of four kickers with just one miss inside 40 yards since 2006.

Below is a list of the best percentages on all field goals inside the 40 since the 2006 season (minimum 35 FGM).

| RK. | PLAYER, TEAM | FG'S | % |
|-----|--------------------------|--------------|--------------|
| 1. | Matt Bryant, TB | 60-61 | 98.4% |
| 2. | Jason Elam, Atl. | 55-56 | 98.2% |
| 3. | Rian Lindell, BUF | 50-51 | 98.0% |
| 4. | John Kasay, Car. | 44-45 | 97.8% |

LINDELL WITH THE BILLS

In his five-year career with the Bills, Lindell has set the following records.

- Career Field Goal % - 83.05 (147-177)
- Most consecutive PATs - 186
- Single season Field Goal % - 92.00 (23-25) in 2006
- Most Consecutive Field Goals - 18 (10/21/07 - 12/9/07)

BEST FG % ON KICKS BEYOND 50 YARDS SINCE 2005

Lindell hit a 53-yard field goal vs. the NY Jets in Week Nine in 2008 and is among the most accurate kickers in the NFL beyond 50 yards.

He ranks tied for first among active NFL kickers since 2005.

Below is a list of the top active NFL kickers on attempts longer than 50 yards (min. six attempts).

| RK. | PLAYER, TEAM | FGS | PERCENTAGE |
|-----|--------------------------|-------------|--------------|
| T1. | Rian Lindell, BUF | 8-11 | 72.7% |
| T1. | Jason Hanson, Det. | 16-22 | 72.7% |
| T3. | Kris Brown, Hou. | 8-12 | 66.7% |

BET YOU DIDN'T KNOW

The Buffalo Bills were one of six AFC teams who did not allow a special teams touchdown in 2008.

Since Bobby April's arrival in 2004, the Bills special teams unit has tied with five other NFL teams to have yielded the second-fewest return touchdowns with two.

| RK. | TEAM | RETURN TD ALLOWED |
|-----|----------------------|-------------------|
| 1. | Green Bay Packers | 1 |
| T2. | Buffalo Bills | 2 |
| | Atlanta Falcons | 2 |
| | Chicago Bears | 2 |
| | New York Jets | 2 |
| | Seattle Seahawks | 2 |
| | Tennessee Titans | 2 |

LINDELL MOVES UP SCORING LIST

BILLS SCORING LIST - LINDELL RANKS THIRD

Lindell sits in third place on the Bills all-time scoring list with 627 points.

He passed Andre Reed and Thurman Thomas against Oakland in Week Three during the 2008 season.

Below is a look at the franchise's scoring leaders:

| RK. | PLAYER | POINTS |
|-----|------------------------------|------------|
| 1. | Steve Christie K 1992-2000 | 1,011 |
| 2. | Scott Norwood K 1985-91 | 670 |
| 3. | Rian Lindell K 2003 - | 627 |
| T4. | Thurman Thomas RB 1988-99 | 522 |
| T4. | Andre Reed WR 1985-99 | 522 |

LINDELL CLOSING IN ON 900 POINTS

Lindell has 897 career points, which ranks tied for 53rd on the NFL all-time scoring list.

LINDELL SETS BILLS PAT RECORD

Lindell holds the longest PATs made streak in Bills history.

| RK. | PLAYER | PATs (Years) |
|-----|---------------------|------------------------|
| 1. | Rian Lindell | 186 (2003-2008) |
| 2. | Steve Christie | 172 (1995-2000) |

LINDELL'S PAT STREAK LONGEST IN NFL HISTORY

Since the start of his NFL career, Lindell has made all 282 PATs. It's the longest streak to start an NFL career.

The streak is the fifth longest in NFL history and one of two active streaks of 200+.

Below is a look at the longest PAT streaks in NFL history.

| RK. | PLAYER, TEAM | PATs (Years) |
|-----|---------------------|---------------------------|
| 1. | Matt Stover | 386 (1996-current) |
| T2. | Jeff Wilkins | 371 (1999-2007) |
| | Jason Elam | 371 (1993-2002) |
| 4. | Norm Johnson | 301 (1991-1999) |
| 5. | Rian Lindell | 282 (2001-current) |

GETTING POINTS - FIELD GOALS

The Buffalo Bills tied for sixth in the NFL for the most field goals made in 2008.

Below is a chart of the teams with the most field goals made in 2008.

| RANK | TEAM | FGS |
|------|-----------------|-----------|
| T1. | New England | 36 |
| | New York Giants | 36 |
| 3. | Philadelphia | 33 |
| 4. | Tampa Bay | 32 |
| 5. | St. Louis | 31 |
| T6. | Buffalo | 30 |
| | Cleveland | 30 |

BOOK OF MOORMAN

MOORMAN IN 2008

Moorman, the only active member of the Bills' 50th Anniversary Team, finished the 2008 season with 58 punts on the year for 2,557 yards, for a 44.1 yard gross average and 23 kicks inside the 20. He closed the 2008 season in extremely windy conditions with three punts for 93 yards, with one kick inside the 20 yard line, against New England.

MOORMAN IN THE BOOKS

Moorman ranks as the Buffalo Bills' most prolific punter in franchise history as well as one of the most productive active punters in the NFL.

In his eight seasons with the Bills, Moorman has set the following records:

- Highest punting average (career) - 43.17
- Longest punt - 84 yards (12/22/02 at GB)
- Highest punting average (season) - 45.66 in 2005
- Highest punting average (game) - 57.83 (10/8/06)
- Punts inside 20 (season) - 33 in 2006 (shared w/ John Kidd (1985))
- Punts inside 20 (game) - 5 (last 9/28/08); tied for lead

MOORMAN'S TOP RANKINGS IN THE AFC

- **Inside the 20** - Tied for 7th in AFC, 23
- **Net Punting Avg.** - 6th in AFC, 39.1
- **Gross Punting Avg.** - 8th in AFC, 44.1

MOORMAN'S BACK INSIDE THE 20

Moorman had a streak of 25 consecutive regular season games with a punt inside the 20. The streak was snapped in Arizona (10/5). And after going a career-long four games without a kick inside the 20, he closed the season with a streak of seven games with at least one inside the 20. He has 179 punts inside the 20 in his career, which ranks second on the Bills' all-time list and 11 behind record-holder Chris Mohr (190).

MOORMAN INSIDE THE 20 NFL RANKINGS SINCE 2006

Moorman is among the best in the league at pinning teams inside their 20 yard line. Since 2006, Moorman has 86 punts inside the 20, which is third in the NFL over that time span.

| RK. | PLAYER | In 20 |
|-----------|---------------------------|-----------|
| 1. | Brad Maynard, Chi | 91 |
| 2. | Mike Scifres, SD | 90 |
| 3. | Brian Moorman, BUF | 86 |
| 4. | Chris Kluwe, Min | 85 |
| 5. | Sam Koch, Bal | 84 |

MOORMAN NET PUNTING AVERAGE SINCE 2005

Moorman's net punting average since the 2005 season is 38.7, which ranks fourth in the NFL over that time span. Below is a look at the punters with the best net punting average since 2005 (min. 120 attempts).

| RK. | PLAYER | NET AVG. |
|-----------|---------------------------|-------------|
| 1. | Shane Lechler, OAK | 39.2 |
| 2. | Mike Scifres, SD | 39.1 |
| 3. | Donnie Jones, StL | 38.8 |
| 4. | Brian Moorman, BUF | 38.7 |
| 5. | Dustin Colquitt, KC | 38.3 |

BILLS SPECIALISTS ARE SPECIAL

Kicker Rian Lindell and punter Brian Moorman are among the league's most durable at their respective positions.

Lindell has played in 140 consecutive games, which is the third longest streak among active kickers. Moorman has played in 128 consecutive games, which ranks fourth in the NFL.

RK. KICKERS. TEAM GAMES

| | | |
|-----------|------------------------|------------|
| 1. | R. Longwell, MIN | 192 |
| 2. | K. Brown, HOU | 160 |
| 3. | R. Lindell, BUF | 140 |
| 4. | J. Elam, ATL | 139 |
| 5. | S. Janikowski, OAK | 112 |

RK. PUNTERS. TEAM GAMES

| | | |
|-----------|------------------------|------------|
| 1. | J. Feagles, NYG | 336 |
| 2. | H. Smith, IND | 160 |
| 3. | J. Bidwell, TB | 144 |
| 4. | B. Moorman, BUF | 128 |
| 5. | S. Lechler, OAK | 110 |

MOORMAN AND LINDELL - SEASONED VETS

Punter Brian Moorman is heading into his ninth season with the Buffalo Bills.

Moorman and DE Aaron Schobel are the longest-tenured members of the Bills, both joining the club in 2001.

Among active punters, Moorman and Brad Maynard (Chicago) hold the fourth-longest tenure with their current team. Kicker Rian Lindell is entering his seventh season with the Buffalo Bills and 10th in the NFL.

Lindell joined the franchise after signing an offer sheet with the franchise as a restricted free agent in March of 2002 and officially become a Bill a week later when Seattle opted not to match it.

Among active kickers, Lindell is tied with Neil Rackers (Arizona) and Shayne Graham (Cincinnati) as the seventh-longest tenured kickers with their current ball club.

BILLS



ELECTRIC McGEE

Terrence McGee is one the most electrifying players in the NFL. As a cornerback, he has started 72 games throughout his career.

Below is a list of McGee's highlights from the 2008 season:

- 8 tackles (1 TFL), 2 PD - Week 16 vs. DEN
- Posted third INT of season - Week 15 vs. NYJ
- INT marked his 16th career pick - Buffalo is 13-3 when McGee posts an interception.
- 6 tackles, 6 PD - Week 11 vs. CLE
- Team-high 7 solo stops, 1 PD, 1 INT - Week 2 at JAC

McGee finished the season with 69 tackles, three for a loss, three interceptions and 21 passes defended.

He led the team in interceptions in 2008 (3) and 2007 (4) and tied for the team-lead in 2005 (4). He recorded at least 80 tackles in four straight seasons (2004-07).

As a kick returner, he ranks as the best in Buffalo Bills franchise history and among the best in the NFL. McGee holds Bills records in the following categories:

- Most career kick return yards - 5,420
- Most career kick returns - 206
- Most career kickoff return touchdowns - 5
- Most kickoff return touchdowns in a season - 3 (2004)
- Most kickoff yards in a season - 1,391 (2005)
- Longest kickoff return - 104 yards (@ Mia, 12/5/04)
- Longest non-scoring kickoff return - 88 yards (@ Ind, 11/12/06)

McGee has seven career return touchdowns, which ranks tied for the most in franchise history.

MOST RETURN TDs - Bills Record Book

- 7 Terrence McGee, CB (5 KOR, 1 INT, 1 FR)**
Nate Clements, CB (5 INT, 2 PR)
- 5 Tom Janik, CB (ALL INTs)**
Henry Jones, S (4 INT, 1 KR)
Butch Byrd, CB (All INT)

McGEE AMONG NFL BEST

McGee is one of 13 players to post five kickoff return touchdowns in the history of the NFL.

NFL PLAYERS WITH 5-PLUS KICKOFF RETURN TDs

- 6 – Mel Gray, Dante Hall, Ollie Matson, Gale Sayers, Travis Williams
- 5 – Michael Bates, Timmy Brown, Joshua Cribbs, **Terrence McGee**, Justin Miller, Bobby Mitchell, Allen Rossum, Abe Woodson

McGee's five kickoff return touchdowns rank tied as the second-most among active NFL kick returners.

MOST KICK RETURN TOUCHDOWNS - Active players

1. Dante Hall, St.L 6
- T2. Terrence McGee, Buf 5**
- T2. Joshua Cribbs, Cle 5
- T2. Justin Miller, Oak 5
- T2. Allen Rossum, SF 5

IMMEDIATE THREAT - Roscoe Parrish

WR/PR Roscoe Parrish has been a spectacle to watch when opposing teams are forced to punt the ball.

Parrish has proven his return game prowess which has led him to become the NFL's all-time leader in the punt return game with a career average of 14.0:

| RANK | PLAYER | YEARS PLAYED | AVG |
|------|-----------------------|---------------------|-------------|
| 1. | Roscoe Parrish | 2005-present | 14.0 |
| 2. | George McAfee | 1940-50 | 12.8 |
| | Jack Christiansen | 1951-58 | 12.8 |
| 4. | Claude Gibson | 1961-65 | 12.6 |
| 5. | Bill Dudley | 1942-53 | 12.2 |

Below is a look at Parrish's highlight reel from 2008:

- 6 punt returns, 120 yds - 63-yard TD - Week 1 vs. SEA
- Return TD marked his third in his career, tying a club record. Become first player in NFL history to post a PR TD in consecutive season opening games. 120 PR yards eclipsed his single-game record of 104, which was set in 2006 vs. JAC.
- 1 punt return, 56 yards - Week 15 vs. NYJ

Parrish recorded 21 punt returns for 322 yards in 2008. The speed demon ranks first on the Bills all-time punt return yards list with 1,312:

| RANK | PLAYER | YEARS PLAYED | PR YDS |
|------|-----------------------|---------------------|--------------|
| 1. | Roscoe Parrish | 2005-present | 1,312 |
| 2. | Jeff Burris | 1994-97 | 1,045 |
| 3. | Keith Moody | 1976-79 | 920 |

Parrish ranks as the most accomplished punt returner in team history and ranks first in franchise history in the following categories:

- Career punt return average - 13.96
- Most punt return yards - career - 1,312
- Most punt return yards - season - 440 (2007)
- Punt return average - season - 16.30 (2007)
- Most punt return yards - game - 120 (vs. Sea, 9/7/08)

PARRISH IN THE NFL

Parrish has led the NFL in punt return average in consecutive season (2007-2008) - a feat which has never been accomplished before in league history.

2008 NFL PUNT RETURN LEADERS

| RK. | PLAYER, Team | AVG |
|-----|-------------------------------------|-------------|
| 1. | Roscoe Parrish, Buf (21-322) | 15.3 |
| 2. | Clifton Smith, TB (23-324) | 14.1 |
| 3. | Reggie Bush, NO (20-270) | 13.5 |

Over the past two seasons, Parrish tops the league in punt return average with a 15.9 yard average.

NFL PUNT RETURN LEADERS (since 2007) min. 30 PR

| RK. | PLAYER, Team | AVG |
|-----|-------------------------------------|-------------|
| 1. | Roscoe Parrish, Buf (48-762) | 15.9 |
| 2. | Nate Burleson, Sea (61-712) | 11.7 |
| 3. | Mark Jones, Car (51-586) | 11.5 |

BET YOU DIDN'T KNOW ROSCOE...

Fifth-year wide receiver/punt returner Roscoe Parrish has returned 24 punts for at least 20 yards in his career.

His 24 returns over 20 yards are second most in the NFL since entering the league in 2004.

Below is a look at the punt returners with the most 20-plus yard returns since the 2004 season:

| RK. | PLAYER | 20-plus yard PR |
|-----|-----------------------------|-----------------|
| 1. | Devin Hester, CHI | 25 |
| 2. | Roscoe Parrish, BUF | 24 |
| 3. | Eddie Drummond, KC-DET- PIT | 21 |
| T4. | Antwaan Randle El, PIT-WAS | 19 |
| | Allen Rossum, ATL-PIT-SF | 19 |

BILLS RETURN TDS SINCE 1960

Since 1960, the Buffalo Bills have totaled 42 return touchdowns combined - tying the Bills with the Browns and Steelers as the 10th most in professional football history according to statspass.com.

NFL TEAM RETURN TDS - ALL-TIME

| RK. | TEAM-YEARS | TOTAL TD | KR TD | PR TD |
|-------------|------------------------------|-----------|-----------|-----------|
| 1. | Chicago Bears 1920 - | 74 | 42 | 32 |
| 2. | Detroit Lions 1930 - | 70 | 28 | 42 |
| 3. | Green Bay Packers 1921 - | 66 | 29 | 37 |
| T4. | Arizona Cardinals 1920 - | 61 | 25 | 36 |
| T4. | St. Louis Rams 1937 - | 61 | 29 | 32 |
| 6. | Washington Redskins 1932 -59 | 59 | 24 | 35 |
| 7. | Philadelphia Eagles 1933 - | 50 | 25 | 25 |
| 8. | San Francisco 49ers 1950 - | 48 | 20 | 28 |
| 9. | New York Giants 1925 - | 45 | 19 | 26 |
| T10. | Buffalo Bills 1960 - | 42 | 22 | 20 |
| T10. | Cleveland Browns 1950 - | 42 | 18 | 24 |
| T10. | Pittsburgh Steelers 1933 - | 42 | 19 | 23 |

McKELVIN ON DEFENSE

McKELVIN BREAKS OUT ON DEFENSE

McKelvin started seven games on defense during his 2008 rookie campaign and played in all 16.

He finished the season with 29 total tackles, six passes defended, two interceptions, a forced fumble and a fumble recovery.

At St. Louis in Week Four, McKelvin tallied two solo tackles and a forced fumble, which he then recovered. Both marked his career firsts.

Against Kansas City in Week 12, McKelvin posted two interceptions - one of which he returned 64 yards for a touchdown. He became the first Bills rookie to tally two interceptions in a game since Jim Haslett (11/25/79 at NE).

McKELVIN TAKES IT TO THE HOUSE

Second-year CB/KR Leodis McKelvin made a big impact in his rookie season in 2008. The 11th overall pick in the 2008 draft tallied two touchdowns - one on an interception return and one on a kickoff return. On Monday Night football (11/17 vs. CLE), he took a 98-yard kickoff return to the house and vs. KC (11/23), he brought back an interception 64 yards to pay dirt.

McKelvin set a Bills rookie record by gaining 185 yards on three kickoff returns vs. CLE (11/17). It is also the third highest total in team history.

In the NFL, Leodis McKelvin ranked second with 1,468 kickoff return yards, third with a 28.2 KR average and his 52 returns are tied for fourth most.

NFL KICK RETURN YARDAGE LEADERS

| PLAYER/TEAM | RET-YARD | AVG. |
|--------------------------------|-----------------|-------------|
| 1. Josh Wilson, SEA | 69-1,753 | 25.4 |
| 2. Leodis McKelvin, BUF | 52-1,468 | 28.2 |

Amongst NFL rookies, McKelvin ranks first in yards (1,468) and kick return average (28.2).

ROOKIE KICK RETURN YARDAGE LEADERS

| PLAYER/TEAM | RET-YARD | AVG. |
|--------------------------------|-----------------|-------------|
| 1. Leodis McKelvin, BUF | 52-1,468 | 28.2 |
| 2. Quentin Demps, PHI | 52-1,314 | 25.3 |

McKELVIN MOVES UP BILLS RECORD BOOK

McKelvin's 1,468 kick return yards in 2008 ranked as the most in a single season in team history. He passed Terrence McGee's record set in 2005.

MOST KR YARDS, SEASON

| RK. | PLAYER, YEAR | YARDS |
|-----|------------------------------|--------------|
| 1. | Leodis McKelvin, 2008 | 1,468 |
| 2. | Terrence McGee, 2005 | 1,391 |
| 3. | Terrence McGee, 2004 | 1,370 |

McKELVIN TOPS BILLS ROOKIE KICKOFF RETURN RECORD

Amongst Bills all-time rookies or first-year players, McKelvin ranks first in team history with 1,468 KR yards. He passed Eric Moulds' rookie record of 1,205 yards.

MOST KR YARDS, ROOKIE/FIRST-YEAR PLAYER

| RK. | PLAYER, YEAR | YARDS |
|-----|------------------------------|--------------|
| 1. | Leodis McKelvin, 2008 | 1,468 |
| 2. | Eric Moulds, 1996 | 1,205 |

McKelvin's 52 attempts are tied with Eric Moulds for the most among Bills rookies/first-year players.

MOST KR ATTEMPTS, ROOKIE/FIRST-YEAR PLAYER

| RK. | PLAYER, YEAR | ATTEMPTS |
|------------|------------------------------|-----------|
| T1. | Leodis McKelvin, 2008 | 52 |
| T1. | Eric Moulds, 1996 | 52 |
| T3. | Max Anderson, 1968 | 39 |
| | Darick Holmes, 1995 | 39 |

BILLS



OFFENSIVE POSITION RECAP

QUARTERBACKS

Starter

5 Edwards, Trent QB 6'4 231 3 Stanford

Reserves

10 Hamdan, Gibran QB 6'4 220 3 Indiana

14 Fitzpatrick, Ryan QB 6'2 225 4 Harvard

Trent Edwards will start his second full season after becoming the sixth second-year quarterback to lead his team to a 4-0 start in 2008. **Edwards** was ranked fourth in the NFL (second in the AFC) with 106.3 fourth quarter passer rating, and sixth in the NFL (fifth in AFC) in completion percentage of 65.5. **Fitzpatrick** comes in from Cincinnati and will look to be the back up quarterback. **Gibran Hamdan** is the team's third quarterback.

RUNNING BACKS/FULLBACKS

Starter

23 Lynch, Marshawn RB 5'11 215 3 California

Reserves

22 Jackson, Fred RB 6'1 215 3 Coe College

44 Omon, Xavier RB 5'11 227 2 NW Missouri

38 McIntyre, Corey FB 6'0 258 5 West Virginia

Marshawn Lynch looks to capture a third straight 1,000 yard rushing season after rushing for 1,036 yards in 2008. **Lynch** also set a new career-high record in 2008 with eight rushing touchdowns. Third-year back **Fred Jackson** made two starts in 16 games last year, rushing for 571 yards on 130 attempts with three touchdowns and 37 receptions for 317 yards. Jackson will start the first three games of the season as Lynch serves a three-game suspension. **Xavier Omon** and **Corey McIntyre** both return to the backfield for their second seasons with the team.

TIGHT ENDS

Starter

80 Schouman, Derek TE 6'2 223 3 Boise State

Reserves

86 Fine, Derek TE 6'3 247 2 Kansas

89 Nelson, Shawn TE 6'5 240 R Southern Miss.

Derek Schouman appeared in all 16 games in 2008, with 12 starts posting for 15 catches for 153 yards and one touchdown. Second-year TE **Derek Fine** played in 10 games starting in five of them. During his NFL debut against Miami (10/26/08) he made a key block on RB Marshawn Lynch's eight-yard touchdown. **Shawn Nelson** looks to contribute immediately as the team's third tight end. Nelson was the Bills' 21st pick of the 4th round (121st overall) in the 2009 NFL draft.

WIDE RECEIVERS

Starters

81 Owens, Terrell WR 6'3 224 14 Tennessee-Chatt

83 Evans, Lee WR 5'10 197 6 Wisconsin

Reserves

11 Parrish, Roscoe WR 5'9 171 5 Miami

13 Johnson, Steve WR 6'2 202 2 Kentucky

17 Jenkins, Justin WR 6'0 207 3 Mississippi State

82 Reed, Josh WR 5'10 210 8 LSU

Reserve/Physically Unable to Perform

84 Hardy, James WR 6'5 220 2 Indiana

The Bills have added depth to their wide receiving group in 2009. In 2008, **Lee Evans** started all 16 games making it 42 consecutive starts. **Evans** led the Bills with 63 receptions and 1,017 receiving yards, and ranked fourth in the AFC with 16.1 yards per reception average. His longest reception was for 87 yards for a touchdown. Fourteenth-year veteran WR **Terrell Owens** joins **Evans** on the outside after being acquired by the Bills as a 2009 free agent. **Owens** has totaled 951 career receptions for 14,122 receiving yards, and is tied for sixth in receptions with former Buffalo Bill Andre Reed in NFL history. He ranks second behind WR Jerry Rice (197) with 139 career touchdown receptions and has caught at least one pass in 183 consecutive regular season games. **Josh Reed** returns for his eighth season with the Bills as a slot receiver. **Reed** posted his third 50-catch season and 597 receiving yards, in 2008, while starting in 13 games. **Roscoe Parrish** will look to be a silent weapon this season after playing in 13 games last year and having 24 receptions for 232 yards. **Justin Jenkins** was a key contributor on special teams in 2008 and returns as a special teams leader this year. **James Hardy** starts the season on the reserve/ physically unable to perform list.

OFFENSIVE LINEMEN

Starters

60 Butler, Brad OL 6'7 315 4 Virginia

63 Hangartner, Geoff C 6'5 301 5 Texas A&M

67 Levitre, Andy OL 6'2 305 R Oregon State

68 Walker, Langston T 6'8 366 8 California

70 Wood, Eric OL 6'4 315 R Louisville

Reserves

77 Bell, Demetrius T 6'5 307 1 N'western St.

66 McKinney, Seth OL 6'3 310 8 Texas A&M

79 Scott, Jonathan T 6'6 318 3 Texas

Brad Butler started and played at right guard in 13 games last year, he will man the right tackle position this season. **Langston Walker** started every game last year, he moves from right tackle to left tackle this season. **Geoff Hangartner** signed as an unrestricted free agent from the Carolina Panthers this offseason and he will man the pivot in 2009. He started at center and guard in eight of his 16 games played last year. Draft picks **Andy Levitre** and **Eric Wood** round out the starters this year at right guard and left guard, respectively. **Wood** was taken as the Bills' second pick in the 1st round (28th overall) from Louisville. **Levitre** was taken in the 2nd round (51st overall). **Demetrius Bell**, **Seth McKinney** and **Jonathan Scott** round out the reserves this season.

DEFENSIVE POSITION RECAP

DEFENSIVE LINEMEN

Starters

| | | | | | | |
|----|----------------|----|-----|-----|---|----------|
| 90 | Kelsay, Chris | DE | 6'4 | 261 | 7 | Nebraska |
| 94 | Schobel, Aaron | DE | 6'4 | 243 | 9 | TCU |
| 95 | Williams, Kyle | DT | 6'1 | 306 | 4 | LSU |
| 99 | Stroud, Marcus | DT | 6'6 | 310 | 9 | Georgia |

Reserves

| | | | | | | |
|----|------------------|----|-----|-----|---|---------------|
| 58 | Maybin, Aaron | DE | 6'4 | 250 | R | Penn State |
| 91 | Johnson, Spencer | DT | 6'3 | 286 | 6 | Auburn |
| 92 | Denney, Ryan | DE | 6'7 | 264 | 8 | BYU |
| 93 | Ellis, Chris | DE | 6'4 | 261 | 2 | Virginia Tech |
| 97 | McCargo, John | DT | 6'2 | 307 | 4 | NC State |

Chris Kelsay, **Kyle Williams** and **Marcus Stroud** started and played all 16 games in 2008. **Kelsay** had 82 total tackles, two sacks, and one forced fumble. The 2008 season marked Kelsay's second season with 80-plus tackles. **Williams** had 81 total tackles, two sacks, and one forced fumble. **Stroud** had a great first year with the Bills with 85 total tackles, 2.5 sacks, two fumble recoveries, and four tackles for a loss. **Aaron Schobel** started five games last year before going on injured reserve following a lingering foot injury from week seven. **Schobel** is approaching 70 sacks going into the 2009 season with 68.0. **John McCargo** played in seven games last year. **Chris Ellis** played in seven games and recorded seven total tackles before being placed on injured reserve in week 13 in 2008. **Spencer Johnson** played in 16 games and had 57 total tackles and two sacks. **Ryan Denney** played in 16 games, starting in 11 of them, and had 94 total tackles, four sacks, and a forced fumble. Bills' 11th overall draft pick, **Aaron Maybin**, from Penn State will make his regular season debut on Monday Night Football.

LINEBACKERS

Starters

| | | | | | | |
|----|------------------|----|-----|-----|---|---------------|
| 51 | Posluszny, Paul | LB | 6'1 | 238 | 3 | Penn State |
| 55 | Mitchell, Kawika | LB | 6'1 | 253 | 7 | South Florida |
| 56 | Ellison, Keith | LB | 6'0 | 229 | 4 | Oregon State |

Reserves

| | | | | | | |
|----|----------------|----|------|-----|---|--------------|
| 53 | Buggs, Marcus | LB | 5'10 | 223 | 2 | Vanderbilt |
| 54 | Harris, Nic | LB | 6'2 | 232 | R | Oklahoma |
| 57 | Corto, Jon | LB | 6'1 | 220 | 2 | Sacred Heart |
| 64 | Palmer, Ashlee | LB | 6'1 | 236 | R | Mississippi |

Middle linebacker **Paul Posluszny** is among the AFC LB leaders. In 2008, **Posluszny** started all 16 games posting 129 total tackles, 87 of them solos. He also had an interception, forced a fumble, and had a fumble recovery which was the first of his NFL career. **Kawika Mitchell** will also look to add to his numbers in 2009. He started 15 games in 2008 earning 91 tackles, four sacks, two forced fumbles, and two interceptions. **Keith Ellison** started 14 games and made 82 tackles, and a fumble recovery in 2008. Second-year man **Jon Corto** will look to continue to be a threat on the special teams unit. Corto played in all 16 games and was responsible for forcing a fumble in the third quarter on kickoff coverage in his NFL debut against Seattle. It was recovered by K Rian Lindell and led to a touchdown on

LINEBACKERS - CONT'D

the next play. **Marcus Buggs** looks to return this season after suffering an injury and missing most of last season. **Nic Harris**, Bills' 5th round draft pick (147th overall) and **Ashlee Palmer**, an undrafted rookie, will look to make immediate contributions on special teams.

DEFENSIVE BACKS

Starters

| | | | | | | |
|----|------------------|----|------|-----|---|--------------------|
| 20 | Whitner, Donte | S | 5'10 | 208 | 4 | Ohio State |
| 24 | McGee, Terrence | CB | 5'9 | 198 | 7 | Northwestern State |
| 28 | McKelvin, Leodis | CB | 5'10 | 184 | 2 | Troy |
| 43 | Scott, Bryan | S | 6'1 | 219 | 7 | Penn State |

Reserves

| | | | | | | |
|----|-------------------|----|------|-----|---|---------------|
| 21 | Wendling, John | S | 6'1 | 222 | 3 | Wyoming |
| 26 | Youboty, Ashton | CB | 5'11 | 189 | 4 | Ohio State |
| 27 | Corner, Reggie | CB | 5'9 | 175 | 2 | Akron |
| 37 | Wilson, George | S | 6'0 | 212 | 4 | Arkansas |
| 29 | Florence, Drayton | CB | 6'0 | 195 | 7 | Tuskegee |
| 31 | Byrd, Jairus | DB | 5'10 | 200 | R | Oregon |
| 46 | Lankster, Ellis | DB | 5'9 | 190 | R | West Virginia |

Donte Whitner looks to lead the secondary again in 2009. Last year, **Whitner** led the team with three forced fumbles and had 63 total tackles and a sack. **Terrence McGee** will also look to be a cornerstone of the secondary. **McGee** led the Bills in passes defended with 21 and led the defensive backs in tackles with 69. **McGee** also had three interceptions. **Leodis McKelvin** will step into a starting role in the defensive backfield, after earning 20 tackles and two interceptions for 64 yards in 2008. **Bryan Scott** will man the strong safety position this season and contribute on special teams. **Ashton Youboty** played in five games, starting two of them, and posted 21 total tackles, a sack, and a forced fumble, before being placed on injured reserve in 2008. **George Wilson** is a force on special teams and a valuable backup with 12 career starts. **John Wendling** was a main contributor on special teams in 2008. **Reggie Corner** played in 12 games and was one of four rookie defensive backs to force a fumble and recover a fumble in 2008. **Drayton Florence** has missed some time due to injury but should return to the practice field soon. Rookie **Ellis Lankster** made a name for himself this preseason with two interceptions. Second round draft pick (42nd overall) **Jairus Byrd** will fight for playing time at safety and on special teams.

BILLS



SPECIALISTS POSITION RECAP

KICKERS AND PUNTERS

Starters

| | | | | | | |
|----|-------------------|----|-----|-----|----|-----------------|
| 8 | Moorman, Brian | P | 6'0 | 172 | 9 | Pittsburg State |
| 9 | Lindell, Rian | K | 6'3 | 233 | 10 | Washington St. |
| 69 | Sanborn, Garrison | LS | 6'0 | 240 | R | Florida State |

Brian Moorman and **Rian Lindell** continue to excel as punter and kicker. **Moorman** finished the 2008 season with 58 punts for 2,557 yards, for a 44.1 yard gross average and 23 kicks inside the 20. **Lindell** was 30 for 38 with a career-high 124 points, and had his season-long of 53 yards against the NY Jets on November 12, 2008. **Lindell** has a field goal percentage of 98.0%. **Garrison Sanborn** has been penciled in as the team's new long-snapper after his performance during the 2009 preseason and training camp.

RETURNERS

Kick Return – Starter

| | | | | | | |
|----|------------------|----|------|-----|---|------|
| 28 | McKelvin, Leodis | CB | 5'10 | 184 | 2 | Troy |
|----|------------------|----|------|-----|---|------|

Reserves

| | | | | | | |
|----|-----------------|----|-----|-----|---|------------------|
| 22 | Jackson, Fred | RB | 6'1 | 215 | 3 | Coe College |
| 24 | McGee, Terrence | CB | 5'9 | 198 | 7 | N'western. State |

Punt Return – Starter

| | | | | | | |
|----|-----------------|----|-----|-----|---|-------|
| 11 | Parrish, Roscoe | WR | 5'9 | 171 | 5 | Miami |
|----|-----------------|----|-----|-----|---|-------|

Reserves

| | | | | | | |
|----|------------------|----|------|-----|---|-------------|
| 22 | Jackson, Fred | RB | 6'1 | 215 | 3 | Coe College |
| 28 | McKelvin, Leodis | CB | 5'10 | 184 | 2 | Troy |

Buffalo's return team looks to continue to be an immediate threat in 2009. Second-year man **Leodis McKelvin** will expand on last year's success in the return game. **McKelvin** ranks second in the NFL with 1,416 kick off return yards and third in the NFL with a 28.2 kick return average and ran a return back for a touchdown. Running back **Fred Jackson** will be a capable replacement for McKelvin along with cornerback **Terrence McGee**.

Fifth-year wide receiver and punt returner **Roscoe Parrish** is the NFL's all-time leader in career punt return average at 14.0 and has returned 94 punts for a total of 1,312 yards. Running back **Fred Jackson** and cornerback **Leodis McKelvin** will be more than capable reserves.

WHAT TO LOOK FOR THIS WEEK ...

..... OFFENSE

QB Trent Edwards

- 1 game played to mark the 25th of his career
- 171 passing yards from 4,500 in his career
- 6 completions to pass Rob Johnson (401) for the eighth-most completions in club records

WR Lee Evans

- 1 reception to break tie with Elbert Dubenion for sole possession of fifth in club annals
- 4 catches to post 300 in his career
- 7 catches to pass Pete Metzelaars' fourth-best total of 302 in team history

WR Terrell Owens

- 1 catch to break tie with former Bills WR Andre Reed (951) for sole possession on sixth in the NFL's record books for most receptions in career
- 1 touchdown reception to reach 20 in Monday Night Football games
- 2 touchdown receptions to tally 10 on Kickoff Weekend games in his career

WR Josh Reed

- 1 receiving touchdown to total 10 in his career
- 5 receptions to pass Peerless Price (288) for the eighth-most catches in team history

WR Roscoe Parrish

- 3 receptions to total 100 in his career

RB Fred Jackson

- 1 game played to mark the 25th of his career
- 129 rushing yards from 1,000 in his career

OL Brad Butler

- 1 start to mark the 30th of his career and 30th career game played

.... DEFENSE

CB Terrence McGee

- 1 game played to mark the 90th of his career

DE Aaron Schobel

- 2.0 sacks to reach 70.0 in his career

DE Ryan Denney

- 3.5 sacks to total the 25th of his career
- 6 tackles to reach 300 on his career

DL Chris Kelsay

- 1 game played to mark the 95th of his career
- 1 forced fumble to tally the fifth of his career
- 3.0 sacks to notch 20.0 in his career

DT Marcus Stroud

- 0.5 sack from reaching 25 in his career
- 2 passes defended to total 40 in his career

LB Kawika Mitchell

- 3.0 sacks shy of 15.0 in his career

LB Paul Posluszny

- 1 game played and started to reach 20 in his career

S Donte Whitner

- 1 forced fumble for five in his career

.... SPECIAL TEAMS

CB/KR Terrence McGee

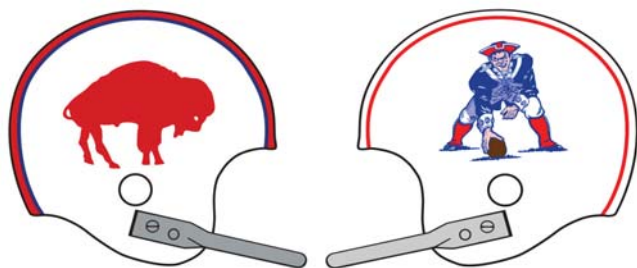
- 80 kick return yards to reach 5,500 in career

WR/PR Roscoe Parrish

- 1 punt return for a touchdown for fourth of career and sole possession of first place in franchise history

K Rian Lindell

- 3 points to tally 900 in his career





ROOKIE BREAKDOWN

DE Aaron Maybin (1st round, 11th overall); Penn State

Started 10-of-26 games during his Penn State career...recorded 61 tackles (38 solos) with sixteen sacks for minus 110 yards, the 14th-highest total in a career by a Nittany Lion... Added 24.5 stops for losses of 128 yards and one QB pressure... Caused four fumbles and deflected four passes... His 12.0 sacks in 2008 tied Larry Kubin (1978) for fifth on the school season-record list. In 2008, he took over left defensive end duties in the season's third game...Started ten of the team's next eleven games... Selected to the All-American first-team by the Associated Press, Walter Camp Football Foundation, Football Writers Association of America (FWAA), CBSSports.com and CollegeFootballNews.com...Named a second-team All-American by The NFL Draft Report and The Sporting News... Chosen NCAA Defensive Player of the Year by the Pigskin Club of Washington, D.C... Was one of three finalists for the Bednarik Award, presented to the nation's top defensive player... Was among the six finalists for the Ted Hendricks Defensive End of the Year Award... All-Big Ten Conference first-team choice... totaled twelve sacks for minus 78 yards... Finished third in the conference and tied for eighth nationally with an average of 1.54 tackles for loss per game... Led the Lions with 20.0 stops for losses totaling 94 yards... Ranked sixth on the squad with 49 tackles (30 solos), adding one pressure, three forced fumbles and three pass deflections... Had at least one tackle behind the line of scrimmage in each of the thirteen games he played in, including at least one sack in ten contests.

OL Eric Wood (1st round, 28th overall); Louisville

At Louisville, his consecutive start string of 49 ranked second in school history...49 starts were the sixth-longest streak among active NCAA players...For his career, Wood registered 328 knockdowns and 46 touchdown-resulting blocks... allowed just two quarterback pressures and one sack on 882 pass plays. In 2008, was named All-American third-team choice by The NFL Draft Report... All-Big East Conference first-team selection... Finalist for the Rimington Trophy, given to the nation's premier center... Started all twelve games at center...recorded 78 knockdowns and sixteen touchdown-resulting blocks...Did not allow any quarterback sacks or pressures on 391 pass plays.

DB Jairus Byrd (2nd round, 42nd overall); Oregon

At Oregon, Byrd started each of his final 37 contests during a 39-game career at left cornerback, recording 203 tackles (143 solos) with six stops for losses of 17 yards, four forced fumbles and two fumble recoveries... Deflected 53 passes, ranking fourth in school history...Gained 113 yards on 17 interception returns (6.6 avg)...His 17 interceptions tied Jake Leicht (1945-47) for second on the school career-record list. In 2008, named All-Pac 10 Conference first-team selection... won Defensive MVP award at the Holiday Bowl... started all 13 games at left cornerback and also handled the bulk of the punt return duties... Finished fourth on the team with 83 total tackles...Caused and recovered a fumble... Tied for the league lead with five interceptions, good for 52 yards in returns...Led the Ducks with 19 pass break-ups and ranked second in the league and third in the nation with a total of 26 passes defensed.

OL Andy Levitre (2nd round, 51st overall); Oregon State

At Oregon State, he closed out his career with a string of 35 consecutive starts (39 total for his career)...In his last two seasons, he started seventeen times at left tackle and nine times at right tackle... Allowed 10.5 quarterback sacks and six pressures on 863 pass plays. In 2008, named All-American first-team selection by the American Football Coaches Association and Pro Football Weekly... earned second-team honors from the Associated Press... First-team All-Pac 10 Conference and Academic All-Pac 10 choice... Served as team co-captain...Started all thirteen games at left offensive tackle.

TE Shawn Nelson (4th round, 121st overall); Southern Miss

At Southern Miss, he started 47 of 52 games at Southern Mississippi, catching 157 passes for 2,054 yards and sixteen touchdowns... Ranked second in school history with his 157 receptions His 53 receptions in 2008 set the school season-record for tight ends. In 2008, named All-Conference USA honorable mention... Started twelve games at tight end...gained 557 yards with three touchdowns...Made 20 of his receptions inside the red zone, including seven on goal-line plays...Six of his catches were for 20 yards or longer...Gained over 100 yards receiving twice, coming in back-to-back games vs. Auburn and Arkansas State.

LB Nic Harris (5th round, 147th overall); Oklahoma

At Oklahoma, he started 37 of 51 games at Oklahoma; 26 at strong safety, five at free safety, five at nickel back, one at middle linebacker... Ranks sixth in school history among defensive backs with 233 tackles (143 solos)... Ranks 12th in school history with 21 pass break-ups. In 2008, named All-American third-team selection by the Associated Press... First-team All-Big Twelve Conference from the league's coaches... Finalist

for the Rudy Award... Started all 14 games, including 13 at strong safety and vs. Kansas at middle linebacker...ranked fourth on the team with a career-high 75 tackles (47 solos)...Caused three fumbles, deflected six passes and gained 8 yards on an interception return.

DB Ellis Lankster (7th round, 220th overall); West Virginia

In 2008, Started all 13 games...third-leading tackler on the team with 68 stops, including 45 solo tackles...tied for the team lead with seven pass breakups ... 2.5 tackles for loss and three interceptions...two games with double-figure tackles...team's punt return leader with 20 returns for 171 yards, an average of 8.6 yards per return and a long of 36 yards...seven kickoff returns for 175 yards, an average of 25.0 yards per return with a long return of 32 yards.

LB Ashlee Palmer (Undrafted); Mississippi

In 2008, he played in all 13 games, starting 11 ... Finished fourth on the team in total tackles with 50 stops, including 5.0 TFLs ... Also posted three QB pressures, on sack, one interception and one forced fumble ... Helped the Rebel defense rank No. 2 in SEC and No. 4 in the nation in rush defense (85.5 ypg) ... Participated in 2009 Under Armour Senior Bowl and notched three total tackles.

LS Garrison Sanborn (Undrafted); Florida State

Played in 32 games at Florida State, serving as the team's deep snapper for his final two seasons... from 2006-07, snapped on 69 extra points of which 67 were successful and 56 field goals of which 41 were made... had a hand in 189 of FSU's 648 points from 2006-07.

KEY DATES

- **Sept. 10-14:** 2009 Regular Season Opens
- **Sept. 29:** Priority on multiple waiver claims will be based on the current season's standings.
- **Oct. 20:** All trading ends at 4:00 PM ET.
- **Oct. 21:** Players with at least four previous pension-credited seasons are subject to the waiver system for the remainder of the regular season and postseason.
- **Nov. 17:** Signing period ends 4:00 PM ET for Franchise Players who are eligible to receive Offer Sheets.
- **Nov. 17:** Deadline for clubs to sign by 4:00 PM ET their unsigned Franchise and Transition Players, including Franchise Players who were eligible to receive Offer Sheets until this date. If still unsigned after this date, such players are prohibited from playing in NFL in 2009.
- **Nov. 17:** Deadline for clubs to sign by 4:00 PM ET their Unrestricted Free Agents to whom June 1 tender was made. If still unsigned after this date, such players are prohibited from playing in NFL in 2009.
- **Nov. 17:** Deadline for clubs to sign by 4:00 PM ET their Restricted Free Agents to whom June 1 tender was made. If such players remain unsigned, they are prohibited from playing in NFL in 2009.
- **Nov. 17:** Deadline for clubs to sign Drafted players by 4:00 PM ET. If such players remain unsigned, they are prohibited from playing in NFL in 2009.

PRONUNCIATION GUIDE

COACHES

| | |
|-------------------|---------------|
| Fewell, Perry | FUEL |
| Catavolos, George | KA-tahv-o-las |
| Kugler, Sean | COOG-ler |

PLAYERS

| | |
|------------------|-----------------------|
| Hamdan, Gibran | Jib-raun ham-din |
| Kelsay, Chris | KELL-see |
| Levitre, Andy | Luh-vee-tree |
| Mitchell, Kawika | kuh-VEE-ka |
| Omon, Xavier | oh-Mon |
| Owens, Terrell | Terrell (like Barrel) |
| Posluszny, Paul | Poz-LUS-nee |
| Schouman, Derek | SHOE-man |
| Whitner, Donte | Don-tay |



RECORD WHEN ...

Since the arrival of the current coaching staff in 2006, the Bills have posted the following records when the team has reached the following statistical marks:

- **16-9** ... when the Bills post more than 275 total yards of offense.
- **14-7** ... when the Bills hold the ball more than 30 minutes.
- **13-4** ... when the Bills take a lead into halftime.
- **12-3** ... when the Bills hold the opponent under 15 points.
- **12-4** ... when the Bills score more than 22 points.
- **12-5** ... when the defense holds the opponent under 300 total yards.
- **10-2** ... when the Bills force three or more turnovers.
- **10-3** ... when the Bills post a completion percentage above 68 percent.
- **10-6** ... when holding the opponent under 100 yards rushing.
- **8-2** ... when the Bills hold the opponent under 13 points.
- **8-3** ... when the defense posts two interceptions in a game.

TOP BILLS TRADES SINCE 2006

The Buffalo Bills acquired two 2009 draft picks and one in 2010 from the Philadelphia Eagles in exchange for OT Jason Peters.

Below is a look at some of the team's top trades since 2006:

- 4/6/06 – Acquired 2006 fifth-round draft pick (134th overall - DT Kyle Williams) from Houston for WR Eric Moulds
- 4/30/06 – Acquired first-round pick (26th overall – John McCargo) from Chicago for second-round pick (42nd overall – S Danieal Manning) and third-round pick (73rd overall – DT Dusty Dvoracek)
- 3/8/07 – Acquired 2007 third-round draft pick (92nd overall - Trent Edwards) and seventh round pick (239th overall - DE CJ Ah You) and a third round pick in 2008 from Baltimore for RB Willis McGahee.
- 3/26/07 – Acquired DT Darwin Walker and a 2008 seventh-round draft pick (224th overall – WR Steve Johnson) from Philadelphia for LB Takeo Spikes and QB Kelly Holcomb.
- 4/28/07 – Acquired 2007 second-round draft pick (34th overall – LB Paul Posluszny) from Detroit for second-round pick (43rd overall – QB Drew Stanton) and third-round pick (74th overall – Lions traded to Baltimore).
- 7/30/07 – Acquired 2008 fifth-round pick (143rd overall – pick was traded to Jacksonville in Marcus Stroud trade) from Chicago for DT Darwin Walker.
- 3/1/08 – Acquired Marcus Stroud from Jacksonville for a third-round pick (from Baltimore in McGahee trade) and a fifth-round pick (from Chicago in Walker trade).
- 4/17/09 - Acquired 2009 first-round draft pick (28th overall - OL Eric Wood) and fourth-round draft pick (121st overall - TE Shawn Nelson) (from Philadelphia in OT Jason Peters trade)

ROSTER FACTS

Oldest Bills Player: WR Terrell Owens, 35, Born 12/7/1973

Youngest Bills Player: DE Aaron Maybin, 21, Born 4/6/1988

Heaviest Bills Player: OL Langston Walker, 366

Lightest Bills Player: WR Roscoe Parrish, 171

Tallest Bills Player: OL Langston Walker, 6-8

Shortest Bills Player: CB Reggie Corner, DB Ellis Lankster, CB Terrence McGee, WR Roscoe Parrish, 5-9

Coaches who played in the NFL: 4- Dick Jauron, Ray Brown, Alex Van Pelt, Adrian White

Most Seasons with the Bills: 9 seasons - P Brian Moorman and DE Aaron Schobel

Most NFL seasons: 14 - WR Terrell Owens

Closest to Home: LB Jon Corto, Orchard Park, NY

Furthest from Home: QB Trent Edwards and LG Andy Levitre - Los Gatos, CA - 2,685 miles

State producing the most Bills: California, 7: Trent Edwards, Keith Ellison, Gibran Hamdan, Steve Johnson, Andy Levitre, Ashley Palmer, Langston Walker

College with the most Bills: 3 –Penn State: DE Aaron Maybin, LB Paul Posluszny and S Bryan Scott

Bills from NCAA Division II or III colleges: 3 – P Brian Moorman (Pittsburg State, II), RB Fred Jackson (Coe, III), RB Xavier Omon (NW Missouri, II)

Former Bills 1st round picks: 5 - S Donte Whitner, CB/KR Leodis McKelvin, DE Aaron Maybin, OL Eric Wood, WR Lee Evans, DT John McCargo

Pro Bowlers:5- WR Terrell Owens, DE Aaron Schobel, CB Terrence McGee, P Brian Moorman, DT Marcus Stroud

Bills with playoff experience: 7- WR Terrell Owens, DT Spencer Johnson, LB Kawika Mitchell, S Bryan Scott, DT Marcus Stroud, OL Langston Walker, CB Drayton Florence

Bills with Super Bowl victories: 1 - LB Kawika Mitchell (Super Bowl XLII w/ NY Giants)



NOTEWORTHY BILLS RECORDS FROM 2008 SEASON

TEAM RECORDS ESTABLISHED

Fewest penalties, 16-game season: 71 (old record: 78 in 2007)

Fewest penalty yards, 16-game season: 538 (old record: 629 in 2006)

Fewest penalty first downs, 16-game season: 13 (old record: 15 in 1988)

Highest pass completion percentage, season: 64.51% (309-479) [old record: 64.34% in 1991 (332-516)]

Highest punt return average, season: 15.47 (30-464) (old record: 15.35 (31-476) in 2007)

TEAM RECORDS TIED

Most 2-point PATs, game: 1 9/28 at St. Louis (also on 23 other occasions, last: 11/11/07 at Miami)

Most punt return touchdowns, game: 1 9/7 vs. Seattle

(also on 19 other occasions, last: 9/9/07 vs. Denver)

Most kickoff return touchdowns, game: 1 11/17 vs. Cleveland

(also on 21 other occasions, last: 10/8/07 vs. Dallas)

INDIVIDUAL RECORDS ESTABLISHED

Most consecutive PATs made: 186 Rian Lindell, 9/7/03 vs. New England – 12/21/08 at Denver (old record: 172, Steve Christie, 11/26/95 vs. New England - 12/23/00 at Seattle)

Most consecutive passes completed: 16 Trent Edwards, 9/7 vs. Seattle (6) – 9/14 at Jacksonville (10) (old record: 15, Jim Kelly, 12/23/89 at N.Y. Jets (1) – 9/9/90 vs. Indianapolis (14)

Highest pass completion percentage, career: 61.59% Trent Edwards (396-643)

[old record: 60.48%, Rob Johnson, 1998-2001 (401-663)]

Highest pass completion percentage, game: 83.33% Trent Edwards (25-30), 10/19 vs. San Diego (old record: 82.86%, Jim Kelly (29-35), 11/24/94 at Detroit)

Most punt return yards, career: 1,312 Roscoe Parrish, 2005-08 (old record: 1,045, Jeff Burris, 1994-97)

Most punt return yards, game: 120 Roscoe Parrish, 9/7 vs. Seattle (old record: 104, Roscoe Parrish, 11/26/06 vs. Jacksonville)

Most kickoff returns, rookie or first-year player, season: 52 Leodis McKelvin (old record: 52, Eric Moulds, 1996)

Most kickoff return yards, rookie or first-year player, season: 1,468 Leodis McKelvin (old record: 1,205, Eric Moulds, 1996)

Highest kickoff return average, game: 61.67, Leodis McKelvin (3-185), vs. Cleveland 11/17 (old record: 52.33, Max Anderson (3-157), 9/22/68 at Cincinnati)

Most interception touchdowns, season: 2 Jabari Greer (also on six other occasions, last: Takeo Spikes, 2004)

Most punts inside the 20, game: 5 Brian Moorman, 9/28 at St. Louis

(also on eight other occasions, last: Brian Moorman, 9/17/06 at Miami)

Most punt return touchdowns, career: 3, Roscoe Parrish, 2005-08 (also: Keith Moody, 1976-79)

INDIVIDUAL RECORDS EXTENDED / RETAINED

Highest PAT percentage, career: 100.00% (186-186) Rian Lindell, 2003-08

[entered season with: 100.00% (152-152)]

Highest field goal percentage, career: 83.05% (147-177) Rian Lindell, 2003-08

[entered season with: 84.17% (117-139)]

Highest punting average, career: 43.17 (610-26,332) Brian Moorman, 2001-08

[entered season with: 43.07 (552-23,775)]

Highest punt return average, career: 13.96 (94-1,312) Roscoe Parrish, 2005-08

[entered season with: 13.56 (73-990)]

Most kickoff returns, career: 206, Terrence McGee, 2003-08 (entered season with 203)

Most yards, kickoff returns, career: 5,420, Terrence McGee, 2003-08 (entered season with 5,358)



BUFFALO BILLS / WEEK 17 / THROUGH SUNDAY, DECEMBER 28, 2008

| WON 7, LOST 9 | | | * RUSHING | No. | Yds | Avg | Long | TD |
|---------------|------------------|--------|---------------|-----|------|------|------|----|
| 09/07 W 34-10 | Seattle | 71,194 | Lynch | 250 | 1036 | 4.1 | 50 | 8 |
| 09/14 W 20-16 | at Jacksonville | 65,167 | Jackson | 130 | 571 | 4.4 | 32 | 3 |
| 09/21 W 24-23 | Oakland | 71,297 | Edwards | 36 | 117 | 3.3 | 15t | 3 |
| 09/28 W 31-14 | at St. Louis | 61,017 | Losman | 12 | 70 | 5.8 | 17 | 2 |
| 10/05 L 17-41 | at Arizona | 63,830 | Evans | 1 | 22 | 22.0 | 22 | 0 |
| 10/19 W 23-14 | San Diego | 71,602 | Parrish | 2 | 9 | 4.5 | 9 | 0 |
| 10/26 L 16-25 | at Miami | 65,011 | Ellison | 1 | 6 | 6.0 | 6 | 0 |
| 11/02 L 17-26 | New York Jets | 71,827 | Steve Johnson | 1 | 6 | 6.0 | 6 | 0 |
| 11/09 L 10-20 | at New England | 68,756 | Omon | 6 | 5 | 0.8 | 2 | 0 |
| 11/17 L 27-29 | Cleveland | 71,645 | TEAM | 439 | 1842 | 4.2 | 50 | 16 |
| 11/23 W 54-31 | at Kansas City | 73,584 | OPPONENTS | 455 | 1946 | 4.3 | 72t | 18 |
| 11/30 L 3-10 | San Francisco | 70,988 | * RECEIVING | No. | Yds | Avg | Long | TD |
| 12/07 L 3-16 | Miami | 52,134 | Evans | 63 | 1017 | 16.1 | 87t | 3 |
| 12/14 L 27-31 | at New York Jets | 78,548 | Reed | 56 | 597 | 10.7 | 24 | 1 |
| 12/21 W 30-23 | at Denver | 74,539 | Lynch | 47 | 300 | 6.4 | 42 | 1 |
| 12/28 L 0-13 | New England | 71,282 | Jackson | 37 | 317 | 8.6 | 65 | 0 |

| | Buff. | Opp. | Royal | Parrish | Schouman | Steve Johnson | Fine | Hardy | Barnes | McIntyre | Denney |
|--------------------|--------|--------|-------|---------|----------|---------------|------|-------|--------|----------|--------|
| TOTAL FIRST DOWNS | 287 | 293 | 24 | 232 | 9.7 | 22 | 1 | 15 | 153 | 10.2 | 21 |
| Rushing | 107 | 113 | 15 | 153 | 10.2 | 21 | 1 | 10 | 102 | 10.2 | 21 |
| Passing | 167 | 167 | 10 | 94 | 9.4 | 20 | 1 | 10 | 94 | 9.4 | 20 |
| Penalty | 13 | 13 | 9 | 87 | 9.7 | 17 | 2 | 2 | 34 | 17.0 | 25 |
| 3rd Down: Made/Att | 81/203 | 73/202 | 9 | 87 | 9.7 | 17 | 2 | 2 | -1 | -5 | 0 |
| 3rd Down Pct. | 39.9 | 36.1 | 2 | -1 | -5 | 0 | 0 | 1 | 19 | 19.0 | 19t |
| 4th Down: Made/Att | 7/16 | 8/16 | 1 | 19 | 19.0 | 19t | 1 | 309 | 3302 | 10.7 | 87t |
| 4th Down Pct. | 43.8 | 50.0 | 1 | 19 | 19.0 | 19t | 1 | 301 | 3441 | 11.4 | 84t |

| POSSESSION AVG. | 30:04 | 29:57 | TEAM | 309 | 3302 | 10.7 | 87t | 14 |
|-----------------|-------|-------|-----------------|-----|------|------|------|----|
| TOTAL NET YARDS | 4882 | 5217 | OPPONENTS | 301 | 3441 | 11.4 | 84t | 14 |
| Avg. Per Game | 305.1 | 326.1 | * INTERCEPTIONS | No. | Yds | Avg | Long | TD |
| Total Plays | 956 | 971 | McGee | 3 | 36 | 12.0 | 36 | 0 |
| Avg. Per Play | 5.1 | 5.4 | Greer | 2 | 75 | 37.5 | 42t | 2 |

| NET YARDS RUSHING | 1842 | 1946 | McKelvin | 2 | 64 | 32.0 | 64t | 1 |
|-------------------|---------|---------|-------------------|-----|------|------|------|------|
| Avg. Per Game | 115.1 | 121.6 | Mitchell | 2 | 33 | 16.5 | 32 | 0 |
| Total Rushes | 439 | 455 | Posluszny | 1 | 9 | 9.0 | 9 | 0 |
| NET YARDS PASSING | 3040 | 3271 | TEAM | 10 | 217 | 21.7 | 64t | 3 |
| Avg. Per Game | 190.0 | 204.4 | OPPONENTS | 15 | 169 | 11.3 | 92t | 1 |
| Sacked/Yards Lost | 38/262 | 24/170 | * PUNTING | No. | Yds | Avg | Net | TB |
| Gross Yards | 3302 | 3441 | Moorman | 58 | 2557 | 44.1 | 39.1 | 5 |
| Att./Completions | 479/309 | 492/301 | TEAM | 58 | 2557 | 44.1 | 39.1 | 5 |
| Completion Pct. | 64.5 | 61.2 | OPPONENTS | 64 | 2920 | 45.6 | 36.8 | 5 |
| Had Intercepted | 15 | 10 | * PUNT RETURNS | Ret | FC | Yds | Avg | Long |
| PUNTS/AVERAGE | 58/44.1 | 64/45.6 | Parrish | 21 | 10 | 322 | 15.3 | 63t |
| NET PUNTING AVG. | 58/39.1 | 64/36.8 | Jackson | 7 | 0 | 116 | 16.6 | 35 |
| PENALTIES/YARDS | 71/538 | 72/540 | McKelvin | 2 | 0 | 26 | 13.0 | 14 |
| FUMBLES/BALL LOST | 33/15 | 21/12 | TEAM | 30 | 10 | 464 | 15.5 | 63t |
| TOUCHDOWNS | 35 | 34 | OPPONENTS | 18 | 12 | 187 | 10.4 | 21 |
| Rushing | 16 | 18 | * KICKOFF RETURNS | No. | Yds | Avg | Long | TD |
| Passing | 14 | 14 | McKelvin | 52 | 1468 | 28.2 | 98t | 1 |
| Returns | 5 | 2 | Jackson | 12 | 181 | 15.1 | 30 | 0 |

| * SCORE BY PERIODS | Q1 | Q2 | Q3 | Q4 | OT | PTS | Sp. Johnson | 3 | 40 | 13.3 | 19 | 0 |
|--------------------|-----|-----|----|-----|----|-----|-------------|---|----|------|----|---|
| TEAM | 46 | 113 | 73 | 104 | 0 | 336 | McGee | 3 | 62 | 20.7 | 27 | 0 |
| OPPONENTS | 108 | 76 | 81 | 77 | 0 | 342 | Parrish | 2 | 40 | 20.0 | 25 | 0 |

| * SCORING | TD-Ru-Pa-Rt | K-PAT | FG | S | PTS | Steve Johnson | 1 | 0 | 0.0 | 0 | 0 | | | | | |
|---------------|-------------|-------|----|---|-------|---------------|----|---|-------------------|-------|-------|-------|-------|-------|-----|--|
| Lindell | 0 | 0 | 0 | 0 | 34/34 | 30/38 | 0 | 124 | McIntyre | 1 | 18 | 18.0 | 18 | 0 | | |
| Lynch | 9 | 8 | 1 | 0 | 0 | 0 | 54 | Wilson | 1 | 7 | 7.0 | 7 | 0 | | | |
| Evans | 3 | 0 | 3 | 0 | 0 | 0 | 20 | TEAM | 75 | 1816 | 24.2 | 98t | 1 | | | |
| Edwards | 3 | 3 | 0 | 0 | 0 | 0 | 18 | OPPONENTS | 63 | 1247 | 19.8 | 69 | 0 | | | |
| Jackson | 3 | 3 | 0 | 0 | 0 | 0 | 18 | * FIELD GOALS | 1-19 | 20-29 | 30-39 | 40-49 | 50+ | | | |
| Greer | 2 | 0 | 0 | 2 | 0 | 0 | 12 | Lindell | 1/ | 1 | 7/ | 8 | 11/11 | 10/15 | 1/3 | |
| Hardy | 2 | 0 | 2 | 0 | 0 | 0 | 12 | TEAM | 1/ | 1 | 7/ | 8 | 11/11 | 10/15 | 1/3 | |
| Steve Johnson | 2 | 0 | 2 | 0 | 0 | 0 | 12 | OPPONENTS | 0/ | 0 | 8/ | 9 | 14/15 | 8/11 | 4/6 | |
| Losman | 2 | 2 | 0 | 0 | 0 | 0 | 12 | Lindell: (35G,38G,52B)(21G,45G)(46N,38G)(45G, | | | | | | | | |
| McKelvin | 2 | 0 | 0 | 2 | 0 | 0 | 12 | 35G,45G)(48G)(38G,52N,27G,44G)(19G,43G,47G) | | | | | | | | |
| Parrish | 2 | 0 | 1 | 1 | 0 | 0 | 12 | (53G,43N)(25G)(26G,31G,47N)(21G,39G,34G,38G) | | | | | | | | |
| Denney | 1 | 0 | 1 | 0 | 0 | 0 | 6 | (20N,22G,40N)(40G)(34G,48G)(37G,49G,28G)(47N) | | | | | | | | |
| Fine | 1 | 0 | 1 | 0 | 0 | 0 | 6 | OPPONENTS: (45G)(28G,50G,39G)(23G,35G,32G) | | | | | | | | |
| Reed | 1 | 0 | 1 | 0 | 0 | 0 | 6 | (51N)(47G,38G)(46B,43G,45G,35G)(37G,26G,37N, | | | | | | | | |
| Royal | 1 | 0 | 1 | 0 | 0 | 0 | 6 | 20G,31G)(32G,49N,37G)(40G,33G,43G,22G,56G) | | | | | | | | |
| Schouman | 1 | 0 | 1 | 0 | 0 | 0 | 6 | (45G)(50G)(50G,35G,27G,48N)(31G)(23G,30G,54N, | | | | | | | | |
| TEAM | 35 | 16 | 14 | 5 | 34/34 | 30/38 | 0 | 336 | 43G)(33G,26N,23G) | | | | | | | |
| OPPONENTS | 34 | 18 | 14 | 2 | 34/34 | 34/41 | 1 | 342 | | | | | | | | |

2-Pt. Conversions: Evans, TEAM 1-1, OPPONENTS 0-0
 SACKS: Denney 4, Mitchell 4, Stroud 2.5, Sp. Johnson 2, Kelsay 2, Williams 2, Wilson 1.5, Bryan 1, Schobel 1, B. Scott 1, Whitner 1, Youboty 1, (group) 1, TEAM 24, OPPONENTS 38
 FUM/LOST: Edwards 9/5, Losman 8/4, Jackson 3/1, Evans 2/1, Lynch 2/1, Parrish 2/1, Royal 2/2, Barnes (TM) 1/0, McKelvin 1/0, Neill 1/0, Preston 1/0, Schouman 1/0

| * PASSING | Att | Cmp | Yds | Cmp% | Yds/Att | TD | TD% | Int | Int% | Long | Sack/Lost | Rating |
|-----------|-----|-----|------|-------|---------|----|-------|-----|------|------|-----------|--------|
| Edwards | 374 | 245 | 2699 | 65.5 | 7.22 | 11 | 2.9 | 10 | 2.7 | 65 | 23/ 143 | 85.4 |
| Losman | 104 | 63 | 584 | 60.6 | 5.62 | 2 | 1.9 | 5 | 4.8 | 87t | 15/ 119 | 62.3 |
| Moorman | 1 | 1 | 19 | 100.0 | 19.00 | 1 | 100.0 | 0 | 0.0 | 19t | 0/ 0 | 158.3 |
| TEAM | 479 | 309 | 3302 | 64.5 | 6.89 | 14 | 2.9 | 15 | 3.1 | 87t | 38/ 262 | 81.3 |
| OPPONENTS | 492 | 301 | 3441 | 61.2 | 6.99 | 14 | 2.8 | 10 | 2.0 | 84t | 24/ 170 | 83.2 |



BILLS DEFENSIVE AND SPECIAL TEAMS STATISTICS (Coaches) - 2008

DEFENSIVE TACKLES

| PLAYER | Solo | Assist | TFL | TOTAL |
|--------------|------------|------------|-----------|-------------|
| P. Posluszny | 88 | 39 | 2 | 129 |
| R. Denney | 32 | 58 | 4 | 94 |
| K. Mitchell | 46 | 36 | 9 | 91 |
| M. Stroud | 37 | 42 | 6 | 85 |
| K. Ellison | 50 | 29 | 2 | 82 |
| C. Kelsay | 28 | 46 | 8 | 82 |
| K. Williams | 43 | 31 | 6 | 80 |
| T. McGee | 60 | 7 | 2 | 69 |
| B. Scott | 48 | 13 | 4 | 65 |
| K. Simpson | 48 | 15 | 1 | 64 |
| D. Whitner | 50 | 12 | 1 | 63 |
| Sp. Johnson | 18 | 36 | 3 | 58 |
| J. Greer | 33 | 8 | 2 | 43 |
| A. Schobel | 15 | 14 | 3 | 32 |
| L. McKelvin | 23 | 6 | 0 | 29 |
| A. Youboty | 16 | 3 | 2 | 21 |
| R. Corner | 17 | 1 | 0 | 18 |
| C. Bryan | 7 | 6 | 1 | 14 |
| G. Wilson | 7 | 3 | 1 | 11 |
| C. Ellis | 3 | 4 | 0 | 7 |
| J. McCargo | 0 | 3 | 0 | 3 |
| D. Fox | 2 | 0 | 0 | 2 |
| C. Mace | 1 | 0 | 0 | 1 |
| TOTAL | 672 | 412 | 57 | 1143 |

DEFENSIVE TOUCHDOWNS

| | |
|-------------|---|
| J. Greer | 2 |
| L. McKelvin | 1 |

INTERCEPTIONS

| | |
|--------------|---|
| T. McGee | 3 |
| J. Greer | 2 |
| L. McKelvin | 2 |
| K. Mitchell | 2 |
| P. Posluszny | 1 |

TOTAL 10

DEFENSIVE FUMBLE RECOVERIES

| | |
|--------------|---|
| M. Stroud | 2 |
| G. Wilson | 2 |
| P. Posluszny | 1 |
| L. McKelvin | 1 |
| C. Bryan | 1 |
| K. Ellison | 1 |
| B. Scott | 1 |
| R. Corner | 1 |

TOTAL 10

DEFENSIVE FORCED FUMBLES

| | |
|--------------|-----------|
| D. Whitner | 3 |
| K. Mitchell | 2 |
| J. Greer | 1 |
| C. Kelsay | 1 |
| L. McKelvin | 1 |
| A. Youboty | 1 |
| P. Posluszny | 1 |
| M. Stroud | 1 |
| R. Corner | 1 |
| R. Denney | 1 |
| K. Williams | 1 |
| C. Bryan | 1 |
| TOTAL | 14 |

SPECIAL TEAMS TACKLES

| PLAYER | Solo | Assist | TOTAL |
|--------------|------------|-----------|------------|
| B. Costanzo | 20 | 6 | 26 |
| J. Wendling | 17 | 1 | 18 |
| G. Wilson | 13 | 2 | 15 |
| J. Corto | 12 | 2 | 14 |
| C. Bryan | 8 | 4 | 12 |
| R. Corner | 6 | 2 | 8 |
| B. Scott | 5 | 2 | 7 |
| J. Jenkins | 6 | 1 | 7 |
| J. DiGiorgio | 3 | 3 | 6 |
| D. Fox | 5 | 1 | 6 |
| R. Denney | 4 | 1 | 5 |
| C. McIntyre | 4 | 1 | 5 |
| K. Simpson | 3 | 1 | 4 |
| T. Lehman | 4 | 0 | 4 |
| L. McKelvin | 3 | 0 | 3 |
| R. Lindell | 3 | 0 | 3 |
| R. Neill | 3 | 0 | 3 |
| D. Fine | 1 | 1 | 2 |
| K. Ellison | 2 | 0 | 2 |
| St. Johnson | 2 | 0 | 2 |
| M. Buggs | 2 | 0 | 2 |
| A. Youboty | 1 | 0 | 1 |
| TOTAL | 127 | 28 | 155 |

PASSES DEFENSED

| | |
|--------------|----|
| T. McGee | 21 |
| J. Greer | 9 |
| M. Stroud | 8 |
| P. Posluszny | 7 |
| K. Mitchell | 6 |
| B. Scott | 6 |
| R. Corner | 6 |
| L. McKelvin | 6 |
| C. Kelsay | 5 |
| R. Denney | 5 |
| Sp. Johnson | 3 |
| A. Youboty | 2 |
| D. Whitner | 1 |
| A. Schobel | 1 |
| C. Bryan | 1 |
| K. Simpson | 1 |
| K. Ellison | 1 |

TOTAL 89

QUARTERBACK SACKS

| | |
|-------------|-----|
| R. Denney | 4.0 |
| K. Mitchell | 4.0 |
| M. Stroud | 2.5 |
| C. Kelsay | 2.0 |
| Sp. Johnson | 2.0 |
| K. Williams | 2.0 |
| G. Wilson | 1.5 |
| A. Schobel | 1.0 |
| A. Youboty | 1.0 |
| D. Whitner | 1.0 |
| B. Scott | 1.0 |
| C. Bryan | 1.0 |

TOTAL 23




BUFFALO BILLS / PRESEASON / WEEK 5 / THROUGH THURSDAY, SEPTEMBER 3, 2009

| | | | | | | | | | | | | | | | | | |
|--|---------------|---------|---|------|---------|----------|-----------------|-----|----------------|------|-----------|--------|------|------|----|----|---|
| WON 1, LOST 4 | | | * RUSHING | No. | Yds | Avg | Long | TD | | | | | | | | | |
| 08/09 L 18-21 | at Tennessee | 22,153 | Omon | 29 | 79 | 2.7 | 13 | 1 | | | | | | | | | |
| 08/15 W 27-20 | Chicago | 69,267 | Rhodes | 19 | 64 | 3.4 | 19 | 1 | | | | | | | | | |
| 08/22 L 21-31 | at Green Bay | 68,908 | Hall | 25 | 60 | 2.4 | 11 | 2 | | | | | | | | | |
| 08/29 L 0-17 | at Pittsburgh | 57,942 | McIntyre | 17 | 55 | 3.2 | 9 | 0 | | | | | | | | | |
| 09/03 L 6-17 | Detroit | 60,877 | Lynch | 18 | 48 | 2.7 | 16 | 0 | | | | | | | | | |
| | Buff. | Opp. | Jackson | 15 | 38 | 2.5 | 8 | 0 | | | | | | | | | |
| TOTAL FIRST DOWNS | 85 | 89 | Edwards | 3 | 28 | 9.3 | 14 | 0 | | | | | | | | | |
| Rushing | 27 | 27 | Baker | 3 | 12 | 4.0 | 12 | 0 | | | | | | | | | |
| Passing | 48 | 57 | Fitzpatrick | 4 | 10 | 2.5 | 8 | 0 | | | | | | | | | |
| Penalty | 10 | 5 | Parrish | 2 | 9 | 4.5 | 7 | 0 | | | | | | | | | |
| 3rd Down: Made/Att | 30/70 | 31/71 | St. Johnson | 1 | 2 | 2.0 | 2 | 0 | | | | | | | | | |
| 3rd Down Pct. | 42.9 | 43.7 | TEAM | 136 | 405 | 3.0 | 19 | 4 | | | | | | | | | |
| 4th Down: Made/Att | 1/3 | 4/7 | OPPONENTS | 155 | 568 | 3.7 | 79t | 7 | | | | | | | | | |
| 4th Down Pct. | 33.3 | 57.1 | * RECEIVING | No. | Yds | Avg | Long | TD | | | | | | | | | |
| POSSESSION AVG. | 28:02 | 31:58 | Stupar | 19 | 184 | 9.7 | 24 | 1 | | | | | | | | | |
| TOTAL NET YARDS | 1441 | 1569 | J. Jenkins | 11 | 164 | 14.9 | 44 | 0 | | | | | | | | | |
| Avg. Per Game | 288.2 | 313.8 | Huggins | 10 | 84 | 8.4 | 19 | 0 | | | | | | | | | |
| Total Plays | 309 | 316 | St. Johnson | 9 | 142 | 15.8 | 33 | 0 | | | | | | | | | |
| Avg. Per Play | 4.7 | 5.0 | Parrish | 9 | 80 | 8.9 | 14 | 0 | | | | | | | | | |
| NET YARDS RUSHING | 405 | 568 | Nelson | 7 | 31 | 4.4 | 7 | 1 | | | | | | | | | |
| Avg. Per Game | 81.0 | 113.6 | Omon | 6 | 90 | 15.0 | 52 | 0 | | | | | | | | | |
| Total Rushes | 136 | 155 | Reed | 5 | 39 | 7.8 | 12 | 0 | | | | | | | | | |
| NET YARDS PASSING | 1036 | 1001 | Schouman | 5 | 38 | 7.6 | 11 | 0 | | | | | | | | | |
| Avg. Per Game | 207.2 | 200.2 | Evans | 4 | 61 | 15.3 | 36 | 0 | | | | | | | | | |
| Sacked/Yards Lost | 11/57 | 8/47 | Rhodes | 4 | 21 | 5.3 | 16 | 0 | | | | | | | | | |
| Gross Yards | 1093 | 1048 | Hawthorne | 3 | 28 | 9.3 | 22 | 0 | | | | | | | | | |
| Att./Completions | 162/109 | 153/99 | DeVree LG | 3 | 26 | 8.7 | 11 | 0 | | | | | | | | | |
| Completion Pct. | 67.3 | 64.7 | DeVree TM | 2 | 20 | 10.0 | 11 | 0 | | | | | | | | | |
| Had Intercepted | 8 | 9 | Jackson | 3 | 22 | 7.3 | 13 | 0 | | | | | | | | | |
| PUNTS/AVERAGE | 24/46.2 | 22/41.3 | Fine | 3 | 18 | 6.0 | 8 | 0 | | | | | | | | | |
| NET PUNTING AVG. | 24/39.6 | 22/38.7 | Lynch | 3 | 8 | 2.7 | 8 | 0 | | | | | | | | | |
| PENALTIES/YARDS | 34/271 | 36/330 | S. Smith | 2 | 29 | 14.5 | 17 | 0 | | | | | | | | | |
| FUMBLES/BALL LOST | 8/7 | 10/3 | Owens | 2 | 27 | 13.5 | 16 | 0 | | | | | | | | | |
| TOUCHDOWNS | 7 | 13 | Hall | 1 | 8 | 8.0 | 8 | 0 | | | | | | | | | |
| Rushing | 4 | 7 | McIntyre | 1 | -1 | -1.0 | -1 | 0 | | | | | | | | | |
| Passing | 2 | 5 | TEAM | 109 | 1093 | 10.0 | 52 | 2 | | | | | | | | | |
| Returns | 1 | 1 | OPPONENTS | 99 | 1048 | 10.6 | 39 | 5 | | | | | | | | | |
| * SCORE BY PERIODS | Q1 | Q2 | Q3 | Q4 | OT | PTS | * INTERCEPTIONS | No. | Yds | Avg | Long | TD | | | | | |
| TEAM | 0 | 12 | 20 | 40 | 0 | 72 | Corner | 3 | 81 | 27.0 | 52 | 1 | | | | | |
| OPPONENTS | 31 | 44 | 7 | 24 | 0 | 106 | Lankster | 2 | 43 | 21.5 | 30 | 0 | | | | | |
| * SCORING | TD-Ru-Pa-Rt | K-PAT | FG | S | PTS | McKelvin | 2 | 14 | 7.0 | 14 | 0 | | | | | | |
| Lindell | 0 | 0 | 0 | 0 | 7/ 7 | 7/ 9 | 0 | 28 | Byrd | 1 | 8 | 8.0 | 8 | 0 | | | |
| Hall | 2 | 2 | 0 | 0 | 0 | 12 | Sargeant | 1 | 0 | 0.0 | 0 | 0 | | | | | |
| Corner | 1 | 0 | 0 | 1 | 0 | 6 | TEAM | 9 | 146 | 16.2 | 52 | 1 | | | | | |
| Nelson | 1 | 0 | 1 | 0 | 0 | 6 | OPPONENTS | 8 | 162 | 20.3 | 45 | 1 | | | | | |
| Omon | 1 | 1 | 0 | 0 | 0 | 6 | * PUNTING | No. | Yds | Avg | Net | TB | In | Lg | B | | |
| Rhodes | 1 | 1 | 0 | 0 | 0 | 6 | Moorman | 24 | 1108 | 46.2 | 39.6 | 0 | 10 | 60 | 0 | | |
| Stupar | 1 | 0 | 1 | 0 | 0 | 6 | TEAM | 24 | 1108 | 46.2 | 39.6 | 0 | 10 | 60 | 0 | | |
| TEAM | 7 | 4 | 2 | 1 | 7/ 7 | 7/ 9 | 1 | 72 | OPPONENTS | 22 | 908 | 41.3 | 38.7 | 0 | 8 | 51 | 0 |
| OPPONENTS | 13 | 7 | 5 | 1 | 13/13 | 5/ 6 | 0 | 106 | * PUNT RETURNS | Ret | FC | Yds | Avg | Long | TD | | |
| 2-Pt. Conversions: TEAM 0-0, OPPONENTS 0-0 | | | Hall | 4 | 1 | 6 | 1.5 | 4 | 0 | | | | | | | | |
| SACKS: Bryan 2, Maybin 2, Ellis 1, | | | Hawthorne | 3 | 2 | 22 | 7.3 | 19 | 0 | | | | | | | | |
| N. Harris 1, Jones 1, McCargo 1, TEAM 8, | | | Lankster | 2 | 0 | 28 | 14.0 | 23 | 0 | | | | | | | | |
| OPPONENTS 11 | | | Parrish | 1 | 2 | 1 | 1.0 | 1 | 0 | | | | | | | | |
| FUM/LOST: Rhodes 2/1, Edwards 1/1, | | | Rhodes | 1 | 0 | 0 | 0.0 | 0 | 0 | | | | | | | | |
| Fitzpatrick 1/1, Hall 1/1, Jackson 1/1, | | | Youboty | 1 | 0 | 0 | 0.0 | 0 | 0 | | | | | | | | |
| Parrish 1/1, Schouman 1/1 | | | TEAM | 12 | 5 | 57 | 4.8 | 23 | 0 | | | | | | | | |
| | | | OPPONENTS | 16 | 7 | 158 | 9.9 | 27 | 0 | | | | | | | | |
| | | | * KICKOFF RETURNS | No. | Yds | Avg | Long | TD | | | | | | | | | |
| | | | Hall | 7 | 165 | 23.6 | 31 | 0 | | | | | | | | | |
| | | | McKelvin | 6 | 100 | 16.7 | 23 | 0 | | | | | | | | | |
| | | | Rhodes | 4 | 87 | 21.8 | 29 | 0 | | | | | | | | | |
| | | | Hawthorne | 3 | 68 | 22.7 | 30 | 0 | | | | | | | | | |
| | | | Sp. Johnson | 1 | 16 | 16.0 | 16 | 0 | | | | | | | | | |
| | | | TEAM | 21 | 436 | 20.8 | 31 | 0 | | | | | | | | | |
| | | | OPPONENTS | 16 | 348 | 21.8 | 46 | 0 | | | | | | | | | |
| | | | * FIELD GOALS | 1-19 | 20-29 | 30-39 | 40-49 | 50+ | | | | | | | | | |
| | | | Lindell | 0/ 0 | 4/ 4 | 0/ 2 | 2/ 2 | 1/1 | | | | | | | | | |
| | | | TEAM | 0/ 0 | 4/ 4 | 0/ 2 | 2/ 2 | 1/1 | | | | | | | | | |
| | | | OPPONENTS | 0/ 0 | 1/ 1 | 3/ 3 | 0/ 1 | 1/1 | | | | | | | | | |
| | | | Lindell: (20G,47G,52G)(28G,20G)() (33B)(33N,24G,48G) | | | | | | | | | | | | | | |
| | | | TEAM: (20G,47G,52G)(28G,20G)() (33B)(33N,24G,48G) | | | | | | | | | | | | | | |
| | | | OPPONENTS: () (23G,50G)(36G)(34G,40N)(32G) | | | | | | | | | | | | | | |
| * PASSING | Att | Cmp | Yds | Cmp% | Yds/Att | TD | TD% | Int | Int% | Long | Sack/Lost | Rating | | | | | |
| Fitzpatrick | 71 | 48 | 459 | 67.6 | 6.46 | 1 | 1.4 | 2 | 2.8 | 24 | 4/ 16 | 78.3 | | | | | |
| Hamdan | 48 | 32 | 427 | 66.7 | 8.90 | 1 | 2.1 | 2 | 4.2 | 52 | 1/ 7 | 84.3 | | | | | |
| Edwards | 38 | 26 | 189 | 68.4 | 4.97 | 0 | 0.0 | 3 | 7.9 | 36 | 5/ 28 | 46.9 | | | | | |
| Baker | 5 | 3 | 18 | 60.0 | 3.60 | 0 | 0.0 | 1 | 20.0 | 8 | 1/ 6 | 27.5 | | | | | |
| TEAM | 162 | 109 | 1093 | 67.3 | 6.75 | 2 | 1.2 | 8 | 4.9 | 52 | 11/ 57 | 69.8 | | | | | |
| OPPONENTS | 153 | 99 | 1048 | 64.7 | 6.85 | 5 | 3.3 | 9 | 5.9 | 39 | 8/ 47 | 70.9 | | | | | |

BUFFALO BILLS

ROSTERS



Alphabetical
Numerical
How the Bills Were Built
Depth Chart
Transactions
By Experience
By Position

www.buffalobills.com/media

BUFFALO BILLS 2009 ALPHABETICAL ROSTER

| NO | NAME | POS | HT | WT | DOB | EXP | COLLEGE | Hometown | How Acq. |
|----|--------------------------------------|-----|------|-----|------------|-----|------------------------|--------------------------|----------|
| 77 | Bell, Demetrius | T | 6-5 | 307 | 5/3/1984 | 1 | Northwestern State | Summerfield, LA | D7a-08 |
| 53 | Buggs, Marcus | LB | 5-10 | 223 | 9/21/1985 | 2 | Vanderbilt | Madison, TN | UFA-08 |
| 60 | Butler, Brad | OL | 6-7 | 315 | 9/18/1983 | 4 | Virginia | Lynchburg, VA | D5b-06 |
| 31 | Byrd, Jairus | DB | 5-10 | 200 | 10/7/1986 | R | Oregon | Clayton, MO | D2a-09 |
| 27 | Corner, Reggie | CB | 5-9 | 175 | 11/17/1983 | 2 | Akron | Canton, OH | D4a-08 |
| 57 | Corto, Jon | LB | 6-1 | 220 | 9/3/1984 | 2 | Sacred Heart | Orchard Park, NY | FA-08 |
| 92 | Denney, Ryan | DE | 6-7 | 264 | 6/15/1977 | 8 | BYU | Thornton, CO | D2b-02 |
| 5 | Edwards, Trent | QB | 6-4 | 231 | 10/30/1983 | 3 | Stanford | Los Gatos, CA | D3-07 |
| 93 | Ellis, Chris | DE | 6-4 | 261 | 2/11/1985 | 2 | Virginia Tech | Hampton, VA | D3-08 |
| 56 | Ellison, Keith | LB | 6-0 | 229 | 2/6/1984 | 4 | Oregon State | Redondo Beach, CA | D6-06 |
| 83 | Evans, Lee | WR | 5-10 | 197 | 3/11/1981 | 6 | Wisconsin | Bedford, OH | D1a-04 |
| 86 | Fine, Derek | TE | 6-3 | 247 | 8/24/1983 | 2 | Kansas | Sallisaw, OK | D4b-08 |
| 14 | Fitzpatrick, Ryan | QB | 6-2 | 225 | 11/24/1982 | 4 | Harvard | Gilbert, AZ | FA-09 |
| 29 | Florence, Drayton | CB | 6-0 | 195 | 12/19/1980 | 7 | Tuskegee | Ocala, FL | FA-09 |
| 10 | Hamdan, Gibran | QB | 6-4 | 220 | 2/8/1981 | 3 | Indiana | San Diego, CA | FA-07 |
| 63 | Hangartner, Geoff | C | 6-5 | 301 | 4/22/1982 | 5 | Texas A&M | New Braunfels, TX | FA-09 |
| 54 | Harris, Nic | LB | 6-2 | 232 | 12/6/1986 | R | Oklahoma | Alexandria, LA | D5-09 |
| 22 | Jackson, Fred | RB | 6-1 | 215 | 2/20/1981 | 3 | Coe College | Fort Worth, TX | FA-06 |
| 17 | Jenkins, Justin | WR | 6-0 | 207 | 12/10/1980 | 3 | Mississippi State | Pearl, MS | FA-07 |
| 91 | Johnson, Spencer | DT | 6-3 | 286 | 12/12/1981 | 6 | Auburn | Silas, AL | FA-08 |
| 13 | Johnson, Steve | WR | 6-2 | 202 | 7/22/1986 | 2 | Kentucky | San Francisco, CA | D7b-08 |
| 90 | Kelsay, Chris | DE | 6-4 | 261 | 10/31/1979 | 7 | Nebraska | Auburn, NE | D2-03 |
| 25 | Lankster, Ellis | DB | 5-9 | 190 | 6/3/1987 | R | West Virginia | Whistler, AL | D7-09 |
| 67 | Levitre, Andy | LG | 6-2 | 305 | 5/15/1986 | R | Oregon State | Los Gatos, CA | D2b-09 |
| 9 | Lindell, Rian | K | 6-3 | 233 | 1/20/1977 | 10 | Washington St. | Vancouver, WA | FA-03 |
| 58 | Maybin, Aaron | DE | 6-4 | 250 | 4/6/1988 | R | Penn State | Ellicott City, MD | D1a-09 |
| 97 | McCargo, John | DT | 6-2 | 307 | 8/19/1983 | 4 | North Carolina State | Drakes Branch, VA | D1b-06 |
| 24 | McGee, Terrence | CB | 5-9 | 198 | 10/14/1980 | 7 | Northwestern State | Athens, TX | D4a-03 |
| 38 | McIntyre, Corey | FB | 6-0 | 258 | 1/25/1979 | 5 | West Virginia | Indiantown, FL | FA-08 |
| 28 | McKelvin, Leodis | CB | 5-10 | 184 | 9/1/1985 | 2 | Troy | Waycross, GA | D1-08 |
| 66 | McKinney, Seth | OL | 6-3 | 310 | 6/12/1979 | 8 | Texas A&M | Buffalo, TX | FA-09 |
| 55 | Mitchell, Kawika | LB | 6-1 | 253 | 10/10/1979 | 7 | South Florida | Winter Springs, FL | FA-08 |
| 8 | Moorman, Brian | P | 6-0 | 172 | 2/5/1976 | 9 | Pittsburg State | Sedgwick, KS | FA-01 |
| 89 | Nelson, Shawn | TE | 6-5 | 240 | 10/5/1985 | R | Southern Mississippi | Gonzales, LA | D4-09 |
| 44 | Omon, Xavier | RB | 5-11 | 227 | 2/15/1985 | 2 | NW Missouri | Beatrice, NE | D6-08 |
| 81 | Owens, Terrell | WR | 6-3 | 224 | 12/7/1973 | 14 | Tennessee-Chattanooga | Alexander City, AL | FA-09 |
| 59 | Palmer, Ashlee | LB | 6-1 | 236 | 4/7/1986 | R | Mississippi | Compton, CA | UFA-09 |
| 11 | Parrish, Roscoe | WR | 5-9 | 171 | 7/16/1982 | 5 | Miami | Miami, FL | D2-05 |
| 51 | Posluszny, Paul | LB | 6-1 | 238 | 10/10/1984 | 3 | Penn State | Aliquippa, PA | D2-07 |
| 82 | Reed, Josh | WR | 5-10 | 210 | 5/1/1980 | 8 | LSU | Rayne, LA | D2a-02 |
| 65 | Sanborn, Garrison | LS | 6-0 | 240 | 7/31/1985 | R | Florida State | Tampa, FL | FA-09 |
| 94 | Schobel, Aaron | DE | 6-4 | 243 | 9/1/1977 | 9 | TCU | Columbus, TX | D2a-01 |
| 80 | Schouman, Derek | TE | 6-2 | 223 | 3/11/1985 | 3 | Boise State | Eagle, ID | D7a-07 |
| 43 | Scott, Bryan | S | 6-1 | 219 | 4/13/1981 | 7 | Penn State | Doylestown, PA | FA-07 |
| 79 | Scott, Jonathan | T | 6-6 | 318 | 1/10/1983 | 3 | Texas | Dallas, TX | FA-08 |
| 99 | Stroud, Marcus | DT | 6-6 | 310 | 6/25/1978 | 9 | Georgia | Thomasville, GA | TR-08 |
| 68 | Walker, Langston | T | 6-8 | 366 | 9/3/1979 | 8 | California | Oakland, CA | FA-07 |
| 21 | Wendling, John | S | 6-1 | 222 | 6/4/1983 | 3 | Wyoming | Cody, WY | D6-07 |
| 20 | Whitner, Donte | S | 5-10 | 208 | 7/24/1985 | 4 | Ohio State | Cleveland, OH | D1a-06 |
| 95 | Williams, Kyle | DT | 6-1 | 306 | 6/10/1983 | 4 | LSU | Ruston, LA | D5a-06 |
| 37 | Wilson, George | S | 6-0 | 212 | 3/14/1981 | 4 | Arkansas | Paducah, KY | FA-04 |
| 70 | Wood, Eric | RG | 6-4 | 315 | 3/18/1986 | R | Louisville | Cincinnati, OH | D1b-09 |
| 26 | Youboty, Ashton | CB | 5-11 | 189 | 7/7/1984 | 4 | Ohio State | Klein, TX | D3-06 |
| | RESERVE/SUSPENDED | | | | | | | | |
| 23 | Lynch, Marshawn | RB | 5-11 | 215 | 4/22/1986 | 3 | California | Oakland, CA | D1-07 |
| | RESERVE/PHYSICALLY UNABLE TO PERFORM | | | | | | | | |
| 84 | Hardy, James | WR | 6-5 | 220 | 12/24/1985 | 2 | Indiana | Fort Wayne, IN | D2-08 |
| | INJURED RESERVE | | | | | | | | |
| 25 | Hairston, Justise | RB | 6-1 | 210 | 6/27/1983 | 1 | Central Connecticut | New Britain, CT | FA-09 |
| 71 | McGhee, Jermaine | DE | 6-2 | 257 | 12/31/1983 | 1 | Prairie View A&M | Oakland, CA | FA-09 |
| 61 | Philip, Marvin | C | 6-1 | 307 | 2/3/1982 | 1 | California | Redwood City, CA | FA-09 |
| 40 | Sargeant, Lydell | DB | 6-1 | 187 | 1/31/1987 | R | Penn State | Lompoc, CA | UFA-09 |
| 98 | Smith, Marcus | DE | 6-4 | 295 | 2/7/1984 | 1 | Arizona | San Diego, CA | FA-08 |
| | PRACTICE SQUAD | | | | | | | | |
| 50 | Bowen, Alvin | LB | 6-1 | 222 | 12/24/1983 | 1 | Iowa State | East Orange, NJ | D5-08 |
| 42 | Hall, Bruce | RB | 5-11 | 205 | 3/18/1985 | 1 | Mississippi | Milton, FL | UFA-08 |
| 47 | Harris, Cary | DB | 5-11 | 187 | 3/22/1987 | R | USC | Pacoima, CA | D6-09 |
| 18 | Hawthorne, CJ | WR | 5-11 | 168 | 12/15/1983 | 1 | Hawaii | Biloxi, MS | FA-07 |
| 74 | Hennessey, Nick | OL | 6-5 | 291 | 7/2/1986 | R | Colgate | Danvers, MA | UFA-09 |
| 15 | Huggins, Felton | WR | 6-2 | 186 | 2/15/1983 | 1 | Southeastern Louisiana | Zachary, LA | FA-07 |
| 75 | Mace, Corey | DL | 6-3 | 287 | 12/22/1985 | 2 | Wyoming | Port Moody, B.C., Canada | UFA-09 |
| 88 | Stupar, Jonathan | TE | 6-3 | 254 | 7/24/1984 | 1 | Virginia | State College, PA | UFA-08 |

BUFFALO BILLS 2009 NUMERICAL ROSTER

| NO | NAME | POS | HT | WT | AGE | EXP | COLLEGE | Hometown | How Acq. |
|----|------------------|-----|------|-----|-----|-----|-----------------------|--------------------|----------|
| 5 | Trent Edwards | QB | 6-4 | 231 | 25 | 3 | Stanford | Los Gatos, CA | D3-07 |
| 8 | Brian Moorman | P | 6-0 | 172 | 33 | 9 | Pittsburg State | Sedgwick,KS | FA-01 |
| 9 | Rian Lindell | K | 6-3 | 233 | 32 | 10 | Washington St. | Vancouver, WA | FA-03 |
| 10 | Gibran Hamdan | QB | 6-4 | 220 | 28 | 3 | Indiana | San Diego, CA | FA-07 |
| 11 | Roscoe Parrish | WR | 5-9 | 171 | 27 | 5 | Miami | Miami, FL | D2-05 |
| 13 | Steve Johnson | WR | 6-2 | 202 | 23 | 2 | Kentucky | San Francisco, CA | D7b-08 |
| 14 | Ryan Fitzpatrick | QB | 6-2 | 225 | 26 | 4 | Harvard | Gilbert, AZ | FA-09 |
| 17 | Justin Jenkins | WR | 6-0 | 207 | 28 | 3 | Mississippi State | Pearl, MS | FA-07 |
| 20 | Donte Whitner | S | 5-10 | 208 | 24 | 4 | Ohio State | Cleveland, OH | D1a-06 |
| 21 | John Wendling | S | 6-1 | 222 | 26 | 3 | Wyoming | Cody, WY | D6-07 |
| 22 | Fred Jackson | RB | 6-1 | 215 | 28 | 3 | Coe College | Fort Worth, TX | FA-06 |
| 24 | Terrence McGee | CB | 5-9 | 198 | 28 | 7 | Northwestern State | Athens, TX | D4a-03 |
| 25 | Ellis Lankster | DB | 5-9 | 190 | 22 | R | West Virginia | Whistler, AL | D7-09 |
| 26 | Ashton Youboty | CB | 5-11 | 189 | 25 | 4 | Ohio State | Klein, TX | D3-06 |
| 27 | Reggie Corner | CB | 5-9 | 175 | 25 | 2 | Akron | Canton, OH | D4a-08 |
| 28 | Leodis McKelvin | CB | 5-10 | 184 | 24 | 2 | Troy | Waycross, GA | D1-08 |
| 29 | Drayton Florence | CB | 6-0 | 195 | 28 | 7 | Tuskegee | Ocala, FL | FA-09 |
| 31 | Jairus Byrd | DB | 5-10 | 200 | 22 | R | Oregon | Clayton, MO | D2a-09 |
| 37 | George Wilson | S | 6-0 | 212 | 28 | 4 | Arkansas | Paducah, KY | FA-04 |
| 38 | Corey McIntyre | FB | 6-0 | 258 | 30 | 5 | West Virginia | Indiantown, FL | FA-08 |
| 43 | Bryan Scott | S | 6-1 | 219 | 28 | 7 | Penn State | Doylestown, PA | FA-07 |
| 44 | Xavier Omon | RB | 5-11 | 227 | 24 | 2 | NW Missouri | Beatrice, NE | D6-08 |
| 51 | Paul Posluszny | LB | 6-1 | 238 | 24 | 3 | Penn State | Aliquippa, PA | D2-07 |
| 53 | Marcus Buggs | LB | 5-10 | 223 | 23 | 2 | Vanderbilt | Madison, TN | UFA-08 |
| 54 | Nic Harris | LB | 6-2 | 232 | 22 | R | Oklahoma | Alexandria, LA | D5-09 |
| 55 | Kawika Mitchell | LB | 6-1 | 253 | 29 | 7 | South Florida | Winter Springs, FL | FA-08 |
| 56 | Keith Ellison | LB | 6-0 | 229 | 25 | 4 | Oregon State | Redondo Beach, CA | D6-06 |
| 57 | Jon Corto | LB | 6-1 | 220 | 25 | 2 | Sacred Heart | Orchard Park, NY | FA-08 |
| 58 | Aaron Maybin | DE | 6-4 | 250 | 21 | R | Penn State | Ellicott City, MD | D1a-09 |
| 59 | Ashlee Palmer | LB | 6-1 | 236 | 23 | R | Mississippi | Compton, CA | UFA-09 |
| 60 | Brad Butler | OL | 6-7 | 315 | 25 | 4 | Virginia | Lynchburg, VA | D5b-06 |
| 63 | Geoff Hangartner | C | 6-5 | 301 | 27 | 5 | Texas A&M | New Braunfels, TX | FA-09 |
| 65 | Garrison Sanborn | LS | 6-0 | 240 | 24 | R | Florida State | Tampa, FL | FA-09 |
| 66 | Seth McKinney | OL | 6-3 | 310 | 30 | 8 | Texas A&M | Buffalo, TX | FA-09 |
| 67 | Andy Levitre | LG | 6-2 | 305 | 23 | R | Oregon State | Los Gatos, CA | D2b-09 |
| 68 | Langston Walker | T | 6-8 | 366 | 30 | 8 | California | Oakland, CA | FA-07 |
| 70 | Eric Wood | RG | 6-4 | 315 | 23 | R | Louisville | Cincinnati, OH | D1b-09 |
| 77 | Demetrius Bell | T | 6-5 | 307 | 25 | 1 | Northwestern State | Summerfield, LA | D7a-08 |
| 79 | Jonathan Scott | T | 6-6 | 318 | 26 | 3 | Texas | Dallas, TX | FA-08 |
| 80 | Derek Schouman | TE | 6-2 | 223 | 24 | 3 | Boise State | Eagle, ID | D7a-07 |
| 81 | Terrell Owens | WR | 6-3 | 224 | 35 | 14 | Tennessee-Chattanooga | Alexander City, AL | FA-09 |
| 82 | Josh Reed | WR | 5-10 | 210 | 29 | 8 | LSU | Rayne, LA | D2a-02 |
| 83 | Lee Evans | WR | 5-10 | 197 | 28 | 6 | Wisconsin | Bedford, OH | D1a-04 |
| 86 | Derek Fine | TE | 6-3 | 247 | 26 | 2 | Kansas | Sallisaw, OK | D4b-08 |
| 89 | Shawn Nelson | TE | 6-5 | 240 | 23 | R | Southern Mississippi | Gonzales, LA | D4-09 |
| 90 | Chris Kelsay | DE | 6-4 | 261 | 29 | 7 | Nebraska | Auburn, NE | D2-03 |
| 91 | Spencer Johnson | DT | 6-3 | 286 | 27 | 6 | Auburn | Silas, AL | FA-08 |
| 92 | Ryan Denney | DE | 6-7 | 264 | 32 | 8 | BYU | Thornton, CO | D2b-02 |
| 93 | Chris Ellis | DE | 6-4 | 261 | 24 | 2 | Virginia Tech | Hampton, VA | D3-08 |
| 94 | Aaron Schobel | DE | 6-4 | 243 | 32 | 9 | TCU | Columbus, TX | D2a-01 |
| 95 | Kyle Williams | DT | 6-1 | 306 | 26 | 4 | LSU | Ruston, LA | D5a-06 |
| 97 | John McCargo | DT | 6-2 | 307 | 26 | 4 | North Carolina State | Drakes Branch, VA | D1b-06 |
| 99 | Marcus Stroud | DT | 6-6 | 310 | 30 | 9 | Georgia | Thomasville, GA | TR-08 |

RESERVE/SUSPENDED

| | | | | | | | | | |
|----|----------------|----|------|-----|----|---|------------|-------------|-------|
| 23 | Marshawn Lynch | RB | 5-11 | 215 | 23 | 3 | California | Oakland, CA | D1-07 |
|----|----------------|----|------|-----|----|---|------------|-------------|-------|

RESERVE/PHYSICALLY UNABLE TO PERFORM

| | | | | | | | | | |
|----|-------------|----|-----|-----|----|---|---------|----------------|-------|
| 84 | James Hardy | WR | 6-5 | 220 | 23 | 2 | Indiana | Fort Wayne, IN | D2-08 |
|----|-------------|----|-----|-----|----|---|---------|----------------|-------|

INJURED RESERVE

| | | | | | | | | | |
|----|------------------|----|-----|-----|----|---|---------------------|------------------|--------|
| 25 | Justise Hairston | RB | 6-1 | 210 | 25 | 1 | Central Connecticut | New Britain, CT | FA-09 |
| 40 | Lydell Sargeant | DB | 6-1 | 187 | 22 | R | Penn State | Lompoc, CA | UFA-09 |
| 61 | Marvin Philip | C | 6-1 | 307 | 27 | 1 | California | Redwood City, CA | FA-09 |
| 71 | Jermaine McGhee | DE | 6-2 | 257 | 25 | 1 | Prairie View A&M | Oakland, CA | FA-09 |
| 98 | Marcus Smith | DE | 6-4 | 295 | 25 | 1 | Arizona | San Diego, CA | FA-08 |

PRACTICE SQUAD

| | | | | | | | | | |
|----|-----------------|----|------|-----|----|---|------------------------|--------------------------|--------|
| 15 | Felton Huggins | WR | 6-2 | 186 | 26 | 1 | Southeastern Louisiana | Zachary, LA | FA-07 |
| 18 | CJ Hawthorne | WR | 5-11 | 168 | 25 | 1 | Hawaii | Biloxi, MS | UFA-08 |
| 42 | Bruce Hall | RB | 5-11 | 205 | 24 | 1 | Mississippi | Milton, FL | UFA-08 |
| 47 | Cary Harris | DB | 5-11 | 187 | 22 | R | USC | Pacoima, CA | D6-09 |
| 50 | Alvin Bowen | LB | 6-1 | 222 | 25 | 1 | Iowa State | East Orange, NJ | D5-08 |
| 74 | Nick Hennessey | OL | 6-5 | 291 | 22 | R | Colgate | Danvers, MA | UFA-09 |
| 75 | Corey Mace | DL | 6-3 | 287 | 23 | 2 | Wyoming | Port Moody, B.C., Canada | UFA-09 |
| 88 | Jonathan Stupar | TE | 6-3 | 254 | 25 | 1 | Virginia | State College, PA | UFA-08 |

HOW THE BILLS WERE BUILT

| YEAR | DRAFTEES | VETERAN FREE AGENTS | TRADES | FREE AGENTS |
|------|--|---|---------------------------------|--|
| 2001 | Aaron Schobel (2a) | Brian Moorman (fa) 1999 (SEA) | | |
| 2002 | Josh Reed (2a) Ryan Denney (2b) | | | |
| 2003 | Chris Kelsay (2) Terrence McGee (4a) | Rian Lindell (fa) 2000 (DAL) | | |
| 2004 | Lee Evans (1a) | George Wilson (fa) 2004 (DET) | | |
| 2005 | Roscoe Parrish (2) | | | |
| 2006 | Donte Whitner (1a) John McCargo (1b) Ashton Youboty (3) Kyle Williams (5a) Brad Butler (5b) Keith Ellison (6) | | | Fred Jackson (fa) |
| 2007 | Marshawn Lynch (1) Paul Posluszny (2) Trent Edwards (3) John Wendling (6) Derek Schouman (7a) | Bryan Scott (2) 2003 (ATL) Gibran Hamdan (7) 2003 (WAS) Justin Jenkins (fa) 2004 (PHI) Langston Walker (2) 2002 (OAK) | | |
| 2008 | Leodis McKelvin (1) James Hardy (2) Chris Ellis (3) Reggie Corner (4a) Derek Fine (4b) Xavier Omon (6) Demetrius Bell (7a) Steve Johnson (7b) | Corey McIntyre (fa) 2002 (PHI) Jon Corto (ufa) 2007 (BUF) Jonathan Scott (5) 2006 (DET) Kawika Mitchell (2) 2003 (KC) Spencer Johnson (fa) 2004 (MIN) | Marcus Stroud (1) 2001 (JAX) | Marcus Buggs (2008) ufa |
| 2009 | Aaron Maybin (1a) Eric Wood (1b) Jairus Byrd (2a) Andy Levitre (2b) Shawn Nelson (4) Nic Harris (5) Ellis Lankster (7) | Ryan Fitzpatrick (7) 2005 (STL) Geoff Hangartner (5) 2005 (CAR) Drayton Florence (2) 2003 (SD) Terrell Owens (3) 1996 (SF) Seth McKinney (3) 2002 (MIA) | | Ashlee Palmer (2009) ufa Garrison Sanborn (2009) fa |

(fa) indicates undrafted rookie free agent

(team) denotes team originally entered the NFL with

2009 UNOFFICIAL BUFFALO BILLS DEPTH CHART

OFFENSE

| | | | |
|-----------|--------------------------|---------------------|------------------------|
| WR | 83 Lee Evans | 11 Roscoe Parrish | 13 Steve Johnson |
| LT | 68 Langston Walker | 77 Demetrius Bell | |
| LG | <u>67 Andy Levitre</u> | | |
| C | 63 Geoff Hangartner | | |
| RG | <u>70 Eric Wood</u> | 66 Seth McKinney | |
| RT | 60 Brad Butler | 79 Jonathan Scott | |
| TE | 80 Derek Schouman | 86 Derek Fine | <u>89 Shawn Nelson</u> |
| QB | 5 Trent Edwards | 14 Ryan Fitzpatrick | 10 Gibran Hamdan |
| RB | <i>23 Marshawn Lynch</i> | 22 Fred Jackson | 44 Xavier Omon |
| WR | 82 Josh Reed | 38 Corey McIntyre | |
| WR | 81 Terrell Owens | 17 Justin Jenkins | (84 James Hardy) |

DEFENSE

| | | | |
|------------|--------------------|------------------------|--------------------------|
| LE | 90 Chris Kelsay | <u>58 Aaron Maybin</u> | 93 Chris Ellis |
| LT | 99 Marcus Stroud | 91 Spencer Johnson | |
| RT | 95 Kyle Williams | 97 John McCargo | |
| RE | 94 Aaron Schobel | 92 Ryan Denney | |
| WLB | 56 Keith Ellison | <u>54 Nic Harris</u> | <u>59 Ashlee Palmer</u> |
| MLB | 51 Paul Posluszny | 53 Marcus Buggs | |
| SLB | 55 Kawika Mitchell | 57 Jon Corto | |
| LCB | 24 Terrence McGee | 29 Drayton Florence | 26 Ashton Youboty |
| SS | 43 Bryan Scott | 37 George Wilson | 21 John Wendling |
| FS | 20 Donte Whitner | <u>31 Jairus Byrd</u> | |
| RCB | 28 Leodis McKelvin | 27 Reggie Corner | <u>25 Ellis Lankster</u> |

SPECIALISTS

| | | | | |
|------------|----------------------------|-------------------|--------------------|--------------|
| K | 9 Rian Lindell | | | |
| P | 8 Brian Moorman | | | |
| KO | 9 Rian Lindell | | | |
| KOR | 28 Leodis McKelvin | 24 Terrence McGee | | |
| PR | 11 Roscoe Parrish | 22 Fred Jackson | 28 Leodis McKelvin | 82 Josh Reed |
| LS | <u>65 Garrison Sanborn</u> | | | |
| H | 8 Brian Moorman | | | |

COACHING STAFF

Head Coach: Dick Jauron

Assistants: John Allaire (Strength and Conditioning); Bobby April (Asst. Head Coach/Special Teams Coordinator); Ray Brown (Asst. Offensive Line); George Catavolos (Defensive Backs); Charlie Coiner (Tight Ends); DeMontie Cross (Asst. Linebackers/Special Teams); Perry Fewell (Defensive Coordinator); Nathaniel Hackett (Offensive Quality Control); Sean Kugler (Offensive Line); Chuck Lester (Asst. to the Head Coach/Special Projects); Bob Sanders (Defensive Line); Turk Schonert (Offensive Coordinator); Matt Sheldon (Linebackers); Eric Studesville (Running Game Coordinator and Running Backs); Tyke Tolbert (Wide Receivers); Alex Van Pelt (Quarterbacks); Adrian White (Defensive Quality Control)

PRONUNCIATION GUIDE

COACHES

Fewell, Perry
Catavolos, George
Kugler, Sean

PLAYERS

Hamdan, **Gibran**
Kelsay, Chris

FUEL
 KA-tahv-o-los
 COOG-ler

Jib-raun ham-din
 KELL-see

PLAYERS CONT'D

Mitchell, **Kawika**
Omon, Xavier
 Owens, **Terrell**
Posluszny, Paul
Schouman, Derek
 Whitner, **Donte**

kuh-VEE-ka
 oh-MON
 Terrell (like Darrell)
 Poz-LUS-nee
 SHOE-man
 Don-tay

2009 TRANSACTIONS

- Jan. 15 Announced T **Chris Denman**, LB **Vince Hall**, WR **CJ Hawthorne**, WR **Felton Huggins**, WR **Mike Jefferson**, OL **Brandon Rodd** and DE **Marcus Smith** as reserve future signings
- Jan. 26 Hired Buddy Nix as a national scout
- Jan. 27 Announced C **Marvin Philip** and WR **PK Sam** as reserve future signings
- Feb. 17 Re-signed WR **Justin Jenkins**
- Feb. 18 Re-signed LB **John DiGiorgio**
- Feb. 26 Released OG **Derrick Dockery** and TE **Robert Royal**
- Feb. 27 Signed QB **Ryan Fitzpatrick**
- Feb. 28 Signed OL **Geoff Hangartner**
- March 3 Re-signed FB **Corey McIntyre**
- March 4 Re-signed OL **Kirk Chambers**
- March 6 Signed CB **Drayton Florence**
- March 7 Signed WR **Terrell Owens**
- March 20 Signed LB **Pat Thomas**
- March 23 Re-signed LB **Keith Ellison**
- March 25 Re-signed RB **Bruce Hall**
- April 9 Signed OL **Seth McKinney**
- April 17 Traded OT **Jason Peters** to Philadelphia for three undisclosed draft picks – two in 2009 and one in 2010
- April 20 Signed RB **Dominic Rhodes**
- May 1 Signed the following college free agents: OL **Joel Bell** (Furman), DL **John Faletese** (UC-Davis), OL **Nick Hennessey** (Colgate), DL **Ventrell Jenkins** (Kentucky), DL **David Lindquist** (Illinois), TE **Travis McCall** (Alabama), LB **Ashlee Palmer** (Mississippi), DB **Lydell Sargeant** (Penn State), K **Dan Urrego** (Portland State) and DL **Gerald Washington** (USC)
- May 5 Signed free agent LS **Garrison Sanborn**
- May 12 Signed free agents DE **Jermaine McGhee** and DB **Kyle Ward**. Released LB **Vince Hall**.
- May 13 RB **Fred Jackson** agreed to contract extension.
- May 20 Released WR **Mike Jefferson**
- June 8 Signed free agent RB **Justise Hairston**
- June 11 Released OL **Joel Bell**, LB **Blake Costanzo**, DT **John Faletese**, DB **Kyle Ward** and DE **Gerald Washington**
- July 7 Signed sixth-round selection DB **Cary Harris** and seventh-round pick DB **Ellis Lankster**
- July 22 Signed fifth-round selection LB **Nic Harris**
- July 25 Agreed to terms with fourth-round selection TE **Shawn Nelson**. Placed WRs **James Hardy** and **CJ Hawthorne** on Active/Physically Unable to Perform. Waived LB **John DiGiorgio**.
- July 26 Signed second-round selection OL **Andy Levitre**, LB **John DiGiorgio** placed on Injured Reserve.
- July 28 Announced RB **Justise Hairston** has been Waived/Injured.
- July 29 Signed first-round selection OL **Eric Wood** and second-round pick DB **Jairus Byrd**. **Byrd** placed on Active/Non-Football Injury list. Signed unrestricted free agent WR **Shaine Smith** and WR **PK Sam** has been Waived/Injured. RB **Justise Hairston** placed on Injured Reserve.
- July 30 WR **PK Sam** placed on Injured Reserve.
- July 31 WR **CJ Hawthorne** activated from Active/Physically Unable to Perform list. WR **PK Sam** waived from Injured Reserve.
- August 1 Signed free agents DL **Corey Mace** and CB **Antwain Spann**. DL **Ventrell Jenkins** Waived/Injured and K **Danny Urrego** waived.

2009 TRANSACTIONS (CONT'D)

- August 6 Signed DT **Derrick Jones**. DL **David Lindquist** Waived/Left Squad.
- August 7 Signed DE **Ataefiok Etukeren**. DB **Antwain Spann** released.
- August 11 Signed DB **Antwain Spann** and OL **Christian Gaddis**. DE **Jermaine McGhee** and OL **Marvin Philip** Waived/Injured.
- August 12 Released DB **Dustin Fox**. DE **Jermaine McGhee** and OL **Marvin Philip** placed on Injured Reserve.
- August 13 Signed undrafted rookie free agent LB **Ryan Manalac**.
- August 17 DB **Jairus Byrd** removed from Active/Non Football Injury and placed on Active Roster.
- August 19 Waived LS **Ryan Neill**. Signed LB **Solomon Elimimian**.
- August 21 Signed first-round selection DE **Aaron Maybin**. DE **Ventrell Jenkins** released from Injured Reserve and DB **Antwain Spann** waived.
- Sept. 1 Signed unrestricted free agent TE **Tyson DeVree**. Waived OL **Chris Denman** and WR **Shaine Smith**.
TE **Travis McCall**, DB **Lydell Sargeant** and DT **Marcus Smith** Waived/Injured.
- Sept. 2 Released LB **Pat Thomas**. TE **Travis McCall**, DB **Lydell Sargeant** and DT **Marcus Smith** placed on Injured Reserve.
- Sept. 3 TE **Travis McCall** released from Injured Reserve.
- Sept. 5 Released QB **Matt Baker**, LB **Alvin Bowen**, DE **Copeland Bryan**, OL **Kirk Chambers**, TE **Tyson DeVree**, DE **Ataefiok Etukeren**, OL **Christian Gaddis**, RB **Bruce Hall**, DB **Cary Harris**, WR **C.J. Hawthorne**, OL **Nick Hennessey**, WR **Felton Huggins**, DT **Derrick Jones**, DT **Corey Mace**, LB **Ryan Manalac**, RB **Dominic Rhodes** and TE **Jonathan Stupar**.
OL **Brandon Rodd** has been Waived/Injured.
LB **John DiGiorgio** has been Waived/Failed Physical.
WR **James Hardy** has been placed on Reserve/Physically Unable to Perform.
- Sept. 6 Placed LB **Alvin Bowen**, RB **Bruce Hall**, DB **Cary Harris**, WR **C.J. Hawthorne**, OL **Nick Hennessey**, WR **Felton Huggins**, DT **Corey Mace** and TE **Jonathan Stupar** on Practice Squad.
Released OL **Brandon Rodd** from Injured Reserve.

BY EXPERIENCE

ROSTER SIZE: 53 as of 9/5/09

14 YEARS (1)

Terrell Owens

10 YEARS (1)

Rian Lindell

9 YEARS (3)

Brian Moorman
Aaron Schobel
Marcus Stroud

8 YEARS (4)

Ryan Denney
Seth McKinney
Josh Reed
Langston Walker

7 YEARS (5)

Drayton Florence
Chris Kelsay
Terrence McGee
Kawika Mitchell
Bryan Scott

6 YEARS (2)

Lee Evans
Spencer Johnson

5 YEARS (3)

Corey McIntyre
Roscoe Parrish
Geoff Hangartner

4 YEARS (8)

Brad Butler
Keith Ellison
John McCargo
Donte Whitner
Kyle Williams
George Wilson
Ashton Youboty
Ryan Fitzpatrick

3 YEARS (8)

Trent Edwards
Gibran Hamdan
Fred Jackson
Justin Jenkins
Marshawn Lynch
Paul Posluszny
Derek Schouman
Jonathan Scott
John Wendling

2 YEARS (8)

Marcus Buggs
Reggie Corner
Jon Corto
Chris Ellis
Derek Fine
James Hardy
Steve Johnson
Leodis McKelvin
Xavier Omon

1 YEAR (1)

Demetrius Bell

Rookie (9)

Jairus Byrd
Nic Harris
Ellis Lankster
Andy Levitre
Aaron Maybin
Shawn Nelson
Ashlee Palmer
Garrison Sanborn
Eric Wood

2009 BUFFALO BILLS ROSTER BY POSITION HEAD COACH DICK JAURON

Offense: 23

Coordinator: Turk Schonert

Quality Control Coach: Nathaniel Hackett

QUARTERBACKS (3)

Coach: Alex Van Pelt

| No | Name | Pos | HT | WT | Exp | College |
|----|-------------------|-----|-----|-----|-----|----------|
| 5 | Edwards, Trent | QB | 6'4 | 231 | 3 | Stanford |
| 10 | Hamdan, Gibran | QB | 6'4 | 220 | 3 | Indiana |
| 14 | Fitzpatrick, Ryan | QB | 6'4 | 225 | 4 | Harvard |

RUNNING BACKS (3)

Coach: Eric Studesville

| No | Name | Pos | HT | WT | Exp | College |
|----|-----------------|-----|------|-----|-----|---------------|
| 22 | Jackson, Fred | RB | 6'1 | 215 | 3 | Coe College |
| 23 | Lynch, Marshawn | RB | 5'11 | 215 | 3 | California |
| 38 | McIntyre, Corey | FB | 6'0 | 258 | 5 | West Virginia |
| 44 | Omon, Xavier | RB | 5'11 | 227 | 2 | NW Missouri |

WIDE RECEIVERS (6)

Coach: Tyke Tolbert

| No | Name | Pos | HT | WT | Exp | College |
|----|-----------------|-----|------|-----|-----|-----------------------|
| 11 | Parrish, Roscoe | WR | 5'9 | 171 | 5 | Miami |
| 13 | Johnson, Steve | WR | 6'2 | 202 | 2 | Kentucky |
| 17 | Jenkins, Justin | WR | 6'0 | 207 | 3 | Mississippi State |
| 81 | Owens, Terrell | WR | 6'3 | 224 | 14 | Tennessee-Chattanooga |
| 82 | Reed, Josh | WR | 5'10 | 210 | 8 | LSU |
| 83 | Evans, Lee | WR | 5'10 | 197 | 6 | Wisconsin |
| 84 | Hardy, James | WR | 6'5 | 220 | 2 | Indiana |

TIGHT ENDS (3)

Coach: Charlie Coiner

| No | Name | Pos | HT | WT | Exp | College |
|----|-----------------|-----|-----|-----|-----|----------------------|
| 80 | Schouman, Derek | TE | 6'2 | 223 | 3 | Boise State |
| 86 | Fine, Derek | TE | 6'3 | 247 | 2 | Kansas |
| 89 | Nelson, Shawn | TE | 6'5 | 240 | R | Southern Mississippi |

OFFENSIVE LINE (8)

Coach: Sean Kugler

Assistant: Ray Brown

| No | Name | Pos | HT | WT | Exp | College |
|----|-------------------|-----|-----|-----|-----|--------------------|
| 60 | Butler, Brad | OL | 6'7 | 315 | 4 | Virginia |
| 63 | Hangartner, Geoff | OL | 6'5 | 301 | 5 | Texas A&M |
| 66 | McKinney, Seth | OL | 6'3 | 310 | 8 | Texas A&M |
| 67 | Levitte, Andy | OL | 6'2 | 305 | R | Oregon State |
| 68 | Walker, Langston | OL | 6'8 | 366 | 8 | California |
| 70 | Wood, Eric | OL | 6'3 | 310 | R | Louisville |
| 77 | Bell, Demetrius | OL | 6'5 | 307 | 1 | Northwestern State |
| 79 | Scott, Jonathan | OL | 6'6 | 318 | 3 | Texas |

Defense: 27

Coordinator: Perry Fewell

Quality Control Coach: Adrian White

DEFENSIVE LINE (9)

Coach: Bob Sanders

| No | Name | Pos | HT | WT | Exp | College |
|----|------------------|-------|-----|-----|-----|----------------------|
| 58 | Maybin, Aaron | LB/DE | 6'4 | 250 | R | Penn State |
| 90 | Kelsay, Chris | DE | 6'4 | 261 | 7 | Nebraska |
| 91 | Johnson, Spencer | DT | 6'3 | 286 | 6 | Auburn |
| 92 | Denney, Ryan | DE | 6'7 | 264 | 8 | BYU |
| 93 | Ellis, Chris | DE | 6'4 | 261 | 2 | Virginia Tech |
| 94 | Schobel, Aaron | DE | 6'4 | 243 | 9 | TCU |
| 95 | Williams, Kyle | DT | 6'1 | 306 | 4 | LSU |
| 97 | McCargo, John | DT | 6'2 | 307 | 4 | North Carolina State |
| 99 | Stroud, Marcus | DT | 6'6 | 310 | 9 | Georgia |

LINEBACKERS (7)

Coach: Matt Sheldon

Assistant: DeMontie Cross

| No | Name | Pos | HT | WT | Exp | College |
|----|------------------|-----|------|-----|-----|---------------|
| 51 | Posluszny, Paul | LB | 6'1 | 238 | 3 | Penn State |
| 53 | Buggs, Marcus | LB | 5'10 | 223 | 2 | Vanderbilt |
| 54 | Harris, Nic | LB | 6'2 | 232 | R | Oklahoma |
| 55 | Mitchell, Kawika | LB | 6'1 | 253 | 7 | South Florida |
| 56 | Ellison, Keith | LB | 6'0 | 229 | 4 | Oregon State |
| 57 | Corto, Jon | LB | 6'1 | 220 | 2 | Sacred Heart |
| 59 | Palmer, Ashlee | LB | 6'1 | 236 | R | Mississippi |

DEFENSIVE BACKS (11)

Coach: George Catavolos

| No | Name | Pos | HT | WT | Exp | College |
|----|-------------------|-----|------|-----|-----|--------------------|
| 20 | Whitner, Donte | S | 5'10 | 208 | 4 | Ohio State |
| 21 | Wendling, John | S | 6'1 | 222 | 3 | Wyoming |
| 24 | McGee, Terrence | CB | 5'9 | 198 | 7 | Northwestern State |
| 25 | Lankster, Ellis | DB | 5'11 | 190 | R | West Virginia |
| 26 | Youboty, Ashton | CB | 5'11 | 189 | 4 | Ohio State |
| 27 | Corner, Reggie | CB | 5'9 | 175 | 2 | Akron |
| 28 | McKelvin, Leodis | CB | 5'10 | 184 | 2 | Troy |
| 29 | Florence, Drayton | CB | 6'0 | 195 | 7 | Tuskegee |
| 31 | Byrd, Jairus | DB | 5'10 | 200 | R | Oregon |
| 37 | Wilson, George | S | 6'0 | 212 | 4 | Arkansas |
| 43 | Scott, Bryan | S | 6'1 | 219 | 7 | Penn State |

SPECIAL TEAMS (3)

Coach: Bobby April

Assistant: DeMontie Cross

| No | Name | Pos | HT | WT | Exp | College |
|----|-------------------|-----|-----|-----|-----|-----------------|
| 8 | Moorman, Brian | P | 6'0 | 172 | 9 | Pittsburg State |
| 9 | Lindell, Rian | K | 6'3 | 233 | 10 | Washington St. |
| 65 | Sanborn, Garrison | LS | 6'0 | 240 | R | Florida State |



LAST WEEK

Flip Card and Gamebook

PRESEASON GAME #5
Buffalo Bills vs. Detroit Lions
Thursday, September 3, 2009

BUFFALO BILLS

| NO | NAME | POS |
|-----|-------------------|-----|
| 5 | Trent Edwards | QB |
| 8 | Brian Moorman | P |
| 9 | Rian Lindell | K |
| 10 | Gibran Hamdan | QB |
| 11 | Roscoe Parrish | WR |
| 13 | Steve Johnson | WR |
| 14 | Ryan Fitzpatrick | QB |
| 15 | Felton Huggins | WR |
| 16 | Matt Baker | QB |
| 17 | Justin Jenkins | WR |
| 18 | CJ Hawthorne | WR |
| 20 | Donte Whitner | WR |
| 21 | John Wendling | S |
| 22 | Fred Jackson | RB |
| 23 | Marshawn Lynch | RB |
| 24 | Terrence McGee | CB |
| 26 | Ashton Youtby | CB |
| 27 | Reggie Corner | CB |
| 28 | Leodis McKelvin | CB |
| 29 | Drayton Florence | CB |
| 30 | Ko Simpson | S |
| 31 | Jairus Byrd | DB |
| 33 | Dominic Rhodes | RB |
| 37 | George Wilson | S |
| 38 | Corey McIntyre | FB |
| 40 | Lydell Sargeant | DB |
| 42 | Bruce Hall | RB |
| 43 | Bryan Scott | S |
| 44 | Xavier Omon | RB |
| 46 | Ellis Lankster | DB |
| 47 | Cary Harris | DB |
| 48 | Travis McCall | TE |
| 50 | Alvin Bowen | LB |
| 51 | Paul Posluszny | LB |
| 53 | Marcus Buggs | LB |
| 54 | Nic Harris | LB |
| 55 | Kawika Mitchell | LB |
| 56 | Keith Ellison | LB |
| 57 | Jon Corto | LB |
| 58 | Aaron Maybin | DE |
| 59 | Pat Thomas | LB |
| 60 | Brad Butler | OL |
| 61D | Christian Gaddis | OL |
| 61D | Ryan Manalac | LB |
| 62 | Brandon Rood | OL |
| 63 | Geoff Hangartner | C |
| 64 | Ashlee Palmer | LB |
| 65 | Derrick Jones | DT |
| 66 | Seth McKinney | OL |
| 67 | Andy Levitre | LG |
| 68 | Langston Walker | T |
| 69 | Garrison Sanborn | LS |
| 70 | Eric Wood | RG |
| 71 | Ataefio Etukeren | DE |
| 72 | Solomon Elimimian | LB |
| 73 | Kirk Chambers | T |
| 74 | Nick Hennessey | OL |
| 75 | Corey Mace | DL |
| 76 | Chris Denman | OL |
| 77 | Demetrius Bell | T |
| 79 | Jonathan Scott | T |
| 80 | Derek Schoorman | TE |
| 81 | Terrell Owens | WR |
| 82 | Josh Reed | WR |
| 83 | Lee Evans | WR |
| 86 | Derek Fine | WR |
| 87 | Shaime Smith | TE |
| 88 | Jonathan Stupar | TE |
| 89 | Shawn Nelson | TE |
| 90 | Chris Kelsay | DE |
| 91 | Spencer Johnson | DT |
| 92 | Ryan Denney | DE |
| 93 | Chris Ellis | DE |
| 94 | Aaron Schobel | DE |
| 95 | Kyle Williams | DT |
| 96 | Copeland Bryan | DE |
| 97 | John McCargo | DT |
| 98 | Marcus Smith | DE |
| 99 | Marcus Stroud | DT |

PRONUNCIATIONS

Elimimian, Solomon.....el-i-l-MIM-me-an
 Etukeren, Ataefio.....ee-KY-kah ah-LA-mah
 Hamdan, Gibran.....Jib-raun ham-din
 Kelsay, Chris.....KEL-see
 (Continued on reverse side)

INACTIVE

1. _____
2. _____
3. _____
4. _____
5. _____
6. _____
7. _____
8. _____

BUFFALO BILLS vs. DETROIT LIONS

Thursday, September 3, 2009 - 6:30 PM

Ralph Wilson Stadium, Orchard Park, New York

BILLS OFFENSE

| | | | | | |
|----|---------------------|---------------------|----------------------|------------------|------------------|
| WR | 83 Lee Evans | 11 Roscoe Parrish | 15 Felton Huggins | 18 CJ Hawthorne | 87 Shaime Smith |
| LT | 68 Langston Walker | 73 Kirk Chambers | 79 Jonathan Scott | | |
| LG | 67 Andy Levitre | | | | |
| C | 63 Geoff Hangartner | 62 Brandon Rood | 61O Christian Gaddis | | |
| RG | 70 Eric Wood | 66 Seth McKinney | 76 Chris Denman | | |
| RT | 60 Brad Butler | 77 Demetrius Bell | 74 Nick Hennessey | | |
| TE | 80 Derek Schoorman | 86 Derek Fine | 88 Jonathan Stupar | 89 Shawn Nelson | 48 Travis McCall |
| QB | 5 Trent Edwards | 14 Ryan Fitzpatrick | 10 Gibran Hamdan | 16 Matt Baker | |
| RB | 23 Marshawn Lynch | 22 Fred Jackson | 33 Dominic Rhodes | 44 Xavier Omon | 42 Bruce Hall |
| WR | 82 Josh Reed | 38 Corey McIntyre | | | |
| WR | 81 Terrell Owens | 84 (James Hardy) | 17 Justin Jenkins | 13 Steve Johnson | |

LIONS DEFENSE

| | | | | | |
|------|---------------------|----------------------|-------------------------|--|--------------------|
| LE: | 67 Jason Hunter | 96 Andre Fluellen | 69 Ryan Kees | | |
| DT: | 90 Grady Jackson | 79 Sammie Hill | 98 Landon Cohen | | 90 Orien Harris |
| DT: | 91 Chuck Darby | 71 Shaun Smith | 97 Ikaika Alama-Francis | | |
| RE: | 99 Dewayne White | 92 Cliff Avril | 61 Sean Conover | | 94 Orion Martin |
| OLB: | 59 Julian Peterson | 52 Darnell Bing | 57 Jordan Dizon | | 48 Rufus Alexander |
| MLB: | 55 Larry Foote | 54 DeAndre Levy | | | |
| OLB: | 50 Ernie Sims | 58 Spenser Smith | 47w Robert Francois | | 49 Zack Follett |
| LOB: | 32 Anthony Henry | 41 William James | 38 Chris Roberson | | 30 Dexter Wynn |
| RCB: | 31 Phillip Buchanan | 29 Eric King | 38 Ramzee Robinson | | 23 Keith Smith |
| SS: | 24 Kalvin Pearson | 35 LaMarcus Hicks | 42 Calvin Lowry | | |
| FS: | 40 Marquand Manuel | 39 Stuart Schweigert | 26 Louis Delmas | | |

BILLS SPECIALISTS

| | | | | | |
|-----|---------------------|-------------------|--|--|--------------|
| K | 9 Rian Lindell | | | | |
| P | 8 Brian Moorman | | | | |
| KO | 9 Rian Lindell | | | | |
| KOR | 28 Leodis McKelvin | 24 Terrence McGee | | | |
| PR | 11 Roscoe Parrish | 22 Fred Jackson | | | 82 Josh Reed |
| LS | 69 Garrison Sanborn | | | | |
| H | 8 Brian Moorman | | | | |

Rookie players are underlined.
 Injured players in parenthesis.

TODAY'S OFFICIALS

Referee: Trainer – John Parry (132), Referee: Trainee – Wayne Mackie (106), Umpire – Dan Ferrell (64), Head Linesman – TomStabile (24), Line Judge – Ron Marinucci (107), Field Judge – Scott Edwards (3), Side Judge – Keith Washington (7), Back Judge – Perry Paganelli (46), Instant Replay Video Assistant – Ken Dollar

BILLS DEFENSE

| | | | | |
|-----|--------------------|--------------------|------------------|----------------------|
| LE | 90 Chris Kelsay | 92 Ryan Denney | 58 Aaron Maybin | 75 Corey Mace |
| LT | 99 Marcus Stroud | 91 Spencer Johnson | 65 Derrick Jones | |
| RT | 95 Kyle Williams | 97 John McCargo | 98 Marcus Smith | |
| RE | 94 Aaron Schobel | 96 Copeland Bryan | 93 Chris Ellis | 71 Ataefio Etukeren |
| WLB | 56 Keith Ellison | 53 Marcus Buggs | 54 Nic Harris | 64 Ashlee Palmer |
| MLB | 51 Paul Posluszny | 59 Pat Thomas | 61D Ryan Manalac | 72 Solomon Elimimian |
| SLB | 55 Kawika Mitchell | 50 Alvin Bowen | 57 Jon Corto | |
| LCB | 24 Terrence McGee | 27 Reggie Corner | 26 Ashton Youtby | 29 Drayton Florence |
| SS | 43 Bryan Scott | 37 George Wilson | 21 John Wendling | |
| FS | 20 Donte Whitner | 30 Ko Simpson | 31 Jairus Byrd | |
| RCB | 28 Leodis McKelvin | 46 Ellis Lankster | 47 Cary Harris | 40 Lydell Sargeant |

LIONS OFFENSE

| | | | | |
|-----|---------------------|----------------------|----------------------|-----------------------|
| WR: | 80 Bryant Johnson | 83 Keary Colbert | 18 Eric Fowler | 12 Derrick Williams |
| | | 14 Demir Boldin | | 86 (Dennis Northcutt) |
| LT: | 76 Jeff Backus | 72 Ephraim Salaam | 78 Lydon Murtha | |
| LG: | 70 Daniel Loper | 63 Manny Ramirez | 73 Milford Brown | |
| C: | 51 Dominic Raiola | 65 Dylan Gandy | 64 Dan Gerberry | |
| RG | 66 Stephen Peterman | 62 Terrence Metcalf | | |
| RT: | 77 Gosder Cherilus | 68 Jon Jansen | | |
| TE: | 89 Will Heller | 84 Brandon Pettigrew | 82 Casey FitzSimmons | 47b Dan Gronkowski |
| WR: | 81 Calvin Johnson | 16 John Standerford | 87 Dane Looker | 17 Adam Jennings |
| QB: | 11 Daunte Culpepper | 9 Matthew Stafford | 5 Drew Stanton | 10 Billy McMullen |
| FB: | 44 Terrelle Smith | 45 Jerome Felton | | |
| RB: | 34 Kevin Smith | 28 Maurice Morris | 36 Aveion Cason | 21 Aaron Brown |

LIONS SPECIALISTS

| | | | | |
|-----|---------------------|---------------------|---------------------|---------------------|
| PK: | 4 (Jason Hanson) | 15 Billy Cundiff | | |
| P: | 2 Nick Harris | | | |
| H: | 2 Nick Harris | | | |
| LS: | 48 Don Muhlbach | | | |
| PR: | 31 Phillip Buchanan | 86 Dennis Northcutt | 17 Adam Jennings | 12 Derrick Williams |
| KR: | 36 Aveion Cason | 21 Aaron Brown | 12 Derrick Williams | |

Rookie players are underlined.
 Injured players in parenthesis.

DETROIT LIONS

| NO | NAME | POS |
|-----|----------------------|-----|
| 2 | Nick Harris | P |
| 4 | Jason Hanson | K |
| 5 | Drew Stanton | QB |
| 9 | Matthew Stafford | QB |
| 10 | Billy McMillen | WR |
| 11 | Daunte Culpepper | WR |
| 12 | Derrick Williams | QB |
| 14 | Demir Boldin | WR |
| 15 | Billy Cundiff | K |
| 16 | John Standeford | WR |
| 17 | Adam Jennings | WR |
| 21 | Aaron Brown | WR |
| 23 | Keith Smith | CB |
| 24 | Kalvin Pearson | S |
| 25 | Allen Ervin | RB |
| 26 | Louis Delmas | S |
| 28 | Maurice Morris | RB |
| 29 | Eric King | CB |
| 30 | Dexter Wynn | CB |
| 31 | Phillip Buchanan | CB |
| 32 | Anthony Henry | CB |
| 33 | Chris Roberson | CB |
| 34 | Kevin Smith | RB |
| 35 | LaMarcus Hicks | S |
| 36 | Aveion Cason | RB |
| 38 | Ramzee Robinson | CB |
| 39 | Stuart Schweigert | S |
| 40 | Marquand Manuel | S |
| 41 | William James | S |
| 42 | Calvin Lowry | CB |
| 43 | Tristan Davis | S |
| 44 | Terrelle Smith | FB |
| 45 | Jerome Felton | FB |
| 46 | Carson Butler | TE |
| 47b | Francois, Robert | LB |
| 48 | Dan Gronkowski | TE |
| 48 | Don Muhlbach | LS |
| 48 | Rufus Alexander | LB |
| 49 | Zack Follett | LB |
| 50 | Ernie Sims | LB |
| 51 | Dominic Raiola | C |
| 52 | Darnell Bing | LB |
| 54 | Deandre Levy | LB |
| 55 | Larry Foote | LB |
| 57 | Jordon Dizon | LB |
| 58 | Spenser Smith | LB |
| 59 | Julian Peterson | LB |
| 60 | Orien Harris | DT |
| 61 | Sean Conover | DE |
| 62 | Metcalf, Terrence | G |
| 63 | Manny Ramirez | G |
| 64 | Dan Gerberry | C |
| 65 | Dylan Gandy | C |
| 66 | Stephen Peterman | G |
| 67 | Jason Hunter | LB |
| 68 | Jon Jansen | T |
| 69 | Ryan Kees | DE |
| 70 | Daniel Loper | G |
| 71 | Shaun Smith | DT |
| 72 | Ephraim Salaam | T |
| 73 | Milford Brown | G |
| 76 | Jeff Backus | T |
| 77 | Gosder Cherilus | T |
| 78 | Lydon Murtha | T |
| 79 | Sammie Hill | DT |
| 80 | Bryant Johnson | WR |
| 81 | Calvin Johnson | WR |
| 82 | Casey FitzSimmons | TE |
| 83 | Keary Colbert | WR |
| 84 | Brandon Pettigrew | TE |
| 86 | Dennis Northcutt | WR |
| 87 | Dane Looker | WR |
| 89 | Will Heller | TE |
| 90 | Grady Jackson | DT |
| 91 | Chuck Darby | DT |
| 92 | Cliff Avril | DE |
| 94 | Orion Martin | DE |
| 96 | Andre Fluellen | DE |
| 97 | Ikaika Alama-Francis | DE |
| 98 | Landon Cohen | DT |
| 99 | Dewayne White | DE |

PRONUNCIATIONS

Ikaika Alama-Francis.....ee-KY-kah ah-LA-mah
 Cliff Avril.....A-vrill
 Aveion Cason.....AVE-ee-on CASe-on
 Gosder Cherilus.....GOS-der SHARE-un-luss
 Jared DeVries.....de-VREEZ
 (Continued on reverse side)

INACTIVE

1. _____
2. _____
3. _____
4. _____
5. _____
6. _____
7. _____
8. _____

BUFFALO BILLS

| NO | NAME | HT | WT | AGE | EXP | COLLEGE | POS |
|-----|-------------------------|------|-----|-----|-----|------------------------|-----|
| 16 | Baker, Matt..... | 6-4 | 231 | 25 | 3 | Stanford | QB |
| 77 | Bell, Demetrius..... | 6-4 | 172 | 33 | 9 | Pittsburg State | P |
| 50 | Bowen, Alvin..... | 6-3 | 230 | 32 | 10 | Washington St. | QB |
| 96 | Bryan, Copeland..... | 6-4 | 233 | 26 | 3 | Indiana | QB |
| 53 | Buggs, Marcus..... | 6-4 | 171 | 27 | 5 | Miami | WR |
| 60 | Roscoe Parrish..... | 5-9 | 202 | 23 | 2 | Kentucky | WR |
| 14 | Butler, Brad..... | 6-2 | 225 | 26 | 4 | Harvard | QB |
| 31 | Byrd, Jarius..... | 6-2 | 186 | 26 | 4 | Harvard | QB |
| 73 | Chambers, Kirk..... | 6-2 | 186 | 26 | 4 | Southeastern Louisiana | WR |
| 27 | Cornor, Reggie..... | 6-2 | 217 | 26 | 1 | North Carolina | WR |
| 16 | Matt Baker..... | 6-0 | 207 | 28 | 3 | Mississippi State | QB |
| 57 | Corto, Jon..... | 6-0 | 207 | 28 | 3 | Mississippi State | WR |
| 17 | Justin Jenkins..... | 5-11 | 168 | 25 | 4 | Hawaii | WR |
| 76 | Denman, Chris..... | 5-11 | 168 | 25 | 4 | Hawaii | WR |
| 18 | CJ Hawthorne..... | 5-10 | 208 | 24 | 1 | Ohio State | WR |
| 92 | Denman, Ryan..... | 5-10 | 208 | 24 | 1 | Ohio State | S |
| 20 | Donte Whitner..... | 6-1 | 222 | 26 | 3 | Wyoming | S |
| 5 | Edwards, Trent..... | 6-1 | 215 | 28 | 3 | Coe College | RB |
| 72 | Elimimian, Solomon..... | 5-11 | 215 | 23 | 3 | California | RB |
| 93 | Ellis, Chris..... | 5-11 | 198 | 23 | 7 | Northwestern State | RB |
| 23 | Marshawn Lynch..... | 5-9 | 198 | 28 | 7 | Northwestern State | CB |
| 56 | Elison, Keith..... | 5-11 | 189 | 25 | 4 | Ohio State | CB |
| 71 | Etukeren, Ataeflok..... | 5-9 | 189 | 25 | 4 | Akron | CB |
| 83 | Evans, Lee..... | 5-9 | 175 | 25 | 2 | Troy | CB |
| 86 | Evans, Lee..... | 5-10 | 184 | 23 | 2 | Troy | CB |
| 28 | Reggie Corner..... | 6-0 | 195 | 28 | 7 | Tuskegee | S |
| 29 | Leodis McKelvin..... | 6-1 | 202 | 25 | 3 | South Carolina | S |
| 29 | Drayton Florence..... | 5-10 | 200 | 22 | 9 | Oregon | RB |
| 30 | Ko Simpson..... | 5-10 | 200 | 22 | 9 | Oregon | RB |
| 31 | Jarius Byrd..... | 5-9 | 203 | 30 | 9 | Midwestern State | RB |
| 33 | Dominic Rhodes..... | 6-0 | 212 | 28 | 4 | Arkansas | S |
| 42 | Hall, Bruce..... | 6-0 | 258 | 30 | 5 | West Virginia | S |
| 10 | Hamdan, Gibran..... | 6-0 | 258 | 30 | 5 | West Virginia | FB |
| 37 | George Wilson..... | 6-1 | 187 | 22 | 4 | Penn State | FB |
| 38 | Corey McIntyre..... | 6-1 | 187 | 22 | 4 | Penn State | DB |
| 63 | Hangartner, Geoff..... | 5-11 | 205 | 24 | 1 | Mississippi | DB |
| 40 | Lydell Sargeant..... | 6-1 | 219 | 28 | 7 | Penn State | RB |
| 42 | Bruce Hall..... | 5-11 | 205 | 24 | 1 | Penn State | S |
| 44 | Bryan Scott..... | 5-11 | 227 | 24 | 2 | NW Missouri | RB |
| 43 | Xavier Omon..... | 5-9 | 190 | 22 | 4 | West Virginia | RB |
| 46 | Ellis Lankster..... | 5-11 | 187 | 22 | 4 | USC | DB |
| 47 | Cary Harris..... | 6-2 | 226 | 22 | 4 | West Virginia | TE |
| 22 | Jackson, Fred..... | 6-2 | 226 | 22 | 4 | West Virginia | TE |
| 17 | Jenkins, Justin..... | 6-1 | 222 | 25 | 4 | Alabama | LB |
| 50 | Alvin Bowen..... | 6-1 | 222 | 25 | 4 | Iowa State | LB |
| 51 | Johnson, Spencer..... | 6-1 | 238 | 24 | 3 | Penn State | LB |
| 13 | Johnson, Steve..... | 5-10 | 223 | 23 | 2 | Penn State | LB |
| 65 | Jones, Derrick..... | 6-2 | 232 | 22 | 4 | Vanderbilt | LB |
| 54 | Nic Harris..... | 6-2 | 232 | 22 | 4 | Oklahoma | LB |
| 90 | Kelsay, Chris..... | 6-1 | 259 | 29 | 5 | South Florida | LB |
| 46 | Lankster, Ellis..... | 6-0 | 223 | 22 | 4 | Oregon State | LB |
| 55 | Kawika Mitchell..... | 6-1 | 259 | 29 | 5 | Sacred Heart | LB |
| 67 | Levitte, Andy..... | 6-1 | 220 | 24 | 2 | Penn State | LB |
| 9 | Lindell, Rian..... | 6-4 | 250 | 21 | 2 | Penn State | C |
| 23 | Lynch, Marshawn..... | 6-1 | 237 | 26 | 5 | North Carolina State | LB |
| 75 | Mace, Corey..... | 6-1 | 237 | 26 | 5 | North Carolina State | LB |
| 61D | Manalac, Ryan..... | 6-7 | 315 | 25 | 4 | Virginia | OL |
| 61D | Manalac, Ryan..... | 6-7 | 315 | 25 | 4 | Virginia | OL |
| 58 | Maybin, Aaron..... | 6-0 | 300 | 24 | 4 | Villanova | OL |
| 48 | McCall, Travis..... | 6-0 | 305 | 23 | 1 | Cincinnati | OL |
| 58 | McCall, Travis..... | 6-0 | 305 | 23 | 1 | Cincinnati | OL |
| 97 | McCargo, John..... | 6-4 | 335 | 23 | 1 | Arizona State | OL |
| 24 | McGehee, Terrence..... | 6-5 | 301 | 27 | 5 | Texas A&M | OL |
| 63 | Geoff Hangartner..... | 6-5 | 301 | 27 | 5 | Texas A&M | C |
| 64 | Ashlee Palmer..... | 6-1 | 236 | 23 | 3 | Mississippi | LB |
| 65 | Derrick Jones..... | 6-4 | 315 | 23 | 3 | Grand Valley State | LB |
| 66 | Seth McKinney..... | 6-3 | 310 | 30 | 8 | Texas A&M | DT |
| 67 | Andy Levine..... | 6-2 | 305 | 23 | 3 | Oregon State | DT |
| 68 | Langston Walker..... | 6-0 | 366 | 29 | 8 | California | LG |
| 68 | Langston Walker..... | 6-0 | 366 | 29 | 8 | California | T |
| 69 | Garrison Sanborn..... | 6-8 | 240 | 24 | 2 | Florida State | LS |
| 70 | Eric Wood..... | 6-4 | 315 | 23 | 3 | Louisville | RG |
| 71 | Ataeflok Etukeren..... | 6-3 | 225 | 22 | 2 | Georgetown | DE |
| 72 | Solomon Elimimian..... | 5-11 | 225 | 22 | 2 | Hawaii | DE |
| 73 | Kirk Chambers..... | 6-7 | 315 | 30 | 5 | Stanford | T |
| 74 | Nick Hennessey..... | 6-5 | 291 | 30 | 2 | Colgate | OL |
| 75 | Corey Mace..... | 6-3 | 287 | 23 | 2 | Wyoming | DL |
| 75 | Corey Mace..... | 6-3 | 287 | 23 | 2 | Wyoming | DL |
| 77 | Chris Denman..... | 6-7 | 315 | 25 | 1 | Fresno State | OL |
| 77 | Chris Denman..... | 6-7 | 315 | 25 | 1 | Fresno State | T |
| 79 | Demetrius Bell..... | 6-5 | 307 | 25 | 1 | Northwestern State | T |
| 80 | Derek Schouman..... | 6-6 | 318 | 26 | 3 | Texas | TE |
| 81 | Terrill Owens..... | 6-2 | 223 | 24 | 3 | Texas | WR |
| 82 | Josh Reed..... | 5-10 | 210 | 29 | 14 | Tennessee-Chattanooga | WR |
| 83 | Lee Evans..... | 6-3 | 197 | 28 | 6 | LSU | WR |
| 83 | Lee Evans..... | 6-3 | 197 | 28 | 6 | LSU | WR |
| 86 | Derek Fine..... | 6-3 | 247 | 26 | 2 | Boise State | TE |
| 79 | Scott, Jonathan..... | 6-2 | 189 | 25 | 1 | Kansas | WR |
| 87 | Shaine Smith..... | 6-3 | 254 | 25 | 1 | Hofstra | WR |
| 88 | Jonathan Stupar..... | 6-3 | 254 | 25 | 1 | Hofstra | WR |
| 30 | Simpson, Ko..... | 6-0 | 240 | 23 | 1 | Virginia | S |
| 89 | Shawn Nelson..... | 6-4 | 240 | 23 | 1 | Virginia | S |
| 87 | Smith, Shaine..... | 6-4 | 261 | 29 | 7 | Southern Mississippi | TE |
| 90 | Chris Kelsay..... | 6-3 | 261 | 29 | 7 | Nebraska | DE |
| 91 | Spencer Johnson..... | 6-3 | 286 | 27 | 6 | Auburn | DT |
| 92 | Ryan Denney..... | 6-7 | 264 | 32 | 8 | BYU | DE |
| 93 | Chris Ellis..... | 6-4 | 261 | 24 | 2 | Virginia Tech | DE |
| 94 | Aaron Schobel..... | 6-4 | 243 | 31 | 9 | TCU | DE |
| 94 | Aaron Schobel..... | 6-4 | 243 | 31 | 9 | TCU | DE |
| 95 | Kyle Williams..... | 6-1 | 306 | 26 | 2 | LSU | DT |
| 96 | Copeland Bryan..... | 6-4 | 253 | 26 | 2 | Arizona | S |
| 97 | John McCargo..... | 6-2 | 307 | 26 | 4 | North Carolina State | DT |
| 97 | John McCargo..... | 6-2 | 307 | 26 | 4 | North Carolina State | DT |
| 98 | Marcus Smith..... | 6-4 | 295 | 25 | 1 | Arizona | DE |
| 98 | Marcus Smith..... | 6-4 | 295 | 25 | 1 | Arizona | DE |
| 26 | Youboty, Ashton..... | 6-6 | 310 | 30 | 9 | Georgia | DT |

Head Coach: Dick Jaaron

Assistants:

Assists: John Allaire (Strength and Conditioning); Bobby April (Asst. Head Coach/Special Teams Coordinator); Ray Brown (Asst. Offensive Line); George Catavolos (Defensive Backs); Charlie Coiner (Tight Ends); DeMontie Cross (Asst. Linebackers/Special Teams); Perry Fewell (Defensive Coordinator); Nathaniel Hackett (Offensive Quality Control); Sean Kugler (Offensive Line); Chuck Lester (Asst. to the Head Coach/Special Projects); Sean Sanders (Defensive Line); Turk Schonert (Offensive Coordinator); Matt Sheldon (Linebackers); Eric Studesville (Running Game Coordinator and Running Backs); Tyke Tolbert (Wide Receivers); Alex Van Pelt (Quarterbacks); Adrian White (Defensive Quality Control)

DETROIT LIONS

| NO | NAME | HT | WT | AGE | EXP | COLLEGE | POS |
|-----|----------------------|------|-----|-----|-----|-------------------------|-----|
| 2 | Nick Harris | 6-2 | 198 | 31 | 9 | California | P |
| 4 | Jason Hanson | 6-0 | 210 | 39 | 3 | Washington State | K |
| 5 | Drew Stanton | 6-3 | 230 | 25 | 18 | Michigan State | QB |
| 9 | Matthew Stafford | 6-3 | 232 | 21 | 5 | Georgia | QB |
| 10 | Billy McVulien | 6-4 | 215 | 29 | 1 | Virginia | WR |
| 11 | Daunte Culpepper | 6-4 | 260 | 32 | 11 | Central Florida | WR |
| 12 | Derrick Williams | 5-11 | 197 | 23 | 11 | Penn State | WR |
| 14 | Demir Boldin | 5-11 | 210 | 23 | 11 | Wake Forest | WR |
| 15 | Billy Cundiff | 6-1 | 201 | 29 | 5 | Drake | K |
| 16 | John Standeford | 6-4 | 200 | 27 | 2 | Purdue | WR |
| 17 | Adam Jennings | 5-9 | 180 | 26 | 4 | Fresno State | WR |
| 21 | Aaron Brown | 6-1 | 205 | 23 | 6 | Texas Christian | RB |
| 23 | Keith Smith | 5-11 | 191 | 29 | 3 | McNeese State | CB |
| 24 | Kalvin Pearson | 5-10 | 200 | 30 | 5 | Grambling | S |
| 24 | Allen Ervin | 5-10 | 202 | 24 | 1 | Lambuth | RB |
| 26 | Louis Delmas | 5-11 | 202 | 22 | 2 | Western Michigan | S |
| 28 | Maurice Morris | 5-11 | 216 | 29 | 8 | Oregon | RB |
| 29 | Eric King | 5-10 | 190 | 27 | 5 | Wake Forest | CB |
| 30 | Dexter Wynn | 5-9 | 175 | 28 | 5 | Colorado State | CB |
| 31 | Phillip Buchanon | 6-11 | 186 | 28 | 8 | Miami | CB |
| 32 | Anthony Henry | 6-1 | 207 | 32 | 9 | South Florida | CB |
| 33 | Chris Roberson | 5-11 | 190 | 26 | 4 | Eastern Michigan | CB |
| 34 | Kevin Smith | 6-1 | 217 | 22 | 2 | Central Florida | RB |
| 35 | LaMarcus Hicks | 6-0 | 200 | 26 | 3 | Iowa State | S |
| 36 | Avelon Cason | 5-10 | 215 | 30 | 9 | Illinois State | RB |
| 38 | Ranzee Robinson | 5-10 | 190 | 25 | 3 | Alabama | CB |
| 39 | Stuart Schweigert | 6-1 | 210 | 28 | 6 | Purdue | S |
| 40 | Marquand Manuel | 6-0 | 213 | 30 | 8 | Florida | S |
| 41 | William James | 6-0 | 200 | 30 | 9 | Western Illinois | CB |
| 42 | Calvin Lowry | 5-11 | 200 | 26 | 3 | Penn State | S |
| 43 | Davis, Tristan | 6-1 | 191 | 23 | 10 | Auburn | RB |
| 44 | Terrille Smith | 6-0 | 246 | 31 | 10 | Arizona State | FB |
| 45 | Jerome Felton | 6-0 | 246 | 23 | 2 | Furman | FB |
| 46 | Carson Butler | 6-5 | 250 | 21 | 6 | Michigan | TE |
| 47w | Francois, Robert | 6-2 | 244 | 24 | 2 | Boston College | LB |
| 47b | Dan Gronkowski | 6-5 | 260 | 24 | 24 | Maryland | TE |
| 48 | Don Muhlbach | 6-4 | 265 | 28 | 6 | Texas A&M | LS |
| 48 | Rufus Alexander | 6-1 | 242 | 26 | 2 | Oklahoma | LB |
| 49 | Zack Foltett | 6-1 | 236 | 22 | 2 | California | LB |
| 50 | Ernie Sims | 6-0 | 230 | 24 | 4 | Florida State | LB |
| 51 | Dominic Raiola | 6-1 | 295 | 30 | 9 | Nebraska | C |
| 52 | Darnell Bing | 6-2 | 230 | 24 | 3 | Southern California | LB |
| 54 | Deandre Levy | 6-2 | 238 | 22 | 4 | Wisconsin | LB |
| 55 | Larry Foote | 6-1 | 239 | 29 | 8 | Michigan | LB |
| 57 | Jordon Dizon | 6-0 | 232 | 23 | 2 | Colorado | RB |
| 58 | Spenser Smith | 6-1 | 240 | 22 | 2 | Eastern Michigan | LB |
| 59 | Julian Peterson | 6-3 | 245 | 31 | 8 | Michigan State | LB |
| 60 | Orian Harris | 6-3 | 300 | 26 | 2 | Miami, Fla. | LB |
| 61 | Sean Conover | 6-5 | 275 | 25 | 3 | Bucknell | DT |
| 62 | Metcalf, Terrence | 6-4 | 310 | 31 | 8 | Mississippi | DE |
| 63 | Manny Ramirez | 6-3 | 326 | 26 | 3 | Texas Tech | G |
| 64 | Dan Gerberry | 6-3 | 302 | 23 | 3 | Ball State | C |
| 65 | Dylan Gandy | 6-3 | 295 | 27 | 4 | Texas Tech | C |
| 66 | Stephen Peterman | 6-4 | 323 | 27 | 5 | Louisiana State | G |
| 67 | Jason Hunter | 6-4 | 271 | 26 | 4 | Appalachian State | LB |
| 68 | Jon Jansen | 6-6 | 305 | 33 | 11 | Michigan | T |
| 69 | Ryan Kees | 6-6 | 275 | 23 | 5 | Saint Cloud State | DE |
| 70 | Daniel Loper | 6-6 | 320 | 27 | 5 | Texas Tech | G |
| 71 | Shaun Smith | 6-2 | 325 | 28 | 6 | South Carolina | DT |
| 72 | Ephraim Salaam | 6-7 | 310 | 33 | 12 | San Diego State | T |
| 73 | Jeff Backus | 6-5 | 300 | 29 | 7 | Florida State | G |
| 77 | Gosder Cherilus | 6-7 | 325 | 25 | 2 | Michigan | T |
| 78 | Lydon Murtha | 6-7 | 325 | 23 | 2 | Boston College | T |
| 79 | Sammie Hill | 6-4 | 329 | 22 | 6 | Nebraska | T |
| 80 | Bryant Johnson | 6-3 | 215 | 28 | 8 | Penn State | DT |
| 81 | Calvin Johnson | 6-5 | 236 | 23 | 3 | Georgia Tech | WR |
| 82 | Casey FitzSimmons | 6-4 | 260 | 28 | 7 | Carroll College (Mont.) | WR |
| 83 | Keary Colbert | 6-1 | 205 | 27 | 6 | Southern California | TE |
| 84 | Brandon Pettigrew | 6-5 | 265 | 24 | 10 | Oklahoma State | WR |
| 86 | Dennis Northcutt | 5-11 | 172 | 31 | 10 | Arizona | WR |
| 87 | Locker, Dane | 6-0 | 194 | 33 | 9 | Washington | WR |
| 89 | Will Heiler | 6-6 | 275 | 28 | 8 | Georgia Tech | TE |
| 90 | Grady Jackson | 6-2 | 345 | 36 | 12 | Knoxville College | DE |
| 91 | Chuck Darby | 6-0 | 302 | 33 | 9 | South Carolina State | DE |
| 92 | Cliff Avril | 6-3 | 260 | 23 | 2 | Purdue | DE |
| 94 | Orion Martin | 6-2 | 260 | 24 | 2 | Virginia Tech | DE |
| 96 | Andre Fluellen | 6-2 | 302 | 24 | 2 | Florida State | DE |
| 97 | Ikaika Alama-Francis | 6-5 | 290 | 24 | 3 | Hawaii | DE |
| 98 | Landon Cohen | 6-3 | 300 | 23 | 2 | Ohio | DE |
| 99 | Dewayne White | 6-2 | 273 | 29 | 7 | Louisville | DE |

Head

2009 PRESEASON - WEEK 4

National Football League Game Summary

NFL Copyright © 2009 by The National Football League. All rights reserved. This summary and play-by-play is for the express purpose of assisting media in their coverage of the game; any other use of this material is prohibited without the written permission of the National Football League.

Date: Thursday, 9/3/2009

Detroit Lions At Buffalo Bills
at Ralph Wilson Stadium, Orchard Park NY

Start Time: 6:36 PM EDT

Game Day Weather

Game Weather: Clear

Temp: 75° F (23.9° C), Humidity: 51%, Wind: North 2 mph

Played Outdoor on Turf: AstroPlay

Outdoor Weather: Forecast: mostly clear, low 65, winds calm.

Officials

Referee: Mackie, Wayne (106)

Umpire: Ferrell, Dan (64)

Head Linesman: Stabile, Tom (24)

Line Judge: Marinucci, Ron (107)

Side Judge: Washington, Keith (7)

Field Judge: Edwards, Scott (3)

Back Judge: Paganelli, Perry (46)

Replay Official: Hynes, Al

Lineups

Detroit Lions

| Offense | | Defense | |
|---------|-------------|---------|------------|
| TE 84 | B.Pettigrew | LDE 99 | D.White |
| LT 76 | J.Backus | LDT 90 | G.Jackson |
| LG 70 | D.Loper | RDT 91 | C.Darby |
| C 51 | D.Raiola | RDE 92 | C.Avril |
| RG 66 | S.Peterman | LLB 55 | L.Foote |
| RT 77 | G.Cherilus | MLB 57 | J.Dizon |
| TE 89 | W.Heller | RLB 59 | J.Peterson |
| WR 81 | C.Johnson | LCB 41 | W.James |
| QB 9 | M.Stafford | RCB 29 | E.King |
| RB 36 | A.Cason | SS 40 | M.Manuel |
| FB 45 | J.Felton | FS 26 | L.Delmas |

Buffalo Bills

| Offense | | Defense | |
|---------|---------------|---------|------------|
| WR 11 | R.Parrish | RDE 93 | C.Ellis |
| TE 88 | J.Stupar | RDT 75 | C.Mace |
| LT 68 | L.Walker | LDT 97 | J.McCargo |
| LG 67 | A.Levitre | LDE 58 | A.Maybin |
| C 63 | G.Hangartner | WLB 54 | Nic.Harris |
| RG 70 | E.Wood | MLB 53 | M.Buggs |
| RT 60 | B.Butler | SLB 64 | A.Palmer |
| TE 80 | D.Schouman | LCB 27 | R.Corner |
| WR 82 | J.Reed | RCB 37 | G.Wilson |
| QB 14 | R.Fitzpatrick | FS 30 | K.Simpson |
| RB 33 | D.Rhodes | SS 21 | J.Wendling |

Substitutions

P 2 Nick.Harris, WR 12 D.Williams, QB 14 B.Bollinger, K 15 B.Cundiff, WR 16 J.Standeford, WR 17 A.Jennings, QB 19 K.O'Connell, RB 21 A.Brown, S 24 K.Pearson, RB 28 M.Morris, CB 33 C.Roberson, CB 35 C.Gordon, CB 38 R.Robinson, S 39 S.Schweigert, S 42 C.Lowry, RB 43 T.Davis, FB 44 T.Smith, TE 46 C.Butler, TE 47 D.Gronkowski, LS 48 D.Muhlbach, LB 48 R.Alexander, LB 49 Z.Follett, LB 52 D.Bing, LB 54 D.Levy, LB 58 Sp.Smith, DT 60 O.Harris, DE 61 S.Conover, G 63 M.Ramirez, C 64 D.Gerberrry, C 65 D.Gandy, LB 67 J.Hunter, T 68 J.Jansen, DT 71 S.Smith, T 72 E.Salaam, G 73 M.Brown, T 78 L.Murtha, WR 80 B.Johnson, TE 82 C.Fitzsimmons, WR 83 K.Colbert, WR 86 D.Northcutt, WR 87 D.Looker, DE 94 O.Martin, DT 96 A.Fluellen, DE 97 I.Alama-Francis, DT 98 L.Cohen

Substitutions

P 8 B.Moorman, K 9 R.Lindell, QB 10 G.Hamdan, WR 13 St.Johnson, WR 17 J.Jenkins, WR 18 C.Hawthorne, CB 26 A.Youboty, S 31 J.Byrd, FB 38 C.McIntyre, RB 42 B.Hall, S 43 B.Scott, RB 44 X.Omon, DB 46 E.Lankster, CB 47 C.Harris, LB 50 A.Bowen, LB 56 K.Ellison, LB 57 J.Corto, LB 61 R.Manalac, OL 61 C.Gaddis, OL 62 B.Rodd, DE 65 D.Jones, OL 66 S.McKinney, LS 69 G.Sanborn, DE 71 A.Etukeren, T 73 K.Chambers, OL 74 N.Hennessey, T 79 J.Scott, WR 83 L.Evans, TE 87 T.Devree, TE 89 S.Nelson, DT 91 Sp.Johnson, DE 92 R.Denney, DE 96 C.Bryan

Did Not Play

DT 79 S.Hill

Did Not Play

QB 5 T.Edwards, WR 15 F.Huggins, QB 16 M.Baker, S 20 D.Whitner, RB 22 F.Jackson, RB 23 M.Lynch, CB 24 T.McGee, CB 28 L.McKelvin, CB 29 D.Florence, LB 51 P.Posluszny, LB 55 K.Mitchell, T 77 D.Bell, WR 81 T.Owens, TE 86 D.Fine, DE 90 C.Kelsay, DE 94 A.Schobel, DT 95 K.Williams, DE 98 M.Smith, DT 99 M.Stroud

Not Active

K 4 J.Hanson, QB 5 D.Stanton, QB 11 D.Culpepper, CB 31 P.Buchanan, CB 32 A.Henry, RB 34 Kv.Smith, LB 50 E.Sims

Not Active

Field Goals (made) & missed

| B.Cundiff (32) | | R.Lindell | | 33WR (24) (48) | | | |
|----------------|---------------|-----------|---|----------------|----|----|-------|
| | | 1 | 2 | 3 | 4 | OT | Total |
| VISITOR: | Detroit Lions | 0 | 7 | 0 | 10 | 0 | 17 |
| HOME: | Buffalo Bills | 0 | 0 | 3 | 3 | 0 | 6 |

Scoring Plays

| Team | Qtr | Time | Play Description (Extra Point) (Drive Info) | Visitor | Home |
|-------|-----|-------|---|---------|------|
| Lions | 2 | 0:16 | J.Felton 1 yd. run (B.Cundiff kick) (10-55, 2:15) | 7 | 0 |
| Bills | 3 | 3:23 | R.Lindell 24 yd. Field Goal (11-84, 4:40) | 7 | 3 |
| Lions | 4 | 12:17 | B.Cundiff 32 yd. Field Goal (13-57, 6:06) | 10 | 3 |
| Bills | 4 | 6:59 | R.Lindell 48 yd. Field Goal (6-45, 1:49) | 10 | 6 |
| Lions | 4 | 6:42 | T.Davis 79 yd. run (B.Cundiff kick) (1-79, 0:17) | 17 | 6 |

Paid Attendance: 60,877

Time: 2:54

Detroit Lions vs Buffalo Bills
9/3/2009 at Ralph Wilson Stadium

Final Individual Statistics

| Detroit Lions | | | | | | | Buffalo Bills | | | | | | | | | | |
|------------------------|------------|------------|------------|--------------|-----------|---------------|------------------------|------------|---------------|------------|------------|------------|--------------|-------------|-----------|-----------|-----------|
| RUSHING | | | | | | | RUSHING | | | | | | | | | | |
| | ATT | YDS | AVG | LG | TD | | ATT | YDS | AVG | LG | TD | | | | | | |
| T.Davis | 3 | 92 | 30.7 | 79 | 1 | C.McIntyre | 7 | 29 | 4.1 | 9 | 0 | | | | | | |
| A.Brown | 11 | 56 | 5.1 | 17 | 0 | B.Hall | 11 | 28 | 2.5 | 11 | 0 | | | | | | |
| A.Cason | 6 | 40 | 6.7 | 23 | 0 | X.Omon | 4 | 17 | 4.3 | 8 | 0 | | | | | | |
| M.Morris | 9 | 29 | 3.2 | 11 | 0 | D.Rhodes | 6 | 11 | 1.8 | 5 | 0 | | | | | | |
| M.Manuel | 1 | 20 | 20.0 | 20 | 0 | R.Fitzpatrick | 1 | 2 | 2.0 | 2 | 0 | | | | | | |
| J.Felton | 4 | 8 | 2.0 | 4 | 1 | | | | | | | | | | | | |
| M.Stafford | 1 | 7 | 7.0 | 7 | 0 | | | | | | | | | | | | |
| K.O'Connell | 2 | -3 | -1.5 | -1 | 0 | | | | | | | | | | | | |
| Total | 37 | 249 | 6.7 | 79 | 2 | Total | 29 | 87 | 3.0 | 11 | 0 | | | | | | |
| PASSING | | | | | | | PASSING | | | | | | | | | | |
| | ATT | CMP | YDS | SK/YD | TD | LG | IN | RT | | ATT | CMP | YDS | SK/YD | TD | LG | IN | RT |
| B.Bollinger | 19 | 11 | 111 | 0/0 | 0 | 39 | 1 | 52.7 | G.Hamdan | 17 | 9 | 163 | 1/7 | 0 | 44 | 1 | 61.6 |
| M.Stafford | 9 | 5 | 81 | 2/19 | 0 | 37 | 1 | 46.3 | R.Fitzpatrick | 17 | 9 | 78 | 0/0 | 0 | 14 | 1 | 40.8 |
| Total | 28 | 16 | 192 | 2/19 | 0 | 39 | 2 | 48.5 | Total | 34 | 18 | 241 | 1/7 | 0 | 44 | 2 | 51.2 |
| PASS RECEIVING | | | | | | | PASS RECEIVING | | | | | | | | | | |
| | TAR | REC | YDS | AVG | LG | TD | | TAR | REC | YDS | AVG | LG | TD | | | | |
| C.Johnson | 3 | 2 | 56 | 28.0 | 37 | 0 | J.Stupar | 7 | 4 | 29 | 7.3 | 10 | 0 | | | | |
| A.Jennings | 3 | 2 | 42 | 21.0 | 39 | 0 | St.Johnson | 8 | 3 | 69 | 23.0 | 33 | 0 | | | | |
| C.Fitzsimmons | 3 | 2 | 21 | 10.5 | 13 | 0 | J.Jenkins | 4 | 2 | 67 | 33.5 | 44 | 0 | | | | |
| D.Looker | 4 | 2 | 15 | 7.5 | 12 | 0 | T.Devree | 3 | 2 | 20 | 10.0 | 11 | 0 | | | | |
| C.Butler | 2 | 2 | 15 | 7.5 | 10 | 0 | D.Schouman | 2 | 2 | 18 | 9.0 | 11 | 0 | | | | |
| D.Gronkowski | 1 | 1 | 11 | 11.0 | 11 | 0 | S.Nelson | 2 | 2 | 13 | 6.5 | 7 | 0 | | | | |
| K.Colbert | 4 | 1 | 9 | 9.0 | 9 | 0 | R.Parrish | 5 | 1 | 14 | 14.0 | 14 | 0 | | | | |
| B.Pettigrew | 1 | 1 | 9 | 9.0 | 9 | 0 | J.Reed | 2 | 1 | 7 | 7.0 | 7 | 0 | | | | |
| M.Morris | 1 | 1 | 7 | 7.0 | 7 | 0 | D.Rhodes | 1 | 1 | 4 | 4.0 | 4 | 0 | | | | |
| B.Johnson | 1 | 1 | 4 | 4.0 | 4 | 0 | | | | | | | | | | | |
| A.Brown | 1 | 1 | 3 | 3.0 | 3 | 0 | | | | | | | | | | | |
| J.Standeford | 3 | 0 | 0 | 0.0 | 0 | 0 | | | | | | | | | | | |
| Total | 27 | 16 | 192 | 12.0 | 39 | 0 | Total | 34 | 18 | 241 | 13.4 | 44 | 0 | | | | |
| INTERCEPTIONS | | | | | | | INTERCEPTIONS | | | | | | | | | | |
| | NO | YDS | AVG | LG | TD | | NO | YDS | AVG | LG | TD | | | | | | |
| R.Robinson | 1 | 45 | 45.0 | 45 | 0 | R.Corner | 1 | 52 | 52.0 | 52 | 0 | | | | | | |
| C.Roberson | 1 | 20 | 20.0 | 20 | 0 | J.Byrd | 1 | 8 | 8.0 | 8 | 0 | | | | | | |
| Total | 2 | 65 | 32.5 | 45 | 0 | Total | 2 | 60 | 30.0 | 52 | 0 | | | | | | |
| PUNTING | | | | | | | PUNTING | | | | | | | | | | |
| | NO | YDS | AVG | NET | TB | IN20 | LG | | NO | YDS | AVG | NET | TB | IN20 | LG | | |
| Nick.Harris | 4 | 173 | 43.3 | 31.5 | 0 | 1 | 48 | B.Moorman | 4 | 170 | 42.5 | 40.3 | 0 | 2 | 54 | | |
| Total | 4 | 173 | 43.3 | 31.5 | 0 | 1 | 48 | Total | 4 | 170 | 42.5 | 40.3 | 0 | 2 | 54 | | |
| PUNT RETURNS | | | | | | | PUNT RETURNS | | | | | | | | | | |
| | NO | YDS | AVG | FC | LG | TD | | NO | YDS | AVG | FC | LG | TD | | | | |
| D.Williams | 2 | 9 | 4.5 | 0 | 9 | 0 | E.Lankster | 2 | 28 | 14.0 | 0 | 23 | 0 | | | | |
| D.Looker | 0 | 0 | 0.0 | 1 | 0 | 0 | C.Hawthorne | 1 | 19 | 19.0 | 0 | 19 | 0 | | | | |
| [OUT OF BOUNDS] | 1 | 0 | 0.0 | 0 | 0 | 0 | [DOWNED] | 1 | 0 | 0.0 | 0 | 0 | 0 | | | | |
| Returns | 2 | 9 | 4.5 | 1 | 9 | 0 | Returns | 3 | 47 | 15.7 | 0 | 23 | 0 | | | | |
| KICKOFF RETURNS | | | | | | | KICKOFF RETURNS | | | | | | | | | | |
| | NO | YDS | AVG | FC | LG | TD | | NO | YDS | AVG | FC | LG | TD | | | | |
| D.Williams | 2 | 46 | 23.0 | 0 | 30 | 0 | C.Hawthorne | 2 | 50 | 25.0 | 0 | 30 | 0 | | | | |
| A.Brown | 1 | 15 | 15.0 | 0 | 15 | 0 | Sp.Johnson | 1 | 16 | 16.0 | 0 | 16 | 0 | | | | |
| | | | | | | | [TOUCHBACK] | 1 | 0 | 0.0 | 0 | 0 | 0 | | | | |
| Returns | 3 | 61 | 20.3 | 0 | 30 | 0 | Returns | 3 | 66 | 22.0 | 0 | 30 | 0 | | | | |

Detroit Lions

| FUMBLES | FUM LOST | OWN-REC | YDS | TD | FORCED | OPP-REC | YDS | TD | OUT-BDS |
|----------------|-----------------|----------------|------------|-----------|---------------|----------------|------------|-----------|----------------|
| D.Williams | 1 | 0 | 1 | 0 | 0 | 0 | 0 | 0 | 0 |
| M.Stafford | 1 | 1 | 0 | 0 | 0 | 0 | 0 | 0 | 0 |
| J.Dizon | 0 | 0 | 0 | 0 | 0 | 1 | 0 | 0 | 0 |
| C.Roberson | 0 | 0 | 0 | 0 | 0 | 0 | 1 | 0 | 0 |
| Total | 2 | 1 | 1 | 0 | 0 | 1 | 1 | 0 | 0 |

Final Individual Statistics

Buffalo Bills

| FUMBLES | FUM LOST | OWN-REC | YDS | TD | FORCED | OPP-REC | YDS | TD | OUT-BDS |
|----------------|-----------------|----------------|------------|-----------|---------------|----------------|------------|-----------|----------------|
| D.Schouman | 1 | 1 | 0 | 0 | 0 | 0 | 0 | 0 | 0 |
| A.Maybin | 0 | 0 | 0 | 0 | 0 | 1 | 0 | 0 | 0 |
| C.Bryan | 0 | 0 | 0 | 0 | 0 | 0 | 1 | 0 | 0 |
| Total | 1 | 1 | 0 | 0 | 0 | 1 | 1 | 0 | 0 |

Detroit Lions vs Buffalo Bills
9/3/2009 at Ralph Wilson Stadium

Final Team Statistics

| | Visitor Lions | Home Bills |
|--|--------------------------|-----------------------|
| TOTAL FIRST DOWNS | 20 | 16 |
| By Rushing | 8 | 5 |
| By Passing | 10 | 9 |
| By Penalty | 2 | 2 |
| THIRD DOWN EFFICIENCY | 6-14-43% | 7-16-44% |
| FOURTH DOWN EFFICIENCY | 1-1-100% | 0-0-0% |
| TOTAL NET YARDS | 422 | 321 |
| Total Offensive Plays (inc. times thrown passing) | 67 | 64 |
| Average gain per offensive play | 6.3 | 5.0 |
| NET YARDS RUSHING | 249 | 87 |
| Total Rushing Plays | 37 | 29 |
| Average gain per rushing play | 6.7 | 3.0 |
| Tackles for a loss-number and yards | 3-4 | 3-4 |
| NET YARDS PASSING | 173 | 234 |
| Times thrown - yards lost attempting to pass | 2-19 | 1-7 |
| Gross yards passing | 192 | 241 |
| PASS ATTEMPTS-COMPLETIONS-HAD INTERCEPTED | 28-16-2 | 34-18-2 |
| Avg gain per pass play (inc.# thrown passing) | 5.8 | 6.7 |
| KICKOFFS Number-In End Zone-Touchbacks | 4-2-1 | 3-1-0 |
| PUNTS Number and Average | 4-43.3 | 4-42.5 |
| Had Blocked | 0 | 0 |
| FGs - PATs Had Blocked | 0-0 | 0-0 |
| Net Punting Average | 31.5 | 40.3 |
| TOTAL RETURN YARDAGE (Not Including Kickoffs) | 74 | 107 |
| No. and Yards Punt Returns | 2-9 | 3-47 |
| No. and Yards Kickoff Returns | 3-61 | 3-66 |
| No. and Yards Interception Returns | 2-65 | 2-60 |
| PENALTIES Number and Yards | 6-54 | 8-51 |
| FUMBLES Number and Lost | 2-1 | 1-1 |
| TOUCHDOWNS | 2 | 0 |
| Rushing | 2 | 0 |
| Passing | 0 | 0 |
| EXTRA POINTS Made-Attempts | 2-2 | 0-0 |
| Kicking Made-Attempts | 2-2 | 0-0 |
| FIELD GOALS Made-Attempts | 1-1 | 2-3 |
| RED ZONE EFFICIENCY | 1-3-33% | 0-3-0% |
| GOAL TO GO EFFICIENCY | 1-1-100% | 0-2-0% |
| SAFETIES | 0 | 0 |
| FINAL SCORE | 17 | 6 |
| TIME OF POSSESSION | 32:43 | 27:17 |

Detroit Lions vs Buffalo Bills
9/3/2009 at Ralph Wilson Stadium

Ball Possession And Drive Chart

Detroit Lions

| # | Time Recd | Time Lost | Time Poss | How Ball Obtained | Drive Began | # Play | Yds Gain | Yds Pen | Net Yds | 1st Down | Last Scrm | How Given Up |
|----|-----------|-----------|-----------|-------------------|-------------|--------|----------|---------|---------|----------|-----------|--------------|
| 1 | 12:35 | 7:53 | 4:42 | Punt | DET 8 | 9 | 58 | 0 | 58 | 3 | BUF 22 | Fumble |
| 2 | 3:16 | 14:48 | 3:28 | Fumble | DET 47 | 7 | 22 | 0 | 22 | 2 | BUF 31 | Interception |
| 3 | 13:20 | 10:20 | 3:00 | Missed FG | DET 23 | 6 | 24 | 0 | 24 | 1 | DET 47 | Punt |
| 4 | 7:41 | 3:28 | 4:13 | Punt | DET 9 | 6 | 26 | -5 | 21 | 1 | DET 30 | Punt |
| 5 | 2:31 | 0:16 | 2:15 | Interception | DET 45 | 10 | 44 | 11 | 55 | 5 | *BUF 1 | Touchdown |
| 6 | 15:00 | 11:28 | 3:32 | Kickoff | DET 18 | 7 | 81 | -9 | 72 | 3 | *BUF 10 | Interception |
| 7 | 10:12 | 8:03 | 2:09 | Punt | DET 46 | 3 | 6 | 0 | 6 | 0 | BUF 48 | Punt |
| 8 | 3:23 | 12:17 | 6:06 | Kickoff | DET 29 | 13 | 67 | -10 | 57 | 3 | *BUF 14 | Field Goal |
| 9 | 10:51 | 8:48 | 2:03 | Punt | DET 28 | 4 | 18 | 0 | 18 | 1 | DET 46 | Punt |
| 10 | 6:59 | 6:42 | 0:17 | Kickoff | DET 21 | 1 | 79 | 0 | 79 | 1 | DET 21 | Touchdown |
| 11 | 0:58 | 0:00 | 0:58 | Interception | DET 37 | 2 | -3 | 0 | -3 | 0 | DET 36 | End of Game |

(311) Average DET 28

Buffalo Bills

| # | Time Recd | Time Lost | Time Poss | How Ball Obtained | Drive Began | # Play | Yds Gain | Yds Pen | Net Yds | 1st Down | Last Scrm | How Given Up |
|----|-----------|-----------|-----------|-------------------|-------------|--------|----------|---------|---------|----------|-----------|--------------|
| 1 | 15:00 | 12:35 | 2:25 | Kickoff | BUF 20 | 6 | 28 | 15 | 43 | 2 | DET 37 | Punt |
| 2 | 7:53 | 3:16 | 4:37 | Fumble | BUF 34 | 9 | 39 | -20 | 19 | 2 | BUF 46 | Fumble |
| 3 | 14:48 | 13:20 | 1:28 | Interception | DET 27 | 4 | 3 | 10 | 13 | 1 | *DET 14 | Missed FG |
| 4 | 10:20 | 7:41 | 2:39 | Punt | BUF 34 | 6 | 20 | 0 | 20 | 1 | DET 46 | Punt |
| 5 | 3:28 | 2:31 | 0:57 | Punt | BUF 29 | 3 | 10 | 0 | 10 | 1 | BUF 39 | Interception |
| 6 | 0:16 | 0:00 | 0:16 | Kickoff | BUF 37 | 1 | 8 | 0 | 8 | 0 | BUF 37 | End of Half |
| 7 | 11:28 | 10:12 | 1:16 | Interception | BUF 8 | 3 | 5 | 0 | 5 | 0 | BUF 13 | Punt |
| 8 | 8:03 | 3:23 | 4:40 | Punt | BUF 11 | 11 | 84 | 0 | 84 | 3 | *DET 5 | Field Goal |
| 9 | 12:17 | 10:51 | 1:26 | Kickoff | BUF 29 | 3 | -9 | 0 | -9 | 0 | BUF 20 | Punt |
| 10 | 8:48 | 6:59 | 1:49 | Punt | BUF 25 | 6 | 45 | 0 | 45 | 1 | DET 30 | Field Goal |
| 11 | 6:42 | 0:58 | 5:44 | Kickoff | BUF 15 | 15 | 88 | -5 | 83 | 5 | *DET 2 | Interception |

(315) Average BUF 29

*** inside opponent's 20**

| Time of Possession by Quarter | 1st | 2nd | 3rd | 4th | OT | Total |
|--|-------------------|------|-------------------|------|----|-------|
| Visitor Detroit Lions | 7:58 | 9:40 | 9:04 | 6:01 | | 32:43 |
| Home Buffalo Bills | 7:02 | 5:20 | 5:56 | 8:59 | | 27:17 |
| Kickoff Drive No.-Start Average | Lions: 3 - DET 23 | | Bills: 4 - BUF 25 | | | |

Detroit Lions vs Buffalo Bills
9/3/2009 at Ralph Wilson Stadium

Final Defensive Statistics

| | TKL | AST | COMB | SK / | YDS | TFL | QH | IN | PD | FF | FR | TKL | AST | FF | FR | BL | TKL | AST | FF | FR | |
|--------------|-----------|-----------|-----------|------------|-------------|----------|----------|----------|----------|----------|----------|----------|----------|----------|----------|----------|----------|----------|----------|----------|----------|
| C.Harris | 0 | 0 | 0 | 0.0 | 0.0 | 0 | 0 | 0 | 0 | 0 | 0 | 1 | 0 | 0 | 0 | 0 | 0 | 0 | 0 | 0 | 0 |
| A.Levitre | 0 | 0 | 0 | 0.0 | 0.0 | 0 | 0 | 0 | 0 | 0 | 0 | 0 | 0 | 0 | 0 | 0 | 1 | 0 | 0 | 0 | 0 |
| S.Nelson | 0 | 0 | 0 | 0.0 | 0.0 | 0 | 0 | 0 | 0 | 0 | 0 | 0 | 0 | 0 | 0 | 0 | 1 | 0 | 0 | 0 | 0 |
| B.Hall | 0 | 0 | 0 | 0.0 | 0.0 | 0 | 0 | 0 | 0 | 0 | 0 | 0 | 0 | 0 | 0 | 0 | 1 | 0 | 0 | 0 | 0 |
| Total | 46 | 13 | 59 | 2.0 | 19.0 | 4 | 3 | 2 | 7 | 1 | 1 | 5 | 0 | 0 | 0 | 0 | 3 | 0 | 0 | 0 | 0 |

Detroit Lions vs Buffalo Bills
9/3/2009 at Ralph Wilson Stadium

First Half Summary

| | | | |
|-----------------|---------------|-------|--------------------|
| | PERIOD SCORES | | TIME OF POSSESSION |
| Lions (Visitor) | 0 7 = 7 | Lions | 17:38 |
| Bills (Home) | 0 0 = 0 | Bills | 12:22 |

Scoring Plays

| Team | Qtr | Time | Scoring Play | Score | |
|-------|-----|------|---|---------|------|
| | | | | Visitor | Home |
| Lions | 2 | 0:16 | J.Felton 1 yd. run (B.Cundiff kick) (10-55, 2:15) | 7 | 0 |

| | Lions | Bills |
|--|------------|------------|
| TOTAL FIRST DOWNS | 12 | 7 |
| First Downs Rushing-Passing-by Penalty | 3 - 7 - 2 | 2 - 3 - 2 |
| THIRD DOWN EFFICIENCY | 5-8-63% | 3-7-43% |
| TOTAL NET YARDS | 174 | 108 |
| Total Offensive Plays | 38 | 28 |
| NET YARDS RUSHING | 84 | 30 |
| NET YARDS PASSING | 90 | 78 |
| Gross Yards Passing | 109 | 78 |
| Times thrown-yards lost attempting to pass | 2-19 | 0-0 |
| Pass Attempts-Completions-Had Intercepted | 16 - 8 - 1 | 17 - 9 - 1 |
| Punts-Number and Average | 2 - 44 | 2 - 33 |
| Penalties-Number and Yards | 4 - 35 | 6 - 36 |
| Fumbles-Number and Lost | 1 - 1 | 1 - 1 |
| Red Zone Efficiency | 1-1-100% | 0-1-0% |
| Average Drive Start | DET 26 | BUF 38 |

| Detroit Lions | | | | | | Buffalo Bills | | | | | | | | | | | |
|-----------------------|------------|------------|------------|--------------|-----------|----------------|-----------------------|-------------|----------------|------------|------------|------------|--------------|-----------|-----------|-----------|-------------|
| RUSHING | ATT | YDS | AVG | LG | TD | RUSHING | ATT | YDS | AVG | LG | TD | | | | | | |
| A.Cason | 6 | 40 | 6.7 | 23 | 0 | X.Omon | 4 | 17 | 4.3 | 8 | 0 | | | | | | |
| M.Morris | 9 | 29 | 3.2 | 11 | 0 | D.Rhodes | 6 | 11 | 1.8 | 5 | 0 | | | | | | |
| J.Felton | 4 | 8 | 2.0 | 4 | 1 | R.Fitzpatrick | 1 | 2 | 2.0 | 2 | 0 | | | | | | |
| M.Stafford | 1 | 7 | 7.0 | 7 | 0 | | | | | | | | | | | | |
| Total | 20 | 84 | 4.2 | 23 | 1 | Total | 11 | 30 | 2.7 | 8 | 0 | | | | | | |
| PASSING | ATT | CMP | YDS | SK/YD | TD | LG | IN | RT | PASSING | ATT | CMP | YDS | SK/YD | TD | LG | IN | RT |
| M.Stafford | 9 | 5 | 81 | 2/19 | 0 | 37 | 1 | 46.3 | R.Fitzpatrick | 17 | 9 | 78 | 0/0 | 0 | 14 | 1 | 40.8 |
| B.Bollinger | 7 | 3 | 28 | 0/0 | 0 | 12 | 0 | 54.5 | | | | | | | | | |
| Total | 16 | 8 | 109 | 2/19 | 0 | 37 | 1 | 46.1 | Total | 17 | 9 | 78 | 0/0 | 0 | 14 | 1 | 40.8 |
| PASS RECEIVING | TAR | REC | YDS | AVG | LG | TD | PASS RECEIVING | TAR | REC | YDS | AVG | LG | TD | | | | |
| C.Johnson | 3 | 2 | 56 | 28.0 | 37 | 0 | J.Stupar | 5 | 3 | 26 | 8.7 | 10 | 0 | | | | |
| C.Fitzsimmons | 3 | 2 | 21 | 10.5 | 13 | 0 | D.Schouman | 2 | 2 | 18 | 9.0 | 11 | 0 | | | | |
| D.Looker | 2 | 1 | 12 | 12.0 | 12 | 0 | R.Parrish | 5 | 1 | 14 | 14.0 | 14 | 0 | | | | |
| B.Pettigrew | 1 | 1 | 9 | 9.0 | 9 | 0 | St.Johnson | 2 | 1 | 9 | 9.0 | 9 | 0 | | | | |
| M.Morris | 1 | 1 | 7 | 7.0 | 7 | 0 | J.Reed | 2 | 1 | 7 | 7.0 | 7 | 0 | | | | |
| B.Johnson | 1 | 1 | 4 | 4.0 | 4 | 0 | D.Rhodes | 1 | 1 | 4 | 4.0 | 4 | 0 | | | | |
| K.Colbert | 1 | 0 | 0 | 0.0 | 0 | 0 | | | | | | | | | | | |
| A.Jennings | 1 | 0 | 0 | 0.0 | 0 | 0 | | | | | | | | | | | |
| J.Standeford | 2 | 0 | 0 | 0.0 | 0 | 0 | | | | | | | | | | | |
| Total | 15 | 8 | 109 | 13.6 | 37 | 0 | Total | 17 | 9 | 78 | 8.7 | 14 | 0 | | | | |

| Detroit Lions | Regular Defensive Plays | | | | | | | | | | | Special Teams | | | | | Misc | | | | | |
|-----------------|-------------------------|-----|------|-----|-----|-----|-----|----|----|----|----|---------------|-----|-----|----|----|------|-----|-----|----|----|---|
| | TKL | AST | COMB | SK | / | YDS | TFL | QH | IN | PD | FF | FR | TKL | AST | FF | FR | BL | TKL | AST | FF | FR | |
| J.Dizon | 6 | 1 | 7 | 0.0 | 0.0 | 0 | 0 | 0 | 0 | 0 | 1 | 0 | 0 | 0 | 0 | 0 | 0 | 0 | 0 | 0 | 0 | 0 |
| J.Peterson | 2 | 0 | 2 | 0.0 | 0.0 | 0 | 0 | 0 | 0 | 0 | 0 | 0 | 0 | 0 | 0 | 0 | 0 | 0 | 0 | 0 | 0 | 0 |
| W.James | 1 | 1 | 2 | 0.0 | 0.0 | 0 | 0 | 0 | 0 | 1 | 0 | 0 | 0 | 0 | 0 | 0 | 0 | 0 | 0 | 0 | 0 | 0 |
| I.Alama-Francis | 1 | 0 | 1 | 0.0 | 0.0 | 0 | 0 | 0 | 0 | 0 | 0 | 0 | 0 | 0 | 0 | 0 | 0 | 0 | 0 | 0 | 0 | 0 |

| Buffalo Bills | Regular Defensive Plays | | | | | | | | | | | Special Teams | | | | | Misc | | | |
|---------------|-------------------------|--|--|--|--|--|--|--|--|--|--|---------------|--|--|--|--|------|--|--|--|
|---------------|-------------------------|--|--|--|--|--|--|--|--|--|--|---------------|--|--|--|--|------|--|--|--|

1st Quarter

9/3/2009

Page 1

Play By Play

BUF wins toss, elects to Receive, and DET elects to defend the South goal.
 B.Cundiff kicks 75 yards from DET 30 to BUF -5. D.Rhodes, Touchback.

Buffalo Bills at 15:00

- 1-10-BUF 20 (15:00) R.Fitzpatrick pass short left to R.Parrish ran ob at BUF 34 for 14 yards [C.Avril]. Caught along sideline at BUF 34. P1
- 1-10-BUF 34 (14:39) (No Huddle) R.Fitzpatrick pass short right to J.Reed to BUF 41 for 7 yards (W.James). Caught near sideline at BUF 41.
- 2-3-BUF 41 (13:57) (No Huddle) R.Fitzpatrick pass incomplete deep middle to R.Parrish. Pass dropped at DET 35, crossing from left.
- 3-3-BUF 41 (13:52) (No Huddle, Shotgun) R.Fitzpatrick pass incomplete short right to J.Reed [G.Jackson]. Thrown wide of receiver at DET 49.
PENALTY on DET-G.Jackson, Roughing the Passer, 15 yards, enforced at BUF 41 - No Play. X2
- 1-10-DET 44 (13:48) (No Huddle) D.Rhodes left guard to DET 44 for no gain (L.Delmas).
- 2-10-DET 44 (13:23) (No Huddle) R.Fitzpatrick pass short middle to J.Stupar to DET 37 for 7 yards (J.Peterson). Caught at DET 38.
- 3-3-DET 37 (12:49) (No Huddle, Shotgun) R.Fitzpatrick pass incomplete deep left to J.Reed. Overthrown, receiver along sideline at DET 10.
- 4-3-DET 37 (12:42) B.Moorman punts 29 yards to DET 8, Center-G.Sanborn, fair catch by D.Looker.

Detroit Lions at 12:35

- 1-10-DET 8 (12:35) A.Cason up the middle to DET 15 for 7 yards (G.Wilson, Nic.Harris).
- 2-3-DET 15 (12:00) M.Stafford sacked at DET 8 for -7 yards (J.McCargo).
- 3-10-DET 8 (11:29) (Shotgun) M.Stafford pass deep right to C.Johnson to DET 45 for 37 yards (G.Wilson). Caught along sideline at DET 25. P1
- 1-10-DET 45 (11:12) A.Cason up the middle to DET 47 for 2 yards (D.Jones, G.Wilson).
- 2-8-DET 47 (10:38) M.Stafford pass to C.Johnson to BUF 34 for 19 yards (M.Buggs). Caught in flat at BUF 42. P2
- 1-10-BUF 34 (9:56) M.Stafford pass deep right to C.Johnson for 34 yards, TOUCHDOWN NULLIFIED by Penalty.
Penalty on DET-D.Loper, Offensive Holding, offsetting, enforced at BUF 34 - No Play.
Penalty on BUF-Nic.Harris, Illegal Contact, offsetting.
- 1-10-BUF 34 (9:49) A.Cason left tackle to BUF 28 for 6 yards (C.Mace).
- 2-4-BUF 28 (9:12) M.Stafford pass short left to B.Johnson to BUF 24 for 4 yards (M.Buggs). Screen pass, caught at BUF 28. P3
 Measurement = first down.
- 1-10-BUF 24 (8:37) A.Cason up the middle to BUF 22 for 2 yards (Nic.Harris; M.Buggs).
- 2-8-BUF 22 (8:00) (Shotgun) M.Stafford sacked at BUF 31 for -9 yards (A.Maybin). FUMBLES (A.Maybin), RECOVERED by BUF-C.Bryan at BUF 34. C.Bryan to BUF 34 for no gain (M.Stafford).

Buffalo Bills at 7:53

- 1-10-BUF 34 (7:53) D.Rhodes up the middle to BUF 33 for -1 yards (L.Foote, J.Dizon).
- 2-11-BUF 33 (7:24) (No Huddle, Shotgun) R.Fitzpatrick pass short left to St.Johnson to BUF 42 for 9 yards (C.Roberson). Caught at BUF 40.
- 3-2-BUF 42 (7:02) (No Huddle) D.Rhodes up the middle to BUF 47 for 5 yards (C.Avril). R3
- 1-10-BUF 47 (6:38) (No Huddle) D.Rhodes right tackle to BUF 49 for 2 yards (J.Dizon).
- 2-8-BUF 49 (6:07) (No Huddle, Shotgun) R.Fitzpatrick pass incomplete short middle to St.Johnson. Dropped, receiver at DET 44.
- 3-8-BUF 49 (6:03) (No Huddle, Shotgun) R.Fitzpatrick pass short left to D.Schouman to DET 40 for 11 yards (J.Dizon). Caught at DET 40, crossing from middle. P4
- 1-10-DET 40 (5:37) (No Huddle) D.Rhodes up the middle to DET 38 for 2 yards (D.White, L.Foote).
PENALTY on BUF-L.Walker, Offensive Holding, 10 yards, enforced at DET 40 - No Play.
- 1-20-50 (5:08) (No Huddle, Shotgun) *PENALTY on BUF-St.Johnson, False Start, 5 yards, enforced at 50 - No Play.*
- 1-25-BUF 45 (4:53) (No Huddle, Shotgun) R.Fitzpatrick pass short right to D.Rhodes to BUF 49 for 4 yards (J.Dizon). Dump pass, caught at BUF 43.
- 2-21-BUF 49 (4:18) (No Huddle, Shotgun) D.Rhodes up the middle to DET 49 for 2 yards (D.White).
- 3-19-DET 49 (3:41) (No Huddle, Shotgun) *PENALTY on BUF-G.Hangartner, False Start, 5 yards, enforced at DET 49 - No Play.*
- 3-24-BUF 46 (3:26) (No Huddle, Shotgun) R.Fitzpatrick pass short middle to D.Schouman to DET 45 for 9 yards (J.Dizon). FUMBLES (J.Dizon), RECOVERED by DET-C.Roberson at DET 47. C.Roberson to DET 47 for no gain (A.Levitre). Reception made at DET 45.

Detroit Lions at 3:16

- 1-10-DET 47 (3:16) M.Morris right guard to 50 for 3 yards (A.Palmer).
- 2-7-50 (2:43) M.Stafford pass incomplete short middle to C.Johnson (A.Palmer). Receiver and coverage near sideline at BUF 35.
- 3-7-50 (2:37) (Shotgun) M.Stafford pass short right to C.Fitzsimmons to BUF 42 for 8 yards (D.Jones). Caught in flat at BUF 44. P4
- 1-10-BUF 42 (1:59) M.Morris right guard to BUF 31 for 11 yards (Nic.Harris). R5
- 1-10-BUF 31 (1:15) M.Morris up the middle to BUF 32 for -1 yards (M.Buggs).
- 2-11-BUF 32 (:39) M.Morris up the middle to BUF 31 for 1 yard (K.Simpson).

End of quarter - 7:06 pm

| END OF QUARTER | Score | Time | First Downs | | | | Efficiencies | | |
|----------------------------|-------|------|-------------|---|---|---|--------------|-------|-------|
| ==== Quarter Summary ===== | | | Poss | R | P | X | T | 3Down | 4Down |
| Detroit Lions | 0 | 7:58 | 1 | 4 | 0 | 5 | 2/2 | 0/0 | |
| Buffalo Bills | 0 | 7:02 | 1 | 2 | 1 | 4 | 2/4 | 0/0 | |

Detroit Lions vs Buffalo Bills at Ralph Wilson Stadium

2nd Quarter

9/3/2009

Page 1

Play By Play

Detroit Lions continued.

| | | |
|-------------------------------|---|-----|
| 3-10-BUF 31 | (15:00) (Shotgun) M.Stafford pass short left intended for K.Colbert INTERCEPTED by R.Cornier at BUF 21. R.Cornier pushed ob at DET 27 for 52 yards (M.Stafford). | |
| Buffalo Bills at 14:48 | | |
| 1-10-DET 27 | (14:48) R.Fitzpatrick pass incomplete deep right to J.Reed. Overthrown, receiver in front corner of end zone. <i>Penalty on DET-E.King, Illegal Contact, declined.</i> | X5 |
| | <i>PENALTY on DET-W.James, Illegal Contact, 5 yards, enforced at DET 27 - No Play.</i> | |
| <u>1-10-DET 22</u> | (14:41) (No Huddle) D.Rhodes up the middle to DET 18 for 4 yards (L.Foote). DET-S.Smith was injured during the play. <i>PENALTY on DET-C.Avril, Defensive Offside, 5 yards, enforced at DET 22 - No Play.</i> | |
| 1-5-DET 17 | (14:15) R.Fitzpatrick pass incomplete short left to J.Stupar. Dropped, receiver at DET 16. | |
| 2-5-DET 17 | (14:10) (No Huddle) D.Rhodes up the middle to DET 14 for 3 yards (J.Peterson). | |
| 3-2-DET 14 | (13:28) R.Fitzpatrick pass incomplete short left to R.Parrish (E.King). Receiver and coverage at DET 5. | |
| 4-2-DET 14 | (13:24) R.Lindell 33 yard field goal is No Good, Wide Right, Center-G.Sanborn, Holder-B.Moorman. | |
| Detroit Lions at 13:20 | | |
| 1-10-DET 23 | (13:20) M.Stafford pass incomplete short right to J.Standeford. Dropped, receiver in flat at DET 30. | |
| 2-10-DET 23 | (13:16) M.Morris left guard to DET 27 for 4 yards (Nic.Harris; A.Palmer). | |
| 3-6-DET 27 | (12:35) M.Stafford pass short left to C.Fitzsimmons to DET 40 for 13 yards (M.Buggs). Caught in flat at DET 35. | P6 |
| <u>1-10-DET 40</u> | (12:00) M.Morris right guard to DET 40 for no gain (A.Palmer; M.Buggs). | |
| 2-10-DET 40 | (11:24) M.Stafford pass short right to C.Fitzsimmons to BUF 46 for 14 yards (A.Youboty). Caught at BUF 46. Buffalo challenged the pass completion ruling, and the play was REVERSED. M.Stafford pass incomplete short right to C.Fitzsimmons. Pass bounced to receiver at BUF 46. | |
| 3-10-DET 40 | (11:18) (Shotgun) M.Stafford scrambles left tackle to DET 47 for 7 yards (C.Ellis). | |
| 4-3-DET 47 | (10:33) Nick.Harris punts 42 yards to BUF 11, Center-D.Muhlbach. E.Lankster to BUF 34 for 23 yards (K.Pearson). | |
| Buffalo Bills at 10:20 | | |
| 1-10-BUF 34 | (10:20) X.Omon up the middle to BUF 41 for 7 yards (L.Alama-Francis). | |
| 2-3-BUF 41 | (9:51) (No Huddle) X.Omon up the middle to BUF 43 for 2 yards (S.Schweigert). | |
| 3-1-BUF 43 | (9:25) (No Huddle) R.Fitzpatrick up the middle to BUF 45 for 2 yards (J.Dizon). | R6 |
| <u>1-10-BUF 45</u> | (8:59) R.Fitzpatrick pass incomplete short right to J.Stupar. Thrown wide of receiver at BUF 47. | |
| 2-10-BUF 45 | (8:52) (No Huddle, Shotgun) X.Omon left guard to BUF 45 for no gain (A.Fluelen). | |
| 3-10-BUF 45 | (8:21) (No Huddle, Shotgun) R.Fitzpatrick pass short middle to J.Stupar to DET 46 for 9 yards (J.Dizon). Caught at DET 46. | |
| 4-1-DET 46 | (7:49) B.Moorman punts 37 yards to DET 9, Center-G.Sanborn, out of bounds. | |
| Detroit Lions at 7:41 | | |
| 1-10-DET 9 | (7:41) B.Bollinger in at QB. J.Felton left guard to DET 12 for 3 yards (Nic.Harris). | |
| 2-7-DET 12 | (7:09) J.Felton right guard to DET 16 for 4 yards (Nic.Harris; M.Buggs). | |
| 3-3-DET 16 | (6:32) B.Bollinger pass short middle to B.Pettigrew to DET 25 for 9 yards (A.Youboty, M.Buggs). Caught at DET 25. | P7 |
| <u>1-10-DET 25</u> | (5:56) M.Morris up the middle to DET 28 for 3 yards (G.Wilson). | |
| 2-7-DET 28 | (5:22) M.Morris left tackle to DET 31 for 3 yards (M.Buggs; J.McCargo). | |
| | <i>PENALTY on DET-E.Salaam, Offensive Holding, 10 yards, enforced at DET 28 - No Play.</i> | |
| 2-17-DET 18 | (4:58) B.Bollinger pass incomplete short right to A.Jennings (Nic.Harris). Nearly intercepted along sideline at DET 28 (receiver at DET 38). | |
| 3-17-DET 18 | (4:51) (Punt formation) B.Bollinger pass short left to M.Morris to DET 25 for 7 yards (Nic.Harris, C.Mace). Screen pass, caught at DET 18. | |
| 4-10-DET 25 | (4:06) <i>(Punt formation) PENALTY on BUF-A.Maybin, Neutral Zone Infraction, 5 yards, enforced at DET 25 - No Play.</i> | |
| 4-5-DET 30 | (3:41) Nick.Harris punts 46 yards to BUF 24, Center-D.Muhlbach. E.Lankster to BUF 29 for 5 yards (C.Roberson). | |
| Buffalo Bills at 3:28 | | |
| 1-10-BUF 29 | (3:28) R.Fitzpatrick pass incomplete short right to R.Parrish (W.James). Receiver and coverage along sideline at BUF 34. | |
| 2-10-BUF 29 | (3:24) (No Huddle) R.Fitzpatrick pass short middle to J.Stupar to BUF 39 for 10 yards (Z.Follett, D.Levy). Caught at BUF 36. | P7 |
| <u>1-10-BUF 39</u> | (2:43) (No Huddle, Shotgun) R.Fitzpatrick pass deep left intended for R.Parrish INTERCEPTED by C.Roberson at DET 25. C.Roberson pushed ob at DET 45 for 20 yards (S.Nelson). Receiver and coverage along sideline. | |
| Detroit Lions at 2:31 | | |
| 1-10-DET 45 | (2:31) M.Morris up the middle to BUF 47 for 8 yards (Nic.Harris). | |
| 2-2-BUF 47 | (2:05) M.Morris right guard to BUF 47 for no gain (Nic.Harris; J.McCargo). | |
| Two-Minute Warning | | |
| 3-2-BUF 47 | (1:59) B.Bollinger pass incomplete short right to D.Looker (E.Lankster). Receiver and coverage in flat at BUF 41. <i>PENALTY on BUF-E.Lankster, Defensive Pass Interference, 7 yards, enforced at BUF 47 - No Play.</i> | X8 |
| <u>1-10-BUF 40</u> | (1:56) (Shotgun) B.Bollinger pass incomplete short right to D.Looker. Overthrown, receiver along sideline at BUF 27. | |
| 2-10-BUF 40 | (1:51) (Shotgun) B.Bollinger pass short right to D.Looker ran ob at BUF 28 for 12 yards. Caught along sideline at BUF 28. | P9 |
| <u>1-10-BUF 28</u> | (1:45) (Shotgun) B.Bollinger pass incomplete (J.McCargo) [C.Ellis]. Pass tipped at line. | |
| 2-10-BUF 28 | (1:41) (Shotgun) A.Cason up the middle to BUF 5 for 23 yards (A.Youboty). | R10 |
| <u>1-5-BUF 5</u> | (1:02) (Shotgun) B.Bollinger pass incomplete short left to J.Standeford (R.Cornier). Receiver and coverage in rear corner of end zone. | |
| 2-5-BUF 5 | (:58) (Shotgun) B.Bollinger pass incomplete short middle to B.Pettigrew [G.Wilson]. Pass dropped at goal line. <i>PENALTY on BUF-J.Byrd, Defensive Pass Interference, 4 yards, enforced at BUF 5 - No Play.</i> | X11 |
| <u>1-1-BUF 1</u> | (:54) J.Felton left guard to BUF 1 for no gain (Nic.Harris). Timeout #1 by DET at 00:24. | |
| 2-1-BUF 1 | (:24) A.Cason right end pushed ob at BUF 1 for no gain (A.Palmer). The Replay Assistant challenged the runner broke the plane ruling, and the play was Upheld. | |
| 3-1-BUF 1 | (:18) J.Felton up the middle for 1 yard, TOUCHDOWN. | R12 |
| | B.Cundiff extra point is GOOD, Center-D.Muhlbach, Holder-Nick.Harris. | |

| |
|--|
| DET 7 BUF 0, 10 plays, 55 yards, 2 penalties, 2:15 drive, 14:44 elapsed |
|--|

B.Cundiff kicks 49 yards from DET 30 to BUF 21. Sp.Johnson to BUF 37 for 16 yards (Z.Follett).

Buffalo Bills at 0:16, (1st play from scrimmage 0:11)

| | |
|-------------|--|
| 1-10-BUF 37 | (:11) X.Omon right guard to BUF 45 for 8 yards (W.James; K.Pearson). |
| | End of half - 8:01 pm |

| END OF QUARTER | Score | Time | First Downs | | | | Efficiencies | | |
|----------------------------|----------|-------------|-------------|----------|----------|----------|--------------|------------|------------|
| ==== Quarter Summary ===== | | | Poss | R | P | X | T | 3Down | 4Down |
| Detroit Lions | 7 | 9:40 | 2 | 3 | 2 | 2 | 7 | 3/6 | 0/0 |
| Buffalo Bills | 0 | 5:20 | 1 | 1 | 1 | 3 | | 1/3 | 0/0 |

3rd Quarter

Play By Play

DET elects to Receive, and BUF elects to defend the North goal.

R.Lindell kicks 67 yards from BUF 30 to DET 3. A.Brown to DET 18 for 15 yards (A.Youboty).

Detroit Lions at 15:00, (1st play from scrimmage 14:49)

- 1-10-DET 18 (14:49) A.Brown up the middle pushed ob at DET 33 for 15 yards (J.Byrd). R13
- 1-10-DET 33 (14:20) B.Bollinger pass short left to A.Jennings to DET 36 for 3 yards (E.Lankster).
- 2-7-DET 36 (13:47) B.Bollinger pass incomplete to D.Gronkowski [J.McCargo].
- PENALTY on DET-E.Salaam, Offensive Holding, 9 yards, enforced at DET 36 - No Play.*
- 2-16-DET 27 (13:44) A.Brown up the middle pushed ob at DET 44 for 17 yards (E.Lankster). R14
- 1-10-DET 44 (13:15) B.Bollinger pass deep left to A.Jennings to BUF 17 for 39 yards (A.Palmer). P15
- 1-10-BUF 17 (12:52) A.Brown up the middle to BUF 19 for -2 yards (G.Wilson).
- 2-12-BUF 19 (12:15) B.Bollinger pass short left to K.Colbert to BUF 10 for 9 yards (Nic.Harris).
- 3-3-BUF 10 (11:37) B.Bollinger pass intended for K.Colbert INTERCEPTED by J.Byrd at BUF 0. J.Byrd to BUF 8 for 8 yards (A.Jennings).

Buffalo Bills at 11:28

- 1-10-BUF 8 (11:28) B.Hall left tackle to BUF 9 for 1 yard (S.Conover).
- 2-9-BUF 9 (11:01) (No Huddle) B.Hall right tackle to BUF 13 for 4 yards (C.Darby).
- 3-5-BUF 13 (10:28) (No Huddle) G.Hamdan pass incomplete short middle to J.Stupar.
- 4-5-BUF 13 (10:20) B.Moorman punts 50 yards to DET 37, Center-G.Sanborn. D.Williams to DET 46 for 9 yards (J.Stupar).

Detroit Lions at 10:12

- 1-10-DET 46 (10:12) A.Brown left tackle to DET 45 for -1 yards (E.Lankster).
- 2-11-DET 45 (9:38) A.Brown left guard to DET 49 for 4 yards (G.Wilson).
- 3-7-DET 49 (8:55) (Shotgun) B.Bollinger pass short right to D.Looker to BUF 48 for 3 yards (J.Byrd).
- 4-4-BUF 48 (8:11) Nick.Harris punts 37 yards to BUF 11, Center-D.Muhlbach, downed by DET-Z.Follett.

Buffalo Bills at 8:03

- 1-10-BUF 11 (8:03) B.Hall up the middle to BUF 16 for 5 yards (C.Darby).
- 2-5-BUF 16 (7:33) (No Huddle) B.Hall up the middle to BUF 20 for 4 yards (O.Harris).
- 3-1-BUF 20 (7:01) (No Huddle) B.Hall up the middle to BUF 31 for 11 yards (S.Conover). R8
- 1-10-BUF 31 (6:37) (No Huddle) B.Hall up the middle to BUF 31 for no gain (S.Schweigert).
- 2-10-BUF 31 (6:07) (No Huddle) G.Hamdan pass deep right to St.Johnson to DET 42 for 27 yards (C.Lowry). BUF-B.Rodd was injured during the play. Caught in flat at DET 47. P9
- 1-10-DET 42 (5:35) B.Hall left tackle to DET 41 for 1 yard (S.Schweigert).
- 2-9-DET 41 (4:52) (No Huddle, Shotgun) G.Hamdan pass deep left to St.Johnson to DET 8 for 33 yards (R.Robinson). Caught along sideline at DET 15. P10
- 1-8-DET 8 (4:03) (No Huddle) B.Hall up the middle to DET 5 for 3 yards (O.Martin).
- 2-5-DET 5 (3:35) (No Huddle) G.Hamdan pass incomplete short right to St.Johnson (C.Gordon). Receiver and coverage in back corner of end zone.
- 3-5-DET 5 (3:28) (No Huddle) G.Hamdan pass incomplete short right to St.Johnson (C.Gordon). Receiver and coverage in front corner of end zone.
- 4-5-DET 5 (3:24) **R.Lindell 24 yard field goal is GOOD, Center-G.Sanborn, Holder-B.Moorman.**

DET 7 BUF 3, 11 plays, 84 yards, 4:40 drive, 11:37 elapsed

R.Lindell kicks 71 yards from BUF 30 to DET -1. D.Williams to DET 29 for 30 yards (A.Bowen).

Detroit Lions at 3:23, (1st play from scrimmage 3:15)

- 1-10-DET 29 (3:15) B.Bollinger pass short right to C.Butler to DET 39 for 10 yards (G.Wilson). Caught in flat at DET 35. P16
- 1-10-DET 39 (2:37) A.Brown up the middle to DET 42 for 3 yards (G.Wilson).
- 2-7-DET 42 (2:08) A.Brown up the middle to BUF 35 for 23 yards (Nic.Harris). Rush credited to spot of foul (DET 46).
- PENALTY on DET-M.Brown, Offensive Holding, 10 yards, enforced at DET 46.*
- 2-13-DET 36 (1:33) (Shotgun) B.Bollinger pass short left to A.Brown to DET 39 for 3 yards (G.Wilson).
- 3-10-DET 39 (:53) (Shotgun) B.Bollinger pass incomplete short right to J.Standeford.
- 4-10-DET 39 (:53) (Punt formation) M.Manuel right tackle to BUF 41 for 20 yards (A.Bowen). R17
- 1-10-BUF 41 (:02) A.Brown up the middle to BUF 37 for 4 yards (J.Byrd).

End of quarter - 8:47 pm

| END OF QUARTER | Score | Time | First Downs | | | | Efficiencies | |
|----------------------------|-------|------|-------------|---|---|---|--------------|-------|
| ==== Quarter Summary ===== | | Poss | R | P | X | T | 3Down | 4Down |
| Detroit Lions | 7 | 9:04 | 3 | 2 | 0 | 5 | 0/3 | 1/1 |
| Buffalo Bills | 3 | 5:56 | 1 | 2 | 0 | 3 | 1/3 | 0/0 |

4th Quarter

Play By Play

Detroit Lions continued.

- 2-6-BUF 37 (15:00) A.Brown up the middle to BUF 32 for 5 yards (J.Wendling).
Timeout #1 by DET at 14:19.
- 3-1-BUF 32 (14:19) B.Bollinger pass short right to D.Gronkowski to BUF 21 for 11 yards (J.Wendling). Dump pass, caught at BUF 30. P18
- 1-10-BUF 21 (13:41) A.Brown up the middle to BUF 17 for 4 yards (J.Wendling).
- 2-6-BUF 17 (13:41) A.Brown up the middle to BUF 14 for 3 yards (J.Wendling).
- 3-3-BUF 14 (12:26) B.Bollinger pass incomplete to K.Colbert [A.Maybin]. Thrown away after pressure.
- 4-3-BUF 14 (12:20) **B.Cundiff 32 yard field goal is GOOD, Center-D.Muhlbach, Holder-Nick.Harris.**

DET 10 BUF 3, 13 plays, 57 yards, 6:06 drive, 2:43 elapsed

B.Cundiff kicks 71 yards from DET 30 to BUF -1. C.Hawthorne to BUF 29 for 30 yards (C.Lowry).

Buffalo Bills at 12:17, (1st play from scrimmage 12:09)

- 1-10-BUF 29 (12:09) B.Hall right tackle to BUF 27 for -2 yards (L.Cohen).
- 2-12-BUF 27 (11:40) (No Huddle) G.Hamdan pass incomplete deep right to J.Jenkins. Overthrown, receiver near sideline at DET 35.
- 3-12-BUF 27 (11:33) G.Hamdan sacked at BUF 20 for -7 yards (O.Harris).
- 4-19-BUF 20 (11:00) B.Moorman punts 54 yards to DET 26, Center-G.Sanborn. D.Williams MUFFS catch, and recovers at DET 28. D.Williams to DET 28 for no gain (J.Stupar).

Detroit Lions at 10:51

- 1-10-DET 28 (10:51) T.Davis left tackle to DET 39 for 11 yards (J.Corto). R19
- 1-10-DET 39 (10:14) T.Davis up the middle to DET 41 for 2 yards (D.Jones).
- 2-8-DET 41 (9:37) B.Bollinger pass short middle to C.Butler to DET 46 for 5 yards (J.Corto). Caught in coverage at DET 46.
Timeout #1 by BUF at 09:05.
- 3-3-DET 46 (9:05) (Shotgun) B.Bollinger pass incomplete short middle to D.Looker (R.Corner). Receiver and coverage at BUF 48.
- 4-3-DET 46 (8:59) Nick.Harris punts 48 yards to BUF 6, Center-D.Muhlbach. C.Hawthorne pushed ob at BUF 25 for 19 yards (D.Muhlbach).

Buffalo Bills at 8:48

- 1-10-BUF 25 (8:48) C.McIntyre left tackle to BUF 27 for 2 yards (D.Levy).
- 2-8-BUF 27 (8:14) (No Huddle) G.Hamdan pass deep left to J.Jenkins to DET 29 for 44 yards (C.Lowry). P11
- 1-10-DET 29 (7:54) (No Huddle) B.Hall up the middle to DET 30 for -1 yards (L.Alama-Francis).
- 2-11-DET 30 (7:14) (No Huddle) G.Hamdan pass incomplete short left to St.Johnson. Underthrown, receiver in flat at DET 25.
- 3-11-DET 30 (7:10) (No Huddle) G.Hamdan pass incomplete deep right to J.Jenkins. Overthrown, receiver in flat at DET 10.
- 4-11-DET 30 (7:03) **R.Lindell 48 yard field goal is GOOD, Center-G.Sanborn, Holder-B.Moorman.**

DET 10 BUF 6, 6 plays, 45 yards, 1:49 drive, 8:01 elapsed

R.Lindell kicks 65 yards from BUF 30 to DET 5. D.Williams to DET 21 for 16 yards (C.Harris).

Detroit Lions at 6:59, (1st play from scrimmage 6:53)

- 1-10-DET 21 (6:53) **K.O'Connell in at QB. T.Davis left tackle for 79 yards, TOUCHDOWN.** R20
B.Cundiff extra point is GOOD, Center-D.Muhlbach, Holder-Nick.Harris.

DET 17 BUF 6, 1 plays, 79 yards, 0:17 drive, 8:18 elapsed

B.Cundiff kicks 65 yards from DET 30 to BUF 5. C.Hawthorne to BUF 31 for 26 yards (Z.Follett). Return credited to BUF 25 (spot of foul).

PENALTY on BUF-C.Ellis, Offensive Holding, 10 yards, enforced at BUF 25.

Buffalo Bills at 6:42, (1st play from scrimmage 6:34)

- 1-10-BUF 15 (6:34) G.Hamdan pass incomplete deep middle to T.Devree (Z.Follett). Receiver and coverage at BUF 48.
- 2-10-BUF 15 (6:24) (No Huddle) C.McIntyre up the middle to BUF 21 for 6 yards (S.Schweigert).
- 3-4-BUF 21 (5:50) (No Huddle) C.McIntyre up the middle to BUF 26 for 5 yards (S.Conover). R12
- 1-10-BUF 26 (5:19) (No Huddle) *PENALTY on BUF-R.Manalac, False Start, 5 yards, enforced at BUF 26 - No Play.*
- 1-15-BUF 21 (5:05) (No Huddle) C.McIntyre up the middle to BUF 22 for 1 yard (Sp.Smith).
- 2-14-BUF 22 (4:30) (No Huddle, Shotgun) G.Hamdan pass short left to S.Nelson to BUF 29 for 7 yards (D.Muhlbach).
- 3-7-BUF 29 (3:54) (No Huddle, Shotgun) G.Hamdan pass short middle to J.Jenkins to DET 48 for 23 yards (O.Harris). P13
- 1-10-DET 48 (3:54) (No Huddle, Shotgun) C.McIntyre left guard to DET 46 for 2 yards (O.Harris).
- 2-8-DET 46 (2:58) (No Huddle, Shotgun) G.Hamdan pass short right to S.Nelson pushed ob at DET 40 for 6 yards (M.Manuel).
- 3-2-DET 40 (2:50) (No Huddle) C.McIntyre up the middle to DET 36 for 4 yards (Z.Follett). R14
- 1-10-DET 36 (2:22) (No Huddle) C.McIntyre up the middle to DET 27 for 9 yards (Z.Follett).

Two-Minute Warning

- 2-1-DET 27 (1:59) (Shotgun) G.Hamdan pass short middle to T.Devree to DET 18 for 9 yards (Z.Follett). Caught at BUF 19. P15
- 1-10-DET 18 (1:32) (No Huddle) G.Hamdan pass short middle to T.Devree to DET 7 for 11 yards (S.Schweigert). Caught at DET 10. P16
Timeout #2 by BUF at 01:23.
- 1-7-DET 7 (1:23) G.Hamdan pass short right to J.Stupar pushed ob at DET 4 for 3 yards (Sp.Smith). Flare pass, caught at DET 6.
- 2-4-DET 4 (1:16) (No Huddle) B.Hall left tackle pushed ob at DET 2 for 2 yards (C.Gordon).
- 3-2-DET 2 (1:10) (No Huddle) G.Hamdan pass short right intended for St.Johnson INTERCEPTED by R.Robinson at DET -8. R.Robinson to DET 37 for 45 yards (B.Hall).

Detroit Lions at 0:58

- 1-10-DET 37 (:58) K.O'Connell kneels to DET 36 for -1 yards.
- 2-11-DET 36 (:30) K.O'Connell kneels to DET 34 for -2 yards.

End of game - 9:29 pm

| END OF QUARTER | Score | Time | First Downs | | | | Efficiencies | | |
|----------------------------|-----------|-------------|-------------|----------|----------|----------|--------------|------------|------------|
| ==== Quarter Summary ===== | | | Poss | R | P | X | T | 3Down | 4Down |
| Detroit Lions | 17 | 6:01 | 2 | 1 | 0 | 0 | 3 | 1/3 | 0/0 |
| Buffalo Bills | 6 | 8:59 | 2 | 4 | 0 | 0 | 6 | 3/6 | 0/0 |

Miscellaneous Statistics Report

Detroit Lions vs Buffalo Bills
9/3/2009 at Ralph Wilson Stadium

Ten Longest Plays for Detroit Lions

Yards Qtr Play Start Play Description

| | | | |
|----|---|-------------|---|
| 79 | 4 | 1-10-DET 21 | (6:53) K.O'Connell in at QB. T.Davis left tackle for 79 yards, TOUCHDOWN. |
| 39 | 3 | 1-10-DET 44 | (13:15) B.Bollinger pass deep left to A.Jennings to BUF 17 for 39 yards (A.Palmer). |
| 37 | 1 | 3-10-DET 8 | (11:29) (Shotgun) M.Stafford pass deep right to C.Johnson to DET 45 for 37 yards (G.Wilson). Caught along sideline at DET 25. |
| 23 | 2 | 2-10-BUF 28 | (1:41) (Shotgun) A.Cason up the middle to BUF 5 for 23 yards (A.Youboty). |
| 20 | 3 | 4-10-DET 39 | (:53) (Punt formation) M.Manuel right tackle to BUF 41 for 20 yards (A.Bowen). |
| 19 | 1 | 2-8-DET 47 | (10:38) M.Stafford pass to C.Johnson to BUF 34 for 19 yards (M.Buggs). Caught in flat at BUF 42. |
| 17 | 3 | 2-16-DET 27 | (13:44) A.Brown up the middle pushed ob at DET 44 for 17 yards (E.Lankster). |
| 15 | 3 | 1-10-DET 18 | (14:49) A.Brown up the middle pushed ob at DET 33 for 15 yards (J.Byrd). |
| 13 | 2 | 3-6-DET 27 | (12:35) M.Stafford pass short left to C.Fitzsimmons to DET 40 for 13 yards (M.Buggs). Caught in flat at DET 35. |
| 12 | 2 | 2-10-BUF 40 | (1:51) (Shotgun) B.Bollinger pass short right to D.Looker ran ob at BUF 28 for 12 yards. Caught along sideline at BUF 28. |

Ten Longest Plays for Buffalo Bills

Yards Qtr Play Start Play Description

| | | | |
|----|---|-------------|---|
| 44 | 4 | 2-8-BUF 27 | (8:14) (No Huddle) G.Hamdan pass deep left to J.Jenkins to DET 29 for 44 yards (C.Lowry). |
| 33 | 3 | 2-9-DET 41 | (4:52) (No Huddle, Shotgun) G.Hamdan pass deep left to St.Johnson to DET 8 for 33 yards (R.Robinson). Caught along sideline at DET 15. |
| 27 | 3 | 2-10-BUF 31 | (6:07) (No Huddle) G.Hamdan pass deep right to St.Johnson to DET 42 for 27 yards (C.Lowry). BUF-B.Rodd was injured during the play. Caught in flat at DET 47. |
| 23 | 4 | 3-7-BUF 29 | (3:54) (No Huddle, Shotgun) G.Hamdan pass short middle to J.Jenkins to DET 48 for 23 yards (O.Harris). |
| 14 | 1 | 1-10-BUF 20 | (15:00) R.Fitzpatrick pass short left to R.Parrish ran ob at BUF 34 for 14 yards [C.Avril]. Caught along sideline at BUF 34. |
| 11 | 1 | 3-8-BUF 49 | (6:03) (No Huddle, Shotgun) R.Fitzpatrick pass short left to D.Schouman to DET 40 for 11 yards (J.Dizon). Caught at DET 40, crossing from middle. |
| 11 | 3 | 3-1-BUF 20 | (7:01) (No Huddle) B.Hall up the middle to BUF 31 for 11 yards (S.Conover). |
| 11 | 4 | 1-10-DET 18 | (1:32) (No Huddle) G.Hamdan pass short middle to T.Devree to DET 7 for 11 yards (S.Schweigert). Caught at DET 10. |
| 10 | 2 | 2-10-BUF 29 | (3:24) (No Huddle) R.Fitzpatrick pass short middle to J.Stupar to BUF 39 for 10 yards (Z.Follett, D.Levy). Caught at BUF 36. |
| 9 | 1 | 2-11-BUF 33 | (7:24) (No Huddle, Shotgun) R.Fitzpatrick pass short left to St.Johnson to BUF 42 for 9 yards (C.Roberson). Caught at BUF 40. |

Touchdown Scoring Information

| | | Offense | Defense | Special Teams |
|----------|---------------|----------------|----------------|----------------------|
| VISITOR: | Detroit Lions | 2 | 0 | 0 |
| HOME: | Buffalo Bills | 0 | 0 | 0 |