



NEW ENGLAND PATRIOTS

PRESS RELEASE

GILLETTE STADIUM ★ ONE PATRIOT PLACE ★ FOXBOROUGH, MA 02035 ★ 508.384.4203
FAX: 508.543.9053 ★ WWW.PATRIOTS.COM ★ HTTP://MEDIA.PATRIOTS.COM

PATRIOTS OPEN SEASON VS BUFFALO ON MONDAY NIGHT

MEDIA SCHEDULE

TUESDAY, SEPTEMBER 8

3:15 p.m. Nick Caserio Conference Call
3:30 p.m. Dean Pees Conference Call
3:45 p.m. Bill Belichick Conference Call

WEDNESDAY, SEPTEMBER 9

10:50 - 11:10 a.m. Bill Belichick Press Conf.
11:10 - 11:55 a.m. Open Locker Room
Approx. 1:00 p.m. Practice Availability
1:45 p.m. Bills Conference Call
2:00 p.m. Bills Conference Call

THURSDAY, SEPTEMBER 10

11:10 - 11:55 a.m. Open Locker Room
Approx. 1:00 p.m. Practice Availability

FRIDAY, SEPTEMBER 11

10:50 - 11:10 a.m. Bill Belichick Press Conf.
11:10 - 11:55 a.m. Open Locker Room
Approx. 1:00 p.m. Practice Availability

2009 PATRIOTS SCHEDULE

PRESEASON (3-1)

Thurs., Aug. 13at Philadelphia W 27-25
Thurs., Aug 20 Cincinnati L 6-7
Fri., Aug. 28 at Washington W 27-24
Thurs., Sept. 3 N.Y. Giants W 38-27

REGULAR SEASON

Mon., Sept. 14 Buffalo 7:00 ESPN
Sun., Sept. 20 at N.Y. Jets 1:00 CBS
Sun., Sept. 27 Atlanta 1:00 FOX
Sun., Oct. 4 Baltimore 1:00 CBS
Sun., Oct. 11 at Denver 4:15 CBS
Sun., Oct. 18 Tennessee 4:15 CBS
Sun., Oct. 25 # Tampa Bay 1:00 CBS
Sun., Nov. 1 BYE WEEK
Sun., Nov. 8 Miami 1:00 CBS
Sun., Nov. 15 at Indianapolis 8:20 NBC
Sun., Nov. 22 N.Y. Jets 4:15* CBS*
Mon., Nov. 30 at New Orleans 8:30 ESPN
Sun., Dec. 6 at Miami 8:20* NBC*
Sun., Dec. 13 Carolina 1:00* CBS*
Sun., Dec. 20 at Buffalo 1:00* CBS*
Sun., Dec. 27 Jacksonville 1:00* CBS*
Sun., Jan. 3 at Houston 1:00* CBS*

#Wembley Stadium, London, England

PATRIOTS MEDIA WEBSITE

The Patriots' media-only website, located at <http://media.patriots.com>, will be updated for registered users throughout the season with all the latest media information, schedules, rosters and press releases. The media site will also serve as the team's primary credentialing system again in 2009.

BOSTON PATRIOTS VS. BUFFALO BILLS

Monday, September 14, 2009 ★ Gillette Stadium (68,756) ★ 7:00 p.m. EDT

The Boston Patriots will open the 2009 season on Monday Night Football for the fourth time in team history and the first time since the opening of Gillette Stadium in 2002. This week's game will mark the eighth time that the Patriots have opened the season against AFC East Divisional rival Buffalo and the first since the 2006 season. Last season the Patriots finished second in the division with an 11-5 record and are the only team in the NFL to have recorded nine or more wins in each of the last eight seasons.

AFL LEGACY GAMES



This season marks the 50th anniversary of the American Football League (AFL), of which the Patriots and Bills were original members. The Boston Patriots hosted the AFL's first regular season game on September 9, 1960 at Boston University Field. The Patriots and Bills will be the NFL's first "AFL Legacy Game." Both teams will wear their throwback uniforms. The Patriots will wear red and white uniforms, replicating the ones worn by the 1963 team that claimed the franchise's first division title and competed in the team's first league championship game. In honor of the 50th Anniversary, the Patriots will be the Boston Patriots for the four legacy games.

BROADCAST INFORMATION

TELEVISION: This week's game will be nationally televised by ESPN and can be seen in Boston on WCVB-TV Channel 5. **Mike Tirico** will handle play-by-play duties with **Ron Jaworski** and **Jon Gruden** providing color. **Suzu Kolber** will be the sideline reporter.

NATIONAL RADIO: This week's game will be broadcast to a national audience by **Westwood One**. **Marv Albert** and **Boomer Esiason** will call the game with **Steve Tasker** handling the sideline reporting.

RADIO: 98.5 FM, The Sports Hub, is the flagship station for the **Patriots Radio Network**. A complete listing of the network's 36 stations can be found in this press release. Play-by-play broadcaster **Gil Santos** is in his 33rd season as the voice of the Patriots and will call the action along with Patriots Hall of Famer **Gino Cappelletti**. Santos and Cappelletti are celebrating their 26th season as a tandem.

50TH ANNIVERSARY TEAM TO BE HONORED AT HALFTIME

In recognition of the 50th anniversary, the Patriots' Hall of Fame nominating committee has selected an All-Time Team, recognizing the greatest players at each position to play for the Patriots over 50 years. The Patriots' All-Time Team will be recognized in a ceremony on the field at halftime of the game against Buffalo.



MEDIA CONTACTS

PATRIOTS MEDIA RELATIONS OFFICE: 508-384-4203

Stacey JamesVice President of Media Relations staceyj@patriots.com 508-384-9105
Aaron Salkin Asst. Director of Media Relations.. aarons@patriots.com 508-326-6870
Scott BarbozaMedia Relations Assistant. scottb@patriots.com 508-384-9195
Christy BerkeryMedia Relations Assistant christyb@patriots.com 508-549-0518
Tara BertrandAdministrative Assistant..... tarab@patriots.com 508-384-4311
Jeff CournoyerDirector of Corporate Communications jeffco@patriots.com 508-549-0492



PATRIOTS 50TH ANNIVERSARY

50TH ANNIVERSARY

The Patriots are celebrating their 50th anniversary season in 2009 through a series of acknowledgements and dedications. The 50th season logo will appear throughout the 2009 season in Gillette Stadium, on Patriots.com, on items in the ProShop and in Patriots publications. For the Patriots and their fans, this season is one to celebrate a franchise that has grown from humble beginnings to become the winningest franchise in the NFL over the last 15 seasons.



ALL-TIME LISTS

Over the course of the year, the Patriots are unveiling a series of 20 "Top 10 All-Time" lists for fans to discuss and debate on Patriots All-Access and Patriots.com. Fans have the opportunity to vote for Top 10s in each of the 20 categories at Patriots.com. Fans can also rank the Top 50 Moments in Franchise History, and the Top 10 Moments, as chosen by the fans, will be unveiled over the course of the season.

ALL-TIME TEAM

In recognition of the 50th anniversary, the Patriots' Hall of Fame nominating committee has selected an All-Time Team recognizing the greatest players at each position to play for the Patriots over 50 years. The Patriots' All-Time Team will be recognized in the Patriots' home-opener against Buffalo on Sept. 14. .

ALL-TIME HEAD COACH AND HONORARY CAPTS.

Bill Belichick – Head coach
Gino Cappelletti - Honorary Offensive Captain
Tedy Bruschi – Honorary Defensive Captain

ALL-TIME OFFENSE

Bruce Armstrong – T	Stanley Morgan - WR
Matt Light – T	Troy Brown – WR
John Hannah - G	Irving Fryar – WR
Logan Mankins – G	Tom Brady – QB
Jon Morris –C	Jim Nance – RB
Ben Coates – TE	Sam Cunningham – RB

ALL-TIME DEFENSE

Julius Adams – DE	Steve Nelson - ILB
Richard Seymour – DE	Nick Buoniconti - ILB
Houston Antwine – DT	Mike Haynes - CB
Vince Wilfork – DT	Ty Law - CB
Andre Tippett – OLB	Fred Marion - S
Mike Vrabel – OLB	Rodney Harrison - S

ALL-TIME SPECIALISTS

Adam Vinatieri – PK	Rich Camarillo – P
Kevin Faulk – Returner	Mosi Tatupu – Special Teams

AFL LEGACY GAMES


This season also marks the 50th anniversary for the American Football League (AFL), of which the Patriots were an original member. The Boston Patriots, who hosted the AFL's first regular season game on Sept. 9, 1960 at Boston University Field, will



be featured in the NFL's first "AFL Legacy Game" on the opening weekend of the 2009 season. On Sept. 14, 2009, the Patriots will host the Buffalo Bills at Gillette Stadium on Monday Night Football. It will be the first of four "AFL Legacy Games" in which the Patriots will appear this season (at Den, vs. Ten and at Mia). The Patriots will wear red and white "throwback" uniforms in those games, replicating the uniforms worn by the 1963 team that claimed the franchise's first division title and competed in the franchise's first league championship game. Patriots coaches will also wear apparel featuring the Pat Patriot logo.

GAMEDAY PROGRAM DESIGN

The original "Pat Patriot" was born in 1960 when newspaper cartoonist Phil Bissell was assigned to sketch a reaction upon the announcement that Boston's American Football League team would be called the Patriots. From his original "Pat" cartoon, Bissell became forever linked with the franchise that wore a copy based off of his original figure on its helmets from 1961 to 1992. Bissell, a resident of Rockport, Mass., also contributed stylized "Pat Patriot" cartoons to the covers of over 50 Patriots game programs throughout the team's AFL seasons from 1960-69. In recognition of the Patriots 50th anniversary, Bissell has been commissioned to create the covers of this season's *Patriots GameDay* magazines in the same style of those early covers.



50TH ANNIVERSARY AFL EXHIBIT

The Hall at Patriot Place presented by Raytheon is a monument to 50 years of Patriots history. In recognition of both the Patriots' 50th anniversary and the 50th anniversary of the AFL, The Hall will feature a special exhibit throughout the 2009 season of game-worn jerseys, helmets and other memorabilia from the AFL era. For more information visit thehallatpatriotplace.com or call 508-698-4800.



PATRIOTS-BILLS

PATRIOTS ON MONDAY NIGHT FOOTBALL

The New England Patriots are 16-21 all-time on Monday Night Football, including a streak of five-straight wins on Monday Night dating back to a 31-21 win at the New York Jets on December 26, 2005. The Patriots are 7-8 in home Monday Night football games.

Last season, the Patriots defeated the Denver Broncos 41-7 in the team's only game on MNF on October 20, 2008 at Gillette Stadium.

This week's game will be the fourth time that the Patriots will open the season on Monday Night Football and the first time since the 2002 season when the Patriots opened Gillette Stadium with a 30-14 win over the Pittsburgh Steelers (9-9-02). The Patriots also opened the season on Monday Night Football in 1979 vs. Pittsburgh in Foxboro and at Denver in 1998.

PATRIOTS OPENING MONDAY NIGHT GAMES

Year	Opponent	Score
1979	vs. Pittsburgh	13-16 (L) OT
1998	at Denver	21-27 (L)
2002	vs. Pittsburgh	30-14 (W)

SAMMY MORRIS LIKES MONDAY NIGHT

Sammy Morris has rushed for over 100 yards in his last two Monday Night Football games. Morris gained 138 yards rushing on 16 carries vs. Denver (10/20/08) and had 117 yards on 21 carries at Cincinnati (10/7/07). (Morris was on injured reserve for the Patriots Monday night game at Balt. (12/3/07).

PATRIOTS VS. BUFFALO IN SEASON OPENERS

The Patriots will be opening the season against the Buffalo Bills for the eighth time in team history and the first time since a 19-17 win vs. Buffalo in the 2006 season-opener on September 10, 2006.

The Patriots, who are 57-40-1 all-time against Buffalo, are 3-4 against Buffalo when meeting in the season-opener.

Patriots vs. Buffalo in season-openers

YEAR	DATE	OPPONENT	SCORE
1965	9/11	at Buffalo	24-7 (L)
1968	9/8	at Buffalo	16-7 (W)
1973	9/16	vs. Buffalo	31-13 (L)
1984	9/2	at Buffalo	21-17 (W)
1993	9/5	at Buffalo	38-14 (L)
2003	9/7	at Buffalo	31-0 (L)
2006	9/10	vs. Buffalo	19-17 W

OPENING DAY RECORDS

	W	L	T	Pct.	Streak
New England Patriots	25	24	0	.510	W-5
Bill Belichick	8	6	0	.571	W-5
Tom Brady	6	1	0	.857	W-5

PATRIOTS SEASON-OPENING SUPERLATIVES

Rushing Yards

Year	Name	Opponent	No	Yds	Avg	LG	TD
1982	Tony Collins	Baltimore	21	137	6.5	54	0
1977	S. Cunningham	Kansas City	23	105	4.6	11	0
1995	Curtis Martin	Cleveland	19	102	5.4	30	1
1983	R. Weathers	Baltimore	6	100	16.7	77	1

Receiving Yards

Year	Name	Opponent	No	Yds	Avg	LG	TD
2007	Randy Moss	N.Y. Jets	9	183	20.3	51	1
1994	Ben Coates	Miami	8	161	20.1	62	2
1989	Cedric Jones	N.Y. Jets	8	148	18.5	36	0
1978	Harold Jackson	Washington	7	124	17.7	45	1

Passing Yards

Year	Name	Opponent	Att	Com	Yds	TD	Int
1994	Drew Bledsoe	Miami	51	32	421	4	2
1999	Drew Bledsoe	N.Y. Jets	30	21	340	1	1
1997	Drew Bledsoe	San Diego	39	26	340	4	0
2004	Tom Brady	Indianapolis	38	26	335	3	1

RECENT PATRIOTS SEASON OPENERS

The Patriots have won 12 of their past 14 home openers, including a perfect 7-0 record at Gillette Stadium. Overall, the Patriots have won five of their last six regular-season openers, including five straight victories dating back to 2004.

PATRIOTS SEASON OPENERS SINCE 2002

PATRIOTS SEASON OPENERS SINCE 2002

Date	Opp	W/L	Score	Game Notes
09/07/08	vs. KC	W	17-10	The Patriots won their 20 th consecutive regular-season game
09/09/07	at NYJ	W	38-14	Randy Moss totals 183 yards in Patriots debut
09/10/06	BUF	W	19-17	Fourth-quarter safety by Ty Warren provides winning points
09/08/05	OAK	W	30-20	Patriots unveil third Super Bowl banner in Thursday night opener
09/09/04	IND	W	27-24	Willie McGinest sack leads to missed Colts FG in final minute
09/07/03	at BUF	L	0-31	Loss sparks 17 wins in next 18 games en route to Super Bowl win
09/09/02	PIT	W	30-14	Patriots win Gillette Stadium opener, first banner raised

DIVISIONAL DOMINANCE

The New England Patriots own a 39-11 (.780) record in regular season AFC East games since the beginning of the 2001 season, compiling the best intra-division record of any team in the NFL over the last eight seasons.

NFL'S TOP DIVISIONAL RECORDS SINCE 2001

Team	W	L	T	Pct.
New England Patriots	39	11	0	.780
Pittsburgh Steelers	39	13	0	.750
Indianapolis Colts	35	15	0	.700
Green Bay Packers	34	16	0	.680
Seattle Seahawks	32	18	0	.640
Philadelphia Eagles	31	19	0	.620
Denver Broncos	29	21	0	.580
New York Giants	28	22	0	.560
Minnesota Vikings	28	22	0	.560
Chicago Bears	28	22	0	.560
San Diego Chargers	28	22	0	.560
Tennessee Titans	28	24	0	.538
Baltimore Ravens	28	24	0	.538

AFC EAST DIVISIONAL RECORDS SINCE 2001

Team	W	L	T	Pct.	Div. Titles	Years
New England	39	11	0	.780	5	2001, 2003-07
New York Jets	25	25	0	.500	1	2002
Miami	20	30	0	.400	1	2008
Buffalo	17	33	0	.340	0	---



NOTES: The Indianapolis Colts were members of the AFC East in 2001 and compiled a 3-5 divisional record that season. In 2002, the Patriots and Jets both finished with a 9-7 overall record and a 4-2 divisional record, but the Jets claimed the division title by virtue of having a better record against common opponents. In 2008, the Patriots and Dolphins both finished with an 11-5 overall record and a 4-2 divisional record and were tied in games against common opponents, but the Dolphins claimed the division title by virtue of having a better conference record.



PATRIOTS-BILLS

SERIES HISTORY

The Patriots and Bills will meet for the 99th time, with New England holding a 57-40-1 edge. The series between the AFC East rivals began in 1960. The Patriots' 57 wins over the Bills are their highest victory total over any opponent, eight more than they own over the New York Jets (49). New England has won 11 straight games in the series and has won 16 of its last 18 games against Buffalo dating back to the 2000 season. The Patriots have swept the season series from the Bills in five straight years and have achieved the feat seven of the last eight years. The Patriots have won by an average margin of 20.5 points per game during their current 11-game win streak. The Patriots have had the upper hand when playing the Bills at home as they own a 30-19 record. The Patriots beat the Bills last season at Ralph Wilson Stadium by a 13-0 score. The teams have had many memorable matchups over the years, including a five-game span from 1999 to 2001 where four of the five contests were decided in overtime.



The results of the first 99 games between the Patriots and the Bills can be found on page 287 of the 2009 Patriots Media Guide.

SERIES TRENDS

Home Record	30-19
Record in Foxborough	24-14
Foxboro Stadium	17-14
Gillette Stadium	7-0
Record in Boston	6-5
Away Record	27-21-1
War Memorial Stadium	7-6-1
Ralph Wilson/Rich Stadium	20-15
Largest Margin of Victory	46 pts (2007)
Largest Margin of Defeat	35 points (1970)
Longest Win Streak	11 games
Bill Belichick vs. Buffalo Bills	16-3 (16-2 with N.E.)
Dick Jauron vs. New England ...	1-7 (0-6 with Buffalo)

PATRIOTS – BILLS QUICK HITS

- The Patriots will look to remain undefeated against Buffalo at Gillette Stadium. The Patriots have won the previous seven games.
- The Patriots have recorded 57 wins over the Bills, the most by the Patriots against any one opponent.
- New England has won 11 straight games against Buffalo, tying their longest series winning streak against an opponent.
- The Patriots have defeated the Bills 16 times in the last 18 games between the teams – a feat never before achieved in franchise history against any opponent.
- The Patriots defense has held the Bills to a touchdown or less in the last five games between the teams.
- Bill Belichick holds a 16-3 career record against Buffalo, including a 16-2 record as head coach of the Patriots.

TALE OF THE TAPE

2008 Regular Season	New England	Buffalo Bills
Record	11-5	7-9
Divisional Standings	2 nd	4th
Total Yards Gained	5,847	4,882
Total Offense (Rank)	365.4 (5)	305.1 (25)
Rush Offense	142.4 (6)	115.1 (14)
Pass Offense	223.1 (12)	190.0(22)
Points Per Game	25.6 (8)	21.0 (23)
Total Yards Allowed	4,944	5,217
Total Defense	309.0 (10)	326.1 (14)
Rush Defense	107.6 (15)	121.6 (22)
Pass Defense	201.4 (11)	204.4 (13)
Points Allowed/Game	19.3 (8)	21.4 (14)
Possession Avg.	32:09	30:04
Sacks Allowed/Yards Lost	48/221	38/262
Sacks Made/Yards	31/239	24/170
Passing TD/Int (off.)	21/11	14/15
Passing TD/Int (def.)	27/14	14/10
Total Touchdowns	43	35
Penalties Against/Yards	57/501	71/538
Punts/Avg.	50/44.0	58/44.1
Field Goals Made/Att.	36/40	30/38
Takeaway/Giveaway Ratio	+1	-8

SERIES SUCCESS

The Patriots have won 11 straight games against the Bills, which is tied for the longest regular-season winning streak against an opponent in team history.

PATRIOTS LONGEST SERIES WINNING STREAKS

Win Strk	Date Opponent	Date Begun	Date Ended
11	Buffalo Bills	01/02/83	12/20/87
11	Buffalo Bills	12/27/03	Active
10	San Diego Chargers	12/02/73	10/14/01
7	New York Jets	09/21/03	11/12/06
7	Indianapolis Colts	10/20/96	09/19/99

LONGEST CURRENT NFL SERIES WINNING STREAKS

Team	Opponent	Win Streak	Last Loss
San Diego	Oakland	11	09/28/03
Pittsburgh	Cleveland	11	10/05/03
New England	Buffalo	11	09/07/03
Buffalo	Cincinnati	9	01/08/89

THE LAST TIME: PATRIOTS 13, BILLS 0

December 28, 2008 ★ Ralph Wilson Stadium

	1	2	3	4	Final
New England Patriots	3	0	7	3	— 13
Buffalo Bills	0	0	0	0	— 0

With gusty winds of 75 miles per hour, the wind wreaked havoc for both teams. Despite the game conditions, the Patriots were able to put together three scoring drives and shutout the Bills, 13-0. QB Matt Cassel attempted just eight passes in the game. Buffalo never got closer than the New England 34-yard line against a stingy Patriots defense. RB Sammy Morris had 24 carries for 85 yards and Lamont Jordan had 20 carries for 64 yards.



PATRIOTS-BILLS

PASSING PERFORMANCES

Tom Brady is slated to start against Buffalo for the 15th time in his career. The Patriots signal caller has led the Patriots to 13 regular season victories over the Bills, recording his highest regular season victory total over any opponent. Brady has compiled nine consecutive victories over the Bills, marking his longest regular-season winning streak over any opponent. Additionally, Brady has thrown for more touchdowns (30) against Buffalo than any other opponent.

Tom Brady vs. Buffalo (13-1)

DATE	H/A	A	C	YDS	%	TD	I	RT	W/LSCORE
11/11/01	H	21	15	107	.714	1	1	78.9	W21-11
12/16/01	A	35	19	237	.543	0	1	63.6W(ot)	12-9
11/03/02	A	26	22	265	.846	3	0	147.6	W 38-7
12/08/02	H	27	15	183	.556	2	0	101.3	W27-17
09/07/03	A	28	14	123	.500	0	4	22.4	L 0-31
12/27/03	H	32	21	204	.656	4	0	122.9	W 31-0
10/03/04	A	30	17	298	.567	2	0	112.9	W31-17
11/14/04	H	35	19	233	.543	2	1	82.2	W 29-6
10/30/05	H	21	14	199	.667	1	0	113.9	W21-16
12/11/05	A	38	29	329	.763	2	2	97.4	W 35-7
09/10/06	H	23	11	163	.478	2	1	82.3	W19-17
10/22/06	A	27	18	195	.667	2	0	112.4	W 28-6
09/23/07	H	29	23	311	.793	4	0	150.9	W 38-7
11/18/07	A	39	31	373	.795	5	0	146.1	W56-10
Career Totals		411	268	3220	.652	3010	103.3	13-1	

CONNECTIONS

- **Buffalo Head Coach Dick Jauron** attended Swampscott High School, where he was named one of the top ten prep athletes of the 20th Century in the state of Massachusetts by the Boston Globe. Later, Jauron went on to play running back at Yale University where he still holds several school records, including consecutive 100-yard rushing games (16).
- Patriots veteran **RB Fred Taylor** and Bills **CB Drayton Florence** were 2008 teammates on the Jacksonville Jaguars. Florence was also teammates with Patriots **WR Wes Welker** in 2004 on the San Diego Chargers.
- Bills **CB Dustin Fox's** uncle, **Tim**, was a first round draft choice of New England in 1976 and played 6 seasons with the Patriots..
- Bills **OL Geoff Hangartner** played his college ball at Texas A&M and was teammates with **DL Ty Warren** (2001-02).
- Patriots rookie **DL Myron Pryor** and Bills **WR Steve Johnson** were teammates at Kentucky from 2005-2007. Newlyacquired Patriots **DB Shawn Springs** and Bills **Rian Lindell** were teammates on the Seattle Seahawks from 2000-2002.
- Patriots **CB Leigh Bodden** and Bills **FB Corey McIntyre** played for the Browns during the 2005 campaign.

CONNECTIONS (continued)

- Bills **OL Seth McKinney** was teammates with Pats **CB Leigh Bodden** in Cleveland in 2007.
- Bills **WR/PR Roscoe Parrish** and Patriots **S Brandon Meriweather** were teammates at the University of Miami in 2003 & 2004. Meriweather and Parrish were also teammates with Patriots **NT Vince Wilfork** in 2003.
- **Stroud** played for the Jaguars from 2001-2007. Taylor and Stroud also played for Jacksonville with Patriots **P Chris Hanson** from 2001-2006. Bills **LB Pat Thomas** was a Jaguar from 2005-2007, as was **Dan Connolly** in 2005 and 2006.
- Returning Patriots **LB Tully Banta-Cain** and Bills **OT Langston Walker** were teammates at Cal from 1999-2001.
- Patriots **WR Randy Moss** and **OT Langston Walker** played together on the Oakland Raiders in 2005 and 2006.
- Patriots **LB Pierre Woods** and Bills **S Donte Whitner** were high school teammates at Glenville High School (OH) and played against each other in college football's biggest rivalry. Whitner attended Ohio State (2003-2006) and Woods played at Michigan (2002-2006).
- Bills **RB Justise Hairston** hails from New Britain, Conn. And transferred to Central Connecticut from Rutgers for his senior season in 2006. Hairston also spent the 2007 season as a member of the New England Patriots practice squad.
- Bills **TE Jonathan Stupar** originally entered the NFL as an undrafted free agent with the Patriots in 2008.
- Patriots rookie **OL Rich Ohrnberger** and Bills rookie **DE Aaron Maybin** were teammates at Penn State from 2006-2008.
- Patriots rookie **S Pat Chung** and Bills rookie **CB Jairus Byrd** patrolled the secondary together at Oregon for three years, from 2006-2008.
- Patriots **WR Sam Aiken** played for the Bills from 2003-2007.
- Patriots **RB Sammy Morris** played for the Bills from 2000-2003.



INSIDE THE NUMBERS

MILESTONES APPROACHING

2

The number of wins the Patriots need to reach 400 total wins. New England's all-time record is 398-367-9.

3

The number of touchdown passes QB Tom Brady needs to become the 27th NFL player to throw for 200 touchdowns.

7

The number of wins in home-openers at Gillette Stadium. The Patriots are a perfect 7-0 in home-openers at Gillette Stadium.

15

The number of touchdown receptions Randy Moss needs to become the second player in NFL history with 150 receiving touchdowns. Moss can join Jerry Rice (197) as the only players in NFL history with 150 receiving touchdowns. In 11 seasons, Moss has 135 touchdown receptions.

17

The number of field goals K Stephen Gostkowski needs to take over 4th place on the Patriots' all-time field goal list.

18

The number of receptions WR Joey Galloway needs to become the 30th player in NFL history with 700 career receptions.

57

The number of receptions WR Randy Moss needs to become the 10th player in NFL history to surpass 900 career receptions.

290

The number of receiving yards WR Joey Galloway needs to become the 21st player in NFL history with 11,000 yards receiving.

222

The number of rushing yards RB Kevin Faulk needs to pass Dan Calhoun (3,91 yards) for fifth place on the Patriots all-time rushing list.

441

The number of passing yards QB Tom Brady needs to pass Steve Grogan for second place on the Patriots' All-time list.

799

The number of yards WR Randy Moss needs to become the seventh player in NFL history to reach 14,000 yards. Moss enters the 2009 season in 9th place all-time with 13,201 receiving yards.

PATRIOTS HALL OF FAME

1

The number of contributors in the Patriots Hall of Fame after Chairman and CEO Robert Kraft inducted William H. "Billy" Sullivan, the team's founder this year.

2

The number of Patriots Hall of Famers who also won League MVP honors (Gino Cappelletti in 1964 and Jim Nance in 1966).

4

The number of Patriots Hall of Famers who are also in the Pro Football Hall of Fame (John Hannah, Andre Tippett, Mike Haynes and Nick Buoniconti).

14

The number of players in the Patriots Hall of Fame following the induction of former RB Jim Nance.

104.1

The average number of rushing yards Nance had per game during his MVP season in 1966, which still remains a Patriots single-season record.

STREAKING

161

The number of consecutive home games the Patriots have sold out. The streak includes every preseason, regular-season and playoff game since the 1994 regular-season opener.

7

The number of consecutive seasons in which the Patriots have won nine or more regular-season games. They are the only team in the NFL to have won at least nine games in each of the last seven seasons entering 2009.

12

The number of consecutive regular-season games the Patriots have won when a New England player has a 100-yard rushing game. The last time New England lost a game in which one of its runners broke the 100-yard mark was on Dec. 20, 2004, when the Patriots lost 29-28 at Miami despite a 121-yard effort by Corey Dillon.

13

The number of consecutive regular-season victories the Patriots have recorded against NFC teams, a streak that dates back to 2005.

THE KRAFT ERA

3

The number of Super Bowl championships the Patriots have won since Robert Kraft purchased the team in 1994. That mark is the highest total in the NFL over that span. Only Denver (2: 1997 and 1998) and Pittsburgh (2: 2005 and 2008) have won multiple Super Bowl titles since 1994.

5

The number of conference championships the Patriots have won since Robert Kraft purchased the team in 1994. That mark is the highest total in the NFL over that span. Pittsburgh has won three conference titles since 1994.

17

The number of playoff games the Patriots have won since Robert Kraft purchased the team in 1994. That mark is the highest total in the NFL over that span. Pittsburgh ranks second with 15 playoff wins over that span.

24

The number of playoff games the Patriots have appeared in since 1994. The mark is the highest in the NFL, ahead of the 23 games played by Pittsburgh.

THE BELICHICK ERA

4

Bill Belichick is one of just four head coaches to win three championships since the Super Bowl era began following the 1966 season. Coach Belichick joins three members of the Pro Football Hall of Fame in the exclusive club (Chuck Knoll 4, Joe Gibbs 3, and Bill Walsh 3). Belichick is the only coach to win three Super Bowls in the post-1993 salary cap era.

7

The number of consecutive home-opening wins in Belichick's nine Patriots seasons.

97-31

The Patriots' record since 2001 under Head Coach Bill Belichick. Under Belichick, the Patriots have won 75.8 percent of their regular-season games, recording the highest winning percentage of any major American professional sports team over that span.

116

The number of wins Coach Belichick has recorded since becoming Patriots head coach in 2000.



PATRIOTS FOOTBALL NETWORK

The **Patriots Football Network** (PFN) is the full portfolio of media offerings from the three-time Super Bowl Champion New England Patriots. PFN provides Patriots content produced both in-house and with media partners spanning print, television, radio and the Internet.

PATRIOTS ALL ACCESS

T Emmy-Award winning Patriots All Access airs weekly throughout the season on WBZ, Channel 4 in Boston and regional affiliates. Patriots All Access features exclusive, behind-the-scenes access and in-depth weekly features on Patriots players and personnel. Hosted by WBZ's Steve Burton, the show features weekly sit-downs with Coach Bill Belichick, including the popular "Belestrator" segment where the coach breaks down upcoming opponents.



Saturdays at 7:00 p.m. and Sundays at 10:00 a.m. on **WBZ-TV Channel 4 in Boston**

Sundays at 10:00 a.m. on **WNAC-TV in Providence**; Saturdays at 12:05 a.m. on **WMUR-TV in Manchester, N.H.**

Saturdays at 5:00 a.m. on **WMTW-TV in Portland, Maine**; Saturdays at 5:00 p.m. on **WCTX-TV in Hartford, Conn.**

Saturdays at 7:00 p.m. on **WFXQ-TV in Springfield, Mass.**; Sundays at 11:00 a.m. on **WVII-TV in Bangor, Maine**

TOTALLY PATRIOTS



Totally Patriots, a youth-oriented football show, airs each Sunday morning on WSBK, Channel 38 in Boston. Each week, Totally Patriots allows the next generation of Patriots fans unprecedented access to their favorite players, enabling them to ask questions in a relaxed, informal setting. The program also includes the opportunity to win college scholarships by writing weekly essays on the Patriots.

PATRIOTS TODAY AND PATRIOTS THIS WEEK

PATRIOTS TODAY: Available daily at Patriots.com and on Verizon Fios on Demand

PATRIOTS THIS WEEK: Saturdays at 10:00 p.m. on WSBK Channel 38 *Patriots Today* gives fans a daily, in-depth look at the club that is unmatched by any other outlet. The show is hosted by Kristina Akra with daily reports from Brian Lowe and twice-weekly analysis from PFW's Paul Perillo. This daily Webcast is dedicated exclusively to the Patriots and provides daily features, reports and commentary that will satisfy every fan's daily Patriots fix. Every Saturday night during the season on Channel 38, Kristina Akra will bring you *Patriots This Week*, providing a thorough recap of each week's developments.

PATRIOTS.COM NEWS

Patriots.com features daily updates and exclusive content from the writers of *Patriots Football Weekly*, offering everything from breaking news to player features and the popular "Ask PFW" postings.

VIDEO

The first professional sports team website to offer streaming video provides Patriots fans with a variety of exclusive video content. Visitors can choose their channel and watch exclusive video from news to cheerleaders. Patriots.com also features video of every Patriots press conference, including postgame press conferences and Coach Belichick's weekday media updates.

AUDIO

Patriots Web Radio programming is available exclusively on Patriots.com beginning at noon each day, Monday through Friday. Kicking off the programming lineup is PFW In Progress, a daily online program that features candid commentary from the writers of *Patriots Football Weekly*. Following PFW In Progress is Patriots Playbook, hosted by John Rooke, featuring items from around the NFL. Stay tuned for the debut of new shows during the 2009 season. Patriots.com also offers streaming audio of every Patriots press conference, as well as archives of Patriots.com Radio shows. Patriots.com provides podcasts of Patriots.com radio offerings as well as exclusive content.

PATRIOTS MONDAY ON WEEI

WEEI Sports Radio broadcasts Patriots Monday each week, offering fans unique insight and analysis from Coach Belichick and Tom Brady in addition to other Patriots players. WEEI will broadcast Patriots Monday live from Gillette Stadium each Monday, kicking off with Dennis & Callahan at 6:00 a.m.

PATRIOTS FRIDAY ON WEEI

WEEI Sports Radio broadcasts Patriots Friday each week, offering fans a look ahead at the weekend's game, match ups and rivalries. Various Patriots players will be featured on air. WEEI will broadcast Patriots Fridays each week throughout the season, kicking off with Dennis & Callahan at 6:00 a.m., followed by Dale & Holley at 10:00 a.m. and The Big Show with Glenn Ordway from 2:00 to 6:00 p.m.

98.5 THE SPORTS HUB PATRIOTS RADIO NETWORK

A new era in Patriots Radio history begins this season, with the move of the game broadcasts to 98.5 FM, Boston's Sports Hub. The transition to Boston's new all-sports radio station insures that Patriots fans will continue to hear every kick, block and tackle in stereo, and without static, in crystal-clear FM quality. Fans all over New England will be able to listen in to any of 36 stations on the Safety Insurance 98.5 The Sports Hub Patriots Radio Network, starting with Patriots Preview three hours before kickoff, and capped off with Patriots Postgame for three hours after the final gun.



FLAGSHIP STATION 98.5 FM Boston's Sports Hub

MASSACHUSETTS

WAQY	Springfield	102.1 FM
WBEC	Pittsfield	1420 AM
WPKZ	Fitchburg	1280 AM
WNAW	N. Adams	1230 AM
WBSM	New Bedford	1420 AM
WPVQ	Greenfield	95.3 FM
WSAR	Fall River	1480 AM
WSBS	Gt. Barrington	860 AM
WWFX	Worcester	100.1 FM
WXTK	Hyannis	95.1 FM

MAINE

WEBB	Augusta	98.5 FM
WWMJ	Bangor	95.7 FM
WBLM	Portland	102.9 FM
WEGP	Presque Isle	1390 AM

CONNECTICUT

WCCC	Hartford	106.9 FM
WXML	New London	104.7 FM
WINY	Putnam	1350 AM
WGCH	Greenwich	1490 AM

NEW HAMPSHIRE

WTPL	Concord	107.7 FM
WSAK	Hampton	102.1 FM
WWHQ	Laconia	101.5 FM
WKNE	Keene	99.1 FM
WSHK	Portsmouth	105.3 FM
WSMN	Nashua	1590 AM
WPQK	N. Conway	103.7 FM
WGAM	Manchester	1250 AM

RHODE ISLAND

WPRO	Providence	630 AM
WEAN	Providence	99.7 FM

VERMONT

WBTN	Bennington	1370 AM
WORK	Barre	107.1 FM
WKVT	Brattleboro	92.7 FM
WEAV	Burlington	960 AM
WIKE	Newport	1490 AM
WEXP	Rutland	101.5 FM
WSTJ	St Johnsbury	1340 AM
WMXR	Woodstock	93.9 FM



ROBERT KRAFT NEWS & NOTES

Since Robert Kraft purchased the team in 1994, the Patriots have experienced one of the most dramatic turnarounds in the history of sports. In 15 seasons of ownership, Kraft has transformed one of the league's least successful clubs into what many observers view as a model NFL franchise. In the five seasons immediately preceding his purchase (1989-93), the Patriots were a moribund team, winning just 19 of 80 games (.311 pct.) and recording the worst record in the NFL over that span. When he bought the franchise on Jan. 21, 1994, Kraft announced his intention to bring a championship to New England, a tall order considering the team's previous success rate. But under Kraft's leadership, the Patriots have won eight division titles, five conference crowns and three Super Bowl championships. The Patriots have made five Super Bowl appearances since Kraft purchased the team, a period during which no other NFL franchise has earned more than three berths.



	Pre-Kraft 1960-93	1989-93	Kraft Era 1994-08
Overall Record	225-276-9	19-61	173-91
Winning Pct.	.450	.311	.655
Super Bowl Titles	0	0	3
Conference Titles	1	0	5
Division Titles	3	0	8
Playoff Seasons	5	0	10
Playoff Record	4-6	--	17-7
Home Playoff Games	1	0	11
Home Playoff Record	0-1	--	11-0

A CHAMPIONSHIP TRADITION

The Patriots, the Los Angeles Lakers and the San Antonio Spurs are the only teams from the four major professional sports leagues to have won three titles since 2001.

MULTIPLE LEAGUE CHAMPIONSHIPS SINCE 2001

Team	League	Titles
New England Patriots	NFL	3
Los Angeles Lakers	NBA	3
San Antonio Spurs	NBA	3
Boston Red Sox	MLB	2

CHAMPIONSHIP GAME/SERIES APPEARANCES SINCE 1994

Team	League	Appearances
New York Yankees	MLB	6
Los Angeles Lakers	NBA	6
Detroit Red Wings	NHL	6
New England Patriots	NFL	5
San Antonio Spurs	NBA	4
New Jersey Devils	NHL	4

SELLOUT STREAK

In the early 1990s, the Patriots seemed destined for relocation until Robert Kraft's purchase of the team rejuvenated local interest. In 1991, the season ticket base was just 17,635, barely enough to support the club. Now, the season-ticket base stands at a capped total of 61,759 and more than 50,000 fans are on a waiting list. The Patriots have sold out 161 consecutive home games (dating back to the 1994 regular-season opener).

SUCCESS STORY

Since Robert Kraft purchased the team in 1994, the Patriots have been one of the NFL's elite franchises. Over the first 15-plus years of Kraft's ownership, the Patriots own the NFL's highest winning percentage and have won more Super Bowl titles, more conference championships and more playoff games than any other NFL team.

SINCE ROBERT KRAFT PURCHASED THE TEAM IN 1994...

TOTAL VICTORIES SINCE 1994 (Incl. Postseason)

New England Patriots	173
Pittsburgh Steelers	166
Green Bay Packers	160
Indianapolis Colts	155
Denver Broncos	153
Philadelphia Eagles	144

WINNING PERCENTAGE SINCE 1994 (Incl. Postseason)

Team	W	L	T	Pct.
New England Patriots	173	91	0	.655
Pittsburgh Steelers	166	96	1	.633
Green Bay Packers	160	100	0	.615
Denver Broncos	153	100	0	.605
Indianapolis Colts	155	104	0	.598
Philadelphia Eagles	144	114	2	.558
Minnesota Vikings	138	115	0	.545

SUPER BOWL CHAMPIONSHIPS SINCE 1994

New England Patriots	3
Pittsburgh Steelers	2
Denver Broncos	2
9 Teams	1

CONFERENCE CHAMPIONSHIPS SINCE 1994

New England Patriots	5
Pittsburgh Steelers	3
Denver Broncos	2
Green Bay Packers	2
St. Louis Rams	2
16 Teams	1

PLAYOFF VICTORIES SINCE 1994

New England Patriots	17
Pittsburgh Steelers	15
Green Bay Packers	11
Philadelphia Eagles	11
Indianapolis Colts	9

PLAYOFF GAMES PLAYED SINCE 1994

New England Patriots	24
Pittsburgh Steelers	23
Green Bay Packers	20
Philadelphia Eagles	20
Indianapolis Colts	19
Denver Broncos	13
San Francisco 49ers	13

PLAYOFF SEASONS SINCE 1994 (Including 2008)

Indianapolis Colts	11
New England Patriots	10
Green Bay Packers	10
Pittsburgh Steelers	9
Philadelphia Eagles	9
Dallas Cowboys	8

PLAYOFF WINNING PERCENTAGE SINCE 1994

Team	W	L	Pct.
New England Patriots	17	7	.708
Arizona Cardinals	4	2	.666
Pittsburgh Steelers	15	8	.652
Baltimore Ravens	7	4	.636
Denver Broncos	8	5	.615
Carolina Panthers	6	4	.600

SINCE ROBERT KRAFT PURCHASED THE TEAM IN 1994...

SINCE ROBERT KRAFT PURCHASED THE TEAM IN 1994...



BILL BELICHICK NEWS & NOTES

THE HEAD COACH

Overall Record: 153-90 (.630)
Regular Season: 138-86 (.616)
Postseason: 15-4 (.789)
With Patriots overall: 116-45 (.720)
Overall since 2001: 111-34 (.766)
Super Bowl Titles: 5 (86, 90, 01, 03, 04)
Conf. Titles: 7 (86, 90, 96, 01, 03, 04, 07)
Division Titles: 13 (75, 78, 86, 89, 90, 96, 98, 01, 03, 04, 05, 06, 07)



Bill Belichick is the only head coach in NFL history to win three Super Bowl titles in a four-year span. Belichick spent 20 years as an assistant coach in the NFL and this is his 15th season as a head coach. According to the Elias Sports Bureau he is the only man in NFL history to serve 20 or more seasons as an assistant coach and at least 15 seasons as a head coach. Over a 100-game span from 2003-08, Belichick directed the team to an 82-18 record, marking the best 100-game span for any team in NFL history. In the 2007 season, Belichick led the Patriots to the fourth undefeated and untied regular season in the NFL's 88-year history and the first since the NFL established a 16-game schedule in 1978. He has led the Patriots to the Super Bowl four times in the last eight seasons and has produced six division championships in the last eight seasons, including five straight from 2003-07. Belichick's Patriots teams own the all-time NFL records for consecutive total victories (21 from 2003-04), consecutive regular-season victories (21 from 2006-08) and consecutive playoff victories (10 from 2001-05). Belichick owns the second best postseason record in NFL history (15-4) and is the winningest NFL head coach since 2001 (111-34). From 2003-04, he directed the Patriots to back-to-back Super Bowl titles while posting consecutive 17-win campaigns. Belichick has spent more seasons in the league than any other current NFL head coach, and in that time has been a part of five Super Bowl championship teams. His overall record of 116-45 with the Patriots gives him the most victories and the best winning percentage of any head coach in franchise history.

ELITE COMPANY

Bill Belichick is one of nine NFL head coaches to win three or more championships since the league began postseason play in 1933. With the Patriots' victory in Super Bowl XXXIX, Belichick joined an exclusive club in which each of the eight other members has been enshrined in the Pro Football Hall of Fame.

HEAD COACHES WITH THREE OR MORE NFL TITLES

(Listed alphabetically)

Head Coach	Championship Team(s)
Bill Belichick	New England Patriots
Paul Brown	Cleveland Browns
Weeb Ewbank	Baltimore Colts, New York Jets
Joe Gibbs	Washington Redskins
George Halas	Chicago Bears
Curly Lambeau	Green Bay Packers
Vince Lombardi	Green Bay Packers
Chuck Noll	Pittsburgh Steelers
Bill Walsh	San Francisco 49ers

BELICHICK'S PATRIOTS RENAISSANCE

Any successful project requires a sound plan, and once head coach Bill Belichick implemented his design on the Patriots, his approach has given him the best record of any NFL head coach who has coached at least 20 games since 2001.

NFL COACHES' RECORDS SINCE 2001

Coach	Team	W	L	T	Pct.
Bill Belichick	NE	111	34	0	.766
Tony Dungy	TB/IND	101	41	0	.711
Mike Tomlin	PIT	25	11	0	.694
Wade Phillips	ATL/DAL	24	12	0	.667
Bill Cowher	PIT	70	35	1	.665
Andy Reid	PHI	90	52	1	.633
Mike Martz	STL	46	29	0	.613
Mike Sherman	GB	50	36	0	.581

BELICHICK WINS 100th REGULAR-SEASON GAME WITH PATRIOTS

The Patriots' victory over Oakland on Dec. 14, 2008 was Bill Belichick's 100th regular-season victory as Patriots head coach. His 100th victory came in his 142nd regular-season game as head coach, and only three NFL coaches have won their 100th game with a team in fewer tries – Oakland's John Madden (136 games), Miami's Don Shula (137) and Cleveland's Paul Brown (138).

AMONG THE GREATS

Coach Belichick has recorded 153 career wins and is one of 17 coaches in NFL history to win 150 or more games. Belichick owns a career winning percentage of .630, placing third in NFL history among all NFL coaches with at least 150 career victories. Belichick trails only George Halas (.671) and Don Shula (.665) on that list.

TOP WINNING PERCENTAGE AMONG HEAD COACHES WITH AT LEAST 150 WINS (INCL. POSTSEASON)

Head Coach	Team(s)	Years	W	L	T	Pct.
George Halas	CHI	1920-29,33-41,46-55,58-67	324	151	31	.671
Don Shula	BAL/MIA	1963-95	347	173	6	.665
Bill Belichick	CLV/NE	1991-95,00-08	153	90	0	.630
Joe Gibbs	WAS	1981-92,04-07	171	101	0	.629
Curly Lambeau	GB/CHC/WAS	1921-53	229	134	22	.623

NOTE: Winning percentage calculated using current NFL rules, counting a tie as a half-win, half-loss.

SUPER SUCCESS

Bill Belichick is one of just four head coaches to win three Super Bowl championships. Belichick is the only coach to win three Super Bowls in the post-1993 salary cap era.

MOST SUPER BOWL VICTORIES

HEAD COACH	TEAM	TITLES	SEASONS
Chuck Noll	PIT	4	1974, 1975, 1978, 1979
Bill Belichick	NE	3	2001, 2003, 2004
Joe Gibbs	WAS	3	1982, 1987, 1991
Bill Walsh	SF	3	1981, 1984, 1988

NOTE: Sorted by most recent championship. Super Bowls have determined NFL champion since 1966.

PLAYOFF SUCCESS

Coach Belichick has won 15 career playoff games, a total that is the fifth-highest by a head coach in NFL history.

MOST PLAYOFF WINS BY AN NFL HEAD COACH

Coach	Team(s)	Wins
Tom Landry	Dallas Cowboys	20
Don Shula	Baltimore Colts, Miami Dolphins	19
Joe Gibbs	Washington Redskins	17
Chuck Noll	Pittsburgh Steelers	16
Bill Belichick	Cleveland Browns, New England Patriots	15

POSTSEASON PROWESS

Bill Belichick is the second winningest head coach in NFL playoff history, trailing only the legendary Vince Lombardi, whose name is emblazoned on the Super Bowl trophy.

BEST POSTSEASON RECORDS IN NFL HISTORY

Head Coach	Team(s)	W	L	Pct.
Vince Lombardi	GB/WAS	9	1	.900
Bill Belichick	CLE/NE	15	4	.789

TOPS IN TEAM HISTORY

Bill Belichick is the most successful head coach in Patriots history. He has recorded more wins (116) and a higher winning percentage (.720) than any of the 13 previous head coaches.

WINNINGEST HEAD COACHES IN PATRIOTS HISTORY


Coach	Years	Career Winning Pct.	Overall W-L-T	Playoff W-L
Bill Belichick	2000-08	.720	116-45-0	14-3
Raymond Berry	1984-89	.554	51-41-0	3-2
Pete Carroll	1997-99	.549	28-23-0	1-2
Ron Meyer	1982-84	.529	18-16-0	0-1



QB TOM BRADY NEWS & NOTES

RECORDING SUCCESS

Tom Brady has quarterbacked the Patriots to victories in 87 of his 111 career regular-season starts, compiling a .784 winning percentage and giving him the best record of any quarterback in the Super Bowl Era (since 1966). Including his 14-3 record in the playoffs, he is 101-27 (.789) as a starter.



TOP WINNING PERCENTAGES IN SUPER BOWL ERA

(Since 1966, Minimum 50 Starts, Regular Season Only)

Player	Team(s)	Years	W	L	T	Pct.
Tom Brady	NE	2000-08	87	24	0	.784
Roger Staubach	DAL	1969-79	85	29	0	.746
Joe Montana	SF/KC	1979-94	117	47	0	.713

ACTIVE QUARTERBACKS WINNING PERCENTAGE

Minimum 32 Starts (two full seasons), Regular Season Only

Quarterback	Team(s)	W	L	T	Pct.
Tom Brady	NE	87	24	0	.784
Philip Rivers	SD	25	8	0	.758
Ben Roethlisberger	PIT	40	16	0	.714
Peyton Manning	IND	106	55	0	.658
Donovan McNabb	PHI	74	39	0	.655
Brett Favre	GB/NYJ	160	93	0	.632
Jake Delhomme	CAR	39	27	0	.591

MOST VICTORIES / FIRST 100 STARTS IN SUPER BOWL ERA

Player	Team(s)	1st Start	100th Start	Wins
Tom Brady	NE	9/30/01	10/14/07	76
Roger Staubach	DAL	9/20/70	9/16/79	76
Ken Stabler	OAK/HOU	10/17/71	9/21/80	72
Terry Bradshaw	PIT	9/20/70	11/27/78	68
Brett Favre	GB	9/27/92	10/25/98	68
Joe Montana	SF	12/2/79	9/18/88	68

TOM BRADY'S RECORD AS A STARTER

	Reg. Season	Playoffs	Total
Overall:	87-24	14-3	101-27
Home:	46-10	8-0	54-10
Road:	41-14	6-3*	47-17*

By Yardage Total

Less than 200:	21-11	3-0	24-11
200-299:	45-11	9-2	54-13
300 or more:	21-2	2-1	23-3

Other Records

On Artificial Turf	37-1	4-1	41-2
Temp. Below 40	19-2	8-0	27-2
Thanksgiving or later	34-6	14-3	48-9
Leading at Halftime:	68-2	10-2	78-4
Leading after 3 Qtrs:	71-1	9-2	80-3
Overtime:	6-0	1-0	7-0
Final margin <7 pts:	24-4	6-2	30-6
Final margin <4 pts:	15-4	6-1	21-5
Passer rating >100.0:	45-1	6-0	51-1

*-Includes three Super Bowls at neutral sites

WINNINGEST COACH/QB TANDEM

Bill Belichick and Tom Brady are 87-24 (.784) as a head coach-starting quarterback tandem, marking the best winning percentage of any coach-quarterback tandem since the 1970 AFL-NFL Merger. In the playoffs, the tandem is 14-3 (.824), for an overall record of 101-27 (.789).

WINNINGEST COACH/QB TANDEM SINCE 1970

(Regular Season Only)

Quarterback/Head Coach	Team	W	L	T	Pct.
Tom Brady/Bill Belichick	NE	87	24	0	.784
Ken Stabler/John Madden	OAK	60	19	1	.756
Jim McMahon/Mike Ditka	CHI	46	15	0	.754
Peyton Manning/Tony Dungy	IND	73	24	0	.753

BRADY CLOSING IN ON ELITE COMPANY

Tom Brady enters the 2009 season needing 441 passing yards to pass Steve Grogan for second place on the Patriots' all-time list, and 3,212 yards to pass Drew Bledsoe and take over first place in franchise history.

PATRIOTS ALL-TIME LEADING PASSERS

Player	YEARS	ATT	COMP	YARDS
Drew Bledsoe	1993-01	4,518	2,544	29,657
Steve Grogan	1975-90	3,593	1,879	26,886
Tom Brady	2000-08	3,653	2,301	26,446

30,000 YARDS PASSING WITHIN REACH

Brady needs 3,554 yards to reach the 30,000-yard milestone. Four players may hit the 30,000-yard mark in 2009: Brady, Donovan McNabb (Philadelphia, 29,320), Kurt Warner (Arizona, 28,591) and Drew Brees (New Orleans, 26,258). If all of those players reach the milestone then the NFL List will expand to 33 players in NFL History.

200 TOUCHDOWNS

With three more touchdown passes Brady will become the 27th NFL player to throw 200 touchdown passes. He needs 15 to tie Terry Bradshaw and Y.A. Tittle for 21st place, 17 to tie John Brodie for 20th place and 35 to tie Steve Young for 19th place in NFL history.

Brady has 23 regular-season 300-yard passing games. Drew Bledsoe has a team-record 26 300-yard regular-season passing games.

BRADY'S COMEBACKS

Tom Brady has engineered 28 career game-winning performances to lead his team to a victory from a fourth-quarter deficit or tie. He has accomplished the feat 22 times in the regular season and six times in the playoffs.

TOM BRADY'S GAME-WINNING PERFORMANCES (28)

Date	Opp.	Score	Time Remaining		Passing Statistics [^]			Final	
			in Reg.	Att	Cmp	Yds	TD		Int
12/29/07	at NYG	23-28	15:00	12	8	130	1	0	38-35
12/03/07	at BAL	17-24	14:25	17	7	113	1	0	27-24
11/25/07	PHI	24-28	15:00	16	11	109	0	0	31-28
11/04/07	at IND	10-20	9:42	10	8	144	2	0	24-20
01/14/07	at SD*	13-21	8:35	14	9	122	1	1	24-21
12/03/06	DET	13-21	13:07	15	14	101	0	0	28-21
11/26/06	CHI	10-10	14:46	7	6	98	1	0	17-13
11/13/05	at MIA	15-16	2:53	2	2	76	1	0	23-16
10/30/05	BUF	7-16	10:07	4	4	69	0	0	21-16
10/09/05	at ATL	28-28	3:52	2	2	17	0	0	31-28
09/25/05	at PIT	10-13	14:19	12	12	167	0	0	23-20
02/06/05	PHI**	14-14	15:00	4	2	33	0	0	24-21
10/03/04	at BUF	17-17	15:00	4	2	8	1	0	31-17
02/01/04	CAR**	29-29	1:08	5	4	47	0	0	32-29
01/10/04	TEN*	14-14	15:00	11	6	27	0	0	17-14
11/30/03	at IND	31-31	10:21	6	3	31	1	0	38-34
11/23/03	at HST	13-20	3:11	14	10	133	1	0	23-20 ot
11/03/03	at DEN	23-26	2:51	4	5	58	1	0	30-26
10/19/03	at MIA	13-13	15:00	10	7	147	1	0	19-13 ot
10/05/03	TEN	24-27	4:40	1	1	15	0	0	38-30
12/29/02	MIA	13-24	4:59	13	8	69	1	0	27-24 ot
11/10/02	at CHI	19-30	5:16	14	9	116	2	0	33-30
09/22/02	KC	38-38	0:00	5	4	46	0	0	41-38 ot
02/03/02	STL**	17-17	1:21	8	5	53	0	0	20-17
01/19/02	OAK*	3-13	15:00	27	20	138	0	0	16-13 ot
12/16/01	at BUF	6-9	5:57	13	9	116	0	0	12-9 ot
12/02/01	at NYJ	14-16	15:00	7	6	56	0	0	17-16
10/14/01	SD	16-26	8:48	18	13	130	1	0	29-26 ot

[^]-Statistics are from the time noted until the end of the game * Divisional Playoffs ** Super Bowl



WR RANDY MOSS NEWS & NOTES

MOSS: ALL-TIME LEADER IN RECEPTIONS PER TD

Over his 11-year NFL career, Randy Moss has averaged one touchdown for every 6.24 receptions, a total that is the best in NFL history among any receiver with at least 500 receptions. Moss has caught 135 touchdowns out of 843 career receptions. Lance Alworth, who played 11 seasons for San Diego and Dallas from 1962-72, caught 85 touchdowns out of 542 career receptions for an average of one score every 6.38 receptions.



ALL-TIME NFL LEADERS / RECEPTIONS PER TOUCHDOWN

(Minimum 500 career receptions)

Player	Team(s)	Years	Rec	TD	Rec/TD
Randy Moss	MIN/OAK/NE	1998-2008	843	135	6.24
Lance Alworth	SD/DAL	1962-1972	542	85	6.38
Terrell Owens	SF/PHI/DAL	1996-2008	951	139	6.84
Nat Moore	MIA	1974-1986	510	74	6.89
Mark Clayton	MIA/GB	1983-1993	582	84	6.93
Don Maynard	NYG/NYJ/STL	1958,60-73	633	88	7.19

MOSS IS NFL'S PREMIER TD RECEIVER

Since entering the NFL in 1998, Randy Moss has caught 135 touchdown passes, more than any other NFL player over that span. Since joining the Patriots via trade prior to the 2007 season, Moss has caught 34 touchdowns – also the best in the league over that span. In terms of overall touchdowns (rushing, receiving and returning), Moss has totaled 136 scores since entering the league in 1998 (135 via reception and one via punt return), a tally that ranks second only to LaDainian Tomlinson (141 touchdowns) over that span. Last season, Moss's 11 touchdown receptions led the AFC and tied for third in the NFL.

NFL TOUCHDOWN RECEPTION LEADERS SINCE MOSS JOINED THE PATRIOTS IN 2007

Player	Team(s)	Rec	Yds	TD
Randy Moss	NE	167	2,501	34
Terrell Owens	DAL/BUF	150	2,407	25
Larry Fitzgerald	ARZ	196	2,840	22
Greg Jennings	GB	133	2,212	21
Anquan Boldin	ARZ	160	1,891	20

NFL TOUCHDOWN RECEPTION LEADERS SINCE MOSS ENTERED THE NFL IN 1998

Player	Team(s)	Rec	Yds	TD
Randy Moss	MIN/OAK/NE	843	13,201	135
Terrell Owens	SF/PHI/DAL/BUF	856	12,666	127
Marvin Harrison	IND	965	12,878	114
Tony Gonzalez	KC	883	10,572	74
Torry Holt	STL	869	12,660	74

MOSS 6TH ON NFL'S ALL-TIME TD LIST

Moss enters the 2009 season tied for sixth all-time in career touchdowns with 136, five behind active leaders RB LaDainian Tomlinson and WR Terrell Owens.

NFL'S ALL-TIME TOUCHDOWN LEADERS

Rk	Player	Season	TD
1	Jerry Rice	1985-2004(20)	208
2	Emmitt Smith	1990-2004(15)	175
3	Marcus Allen	1982-1997(16)	145
4t	Terrell Owens	1996-2008(13)	141
4t	LaDainian Tomlinson	2001-2008(8)	141
6t	Marshall Faulk	1994-2005(12)	136
6t	Randy Moss	1998-2008(11)	136

MOSS AMONG ALL-TIME LEADERS

Randy Moss is among the NFL's all-time leaders in two major receiving categories – career touchdown receptions and receiving yards per game. In his 10-plus seasons, Moss has caught 135 touchdown passes and is one of just five receivers in NFL history to break the 125-touchdown mark. Additionally, Moss has averaged 78.0 receiving yards per game during his career, a mark that ranks second all-time.

NFL ALL-TIME LEADERS / RECEIVING TOUCHDOWNS

Player	Years	Team(s)	TDs
Jerry Rice	1985-2004	SF/OAK/SEA	197
Terrell Owens	1996-2008	SF/PHI/DAL	139
Randy Moss	1998-2008	MIN/OAK/NE	135
Cris Carter	1987-2002	PHI/MIN/MIA	130
Marvin Harrison	1996-2008	IND	128
Tim Brown	1988-2004	LA(A)/OAK/TB	100
Steve Largent	1976-1989	SEA	100

NFL ALL-TIME LEADERS / RECEIVING YARDS PER GAME

(Minimum 100 Games Played)

Player	Years	Team(s)	Gms	Yds	Yd/G
Torry Holt	1999-2008	STL	158	12,660	80.1
Randy Moss	1998-2008	MIN/OAK/NE	170	13,201	77.7
Marvin Harrison	1996-2008	IND	190	14,580	76.7
Jerry Rice	1985-2004	SF/OAK/SEA	303	22,895	75.6
Lance Alworth	1962-1972	SD/DAL	136	10,266	75.5
Michael Irvin	1988-1999	DAL	159	11,904	74.9

NFL ALL-TIME LEADERS / 100-YARD RECEIVING GAMES

Player	Team(s)	Years	Gms
Jerry Rice	SF/OAK/SEA	1985-2004	76
Randy Moss	MIN/OAK/NE	1998-2008	59
Marvin Harrison	IND	1996-2008	59
Don Maynard	NYG/NYJ/STL	1958, 60-73	50

NFL ALL-TIME LEADERS / GAMES WITH 2+ TD REC.

Player	Team(s)	Years	Gms
Jerry Rice	SF/OAK/SEA	1985-2004	43
Randy Moss	MIN/OAK/NE	1998-2008	32
Terrell Owens	SF/PHI/DAL	1996-2008	30
Marvin Harrison	IND	1996-2008	29
Cris Carter	PHI/MIN/MIA	1987-2002	29
Don Hutson	GB	1935-1945	28

MOSS MOVING UP ALL-TIME LISTS

Moss enters the 2009 season 15th in career receptions in NFL history with 843. He can become the 10th player to surpass 900 career receptions in 2009. He is one of 22 players to have at least 800 receptions.

MOSS MOVING UP ALL-TIME LISTS

Randy Moss currently ranks ninth on the NFL's all-time receiving yards list with 13,201 receiving yards. He is one of 11 players in NFL history to total at least 13,000 receiving yards. Moss moved into the top 10 on the NFL's receiving yardage list on Dec. 14, 2008 at Oakland. Moss needs 799 yards receiving to become the seventh player in NFL history to reach 14,000 yards.

NFL ALL-TIME LEADERS / RECEIVING YARDS

Rk	Player	Team(s)	Years	Yards
1	Jerry Rice	SF/OAK/SEA	1985-2004	22895
2	Isaac Bruce	STL/SF	1994-2008	14944
3	Tim Brown	OAK/TB	1988-2004	14934
4	Marvin Harrison	IND	1996-2008	14580
5	Terrell Owens	SF/PHI/DAL	1996-2008	14122
6	James Lofton	GB/OAK/BUF/STL/PHI	1978-1993	14004
7	Cris Carter	PHI/MIN/MIA	1987-2002	13899
8	Henry Ellard	LA(N)/WAS/NE	1983-1998	13777
9	Randy Moss	MIN/OAK/NE	1998-2008	13201
10	Andre Reed	BUF/WAS	1985-2000	13198



WR WES WELKER NEWS & NOTES

WELKER LEADS NFL IN RECEPTIONS SINCE 2007

Wes Welker leads the NFL with 221 receptions over the last two seasons. In 2007, he set a Patriots franchise record with 112 receptions, tying him for the NFL lead and setting a league record for most receptions in a player's first season with a new team. In 2008, he nearly replicated that feat, with his 111 receptions placing second in the NFL. Welker joined the Patriots in a trade with the Miami Dolphins prior to the 2007 season, and since then is the NFL's leading receiver.



2007-PRESENT NFL RECEPTION LEADERS

Player	Team	Rec.	Yds	TD
Wes Welker	NE	223	2,340	11
Brandon Marshall	DEN	206	2,590	13
T.J. Houshmandzadeh	CIN	204	2,047	16
Larry Fitzgerald	ARZ	196	2,840	22
Tony Gonzalez	KC	195	2,230	15

2008 NFL RECEPTION LEADERS

Player	Team	Rec.	Yds	TD
Andre Johnson	HST	115	1,575	8
Wes Welker	NE	111	1,165	3
Brandon Marshall	DEN	104	1,265	6
Larry Fitzgerald	ARZ	96	1,431	12
Tony Gonzalez	KC	96	1,058	10
T.J. Houshmandzadeh	CIN	92	904	4

WELKER NAMED TO PRO BOWL SQUAD

Wes Welker was named to his first career Pro Bowl after the 2008 season and is the fifth Patriots wide receiver to earn Pro Bowl honors since the 1970 AFL-NFL merger, joining Randy Moss (2007), Troy Brown (2001), Terry Glenn (1999) and Stanley Morgan (1979-80 and 1986-87). Welker finished second in the NFL with 111 receptions in 2008 – the second highest single-season total in team history behind his franchise-record 112 receptions in 2007. Welker became the eighth player in NFL history to record back-to-back 100-catch seasons and is the first player to achieve the feat with the Patriots.



WELKER RECORDS 12 CATCHES

Wes Welker had 12 receptions for 134 yards at Seattle on Dec. 7, 2008 recording the second-highest reception and yardage totals of his career. In addition to his 12 receptions, Welker also caught a 2-point conversion pass to give the Patriots a 24-21 fourth-quarter lead. Welker's 12 receptions trail only his career-high 13-catch performance against Philadelphia on Nov. 25, 2007. His 12 receptions tie the fifth-highest single-game total in team history, behind Troy Brown's team-record 16 catches on Sept. 22, 2002 and three 13-catch performances (Welker, 11/25/07; Deion Branch, 9/29/02; Terry Glenn, 10/3/99).

PATRIOTS SINGLE-GAME RECEPTION LEADERS

Player	Date	Opp.	Rec	Yds
Troy Brown	09/22/02	KC	16	176
Wes Welker	11/25/07	PHI	13	149
Deion Branch	09/29/02	at SD	13	128
Terry Glenn	10/03/99	at CLV	13	214
Wes Welker	12/07/08	at SEA	12*	134
Troy Brown	12/04/00	KC	12	119
Ben Coates	11/27/94	at IND	12	119

*-Also caught a 2-point conversion pass in addition to his 12 receptions

ANOTHER HISTORIC PERFORMANCE

Wes Welker's 111 receptions in 2008 stand as the second-highest single-season total in team history. Welker's 111 catches were just one shy of his franchise-record 112 catches in 2007. Welker can join Jerry Rice (3), Herman Moore (3) and Marvin Harrison (4) as the only players to catch 100 passes in three consecutive seasons.

PATRIOTS SINGLE-SEASON RECEPTION LEADERS

Player	Season	Rec.	Yds	TD
Wes Welker	2007	112	1175	8
Wes Welker	2008	111	1165	3
Troy Brown	2001	101	1199	5
Randy Moss	2007	98	1493	23
Troy Brown	2002	97	890	3
Ben Coates	1994	96	1174	7

WELKER PILES UP YARDS

Wes Welker led the Patriots with 1,165 receiving yards in 2008 and joined Randy Moss in recording the first back-to-back 1,000-yard receiving seasons in Patriots history. Moss also had 1,000 receiving yards in 2007 and 2008. Welker's 1,165 yards in 2008 rank sixth on the Patriots' all-time single-season list. In 2007, Welker totaled 1,175 receiving yards – a performance that ranked fourth in team history. In the franchise's 49-year history, there have been 11 single-season performances of 1,000 receiving yards and Welker owns two of them.

PATRIOTS SINGLE-SEASON RECEIVING YARD LEADERS

Player	Season	Yds	Rec.	TD
Randy Moss	2007	1493	98	23
Stanley Morgan	1986	1491	84	10
Troy Brown	2001	1199	101	5
Wes Welker	2007	1175	112	8
Ben Coates	1994	1174	96	7
Wes Welker	2008	1165	111	3
Terry Glenn	1999	1147	69	4
Terry Glenn	1996	1132	90	6

WELKER JOINS EXCLUSIVE GROUP

Wes Welker has exceeded the 100-reception mark for two straight seasons, totaling 112 catches in 2007 and recording 111 receptions in 2008. When he made his 100th catch of the year on Dec. 14, 2008 at Oakland, Welker became the first player in Patriots history and the eighth player in NFL history to record consecutive 100-catch seasons. Randy Moss also achieved the feat from 2002-03 with the Minnesota Vikings.

NFL PLAYERS WITH CONSECUTIVE 100-CATCH SEASONS

Player	Team(s)	Years	Seasons	Year-by-Year
Marvin Harrison	IND	1999-02	4	115,102,109,143
Herman Moore	DET	1995-97	3	123,106,104
Jerry Rice	SF	1994-96	3	112,122,108
Wes Welker	NE	2007-08	2	112,111
Brandon Marshall	DEN	2007-08	2	102,104
Randy Moss	MIN	2002-03	2	106,111
Rod Smith	DEN	2000-01	2	100,113
Cris Carter	MIN	1994-95	2	122,122
Sterling Sharpe	GB	1992-93	2	108,112

WELKER CATCHES SIX OR MORE PASSES IN 11 STRAIGHT GAMES TO OPEN 2008

Wes Welker caught at least six passes in each of the first 11 games in 2008. Welker is the first player in NFL history to have six or more catches in the first 11 games of a season.

MOST CONSEC. GAMES WITH 6+ REC. TO OPEN SEASON

Player	Team	Year	Games
Wes Welker	New England Patriots	2008	11
Jimmy Smith	Jacksonville Jaguars	2001	8
Hines Ward	Pittsburgh Steelers	2004	7
Mike Ditka	Chicago Bears	1964	7



RB KEVIN FAULK NEWS & NOTES

MEMBER OF 2000/2000 CLUB FOR THE 2000s

Kevin Faulk is one of just 11 NFL players this decade to total at least 2,000 rushing yards and at least 2,000 receiving yards, and is one of only six players to have at least 2,000 rushing yards and at least 3,000 receiving yards. Faulk has totaled 2,943 rushing yards and 3,206 receiving yards since 2000, joining an exclusive list of elite players who have achieved the feat. Faulk is one of just six players who reached the milestone with just one team. In the 1990s, there were 13 players who achieved the 2000/2000 milestone; 22 players did it in the 1980s; nine players achieved the feat in the 1970s.



PLAYERS WITH 2,000 RUSHING YARDS AND 2,000 RECEIVING YARDS SINCE 2000

(Listed Alphabetically)

Player	Team	Rushing	Receiving
Tiki Barber*	NYG	9514	3927
Warrick Dunn	TB/ATL	8347	2944
Kevin Faulk	NE	2943	3206
Marshall Faulk*	STL	5578	3023
Charlie Garner*	SF/OAK/TB	3607	2614
Ahman Green	GB/HST	8716	2863
Priest Holmes*	KC	6658	2598
Edgerrin James	IND/ARZ	10568	2759
Michael Pittman	ARZ/TB/DEN	5247	3316
LaDainian Tomlinson	SD	11760	3801
Brian Westbrook	PHI	5671	3597

*-No Longer Active

MOST PRODUCTIVE PATRIOT SINCE 2001

Kevin Faulk has more total yards from scrimmage than any other Patriots player since 2001. Faulk has totaled 5,114 yards from scrimmage (2,373 rushing and 2,741 receiving) to lead the club over a span during which the Patriots have compiled a 111-34 record.

PATRIOTS LEADERS / YDS FROM SCRIMMAGE SINCE 2001

Player	Years	Rush-Yd	Rec.-Yd	Yd/Scrim.
Kevin Faulk	2001-08	546-2373	318-2741	5106
Troy Brown	2001-07	22-150	337-3595	3745
Corey Dillon	2004-06	753-3180	52-431	3611
Antowain Smith	2001-03	721-2781	64-527	3308
Deion Branch	2002-05	3-11	213-2744	2755

FAULK: FRANCHISE RB RECEPTIONS LEADER

Kevin Faulk is the Patriots' all-time leader in receptions by a running back, totaling 381 career receptions. His receiving total ranks fourth on the Patriots' overall receptions list. He moved past Irving Fryar into fourth place during the Patriots' game against the Pittsburgh Steelers on Oct. 30, 2008. He passed Terry Glenn for fifth place against San Francisco on Oct. 5, 2008 – a game in which he also tied his career high with two rushing touchdowns.

RECEPTIONS BY PATRIOTS RUNNING BACKS

Player	Years	Rec.
Kevin Faulk	1999-2008	381
Tony Collins	1981-1987	261
Sam Cunningham	1973-79,1981-82	210
Larry Garron	1960-68	185

PATRIOTS ALL-TIME CAREER RECEPTIONS LIST

Rk	Player	Pos.	Years	Rec.
1	Troy Brown	WR	1993-2007	557
2	Stanley Morgan	WR	1977-1989	534
3	Ben Coates	TE	1991-1999	490
4	Kevin Faulk	RB	1999-2008	381
5	Irving Fryar	WR	1984-1992	363
6	Terry Glenn	WR	1996-2001	329

FAULK LEADS NFL IN YARDS PER RUSH

Kevin Faulk averaged 6.1 yards per carry in 2008, a mark that led all NFL rushers who gained at least 500 yards on the ground. Faulk gained 507 yards on 83 rushing attempts, averaging 6.11 yards per attempt.

2008 NFL LEADERS / YARDS PER RUSH (Min. 500 Yards)

Player	Team	Att	Yds	Avg	TD
Kevin Faulk	NE	83	507	6.1	3
Derrick Ward	NYG	182	1025	5.6	2
DeAngelo Williams	CAR	273	1515	5.5	18
Brandon Jacobs	NYG	219	1089	5.0	15
Chris Johnson	TEN	251	1228	4.9	9

FAULK RANKS THIRD IN NFL IN CATCHES BY RB

Kevin Faulk caught a career-high 58 passes in 2008, a total that was the third highest reception total by an NFL running back in 2008. Faulk trailed only Chicago's Matt Forte (63) and Jacksonville's Maurice Jones-Drew (62) among all NFL running backs.

2008 NFL LEADERS / RECEPTIONS BY A RUNNING BACK

Player	Team	Rec.	Yds	TD
Matt Forte	CHI	63	477	4
Maurice Jones-Drew	JAX	62	565	2
Kevin Faulk	NE	58	486	3
Brian Westbrook	PHI	54	402	5
Marion Barber	DAL	52	417	2
Reggie Bush	NO	52	440	4
LaDainian Tomlinson	SD	52	426	1

FAULK NEARLY HITS 1,000 YARD SEASON

Kevin Faulk totaled 993 yards from scrimmage in 2008 (507 rushing and 496 receiving). His total ranked third on the team behind Wes Welker and Randy Moss and Faulk fell just short of his third career 1,000-yard season.

FAULK'S TOP SEASONS / YARDS FROM SCRIMMAGE

Season	Scrim. Yds	Rushing	Receiving	Scrim. TDs
2003	1,078	638	440	0
2000	1,035	570	465	5
2008	993	507	486	6
2002	650	271	379	5
2007	648	265	383	1

FAULK TIED FOR PATRIOTS LEAD WITH FOUR 100-YARD GAMES

Kevin Faulk had four games in 2008 with 100 or more yards from scrimmage (rushing plus receiving), tying Wes Welker for the team lead. Faulk's four 100-yard games tied his career high, also achieved in 2000.

FAULK'S CAREER 100-YARD GAMES FROM SCRIMMAGE

Date	Opp.	Scrim. Yds	Rushing	Receiving
12/14/08	at Oakland	111	45	66
11/30/08	Pittsburgh	121	73	48
11/23/08	at Miami	105	53	52
10/26/08	St. Louis	107	60	47
11/23/03	at Houston	188	80	108
10/26/03	Cleveland	154	96	58
12/29/02	Miami	123	53	70
11/10/02	at Chicago	130	21	109
12/24/00	Miami	114	34	80
11/12/00	at Cleveland	122	26	96
09/17/00	Minnesota	111	80	31
09/11/00	at N.Y. Jets	105	82	23



NEWS & NOTES

2008 HONORS AND AWARDS

K Stephen Gostkowski

- **AFC Pro Bowl Selection**
- AFC Special Teams Player of the Month (October)
- Peter King's Monday Morning Quarterback Special Teams Player of the Week (Wk. 5 at San Francisco)

P Chris Hanson

- AFC Special Teams Player of the Week (Wk. 17 at Buffalo)
- Peter King's Monday Morning Quarterback Co-Special Teams Player of the Week (Wk. 17 at Buffalo)

C Dan Koppen

- *Dallas Morning News* Midseason All-Pro Team

LB Jerod Mayo

- **Associated Press Defensive Rookie of the Year**
- NFL Defensive Rookie of the Month (October)
- Midseason Defensive Rookie of the Year – SI.com's Don Banks
- Midseason Defensive Rookie of Year – CBSsports.com's Pete Prisco
- Midseason Defensive Rookie of the Year – MSNBC.com's Tom Curran

S Brandon Meriweather

- Peter King's Monday Morning Quarterback Co-Defensive Player of the Week (Wk. 14 at Seattle)

WR Wes Welker

- **AFC Pro Bowl Selection**

OFFENSE RANKS HIGH

The Patriots finished the 2008 season with 5,847 total net yards, recording the third highest offensive output in the team's 49-season history. New England's 2008 net yardage total trails only its team-record 6,580 total net yards in 2007 and its total of 5,965 total net yards in 1978, the season in which the Patriots set a still-standing NFL record with 3,165 rushing yards.

MOST TOTAL NET YARDS PER GAME IN TEAM HISTORY

Year	Gm	Yards	Rush	Pass	Yds/Gm
2007	16	6580	1849	4831	411.3
1978	16	5965	3165	2800	372.8
2008	16	5847	2278	3569	365.4
1994	16	5776	1332	4444	361.0
2004	16	5722	2134	3588	357.6
1981	16	5623	2040	3583	351.4

2008 NFL OFFENSE RANKINGS

Team	Gm	Yards	Rush	Pass	Yds/Gm
New Orleans	16	6571	1594	4977	410.7
Denver	16	6333	1862	4471	395.8
Houston	16	6113	1846	4267	382.1
Arizona	16	5852	1178	4674	365.8
New England	16	5847	2278	3569	365.4

PATRIOTS YARDAGE RANKINGS 2000-2008

Year	Offense	Defense	Year	Offense	Defense
2000	22	20	2005	7	26
2001	19	24	2006	11	6
2002	21	23	2007	1	4
2003	17	7	2008	5	10
2004	7	9			

PATRIOTS SET 16-GAME RECORD FOR FEWEST PENALTIES

The Patriots were flagged for 57 accepted penalties in 2008 – the fewest for any NFL team since the 16-game schedule was adopted in 1978. New England had 72 penalties called against it in 2008 (15 were declined or offset), a figure that also was the lowest in the league. On Oct. 26 against St. Louis, the Patriots were not flagged for any accepted penalties, marking the first penalty-free game in team history. The previous Patriots record for fewest penalties in a 16-game season was 63, established in 1989.

NFL RECORD BOOK / FEWEST ACCEPTED PENALTIES SINCE 16-GAME SCHEDULE ESTABLISHED IN 1978

Team	Year	Penalties Accepted
New England Patriots	2008	57
Seattle Seahawks	2007	59
New Orleans Saints	1992	60
Miami Dolphins	1991	62
New York Jets	2001	62

NOTE: List excludes 1982 strike season (9 games)

NFL RECORD BOOK / MOST SEASONS LEADING LEAGUE IN FEWEST PENALTIES

- 13 Miami, 1968, 1976-1984, 1986, 1990-91
- 9 Pittsburgh, 1946-47, 1950-52, 1954, 1963, 1965, 1968
- 8 **Boston/New England**, 1962, 1964-65, 1973, 1987, 1989, 1993, 2008

2008 NFL LEADERS / FEWEST ACCEPTED PENALTIES

Team	Penalties Called	Penalties Accepted
New England Patriots	72	57
Atlanta Falcons	83	71
Buffalo Bills	82	71

PATRIOTS TIE TEAM MARK FOR MOST 40-POINT GAMES IN A SEASON

The Patriots scored at least 40 points in four games in 2008, tying the team record for most games with 40 or more points. The 2007 Patriots also had four games with at least 40 points. This season, New England broke the 40-point mark against Denver on Oct. 20 (41-7), at Miami on Nov. 23 (48-28) at Oakland on Dec. 14 (49-26) and against Arizona on Dec. 21 (47-7). The Patriots have broken the 40-point mark three times in a season on three occasions (1996, 1963, 1961).

PATRIOTS POST THREE 500-YARD GAMES

The Patriots gained 500 or more net yards in a game three times in 2008 and compiled three of the top six single-game net yardage totals in franchise history (774 games). Over a two-game span from Nov. 13-23, the Patriots gained a total of 1,041 total net yards, recording the franchise's first back-to-back games with 500 or more total net yards. Against Miami on Nov. 23, the Patriots gained 530 total net yards, a figure that stands as the franchise's highest since 1979 and the second highest in team history. The previous week against the New York Jets (Nov. 13), the Patriots gained 511 total net yards, a figure that stands as the sixth-best in team annals. New England also broke the 500-yard mark with a 514-yard output against Arizona on Dec. 21 – a total that ranks fifth in team history. The Patriots were the only NFL team this season to have three games with 510 or more total net yards.

PATRIOTS RECORDS / TOTAL NET YARDS IN GAME

Date	Opp.	Total Net Yards	Passing	Rushing
09/09/79	N.Y. Jets	597	365	232
11/23/08	at Miami	530	408	122
10/29/78	N.Y. Jets	529	289	240
12/18/65	Houston Oilers	526	336	190
12/21/08	Arizona	514	331	183
11/13/08	N.Y. Jets	511	386	125



NEWS & NOTES

PROLIFIC POINT PRODUCERS

The Patriots scored 96 points in back-to-back wins over the Oakland Raiders and Arizona Cardinals in December of 2008. New England defeated the Raiders 49-26 on Dec. 14 and followed that with a 47-7 win over Arizona on Dec. 21. The 96 points over a two-game span mark the third-most prolific two-game span in team history, trailing only two overlapping two-game spans from the Patriots' record-setting 2007 season. **New England's 96 points were the most for any NFL team in any two-game span in 2008**, and the Patriots were one of two NFL teams in 2008 to have back-to-back 40-point games (San Diego).

PATRIOTS RECORDS / MOST POINTS IN A 2-GAME SPAN

Year	Game 1, Opp., Score	Game 2, Opp., Score	Pts
2007	10/21/07, at MIA, 49-28	10/28/07, vs WAS, 52-7	101
2007	10/14/07, at DAL, 48-27	10/21/07, at MIA, 49-28	97
2008	12/14/08, at OAK, 49-26	12/21/08, vs ARZ, 47-7	96
1984	11/11/84, vs BUF, 38-10	11/18/84, at IND, 50-17	88
1978	10/22/78, vs MIA, 33-24	10/29/78, vs NYJ, 55-21	88

MOST POINTS SCORED / SINGLE-GAME TEAM HISTORY

Date	Opponent	Points	Score
11/18/07	at Buffalo	56	56-10
09/09/79	New York Jets	56	56-3
10/29/78	New York Jets	55	55-21
10/28/07	Washington	52	52-7
10/22/61	Buffalo	52	52-21
11/18/84	at Indianapolis	50	50-17
11/18/79	at Baltimore Colts	50	50-21
12/14/08	at Oakland	49	49-26
10/21/07	at Miami	49	49-28
11/23/08	at Miami	48	48-28
10/14/07	at Dallas	48	48-27
10/03/76	Oakland	48	48-17
12/21/08	Arizona	47	47-7
11/23/80	Baltimore Colts	47	47-21

MOVING THE CHAINS

The Patriots led the NFL with 356 first downs in 2008, a total that stands as the second highest in franchise history. The Patriots gained 145 first downs rushing in 2008, a total that also led the league. The Patriots' first down total in 2008 trails only the team-record 393 first downs gained in 2007 (a total that ranked second in NFL history).

PATRIOTS RECORDS/ MOST FIRST DOWNS

Year	Gm	1st Downs	Rush	Pass	Penalty
2007	16	393	124	243	26
2008	16	356	145	186	25
1994	16	348	83	243	22
2004	16	344	120	193	31
1996	16	339	103	206	30

2008 NFL LEADERS / FIRST DOWNS

Team	1st Downs	Rush	Pass	Penalty
New England Patriots	356	145	186	25
New Orleans Saints	354	103	223	28
Denver Broncos	354	103	232	19
Houston Texans	340	1061	210	24
New York Giants	338	130	176	32

SCORING EFFICIENCY

The Patriots led the NFL by scoring points on 44.8 percent of their offensive possessions in 2008, totaling 78 scoring drives on 174 possessions (42 touchdowns, 36 field goals). New England's total of 78 scoring drives this season tied for the NFL lead.

2008 NFL LEADERS / SCORING EFFICIENCY

Team	Score Pct.	Poss.	Scores	TD	FG
New England Patriots	44.8	174	78	42	36
New York Giants	43.8	178	78	42	36
San Diego Chargers	43.5	170	74	47	27
New Orleans Saints	42.7	178	76	54	22

WHAT A RUSH

The Patriots had their best rushing season in more than 20 years in 2008, averaging 4.4 yards per carry and totaling 2,278 rushing yards and 21 rushing touchdowns. The Patriots' 2008 average of 4.4 yards per carry ranks fifth in team history. In terms of total yardage, the Patriots' 2008 total of 2,278 yards ranks sixth in team history, while their 21 rushing touchdowns are tied for fourth in team history.

Category	2008 Total	Team History	Best Since
Rushing Yards	2,278	6th	1985 (2,331)
Rushing Touchdowns	21	T-4th	1981 (23)
Rushing Avg.	4.4	5th	1983 (4.8)

BEST PATRIOTS RUSHING SEASONS SINCE 1985

Most Yardage		Most Rush TDs		Highest Average	
Year	Yards	Year	TDs	Year	Avg
2008	2,278	2008	21	2008	4.4
2004	2,134	2006	20	2004	4.1
2006	1,969	2007	17	2007	4.1
1995	1,866	2005	16	2006	3.9
2007	1,849	1995	16	1995	3.9

PATRIOTS SINGLE-SEASON TEAM RUSHING RECORDS

Most Yardage		Most Rush TDs		Highest Average	
Year	Yards	Year	TDs	Year	Avg
1978	3,165*	1978	30	1976	5.0
1976	2,948	1976	24	1983	4.8
1983	2,605	1981	23	1978	4.7
1985	2,331	2008	21	1962	4.6
1977	2,303	1974	21	2008	4.4
2008	2,278	2006	20	1961	4.3
1979	2,252	1983	19	1984	4.2
1980	2,240	1980	19	1966	4.2
				1982	4.2

*-NFL Record

SUSTAINING POSSESSIONS

The Patriots led the NFL with 38 drives of 10 plays or longer in 2008. New England also paced the league with 31 scoring drives of 10 plays or longer.

2008 NFL LEADERS / 10-PLAY DRIVES

Team	10-Play Drives	10-Play Scoring Drives
New England Patriots	38	31
Denver Broncos	37	28
New Orleans Saints	35	27
Indianapolis Colts	34	29

FINISHING STRONG

In the second half of the 2008 season (games 8-16), the Patriots scored a total of 242 points to lead the AFC and place second in the NFL in scoring over that span. The Patriots trailed only New Orleans, who scored 247 points in the second half of the season.

POINTS SCORED IN 2ND HALF OF SEASON (GMS 8-16)

Team	Points
New Orleans Saints	247
New England Patriots	242
Carolina Panthers	240
San Diego Chargers	215

ON POINT

The Patriots offense scored 403 points in 2008 to place second in the AFC and third in the NFL in that category. Additionally, the Patriots scored one special teams touchdown to finish the season with 410 total points.

2008 NFL LEADERS / POINTS SCORED BY OFFENSE

Team	Rush TD	Pass TD	FG	Pts
New Orleans Saints	20	34	22	440
San Diego Chargers	13	34	27	410
New England Patriots	21	21	36	403
Carolina Panthers	30	15	28	400
New York Giants	19	23	36	400



PATRIOTS NEWS & NOTES

MORRIS SETS CAREER HIGHS

Sammy Morris led the Patriots with a career-high 727 rushing yards in 2008, topping his previous career best of 523 yards with Miami in 2004. Morris achieved the feat despite missing three games due to injury. He also led the team with a career-best seven rushing touchdowns, a total that tops his previous career high of six rushing scores with Miami in 2004. **Morris averaged 4.66 yards per carry, a total that is the second best for a Patriots leading rusher in the last 20 years.** Morris was signed by the Patriots as an unrestricted free agent prior to the 2007 season.



BEST RUSHING AVG. BY A PATRIOTS LEADING RUSHER

Player	Year	Avg.	Att.	Yards
Craig James	1984	4.94	160	790
Jim Nance	1966	4.88	299	1458
Tony Collins	1983	4.79	219	1049
Sam Cunningham	1976	4.79	172	824
Corey Dillon	2004	4.74	345	1635
Craig James	1985	4.67	263	1227
Sammy Morris	2008	4.66	156	727
Billy Lott	1961	4.61	100	461
Jim Nance	1967	4.52	269	1216

ON POINT

The Patriots scored 410 points in 2008, a total that ranked second in the AFC and eighth in the NFL. New England's 410 points scored rank eighth in team history.

2008 AFC LEADERS / MOST POINTS SCORED

Team	Points Scored
San Diego Chargers	439
New England Patriots	410
New York Jets	405
Baltimore Ravens	385
Indianapolis Colts	377

PATRIOTS RECORDS / MOST POINTS SCORED

Season	Points Scored	Games	Points/Game
2007	589*	16	36.8
1980	441	16	27.6
2004	437	16	27.3
1996	418	16	26.1
1961	413	14	29.5
1986	412	16	25.8
1979	411	16	25.7
2008	410	16	25.6
2006	385	16	24.1
2002	381	16	23.8

*-NFL Record

ADALIUS THOMAS

Adalius Thomas enters the 2009 season with 50.0 career sacks and is one of five active linebackers with 50 or more sacks entering 2009 (joining Joey Porter, Greg Ellis, DeMarcus Ware and Mike Vrabel).



ACTIVE NFL LINEBACKERS WITH AT LEAST 50.0 SACKS

Player	Years	Sacks
Joey Porter (Pitt/Mia)	1999-2008	83.0
Greg Ellis (Dallas)	1998-2008	77.0
Mike Vrabel (NE)	1997-2008	55.0
DeMarcus Ware (Dallas)	2005-2008	53.5
Adalius Thomas (Bal/NE)	2000-2008	50.0

MAYO LEADS IN TACKLES IN 2008

NFL Defensive Rookie of the Year Jerod Mayo led the 2008 Patriots with 139 tackles (93 solo) according to the team's tally based on coaching film breakdown. Mayo led second-place Vince Wilfork by 54 tackles. According to press box statisticians (who tally unofficial tackle totals at each NFL game), Mayo was credited with 126 tackles (98 solo) in 2008, a total that led all NFL rookies and ranked 10th in the NFL. Mayo's total of 126 tackles ranked fifth in the AFC. Mayo was selected by the Patriots in the first round (10th overall) of the 2008 NFL Draft out of Tennessee. He was the first Patriots player to win the defensive rookie of the year award since Mike Haynes in 1976.



MAYO TOTALS 20 TACKLES, MOST FOR A PATRIOT IN A GAME SINCE 1994

Jerod Mayo was credited with 20 tackles (16 solo) by press box statisticians against the Jets on Nov. 13, 2008. According to Stats LLC, it was the highest tackle total credited to a Patriot by press box statisticians since STATS LLC's records begin in 1994. Mayo's total of 20 tackles tops Roman Phifer's 19 tackles (13 solo) on Oct. 12, 2003 against the New York Giants as the most by a Patriot over that span. Tackles are an unofficial NFL statistic.

GALLOWAY IN THE RECORD BOOKS

Veteran WR Joey Galloway enters the 2009 season with 682 career receptions and needs 18 receptions to become the 30th player in NFL history with 700 career receptions. He enters the year with 10,710 receiving yards and needs 290 receiving yards to become the 21st player in NFL history with 11,000 yards receiving (Tony Gonzalez and Mushin Muhammad may hit the mark in 2009 as well). Galloway currently has 77 receiving touchdowns and needs three touchdown catches to become the 19th player in NFL history with 80 touchdown receptions.

In addition, Galloway's career average of 15.7-yards per reception is the highest among all active players with at least 300 catches. Randy Moss is second with an average of 15.66.



FRED TAYLOR AMONG NFL'S BEST

Fred Taylor ranks 16th in NFL history for most rushing yards with career totals of 2,428 carries for 11,271 yards and 62 rushing touchdowns in 140 games. He trails only Seattle's Edgerrin James (12,121) and San Diego's LaDainian Tomlinson among active running back in rushing yards. Taylor ranks among the NFL's all-time best in several categories. Below is a look at where Taylor ranks in NFL history in several categories:

Rushing yards per game (80.5)	12 th
Yards from scrimmage per game (97.4)	14 th
Rushes of 10-plus yards (326)	5 th
Rushes of 50-plus yards (13)	4 th
Yards from scrimmage (13,632)	27 th
Rushing touchdowns (62)	34 th

Fred Taylor ranks fifth in NFL history with a 4.6 yards per rush average among running backs. Below is the all-time list:

RK	PLAYER	AVG	RK	Player	AVG
1.	Jim Brown	5.2	4.	Tiki Barber	4.7
2.	Barry Sanders	5.0	5.	Fred Taylor	4.6
3.	O.J. Simpson	4.7			



PATRIOTS NEWS & NOTES

GOSTKOWSKI EARNS PRO BOWL NOD



Stephen Gostkowski was named to his first career Pro Bowl following the 2008 season and is the fourth Patriots kicker to be named to the Pro Bowl since the 1970 AFL-NFL merger, joining Adam Vinatieri (2002, 2004), Tony Franklin (1986) and John Smith

(1980). He set the Patriots single-season record with an NFL-leading 36 field goals this season, and led the league with 148 points, the most by a Patriots player since the 1970 AFL-NFL merger and the second highest total in team history (Gino Cappelletti, 155 in 1964).



EVEN STEPHEN

Since joining the Patriots as a fourth-round draft choice in 2006, Stephen Gostkowski has connected on 85.6 percent of his regular-season field goals (77-for-90), achieving the best field goal percentage in Patriots history.

PATRIOTS ALL-TIME LEADERS / FIELD GOAL PCT.

(Minimum 50 Attempts)

Player	Years	FGM	FGA	Pct.
Stephen Gostkowski	2006-08	77	90	.856
Adam Vinatieri	1996-05	263	321	.819
Matt Bahr	1993-95	55	72	.764
Tony Franklin	1984-87	93	125	.744

PATRIOTS SINGLE-SEASON LEADERS / FGs MADE

Player	Year	FGM	FGA	Pct.
Stephen Gostkowski	2008	36	40	.900
Tony Franklin	1986	32	41	.780
Adam Vinatieri	2004	31	33	.939
Adam Vinatieri	1998	31	39	.795

PATRIOTS SINGLE-SEASON LEADERS / FIELD GOAL PCT.

(Minimum 16 Attempts)

Player	Year	FGM	FGA	Pct.
Stephen Gostkowski	2008	36	40	.900
Adam Vinatieri	2002	27	30	.900
Stephen Gostkowski	2007	21	24	.875
Adam Vinatieri	1997	25	29	.862

PATRIOTS SINGLE-SEASON LEADERS / POINTS SCORED

Player	Year	TD	2-PT	FG	PAT	Pts.
Gino Cappelletti	1964	7	1	25	36	155
Stephen Gostkowski	2008	0	0	36	40	148
Gino Cappelletti	1961	8	0	17	48	147
Adam Vinatieri	2004	0	0	31	48	141

GOSTKOWSKI ON THE PATRIOTS ALL-TIME LIST

Gostkowski needs seven more PATs and 17 more field goals to take over 4th placed in both categories from Tony Franklin.

PATRIOTS ALL-TIME PAT LEADERS

Player	Years	PAT
Adam Vinatieri	1996-05	367
Gino Cappelletti	1960-70	342
John Smith	1974-83	308
Tony Franklin	1984-87	163
Stephen Gostkowski	2006-08	157

PATRIOTS ALL-TIME FIELD GOAL LEADERS

Player	Years	FGS
Adam Vinatieri	1996-05	263
Gino Cappelletti	1960-70	176
John Smith	1974-83	128
Tony Franklin	1984-87	93
Stephen Gostkowski	2006-08	77

PATRIOTS WINNING STREAKS

The Patriots recorded the longest regular-season winning streak in NFL history, winning 21 consecutive regular-season games from Dec. 17, 2006 to Sept. 14, 2008. New England's 21-game regular-season winning streak eclipsing the previous NFL record of 18 consecutive regular-season wins, achieved by the Patriots from Oct. 5, 2003 to Oct. 24, 2004.

NFL'S LONGEST REGULAR-SEASON WIN STREAKS

Team	Years	Streak
New England Patriots	2006-08	21
New England Patriots	2003-04	18
Chicago Bears	1933-34	17
Pittsburgh Steelers	2004-05	16
Miami Dolphins	1983-84	16
Miami Dolphins	1971-73	16
Chicago Bears	1941-42	16

ON THE ROAD TO VICTORY

The Patriots won 12 consecutive regular-season road games from Dec. 24, 2006 to Oct. 5, 2008. New England's road winning streak is the second longest in NFL history, trailing only the San Francisco 49ers' 18 straight road wins from 1988-90.

MOST CONSECUTIVE ROAD VICTORIES / NFL HISTORY

Team	Victories	First Win	Final Win
San Francisco 49ers	18	11/27/88	12/30/90
New England Patriots	12	12/24/06	10/5/08
San Diego/LA Chargers	11	10/02/60	11/12/61
San Francisco 49ers	11	09/20/87	10/16/88
Pittsburgh Steelers	11	09/26/04	11/06/05

TOP TELEVISION RATINGS

Historically, the Patriots have been at or near the top of the weekly television ratings for the 2.4 million homes in the Boston TV market.

PATRIOTS 2008 RATINGS IN BOSTON TV MARKET

Date	Opponent	Net.	Boston TV	Rtg/Shr/Viewers
09/07	Kansas City	CBS	WBZ Ch. 4	23.7 / 55 / 568,000
09/14	at N.Y. Jets	CBS	WBZ Ch. 4	32.0 / 55 / 765,000
09/21	Miami	CBS	WBZ Ch. 4	20.5 / 48 / 492,000
10/05	at San Fran.	CBS	WBZ Ch. 4	30.7 / 54 / 739,000
10/12	at San Diego	NBC	WHDH Ch. 7	21.2 / 35 / 511,000
10/20	Denver	ESPN	WCVB Ch. 5	21.8 / 36 / 512,000
10/26	St. Louis	FOX	WFXT Ch. 25	23.5 / 52 / 567,000
11/02	at Indianapolis	NBC	WHDH Ch. 7	27.5 / 41 / 662,000
11/09	Buffalo	CBS	WBZ Ch. 4	25.1 / 57 / 604,000
11/13	N.Y. Jets	NFLN	WCVB Ch. 5	26.2 / 41 / 633,000
11/23	at Miami	CBS	WBZ Ch. 4	28.5 / 56 / 687,000
11/30	Pittsburgh	CBS	WBZ Ch. 4	33.2 / 52 / 799,000
12/07	at Seattle	CBS	WBZ Ch. 4	26.8 / 45 / 645,000
12/14	at Oakland	CBS	WBZ Ch. 4	N/A (Ice Storm)
12/21	Arizona	FOX	WFXT Ch. 25	33.1 / 55 / 797,000
12/29	at Buffalo	CBS	WBZ Ch. 4	30.8 / 61 / 741,000

Each ratings point represents one percent of the 2.4 million homes in the Boston TV market. ESPN/NFLN games include Rating and Share as a combined figure from both ESPN/NFLN and WCVB.

PATRIOTS RATINGS HISTORY

Regular Season	Rating / Share / Viewers
2008 Regular Season Average	27.0 / 49 / 649,000
2007 Regular Season Average	33.8 / 56 / 807,000
2006 Regular Season Average	26.7 / 52 / 634,000
2005 Regular Season Average	27.2 / 51 / N/A
2004 Regular Season Average	31.2 / 56 / N/A
2003 Regular Season Average	26.8 / 51 / N/A
2002 Regular Season Average	28.5 / 53 / N/A
2001 Regular Season Average	24.7 / 48 / N/A
Playoffs	Rating / Share
2007 Postseason Average	47.3 / 72
2006 Postseason Average	44.1 / 66
2005 Postseason Average	38.3 / 60
2004 Postseason Average	48.9 / 70
2003 Postseason Average	47.0 / 72
2001 Postseason Average	47.4 / 73

Gillette STADIUM™

HOME OF THE NEW ENGLAND PATRIOTS

Overall record at Gillette Stadium: 51-12 (.810)



The Patriots and their fans at Gillette Stadium have established one of the biggest home-field advantages in the country. Since its Grand Opening on Sept. 9, 2002, the Patriots have compiled a 51-12 record at their privately financed, state-of-the-art stadium. Patriots fans have embraced the team's new home with unprecedented fervor, extending the franchise's home sellout streak into its 15th year. In the seven seasons that New England has called Gillette Stadium home, every game has been sold out as the Patriots have won five AFC East titles, hosted two AFC Championship Games and recorded a 7-0 record in home playoff games at Gillette Stadium.

TOUGH AT HOME

The Patriots own an overall record of 51-12 (.810) at Gillette Stadium. Since their state-of-the-art facility opened at the beginning of the 2002 season, the Patriots own the NFL's best record at home. Now in their seventh season at Gillette Stadium, the Patriots have finished three seasons undefeated at home since the stadium opened (2003, 2004 and 2007) and own a perfect 7-0 playoff record at the venue.

BEST HOME RECORDS SINCE 2002

Team	W	L	T	Pct.
New England	51	12	0	.810
Indianapolis	48	15	0	.762
Pittsburgh	44	17	1	.718
Baltimore	40	18	0	.690
Seattle	42	19	0	.689
Denver	39	19	0	.672
Philadelphia	42	21	0	.667
San Diego	39	20	0	.661

NOTE: Records include regular-season and playoff games

HOMELAND DEFENSE

Since Gillette Stadium opened in 2002, the Patriots have had the NFL's best defense at home. New England has allowed an average of just 15.86 points per game, a figure that leads the league since 2002. Since 2003, the Patriots have allowed just 14.67 points per game at home (807 points in 55 games), a mark that is also the best in the NFL over that span.

FEWEST POINTS PER GAME ALLOWED AT HOME SINCE GILLETTE STADIUM OPENED IN 2002

Team	Stadium	GP	Pts	Pts/Gm
New England	Gillette Stadium	63	999	15.86
Baltimore	M&T Bank Stadium	58	936	16.14
Tampa Bay	Raymond James Stadium	59	995	16.86
Jacksonville	Jacksonville Municipal Stad.	56	963	17.20
Philadelphia	Vets Stadium/Lincoln Financial	63	1105	17.54
Indianapolis	RCA Dome/Lucas Oil Stadium	63	1142	18.13
Pittsburgh	Heinz Field	62	1146	18.48
Carolina	Bank of America Stad.	57	1056	18.53

NOTE: Records include regular-season and playoff games

PATRIOT PLACE THE HALL AT PATRIOT PLACE

The Hall at Patriot Place presented by Raytheon is the crown jewel of Patriot Place and the only sports and education experience of its kind in the world. Through a dazzling array of interactive multimedia exhibits and artifacts never before viewable by the public, The Hall at Patriot Place presented by Raytheon showcases the tradition of the New England Patriots, explores the history of football in New England, and promotes math and science education for the thousands of schoolchildren expected to visit each year. For more information, please visit www.thehallatpatriotplace.com. Jim Nance earned the honor of becoming the 14th player and the first running back to be inducted into the team's hall of fame this past summer. Chairman and CEO Robert Kraft inducted the Patriots original owner Billy Sullivan as a contributor during the offseason.



SNAPSHOTS OF SUCCESS

The Patriots are in the midst of one of the most prosperous periods for any team in NFL history. Their run of success began with a 29-26 overtime victory against the San Diego Chargers on Oct. 14, 2001, sparking a streak of 110 wins in the Patriots' last 141 games, including the playoffs.

PATRIOTS SUCCESS STREAKS (Including Postseason)

- 4 consecutive wins, dating to Dec. 7, 2008 (4-0, 1.000)
- 5 wins in last 6 games dating to Nov. 23, 2008 (5-1, .833)
- 8 wins in last 11 games, dating to Oct. 20, 2008 (8-3, .727)
- 29 wins in last 35 games, dating to Sept. 9, 2007 (29-6, .829)
- 43 wins in last 54 games, dating to Sept. 10, 2006 (43-11, .796)
- 50 wins in last 64 games, dating to Nov. 13, 2005 (50-14, .781)
- 65 wins in last 84 games, dating to Nov. 7, 2004 (65-19, .774)
- 86 wins in last 106 games, dating to Oct. 5, 2003 (86-20, .811)
- 94 wins in last 119 games, dating to Nov. 3, 2002 (94-25, .790)
- 110 wins in last 141 games, dating back to Oct. 14, 2001 (110-31, .780)



2009 FINAL OFFENSIVE STATISTICS

WON 3, LOST 1			* RUSHING												
			No.	Yds	Avg	Long	TD								
08/13 W 27-25	at Philadelphia	69,144	Green-Ellis	49	249	5.1	32t	3							
08/20 L 6-7	Cincinnati	68,756	F. Taylor	14	46	3.3	10	0							
08/28 W 27-24	at Washington	69,384	Morris	12	45	3.8	16	0							
09/03 W 38-27	New York Giants	68,756	Maroney	16	36	2.3	10	0							
	N.E.	Opp.	C. Taylor	5	27	5.4	10	0							
TOTAL FIRST DOWNS			Hoyer	7	23	3.3	10	0							
			O'Connell TM	5	21	4.2	17	0							
			Faulk	2	14	7.0	9	0							
			Brady	1	3	3.0	3	0							
			Walter	2	-2	-1.0	-1	0							
			TEAM	113	462	4.1	32t	3							
			OPPONENTS	118	523	4.4	45	3							
POSSESSION AVG.			* RECEIVING												
			No.	Yds	Avg	Long	TD								
			Moss	9	144	16.0	35	2							
			Nunn	8	133	16.6	30	0							
			Green-Ellis	8	28	3.5	8	0							
			Ventrone	7	58	8.3	17	0							
			Aiken	6	102	17.0	48	0							
			Galloway	6	49	8.2	20	0							
			Edelman	6	40	6.7	13	0							
			Maroney	4	44	11.0	14	0							
			Lewis	3	58	19.3	32	0							
			Baker	3	22	7.3	9t	2							
			Faulk	2	37	18.5	22	0							
			D. Thomas	2	22	11.0	15	0							
			Welker	1	32	32.0	32	0							
			Morris	1	14	14.0	14	0							
			F. Taylor	1	12	12.0	12	0							
			C. Taylor	1	10	10.0	10	0							
			Watson	1	9	9.0	9	0							
			Ortiz	1	8	8.0	8t	1							
			DeVree TM	1	6	6.0	6	0							
			A. Smith	1	3	3.0	3	0							
			TEAM	72	831	11.5	48	5							
			OPPONENTS	77	1157	15.0	73	6							
NET YARDS RUSHING			* INTERCEPTIONS												
			No.	Yds	Avg	Long	TD								
			Wilhite	1	99	99.0	99t	1							
			McGowan	1	27	27.0	27t	1							
			Jones	1	10	10.0	10	0							
			TEAM	3	136	45.3	99t	2							
			OPPONENTS	3	13	4.3	12	0							
NET YARDS PASSING			* PUNTING												
			No.	Yds	Avg	Net	TB	In	Lg	B					
			Hanson	19	815	42.9	40.9	0	8	54	0				
			TEAM	19	815	42.9	40.9	0	8	54	0				
			OPPONENTS	19	861	45.3	38.1	0	7	56	0				
AVG. PER GAME			* PUNT RETURNS												
			Ret	FC	Yds	Avg	Long	TD							
			Chung	7	2	54	7.7	33	0						
			Edelman	3	1	84	28.0	75t	1						
			TEAM	10	3	138	13.8	75t	1						
			OPPONENTS	7	4	37	5.3	21	0						
TOTAL PLAYS			* KICKOFF RETURNS												
			No.	Yds	Avg	Long	TD								
			Slater	10	204	20.4	26	0							
			Nunn	6	117	19.5	49	0							
			Edelman	1	24	24.0	24	0							
			Maroney	1	35	35.0	35	0							
			C. Taylor	1	22	22.0	22	0							
			TEAM	19	402	21.2	49	0							
			OPPONENTS	18	440	24.4	34	0							
ATT./COMPLETIONS			* FIELD GOALS												
			1-19	20-29	30-39	40-49	50+								
			Gostkowski	0/0	0/0	3/3	4/4	0/0							
			TEAM	0/0	0/0	3/3	4/4	0/0							
			OPPONENTS	0/0	2/2	3/3	2/4	0/1							
COMPLETION PCT.			Gostkowski: (37G,49G)(32G,41G)(43G,30G)(46G)												
			TEAM: (37G,49G)(32G,41G)(43G,30G)(46G)												
			OPPONENTS: (38G,43G,44B,36G,34G,43N)()(25G,52N)(46G,25G)												
HAD INTERCEPTED			* PASSING												
			Att	Cmp	Yds	Cmp%	Yds/Att	TD	TD%	Int	Int%	Long	Sack/Lost	Rating	
			Hoyer	44	29	354	65.9	8.05	1	2.3	0	0.0	48	4/30	98.1
			Brady	42	26	307	61.9	7.31	4	9.5	1	2.4	35	2/8	106.0
			O'Connell TM	26	12	108	46.2	4.15	0	0.0	2	7.7	22	1/2	25.8
			Walter	9	5	62	55.6	6.89	0	0.0	0	0.0	16	1/6	77.1
			TEAM	121	72	831	59.5	6.87	5	4.1	3	2.5	48	8/46	83.7
			OPPONENTS	131	77	1157	58.8	8.83	6	4.6	3	2.3	73	12/56	93.6



2009 FINAL DEFENSIVE STATISTICS

Tackle Statistics from play-by-play

PLAYER Name	TACKLES			SACKS			INTERCEPTIONS				FUMBLES				SP. TEAMS				
	TT	UT	A	S/	Yds	QH	Int/	Yds	TD	PD	FF	FR/	Yds	TD	TT	UT	A	FF	FR
Pat Chung	19	12	7	0.0	0.0	0	0	0	0	3	0	0	0	0	0	0	0	0	0
Stephen Williams	16	13	3	2.5	11.5	3	0	0	0	0	0	0	0	0	0	0	0	0	0
Rob Ninkovich	15	10	5	0.0	0.0	1	0	0	0	0	0	0	0	0	0	0	0	0	0
Darius Butler	13	12	1	0.5	0.5	1	0	0	0	1	0	0	0	0	0	0	0	0	1
Titus Adams	12	8	4	1.0	6.0	1	0	0	0	0	0	0	0	0	0	0	0	0	0
Eric Alexander	12	8	4	0.0	0.0	0	0	0	0	10	0	0	0	0	2	2	0	0	0
James Sanders	11	8	3	0.0	0.0	0	0	0	0	0	0	0	0	0	0	0	0	0	0
Pierre Woods	11	6	5	2.5	12.5	3	0	0	0	0	0	0	0	1	1	0	0	0	0
Jerod Mayo	10	10	0	1.0	6.0	3	0	0	0	0	0	0	0	0	0	0	0	0	0
Brandon McGowan	10	8	2	0.0	0.0	0	1	27	1	2	1	0	0	0	1	1	0	0	0
Paris Lenon	10	7	3	0.0	0.0	0	0	0	0	1	0	0	0	0	0	0	0	0	0
Adalius Thomas	9	6	3	1.0	1.0	1	0	0	0	1	0	0	0	0	0	0	0	0	0
Ron Brace	9	5	4	0.0	0.0	0	0	0	0	0	0	0	0	0	0	0	0	0	0
Terrence Wheatley	8	7	1	0.0	0.0	0	0	0	0	0	0	1	0	0	1	1	0	0	0
Brandon Meriweather	8	7	1	0.0	0.0	1	0	0	0	0	0	0	0	0	0	0	0	0	0
Vince Wilfork	8	4	4	0.0	0.0	0	0	0	0	0	0	0	0	0	0	0	0	0	0
Jonathan Wilhite	7	7	0	0.0	0.0	0	1	99	1	1	0	0	0	0	0	0	0	0	0
Gary Guyton	7	5	2	1.0	5.0	2	0	0	0	1	0	0	0	0	0	0	0	0	0
Richard Seymour	7	4	3	0.0	0.0	0	0	0	0	0	0	0	0	0	0	0	0	0	0
Heran-Daze Jones	7	2	5	0.0	0.0	0	1	10	0	2	0	0	0	0	3	2	1	0	0
Jamar Love	6	4	2	0.0	0.0	0	0	0	0	0	0	0	0	0	1	1	0	0	0
Tank Williams	5	3	2	0.0	0.0	0	0	0	0	0	0	0	0	0	0	0	0	0	0
Darryl Richard	5	3	2	0.5	3.5	1	0	0	0	0	0	0	0	0	0	0	0	0	0
Roderick Rogers	5	4	1	0.0	0.0	0	0	0	0	0	0	0	0	0	1	0	1	0	0
Myron Pryor	4	4	0	1.0	6.0	1	0	0	0	1	0	0	0	0	0	0	0	0	0
Ty Warren	4	3	1	0.0	0.0	1	0	0	0	0	0	0	0	0	0	0	0	0	0
Vinny Ciurciu	4	3	1	0.0	0.0	0	0	0	0	0	0	0	0	0	3	3	0	0	0
Shawn Crable	3	2	1	0.0	0.0	0	0	0	0	0	0	0	0	0	0	0	0	0	0
Derrick Burgess	3	3	0	0.0	0.0	1	0	0	0	0	0	0	0	0	0	0	0	0	0
Matthew Slater	3	2	1	0.0	0.0	0	0	0	0	0	0	0	0	0	3	3	0	0	0
Tully Banta-Cain	2	2	0	1.0	4.0	1	0	0	0	0	0	0	0	0	1	0	1	0	0
Leigh Bodden	1	1	0	0.0	0.0	0	0	0	0	1	0	0	0	0	0	0	0	0	0
Mike Richardson	1	1	0	0.0	0.0	0	0	0	0	0	0	0	0	0	2	2	0	0	0
Shawn Springs	1	0	1	0.0	0.0	0	0	0	0	0	0	0	0	0	0	0	0	0	0
Mike Wright	1	1	0	0.0	0.0	0	0	0	0	1	0	0	0	0	0	0	0	0	0
Tedy Bruschi	1	1	0	0.0	0.0	0	0	0	0	0	0	0	0	0	0	0	0	0	0
Jarvis Green	1	0	1	0.0	0.0	2	0	0	0	0	0	0	0	0	0	0	0	0	0
Julian Edelman	0	0	0	0.0	0.0	0	0	0	0	0	0	0	0	0	1	1	0	0	0
Alex Smith	0	0	0	0.0	0.0	0	0	0	0	0	0	0	0	0	1	1	0	0	0
BenJarvus Green-Ellis	0	0	0	0.0	0.0	0	0	0	0	0	0	0	0	0	1	1	0	0	0
Robert Ortiz	0	0	0	0.0	0.0	0	0	0	0	0	0	0	0	0	1	0	1	0	0
Totals	127	98	29	12.0	56.0	23	3	136	2	25	1	1	0	0	23	19	4	0	1

FUMBLES - LOST (6-2)				
	No.	Own		
		Lost	Rec	O.B.
Pat Chung	1	0	0	0
B. Green-Ellis	1	1	0	0
Laurence Maroney	1	0	1	0
Pat Chung	1	0	0	0
Chris Taylor	1	1	0	0
Brian Hoyer	0	0	1	0
Ryan Wendell	1	0	0	0
Darius Butler	0	0	1	0
Totals	6	2	3	0

KEY	
TT-Total Tackles	Int/Yds-Interceptions/Yards Returned
UT-Unassisted Tackles	PD-Passes Defensed
A-Assisted Tackles	FF-Forced Fumbles
S/YL-Sacks/Yards Lost	FR/Yds-Fumble Recoveries/Yards Returned
QH-Quarterback Hits	

MISC. OFFENSIVE STATS				
	Tkl	Ast	FF	FR
Randy Moss	1	0	0	0
Logan Mankins	1	0	0	0
Joey Galloway	0	1	0	0
Laurence Maroney	0	0	0	1

BLOCKED KICKS			
	XP	FG	P
Pat Chung	0	1	0
Totals	0	1	0



PATRIOTS NOTABLE-QUOTABLES

PATRIOTS ALUMNI ON THE FRANCHISE'S 50TH ANNIVERSARY AND THE AFL

QB Vito "Babe" Parilli (1961-67)

On the Patriots carving out a niche in New England

"Every week we were competing against each other, we had to fight the New York Giants for popularity. We had to prove, to ourselves, that we had the right to be where we were. On the whole, as a league, we were all working together to build the league and make sure that it would survive. Like Lewis and Clark, we were the pioneers. Every week, we were competing against each other, but we all had a common goal that the NFL recognize us."

C Jon Morris (1964-74)

On early life in the AFL

"We were living hand-to-mouth for seven, eight years. We didn't know if the team was going to survive. We didn't know if we were going to get paid. We didn't know."

On being a part of the Patriots' success today

"To see what the Kraft family has built in Foxboro and to see the professionalism throughout the organization, it's easy to see why they've been successful. I feel very much a part of the team's success today because this organization goes out of its way to make you feel that way. I think that's unique in the NFL. I've told Robert Kraft that to see where this organization has come from a player of my era, is just remarkable."

DB Chuck Shonta (1960-67)

On playing in Fenway Park (1963-68)

"When we started playing there in 1963, I knew that we were doing alright. We were playing in a professional stadium, finally. This was just the ultimate. To me, it meant that we were going to stick around for awhile."

G Len St. Jean (1964-73)

On the team's move to Foxborough in 1971

"I remember when we first moved into Schaefer Stadium, everybody thought it was the greatest thing, but then you consider that we didn't even have a weight room there to work out in. You can't even compare to what there is today [at Gillette Stadium]. It's unbelievable how far it's come."

Patriots Hall of Famer Gino Cappelletti on the franchise's early days

"We were all struggling and trying to buck the establishment and trying to survive another day and another season. It's something that we probably look back on and realize the difficulties we had that we just didn't know about at the time. When you're pioneering, you don't really know it because everything is exploring."

--*USA Today* (as told to Sean Leahy), June 22, 2009

HALL AT PATRIOTS PLACE PRESENTED BY RAYTHEON

Patriots Chairman and CEO Robert Kraft

On the induction of RB Jim Nance into Patriots Hall of Fame

"I am glad that the fans selected Jim Nance for this honor. Like so many others, he was one of the reasons I became a Patriots fan. He was an attraction. He brought fans to the games and that was very important in building a loyal fan base. Four decades later, we still have many season ticket holders who became fans of the Patriots in the 1960s because of players like Jim Nance. The fact that he still holds some prominent rushing records 38 years after his playing career speaks volumes."

Patriots Chairman and CEO Robert Kraft

On the induction of original owner Billy Sullivan

"Billy Sullivan made professional football a reality in New England. We are celebrating the Patriots' 50th season and all of the wonderful memories we have as fans of the Patriots. Without Billy Sullivan, the Patriots would not exist. I hope this recognition will ensure that Patriots fans never forget his contributions."

Patrick Sullivan, son of Billy Sullivan

On his father's induction

"I can speak for my entire family, in particular my mother Mary, in thanking the Kraft Family for this singular honor. With the kick off of the Patriots' 50th anniversary season, to be associated with the great names in Patriots history, the great fans of the Patriots, and to have an honored spot in The Hall at Patriot Place is something that I know my father would be immensely proud of. The Hall pays tribute to the great Patriots, both past and present. The fans, who Dad regarded as the cornerstone of the franchise, are also honored. For my father to be remembered by this great franchise and these great fans in this great Hall of Patriot history is an honor that we will cherish forever."



2009 NUMERICAL ROSTER

September 7, 2009

#	NAME	POS	HT	WT	AGE	YR	COLLEGE	HOW ACQ.
3	Stephen Gostkowski	K	6-1	215	25	4	Memphis	D4b-06
6	Chris Hanson	P	6-2	202	32	11	Marshall	FA(NO)-07
8	Brian Hoyer	QB	6-2	215	23	R	Michigan State	FA-09
11	Julian Edelman	WR	6-0	198	23	R	Kent State	D7a-09
12	Tom Brady	QB	6-4	225	32	10	Michigan	D6b-00
13	Joey Galloway	WR	5-11	197	37	15	Ohio State	FA(TB)-09
18	Matthew Slater	WR	6-0	200	23	2	UCLA	D5-08
21	Fred Taylor	RB	6-1	228	33	12	Florida	FA(JAX)-09
22	Terrence Wheatley	CB	5-9	185	24	2	Colorado	D2-08
23	Leigh Bodden	CB	6-1	193	27	7	Duquesne	FA(DET)-09
24	Jonathan Wilhite	CB	5-11	185	25	2	Auburn	D4-08
25	Pat Chung	S	5-11	212	22	R	Oregon	D2a-09
28	Darius Butler	CB	5-10	185	23	R	Connecticut	D2c-09
29	Shawn Springs	CB	6-0	204	34	13	Ohio State	FA(WAS)-09
30	Brandon McGowan	S	5-11	210	25	5	Maine	UFA(CHI)-09
31	Brandon Meriweather	S	5-11	200	25	3	Miami (Fla.)	D1-07
33	Kevin Faulk	RB	5-8	202	33	11	Louisiana State	D2-99
34	Sammy Morris	RB	6-0	220	32	10	Texas Tech	UFA (MIA)-07
36	James Sanders	S	5-10	210	25	5	Fresno State	D4-05
39	Laurence Maroney	RB	5-11	220	24	4	Minnesota	D1-06
42	BenJarvus Green-Ellis	RB	5-11	215	24	2	Mississippi	FA-08
47	Jake Ingram	LS	6-3	235	23	R	Hawaii	D6a-09
50	Rob Ninkovich	LB	6-2	255	25	4	Purdue	FA-09
51	Jerod Mayo	LB	6-1	245	23	2	Tennessee	D1-08
52	Eric Alexander	LB	6-2	240	27	5	Louisiana State	FA-04
55	Derrick Burgess	LB	6-2	260	30	9	Mississippi	TR(OAK)-09
58	Pierre Woods	LB	6-5	255	27	4	Michigan	FA-06
59	Gary Guyton	LB	6-3	245	23	2	Georgia Tech	FA-08
60	Rich Ohrnberger	OL	6-2	300	23	R	Penn State	D4-09
61	Stephen Neal	G	6-4	305	32	8	Cal State-Bakersfield	FA-01
63	Dan Connolly	OL	6-4	313	27	4	Southeast Missouri St.	FA(JAX)-08
67	Dan Koppen	C	6-2	296	29	7	Boston College	D5-03
69	Ryan Wendell	G	6-2	285	23	1	Fresno State	FA-08
70	Logan Mankins	G	6-4	310	27	5	Fresno State	D1-05
71	Kendall Simmons	G	6-3	315	30	8	Auburn	FA-09
72	Matt Light	T	6-4	305	31	9	Purdue	D2-01
75	Vince Wilfork	NT	6-2	325	27	6	Miami (Fla.)	D1a-04
76	Sebastian Vollmer	OL	6-8	315	25	R	Houston	D2d-09
77	Nick Kaczur	T	6-4	315	30	5	Toledo	D3b-05
80	Michael Matthews	TE	6-4	270	25	3	Georgia Tech	TR (NYG)-09
81	Randy Moss	WR	6-4	210	32	12	Marshall	TR (OAK)-07
83	Wes Welker	WR	5-9	185	28	6	Texas Tech	TR (MIA)-07
84	Benjamin Watson	TE	6-3	255	28	6	Georgia	D1b-04
86	Chris Baker	TE	6-3	258	29	8	Michigan State	FA(NYJ)-09
88	Sam Aiken	WR	6-2	215	28	7	North Carolina	UFA (BUF)-08
91	Myron Pryor	DL	6-1	310	23	R	Kentucky	D6b-09
92	Ron Brace	DL	6-3	330	22	R	Boston College	D2b-09
94	Ty Warren	DL	6-5	300	28	7	Texas A&M	D1-03
95	Tully Banta-Cain	LB	6-2	250	29	7	California	FA(SF)-09
96	Adalius Thomas	LB	6-2	270	32	10	Southern Mississippi	UFA(BAL)-07
97	Jarvis Green	DL	6-3	285	30	8	Louisiana State	D4b-02
99	Mike Wright	DL	6-4	295	27	5	Cincinnati	FA-05
	Bret Lockett	DB	6-1	211	22	R	UCLA	CW (CLE)-09

PRACTICE SQUAD

#	NAME	POS	HT	WT	AGE	YR	COLLEGE	HOW ACQ.
62	Titus Adams	DL	6-4	305	26	1	Nebraska	FA-08
68	Patrick Brown	OL	6-5	312	22	R	Central Florida	FA-09
65	Adrian Grady	DT	6-1	290	23	R	Louisville	FA-09
10	Terrence Nunn	WR	6-0	195	23	R	Nebraska	FA-09
90	Darryl Richard	DL	6-4	295	23	R	Georgia Tech	D7b-09
9	Isaiah Stanback	QB	6-2	208	25	3	Washington	D4-07
27	DeAngelo Willingham	CB	6-0	200	22	R	Tennessee	FA-09

RESERVE/INJURED LIST

#	NAME	POS	HT	WT	AGE	YR	COLLEGE	INJURY (IR date)
66	George Bussey	OL	6-3	305	23	R	Louisville	knee (9/5/09)
98	Shawn Crable	LB	6-5	243	24	2	Michigan	groin (9/5/09)
53	Tyrone McKenzie	LB	6-2	240	23	R	South Florida	knee (8/31/09)
35	Chris Taylor	RB	5-8	224	25	4	Indiana	shoulder (9/5/09)

RESERVE/P.U.P LIST

#	NAME	POS	HT	WT	AGE	YR	COLLEGE	DATE
64	Mark LeVoir	T	6-7	310	27	3	Notre Dame	August, 31

RESERVE/N.F.I. List

#	NAME	POS	HT	WT	AGE	YR	COLLEGE	DATE
19	Brandon Tate	WR	6-1	195	21	R	North Carolina	August, 31

RESERVE/MILITARY LIST

#	NAME	POS	HT	WT	AGE	YR	COLLEGE	DATE
15	Tyree Barnes	WR	6-0	196	23	R	Navy	July, 23
44	Eric Kettani	RB	5-11	235	22	R	Navy	July, 23
15	Shun White	WR	5-8	195	23	R	Navy	August, 17

b-Blue Practice Jersey w-White Practice Jersey



2009 POSITIONAL ROSTER

September 7, 2009

DEFENSE (24)								
#	NAME	POS	HT	WT	BORN	YR	COLLEGE	H.S. HOMETOWN
DEFENSIVE LINE (6)								
92	Brace, Ron	DL	6-3	330	12/18/1986	R	Boston College	Worcester, Mass.
97	Green, Jarvis	DL	6-3	285	1/12/1979	8	Louisiana State	Donaldsonville, La.
91	Pryor, Myron	DL	6-1	310	6/13/1986	R	Kentucky	Louisville, Ky.
94	Warren, Ty	DL	6-5	300	2/6/1981	7	Texas A&M	Bryan, Texas
75	Wilfork, Vince	NT	6-2	325	11/4/1981	6	Miami (Fla.)	Boynton Beach, Fla.
99	Wright, Mike	DL	6-4	295	3/1/1982	5	Cincinnati	Cincinnati, Ohio
LINEBACKER (8)								
52	Alexander, Eric	LB	6-2	240	2/8/1982	5	Louisiana State	Port Arthur, Texas
95	Banta-Cain, Tully	LB	6-2	250	8/28/1980	7	California	Sunnyvale, Calif.
55	Burgess, Derrick	LB	6-2	260	8/12/1978	9	Mississippi	Greenbelt, Md.
59	Guyton, Gary	LB	6-3	245	11/14/1985	2	Georgia Tech	Hinesville, Ga.
51	Mayo, Jerod	LB	6-1	245	2/23/1986	2	Tennessee	Hampton, Va.
50	Ninkovich, Rob	LB	6-2	255	2/1/1984	4	Purdue	Blue Island, Ill.
96	Thomas, Adalius	LB	6-2	270	8/18/1977	10	Southern Mississippi	Equality, Ala.
58	Woods, Pierre	LB	6-5	255	1/6/1982	4	Michigan	Cleveland, Ohio
DEFENSIVE BACK (10)								
23	Bodden, Leigh	CB	6-1	193	9/24/1981	7	Duquesne	Hyattsville, Md.
28	Butler, Darius	CB	5-10	185	3/18/1986	R	Connecticut	Ft. Lauderdale, Fla.
25	Chung, Pat	S	5-11	212	8/19/1987	R	Oregon	Rancho Cucamonga, Calif.
	Lockett, Bret	DB	6-1	211	10/7/1986	R	UCLA	Diamond Bar, Calif.
30	McGowan, Brandon	S	5-11	210	9/26/1983	5	Maine	Jersey City, N.J.
31	Meriweather, Brandon	S	5-11	200	1/14/1984	3	Miami (Fla.)	Apopka, Fla.
36	Sanders, James	S	5-10	210	11/11/1983	5	Fresno State	Porterville, Calif.
29	Springs, Shawn	CB	6-0	204	3/11/1975	13	Ohio State	Silver Spring, Md.
22	Wheatley, Terrence	CB	5-9	185	5/5/1985	2	Colorado	Plano, Texas
24	Wilhite, Jonathan	CB	5-11	185	2/23/1984	2	Auburn	Monroe, La.
OFFENSE (26)								
#	NAME	POS	HT	WT	BORN	YR	COLLEGE	H.S. HOMETOWN
OFFENSIVE LINE (10)								
63	Connolly, Dan	OL	6-4	313	9/2/1982	4	Southeast Missouri St.	St. Louis, Mo.
77	Kaczur, Nick	T	6-4	315	7/28/1979	5	Toledo	Brantford, Ontario
67	Koppen, Dan	C	6-2	296	9/12/1979	7	Boston College	Whitehall, Pa.
72	Light, Matt	T	6-4	305	6/23/1978	9	Purdue	Greenville, Ohio
70	Mankins, Logan	G	6-4	310	3/10/1982	5	Fresno State	Catheys Valley, Calif.
61	Neal, Stephen	G	6-4	305	10/9/1976	8	Cal State-Bakersfield	San Diego, Calif.
60	Ohrnberger, Rich	OL	6-2	300	2/14/1986	R	Penn State	East Meadow, N.Y.
71	Simmons, Kendall	G	6-3	315	3/11/1979	8	Auburn	Ripley, Miss.
76	Vollmer, Sebastian	OL	6-8	315	7/10/1984	R	Houston	Kaarst, Germany
69	Wendell, Ryan	G	6-2	285	3/4/1986	1	Fresno State	Diamond Bar, Calif.
QUARTERBACK (2)								
12	Brady, Tom	QB	6-4	225	8/3/1977	10	Michigan	San Mateo, Calif.
8	Hoyer, Brian	QB	6-2	215	10/13/1985	R	Michigan State	North Olmstead, Ohio
WIDE RECEIVER (6)								
88	Aiken, Sam	WR	6-2	215	12/14/1980	7	North Carolina	Kenansville, N.C.
11	Edelman, Julian	WR	6-0	198	5/22/1986	R	Kent State	Redwood City, Calif.
13	Galloway, Joey	WR	5-11	197	11/20/1971	15	Ohio State	Bellaire, Ohio
81	Moss, Randy	WR	6-4	210	2/13/1977	12	Marshall	Rand, W. Va.
18	Slater, Matthew	WR	6-0	200	9/9/1985	2	UCLA	Anaheim, Calif.
83	Welker, Wes	WR	5-9	185	5/1/1981	6	Texas Tech	Oklahoma City, Okla.
RUNNING BACK (5)								
33	Faulk, Kevin	RB	5-8	202	6/5/1976	11	Louisiana State	Carencro, La.
42	Green-Ellis, BenJarvus	RB	5-11	215	7/2/1985	2	Mississippi	New Orleans, La.
39	Maroney, Laurence	RB	5-11	220	2/5/1985	4	Minnesota	St. Louis, Mo.
34	Morris, Sammy	RB	6-0	220	3/23/1977	10	Texas Tech	San Antonio, Texas
21	Taylor, Fred	RB	6-1	228	1/27/1976	12	Florida	Belle Glade, Fla.
TIGHT END (3)								
86	Baker, Chris	TE	6-3	258	11/18/1979	8	Michigan State	St. Albans, N.Y.
80	Matthews, Michael	TE	6-4	270	10/9/1983	3	Georgia Tech	Sycamore, Ohio
84	Watson, Benjamin	TE	6-3	255	12/18/1980	6	Georgia	Rock Hill, S.C.
SPECIALISTS (3)								
#	NAME	POS	HT	WT	BORN	YR	COLLEGE	H.S. HOMETOWN
SPECIALISTS (3)								
3	Gostkowski, Stephen	K	6-1	215	1/28/1984	4	Memphis	Madison, Miss.
6	Hanson, Chris	P	6-2	202	10/25/1976	11	Marshall	Sharpsburg, Ga.
47	Ingram, Jake	LS	6-3	235	10/23/1985	R	Hawaii	Milliani, Hawaii
RESERVE/INJURY (1)								
#	NAME	POS	HT	WT	BORN	YR	COLLEGE	H.S. HOMETOWN
RESERVE/INJURY (1)								
66	Bussey, George	OL	6-3	305	10/24/1984	R	Louisville	Louisville, Ky.
98	Crable, Shawn	LB	6-5	243	12/26/1984	2	Michigan	Massillon, Ohio
53	McKenzie, Tyrone	LB	6-2	240	12/11/1985	R	South Florida	Riverview, Fla.
35	Taylor, Chris	RB	6-0	224	11/7/1983	4	Indiana	Memphis, Tenn.
RESERVE/P.U.P (1)								
#	NAME	POS	HT	WT	BORN	YR	COLLEGE	H.S. HOMETOWN
RESERVE/P.U.P (1)								
64	LeVoi, Mark	T	6-7	310	7/29/1982	3	Notre Dame	Eden Prairie, Minn.
RESERVE/N.F.I. (1)								
#	NAME	POS	HT	WT	BORN	YR	COLLEGE	H.S. HOMETOWN
RESERVE/N.F.I (1)								
19	Tate, Brandon	WR	6-1	195	10/5/1987	R	North Carolina	Burlington, N.C.
RESERVE/MILITARY (3)								
#	NAME	POS	HT	WT	BORN	YR	COLLEGE	H.S. HOMETOWN
RESERVE/MILITARY (2)								
15	Barnes, Tyree	WR	6-0	196	4/15/1986	R	Navy	Hampton, Va.
44	Kettani, Eric	RB	5-11	235	3/26/1987	R	Navy	Kirtland, Ohio
15	White, Shun	WR	5-8	195	12/9/1985	R	Navy	Memphis, Tenn.

b-Blue Practice Jersey w-White Practice Jersey



HOW THE PATRIOTS WERE BUILT

UPDATED: September 7, 2009

<u>YEAR</u>	<u>DRAFTEES (26)</u>	<u>VETERAN FREE AGENTS (14)</u>	<u>WAIVERS (1) / TRADES (4)</u>	<u>ROOKIE AND FIRST-YEAR FREE AGENTS (8)</u>
1999	Kevin Faulk (2)			
2000	Tom Brady (6b)			
2001	Matt Light (2)			Stephen Neal (fa)
2002	Jarvis Green (4b)			
2003	Ty Warren (1) Dan Koppen (5)			
2004	Vince Wilfork (1a) Benjamin Watson (1b)			Eric Alexander (fa)
2005	Logan Mankins (1) Nick Kaczur (3b) James Sanders (4)			Mike Wright (fa)
2006	Laurence Maroney (1) Stephen Gostkowski (4b)			Pierre Woods (fa)
2007	Brandon Meriweather (1)	Chris Hanson (fa)(NO) Sammy Morris (5)(MIA) Adalius Thomas (6)(BAL)	Randy Moss (1)(tr-OAK) Wes Welker (fa)(tr-MIA)	
2008	Jerod Mayo (1) Terrence Wheatley (2) Jonathan Wilhite (4) Matthew Slater (5)	Sam Aiken (4)(BUF) Dan Connolly (fa)(JAX)		BenJarvus Green-Ellis (fa) Gary Guyton (fa) Ryan Wendell (fa)
2009	Pat Chung (2a) Ron Brace (2b) Darius Butler (2c) Sebastian Vollmer (2d) Rich Ohrmberger (4) Jake Ingram (6a) Myron Pryor (6b) Julian Edelman (7a)	Chris Baker (3)(NYJ) Tully Banta-Cain (7)(SF) Leigh Bodden (fa)(DET) Joey Galloway (1)(TB) Brandon McGowan (fa)(CHI) Rob Ninkovich (fa) Kendall Simmons (fa (PITT)) Shawn Springs (1)(WAS) Fred Taylor (1)(JAX)	Derrick Burgess (3) (tr-OAK) Bret Lockett (fa) (CW-CLE) Michael Matthews (fa) (tr-NYG) RESERVE/INJURED (4) George Bussey Shawn Crable Tyrone McKenzie Chris Taylor RESERVE/P.U.P (1) Mark LeVoir RESERVE/N.F.I. (1) Brandon Tate RESERVE/MILITARY (3) Tyree Barnes (fa) Eric Kettani (fa) Shun White (fa)	Brian Hoyer (fa)
<p>NOTE: Team in parenthesis is the player's prior team (#) – indicates round drafted (fa) – indicates non-drafted free agents</p>				



2009 TRANSACTIONS

UPDATED: September 7, 2009

JANUARY, 2009

1/27/2009 Reese, Floyd
Hired as Senior Football Advisor

FEBRUARY, 2009

2/3/2009 Boyer, Josh
Named Defensive Backs Coach
2/3/2009 O'Brien, Bill
Named Quarterbacks Coach
2/3/2009 O'Brien, Scott
Hired as Special Teams Coach
2/5/2009 Casell, Matt
Designated Franchise Player
2/12/2009 Osenfort, Monti
Named National Scout
2/12/2009 Robinson, Jon
Named Director of College Scouting
2/12/2009 Waldron, Shane
Named Tight Ends Coach
2/17/2009 Washington, Kelley
Released
2/17/2009 Yates, Billy
Released
2/18/2009 Banta-Cain, Tully
Signed as Veteran Free Agent (SF)
2/18/2009 Listort, Brad
Signed as First-Year Free Agent (NY)
2/20/2009 Yates, Billy
Re-Signed
2/25/2009 Little, Jason
Hired as Director of Pro Personnel
2/25/2009 O'Shea, Chad
Hired as Receivers Coach
2/27/2009 Taylor, Fred
Signed as Veteran Free Agent (JAX)
2/27/2009 Robertson, Darrell
Released
2/28/2009 Casell, Matt
Traded to Kansas City
2/28/2009 Vrabel, Mike
Traded to Kansas City

MARCH, 2009

3/2/2009 Baker, Chris
Signed as Veteran Free Agent (NY);
3/2/2009 Hochstein, Russ
Re-Signed
3/5/2009 Alexander, Eric
Re-Signed
3/5/2009 Hanson, Chris
Re-Signed
3/5/2009 Lewis, Greg
Acquired Via Trade (PHI)
3/5/2009 Sanders, James
Re-Signed
3/10/2009 Hodel, Nathan
Signed as Veteran Free Agent (ARZ);
3/11/2009 Boddien, Leigh
Signed as Veteran Free Agent (DET)
3/11/2009 Springs, Shawn
Signed as Veteran Free Agent (WAS)
3/16/2009 Johnson, Al
Signed as Veteran Free Agent (MIA)
3/16/2009 Britt, Wesley
Re-Signed
3/16/2009 Ventrone, Ray
Re-Signed
3/16/2009 Williams, Tank
Re-Signed
3/16/2009 Wright, Mike
Re-Signed
3/19/2009 Galloway, Joey
Signed as Veteran Free Agent (TB)
3/23/2009 Duckett, Damane
Signed as Veteran Free Agent (SF)

APRIL, 2009

4/21/2009 Woods, Pierre
Re-Signed
4/23/2009 Smith, Kenny
Re-Signed
4/25/2009 Chung, Patrick
Drafted
4/25/2009 Brace, Ron
Drafted
4/25/2009 Butler, Darius
Drafted
4/25/2009 Vollmer, Sebastian
Drafted
4/26/2009 Tate, Brandon
Drafted
4/26/2009 McKenzie, Tyrone
Drafted
4/26/2009 Ohnberger, Rich
Drafted
4/26/2009 Bussey, George
Drafted
4/26/2009 Ingram, Jake
Drafted
4/26/2009 Pryor, Myron
Drafted
4/26/2009 Edelman, Julian
Drafted
4/26/2009 Richard, Darryl
Drafted
4/26/2009 Hobbs, Ellis
Traded to Philadelphia
4/29/2009 Ruel, Bo
Released
4/30/2009 Smith, Alex
Acquired Via Trade (TB)
4/30/2009 Appleby, Antonio
Signed as Rookie Free Agent
4/30/2009 Hoyer, Brian
Signed as Rookie Free Agent
4/30/2009 Love, Jamar
Signed as Rookie Free Agent
4/30/2009 McClinton, Marcus
Signed as Rookie Free Agent
4/30/2009 Porter, Jemal
Signed as Rookie Free Agent

MAY, 2009

5/4/2009 Curcu, Vinny
Signed as Veteran Free Agent (MIN)
5/4/2009 Williams, Stephen
Signed as Veteran Free Agent (CAR)
5/4/2009 Cuff, Omar
Signed as First-Year Free Agent (TB)
5/4/2009 Ortiz, Robert
Re-Signed as First-Year Free Agent
5/4/2009 Barnes, Tyree
Signed as Rookie Free Agent
5/4/2009 Kettani, Eric
Signed as Rookie Free Agent
5/4/2009 Perez, Aaron
Signed as Rookie Free Agent
5/4/2009 White, Shun
Signed as Rookie Free Agent
5/5/2009 McGowan, Brandon
Signed as Unrestricted Free Agent (CHI)
5/5/2009 Malone, Tom
Released
5/11/2009 Nunn, Terrence
Signed as Rookie Free Agent
5/26/2009 Duckett, Damane
Released
5/26/2009 Listort, Brad
Released
5/27/2009 Lenon, Paris
Signed as Unrestricted Free Agent (DET);
5/29/2009 Perez, Aaron
Released

JUNE, 2009

6/1/2009 Malone, Tom
Re-signed
6/4/2009 Pass, Patrick
Signed as a Veteran Free Agent (NYG)
6/4/2009 Smith, Kenny
Released
6/4/2009 Craig, Angelo
Released
6/4/2009 Cuff, Omar
Released
6/4/2009 McClinton, Marcus
Released
6/11/2009 Pass, Patrick
Released
6/16/2009 Ohnberger, Rich
Signed/Draft Choice
6/16/2009 Appleby, Antonio
Released

JULY, 2009

7/13/2009 Butler, Darius
Signed/Draft Choice
7/16/2009 Richard, Darryl
Signed/Draft Choice
7/23/2009 Brace, Ron
Signed/Draft Choice
7/23/2009 Vollmer, Sebastian
Signed/Draft Choice
7/23/2009 Tate, Brandon
Signed/Draft Choice
7/23/2009 Bussey, George
Signed/Draft Choice
7/23/2009 Pryor, Myron
Signed/Draft Choice
7/23/2009 Edelman, Julian
Signed/Draft Choice
7/23/2009 Ortiz, Robert
Released
7/23/2009 Barnes, Tyree
Placed on Reserve/Military
7/23/2009 Kettani, Eric
Placed on Reserve/Military
7/27/2009 Chung, Pat
Signed/Draft Choice
7/27/2009 Spann, Antwain
Released
7/28/2009 Jones, Herana-Daze
Signed
7/28/2009 Porter, Jemal
Released
7/29/2009 Ingram, Jake
Signed/Draft Choice
7/29/2009 Love, Jamar
Released

August, 2009

8/1/2009 Malone, Tom
Released
8/2/2009 Love, Jamar
Signed
8/2/2009 Ninokovich, Rob
Signed
8/2/2009 Reid, Vince
Released
8/3/2009 Walter, Andrew
Signed
8/3/2009 Gutierrez, Matt
Released
8/6/2009 Burgess, Derrick
Acquired Via Trade (OAK)
8/6/2009 Johnson, Al
Released
8/17/2009 Taylor, Chris
Signed
8/17/2009 Smith, Le Kevin
Traded to Denver for undisclosed draft pick
8/17/2009 White, Shun
Placed on Reserve/Military
8/18/2009 Rogers, Roderick
Signed
8/19/2009 Richardson, Mike
Released
8/23/2009 DeVree, Tyson
Released
8/25/2009 Hochstein, Russ
Traded to Denver for undisclosed draft pick
8/25/2009 McKenzie, Tyrone
Signed/Draft Choice
8/25/2009 Williams, Tank
Released
8/26/2009 Ortiz, Robert
Signed
8/31/2009 Bruschi, Tedy
Announced his Retirement
8/31/2009 Hodel, Nathan
Released
8/31/2009 O'Connell, Kevin
Released
8/31/2009 LeVior, Matt
Placed on Reserve/P.I.P.
8/31/2009 McKenzie, Tyrone
Placed on Reserve/Injured (knee)
8/31/2009 Tate, Brandon
Placed on Reserve/N.F.I.

September, 2009

9/4/2009 Curcu, Vinny
Released
9/4/2009 Ortiz, Robert
Released
9/4/2009 Rogers, Roderick
Released
9/4/2009 Walter, Andrew
Released
9/4/2009 Williams, Stephen
Released
9/4/2009 Yates, Billy
Released
9/5/2009 Adams, Titus
Released
9/5/2009 Britt, Wesley
Released
9/5/2009 Bussey, George
Placed on Reserve/Injured (knee)
9/5/2009 Crable, Shawn
Placed on Reserve/Injured (groin)
9/5/2009 Jones, Herana-Daze
Released
9/5/2009 Lenon, Paris
Released
9/5/2009 Love, Jamar
Released
9/5/2009 Nunn, Terrence
Released
9/5/2009 O'Callaghan, Ryan
Released
9/5/2009 Richard, Darryl
Released
9/5/2009 Smith, Alex
Placed on Reserve/Injured (shoulder)
9/5/2009 Taylor, Chris
Released
9/5/2009 Ventrone, Ray
Released
9/5/2009 Thomas, David
Traded to New Orleans for an undisclosed draft pick
9/5/2009 Matthews, Michael
Acquired via trade (NY Giants)
9/6/2009 Seymour, Richard
Traded to Oakland for an undisclosed draft pick
9/6/2009 Simmons, Kendall
Signed
9/7/2009 Adams, Titus
Signed to the Practice Squad
9/7/2009 Brown, Patrick
Signed to the Practice Squad
9/7/2009 Grady, Adrian
Signed to the Practice Squad
9/7/2009 Terrence Nunn
Signed to the Practice Squad
9/7/2009 Darryl Richard
Signed to the Practice Squad
9/7/2009 Stanback, Isaiah
Signed to the Practice Squad
9/7/2009 Williamson, DeAngelo
Signed to the Practice Squad
9/7/2009 Lockett, Bret
Claimed off waivers from Cleveland
9/7/2009 Lewis, Greg
Released



UNOFFICIAL DEPTH CHART

Unofficial depth chart compiled by Patriots media relations, Sept. 7, 2009

OFFENSE

WR: 83 Wes Welker	88 Sam Aiken	18 Matthew Slater	
LT: 72 Matt Light	<u>76 Sebastian Vollmer</u>		
LG: 70 Logan Mankins	63 Dan Connolly		
C: 67 Dan Koppen	69 Ryan Wendell		
RG: 61 Stephen Neal	<u>60 Rich Ohrnberger</u>	71 Kendall Simmons	
RT: 77 Nick Kaczur	<u>76 Sebastian Vollmer</u>		
TE 84 Benjamin Watson	86 Chris Baker	80 Michael Matthews	
WR: 81 Randy Moss	13 Joey Galloway	<u>11 Julian Edelman</u>	
QB: 12 Tom Brady	<u>8 Brian Hoyer</u>		
RB: 34 Sammy Morris	33 Kevin Faulk	21 Fred Taylor	39 Laurence Maroney 42 BenJarvus Green-Ellis

DEFENSE

LE: 94 Ty Warren	<u>91 Myron Pryor</u>		
NT: 75 Vince Wilfork	99 Mike Wright	<u>92 Ron Brace</u>	
RE: 97 Jarvis Green	<u>91 Myron Pryor</u>		
OLB 58 Pierre Woods	95 Tully Banta-Cain	50 Rob Ninkovich	
ILB: 51 Jerod Mayo	52 Eric Alexander		
ILB: 59 Gary Guyton	52 Eric Alexander		
OLB 96 Adalius Thomas	55 Derrick Burgess		
LCB: 29 Shawn Springs	22 Terrence Wheatley	<u>28 Darius Butler</u>	
RCB 23 Leigh Bodden	24 Jonathan Wilhite		
SS: 31 Brandon Meriweather	<u>25 Pat Chung</u>		
FS: 36 James Sanders	30 Brandon McGowan	Bret Lockett	

SPECIAL TEAMS

K: 3 Stephen Gostkowski	6 Chris Hanson		
P: 6 Chris Hanson	3 Stephen Gostkowski		
H: 6 Chris Hanson	<u>8 Brian Hoyer</u>		
PR: 83 Wes Welker	33 Kevin Faulk	22 Terrence Wheatley	
KR: 18 Matthew Slater	39 Laurence Maroney	<u>28 Darius Butler</u>	
LS: <u>47 Jake Ingram</u>			

PRONUNCIATION GUIDE

Leigh Bodden	BOD-in	Dan Koppen	COPE-en
Stephen Gostkowski	gust-OW-ski	Jerod Mayo	je-ROD
Nick Kaczur	KĀ-zur	Adalius Thomas	ah-DAY-lus