



NEW ENGLAND PATRIOTS

PRESS RELEASE

GILLETTE STADIUM ★ ONE PATRIOT PLACE ★ FOXBOROUGH, MA 02035 ★ 508.384.4203
FAX: 508.543.9053 ★ WWW.PATRIOTS.COM ★ HTTP://MEDIA.PATRIOTS.COM

PATRIOTS CLOSE OUT PRESEASON AGAINST GIANTS

MEDIA SCHEDULE

MONDAY, AUGUST 31

10:15-11:30 a.m. Media check-in
10:50-11:10 a.m. Coach Belichick Press Conf.
11:10-11:55 a.m. Open Locker Room
Approx. 1 p.m. Practice
6-9 p.m. Patriots Kickoff Gala

TUESDAY, SEPTEMBER 1

TBA Media check-in
TBA Coach Belichick Press Conf.
TBA Open Locker Room
TBA Practice

WEDNESDAY, SEPTEMBER 2

Team Walkthrough – No Media Access

THURSDAY, SEPTEMBER 3

7:30 p.m. Patriots vs. NY Giants

FRIDAY, SEPTEMBER 4

4 p.m. Coach Belichick Conf. Call

2009 PATRIOTS SCHEDULE

PRESEASON (2-1)

Thurs., Aug. 13 at PhiladelphiaW 27-25
Thurs., Aug 20 Cincinnati L 6-7
Fri., Aug. 28 at WashingtonW 27-24
Thurs., Sept. 3 N.Y. Giants 7:30 p.m. WBZ

REGULAR SEASON

Mon., Sept. 14 Buffalo 7:00 ESPN
Sun., Sept. 20 at N.Y. Jets 1:00 CBS
Sun., Sept. 27 Atlanta 1:00 FOX
Sun., Oct. 4 Baltimore 1:00 CBS
Sun., Oct. 11 at Denver 4:15 CBS
Sun., Oct. 18 Tennessee 4:15 CBS
Sun., Oct. 25 # Tampa Bay 1:00 CBS
Sun., Nov. 1 BYE WEEK
Sun., Nov. 8 Miami 1:00 CBS
Sun., Nov. 15 at Indianapolis 8:20 NBC
Sun., Nov. 22 N.Y. Jets 4:15* CBS*
Mon., Nov. 30 at New Orleans 8:30 ESPN
Sun., Dec. 6 at Miami 8:20* NBC*
Sun., Dec. 13 Carolina 1:00* CBS*
Sun., Dec. 20 at Buffalo 1:00* CBS*
Sun., Dec. 27 Jacksonville 1:00* CBS*
Sun., Jan. 3 at Houston 1:00* CBS*

#Wembley Stadium, London, England

PATRIOTS MEDIA WEBSITE

The Patriots' media-only website, located at <http://media.patriots.com>, will be updated for registered users throughout the season with all the latest media information, schedules, rosters and press releases. The media site will also serve as the team's primary credentialing system again in 2009.

NEW ENGLAND PATRIOTS VS. NEW YORK GIANTS

Thursday, September 3, 2009 ★ Gillette Stadium (68,756) ★ 7:30 p.m. EDT

The New England Patriots (2-1) will close out the preseason against the New York Giants for the fifth consecutive year on Thursday at 7:30 p.m. at Gillette Stadium. The Patriots are 2-1 in the 2009 preseason. After opening at Philadelphia (8/13) with a 27-25 victory, the Patriots dropped a 7-6 decision at home to the Cincinnati Bengals (8/20). The Patriots rebounded last Friday night with a 27-24 victory at Washington. The Giants (1-2) opened the preseason with a 24-17 win vs. Carolina (8/17) before dropping a 17-3 decision at Chicago (8/22) and a 27-25 decision vs. the New York Jets last Saturday.

BROADCAST INFORMATION

TELEVISION: This week's game will be broadcast by the Patriots Preseason Television Network and can be seen in every New England state as well as Eastern Canada, Alaska and Hawaii. The network's flagship station is **WBZ-TV Channel 4** in Boston. Veteran CBS broadcaster **Don Criqui** provides play-by-play and is joined by three-time NFL Pro Bowler and CBS analyst **Randy Cross**. WBZ-TV principal sports anchor **Steve Burton** offers on-field reports from the sideline.

PATRIOTS PRESEASON TELEVISION NETWORK

Massachusetts

Boston, Mass. WBZ-TV Ch. 4
Springfield, Mass. WWLP-TV Ch. 22

Rhode Island

Providence, R.I. WNAC-TV Ch. 64

New Hampshire

Manchester, N.H. WMUR-TV Ch. 9

Maine

Portland, Maine WMTW-TV Ch. 8
Bangor, Maine WVII-TV Ch. 7

Connecticut

Hartford, Conn. WCTX-TV Channel 59

Vermont

Burlington, Vt. WVNY-TV Channel 22

Hawaii

Honolulu, Hawaii KGMB-TV Channel 9

Alaska

Anchorage, Alaska KIMO-TV Channel 13

Canada (Quebec/Maritimes)

Rogers Sports Net East

RADIO: 98.5 FM, The Sports Hub, is the flagship station for the **Patriots Radio Network**. A complete listing of the network's 36 stations can be found in this press release. Play-by-play broadcaster **Gil Santos** is in his 33rd season as the voice of the Patriots and will call the action along with Patriots Hall of Famer **Gino Cappelletti**. Santos and Cappelletti are celebrating their 26th season as a tandem.

PATRIOTS KICKOFF GALA

On Monday, August 31, the New England Patriots kicked off their season with their annual Kickoff Gala. The fund raising gala benefits the New England Patriots Charitable Foundation, which supports charities and community initiatives throughout New England. The Kickoff Gala also features the announcement of this year's recipient of the New England Patriots Ron Burton Community Service Award, presented annually to a Patriots player for his philanthropic endeavors. The award is named in honor of Ron Burton, the team's first draft choice in 1960, and one of the most philanthropic Patriots in franchise history.

MEDIA CONTACTS

PATRIOTS MEDIA RELATIONS OFFICE: 508-384-4203

Stacey JamesVice President of Media Relations.....staceyj@patriots.com.. 508-384-9105
Aaron Salkin Asst. Director of Media Relations..... aarons@patriots.com.. 508-326-6870
Scott BarbozaMedia Relations Assistant..... scottb@patriots.com.. 508-384-9195
Christy BerkeryMedia Relations Assistant.....christyb@patriots.com 508-549-0518
Tara BertrandAdministrative Assistant..... tarab@patriots.com.. 508-384-4311
Jeff CournoyerDirector of Corporate Communications.....jeffco@patriots.com..508-549-0492



PATRIOTS VS. GIANTS

SERIES HISTORY

The Patriots and Giants will meet for the 19th time in the preseason and for the fifth straight year in the preseason finale.

Overall, the Giants hold a 11-7 advantage in the preseason series. The Patriots claim a 5-3 edge in the regular season play and have won four straight regular-season games against the Giants since 1996. The clubs have been frequent preseason opponents recently, squaring off in the preseason openers for three straight years from 2001-03 and resuming the series in 2005 when they started to meet in the preseason-finale.



Preseason – New York 11, New England 7

Date	Result	Score	H/A	Stadium
08/15/71	W	20-14	H	Schaefer Stadium
08/27/72	L	10-31	H	Schaefer Stadium
08/12/73	L	7-13	H	Schaefer Stadium
08/11/74	L	6-21	H	Schaefer Stadium
08/10/75	L	14-28	H	Schaefer Stadium
08/01/76	W ot	13-7	H	Schaefer Stadium
08/06/77	W	19-3	A	Giants Stadium
08/03/84	L	20-48	H	Sullivan Stadium
08/16/87	L	17-19	H	Sullivan Stadium
08/12/89	L	17-20	H	Sullivan Stadium
08/24/91	W	24-6	H	Foxboro Stadium
08/10/01	W	14-0	H	Foxboro Stadium
08/10/02	L	19-22	A	Giants Stadium
08/07/03	W	26-6	H	Gillette Stadium
09/01/05	L	3-27	H	Gillette Stadium
08/31/06	L	23-31	A	Giants Stadium
08/30/07	W	27-20	H	Gillette Stadium
08/28/08	L	14-19	A	Giants Stadium

Regular Season – New England 5, New York 3

Date	Result	Score	H/A	Stadium
10/18/70	L	0-16	H	Harvard Stadium
09/22/74	W	28-20	A	Yale Bowl
11/08/87	L	10-17	A	Giants Stadium
12/30/90	L	10-13	H	Foxboro Stadium
12/21/96	W	23-22	A	Giants Stadium
09/26/99	W	16-14	H	Foxboro Stadium
10/12/03	W	17-6	H	Gillette Stadium
12/29/07	W	38-35	A	Giants Stadium

Playoffs – New York 1, New England 0

Date	Result	Score	H/A	Stadium
02/03/08	L	14-17	N	U. of Phoenix Stadium

NEW ENGLAND TIES

In the decades leading up to the founding of the American Football League in 1960, many football fans in New England followed the Giants, a franchise founded in 1925. New England-based NFL outfits such as the Providence Steam Roller (1925-31), the Boston Redskins (1932-36) and the Boston Yanks (1944-48) folded or moved away, leaving the Giants as the closest NFL team to New England until the Patriots franchise inaugurated play in the 1960 season.

MEMORABLE PATRIOTS-GIANTS MATCHUPS

Aug. 15, 1971— The Patriots defeated the Giants 20-14 in the opening preseason game at the old Foxboro Stadium.

Dec. 21, 1996— The Patriots rallied from a 22-3 fourth-quarter deficit to clinch a first-round playoff bye with a 23-22 win at Giants Stadium.

Aug. 10, 2001— New England began its first Super Bowl championship season with a 14-0 preseason shutout of the defending NFC champion Giants.

Dec. 29, 2007— The Patriots defeat the Giants by a thrilling 38-35 score to cap off the first 16-0 regular season in NFL history.

February 3, 2008— The Patriots faced the Giants in Super Bowl XLII in Glendale, Ariz. The Giants 17-14 win snapped the Patriots perfect season.

MUST-SEE TV

The last two times the Patriots and Giants faced off in games that were not played in the preseason, the clashes made national and local TV history.

Super Bowl XLII (02/03/08): Super Bowl XLII was the second most-watched show of any kind in the history of recording television audiences. Its 97.5 million total viewers trailed only the 1983 series finale of M*A*S*H (105 million viewers).

2007 Regular Season Finale (12/29/07): The Patriots-Giants game on Dec. 29, 2007 was seen by 34.5 million people nationwide, making it the most-watched regular season game since 35.7 million people watched the Dallas-Kansas City game on Thanksgiving Day, 1995. Additionally, it earned a 50.1 rating (75 share) in the Boston Market, making it the highest-rated regular season Patriots game in the history of the Boston market.

TALE OF THE TAPE

2008 Regular Season	New England	New York Giants
Record	11-5	12-4
Divisional Standings	2nd	1st
Total Yards Gained	5,847	5,695
Total Offense (Rank)	365.4 (5)	355.9 (7)
Rush Offense	142.4 (6)	157.4 (1)
Pass Offense	223.1 (12)	198.6 (18)
Points Per Game	25.6 (8)	26.7 (3t)
Total Yards Allowed	4,944	4,672
Total Defense	309.0 (10)	292.0 (5)
Rush Defense	107.6 (15)	95.8 (9)
Pass Defense	201.4 (11)	196.2 (8)
Points Allowed/Game	19.3 (8)	18.4 (5)
Possession Avg.	32:09	32:56
Sacks Allowed/Yards Lost	48/221	27/174
Sacks Made/Yards	31/239	42/288
Passing TD/Int (off.)	21/11	21/10
Passing TD/Int (def.)	27/14	17/17
Total Touchdowns	43	45
Penalties Against/Yards	57/501	102/821
Punts/Avg.	50/44.0	64/44.0
Field Goals Made/Att.	36/40	36/39
Takeaway/Giveaway Ratio	+1	+9



PATRIOTS VS. GIANTS

LAST REGULAR SEASON MEETING: PATRIOTS 38, GIANTS 35

December 29, 2007 ★ Giants Stadium (Att: 79,110)

	1	2	3	4	Final
New England Patriots	3	13	7	15	— 38
New York Giants	7	14	7	7	— 35

The Patriots improved to 16-0 with a 38-35 win over the New York Giants and in doing so became the fourth team in the 88-year history of the NFL to finish the regular season undefeated and untied. Tom Brady threw two touchdown passes and totaled 356 yards to lead New England to a come from behind win at Giants Stadium. With the win, the Patriots set a new NFL record for consecutive regular season wins.

SUPER BOWL XLII GIANTS 17, PATRIOTS 14

February 3, 2008 ★ University of Phoenix Stadium (Att: 71,101)

	1	2	3	4	Final
New York Giants	3	0	0	14	— 17
New England Patriots	0	7	0	7	— 14

The second largest crowd in television history watched a defensive clash for the first three quarters of Super Bowl XLII as the Patriots headed into the final quarter of the NFL season with a 7-3 lead thanks to a Laurence Maroney one-yard touchdown at the beginning of the second quarter. The Giants retook the lead with 11:05 left in the game after a five-yard touchdown pass from Eli Manning to David Tyree.

The Patriots retaliated with 2:42 left in the game when Tom Brady found Randy Moss in the end zone for a six-yard touchdown strike.

The Giants quickly drove down the field when they were faced with third down and five yards to go with 1:15 left in the game. Manning escaped heavy pressure and found Tyree 32 yards down field to keep the drive alive. Manning put the Giants ahead for good when he found Plaxico Burress in the left corner of the end zone as the Giants went on to win by a 17-14 score.

MOST FREQUENT PRESEASON OPPONENTS

The Patriots and Giants will meet for the 19th time this week, tying the Giants with Philadelphia as the Patriots' second most common preseason opponent. The only team the Patriots have played more often in the preseason is the Washington Redskins (20 times).

PATRIOTS MOST FREQUENT PRESEASON OPPONENTS

Team	Games	W	L	Last
Washington Redskins	20	13	7	2009
Philadelphia Eagles	19	10	9	2009
New York Giants	18	7	11	2008

CONNECTIONS

- Patriots head coach **Bill Belichick** spent 12 seasons on the Giants' coaching staff, and was the team's defensive coordinator for their victories in Super Bowls XXI and XXV. Belichick joined the Giants as the special teams coach on Ray Perkins' staff in 1979, and during his tenure coached special teams (1979-82), linebackers (1980-84) and the secondary (1989-90), while also holding defensive coordinator responsibilities (1985-90). Belichick was on the same coaching staff as Giants head coach **Tom Coughlin** when they both worked for the Giants from 1988 – 1990. Belichick was the Defensive Coordinator and

CONNECTIONS CONTINUED

- secondary coach and Coughlin was the wide receivers coach.
- Giants head coach **Tom Coughlin** was the quarterbacks' coach at Boston College from 1981-1983, and was the head coach at Boston College from 1991-1993.
- Patriots **RB Fred Taylor** played under Giants head coach Tom Coughlin when Coughlin was the Jacksonville Jaguars head coach from 1998-2002.
- Patriots **G Logan Mankins** and Giants **QB David Carr** were teammates at Fresno State from 2000-2001.
- Patriots **LS Nathan Hodel** and Giants **LB Danny Clark** were teammates at the University of Illinois 1997-1999. Clark was also college teammates his senior year with Patriots **WR Greg Lewis** in 1999. Giants **T David Diehl** was also teammates with Lewis, Hodel and Clark at Illinois in 1999.
- Patriots **T Wesley Britt** and Giants **DT Jeremy Clark** were teammates at the University of Alabama from 2003-2004.
- Giants **LB Zak DeOssie** is a native of North Andover, Mass., and attended Phillips Academy in Andover, Mass. before continuing on to Brown University. Zak is the son of **Steve DeOssie**, who finished his NFL playing career as a linebacker and long snapper with the Patriots in 1994 and 1995.
- Giants assistant strength and conditioning coach **Markus Paul** held the same position at New England from 2000-2004, where he worked with **Mike Woicik** and earned three Super Bowl rings.
- The Patriots originally signed Giants **P Jeff Feagles**, a 22-year NFL veteran, as a rookie free agent on May 1, 1988. He played for New England in 1988 and 1989.
- Patriots **QB Andrew Walter** and Giants **WR Derek Hagan** were teammates at Arizona State.
- Patriots rookie **DL Ron Brace** and Giants **DE Mathias Kiwanuka** were teammates at Boston College from 2004-2005.
- Patriots **C Dan Koppen**, **LB Vinny Ciurciu** and Giants **G Chris Snee** played at Boston College together in 2001.
- Patriots **LB Shawn Crable** and Giants **WR Mario Manningham** were teammates at the University of Michigan for four years.
- Patriots **LB Gary Guyton** and Giants **TE Michael Matthews** were teammates at Georgia Tech from 2004-2006.
- Patriots **S Brandon Meriweather** and Giants **wide receiver Sinorice Moss** and **S Kenny Phillips** were teammates at the University of Miami.
- Patriots **TE Chris Baker** and Giants **T Kareem McKenzie** both played for the New York Jets from 2002-2004.
- Patriots **CB Leigh Bodden** and Giants **C Shaun O'Hara** both played for the Cleveland Browns in 2003.
- Patriots **WR Randy Moss** and Giants **DT Fred Robbins** were teammates on the Minnesota Vikings from 2000-2003.
- Patriots **TE David Thomas** and Giants **CB Aaron Ross** were teammates at the University of Texas from 2004-2005.
- Patriots **LB Adalius Thomas** and Giants **DE Justin Tuck** are cousins. Tuck and Patriots..
- Giants tight end coach **Michael Pope** was the running backs and tight ends coach for the Patriots from 1994-1996.



PATRIOTS 50TH ANNIVERSARY

50TH ANNIVERSARY

The Patriots are celebrating their 50th anniversary season in 2009 through a series of acknowledgements and dedications. The 50th season logo will appear throughout the 2009 season in Gillette Stadium, on Patriots.com, on items in the ProShop and in Patriots publications. For the Patriots and their fans, this season is one to celebrate a franchise that has grown from humble beginnings to become the winningest franchise in the NFL over the last 15 seasons.



ALL-TIME LISTS

Over the course of the year, the Patriots are unveiling a series of 20 "Top 10 All-Time" lists for fans to discuss and debate on Patriots All-Access and Patriots.com. Fans have the opportunity to vote for Top 10s in each of the 20 categories at Patriots.com. Fans can also rank the Top 50 Moments in Franchise History, and the Top 10 Moments, as chosen by the fans, will be unveiled over the course of the season.

ALL-TIME TEAM

In recognition of the 50th anniversary, the Patriots' Hall of Fame nominating committee has selected an All-Time Team recognizing the greatest players at each position to play for the Patriots over 50 years. The Patriots' All-Time Team will be recognized in the Patriots' home-opener against Buffalo on Sept. 14. .

ALL-TIME HEAD COACH AND HONORARY CAPT.

Bill Belichick—head coach **Gino Cappelletti**-Honorary Captain

ALL-TIME OFFENSE

Bruce Armstrong – T	Stanley Morgan - WR
Matt Light – T	Troy Brown – WR
John Hannah - G	Irving Fryar – WR
Logan Mankins – G	Tom Brady – QB
Jon Morris –C	Jim Nance – RB
Ben Coates – TE	Sam Cunningham – RB

ALL-TIME DEFENSE

Julias Adams – DE	Steve Nelson - ILB
Richard Seymour – DE	Nick Buoniconti - ILB
Houston Antwine – DE	Mike Haynes - CB
Vince Wilfork – DT	Ty Law - CB
Andre Tippett – OLB	Fred Marion - S
Mike Vrabel – OLB	Rodney Harrison - S

ALL-TIME SPECILIATS

Adam Vinatieri – PK	Rich Camarillo – P
Kevin Faulk – Returner	Mosi Tatupu – Special Teams

AFL LEGACY GAMES


This season also marks the 50th anniversary for the American Football League (AFL), of which the Patriots were an original member. The Boston Patriots, who hosted the AFL's first regular season game on Sept. 9, 1960 at Boston University Field, will be featured in the NFL's first "AFL Legacy Game" on the opening weekend of the 2009 season. On Sept. 14, 2009, the Patriots will host the Buffalo Bills at Gillette Stadium on Monday Night Football. It will be the first of four "AFL Legacy Games" in which the Patriots will appear this season. The Patriots will wear red and white "throwback" uniforms in those games, replicating the uniforms worn by the 1963 team that claimed the franchise's first division title and competed in the franchise's first league championship game. Patriots coaches will also wear apparel featuring the Pat Patriot logo.



division title and competed in the franchise's first league championship game. Patriots coaches will also wear apparel featuring the Pat Patriot logo.

GAMEDAY PROGRAM DESIGN

The original "Pat Patriot" was born in 1960 when newspaper cartoonist Phil Bissell was assigned to sketch a reaction upon the announcement that Boston's American Football League team would be called the Patriots. From his original "Pat" cartoon, Bissell became forever linked with the franchise that wore a copy based off of his original figure on its helmets from 1961 to 1992. Bissell, a resident of Rockport, Mass., also contributed stylized "Pat Patriot" cartoons to the covers of over 50 Patriots game programs throughout the team's AFL seasons from 1960-69. In recognition of the Patriots 50th anniversary, Bissell has been commissioned to create the covers of this season's *Patriots GameDay* magazines in the same style of those early covers.



50TH ANNIVERSARY AFL EXHIBIT

The Hall at Patriot Place presented by Raytheon is a monument to 50 years of Patriots history. In recognition of both the Patriots' 50th anniversary and the 50th anniversary of the AFL, The Hall will feature a special exhibit throughout the 2009 season of game-worn jerseys, helmets and other memorabilia from the AFL era. For more information visit the thehallatpatriotplace.com or call 508-698-4800.



LAST WEEK: PATRIOTS AT WASHINGTON

Patriots 27, Washington 24

August 28, 2009 ★ FedExField

	1	2	3	4	Final
New England Patriots	7	10	7	3	— 27
Washington Redskins	7	10	7	0	— 24

New England K Stephen Gostowski drilled a 30-yard field goal with eight seconds remaining to lift the Patriots to a 27-24 victory over the Washington Redskins in a nationally televised preseason game at FedExField.

The game-winning field goal was set up by a 33-yard punt return by rookie S Pat Chung. Chung fielded the punt at the New England 44-yard line with less than two minutes remaining and the game tied at 24-24. The return gave the Patriots a first down at the Washington 23-yard line to put the Patriots in scoring position.

Quarterback Tom Brady started the game and went 12-of-19 for 150 yards with two touchdowns passes to WR Randy Moss in first half action. Moss finished with six receptions for 90 yards, including touchdown catches of 26 and 27 yards from Brady. After punting on their first possession of the game, Brady led the Patriots to three scoring drives to build a 17-7 lead midway through the first half. Washington fought back to tie the game at 17-17 at the break.

Most of the Patriots first unit started the second half and played deep into the third quarter. QB Kevin O'Connell entered the game in the third quarter in place of Brady. Following an O'Connell interception that gave the Redskins a first down at the New England 27-yard line, Washington moved to the New England three-yard line where a QB Colt Brennan pass was intercepted by CB Jonathan Wilhite at the one-yard line and returned 99 yards for a touchdown to break the 17-17 tie and give the Patriots a 24-17 lead.

Washington converted a second O'Connell interception into a touchdown to tie the game at 24-24 heading into the final quarter of play.

Both teams missed scoring opportunities on the first two drives of the fourth quarter. The Patriots drove to the Washington 11-yard line before a Chris Taylor fumble. Washington responded with a drive to the New England 34-yard line that ended in a missed 52-yard field goal.

BRADY IN MIDSEASON FORM

QB Tom Brady started the game and finished 12-of-19 for 150 yards with two touchdowns and a 122.7 quarterback rating. Brady led the Patriots to 17 first half points. Brady led the Patriots on two scoring drives in the first half that ended in touchdown passes to WR Randy Moss. He capped a seven-play, 73-yard drive with a 26-yard touchdown pass to Moss in the first quarter and then finished a nine-play, 84-yard drive with a 27-yard touchdown pass to Moss in the second quarter.

MOSS SCORES TWICE

Moss, who enters the 2009 season second in NFL history with 32 games with two or more touchdown receptions, had touchdown catches of 26 and 27 yards in the first half. Jerry Rice is first in NFL history with 43 games with at least two touchdown receptions. Moss, who enters the 2009 season second in NFL history with 59 career 100-yard receiving games, finished with six receptions for 90 yards in the first half. Jerry Rice is first in NFL history with 76 100-yard games.

WILHITE GOES THE DISTANCE

CB Jonathan Wilhite picked off a Colt Brennan pass in the third quarter and raced 99 yards untouched for a touchdown to break a 17-17 tie. The Patriots have had a 99-yard and a 100-yard interception returned for a touchdown in regular season play. S Rick Sanford had a 99-yard interception return at Chicago (12/5/82). CB Jimmy Hitchcock set the Patriots record with a 100-yard interception returned for a touchdown vs. Miami (11/23/97).

CHUNG IS SPECIAL

Rookie Pat Chung returned 4 punts for 48 yards, including a 33-yarder with less than two minutes to play to set up the game-winning 30-yard field goal by Stephen Gostkowski, leaving just 0:08 on the clock. A two-time special teams player of the year at Oregon, Pat Chung has now had a hand in both preseason victories. In the preseason opener in Philadelphia, Chung blocked a 44-yard attempt by David Akers at the end of the first half in a 27-25 victory over the Eagles (8/13).

A PRESEASON STREAK

K Stephen Gostkowski made a 43-yard field goal in the second quarter and a game-winning 30-yard field goal with just 0:08 remaining in the game to give the Patriots a 27-24 victory over the Redskins. He has now connected on 12 straight preseason field goal attempts, dating back to the 2007 preseason-finale.

GREEN-ELLIS RUNS LONG

RB BenJarvus Green-Ellis has the three longest runs of the Patriots preseason. He had a 17-yard run in each of the Patriots first two preseason games and added a 22-yard run in the third quarter against Washington.

QUICK HITS

- The Patriots first offensive unit has outscored its opponents 41-23 so far this preseason. (played entire first half at Philadelphia, the first quarter vs. Cincinnati and the first half at Washington).
- The Redskins first quarter touchdown was the first touchdown against the Patriots first defense in the 2009 preseason. The Patriots first defense did not allow a touchdown in their first nine drives in the preseason, (six at Philadelphia and three vs. Cincinnati).
- QB Tom Brady played the entire first half before being replaced by QB Kevin O'Connell. QB Andrew Walter took snaps during the Patriots final drive in the fourth quarter.
- The Patriots defense registered 4.0 sacks for the second consecutive week.
- DL Stephen Williams finished with 2.0 sacks.
- K Stephen Gostkowski kicked the game-winning field goal. The only time in his pro career he was pressed to kick the game-winner was vs. San Diego in a 2006 playoff game when he kicked a 31-yarder with 1:10 to play to give the Patriots a 24-21 lead.



INSIDE THE NUMBERS

MILESTONES APPROACHING

2

The number of wins the Patriots need to reach 400 total wins. New England's all-time record is 398-367-9.

3

The number of touchdown passes QB Tom Brady needs to become the 27th NFL player to throw for 200 touchdowns.

7

The number of wins in home-openers at Gillette Stadium. The Patriots are a perfect 7-0 in home-openers at Gillette Stadium.

15

The number of touchdown receptions Randy Moss needs to become the second player in NFL history with 150 receiving touchdowns. Moss can join Jerry Rice (197) as the only players in NFL history with 150 receiving touchdowns. In 11 seasons, Moss has 135 touchdown receptions.

17

The number of field goals K Stephen Gostkowski needs to take over 4th place on the Patriots' all-time field goal list.

18

The number of receptions WR Joey Galloway needs to become the 30th player in NFL history with 700 career receptions.

57

The number of receptions WR Randy Moss needs to become the 10th player in NFL history to surpass 900 career receptions.

59

Randy Moss enters the 2009 season second in NFL history with 59 career 100-yard games. Jerry Rice is first in NFL history with 76.

290

The number of receiving yards WR Joey Galloway needs to become the 21st player in NFL history with 11,000 yards receiving.

222

The number of rushing yards RB Kevin Faulk needs to pass Dan Calhoun (3,91 yards) for fifth place on the Patriots all-time rushing list.

441

The number of passing yards QB Tom Brady needs to pass Steve Grogan for second place on the Patriots' All-time list.

799

The number of yards WR Randy Moss needs to become the seventh player in NFL history to reach 14,000 yards. Moss enters the 2009 season in 9th place all-time with 13,201 receiving yards.

PATRIOTS HALL OF FAME

1

The number of contributors in the Patriots Hall of Fame after Chairman and CEO Robert Kraft inducted William H. "Billy" Sullivan, the team's founder.

2

The number of Patriots Hall of Famers that also won League MVP honors (Gino Cappelletti in 1964 and Jim Nance in 1966).

4

The number of Patriots Hall of Famers that are also in the Pro Football Hall of Fame (John Hannah, Andre Tippett, Mike Haynes and Nick Buoniconti).

14

The number of players in the Patriots Hall of Fame following the induction of former RB Jim Nance.

104.1

The average number of rushing yards Nance had per game during his MVP season in 1966, which still remains a Patriots single-season record.

STREAKING

160

The number of consecutive home games the Patriots have sold out. The streak includes every preseason, regular-season and playoff game since the 1994 regular-season opener.

7

The number of consecutive seasons in which the Patriots have won nine or more regular-season games. They are the only team in the NFL to have won at least nine games in each of the last seven seasons entering 2009.

12

The number of consecutive regular-season games the Patriots have won when a New England player has a 100-yard rushing game. The last time New England lost a game in which one of its runners broke the 100-yard mark was on Dec. 20, 2004, when the Patriots lost 29-28 at Miami despite a 121-yard effort by Corey Dillon.

13

The number of consecutive regular-season victories the Patriots have recorded against NFC teams, a streak that dates back to 2005.

THE KRAFT ERA

3

The number of Super Bowl championships the Patriots have won since Robert Kraft purchased the team in 1994. That mark is the highest total in the NFL over that span. Only Denver (2; 1997 and 1998) and Pittsburgh (2; 2005 and 2008) have won multiple Super Bowl titles since 1994.

5

The number of conference championships the Patriots have won since Robert Kraft purchased the team in 1994. That mark is the highest total in the NFL over that span. Pittsburgh has won three conference titles since 1994.

17

The number of playoff games the Patriots have won since Robert Kraft purchased the team in 1994. That mark is the highest total in the NFL over that span. Pittsburgh ranks second with 15 playoff wins over that span.

24

The number of playoff games the Patriots have appeared in since 1994. The mark is the highest in the NFL, ahead of the 23 games played by Pittsburgh.

THE BELICHICK ERA

4

Bill Belichick is one of just four head coaches to win three championships since the Super Bowl era began following the 1966 season. Coach Belichick joins three members of the Pro Football Hall of Fame in the exclusive club (Chuck Knoll 4, Joe Gibbs 3, and Bill Walsh 3). Belichick is the only coach to win three Super Bowls in the post-1993 salary cap era.

7

The number of consecutive home-opening wins in Belichick's nine Patriots seasons.

97-31

The Patriots' record since 2001 under Head Coach Bill Belichick. Under Belichick, the Patriots have won 75.8 percent of their regular-season games, recording the highest winning percentage of any major American professional sports team over that span.

116

The number of wins Coach Belichick has recorded since becoming Patriots head coach in 2000.



PATRIOTS FOOTBALL NETWORK

The **Patriots Football Network** (PFN) is the full portfolio of media offerings from the three-time Super Bowl Champion New England Patriots. PFN provides Patriots content produced both in-house and with media partners spanning print, television, radio and the Internet.

PATRIOTS ALL ACCESS

T Emmy-Award winning Patriots All Access airs weekly throughout the season on WBZ, Channel 4 in Boston and regional affiliates. Patriots All Access features exclusive, behind-the-scenes access and in-depth weekly features on Patriots players and personnel. Hosted by WBZ's Steve Burton, the show features weekly sit-downs with Coach Bill Belichick, including the popular "Belestrator" segment where the coach breaks down upcoming opponents.



Saturdays at 7:00 p.m. and Sundays at 10:00 a.m. on **WBZ-TV Channel 4 in Boston**

Sundays at 10:00 a.m. on **WNAC-TV in Providence**; Saturdays at 12:05 a.m. on **WMUR-TV in Manchester, N.H.**

Saturdays at 5:00 a.m. on **WMTW-TV in Portland, Maine**; Saturdays at 5:00 p.m. on **WCTX-TV in Hartford, Conn.**

Saturdays at 7:00 p.m. on **WFXQ-TV in Springfield, Mass.**; Sundays at 11:00 a.m. on **WVII-TV in Bangor, Maine**

TOTALLY PATRIOTS



Totally Patriots, a youth-oriented football show, airs each Sunday morning on WSBK, Channel 38 in Boston. Each week, Totally Patriots allows the next generation of Patriots fans unprecedented access to their favorite players, enabling them to ask questions in a relaxed, informal setting. The program also includes the opportunity to win college scholarships by writing weekly essays on the Patriots.

PATRIOTS TODAY AND PATRIOTS THIS WEEK

PATRIOTS TODAY: Available daily at Patriots.com and on Verizon Fios on Demand

PATRIOTS THIS WEEK: Saturdays at 10:00 p.m. on WSBK Channel 38 *Patriots Today* gives fans a daily, in-depth look at the club that is unmatched by any other outlet. The show is hosted by Kristina Akra with daily reports from Brian Lowe and twice-weekly analysis from PFW's Paul Perillo. This daily Webcast is dedicated exclusively to the Patriots and provides daily features, reports and commentary that will satisfy every fan's daily Patriots fix. Every Saturday night during the season on Channel 38, Kristina Akra will bring you *Patriots This Week*, providing a thorough recap of each week's developments.

PATRIOTS.COM NEWS

Patriots.com features daily updates and exclusive content from the writers of *Patriots Football Weekly*, offering everything from breaking news to player features and the popular "Ask PFW" postings.

VIDEO

The first professional sports team website to offer streaming video provides Patriots fans with a variety of exclusive video content. Visitors can choose their channel and watch exclusive video from news to cheerleaders. Patriots.com also features video of every Patriots press conference, including postgame press conferences and Coach Belichick's weekday media updates.

AUDIO

Patriots Web Radio programming is available exclusively on Patriots.com beginning at noon each day, Monday through Friday. Kicking off the programming lineup is PFW In Progress, a daily online program that features candid commentary from the writers of *Patriots Football Weekly*. Following PFW In Progress is Patriots Playbook, hosted by John Rooke, featuring items from around the NFL. Stay tuned for the debut of new shows during the 2009 season. Patriots.com also offers streaming audio of every Patriots press conference, as well as archives of Patriots.com Radio shows. Patriots.com provides podcasts of Patriots.com radio offerings as well as exclusive content.

PATRIOTS MONDAY ON WEEI

WEEI Sports Radio broadcasts Patriots Monday each week, offering fans unique insight and analysis from Coach Belichick and Tom Brady in addition to other Patriots players. WEEI will broadcast Patriots Monday live from Gillette Stadium each Monday, kicking off with Dennis & Callahan at 6:00 a.m.

PATRIOTS FRIDAY ON WEEI

WEEI Sports Radio broadcasts Patriots Friday each week, offering fans a look ahead at the weekend's game, match ups and rivalries. Various Patriots players will be featured on air. WEEI will broadcast Patriots Fridays each week throughout the season, kicking off with Dennis & Callahan at 6:00 a.m., followed by Dale & Holley at 10:00 a.m. and The Big Show with Glenn Ordway from 2:00 to 6:00 p.m.

98.5 THE SPORTS HUB PATRIOTS RADIO NETWORK

A new era in Patriots Radio history begins this season, with the move of the game broadcasts to 98.5 FM, Boston's Sports Hub. The transition to Boston's new all-sports radio station insures that Patriots fans will continue to hear every kick, block and tackle in stereo, and without static, in crystal-clear FM quality. Fans all over New England will be able to listen in to any of 36 stations on the Safety Insurance 98.5 The Sports Hub Patriots Radio Network, starting with Patriots Preview three hours before kickoff, and capped off with Patriots Postgame for three hours after the final gun.



FLAGSHIP STATION 98.5 FM Boston's Sports Hub

MASSACHUSETTS

WAQY	Springfield	102.1 FM
WBEC	Pittsfield	1420 AM
WPKZ	Fitchburg	1280 AM
WNAW	N. Adams	1230 AM
WBSM	New Bedford	1420 AM
WPVQ	Greenfield	95.3 FM
WSAR	Fall River	1480 AM
WSBS	Gt. Barrington	860 AM
WWFX	Worcester	100.1 FM
WXTK	Hyannis	95.1 FM

MAINE

WEBB	Augusta	98.5 FM
WWMJ	Bangor	95.7 FM
WBLM	Portland	102.9 FM
WEGP	Presque Isle	1390 AM

CONNECTICUT

WCCC	Hartford	106.9 FM
WXML	New London	104.7 FM
WINY	Putnam	1350 AM

NEW HAMPSHIRE

WTPL	Concord	107.7 FM
WSAK	Hampton	102.1 FM
WWHQ	Laconia	101.5 FM
WKNE	Keene	99.1 FM
WSHK	Portsmouth	105.3 FM
WSMN	Nashua	1590 AM
WPQK	N. Conway	103.7 FM
WGAM	Manchester	1250 AM

RHODE ISLAND

WPRO	Providence	630 AM
WEAN	Providence	99.7 FM

VERMONT

WBTN	Bennington	1370 AM
WORK	Barre	107.1 FM
WKVT	Brattleboro	92.7 FM
WEAV	Burlington	960 AM
WIKE	Newport	1490 AM
WEXP	Rutland	101.5 FM
WSTJ	St Johnsbury	1340 AM
WMXR	Woodstock	93.9 FM



ROBERT KRAFT NEWS & NOTES

Since Robert Kraft purchased the team in 1994, the Patriots have experienced one of the most dramatic turnarounds in the history of sports. In 15 seasons of ownership, Kraft has transformed one of the league's least successful clubs into what many observers view as a model NFL franchise. In the five seasons immediately preceding his purchase (1989-93), the Patriots were a moribund team, winning just 19 of 80 games (.311 pct.) and recording the worst record in the NFL over that span. When he bought the franchise on Jan. 21, 1994, Kraft announced his intention to bring a championship to New England, a tall order considering the team's previous success rate. But under Kraft's leadership, the Patriots have won eight division titles, five conference crowns and three Super Bowl championships. The Patriots have made five Super Bowl appearances since Kraft purchased the team, a period during which no other NFL franchise has earned more than three berths.



	Pre-Kraft		Kraft Era
	1960-93	1989-93	1994-08
Overall Record	225-276-9	19-61	173-91
Winning Pct.	.450	.311	.655
Super Bowl Titles	0	0	3
Conference Titles	1	0	5
Division Titles	3	0	8
Playoff Seasons	5	0	10
Playoff Record	4-6	--	17-7
Home Playoff Games	1	0	11
Home Playoff Record	0-1	--	11-0

A CHAMPIONSHIP TRADITION

The Patriots, the Los Angeles Lakers and the San Antonio Spurs are the only teams from the four major professional sports leagues to have won three titles since 2001.

MULTIPLE LEAGUE CHAMPIONSHIPS SINCE 2001

Team	League	Titles
New England Patriots	NFL	3
Los Angeles Lakers	NBA	3
San Antonio Spurs	NBA	3
Boston Red Sox	MLB	2

CHAMPIONSHIP GAME/SERIES APPEARANCES SINCE 1994

Team	League	Appearances
New York Yankees	MLB	6
Los Angeles Lakers	NBA	6
Detroit Red Wings	NHL	6
New England Patriots	NFL	5
San Antonio Spurs	NBA	4
New Jersey Devils	NHL	4

SELLOUT STREAK

In the early 1990s, the Patriots seemed destined for relocation until Robert Kraft's purchase of the team rejuvenated local interest. In 1991, the season ticket base was just 17,635, barely enough to support the club. Now, the season-ticket base stands at a capped total of 61,759 and more than 50,000 fans are on a waiting list. The Patriots have sold out 160 consecutive home games (dating back to the 1994 regular-season opener).

SUCCESS STORY

Since Robert Kraft purchased the team in 1994, the Patriots have been one of the NFL's elite franchises. Over the first 15-plus years of Kraft's ownership, the Patriots own the NFL's highest winning percentage and have won more Super Bowl titles, more conference championships and more playoff games than any other NFL team.

SINCE ROBERT KRAFT PURCHASED THE TEAM IN 1994...

TOTAL VICTORIES SINCE 1994 (Incl. Postseason)

New England Patriots	173
Pittsburgh Steelers	166
Green Bay Packers	160
Indianapolis Colts	155
Denver Broncos	153
Philadelphia Eagles	144

WINNING PERCENTAGE SINCE 1994 (Incl. Postseason)

Team	W	L	T	Pct.
New England Patriots	173	91	0	.655
Pittsburgh Steelers	166	96	1	.633
Green Bay Packers	160	100	0	.615
Denver Broncos	153	100	0	.605
Indianapolis Colts	155	104	0	.598
Philadelphia Eagles	144	114	2	.558
Minnesota Vikings	138	115	0	.545

SUPER BOWL CHAMPIONSHIPS SINCE 1994

New England Patriots	3
Pittsburgh Steelers	2
Denver Broncos	2
9 Teams	1

CONFERENCE CHAMPIONSHIPS SINCE 1994

New England Patriots	5
Pittsburgh Steelers	3
Denver Broncos	2
Green Bay Packers	2
St. Louis Rams	2
16 Teams	1

PLAYOFF VICTORIES SINCE 1994

New England Patriots	17
Pittsburgh Steelers	15
Green Bay Packers	11
Philadelphia Eagles	11
Indianapolis Colts	9

PLAYOFF GAMES PLAYED SINCE 1994

New England Patriots	24
Pittsburgh Steelers	23
Green Bay Packers	20
Philadelphia Eagles	20
Indianapolis Colts	19
Denver Broncos	13
San Francisco 49ers	13

PLAYOFF SEASONS SINCE 1994 (Including 2008)

Indianapolis Colts	11
New England Patriots	10
Green Bay Packers	10
Pittsburgh Steelers	9
Philadelphia Eagles	9
Dallas Cowboys	8

PLAYOFF WINNING PERCENTAGE SINCE 1994

Team	W	L	Pct.
New England Patriots	17	7	.708
Arizona Cardinals	4	2	.666
Pittsburgh Steelers	15	8	.652
Baltimore Ravens	7	4	.636
Denver Broncos	8	5	.615
Carolina Panthers	6	4	.600

SINCE ROBERT KRAFT PURCHASED THE TEAM IN 1994...

SINCE ROBERT KRAFT PURCHASED THE TEAM IN 1994...



BILL BELICHICK NEWS & NOTES

THE HEAD COACH

Overall Record: 153-90 (.630)
Regular Season: 138-86 (.616)
Postseason: 15-4 (.789)
With Patriots overall: 116-45 (.720)
Overall since 2001: 111-34 (.766)
Super Bowl Titles: 5 (86, 90, 01, 03, 04)
Conf. Titles: 7 (86, 90, 96, 01, 03, 04, 07)
Division Titles: 13 (75, 78, 86, 89, 90, 96, 98, 01, 03, 04, 05, 06, 07)



Bill Belichick is the only head coach in NFL history to win three Super Bowl titles in a four-year span. Belichick spent 20 years as an assistant coach in the NFL and this is his 15th season as a head coach. According to the Elias Sports Bureau he is the only man in NFL history to serve 20 or more seasons as an assistant coach and at least 15 seasons as a head coach. Over a 100-game span from 2003-08, Belichick directed the team to an 82-18 record, marking the best 100-game span for any team in NFL history. In the 2007 season, Belichick led the Patriots to the fourth undefeated and untied regular season in the NFL's 88-year history and the first since the NFL established a 16-game schedule in 1978. He has led the Patriots to the Super Bowl four times in the last eight seasons and has produced six division championships in the last eight seasons, including five straight from 2003-07. Belichick's Patriots teams own the all-time NFL records for consecutive total victories (21 from 2003-04), consecutive regular-season victories (21 from 2006-08) and consecutive playoff victories (10 from 2001-05). Belichick owns the second best postseason record in NFL history (15-4) and is the winningest NFL head coach since 2001 (111-34). From 2003-04, he directed the Patriots to back-to-back Super Bowl titles while posting consecutive 17-win campaigns. Belichick has spent more seasons in the league than any other current NFL head coach, and in that time has been a part of five Super Bowl championship teams. His overall record of 116-45 with the Patriots gives him the most victories and the best winning percentage of any head coach in franchise history.

ELITE COMPANY

Bill Belichick is one of nine NFL head coaches to win three or more championships since the league began postseason play in 1933. With the Patriots' victory in Super Bowl XXXIX, Belichick joined an exclusive club in which each of the eight other members has been enshrined in the Pro Football Hall of Fame.

HEAD COACHES WITH THREE OR MORE NFL TITLES

(Listed alphabetically)

Head Coach	Championship Team(s)
Bill Belichick	New England Patriots
Paul Brown	Cleveland Browns
Weeb Ewbank	Baltimore Colts, New York Jets
Joe Gibbs	Washington Redskins
George Halas	Chicago Bears
Curly Lambeau	Green Bay Packers
Vince Lombardi	Green Bay Packers
Chuck Noll	Pittsburgh Steelers
Bill Walsh	San Francisco 49ers

BELICHICK'S PATRIOTS RENAISSANCE

Any successful project requires a sound plan, and once head coach Bill Belichick implemented his design on the Patriots, his approach has given him the best record of any NFL head coach who has coached at least 20 games since 2001.

NFL COACHES' RECORDS SINCE 2001

Coach	Team	W	L	T	Pct.
Bill Belichick	NE	111	34	0	.766
Tony Dungy	TB/IND	101	41	0	.711
Mike Tomlin	PIT	25	11	0	.694
Wade Phillips	ATL/DAL	24	12	0	.667
Bill Cowher	PIT	70	35	1	.665
Andy Reid	PHI	90	52	1	.633
Mike Martz	STL	46	29	0	.613
Mike Sherman	GB	50	36	0	.581

BELICHICK WINS 100th REGULAR-SEASON GAME WITH PATRIOTS

The Patriots' victory over Oakland on Dec. 14, 2008 was Bill Belichick's 100th regular-season victory as Patriots head coach. His 100th victory came in his 142nd regular-season game as head coach, and only three NFL coaches have won their 100th game with a team in fewer tries – Oakland's John Madden (136 games), Miami's Don Shula (137) and Cleveland's Paul Brown (138).

AMONG THE GREATS

Coach Belichick has recorded 153 career wins and is one of 17 coaches in NFL history to win 150 or more games. Belichick owns a career winning percentage of .630, placing third in NFL history among all NFL coaches with at least 150 career victories. Belichick trails only George Halas (.671) and Don Shula (.665) on that list.

TOP WINNING PERCENTAGE AMONG HEAD COACHES WITH AT LEAST 150 WINS (INCL. POSTSEASON)

Head Coach	Team(s)	Years	W	L	T	Pct.
George Halas	CHI	1920-29,33-41,46-55,58-67	324	151	31	.671
Don Shula	BAL/MIA	1963-95	347	173	6	.665
Bill Belichick	CLV/NE	1991-95,00-08	153	90	0	.630
Joe Gibbs	WAS	1981-92,04-07	171	101	0	.629
Curly Lambeau	GB/CHC/WAS	1921-53	229	134	22	.623

NOTE: Winning percentage calculated using current NFL rules, counting a tie as a half-win, half-loss.

SUPER SUCCESS

Bill Belichick is one of just four head coaches to win three Super Bowl championships. Belichick is the only coach to win three Super Bowls in the post-1993 salary cap era.

MOST SUPER BOWL VICTORIES

HEAD COACH	TEAM	TITLES	SEASONS
Chuck Noll	PIT	4	1974, 1975, 1978, 1979
Bill Belichick	NE	3	2001, 2003, 2004
Joe Gibbs	WAS	3	1982, 1987, 1991
Bill Walsh	SF	3	1981, 1984, 1988

NOTE: Sorted by most recent championship. Super Bowls have determined NFL champion since 1966.

PLAYOFF SUCCESS

Coach Belichick has won 15 career playoff games, a total that is the fifth-highest by a head coach in NFL history.

MOST PLAYOFF WINS BY AN NFL HEAD COACH

Coach	Team(s)	Wins
Tom Landry	Dallas Cowboys	20
Don Shula	Baltimore Colts, Miami Dolphins	19
Joe Gibbs	Washington Redskins	17
Chuck Noll	Pittsburgh Steelers	16
Bill Belichick	Cleveland Browns, New England Patriots	15

POSTSEASON PROWESS

Bill Belichick is the second winningest head coach in NFL playoff history, trailing only the legendary Vince Lombardi, whose name is emblazoned on the Super Bowl trophy.

BEST POSTSEASON RECORDS IN NFL HISTORY

Head Coach	Team(s)	W	L	Pct.
Vince Lombardi	GB/WAS	9	1	.900
Bill Belichick	CLE/NE	15	4	.789

TOPS IN TEAM HISTORY

Bill Belichick is the most successful head coach in Patriots history. He has recorded more wins (116) and a higher winning percentage (.720) than any of the 13 previous head coaches.

WINNINGEST HEAD COACHES IN PATRIOTS HISTORY


Coach	Years	Career Winning Pct.	Overall W-L-T	Playoff W-L
Bill Belichick	2000-08	.720	116-45-0	14-3
Raymond Berry	1984-89	.554	51-41-0	3-2
Pete Carroll	1997-99	.549	28-23-0	1-2
Ron Meyer	1982-84	.529	18-16-0	0-1



QB TOM BRADY NEWS & NOTES

RECORDING SUCCESS

Tom Brady has quarterbacked the Patriots to victories in 87 of his 111 career regular-season starts, compiling a .784 winning percentage and giving him the best record of any quarterback in the Super Bowl Era (since 1966). Including his 14-3 record in the playoffs, he is 101-27 (.789) as a starter.



TOP WINNING PERCENTAGES IN SUPER BOWL ERA

(Since 1966, Minimum 50 Starts, Regular Season Only)

Player	Team(s)	Years	W	L	T	Pct.
Tom Brady	NE	2000-08	87	24	0	.784
Roger Staubach	DAL	1969-79	85	29	0	.746
Joe Montana	SF/KC	1979-94	117	47	0	.713

ACTIVE QUARTERBACKS WINNING PERCENTAGE

Minimum 32 Starts (two full seasons), Regular Season Only

Quarterback	Team(s)	W	L	T	Pct.
Tom Brady	NE	87	24	0	.784
Philip Rivers	SD	25	8	0	.758
Ben Roethlisberger	PIT	40	16	0	.714
Peyton Manning	IND	106	55	0	.658
Donovan McNabb	PHI	74	39	0	.655
Brett Favre	GB/NYJ	160	93	0	.632
Jake Delhomme	CAR	39	27	0	.591

MOST VICTORIES / FIRST 100 STARTS IN SUPER BOWL ERA

Player	Team(s)	1st Start	100th Start	Wins
Tom Brady	NE	9/30/01	10/14/07	76
Roger Staubach	DAL	9/20/70	9/16/79	76
Ken Stabler	OAK/HOU	10/17/71	9/21/80	72
Terry Bradshaw	PIT	9/20/70	11/27/78	68
Brett Favre	GB	9/27/92	10/25/98	68
Joe Montana	SF	12/2/79	9/18/88	68

TOM BRADY'S RECORD AS A STARTER

	Reg. Season	Playoffs	Total
Overall:	87-24	14-3	101-27
Home:	46-10	8-0	54-10
Road:	41-14	6-3*	47-17*

By Yardage Total

Less than 200:	21-11	3-0	24-11
200-299:	45-11	9-2	54-13
300 or more:	21-2	2-1	23-3

Other Records

On Artificial Turf	37-1	4-1	41-2
Temp. Below 40	19-2	8-0	27-2
Thanksgiving or later	34-6	14-3	48-9
Leading at Halftime:	68-2	10-2	78-4
Leading after 3 Qtrs:	71-1	9-2	80-3
Overtime:	6-0	1-0	7-0
Final margin <7 pts:	24-4	6-2	30-6
Final margin <4 pts:	15-4	6-1	21-5
Passer rating >100.0:	45-1	6-0	51-1

*-Includes three Super Bowls at neutral sites

WINNINGEST COACH/QB TANDEM

Bill Belichick and Tom Brady are 87-24 (.784) as a head coach-starting quarterback tandem, marking the best winning percentage of any coach-quarterback tandem since the 1970 AFL-NFL Merger. In the playoffs, the tandem is 14-3 (.824), for an overall record of 101-27 (.789).

WINNINGEST COACH/QB TANDEM SINCE 1970

(Regular Season Only)

Quarterback/Head Coach	Team	W	L	T	Pct.
Tom Brady/Bill Belichick	NE	87	24	0	.784
Ken Stabler/John Madden	OAK	60	19	1	.756
Jim McMahon/Mike Ditka	CHI	46	15	0	.754
Peyton Manning/Tony Dungy	IND	73	24	0	.753

BRADY CLOSING IN ON ELITE COMPANY

Tom Brady enters the 2009 season needing 441 passing yards to pass Steve Grogan for second place on the Patriots' all-time list, and 3,212 yards to pass Drew Bledsoe and take over first place in franchise history.

PATRIOTS ALL-TIME LEADING PASSERS

Player	YEARS	ATT	COMP	YARDS
Drew Bledsoe	1993-01	4,518	2,544	29,657
Steve Grogan	1975-90	3,593	1,879	26,886
Tom Brady	2000-08	3,653	2,301	26,446

30,000 YARDS PASSING WITHIN REACH

Brady needs 3,554 yards to reach the 30,000-yard milestone. Four players may hit the 30,000-yard mark in 2009: Brady, Donovan McNabb (Philadelphia, 29,320), Kurt Warner (Arizona, 28,591) and Drew Brees (New Orleans, 26,258). If all of those players reach the milestone then the NFL List will expand to 33 players in NFL History.

200 TOUCHDOWNS

With three more touchdown passes Brady will become the 27th NFL player to throw 200 touchdown passes. He needs 15 to tie Terry Bradshaw and Y.A. Tittle for 21st place, 17 to tie John Brodie for 20th place and 35 to tie Steve Young for 19th place in NFL history.

Brady has 23 regular-season 300-yard passing games. Drew Bledsoe has a team-record 26 300-yard regular-season passing games.

BRADY'S COMEBACKS

Tom Brady has engineered 28 career game-winning performances to lead his team to a victory from a fourth-quarter deficit or tie. He has accomplished the feat 22 times in the regular season and six times in the playoffs.

TOM BRADY'S GAME-WINNING PERFORMANCES (28)

Date	Opp.	Score	Time Remaining		Passing Statistics [^]			Final	
			in Reg.	Att	Cmp	Yds	TD		Int
12/29/07	at NYG	23-28	15:00	12	8	130	1	0	38-35
12/03/07	at BAL	17-24	14:25	17	7	113	1	0	27-24
11/25/07	PHI	24-28	15:00	16	11	109	0	0	31-28
11/04/07	at IND	10-20	9:42	10	8	144	2	0	24-20
01/14/07	at SD*	13-21	8:35	14	9	122	1	1	24-21
12/03/06	DET	13-21	13:07	15	14	101	0	0	28-21
11/26/06	CHI	10-10	14:46	7	6	98	1	0	17-13
11/13/05	at MIA	15-16	2:53	2	2	76	1	0	23-16
10/30/05	BUF	7-16	10:07	4	4	69	0	0	21-16
10/09/05	at ATL	28-28	3:52	2	2	17	0	0	31-28
09/25/05	at PIT	10-13	14:19	12	12	167	0	0	23-20
02/06/05	PHI**	14-14	15:00	4	2	33	0	0	24-21
10/03/04	at BUF	17-17	15:00	4	2	8	1	0	31-17
02/01/04	CAR**	29-29	1:08	5	4	47	0	0	32-29
01/10/04	TEN*	14-14	15:00	11	6	27	0	0	17-14
11/30/03	at IND	31-31	10:21	6	3	31	1	0	38-34
11/23/03	at HST	13-20	3:11	14	10	133	1	0	23-20 ot
11/03/03	at DEN	23-26	2:51	4	5	58	1	0	30-26
10/19/03	at MIA	13-13	15:00	10	7	147	1	0	19-13 ot
10/05/03	TEN	24-27	4:40	1	1	15	0	0	38-30
12/29/02	MIA	13-24	4:59	13	8	69	1	0	27-24 ot
11/10/02	at CHI	19-30	5:16	14	9	116	2	0	33-30
09/22/02	KC	38-38	0:00	5	4	46	0	0	41-38 ot
02/03/02	STL**	17-17	1:21	8	5	53	0	0	20-17
01/19/02	OAK*	3-13	15:00	27	20	138	0	0	16-13 ot
12/16/01	at BUF	6-9	5:57	13	9	116	0	0	12-9 ot
12/02/01	at NYJ	14-16	15:00	7	6	56	0	0	17-16
10/14/01	SD	16-26	8:48	18	13	130	1	0	29-26 ot

[^]-Statistics are from the time noted until the end of the game * Divisional Playoffs ** Super Bowl



WR RANDY MOSS NEWS & NOTES

MOSS: ALL-TIME LEADER IN RECEPTIONS PER TD

Over his 11-year NFL career, Randy Moss has averaged one touchdown for every 6.24 receptions, a total that is the best in NFL history among any receiver with at least 500 receptions. Moss has caught 135 touchdowns out of 843 career receptions. Lance Alworth, who played 11 seasons for San Diego and Dallas from 1962-72, caught 85 touchdowns out of 542 career receptions for an average of one score every 6.38 receptions.



ALL-TIME NFL LEADERS / RECEPTIONS PER TOUCHDOWN

(Minimum 500 career receptions)

Player	Team(s)	Years	Rec	TD	Rec/TD
Randy Moss	MIN/OAK/NE	1998-2008	843	135	6.24
Lance Alworth	SD/DAL	1962-1972	542	85	6.38
Terrell Owens	SF/PHI/DAL	1996-2008	951	139	6.84
Nat Moore	MIA	1974-1986	510	74	6.89
Mark Clayton	MIA/GB	1983-1993	582	84	6.93
Don Maynard	NYG/NYJ/STL	1958,60-73	633	88	7.19

MOSS IS NFL'S PREMIER TD RECEIVER

Since entering the NFL in 1998, Randy Moss has caught 135 touchdown passes, more than any other NFL player over that span. Since joining the Patriots via trade prior to the 2007 season, Moss has caught 34 touchdowns – also the best in the league over that span. In terms of overall touchdowns (rushing, receiving and returning), Moss has totaled 136 scores since entering the league in 1998 (135 via reception and one via punt return), a tally that ranks second only to LaDainian Tomlinson (141 touchdowns) over that span. Last season, Moss's 11 touchdown receptions led the AFC and tied for third in the NFL.

NFL TOUCHDOWN RECEPTION LEADERS SINCE MOSS JOINED THE PATRIOTS IN 2007

Player	Team(s)	Rec	Yds	TD
Randy Moss	NE	167	2,501	34
Terrell Owens	DAL/BUF	150	2,407	25
Larry Fitzgerald	ARZ	196	2,840	22
Greg Jennings	GB	133	2,212	21
Anquan Boldin	ARZ	160	1,891	20

NFL TOUCHDOWN RECEPTION LEADERS SINCE MOSS ENTERED THE NFL IN 1998

Player	Team(s)	Rec	Yds	TD
Randy Moss	MIN/OAK/NE	843	13,201	135
Terrell Owens	SF/PHI/DAL/BUF	856	12,666	127
Marvin Harrison	IND	965	12,878	114
Tony Gonzalez	KC	883	10,572	74
Torry Holt	STL	869	12,660	74

MOSS 6TH ON NFL'S ALL-TIME TD LIST

Moss enters the 2009 season tied for sixth all-time in career touchdowns with 136, five behind active leaders RB LaDainian Tomlinson and WR Terrell Owens.

NFL'S ALL-TIME TOUCHDOWN LEADERS

Rk	Player	Season	TD
1	Jerry Rice	1985-2004(20)	208
2	Emmitt Smith	1990-2004(15)	175
3	Marcus Allen	1982-1997(16)	145
4t	Terrell Owens	1996-2008(13)	141
4t	LaDainian Tomlinson	2001-2008(8)	141
6t	Marshall Faulk	1994-2005(12)	136
6t	Randy Moss	1998-2008(11)	136

MOSS AMONG ALL-TIME LEADERS

Randy Moss is among the NFL's all-time leaders in two major receiving categories – career touchdown receptions and receiving yards per game. In his 10-plus seasons, Moss has caught 135 touchdown passes and is one of just five receivers in NFL history to break the 125-touchdown mark. Additionally, Moss has averaged 78.0 receiving yards per game during his career, a mark that ranks second all-time.

NFL ALL-TIME LEADERS / RECEIVING TOUCHDOWNS

Player	Years	Team(s)	TDs
Jerry Rice	1985-2004	SF/OAK/SEA	197
Terrell Owens	1996-2008	SF/PHI/DAL	139
Randy Moss	1998-2008	MIN/OAK/NE	135
Cris Carter	1987-2002	PHI/MIN/MIA	130
Marvin Harrison	1996-2008	IND	128
Tim Brown	1988-2004	LA(A)/OAK/TB	100
Steve Largent	1976-1989	SEA	100

NFL ALL-TIME LEADERS / RECEIVING YARDS PER GAME

(Minimum 100 Games Played)

Player	Years	Team(s)	Gms	Yds	Yd/G
Torry Holt	1999-2008	STL	158	12,660	80.1
Randy Moss	1998-2008	MIN/OAK/NE	170	13,201	77.7
Marvin Harrison	1996-2008	IND	190	14,580	76.7
Jerry Rice	1985-2004	SF/OAK/SEA	303	22,895	75.6
Lance Alworth	1962-1972	SD/DAL	136	10,266	75.5
Michael Irvin	1988-1999	DAL	159	11,904	74.9

NFL ALL-TIME LEADERS / 100-YARD RECEIVING GAMES

Player	Team(s)	Years	Gms
Jerry Rice	SF/OAK/SEA	1985-2004	76
Randy Moss	MIN/OAK/NE	1998-2008	59
Marvin Harrison	IND	1996-2008	59
Don Maynard	NYG/NYJ/STL	1958, 60-73	50

NFL ALL-TIME LEADERS / GAMES WITH 2+ TD REC.

Player	Team(s)	Years	Gms
Jerry Rice	SF/OAK/SEA	1985-2004	43
Randy Moss	MIN/OAK/NE	1998-2008	32
Terrell Owens	SF/PHI/DAL	1996-2008	30
Marvin Harrison	IND	1996-2008	29
Cris Carter	PHI/MIN/MIA	1987-2002	29
Don Hutson	GB	1935-1945	28

MOSS MOVING UP ALL-TIME LISTS

Moss enters the 2009 season 15th in career receptions in NFL history with 843. He can become the 10th player to surpass 900 career receptions in 2009. He is one of 22 players to have at least 800 receptions.

MOSS MOVING UP ALL-TIME LISTS

Randy Moss currently ranks ninth on the NFL's all-time receiving yards list with 13,201 receiving yards. He is one of 11 players in NFL history to total at least 13,000 receiving yards. Moss moved into the top 10 on the NFL's receiving yardage list on Dec. 14, 2008 at Oakland. Moss needs 799 yards receiving to become the seventh player in NFL history to reach 14,000 yards.

NFL ALL-TIME LEADERS / RECEIVING YARDS

Rk	Player	Team(s)	Years	Yards
1	Jerry Rice	SF/OAK/SEA	1985-2004	22895
2	Isaac Bruce	STL/SF	1994-2008	14944
3	Tim Brown	OAK/TB	1988-2004	14934
4	Marvin Harrison	IND	1996-2008	14580
5	Terrell Owens	SF/PHI/DAL	1996-2008	14122
6	James Lofton	GB/OAK/BUF/STL/PHI	1978-1993	14004
7	Cris Carter	PHI/MIN/MIA	1987-2002	13899
8	Henry Ellard	LA(N)/WAS/NE	1983-1998	13777
9	Randy Moss	MIN/OAK/NE	1998-2008	13201
10	Andre Reed	BUF/WAS	1985-2000	13198



WR WES WELKER News & Notes

WELKER LEADS NFL IN RECEPTIONS SINCE 2007

Wes Welker leads the NFL with 221 receptions over the last two seasons. In 2007, he set a Patriots franchise record with 112 receptions, tying him for the NFL lead and setting a league record for most receptions in a player's first season with a new team. In 2008, he nearly replicated that feat, with his 111 receptions placing second in the NFL. Welker joined the Patriots in a trade with the Miami Dolphins prior to the 2007 season, and since then is the NFL's leading receiver.



2007-PRESENT NFL RECEPTION LEADERS

Player	Team	Rec.	Yds	TD
Wes Welker	NE	223	2,340	11
Brandon Marshall	DEN	206	2,590	13
T.J. Houshmandzadeh	CIN	204	2,047	16
Larry Fitzgerald	ARZ	196	2,840	22
Tony Gonzalez	KC	195	2,230	15

2008 NFL RECEPTION LEADERS

Player	Team	Rec.	Yds	TD
Andre Johnson	HST	115	1,575	8
Wes Welker	NE	111	1,165	3
Brandon Marshall	DEN	104	1,265	6
Larry Fitzgerald	ARZ	96	1,431	12
Tony Gonzalez	KC	96	1,058	10
T.J. Houshmandzadeh	CIN	92	904	4

WELKER NAMED TO PRO BOWL SQUAD

Wes Welker was named to his first career Pro Bowl after the 2008 season and is the fifth Patriots wide receiver to earn Pro Bowl honors since the 1970 AFL-NFL merger, joining Randy Moss (2007), Troy Brown (2001), Terry Glenn (1999) and Stanley Morgan (1979-80 and 1986-87). Welker finished second in the NFL with 111 receptions in 2008 – the second highest single-season total in team history behind his franchise-record 112 receptions in 2007. Welker became the eighth player in NFL history to record back-to-back 100-catch seasons and is the first player to achieve the feat with the Patriots.



WELKER RECORDS 12 CATCHES

Wes Welker had 12 receptions for 134 yards at Seattle on Dec. 7, 2008 recording the second-highest reception and yardage totals of his career. In addition to his 12 receptions, Welker also caught a 2-point conversion pass to give the Patriots a 24-21 fourth-quarter lead. Welker's 12 receptions trail only his career-high 13-catch performance against Philadelphia on Nov. 25, 2007. His 12 receptions tie the fifth-highest single-game total in team history, behind Troy Brown's team-record 16 catches on Sept. 22, 2002 and three 13-catch performances (Welker, 11/25/07; Deion Branch, 9/29/02; Terry Glenn, 10/3/99).

PATRIOTS SINGLE-GAME RECEPTION LEADERS

Player	Date	Opp.	Rec	Yds
Troy Brown	09/22/02	KC	16	176
Wes Welker	11/25/07	PHI	13	149
Deion Branch	09/29/02	at SD	13	128
Terry Glenn	10/03/99	at CLV	13	214
Wes Welker	12/07/08	at SEA	12*	134
Troy Brown	12/04/00	KC	12	119
Ben Coates	11/27/94	at IND	12	119

*-Also caught a 2-point conversion pass in addition to his 12 receptions

ANOTHER HISTORIC PERFORMANCE

Wes Welker's 111 receptions in 2008 stand as the second-highest single-season total in team history. Welker's 111 catches were just one shy of his franchise-record 112 catches in 2007. Welker can join Jerry Rice (3), Herman Moore (3) and Marvin Harrison (4) as the only players to catch 100 passes in three consecutive seasons.

PATRIOTS SINGLE-SEASON RECEPTION LEADERS

Player	Season	Rec.	Yds	TD
Wes Welker	2007	112	1175	8
Wes Welker	2008	111	1165	3
Troy Brown	2001	101	1199	5
Randy Moss	2007	98	1493	23
Troy Brown	2002	97	890	3
Ben Coates	1994	96	1174	7

WELKER PILES UP YARDS

Wes Welker led the Patriots with 1,165 receiving yards in 2008 and joined Randy Moss in recording the first back-to-back 1,000-yard receiving seasons in Patriots history. Moss also had 1,000 receiving yards in 2007 and 2008. Welker's 1,165 yards in 2008 rank sixth on the Patriots' all-time single-season list. In 2007, Welker totaled 1,175 receiving yards – a performance that ranked fourth in team history. In the franchise's 49-year history, there have been 11 single-season performances of 1,000 receiving yards and Welker owns two of them.

PATRIOTS SINGLE-SEASON RECEIVING YARD LEADERS

Player	Season	Yds	Rec.	TD
Randy Moss	2007	1493	98	23
Stanley Morgan	1986	1491	84	10
Troy Brown	2001	1199	101	5
Wes Welker	2007	1175	112	8
Ben Coates	1994	1174	96	7
Wes Welker	2008	1165	111	3
Terry Glenn	1999	1147	69	4
Terry Glenn	1996	1132	90	6

WELKER JOINS EXCLUSIVE GROUP

Wes Welker has exceeded the 100-reception mark for two straight seasons, totaling 112 catches in 2007 and recording 111 receptions in 2008. When he made his 100th catch of the year on Dec. 14, 2008 at Oakland, Welker became the first player in Patriots history and the eighth player in NFL history to record consecutive 100-catch seasons. Randy Moss also achieved the feat from 2002-03 with the Minnesota Vikings.

NFL PLAYERS WITH CONSECUTIVE 100-CATCH SEASONS

Player	Team(s)	Years	Seasons	Year-by-Year
Marvin Harrison	IND	1999-02	4	115,102,109,143
Herman Moore	DET	1995-97	3	123,106,104
Jerry Rice	SF	1994-96	3	112,122,108
Wes Welker	NE	2007-08	2	112,111
Brandon Marshall	DEN	2007-08	2	102,104
Randy Moss	MIN	2002-03	2	106,111
Rod Smith	DEN	2000-01	2	100,113
Cris Carter	MIN	1994-95	2	122,122
Sterling Sharpe	GB	1992-93	2	108,112

WELKER CATCHES SIX OR MORE PASSES IN 11 STRAIGHT GAMES TO OPEN 2008

Wes Welker caught at least six passes in each of the first 11 games in 2008. Welker is the first player in NFL history to have six or more catches in the first 11 games of a season.

MOST CONSEC. GAMES WITH 6+ REC. TO OPEN SEASON


Player	Team	Year	Games
Wes Welker	New England Patriots	2008	11
Jimmy Smith	Jacksonville Jaguars	2001	8
Hines Ward	Pittsburgh Steelers	2004	7
Mike Ditka	Chicago Bears	1964	7



RB KEVIN FAULK NEWS & NOTES

MEMBER OF 2000/2000 CLUB FOR THE 2000s

Kevin Faulk is one of just 11 NFL players this decade to total at least 2,000 rushing yards and at least 2,000 receiving yards, and is one of only six players to have at least 2,000 rushing yards and at least 3,000 receiving yards. Faulk has totaled 2,943 rushing yards and 3,206 receiving yards since 2000, joining an exclusive list of elite players who have achieved the feat. Faulk is one of just six players who reached the milestone with just one team. In the 1990s, there were 13 players who achieved the 2000/2000 milestone; 22 players did it in the 1980s; nine players achieved the feat in the 1970s.



PLAYERS WITH 2,000 RUSHING YARDS AND 2,000 RECEIVING YARDS SINCE 2000

(Listed Alphabetically)

Player	Team	Rushing	Receiving
Tiki Barber*	NYG	9514	3927
Warrick Dunn	TB/ATL	8347	2944
Kevin Faulk	NE	2943	3206
Marshall Faulk*	STL	5578	3023
Charlie Garner*	SF/OAK/TB	3607	2614
Ahman Green	GB/HST	8716	2863
Priest Holmes*	KC	6658	2598
Edgerrin James	IND/ARZ	10568	2759
Michael Pittman	ARZ/TB/DEN	5247	3316
LaDainian Tomlinson	SD	11760	3801
Brian Westbrook	PHI	5671	3597

*-No Longer Active

MOST PRODUCTIVE PATRIOT SINCE 2001

Kevin Faulk has more total yards from scrimmage than any other Patriots player since 2001. Faulk has totaled 5,114 yards from scrimmage (2,373 rushing and 2,741 receiving) to lead the club over a span during which the Patriots have compiled a 111-34 record.

PATRIOTS LEADERS / YDS FROM SCRIMMAGE SINCE 2001

Player	Years	Rush-Yd	Rec.-Yd	Yd/Scrim.
Kevin Faulk	2001-08	546-2373	318-2741	5106
Troy Brown	2001-07	22-150	337-3595	3745
Corey Dillon	2004-06	753-3180	52-431	3611
Antowain Smith	2001-03	721-2781	64-527	3308
Deion Branch	2002-05	3-11	213-2744	2755

FAULK: FRANCHISE RB RECEPTIONS LEADER

Kevin Faulk is the Patriots' all-time leader in receptions by a running back, totaling 381 career receptions. His receiving total ranks fourth on the Patriots' overall receptions list. He moved past Irving Fryar into fourth place during the Patriots' game against the Pittsburgh Steelers on Oct. 30, 2008. He passed Terry Glenn for fifth place against San Francisco on Oct. 5, 2008 – a game in which he also tied his career high with two rushing touchdowns.

RECEPTIONS BY PATRIOTS RUNNING BACKS

Player	Years	Rec.
Kevin Faulk	1999-2008	381
Tony Collins	1981-1987	261
Sam Cunningham	1973-79,1981-82	210
Larry Garron	1960-68	185

PATRIOTS ALL-TIME CAREER RECEPTIONS LIST

Rk	Player	Pos.	Years	Rec.
1	Troy Brown	WR	1993-2007	557
2	Stanley Morgan	WR	1977-1989	534
3	Ben Coates	TE	1991-1999	490
4	Kevin Faulk	RB	1999-2008	381
5	Irving Fryar	WR	1984-1992	363
6	Terry Glenn	WR	1996-2001	329

FAULK LEADS NFL IN YARDS PER RUSH

Kevin Faulk averaged 6.1 yards per carry in 2008, a mark that led all NFL rushers who gained at least 500 yards on the ground. Faulk gained 507 yards on 83 rushing attempts, averaging 6.11 yards per attempt.

2008 NFL LEADERS / YARDS PER RUSH (Min. 500 Yards)

Player	Team	Att	Yds	Avg	TD
Kevin Faulk	NE	83	507	6.1	3
Derrick Ward	NYG	182	1025	5.6	2
DeAngelo Williams	CAR	273	1515	5.5	18
Brandon Jacobs	NYG	219	1089	5.0	15
Chris Johnson	TEN	251	1228	4.9	9

FAULK RANKS THIRD IN NFL IN CATCHES BY RB

Kevin Faulk caught a career-high 58 passes in 2008, a total that was the third highest reception total by an NFL running back in 2008. Faulk trailed only Chicago's Matt Forte (63) and Jacksonville's Maurice Jones-Drew (62) among all NFL running backs.

2008 NFL LEADERS / RECEPTIONS BY A RUNNING BACK

Player	Team	Rec.	Yds	TD
Matt Forte	CHI	63	477	4
Maurice Jones-Drew	JAX	62	565	2
Kevin Faulk	NE	58	486	3
Brian Westbrook	PHI	54	402	5
Marion Barber	DAL	52	417	2
Reggie Bush	NO	52	440	4
LaDainian Tomlinson	SD	52	426	1

FAULK NEARLY HITS 1,000 YARD SEASON

Kevin Faulk totaled 993 yards from scrimmage in 2008 (507 rushing and 496 receiving). His total ranked third on the team behind Wes Welker and Randy Moss and Faulk fell just short of his third career 1,000-yard season.

FAULK'S TOP SEASONS / YARDS FROM SCRIMMAGE

Season	Scrim. Yds	Rushing	Receiving	Scrim. TDs
2003	1,078	638	440	0
2000	1,035	570	465	5
2008	993	507	486	6
2002	650	271	379	5
2007	648	265	383	1

FAULK TIED FOR PATRIOTS LEAD WITH FOUR 100-YARD GAMES

Kevin Faulk had four games in 2008 with 100 or more yards from scrimmage (rushing plus receiving), tying Wes Welker for the team lead. Faulk's four 100-yard games tied his career high, also achieved in 2000.

FAULK'S CAREER 100-YARD GAMES FROM SCRIMMAGE

Date	Opp.	Scrim. Yds	Rushing	Receiving
12/14/08	at Oakland	111	45	66
11/30/08	Pittsburgh	121	73	48
11/23/08	at Miami	105	53	52
10/26/08	St. Louis	107	60	47
11/23/03	at Houston	188	80	108
10/26/03	Cleveland	154	96	58
12/29/02	Miami	123	53	70
11/10/02	at Chicago	130	21	109
12/24/00	Miami	114	34	80
11/12/00	at Cleveland	122	26	96
09/17/00	Minnesota	111	80	31
09/11/00	at N.Y. Jets	105	82	23



PATRIOTS NOTABLE-QUOTABLES

NOTABLE QUOTABLES

QB Tom Brady on returning to practice

"When you don't play for a long time, in a way you forget ... you would take all those things that aren't as fun to exchange those and be out here and be a part of the team."
--Post-practice interview, July 31, 2009

T Matt Light on Chairman and CEO Robert Kraft

"As far as building a franchise, I don't know if you can find a better model than what he's done. I just respect the way he does business. Everything is very personal with him and his family. He takes a lot of pride in what he does. He knows every guy in this locker room. If you can say that about your boss, it's pretty good."

--FoxSports.com (as told to Alex Marvez), Oct. 22, 2008

St. Louis Cardinals manager Tony LaRussa on Head Coach Bill Belichick

"A lot of what we talk about is how to keep guys focused and Bill's a master. He keeps that club hungry year in and year out."

--*Boston Herald* (as told to John Tomase), March 28, 2009

Former Patriots S Rodney Harrison on S James Sanders

"James flies under the radar a little bit, because he's not a flashy guy. But he's a consummate pro. He's always doing things the right way. I think on the field, he's going to be a guy that gets those guys lined up, and a guy they can depend on to be their leader."

--*Boston Herald* (as told to Karen Guregian), Aug. 4, 2009

Patriots Hall of Famer Gino Cappelletti on the franchise's early days

"We were all struggling and trying to buck the establishment and trying to survive another day and another season. It's something that we probably look back on and realize the difficulties we had that we just didn't know about at the time. When you're pioneering, you don't really know it because everything is exploring."

--*USA Today* (as told to Sean Leahy), June 22, 2009

Head Coach Bill Belichick on Patriots Hall of Fame inductee Jim Nance

"I think the recognition there is certainly well-deserved. He was a very, very hard guy to tackle and deal with ... Nance was a pretty special player here and in that era as well."

--Press Conference, Aug. 18, 2009

T Matt Light on training camp

"I think that training camp should be illegal."

--Guest writing Peter King's "Monday Morning Quarterback," July 7, 2009

Head Coach Bill Belichick on Tom Brady's acting performance on "Entourage"

"Like compared to me on "Rescue Me"? An Emmy-type performance?"

--Press Conference, Aug. 10, 2009

GET TO KNOW: RB FRED TAYLOR

After spending his first 11 seasons with the Jacksonville Jaguars, Fred Taylor will don a Patriots jersey in 2009.

Taylor enters the 2009 season having totaled more than 11,000 career rushing yards and he ranks 16th on the NFL's all-time career rushing list, second among active players. Aside from the change of address, this year will also mark the first time that Taylor has played football for a team outside of the state of Florida, where he attended high school, college and played professionally.

Q: What was it about playing in New England that made you decide to sign with the Patriots?

FT: Well, first of all, we're in a recession and I needed a job. [Laughs] It was really the fact that I love playing football and New England was a team that showed interest in me first. When I got here on a visit, it just felt right. I prayed on it and this is where I am now.

Q: Is there anything about living in New England that has been different from your expectations?

FT: I think everything has been pretty much right on, especially with the tradition in sports that New England has. Every sport has such passionate fans. It's been pretty much as advertised.

Q: As a native Floridian and someone who played college and pro football in Florida, what is it about football in that state that is so special?

FT: First and foremost, I think it's engrained in our culture. We, in the state of Florida, really take pride in our football, across the entire state. In high school, a team that we might consider a pretty good team could go to any other state and be a powerhouse. We take it seriously. It's fun, just the atmosphere. It's like that throughout the South, really. But down in Florida we want to be known as the No. 1 football state in the country. We have to live up to that kind of expectation.

Head Coach Bill Belichick on RB Fred Taylor

"Fred, in particular, is very, very professional in terms of his attentiveness, note-taking, attention to detail and he really works hard to try to get the information and the plays and his assignment and techniques done the way the coaches ask him to do them. I mean, he's just exceptional.

--Press Conference, Aug. 17, 2009



2009 OFFENSIVE STATISTICS

WON 2, LOST 1

08/13 W 27-25 at Philadelphia 69,144
 08/20 L 6-7 Cincinnati 68,756
 08/28 W 27-24 at Washington 69,384
 09/03 New York Giants N.E. Opp.

TOTAL FIRST DOWNS		55	63
Rushing	19	22	
Passing	30	36	
Penalty	6	5	
3rd Down: Made/Att	15/40	16/42	
3rd Down Pct.	37.5	38.1	
4th Down: Made/Att	0/1	1/3	
4th Down Pct.	0.0	33.3	
POSSESSION AVG.	27:44	32:16	
TOTAL NET YARDS	870	1150	
Avg. Per Game	290.0	383.3	
Total Plays	179	199	
Avg. Per Play	4.9	5.8	
NET YARDS RUSHING	313	405	
Avg. Per Game	104.3	135.0	
Total Rushes	77	93	
NET YARDS PASSING	557	745	
Avg. Per Game	185.7	248.3	
Sacked/Yards Lost	6/32	10/45	
Gross Yards	589	790	
Att./Completions	96/54	96/60	
Completion Pct.	56.3	62.5	
Had Intercepted	3	1	
PUNTS/AVERAGE	14/42.0	15/45.5	
NET PUNTING AVG.	14/39.5	15/36.3	
PENALTIES/YARDS	18/212	32/281	
FUMBLES/BALL LOST	5/2	3/1	
TOUCHDOWNS	6	6	
Rushing	0	3	
Passing	4	3	
Returns	2	0	

* RUSHING	No.	Yds	Avg	Long	TD
Green-Ellis	20	124	6.2	22	0
F. Taylor	14	46	3.3	10	0
Morris	12	45	3.8	16	0
Maroney	16	36	2.3	10	0
C. Taylor	4	25	6.3	10	0
O'Connell	5	21	4.2	17	0
Faulk	2	14	7.0	9	0
Brady	1	3	3.0	3	0
Hoyer	1	1	1.0	1	0
Walter	2	-2	-1.0	-1	0
TEAM	77	313	4.1	22	0
OPPONENTS	93	405	4.4	45	3

* RECEIVING	No.	Yds	Avg	Long	TD
Moss	9	144	16.0	35	2
Galloway	6	49	8.2	20	0
Edelman	6	40	6.7	13	0
Nunn	5	69	13.8	26	0
Ventrone	5	43	8.6	17	0
Maroney	4	44	11.0	14	0
Green-Ellis	4	6	1.5	6	0
Baker	3	22	7.3	9t	2
Faulk	2	37	18.5	22	0
Lewis	2	26	13.0	17	0
D. Thomas	2	22	11.0	15	0
Welker	1	32	32.0	32	0
Morris	1	14	14.0	14	0
Aiken	1	13	13.0	13	0
F. Taylor	1	12	12.0	12	0
C. Taylor	1	10	10.0	10	0
DeVree	1	6	6.0	6	0
TEAM	54	589	10.9	35	4
OPPONENTS	60	790	13.2	73	3

* INTERCEPTIONS	No.	Yds	Avg	Long	TD
Wilhite	1	99	99.0	99t	1
TEAM	1	99	99.0	99t	1
OPPONENTS	3	13	4.3	12	0

* SCORE BY PERIODS	Q1	Q2	Q3	Q4	OT	PTS
TEAM	17	27	10	6	0	60
OPPONENTS	10	20	23	3	0	56

* PUNTING	No.	Yds	Avg	Net	TB	In	Lg	B
Hanson	14	588	42.0	39.5	0	6	54	0
TEAM	14	588	42.0	39.5	0	6	54	0
OPPONENTS	15	683	45.5	36.3	0	4	56	0

* SCORING	TD	Ru	Pa	Rt	K-PAT	FG	S	PTS
Gostkowski	0	0	0	0	6/6	6/6	0	24
Baker	2	0	2	0			0	12
Moss	2	0	2	0			0	12
Edelman	1	0	0	1			0	6
Wilhite	1	0	0	1			0	6
TEAM	6	0	4	2	6/6	6/6	0	60
OPPONENTS	6	3	3	0	5/5	5/8	0	56

* PUNT RETURNS	Ret	FC	Yds	Avg	Long	TD
Chung	6	2	54	9.0	33	0
Edelman	3	1	84	28.0	75t	1
TEAM	9	3	138	15.3	75t	1
OPPONENTS	6	2	35	5.8	21	0

* KICKOFF RETURNS	No.	Yds	Avg	Long	TD
Slater	8	166	20.8	26	0
Nunn	3	39	13.0	22	0
Edelman	1	24	24.0	24	0
Maroney	1	35	35.0	35	0
TEAM	13	264	20.3	35	0
OPPONENTS	12	291	24.3	34	0

2-Pt. Conversions: TEAM 0-0, OPPONENTS 0-1
SACKS: S. Williams 2.5, Adams 1, Banta-Cain 1, Guyton 1, Mayo 1, Pryor 1, A. Thomas 1, Woods 1, Butler 0.5, TEAM 10, OPPONENTS 6
 FUM/LOST: Chung 2/0, Green-Ellis 1/1, Maroney 1/0, C. Taylor 1/1

* FIELD GOALS	1-19	20-29	30-39	40-49	50+
Gostkowski	0/0	0/0	3/3	3/3	0/0
TEAM	0/0	0/0	3/3	3/3	0/0
OPPONENTS	0/0	1/1	3/3	1/3	0/1

Gostkowski: (37G,49G)(32G,41G)(43G,30G)
 TEAM: (37G,49G)(32G,41G)(43G,30G)
 OPPONENTS: (38G,43G,44B,36G,34G,43N)()(25G,52N)

* PASSING	Att	Cmp	Yds	Cmp%	Yds/Att	TD	TD%	Int	Int%	Long	Sack/Lost	Rating
Brady	42	26	307	61.9	7.31	4	9.5	1	2.4	35	2/8	106.0
O'Connell	26	12	108	46.2	4.15	0	0.0	2	7.7	22	1/2	25.8
Hoyer	19	11	112	57.9	5.89	0	0.0	0	0.0	26	2/16	74.9
Walter	9	5	62	55.6	6.89	0	0.0	0	0.0	16	1/6	77.1
TEAM	96	54	589	56.3	6.14	4	4.2	3	3.1	35	6/32	75.4
OPPONENTS	96	60	790	62.5	8.23	3	3.1	1	1.0	73	10/45	94.5



2009 DEFENSIVE STATISTICS

Tackle Statistics from play-by-play

PLAYER Name	TACKLES			SACKS			INTERCEPTIONS				FUMBLES				SP. TEAMS				
	TT	UT	A	S/	Yds	QH	Int/	Yds	TD	PD	FF	FR/	Yds	TD	TT	UT	A	FF	FR
Rob Ninkovich	12	9	3	0.0	0.0	0	0	0	0	0	0	0	0	0	0	0	0	0	0
James Sanders	11	8	3	0.0	0.0	0	0	0	0	0	0	0	0	0	0	0	0	0	0
Pat Chung	10	9	1	0.0	0.0	0	0	0	0	2	0	0	0	0	0	0	0	0	0
Stephen Williams	10	9	1	2.5	11.5	3	0	0	0	0	0	0	0	0	0	0	0	0	0
Jerod Mayo	10	10	0	1.0	6.0	3	0	0	0	0	0	0	0	0	0	0	0	0	0
Brandon McGowan	9	7	2	0.0	0.0	0	0	0	0	1	1	0	0	0	1	1	0	0	0
Darius Butler	9	8	1	0.5	0.5	1	0	0	0	1	0	0	0	0	0	0	0	0	1
Titus Adams	9	5	4	1.0	6.0	1	0	0	0	0	0	0	0	0	0	0	0	0	0
Adalius Thomas	9	6	3	1.0	1.0	1	0	0	0	1	0	0	0	0	0	0	0	0	0
Terrence Wheatley	8	7	1	0.0	0.0	0	0	0	0	0	0	1	0	0	1	1	0	0	0
Brandon Meriweather	8	7	1	0.0	0.0	1	0	0	0	0	0	0	0	0	0	0	0	0	0
Vince Wilfork	8	4	4	0.0	0.0	0	0	0	0	0	0	0	0	0	0	0	0	0	0
Eric Alexander	7	4	3	0.0	0.0	0	0	0	0	0	0	0	0	0	2	2	0	0	0
Jonathan Wilhite	7	7	0	0.0	0.0	0	1	99	1	1	0	0	0	0	0	0	0	0	0
Gary Guyton	7	5	2	1.0	5.0	2	0	0	0	1	0	0	0	0	0	0	0	0	0
Richard Seymour	7	4	3	0.0	0.0	0	0	0	0	0	0	0	0	0	0	0	0	0	0
Ron Brace	5	2	3	0.0	0.0	0	0	0	0	0	0	0	0	0	0	0	0	0	0
Tank Williams	5	3	2	0.0	0.0	0	0	0	0	0	0	0	0	0	0	0	0	0	0
Pierre Woods	5	3	2	1.0	5.0	1	0	0	0	0	0	0	0	0	0	0	0	0	0
Paris Lenon	5	3	2	0.0	0.0	0	0	0	0	0	0	0	0	0	0	0	0	0	0
Myron Pryor	4	4	0	1.0	6.0	1	0	0	0	1	0	0	0	0	0	0	0	0	0
Ty Warren	4	3	1	0.0	0.0	1	0	0	0	0	0	0	0	0	0	0	0	0	0
Vinny Ciurciu	4	3	1	0.0	0.0	0	0	0	0	0	0	0	0	0	0	0	0	0	0
Shawn Crable	3	2	1	0.0	0.0	0	0	0	0	0	0	0	0	0	0	0	0	0	0
Darryl Richard	3	2	1	0.0	0.0	0	0	0	0	0	0	0	0	0	0	0	0	0	0
Derrick Burgess	3	3	0	0.0	0.0	1	0	0	0	0	0	0	0	0	0	0	0	0	0
Jamar Love	3	2	1	0.0	0.0	0	0	0	0	0	0	0	0	0	0	0	0	0	0
Tully Banta-Cain	2	2	0	1.0	4.0	1	0	0	0	0	0	0	0	1	0	1	0	0	0
Leigh Bodden	1	1	0	0.0	0.0	0	0	0	0	1	0	0	0	0	0	0	0	0	0
Mike Richardson	1	1	0	0.0	0.0	0	0	0	0	0	0	0	0	2	2	0	0	0	0
Shawn Springs	1	0	1	0.0	0.0	0	0	0	0	0	0	0	0	0	0	0	0	0	0
Mike Wright	1	1	0	0.0	0.0	0	0	0	0	1	0	0	0	0	0	0	0	0	0
Heran-Daze Jones	1	1	0	0.0	0.0	0	0	0	0	0	0	0	0	1	0	1	0	0	0
Roderick Rogers	1	1	0	0.0	0.0	0	0	0	0	0	0	0	0	1	0	1	0	0	0
Tedy Bruschi	1	1	0	0.0	0.0	0	0	0	0	0	0	0	0	0	0	0	0	0	0
Jarvis Green	1	0	1	0.0	0.0	2	0	0	0	0	0	0	0	0	0	0	0	0	0
Julian Edelman	0	0	0	0.0	0.0	0	0	0	0	0	0	0	0	1	1	0	0	0	0
Alex Smith	0	0	0	0.0	0.0	0	0	0	0	0	0	0	0	1	1	0	0	0	0
Matthew Slater	0	0	0	0.0	0.0	0	0	0	0	0	0	0	0	3	3	0	0	0	0
BenJarvus Green-Ellis	0	0	0	0.0	0.0	0	0	0	0	0	0	0	0	1	1	0	0	0	0
Totals	127	98	29	10.0	45.0	19	1	99	1	10	1	1	0	0	15	12	3	0	1

FUMBLES - LOST (5-2)				
	Own			
	No.	Lost	Rec	O.B.
Pat Chung	1	0	0	0
B. Green-Ellis	1	1	0	0
Laurence Maroney	1	0	1	0
Pat Chung	1	0	0	0
Chris Taylor	1	1	0	0
Darius Butler	0	0	1	0
Totals	5	2	2	0

MISC. OFFENSIVE STATS				
	Tkl	Ast	FF	FR
Randy Moss	1	0	0	0
Logan Mankins	1	0	0	0
Joey Galloway	0	1	0	0
Laurence Maroney	0	0	0	1
Totals	2	0	0	0

KEY	
TT-Total Tackles	Int/Yds-Interceptions/Yards Returned
UT-Unassisted Tackles	PD-Passes Defensed
A-Assisted Tackles	FF-Forced Fumbles
S/YL-Sacks/Yards Lost	FR/Yds-Fumble Recoveries/Yards Returned
QH-Quarterback Hits	

BLOCKED KICKS			
	XP	FG	P
Pat Chung	0	1	0
Totals	0	1	0



2009 NEW ENGLAND PATRIOTS ROSTER

AS OF AUGUST 31, 2009

ALPHABETICAL ROSTER

#	NAME	POS	HT	WT	BORN	YR	COLLEGE	H.S. HOMETOWN
62 b	Adams, Titus	DL	6-4	305	1/28/1983	1	Nebraska	Omaha, Neb.
88	Aiken, Sam	WR	6-2	215	12/14/1980	7	North Carolina	Kenansville, N.C.
52	Alexander, Eric	LB	6-2	240	2/8/1982	5	Louisiana State	Port Arthur, Texas
87	Baker, Chris	TE	6-3	258	11/18/1979	8	Michigan State	St. Albans, N.Y.
95	Banta-Cain, Tully	LB	6-2	250	8/28/1980	7	California	Sunnyvale, Calif.
23	Bodden, Leigh	CB	6-1	193	9/24/1981	7	Duquesne	Hyattsville, Md.
92	Brace, Ron	DL	6-3	330	12/18/1986	R	Boston College	Worcester, Mass.
12	Brady, Tom	QB	6-4	225	8/3/1977	10	Michigan	San Mateo, Calif.
65	Britt, Wesley	T	6-8	320	11/21/1981	4	Alabama	Cullman, Ala.
49	Burgess, Derrick	LB	6-2	260	8/12/1978	9	Mississippi	Greenbelt, Md.
66	Bussey, George	OL	6-3	305	10/24/1984	R	Louisville	Louisville, Ky.
28	Butler, Darius	CB	5-10	185	3/18/1986	R	Connecticut	Ft. Lauderdale, Fla.
25	Chung, Pat	S	5-11	212	8/19/1987	R	Oregon	Rancho Cucamonga, Calif.
50	Ciurciu, Vinny	LB	6-0	240	5/2/1980	7	Boston College	Paramus, N.J.
63	Connolly, Dan	OL	6-4	313	9/2/1982	4	Southeast Missouri St.	St. Louis, Mo.
98	Crable, Shawn	LB	6-5	243	12/26/1984	2	Michigan	Massillon, Ohio
11	Edelman, Julian	WR	6-0	198	5/22/1986	R	Kent State	Redwood City, Calif.
33	Faulk, Kevin	RB	5-8	202	6/5/1976	11	Louisiana State	Carencro, La.
13	Galloway, Joey	WR	5-11	197	11/20/1971	15	Ohio State	Bellaire, Ohio
3	Gostkowski, Stephen	K	6-1	215	1/28/1984	4	Memphis	Madison, Miss.
97	Green, Jarvis	DL	6-3	285	1/12/1979	8	Louisiana State	Donaldsonville, La.
42	Green-Ellis, BenJarvus	RB	5-11	215	7/2/1985	2	Mississippi	New Orleans, La.
59	Guyton, Gary	LB	6-3	245	11/14/1985	2	Georgia Tech	Hinesville, Ga.
6	Hanson, Chris	P	6-2	202	10/25/1976	11	Marshall	Sharpsburg, Ga.
8	Hoyer, Brian	QB	6-2	215	10/13/1985	R	Michigan State	North Olmstead, Ohio
47	Ingram, Jake	LS	6-3	235	10/23/1985	R	Hawaii	Mililani, Hawaii
27	Jones, Herana-Daze	DB	5-11	206	4/15/1982	4	Indiana	Louisville, Ky.
77	Kaczur, Nick	T	6-4	315	7/28/1979	5	Toledo	Brantford, Ontario
67	Koppen, Dan	C	6-2	296	9/12/1979	7	Boston College	Whitehall, Pa.
46	Lenon, Paris	LB	6-2	235	11/26/1977	8	Richmond	Lynchburg, Va.
64	LeVoi, Mark	T	6-7	310	7/29/1982	3	Notre Dame	Eden Prairie, Minn.
17	Lewis, Greg	WR	6-0	185	2/12/1980	7	Illinois	Matteson, Ill
72	Light, Matt	T	6-4	305	6/23/1978	9	Purdue	Greenville, Ohio
38	Love, Jamar	DB	6-0	191	11/8/1986	R	Arkansas	North Little Rock, Ark.
70	Mankins, Logan	G	6-4	310	3/10/1982	5	Fresno State	Cathey Valley, Calif.
39	Maroney, Laurence	RB	5-11	220	2/5/1985	4	Minnesota	St. Louis, Mo.
51	Mayo, Jerod	LB	6-1	245	2/23/1986	2	Tennessee	Hampton, Va.
30	McGowan, Brandon	S	5-11	210	9/26/1983	5	Maine	Jersey City, N.J.
53	McKenzie, Tyrone	LB	6-2	240	12/11/1985	R	South Florida	Riverview, Fla.
31	Meriweather, Brandon	S	5-11	200	1/14/1984	3	Miami (Fla.)	Apopka, Fla.
34	Morris, Sammy	RB	6-0	220	3/23/1977	10	Texas Tech	San Antonio, Texas
81	Moss, Randy	WR	6-4	210	2/13/1977	12	Marshall	Rand, W. Va.
61	Neal, Stephen	G	6-4	305	10/9/1976	8	Cal State-Bakersfield	San Diego, Calif.
45	Ninkovich, Rob	LB	6-2	255	2/1/1984	4	Purdue	Blue Island, Ill.
10	Nunn, Terrence	WR	6-0	195	7/25/1986	R	Nebraska	Houston, Texas
68	O'Callaghan, Ryan	T	6-7	330	7/19/1983	4	California	Redding, Calif.
62 w	Ohrnberger, Rich	OL	6-2	300	2/14/1986	R	Penn State	East Meadow, N.Y.
14	Ortiz, Robert	WR	6-1	195	5/30/1983	1	San Diego State	San Diego, Calif.
91	Pryor, Myron	DL	6-1	310	6/13/1986	R	Kentucky	Louisville, Ky.
69 b	Richard, Darryl	DL	6-4	295	6/17/1986	R	Georgia Tech	Destrehan, La.
43	Rogers, Roderick	S	6-2	187	9/7/1984	3	Wisconsin	Stone Mountain, Ga.
36	Sanders, James	S	5-10	210	11/11/1983	5	Fresno State	Porterville, Calif.
93	Seymour, Richard	DL	6-6	310	10/6/1979	9	Georgia	Gadsden, S.C.
18	Slater, Matthew	WR	6-0	200	9/9/1985	2	UCLA	Anaheim, Calif.
80	Smith, Alex	TE	6-4	258	5/22/1982	5	Stanford	Denver, Colo.
29	Springs, Shawn	CB	6-0	204	3/11/1975	13	Ohio State	Silver Spring, Md.
19	Tate, Brandon	WR	6-1	195	10/5/1987	R	North Carolina	Burlington, N.C.
35	Taylor, Chris	RB	6-0	224	11/7/1983	4	Indiana	Memphis, Tenn.
21	Taylor, Fred	RB	6-1	228	1/27/1976	12	Florida	Belle Glade, Fla.
96	Thomas, Adalius	LB	6-2	270	8/18/1977	10	Southern Mississippi	Equality, Ala.
86	Thomas, David	TE	6-3	248	7/5/1983	4	Texas	Wolfforth, Texas
41	Ventrone, Ray	S	5-10	200	10/21/1982	4	Villanova	Pittsburgh, Pa.
76 w	Vollmer, Sebastian	OL	6-8	315	7/10/1984	R	Houston	Kaarst, Germany
16	Walter, Andrew	QB	6-6	230	5/11/1982	5	Arizona State	Grand Junction, Co.
94	Warren, Ty	DL	6-5	300	2/6/1981	7	Texas A&M	Bryan, Texas
84	Watson, Benjamin	TE	6-3	255	12/18/1980	6	Georgia	Rock Hill, S.C.
83	Welker, Wes	WR	5-9	185	5/1/1981	6	Texas Tech	Oklahoma City, Okla.
69 w	Wendell, Ryan	G	6-2	285	3/4/1986	1	Fresno State	Diamond Bar, Calif.
22	Wheatley, Terrence	CB	5-9	185	5/5/1985	2	Colorado	Plano, Texas
75	Wilfork, Vince	NT	6-2	325	11/4/1981	6	Miami (Fla.)	Boynton Beach, Fla.
24	Wilhite, Jonathan	CB	5-11	185	2/23/1984	2	Auburn	Monroe, La.
76 b	Williams, Stephen	DL	6-2	300	9/21/1981	2	Northwest Missouri St.	Bolingbrook, Ill.
58	Woods, Pierre	LB	6-5	255	1/6/1982	4	Michigan	Cleveland, Ohio
99	Wright, Mike	DL	6-4	295	3/1/1982	5	Cincinnati	Cincinnati, Ohio
74	Yates, Billy	G	6-2	305	4/15/1980	6	Texas A&M	Fort Worth, Texas

NUMERICAL ROSTER

#	NAME	POS
3	Stephen Gostkowski	K
6	Chris Hanson	P
8	Brian Hoyer	QB
10	Terrence Nunn	WR
11	Julian Edelman	WR
12	Tom Brady	QB
13	Joey Galloway	WR
14	Robert Ortiz	WR
16	Andrew Walter	QB
17	Greg Lewis	WR
18	Matthew Slater	WR
19	Brandon Tate	WR
21	Fred Taylor	RB
22	Terrence Wheatley	CB
23	Leigh Bodden	CB
24	Jonathan Wilhite	CB
25	Pat Chung	S
27	Herana-Daze Jones	DB
28	Darius Butler	CB
29	Shawn Springs	CB
30	Brandon McGowan	S
31	Brandon Meriweather	S
33	Kevin Faulk	RB
34	Sammy Morris	RB
35	Chris Taylor	RB
36	James Sanders	S
38	Jamar Love	DB
39	Laurence Maroney	RB
41	Ray Ventrone	S
42	BenJarvus Green-Ellis	RB
43	Roderick Rogers	S
45	Rob Ninkovich	LB
46	Paris Lenon	LB
47	Jake Ingram	LS
49	Derrick Burgess	LB
50	Vinny Ciurciu	LB
51	Jerod Mayo	LB
52	Eric Alexander	LB
53	Tyrone McKenzie	LB
58	Pierre Woods	LB
59	Gary Guyton	LB
61	Stephen Neal	G
62 b	Titus Adams	DL
62 w	Rich Ohrnberger	OL
63	Dan Connolly	OL
64	Mark LeVoi	T
65	Wesley Britt	T
66	George Bussey	OL
67	Dan Koppen	C
68	Ryan O'Callaghan	T
69 b	Darryl Richard	DL
69 w	Ryan Wendell	G
70	Logan Mankins	G
72	Matt Light	T
74	Billy Yates	G
75	Vince Wilfork	NT
76 b	Stephen Williams	DL
76 w	Sebastian Vollmer	OL
77	Nick Kaczur	T
80	Alex Smith	TE
81	Randy Moss	WR
83	Wes Welker	WR
84	Benjamin Watson	TE
86	David Thomas	TE
87	Chris Baker	TE
88	Sam Aiken	WR
91	Myron Pryor	DL
92	Ron Brace	DL
93	Richard Seymour	DL
94	Ty Warren	DL
95	Tully Banta-Cain	LB
96	Adalius Thomas	LB
97	Jarvis Green	DL
98	Shawn Crable	LB
99	Mike Wright	DL

RESERVE/MILITARY LIST

#	NAME	POS	HT	WT	BORN	YR	COLLEGE	H.S. HOMETOWN
15	Barnes, Tyree	WR	6-0	196	4/15/1986	R	Navy	Hampton, Va.
44	Kettani, Eric	RB	5-11	235	3/26/1987	R	Navy	Kirtland, Ohio
15	White, Shun	WR	5-8	195	12/9/1985	R	Navy	Memphis, Tenn.

RESERVE/MILITARY LIST

#	NAME	POS
15	Tyree Barnes	WR
44	Eric Kettani	RB
15	Shun White	WR

HEAD COACH: BILL BELICHICK

ASSISTANTS: Josh Boyer, Defensive Backs; Ivan Fears, Running Backs; Pepper Johnson, Defensive Line; Harold Nash, Assistant Strength and Conditioning; Bill O'Brien, Quarterbacks; Scott O'Brien, Special Teams; Chad O'Shea, Receivers; Matt Patricia, Linebackers; Dean Pees, Defensive Coordinator; Dante Scarnecchia, Assistant Head Coach/Offensive Line; Shane Waldron, Tight Ends; Mike Woicik, Strength and Conditioning

b-Blue Practice Jersey w-White Practice Jersey



2009 NUMERICAL ROSTER

August 31, 2009

#	NAME	POS	HT	WT	AGE	YR	COLLEGE	HOW ACQ.
3	Stephen Gostkowski	K	6-1	215	25	4	Memphis	D4b-06
6	Chris Hanson	P	6-2	202	32	11	Marshall	FA(NO)-07
8	Brian Hoyer	QB	6-2	215	23	R	Michigan State	FA-09
10	Terrence Nunn	WR	6-0	195	23	R	Nebraska	FA-09
11	Julian Edelman	WR	6-0	198	23	R	Kent State	D7a-09
12	Tom Brady	QB	6-4	225	32	10	Michigan	D6b-00
13	Joey Galloway	WR	5-11	197	37	15	Ohio State	FA(TB)-09
14	Robert Ortiz	WR	6-1	195	26	1	San Diego State	FA-09
16	Andrew Walter	QB	6-6	230	27	5	Arizona State	FA-09
17	Greg Lewis	WR	6-0	185	29	7	Illinois	TR(PHI)-09
18	Matthew Slater	WR	6-0	200	23	2	UCLA	D5-08
19	Brandon Tate	WR	6-1	195	21	R	North Carolina	D3a-09
21	Fred Taylor	RB	6-1	228	33	12	Florida	FA(JAX)-09
22	Terrence Wheatley	CB	5-9	185	24	2	Colorado	D2-08
23	Leigh Bodden	CB	6-1	193	27	7	Duquesne	FA(DET)-09
24	Jonathan Wilhite	CB	5-11	185	25	2	Auburn	D4-08
25	Pat Chung	S	5-11	212	22	R	Oregon	D2a-09
27	Herana-Daze Jones	DB	5-11	206	27	4	Indiana	FA-09
28	Darius Butler	CB	5-10	185	23	R	Connecticut	D2c-09
29	Shawn Springs	CB	6-0	204	34	13	Ohio State	FA(WAS)-09
30	Brandon McGowan	S	5-11	210	25	5	Maine	UFA(CHI)-09
31	Brandon Meriweather	S	5-11	200	25	3	Miami (Fla.)	D1-07
33	Kevin Faulk	RB	5-8	202	33	11	Louisiana State	D2-99
34	Sammy Morris	RB	6-0	220	32	10	Texas Tech	UFA (MIA)-07
35	Chris Taylor	RB	5-8	224	25	4	Indiana	FA-09
36	James Sanders	S	5-10	210	25	5	Fresno State	D4-05
38	Jamar Love	DB	6-0	191	22	R	Arkansas	FA-09
39	Laurence Maroney	RB	5-11	220	24	4	Minnesota	D1-06
41	Ray Ventrone	S	5-10	200	26	4	Villanova	FA(NYJ)-07
42	BenJarvus Green-Ellis	RB	5-11	215	24	2	Mississippi	FA-08
43	Roderick Rogers	S	6-2	187	24	3	Wisconsin	FA-09
45	Rob Ninkovich	LB	6-2	255	25	4	Purdue	FA-09
46	Paris Lenon	LB	6-2	235	31	8	Richmond	UFA(DET)-09
47	Jake Ingram	LS	6-3	235	23	R	Hawaii	D6a-09
49	Derrick Burgess	LB	6-2	260	30	9	Mississippi	TR(OAK)-09
50	Vinny Ciurciu	LB	6-0	240	29	7	Boston College	FA(MIN)-09
51	Jerod Mayo	LB	6-1	245	23	2	Tennessee	D1-08
52	Eric Alexander	LB	6-2	240	27	5	Louisiana State	FA-04
53	Tyrone McKenzie	LB	6-2	240	23	R	South Florida	D3b-09
58	Pierre Woods	LB	6-5	255	27	4	Michigan	FA-06
59	Gary Guyton	LB	6-3	245	23	2	Georgia Tech	FA-08
61	Stephen Neal	G	6-4	305	32	8	Cal State-Bakersfield	FA-01
62 b	Titus Adams	DL	6-4	305	26	1	Nebraska	FA(CIN)-08
62 w	Rich Ohrnberger	OL	6-2	300	23	R	Penn State	D4-09
63	Dan Connolly	OL	6-4	313	26	4	Southeast Missouri St.	FA(JAX)-08
64	Mark LeVoir	T	6-7	310	27	3	Notre Dame	CW (STL)-08
65	Wesley Britt	T	6-8	320	27	4	Alabama	FA(SD)-05
66	George Bussey	OL	6-3	305	23	R	Louisville	D5-09
67	Dan Koppen	C	6-2	296	29	7	Boston College	D5-03
68	Ryan O'Callaghan	T	6-7	330	26	4	California	D5-06
69 b	Darryl Richard	DL	6-4	295	23	R	Georgia Tech	D7b-09
69 w	Ryan Wendell	G	6-2	285	23	1	Fresno State	FA-08
70	Logan Mankins	G	6-4	310	27	5	Fresno State	D1-05
72	Matt Light	T	6-4	305	31	9	Purdue	D2-01
74	Billy Yates	G	6-2	305	29	6	Texas A&M	FA(MIA)-04
75	Vince Wilfork	NT	6-2	325	27	6	Miami (Fla.)	D1a-04
76 b	Stephen Williams	DL	6-2	300	27	2	Northwest Missouri St.	FA(CAR)-09
76 w	Sebastian Vollmer	OL	6-8	315	25	R	Houston	D2d-09
77	Nick Kaczur	T	6-4	315	30	5	Toledo	D3b-05
80	Alex Smith	TE	6-4	258	27	5	Stanford	TR(TB)-09
81	Randy Moss	WR	6-4	210	32	12	Marshall	TR (OAK)-07
83	Wes Welker	WR	5-9	185	28	6	Texas Tech	TR (MIA)-07
84	Benjamin Watson	TE	6-3	255	28	6	Georgia	D1b-04
86	David Thomas	TE	6-3	248	26	4	Texas	D3-06
87	Chris Baker	TE	6-3	258	29	8	Michigan State	FA(NYJ)-09
88	Sam Aiken	WR	6-2	215	28	7	North Carolina	UFA (BUF)-08
91	Myron Pryor	DL	6-1	310	23	R	Kentucky	D6b-09
92	Ron Brace	DL	6-3	330	22	R	Boston College	D2b-09
93	Richard Seymour	DL	6-6	310	29	9	Georgia	D1-01
94	Ty Warren	DL	6-5	300	28	7	Texas A&M	D1-03
95	Tully Banta-Cain	LB	6-2	250	29	7	California	FA(SF)-09
96	Adalius Thomas	LB	6-2	270	32	10	Southern Mississippi	UFA(BAL)-07
97	Jarvis Green	DL	6-3	285	30	8	Louisiana State	D4b-02
98	Shawn Crable	LB	6-5	243	24	2	Michigan	D3a-08
99	Mike Wright	DL	6-4	295	27	5	Cincinnati	FA-05

RESERVE/MILITARY LIST

#	NAME	POS	HT	WT	AGE	YR	COLLEGE	DATE
15	Tyree Barnes	WR	6-0	196	23	R	Navy	July, 23
44	Eric Kettani	RB	5-11	235	22	R	Navy	July, 23
15	Shun White	WR	5-8	195	23	R	Navy	August, 17

b-Blue Practice Jersey w-White Practice Jersey



2009 POSITIONAL ROSTER

August 31, 2009

DEFENSE (35)								
#	NAME	POS	HT	WT	BORN	YR	COLLEGE	H.S. HOMETOWN
DEFENSIVE LINE (10)								
62 b	Adams, Titus	DL	6-4	305	1/28/1983	1	Nebraska	Omaha, Neb.
92	Brace, Ron	DL	6-3	330	12/18/1986	R	Boston College	Worcester, Mass.
97	Green, Jarvis	DL	6-3	285	1/12/1979	8	Louisiana State	Donaldsonville, La.
91	Pryor, Myron	DL	6-1	310	6/13/1986	R	Kentucky	Louisville, Ky.
69 b	Richard, Darryl	DL	6-4	295	6/17/1986	R	Georgia Tech	Destrehan, La.
93	Seymour, Richard	DL	6-6	310	10/6/1979	9	Georgia	Gadsden, S.C.
94	Warren, Ty	DL	6-5	300	2/6/1981	7	Texas A&M	Bryan, Texas
75	Wilfork, Vince	NT	6-2	325	11/4/1981	6	Miami (Fla.)	Boynton Beach, Fla.
76 b	Williams, Stephen	DL	6-2	300	9/21/1981	2	Northwest Missouri St.	Bolingbrook, Ill.
99	Wright, Mike	DL	6-4	295	3/1/1982	5	Cincinnati	Cincinnati, Ohio
LINEBACKER (12)								
52	Alexander, Eric	LB	6-2	240	2/8/1982	5	Louisiana State	Port Arthur, Texas
95	Banta-Cain, Tully	LB	6-2	250	8/28/1980	7	California	Sunnyvale, Calif.
49	Burgess, Derrick	LB	6-2	260	8/12/1978	9	Mississippi	Greenbelt, Md.
50	Ciurciu, Vinny	LB	6-0	240	5/2/1980	7	Boston College	Paramus, N.J.
98	Crable, Shawn	LB	6-5	243	12/26/1984	2	Michigan	Massillon, Ohio
59	Guyton, Gary	LB	6-3	245	11/14/1985	2	Georgia Tech	Hinesville, Ga.
46	Lenon, Paris	LB	6-2	235	11/26/1977	8	Richmond	Lynchburg, Va.
51	Mayo, Jerod	LB	6-1	245	2/23/1986	2	Tennessee	Hampton, Va.
53	McKenzie, Tyrone	LB	6-2	240	12/11/1985	R	South Florida	Riverview, Fla.
45	Ninkovich, Rob	LB	6-2	255	2/1/1984	4	Purdue	Blue Island, Ill.
96	Thomas, Adalius	LB	6-2	270	8/18/1977	10	Southern Mississippi	Equality, Ala.
58	Woods, Pierre	LB	6-5	255	1/6/1982	4	Michigan	Cleveland, Ohio
DEFENSIVE BACK (13)								
23	Bodden, Leigh	CB	6-1	193	9/24/1981	7	Duquesne	Hyattsville, Md.
28	Butler, Darius	CB	5-10	185	3/18/1986	R	Connecticut	Ft. Lauderdale, Fla.
25	Chung, Pat	S	5-11	212	8/19/1987	R	Oregon	Rancho Cucamonga, Calif.
27	Jones, Herana-Daze	DB	5-11	206	4/15/1982	4	Indiana	Louisville, Ky.
38	Love, Jamar	DB	6-0	191	11/8/1986	R	Arkansas	North Little Rock, Ark.
30	McGowan, Brandon	S	5-11	210	9/26/1983	5	Maine	Jersey City, N.J.
31	Meriweather, Brandon	S	5-11	200	1/14/1984	3	Miami (Fla.)	Apopka, Fla.
43	Rogers, Roderick	S	6-2	187	9/7/1984	3	Wisconsin	Stone Mountain, Ga.
36	Sanders, James	S	5-10	210	11/11/1983	5	Fresno State	Porterville, Calif.
29	Springs, Shawn	CB	6-0	204	3/11/1975	13	Ohio State	Silver Spring, Md.
41	Ventrone, Ray	S	5-10	200	10/21/1982	4	Villanova	Pittsburgh, Pa.
22	Wheatley, Terrence	CB	5-9	185	5/5/1985	2	Colorado	Plano, Texas
24	Wilhite, Jonathan	CB	5-11	185	2/23/1984	2	Auburn	Monroe, La.
OFFENSE (37)								
#	NAME	POS	HT	WT	BORN	YR	COLLEGE	H.S. HOMETOWN
OFFENSIVE LINE (14)								
65	Britt, Wesley	T	6-8	320	11/21/1981	4	Alabama	Cullman, Ala.
66	Bussey, George	OL	6-3	305	10/24/1984	R	Louisville	Louisville, Ky.
63	Connolly, Dan	OL	6-4	313	9/2/1982	4	Southeast Missouri St.	St. Louis, Mo.
77	Kaczur, Nick	T	6-4	315	7/28/1979	5	Toledo	Brantford, Ontario
67	Koppen, Dan	C	6-2	296	9/12/1979	7	Boston College	Whitehall, Pa.
64	LeVoi, Mark	T	6-7	310	7/29/1982	3	Notre Dame	Eden Prairie, Minn.
72	Light, Matt	T	6-4	305	6/23/1978	9	Purdue	Greenville, Ohio
70	Mankins, Logan	G	6-4	310	3/10/1982	5	Fresno State	Catheys Valley, Calif.
61	Neal, Stephen	G	6-4	305	10/9/1976	8	Cal State-Bakersfield	San Diego, Calif.
68	O'Callaghan, Ryan	T	6-7	330	7/19/1983	4	California	Redding, Calif.
62 w	Ohrnberger, Rich	OL	6-2	300	2/14/1986	R	Penn State	East Meadow, N.Y.
76 w	Vollmer, Sebastian	OL	6-8	315	7/10/1984	R	Houston	Kaarst, Germany
69 w	Wendell, Ryan	G	6-2	285	3/4/1986	1	Fresno State	Diamond Bar, Calif.
74	Yates, Billy	G	6-2	305	4/15/1980	6	Texas A&M	Fort Worth, Texas
QUARTERBACK (3)								
12	Brady, Tom	QB	6-4	225	8/3/1977	10	Michigan	San Mateo, Calif.
8	Hoyer, Brian	QB	6-2	215	10/13/1985	R	Michigan State	North Olmstead, Ohio
16	Walter, Andrew	QB	6-6	230	5/11/1982	5	Arizona State	Gran Junction, Co.
WIDE RECEIVER (10)								
88	Aiken, Sam	WR	6-2	215	12/14/1980	7	North Carolina	Kenansville, N.C.
11	Edelman, Julian	WR	6-0	198	5/22/1986	R	Kent State	Redwood City, Calif.
13	Galloway, Joey	WR	5-11	197	11/20/1971	15	Ohio State	Bellaire, Ohio
17	Lewis, Greg	WR	6-0	185	2/12/1980	7	Illinois	Matteson, Ill.
81	Moss, Randy	WR	6-4	210	2/13/1977	12	Marshall	Rand, W. Va.
10	Nunn, Terrence	WR	6-0	195	7/25/1986	R	Nebraska	Houston, Texas
14	Ortiz, Robert	WR	6-1	195	5/30/1983	1	San Diego State	San Diego, Calif.
18	Slater, Matthew	WR	6-0	200	9/9/1985	2	UCLA	Anaheim, Calif.
19	Tate, Brandon	WR	6-1	195	10/5/1987	R	North Carolina	Burlington, N.C.
83	Welker, Wes	WR	5-9	185	5/1/1981	6	Texas Tech	Oklahoma City, Okla.
RUNNING BACK (6)								
33	Faulk, Kevin	RB	5-8	202	6/5/1976	11	Louisiana State	Carencro, La.
42	Green-Ellis, BenJarvus	RB	5-11	215	7/2/1985	2	Mississippi	New Orleans, La.
39	Maroney, Laurence	RB	5-11	220	2/5/1985	4	Minnesota	St. Louis, Mo.
34	Morris, Sammy	RB	6-0	220	3/23/1977	10	Texas Tech	San Antonio, Texas
35	Taylor, Chris	RB	6-0	224	11/7/1983	4	Indiana	Memphis, Tenn.
21	Taylor, Fred	RB	6-1	228	1/27/1976	12	Florida	Belle Glade, Fla.
TIGHT END (4)								
87	Baker, Chris	TE	6-3	258	11/18/1979	8	Michigan State	St. Albans, N.Y.
80	Smith, Alex	TE	6-4	258	5/22/1982	5	Stanford	Denver, Colo.
86	Thomas, David	TE	6-3	248	7/5/1983	4	Texas	Wolfforth, Texas
84	Watson, Benjamin	TE	6-3	255	12/18/1980	6	Georgia	Rock Hill, S.C.
SPECIALISTS (3)								
#	NAME	POS	HT	WT	BORN	YR	COLLEGE	H.S. HOMETOWN
SPECIALISTS (3)								
3	Gostkowski, Stephen	K	6-1	215	1/28/1984	4	Memphis	Madison, Miss.
6	Hanson, Chris	P	6-2	202	10/25/1976	11	Marshall	Sharpsburg, Ga.
47	Ingram, Jake	LS	6-3	235	10/23/1985	R	Hawaii	Milliani, Hawaii
RESERVE/MILITARY (3)								
#	NAME	POS	HT	WT	BORN	YR	COLLEGE	H.S. HOMETOWN
RESERVE/MILITARY (2)								
15	Barnes, Tyree	WR	6-0	196	4/15/1986	R	Navy	Hampton, Va.
44	Kettani, Eric	RB	5-11	235	3/26/1987	R	Navy	Kirtland, Ohio
15	White, Shun	WR	5-8	195	12/9/1985	R	Navy	Memphis, Tenn.

b-Blue Practice Jersey w-White Practice Jersey



HOW THE PATRIOTS WERE BUILT

UPDATED: August 31, 2009

<u>YEAR</u>	<u>DRAFTEES (34)</u>	<u>VETERAN FREE AGENTS (22)</u>	<u>WAIVERS (1) / TRADES (5)</u>	<u>ROOKIE AND FIRST-YEAR FREE AGENTS (13)</u>
1999	Kevin Faulk (2)			
2000	Tom Brady (6b)			
2001	Richard Seymour (1) Matt Light (2)			Stephen Neal (fa)
2002	Jarvis Green (4b)			
2003	Ty Warren (1) Dan Koppen (5)			
2004	Vince Wilfork (1a) Benjamin Watson (1b)	Billy Yates (fa)(MIA)		Eric Alexander (fa)
2005	Logan Mankins (1) Nick Kaczur (3b) James Sanders (4)			Wesley Britt (5)(SD) Mike Wright (fa)
2006	Laurence Maroney (1) David Thomas (3) Stephen Gostkowski (4b) Ryan O'Callaghan (5)			Pierre Woods (fa)
2007	Brandon Meriweather (1)	Chris Hanson (fa)(NO) Sammy Morris (5)(MIA) Adalius Thomas (6)(BAL) Ray Ventrone (fa)(NYJ)	Randy Moss (1)(tr-OAK) Wes Welker (fa)(tr-MIA)	
2008	Jerod Mayo (1) Terrence Wheatley (2) Shawn Crable (3a) Jonathan Wilhite (4) Matthew Slater (5)	Sam Aiken (4)(BUF) Dan Connolly (fa)(JAX)	Mark LeVoir (fa)(cw-STL)	Titus Adams (7)(CIN) BenJarvus Green-Ellis (fa) Gary Guyton (fa) Ryan Wendell (fa)
2009	Pat Chung (2a) Ron Brace (2b) Darius Butler (2c) Sebastian Vollmer (2d) Brandon Tate (3a) Tyrone McKenzie (3b) Rich Ohrnberger (4) George Bussey (5) Jake Ingram (6a) Myron Pryor (6b) Julian Edelman (7a) Darryl Richard (7b)	Chris Baker (3)(NYJ) Tully Banta-Cain (7)(SF) Leigh Bodden (fa)(DET) Vinny Ciurciu (fa)(MIN) Joey Galloway (1)(TB) Herana-Daze Jones (fa) Paris Lenon (fa)(DET) Brandon McGowan (fa)(CHI) Rob Ninkovich (fa) Roderick Rogers (fa) Shawn Springs (1)(WAS) Chris Taylor (fa) Fred Taylor (1)(JAX) Andrew Walter (fa) Stephen Williams (fa)(CAR)	Derrick Burgess (3) (tr-OAK) Greg Lewis (fa)(tr-PHI) Alex Smith (3)(tr-TB) RESERVE/MILITARY (3) Tyree Barnes (fa) Eric Kettani (fa) Shun White (fa)	Brian Hoyer (fa) Jamar Love (fa) Terrence Nunn (fa) Robert Ortiz (fa)

NOTE: Team in parenthesis is the player's prior team
 (#) – indicates round drafted
 (fa) – indicates non-drafted free agents



2009 TRANSACTIONS

UPDATED: August 31, 2009

JANUARY, 2009

1/27/2009 Reese, Floyd Hired as Senior Football Advisor

FEBRUARY, 2009

2/3/2009 Boyer, Josh Named Defensive Backs Coach
 2/3/2009 O'Brien, Bill Named Quarterbacks Coach
 2/3/2009 O'Brien, Scott Hired as Special Teams Coach
 2/5/2009 Cassel, Matt Designated Franchise Player
 2/12/2009 Ossenfort, Monti Named National Scout
 2/12/2009 Robinson, Jon Named Director of College Scouting
 2/12/2009 Waldron, Shane Named Tight Ends Coach
 2/17/2009 Washington, Kelley Released
 2/17/2009 Yates, Billy Released
 2/18/2009 Banta-Gain, Tully Signed as Veteran Free Agent (SF)
 2/18/2009 Listorti, Brad Signed as First-Year Free Agent (NYJ)
 2/20/2009 Yates, Billy Re-Signed
 2/25/2009 Licht, Jason Hired as Director of Pro Personnel
 2/25/2009 O'Shea, Chad Hired as Receivers Coach
 2/27/2009 Taylor, Fred Signed as Veteran Free Agent (JAX)
 2/27/2009 Robertson, Darrell Released
 2/28/2009 Cassel, Matt Traded to Kansas City
 2/28/2009 Vrabel, Mike Traded to Kansas City

MARCH, 2009

3/2/2009 Baker, Chris Signed as Veteran Free Agent (NYJ)
 3/2/2009 Hochstein, Russ Re-Signed
 3/5/2009 Alexander, Eric Re-Signed
 3/5/2009 Hanson, Chris Re-Signed
 3/5/2009 Lewis, Greg Acquired Via Trade (PHI)
 3/5/2009 Sanders, James Re-Signed
 3/10/2009 Hodel, Nathan Signed as Veteran Free Agent (ARZ)
 3/11/2009 Bodden, Leigh Signed as Veteran Free Agent (DET)
 3/11/2009 Springs, Shawn Signed as Veteran Free Agent (WAS)
 3/16/2009 Johnson, Al Signed as Veteran Free Agent (MIA)
 3/16/2009 Britt, Wesley Re-Signed
 3/16/2009 Ventrone, Ray Re-Signed
 3/16/2009 Williams, Tank Re-Signed
 3/16/2009 Wright, Mike Re-Signed
 3/19/2009 Galloway, Joey Signed as Veteran Free Agent (TB)
 3/23/2009 Duckett, Damane Signed as Veteran Free Agent (SF)

APRIL, 2009

4/21/2009 Woods, Pierre Re-Signed
 4/23/2009 Smith, Kenny Re-Signed
 4/25/2009 Chung, Patrick Drafted
 4/25/2009 Brace, Ron Drafted
 4/25/2009 Butler, Darius Drafted
 4/25/2009 Vollmer, Sebastian Drafted
 4/26/2009 Tate, Brandon Drafted
 4/26/2009 McKenzie, Tyrone Drafted
 4/26/2009 Ohrnberger, Rich Drafted
 4/26/2009 Bussey, George Drafted
 4/26/2009 Ingram, Jake Drafted
 4/26/2009 Pryor, Myron Drafted
 4/26/2009 Edelman, Julian Drafted
 4/26/2009 Richard, Darryl Drafted
 4/26/2009 Hobbs, Ellis Traded to Philadelphia
 4/29/2009 Rued, Bo Released
 4/30/2009 Smith, Alex Acquired Via Trade (TB)
 4/30/2009 Appleby, Antonio Signed as Rookie Free Agent
 4/30/2009 Hoyer, Brian Signed as Rookie Free Agent
 4/30/2009 Love, Jamar Signed as Rookie Free Agent
 4/30/2009 McClinton, Marcus Signed as Rookie Free Agent
 4/30/2009 Porter, Jermall Signed as Rookie Free Agent

MAY, 2009

5/4/2009 Curciu, Vinny Signed as Veteran Free Agent (MIN)
 5/4/2009 Williams, Stephen Signed as Veteran Free Agent (CAR)
 5/4/2009 Cuff, Omar Signed as First-Year Free Agent (TB)
 5/4/2009 Ortiz, Robert Re-Signed as First-Year Free Agent
 5/4/2009 Barnes, Tyree Signed as Rookie Free Agent
 5/4/2009 Kettani, Eric Signed as Rookie Free Agent
 5/4/2009 Perez, Aaron Signed as Rookie Free Agent
 5/4/2009 White, Shun Signed as Rookie Free Agent
 5/5/2009 McGowan, Brandon Signed as Unrestricted Free Agent (CHI)
 5/5/2009 Malone, Tom Released
 5/11/2009 Numi, Terrence Signed as Rookie Free Agent
 5/26/2009 Duckett, Damane Released
 5/26/2009 Listorti, Brad Released
 5/27/2009 Lenon, Paris Signed as Unrestricted Free Agent (DET)
 5/29/2009 Perez, Aaron Released

JUNE, 2009

6/1/2009 Malone, Tom Re-signed
 6/4/2009 Pass, Patrick Signed as a Veteran Free Agent (NYG)
 6/4/2009 Smith, Kenny Released
 6/4/2009 Craig, Angelo Released
 6/4/2009 Cuff, Omar Released
 6/4/2009 McClinton, Marcus Released
 6/11/2009 Pass, Patrick Released
 6/16/2009 Ohrnberger, Rich Signed/Draft Choice
 6/16/2009 Appleby, Antonio Released

JULY, 2009

7/13/2009 Butler, Darius Signed/Draft Choice
 7/16/2009 Richard, Darryl Signed/Draft Choice
 7/23/2009 Brace, Ron Signed/Draft Choice
 7/23/2009 Vollmer, Sebastian Signed/Draft Choice
 7/23/2009 Tate, Brandon Signed/Draft Choice
 7/23/2009 Bussey, George Signed/Draft Choice
 7/23/2009 Pryor, Myron Signed/Draft Choice
 7/23/2009 Edelman, Julian Signed/Draft Choice
 7/23/2009 Ortiz, Robert Released
 7/23/2009 Barnes, Tyree Placed on Reserve/Military
 7/23/2009 Kettani, Eric Placed on Reserve/Military
 7/27/2009 Chung, Pat Signed/Draft Choice
 7/27/2009 Spann, Antwain Released
 7/28/2009 Jones, Herana-Daze Signed
 7/28/2009 Porter, Jermall Released
 7/29/2009 Ingram, Jake Signed/Draft Choice
 7/29/2009 Love, Jamar Released

August, 2009

8/1/2009 Malone, Tom Released
 8/2/2009 Love, Jamar Signed
 8/2/2009 Ninkovich, Rob Signed
 8/2/2009 Redd, Vince Released
 8/3/2009 Walter, Andrew Signed
 8/3/2009 Gutierrez, Matt Released
 8/6/2009 Burgess, Derrick Acquired Via Trade (OAK)
 8/6/2009 Johnson, Al Released
 8/17/2009 Taylor, Chris Signed
 8/17/2009 Smith, Le Kevin Traded to Denver for undisclosed draft pick
 8/17/2009 White, Shun Placed on Reserve/Military
 8/18/2009 Rogers, Roderick Signed
 8/19/2009 Richardson, Mike Released
 8/23/2009 DeVree, Tyson Released
 8/25/2009 Hochstein, Russ Traded to Denver for undisclosed draft pick
 8/25/2009 McKenzie, Tyrone Signed/Draft Choice
 8/25/2009 Williams, Tank Released
 8/26/2009 Ortiz, Robert Signed
 8/31/2009 Bruschi, Teddy Announced his Retirement
 8/31/2009 Hodel, Nathan Released
 8/31/2009 O'Connell, Kevin Released



UNOFFICIAL DEPTH CHART

Unofficial depth chart compiled by Patriots media relations, Aug. 31, 2009

OFFENSE

WR: 83 Wes Welker	17 Greg Lewis	88 Sam Aiken	18 Matthew Slater 14 Robert Ortiz
LT: 72 Matt Light	65 Wesley Britt		
LG: 70 Logan Mankins	63 Dan Connolly	<u>66 George Bussey</u>	
C: 67 Dan Koppen	69 Ryan Wendell		
RG: 61 Stephen Neal	74 Billy Yates	<u>62 Rich Ohrnberger</u>	
RT: 77 Nick Kaczur	64 Mark LeVoi	<u>76 Sebastian Vollmer</u>	68 Ryan O'Callaghan
TE 84 Benjamin Watson	87 Chris Baker	86 David Thomas	80 Alex Smith
WR: 81 Randy Moss	13 Joey Galloway	<u>11 Julian Edelman</u>	<u>10 Terrence Nunn</u> <u>19 Brandon Tate</u>
QB: 12 Tom Brady	16 Andrew Walter	<u>8 Brian Hoyer</u>	
RB: 34 Sammy Morris	33 Kevin Faulk	21 Fred Taylor 35 Chris Taylor	39 Laurence Maroney 42 BenJarvus Green-Ellis

DEFENSE

LE: 94 Ty Warren	76 Stephen Williams		
NT: 75 Vince Wilfork	99 Mike Wright	<u>92 Ron Brace</u>	62 Titus Adams <u>69 Darryl Richard</u>
RE: 93 Richard Seymour	97 Jarvis Green	<u>91 Myron Pryor</u>	
OLB 58 Pierre Woods	95 Tully Banta-Cain	45 Rob Ninkovich	
ILB: 51 Jerod Mayo	52 Eric Alexander	46 Paris Lenon	
ILB: 59 Gary Guyton	50 Vinny Ciurciu		
OLB 96 Adalius Thomas	49 Derrick Burgess	98 Shawn Crable	<u>53 Tyrone McKenzie</u>
LCB: 29 Shawn Springs	22 Terrence Wheatley	<u>28 Darius Butler</u>	
RCB 23 Leigh Bodden	24 Jonathan Wilhite	27 Herana-Daze Jones	
SS: 31 Brandon Meriweather	<u>25 Pat Chung</u>	<u>38 Jamar Love</u>	
FS: 36 James Sanders	30 Brandon McGowan	41 Ray Ventrone	43 Roderick Rogers

SPECIAL TEAMS

K: 3 Stephen Gostkowski	6 Chris Hanson		
P: 6 Chris Hanson	3 Stephen Gostkowski		
H: 6 Chris Hanson	5 Kevin O'Connell		
PR: 83 Wes Welker	33 Kevin Faulk	22 Terrence Wheatley	
KR: 18 Matthew Slater	39 Laurence Maroney	<u>28 Darius Butler</u>	
LS: <u>47 Jake Ingram</u>			

PRONUNCIATION GUIDE

Leigh Bodden

Vinny Ciurciu

Stephen Gostkowski

Herana-Daze Jones

Nick Kaczur

BOD-in

CHURCH-you

gust-OW-ski

Hernandez

KĀ-zur

Dan Koppen

Mark LeVoir

Jerod Mayo

Adaluis Thomas

COPE-en

lev-WAH

je-ROD

ah-DAY-lus