



PATRIOTS CLOSE THE REGULAR SEASON AT HOME AGAINST MIAMI

MEDIA SCHEDULE

WEDNESDAY, DECEMBER 29

10:00-10:40	Media Check-In
10:30-10:45	Bill Belichick Press Conference
2:10-2:20	Chad Henne Conference Call
2:30-2:45	Tony Sparano Conference Call
Approx. 2:30	Local Media Access to Practice
4:15-5:00	Open Locker Room

THURSDAY, DECEMBER 30

10:15-11:30	Media Check-In
11:15-12:00	Open Locker Room
Approx. 1:05	Local Media Access to Practice

FRIDAY, DECEMBER 31

10:00-10:45	Media Check-In
10:30-11:15	Open Locker Room
10:30-10:40	Tom Brady Availability
11:15-11:25	Bill Belichick Press Conference
Approx. 11:30	Local Media Access to Practice

2010 PATRIOTS SCHEDULE

REGULAR SEASON (13-2)

Sun., Sept. 12	Cincinnati	W	38-24
Sun., Sept. 19 at	N.Y. Jets	L	14-28
Sun., Sept. 26	Buffalo	W	38-30
Mon., Oct. 4 at	Miami	W	41-14
Sun., Oct. 10	BYE WEEK		
Sun., Oct. 17	Baltimore	W ot	23-20
Sun., Oct. 24 at	San Diego	W	23-20
Sun., Oct. 31	Minnesota	W	28-18
Sun., Nov. 7 at	Cleveland	L	14-34
Sun., Nov. 14 at	Pittsburgh	W	39-26
Sun., Nov. 21	Indianapolis	W	31-28
Thur., Nov. 25 at	Detroit	W	45-24
Mon., Dec. 6	N.Y. Jets	W	45-3
Sun., Dec. 12 at	Chicago	W	36-7
Sun., Dec. 19	Green Bay	W	31-27
Sun., Dec. 26 at	Buffalo	W	34-3
Sun., Jan. 2	Miami	1:00	CBS*

AFC EAST STANDINGS

Team	W	L	T	Pct.	PF	PA
NEW ENGLAND	13	2	0	.867	480	306
New York Jets	10	5	0	.667	329	297
Miami Dolphins	7	8	0	.467	266	295
Buffalo Bills	4	11	0	.267	276	387

PATRIOTS MEDIA WEBSITE

The Patriots' media-only website, located at <http://media.patriots.com>, will be updated for registered users with all the latest media information, schedules, rosters and press releases. The media site will also serve as the team's primary credentialing system again in 2010.

PATRIOTS 2010 MEDIA GUIDE

The Patriots 2010 Media Guide will be online and updated throughout the season. Media can access the media guide at www.patriots.com.

NEW ENGLAND PATRIOTS (13-2) vs. MIAMI DOLPHINS (7-8)

Sun., Jan. 2, 2011 ★ Gillette Stadium (68,756) ★ 1:00 p.m. EST

The New England Patriots will close out the 2010 regular-season at home against AFC East rival Miami. The Patriots beat Miami, 41-14, in the first meeting of the annual series on Monday Night Football on Oct. 4. The Patriots became the first team in NFL history to score a touchdown five different ways in the same game in the victory over the Dolphins. The Patriots scored a rushing touchdown, a receiving touchdown, had a kickoff returned for a touchdown, blocked a field goal that was returned for a touchdown and returned an interception for a touchdown.

BROADCAST INFORMATION

TELEVISION: This week's game will be broadcast to a regional audience by CBS and can be seen in Boston on **WBZ-TV Channel 4**. **Bill Macatee** will handle play-by-play duties with **Rich Gannon** providing color. The game will be produced by **Bob Dekes** and directed by **Andy Goldberg**.

LOCAL RADIO: 98.5 FM, The Sports Hub, is the flagship station for the **Patriots Radio Network**. A complete listing of the network's 36 stations can be found in this press release. Play-by-play broadcaster **Gil Santos** is in his 34th season as the voice of the Patriots and will call the action along with Patriots Hall of Famer **Gino Cappelletti**. Santos and Cappelletti are celebrating their 27th season as a broadcasting tandem.

PATRIOTS CLINCH PLAYOFF BERTH FOR 12th TIME IN KRAFT'S 17 YEARS OF OWNERSHIP

New England has qualified for the playoffs 18 times in its 51-year history. The Patriots have earned 12 playoff berths in the 17 seasons since Robert Kraft purchased the team in 1994, a dramatic contrast to the six total playoff berths that the team earned in its first 34 years of existence. New England has won 13 division crowns and has qualified as a Wild Card team on four occasions (1998, 1994, 1985 and 1976). The Patriots also qualified for the playoffs in 1982 as part of a 16-team tournament following a players' strike.

PATRIOTS ARE GOOD AT HOME

The Patriots head into the final week of the season with a 7-0 home record in 2010. The Patriots will look to finish undefeated at home for the second straight year and the fifth time in their history. The Patriots were undefeated at home in 2003, 2004, 2007 and 2009.

PATRIOTS CAPTURE AFC EAST TITLE

The Patriots won the AFC East Championship with the victory over Buffalo and earned home-field advantage throughout the playoffs. It is the third time in franchise history that the Patriots have earned home-field advantage (2007 and 2003).

PATRIOTS PLAYOFF SEASONS (18)

Year	How Qualified	Seed	Record	Result
2010	Division Champions	1	??	??
2009	Division Champions	3	0-1	AFC Wild Card Round
2007	Division Champions	1	2-1	AFC Champions
2006	Division Champions	4	2-1	AFC Finalist
2005	Division Champions	4	1-1	AFC Divisional Round
2004	Division Champions	2	3-0	Super Bowl Champions
2003	Division Champions	1	3-0	Super Bowl Champions
2001	Division Champions	2	3-0	Super Bowl Champions
1998	Wild Card	6	0-1	Wild Card Round
1997	Division Champions	3	1-1	AFC Divisional Round
1996	Division Champions	2	2-1	AFC Champions
1994	Wild Card	5	0-1	Wild Card Round
1986	Division Champions	3	0-1	AFC Divisional Round
1985	Wild Card	5	3-1	AFC Champions
1982*	16-Team Format	7	0-1	First Round
1978	Division Champions	2	0-1	AFC Divisional Round
1976	Wild Card	4	0-1	Wild Card Round
1963	Division Champions	--	1-1	AFL Finalists

*-Strike Year



PATRIOTS VS. DOLPHINS

SERIES HISTORY

The New England Patriots and Miami Dolphins will square off for the 91st time, including three playoff games, in their 45th year as division foes. The Dolphins and Patriots began playing twice a year during the regular season in 1967.

The Patriots have won 11 of the last 16 games against Miami. The teams have split the annual series in each of the last two seasons and five of the last six seasons. In the first meetings of the 2010 season, the Patriots beat Miami 41-14 on Monday Night Football on Oct. 4 at Sun Life Stadium. The Patriots will attempt to earn their seventh series sweep and first since the 2007 season.

Last year, the Patriots beat Miami 27-17 (11/08/09) at Gillette Stadium before losing the rematch, 22-21 (12/06/09) in Miami.

The Patriots have had the upper hand at home against Miami, as they hold a 26-17 record in games played in Boston in the regular-season, including a 6-2 record at Gillette Stadium. The Patriots are 12-33 all-time in Miami.

The two have played three times in the postseason with New England holding a 2-1 advantage.

SERIES TRENDS

Miami 50, New England 40

(Including New England 2, Miami 1 in Playoffs)

*-A Miami home game was played in Tampa in 1969

Record in New England..... 27-17 (Incl. 1-0 in playoffs)

Record in Foxborough25-15 (1-0)

Record in Boston.....2-2

Record in Miami 12-33 (Incl. 1-1 in playoffs)

Record at Dolphins / Pro Player / Joe Robbie/ Sun Life.....9-15

Record at Orange Bowl.....3-18 (1-1)

Record in Tampa* 1-0

Seasonal Sweeps Patriots 6, Dolphins 13

Seasonal Splits..... 23 (Most recent 2009)

Bill Belichick vs. Miami12-11 (12-9 with New England)

Tony Sparano vs. New England2-3

PATRIOTS-DOLPHINS QUICK HITS

- Since Bill Belichick became Patriots head coach in 2000, New England is 12-9 (.571) against the Miami Dolphins. Since 2001, the Patriots are 47-14 (.767) against AFC East opponents. Half of those losses (7) have come to Miami. The Patriots are 12-7 against the Dolphins over that span and are 14-6 against the New York Jets and 19-1 against the Buffalo Bills in that time.
- The Patriots have not been swept in their season series with a divisional opponent since 2000, when they lost both games to Miami and also to the New York Jets.
- In seven career games against the Dolphins, Wes Welker has caught 55 passes for 683 yards and two touchdowns, averaging 7.8 catches and 98 receiving yards per game against his former club. Those averages are the best against any team Welker has faced more than once in his career. He also has three 100-yard games against Miami with a 138-yard game at Miami (10/21/07), a 120-yard game at Miami (11/23/08) and a 10-catch 169-yard game last season at Miami (12/06/09). In the first meeting on Oct. 4, Welker caught 8 passes for 70 yards.



PASSING PERFORMANCES

Tom Brady is scheduled to start at quarterback against Miami for the 18th time and has recorded a 11-6 record in his previous 17 starts against the Dolphins. Brady is 42-11 in his career as a starter in the regular-season against AFC East opponents, with six of the 11 losses coming to the Dolphins. One of those losses was in the final game of the 2005 season when Brady was pulled after the first quarter.

Tom Brady vs. Miami Dolphins (11-6)

Date	H/A	A	C	Yd	%	TD	I	Rating	W/L	Score
10/07/01	A	24	12	86	.500	0	0	58.7	L	10-30
12/22/01	H	19	11	108	.579	1	0	91.6	W	20-13
10/06/02	A	31	17	240	.548	2	2	74.7	L	13-26
12/29/02	H	44	25	221	.568	1	1	68.5	W	27-24
10/19/03	A	34	24	283	.706	2	0	115.2	W	19-13
12/07/03	H	31	16	163	.516	0	0	67.0	W	12-0
10/10/04	H	19	7	76	.368	2	1	62.6	W	24-10
12/20/04	A	29	18	171	.621	3	4	73.3	L	28-29
11/13/05	A	36	21	275	.583	2	2	77.9	W	23-16
01/01/06*	H	8	3	37	.375	1	1	52.6	L	26-28
10/08/06	H	29	16	140	.552	2	0	91.2	W	20-10
12/10/06	A	25	12	78	.480	0	0	55.1	L	0-21
10/21/07	A	25	21	354	.840	6	0	158.3	W	49-28
12/23/07	H	33	18	215	.545	3	2	79.7	W	28-7
11/08/09	H	37	25	332	.676	1	1	93.5	W	27-17
12/06/09	A	29	19	352	.655	2	2	101.5	L	21-22
10/04/10	A	24	19	153	.792	1	0	107.1	W	41-14
Totals		477	284	3284	.595	29	16	86.7		11-6

*-Played only the first quarter

TALE OF THE TAPE

2010 Regular Season	New England	Miami
Record	13-2	7-8
Divisional Standings	1st	3rd
Total Yards Gained	5,318	4,920
Total Offense (Rank)	354.5 (11)	328.0 (21)
Rush Offense	119.5 (12)	106.6 (20)
Pass Offense	235.1 (12)	221.4 (15)
Points Per Game	32.0 (1)	17.7 (29)
Total Yards Allowed	5,614	4,447
Total Defense	374.3 (27)	296.5 (3)
Rush Defense	112.3 (16)	94.7 (6)
Pass Defense	262.0 (30)	201.8 (7)
Points Allowed/Game	20.4 (13)	19.7 (9t)
Possession Avg.	28:32	31:10
Sacks Allowed/Yards Lost	25/175	33/194
Sacks Made/Yards	30/178	39/225
Passing TD/Int (off.)	34/5	16/20
Passing TD/Int (def.)	24/24	19/11
Total Touchdowns	60	25
Penalties Against/Yards	78/694	67/555
Punts/Avg.	56/43.0	67/46.0
Field Goals Made/Att.	21/24	30/40
Takeaway/Giveaway Ratio	+27 (1)	-11 (29)

BRADY AGAINST THE AFC EAST

As a starter against the AFC East, Tom Brady owns a 43-11 (.796) record. He is 17-1 against Buffalo, 13-4 against the New York Jets, 11-6 against Miami and was 2-0 against Indianapolis when they were in the AFC East (2001 season).

FIRST 2010 MEETING:

PATRIOTS 41, MIAMI 14

October 4, 2010 ★ Sun Life Stadium

	1	2	3	4	Final
New England Patriots	0	6	21	14	41
Miami Dolphins	7	0	7	0	14

Safety Patrick Chung blocked two kicks and returned an interception for a touchdown, and New England scored two times on special teams to help the Patriots to a 41-14 victory in a Monday Night Football game against AFC East Divisional rival Miami at Sun Life Stadium.

Chung blocked a punt in the third quarter to set up a touchdown and then blocked a field goal in the fourth quarter that was returned 35 yards for a touchdown by CB Kyle



PATRIOTS VS. DOLPHINS

FIRST 2010 MEETING (continued)

Arrington. Chung capped off his big day with an interception that he returned 51 yards for a touchdown later in the fourth quarter.

QB Tom Brady became the 11th NFL quarterback to register 100 wins as a starter. Brady reached the milestone in the fewest number of starts (131) among quarterbacks who began their careers in the Super Bowl era.

New England trailed 7-6 at halftime, but quickly took control in the second half. WR Brandon Tate returned the second half kickoff 103 yards for a touchdown, the second time in 2010 that he took the second half kickoff for a score. Two minutes later, the Patriots added to their lead after Chung blocked a punt to help set up a touchdown. After the Patriots' defense held Miami on three straight plays, Chung blocked a punt that was recovered by LB Brandon Spikes at the Miami 15-yard line. Two plays later, RB BenJarvus Green-Ellis scored on a 12-yard run for a 20-7 lead.

After Miami closed the gap to 20-14 with a 28-yard touchdown pass to RB Ricky Williams, Brady put together a 12-play, 78-yard drive that resulted in an 11-yard touchdown pass to RB Danny Woodhead for a 27-14 lead heading into the final quarter.

Early in the fourth quarter Miami lined up for a 53-yard field goal, but Chung blocked the kick and Arrington scooped up the loose football and ran 35 yards for a touchdown and a 24-14 New England lead. Midway through the final quarter, Chung intercepted a QB Chad Henne pass intended for WR Brandon Marshall and ran 51 yards for a touchdown and a 41-14 lead.

Another big contributor to the win was LB Ron Ninkovich, who had his first two NFL interceptions after picking off Henne in the first quarter and the second quarter inside New England territory.

The Patriots became the first team in NFL history to score a touchdown five different ways in a single game with a rushing touchdown, a receiving touchdown, a kickoff returned for a touchdown, a blocked field goal returned for a touchdown and an interception returned for a touchdown.

CONNECTIONS

NEW ENGLAND TIES

- Miami Dolphins Head Coach **Tony Sparano** was raised in West Haven, Conn. and was a four-year letterman at the University of New Haven. Sparano later became the offensive line coach/recruiting coordinator at the University of New Haven from 1984-87 and its head coach from 1994-98. Sparano was also the offensive line coach/recruiting coordinator/academic liaison at Boston University from 1988-89 and BU's offensive coordinator from 1990-93.
- Miami Offensive Coordinator **Dan Henning** was the head coach at Boston College from 1994-96.

FORMER TEAMMATES

- New England Patriots **RB Fred Taylor** and **OL Dan Connolly** were members of the Jacksonville Jaguars with Dolphins **DE Tony McDaniel** in 2006.
- Dolphins **QB Tyler Thigpen**, **CB Benny Sapp** and Patriots **S Jarrad Page** played for the Kansas City Chiefs in 2007.

FORMER DOLPHINS

- Patriots **WR Wes Welker** and **RB Sammy Morris** played for the Miami Dolphins from 2004-06, as did **LB Rob Ninkovich** in 2007.

FORMER PATRIOTS

- Miami Consultant **Bill Parcells** served as Head Coach of the New England Patriots from 1993-96.
- Miami Director of College Scouting **Chris Grier** is a native of Holliston, Mass., and son of former Patriots' Vice President Bobby Grier.

FORMER COLLEGE TEAMMATES

- Patriots **LB Jerod Mayo** and Dolphins **CB Jason Allen** and **DT Tony McDaniel** were teammates at Tennessee in 2005.

CONNECTIONS (continued)

- Patriots backup **QB Brian Hoyer** and Dolphins **P Brandon Fields** were Spartans together at Michigan St. from 2005-06.
- Patriots **P Zoltan Mesko** and Dolphins quarterback **Chad Henne** and **OL Jake Long** sported the navy blue and maize for Michigan together from 2006-07.
- Patriots **S James Sanders** and Dolphins **S Tyrone Culver** were teammates at Fresno State from 2002-04.
- Miami rookie **OL John Jerry** and New England **RB BenJarvus Green-Ellis** played together for Ole Miss from 2006-07.
- New England **OL Mark LeVoir** and Miami **TE Anthony Fasano** were teammates at Notre Dame from 2003-05.
- Patriots rookie **TE Rob Gronkowski** and Dolphins **DE Lionel Dotson** lined up across from each other in practice at Arizona in 2007.

DIVISIONAL DOMINANCE

The New England Patriots own a 47-14 (.770) record in regular season AFC East games since the beginning of the 2001 season, compiling the best intra-division record of any team in the NFL over the last nine seasons. The Patriots are 4-1 so far in 2010 against the AFC East.

NFL'S TOP DIVISIONAL RECORDS SINCE 2001

Team	W	L	T	Pct.
New England Patriots	47	14	0	.770
Indianapolis Colts	44	17	0	.721
Pittsburgh Steelers	45	18	0	.714
Green Bay Packers	41	20	0	.672

AFC EAST DIVISIONAL RECORDS SINCE 2001

Team	W	L	T	Pct.	Div. Titles	Years
New England	47	14	0	.770	8	2001, 03-07, 09-10
New York Jets	30	31	0	.492	1	2002
Miami	26	35	0	.426	1	2008
Buffalo	20	41	0	.328	0	---

NOTES: The Indianapolis Colts were members of the AFC East in 2001 and compiled a 3-5 divisional record that season. In 2002, the Patriots and Jets both finished with a 9-7 overall record and a 4-2 divisional record, but the Jets claimed the division title by virtue of having a better record against common opponents. In 2008, the Patriots and Dolphins both finished with an 11-5 overall record and a 4-2 divisional record.

NFL'S TOP DECEMBER RECORD SINCE 2001

The Patriots have an NFL-best 37-5 record in the month of December since the 2001 season, including a 4-0 record in 2010.

Rk	Team	Record
1	New England Patriots	37-5
2	Philadelphia Eagles	32-10
3	Pittsburgh Steelers	31-13
4	Indianapolis Colts	29-15
5	San Diego Chargers	28-17

TOUGH AT HOME

The Patriots own an overall record of 66-13 (.835) at Gillette Stadium. Since their state-of-the-art facility opened at the beginning of the 2002 season, the Patriots own the NFL's best record at home.

BEST HOME RECORDS SINCE 2002

Team	W	L	T	Pct.
New England	66	13	0	.835
Indianapolis	62	17	0	.785
Baltimore	52	21	0	.712
Pittsburgh	55	22	1	.712
Philadelphia	52	25	0	.675
San Diego	52	25	0	.675
Seattle	50	26	0	.658
Minnesota	48	26	0	.649



LAST WEEK: PATRIOTS-BILLS

PATRIOTS 34, BUFFALO 3

December 26, 2010 ★ Ralph Wilson Stadium

	1	2	3	4	Final
New England Patriots	7	17	7	3	34
Buffalo Bills	3	0	0	0	3

The New England Patriots clinched the AFC East Championship and the AFC's top seed, including home-field advantage throughout the playoffs, with a 34-3 victory over the Buffalo Bills.

Tom Brady threw three touchdowns, including two to rookie TE Rob Gronkowski, and extended his streak of pass attempts without an interception to an NFL-record 319. Brady finished 15 of 27 for 140 yards and had his eighth straight game with two or more scores.

Alge Crumpler scored on a 4-yard pass from Brady, and RB Danny Woodhead scored on a 29-yard touchdown run. K Shayne Graham connected on two field goals as the Patriots won their seventh straight and had their seventh straight game with 30 or more points.

After taking a 3-0 lead, Buffalo's next 11 drives ended with four fumbles, three interceptions and two failed fourth-down attempts. The four fumble recoveries tied a Patriots record, and the seven total turnovers are tied for the third-best in team history.

Later in the first quarter, LB Gary Guyton forced a fumble on a 3-yard sack that was recovered by LB Jerod Mayo at the New England 17-yard line. A 23-yard pass from Brady to Gronkowski helped set up an 8-yard touchdown pass from Brady to Gronkowski for a 14-3 lead in the second quarter. After a 34-yard field goal by Graham put the Patriots in front, 17-3, S Patrick Chung picked off a Buffalo pass and returned it 19 yards to give the Patriots a first down at the Buffalo 27-yard line. Brady connected with Crumpler on a 4-yard touchdown to end that drive and make it 24-3 at the break.

S Jarrad Page ended Buffalo's first drive in the second half when he picked off a pass at the Buffalo 21-yard line. The Patriots converted the turnover into an 8-yard touchdown pass from Brady to Gronkowski to extend their lead to 31-3. Buffalo

Rookie LB Dane Fletcher was credited with two turnovers. He recovered a Buffalo fumble at the Buffalo 34-yard line in the third quarter and then intercepted a Buffalo pass in the end zone in the fourth quarter.

GRONKOWSKI SCORED HIS 8TH AND 9TH TOUCHDOWN OF THE SEASON

Patriots rookie tight end Rob Gronkowski caught his eighth touchdown reception of the season on a 8-yard pass from QB Tom Brady in the second quarter and his ninth touchdown on an 8-yard touchdown pass from Brady in the third quarter. Gronkowski tied WR Jim Colclough and WR Randy Vataha for the Patriots rookie receiving touchdown record of 9 touchdowns. Gronkowski ranks tied for third in total touchdowns among all Patriots rookies. He ranks tied for second in NFL history for touchdowns by a rookie tight end with Junior Miller. Only Mike Ditka (12) had more touchdowns as rookies.

BRADY SETS NFL RECORD FOR MOST CONSECUTIVE ATTEMPTS WITHOUT AN INTERCEPTION

Tom Brady extended his interception-free streak to 319 consecutive pass attempts without an interception, setting an NFL record for the most consecutive pass attempts without an interception. Brady passed Bernie Kosar, who had 308 attempts.

PATRIOTS FINISH 6-2 ON THE ROAD

With the win over Buffalo, the Patriots closed out the 2010 season with a 6-2 road record. Last season, the Patriots were 2-6 on the road.

SERIES SUCCESS

The Patriots extended their win streak to 15 games over the Buffalo Bills. It is the third longest in NFL history against a series opponent.

DANNY WOODHEAD HAS THIRD 20-YARD TOUCHDOWN RUN OF 2010

RB Danny Woodhead scored on a 29-yard touchdown run in the first quarter, marking his third touchdown run of 20 or more yards. He had a career-high 36-yard touchdown run vs. Indianapolis (11/21) and scored his first NFL touchdown on a 22-yard run vs. Buffalo (9/26). It is his fifth rushing touchdown of 2010 and sixth touchdown of 2010 overall.

WOODHEAD SET CAREER-HIGH IN RUSHING YARDS

Woodhead finished with a career-high 93 yards rushing on 13 attempts for a 7.2-yard average. His previous best was 69 yards rushing vs. Indianapolis (11/21).

WOODHEAD SET CAREER-HIGH IN TOTAL OFFENSIVE YARDS

Woodhead set a career-high with 125 yards of total offense (93 rushing and 32 receiving). His previous best was 115 vs. Baltimore (10/17) (63 rushing and 52 receiving) and 115 vs. NY Jets (12/6) (11 rushing and 104 receiving).

PATRIOTS RUSH FOR 200 YARDS IN BOTH GAMES AGAINST BUFFALO

The Patriots finished with 217 yards rushing against Buffalo and have now rushed for over 200 yards in both games against Buffalo in 2010. In the first meeting on Sept. 26, the Patriots gained exactly 200 yards rushing. In 2008 the Patriots had two games with 200 or more rushing yards with 257 vs. Denver (10/20/08) and 277 at Oakland (12/14/08). New England has rushed for 200 or more yards in a game twice or more in a single season 14 times in team history.

THE PATRIOTS FORCE SEVEN TURNOVERS

The seven turnovers are tied for the third most in a game by the Patriots. The Patriots record for most turnovers in a game is 10 at the New York Jets (11/21/76). The Patriots had eight turnovers vs. Houston (11/1/63) and vs. Buffalo (11/7/76) and also had seven vs. NY Jets (9/27/64), vs. Denver (11/6/66) and at LA Rams (12/11/83).

PATRIOTS RECOVER FOUR FUMBLES TO TIE TEAM RECORD

The Patriots recorded four fumbles in the win against Buffalo to tie a team record. It is the third time that the Patriots have recovered four fumbles in a game. The last time the Patriots recovered four fumbles was on Sept. 14, 2003 against Philadelphia. The Patriots also recovered four fumbles on Oct. 20, 1996 against Indianapolis.

GREEN-ELLIS GOES OVER 100 YARDS

RB BenJarvus Green-Ellis registered his third career 100-yard rushing game and the second of the 2010 season when he gained 104 yards rushing against Buffalo. His other 100-yard game in 2010 was 112 yards rushing vs. Minnesota (10/31). His first career 100-yard game was 105 yards vs. Buffalo on Nov. 9, 2008 during his rookie season.

ROOKIE DANE FLETCHER RECORDS FIRST NFL INTERCEPTION

Dane Fletcher recorded his first career interception when he picked off a Buffalo pass in the end zone in the fourth quarter. Fletcher also recovered a fumble in the third quarter.

RYAN WENDELL MAKES FIRST CAREER START

Ryan Wendell made his first NFL start when he lined up at right guard in place of the injured Dan Connolly.

PATRIOTS EXTEND STREAK TO SEVEN STRAIGHT GAMES WITH 30+ POINTS AND NO TURNOVERS

The Patriots have scored at least 30 points without committing a turnover in each of their past seven games to extend their NFL record. No other team in NFL history has had 30+ points and no turnovers in more than three straight games.



INSIDE THE NUMBERS

BY THE NUMBERS

2

The number of kickoff returns that WR Brandon Tate has returned for a touchdown in 2010 after he returned a 97-yard kickoff for a touchdown vs. Cincinnati (9/12) and a 103-yard kickoff for a touchdown at Miami (10/4). Tate is the first Patriots' player to return two kicks for a touchdown in a season since Kevin Faulk returned two for a touchdown in 2002. The Patriots' record for most returns in a single season is three by Raymond Clayborn in 1977.

2

The number of blocked kicks recorded by S Patrick Chung in 2010 after he blocked a punt and a field goal in the Patriots win at Miami (10/4). He is the first NFL player to block a field goal and a punt in the same game since CB Ramon Walker of Houston blocked a field goal and a punt vs. New England on Nov. 23, 2003.

4

The number of interceptions that the Patriots have returned for a touchdown in 2010 after LB Gary Guyton returned an interception 59 yards for a score vs. Cincinnati (9/12), S Patrick Chung returned an int. 51 yards for a score at Miami (10/4), S James Sanders returned an int. 32 yards for a touchdown at Pittsburgh (11/14), and CB Kyle Arrington returned an int. 36 yards for score vs. Green Bay (12/19).

6

The number of interceptions by CB Devin McCourty in 2010. It is the second most interceptions by a rookie in Patriots history to Mike Haynes (8) in 1976.

9

The number of touchdown receptions by rookie TE Rob Gronkowski in 2010, a record for most touchdown catches by a rookie tight end in Patriots history. The only other rookie tight ends in NFL history to have more touchdowns were Mike Ditka (12) and Junior Miller (9).

12

The number of rushing touchdowns in 2010 by BenJarvus Green-Ellis, establishing a career high. His previous best was the five he had as a rookie in 2008. He is the first Patriots player with 10-plus rushing touchdowns since Corey Dillon had 13 in 2006.

32.0

The number of points the Patriots are averaging in 2010, the highest in the NFL. The Patriots have scored 480 points, second in team history to the 589 scored in 2007.

71

The number of yards Dan Connolly gained on a second quarter kickoff return vs. Green Bay (12/19). It is the longest kickoff return by an offensive lineman in NFL history.

72

The number of rushing yards BenJarvus Green-Ellis (928) needs to become the 11th Patriots' player to record a 1,000-yard season.

78

The number of consecutive regular-season games that Welker has caught at least one pass. He has caught at least one pass in all 64 games as a member of the Patriots, including three postseason games.

JEROD MAYO BY THE NUMBERS

186

The number of total tackles by LB Jerod Mayo. That number is the highest since LB Steve Nelson had 207 tackles in 1984.

TOM BRADY NUMBERS

6

The number of times that Brady has finished a season with 25 or more touchdowns. He is the sixth QB in NFL history to have 25 or more touchdown passes in at least six different seasons.

8

The number of times Tom Brady has passed for 3,000 or more yards in a season, a franchise record for most 3,000-yard seasons. He currently has 3,701 passing yards in 2010.

TOM BRADY NUMBERS (continued)

17

The number of times Tom Brady has earned AFC Offensive Player of the Week honors. He earned the award in back-to-back weeks in 2010: at Detroit (11/25) and vs. NY Jets (12/6).

27

The number of consecutive regular season starts that Tom Brady has won at Gillette Stadium, setting an NFL record for most consecutive home wins by a starting quarterback in the regular-season.

34

The number of touchdown passes thrown by Brady in 2010 to lead the NFL. He is one of just the 13 players since the 1970 merger to have at least two 30 touchdown seasons. He had 50 in 2007.

34

The number of regular season 300-yard passing games by Tom Brady, a team record. Brady's seven 300-yard games in 2009 moved him past Drew Bledsoe (26) for the team record.

81

The number of times that Brady has thrown two or more touchdowns in a game. The Patriots are 69-12 when he throws for two or more touchdowns.

110

The number of wins that Brady has as a starting quarterback. He reached the 100-win milestone in the fewest number of starts (131) among all quarterbacks in the modern era.

THE KRAFT ERA

3

The number of Super Bowl championships the Patriots have won since Robert Kraft purchased the team in 1994. That mark is the highest total in the NFL over that span. Only Denver (2; 1997 and 1998) and Pittsburgh (2; 2005 and 2008) have won multiple Super Bowl titles since 1994.

5

The number of conference championships the Patriots have won since Robert Kraft purchased the team in 1994. That mark is the highest total in the NFL over that span. Pittsburgh is second with three conference titles since 1994.

10

The number of division champions won since Kraft purchased the team in 2004.

12

The number of playoff seasons earned by the Patriots in the 17 seasons since Robert Kraft purchased the team.

17

The number of playoff games the Patriots have won since Robert Kraft purchased the team in 1994. That mark is the highest total in the NFL over that span. Pittsburgh ranks second with 15 playoff wins over that span.

25

The number of playoff games the Patriots have appeared in since 1994. The mark is the highest in the NFL, ahead of the 23 games played by Pittsburgh.

179

The number of consecutive home games the Patriots have sold out, a streak that includes every preseason, regular season and playoff game since the 1994 regular season opener.

THE BELICHICK ERA

4

Bill Belichick is one of just four coaches to win three championships since the Super Bowl era began. Belichick joins three members of the Pro Football Hall of Fame in the exclusive club (Chuck Noll 4, Joe Gibbs 3 and Bill Walsh 3). Belichick is the only coach to win three Super Bowls in the post-1993 salary cap era and the only one to ever win three in four years.


176

Bill Belichick has 176 career victories as a head coach, including playoff games. Belichick is in sole possession of 10th place in all-time coaching victories.



ROBERT KRAFT NEWS & NOTES

Since Robert Kraft purchased the team in 1994, the Patriots have experienced one of the most dramatic turnarounds in the history of sports. In 17 seasons of ownership, Kraft has transformed one of the league's least successful clubs into what many observers view as a model NFL franchise. In the five seasons immediately preceding his purchase (1989-93), the Patriots were a moribund team, winning just 19 of 80 games (.311 pct.) and recording the worst record in the NFL over that span. When he bought the franchise on Jan. 21, 1994, Kraft announced his intention to bring a championship to New England, a tall order considering the team's previous success rate. But under Kraft's leadership, the Patriots have won ten division titles, five conference crowns and three Super Bowl championships. The Patriots have made five Super Bowl appearances since Kraft purchased the team, a period during which no other NFL franchise has earned more than three berths.



	Pre-Kraft 1960-93	1989-93	Kraft Era 1994-10
Overall Record	225-276-9	19-61	196-100
Winning Pct.	.450	.311	.662
Super Bowl Titles	0	0	3
Conference Titles	1	0	5
Division Titles	3	0	10
Playoff Seasons	6	0	12
Playoff Record	4-6	--	17-8
Home Playoff Games	1	0	12
Home Playoff Record	0-1	--	11-1

A CHAMPIONSHIP TRADITION

The Patriots, the Los Angeles Lakers and the San Antonio Spurs are the only teams from the four major professional sports leagues to have won at least three titles since 2001.

MULTIPLE LEAGUE CHAMPIONSHIPS SINCE 2001

Team	League	Titles
Los Angeles Lakers	NBA	4
New England Patriots	NFL	3
San Antonio Spurs	NBA	3

CHAMPIONSHIP GAME/SERIES APPEARANCES SINCE 1994

Team	League	Appearances
New York Yankees	MLB	7
Los Angeles Lakers	NBA	7
Detroit Red Wings	NHL	6
New England Patriots	NFL	5
San Antonio Spurs	NBA	4
New Jersey Devils	NHL	4

SELLOUT STREAK

In the early 1990s, the Patriots seemed destined for relocation until Robert Kraft's purchase of the team rejuvenated local interest. In 1991, the season ticket base was just 17,635, barely enough to support the club. Now, the season-ticket base stands at a capped total of 61,759 and more than 50,000 fans are on a waiting list. The Patriots have sold out 179 consecutive home games (dating back to the 1994 regular-season opener).

SINCE ROBERT KRAFT PURCHASED THE TEAM IN 1994...

TOTAL VICTORIES SINCE 1994 (regular season)

New England Patriots	179
Pittsburgh Steelers	171
Green Bay Packers	169
Indianapolis Colts	169

SINCE ROBERT KRAFT PURCHASED THE TEAM IN 1994...

TOTAL VICTORIES SINCE 1994 (Incl. Postseason)

New England Patriots	196
Pittsburgh Steelers	186
Green Bay Packers	180
Indianapolis Colts	180
Philadelphia Eagles	165
Denver Broncos	165

WINNING PERCENTAGE SINCE 1994 (Incl. Postseason)

Team	W	L	T	Pct.
New England Patriots	196	100	0	.662
Pittsburgh Steelers	186	107	1	.634
Green Bay Packers	180	112	0	.616
Indianapolis Colts	180	113	0	.614
Denver Broncos	165	119	0	.581
Philadelphia Eagles	165	124	2	.570
Minnesota Vikings	156	129	0	.547

SUPER BOWL CHAMPIONSHIPS SINCE 1994

New England Patriots	3
Pittsburgh Steelers	2
Denver Broncos	2
9 Teams	1

CONFERENCE CHAMPIONSHIPS SINCE 1994

New England Patriots	5
Pittsburgh Steelers	3
Denver Broncos	2
Green Bay Packers	2
St. Louis Rams	2
Indianapolis Colts	2
New York Giants	2
14 Teams	1

PLAYOFF VICTORIES SINCE 1994

New England Patriots	17
Pittsburgh Steelers	15
Green Bay Packers	11
Philadelphia Eagles	11
Indianapolis Colts	11

PLAYOFF GAMES PLAYED SINCE 1994

New England Patriots	25
Pittsburgh Steelers	23
Indianapolis Colts	22
Green Bay Packers	21
Philadelphia Eagles	21
Denver Broncos	13
San Francisco 49ers	13

PLAYOFF SEASONS SINCE 1994

New England Patriots	12
Indianapolis Colts	12
Green Bay Packers	11
Philadelphia Eagles	11
Pittsburgh Steelers	10
Dallas Cowboys	9

PLAYOFF WINNING PERCENTAGE SINCE 1994

Team	W	L	Pct.
New Orleans Saints	5	2	.714
New England Patriots	17	8	.680
Pittsburgh Steelers	15	8	.652
Arizona Cardinals	5	3	.625
Baltimore Ravens	8	5	.615
Denver Broncos	8	5	.615
Carolina Panthers	6	4	.600

ANNUAL ACHIEVEMENTS

The Patriots have won more than half of their games 10 straight years. They are the first team to win more than half of their games in 10 straight seasons since free agency began in 1993. The Patriots are the fourth team to win more than half of their games in 10 straight seasons since the 1970 AFL-NFL merger, joining the 49ers (16 straight from 1983-1998), the Cowboys (16 straight from 1970-85) and the Raiders (11 straight from 1970-80).



BILL BELICHICK NEWS & NOTES

THE HEAD COACH

Overall Record: 176-99 (.640)
Regular Season: 161-94 (.631)
Postseason: 15-5 (.750)
With Patriots overall: 139-54 (.720)
Overall since 2001: 134-43 (.757)
Super Bowl Titles: 5 (86, 90, 01, 03, 04)
Conf. Titles: 7 (86, 90, 96, 01, 03, 04, 07)
Division Titles: 15 (75, 78, 86, 89, 90, 96, 98, 01, 03, 04, 05, 06, 07, 09, 10)



Bill Belichick is the only head coach in NFL history to win three Super Bowl titles in a four-year span. He spent 20 years as an assistant coach in the NFL and this is his 16th season as a head coach. According to the Elias Sports Bureau, he is the only man in NFL history to serve 20 or more seasons as an assistant coach and at least 15 seasons as a head coach. Over a 100-game span from 2003-08, Belichick directed the team to an 82-18 record, marking the best 100-game span for any team in NFL history. In the 2007 season, Belichick led the Patriots to the fourth undefeated and untied regular season in the NFL's 90-year history and the first since the NFL established a 16-game schedule in 1978. Belichick's Patriots teams own the all-time NFL records for consecutive total victories (21 from 2003-04), and established the record for consecutive regular-season victories (21 from 2006-08) and consecutive playoff victories (10 from 2001-05). Belichick has spent more seasons in the league than any other current NFL head coach, and in that time has been a part of five Super Bowl championship teams.

BELICHICK LEADS TEAM TO 10TH STRAIGHT WINNING RECORD

Bill Belichick has led the Patriots to a winning record for 10 consecutive seasons (2001-2010). The only other NFL coach to have at least 10 consecutive winning seasons with one team since the 1970 merger was Tom Landry, who led the Dallas Cowboys to 16 consecutive winning seasons (1970-1985).

BELICHICK MOVES INTO TOP TEN

Bill Belichick passed Mike Holmgren to move into sole possession of 10th place in all-time coaching victories and now has 176 wins.

MOST WINS NFL COACHES

Head Coach	Team(s)	Years of service	Record
1 Don Shula	BAL, MIA	33	347-173-6
2 George Halas	Chicago	40	324-151-31
3 Tom Landry	Dallas	29	270-178-6
4 Curly Lambeau	GB, Cards, WAS	33	229-134-22
5 Chuck Noll	Pittsburgh	23	209-156-1
6 M. Schottenheimer	CLE, KC, WAS, SD	21	205-139-1
7 Dan Reeves	DEN, NYG, ATL	23	201-174-2
8 Chuck Knox	LAR, BUF, SEA	22	193-158-1
9 Bill Parcells	NYG, NE, NYJ, DAL	19	183-138-1
10. Bill Belichick	CLE, NE	16	176-99-0
11. Mike Holmgren	GB, SEA	17	174-122-0
12. Joe Gibbs	Washington	16	171-101-0
13. Paul Brown	CLE, CIN	21	170-108-6

ELITE COMPANY

Belichick is one of nine NFL head coaches to win three or more championships since the league began postseason play in 1933, but the only one to win 3 in 4 years. With the Patriots' victory in Super Bowl XXXIX, Belichick joined an exclusive club in which each of the eight other members has been enshrined in the Pro Football Hall of Fame.

HEAD COACHES WITH THREE OR MORE NFL TITLES

(Listed alphabetically)

Head Coach	Championship Team(s)
Bill Belichick	New England Patriots (SB XXXVI, XXXVIII, XXXIX)
Paul Brown	Cleveland Browns (1950, 54, 55)
Weeb Ewbank	Baltimore Colts, New York Jets (1958, 59 SB III)
Joe Gibbs	Washington Redskins (SB XVII, XXII, XXVI)
George Halas	Chicago Bears (1921, 33, 40, 41, 46, 63)
Curly Lambeau	Green Bay Packers (1929, 30, 31, 36, 39, 44)
Vince Lombardi	Green Bay Packers (1961, 62, 65, SB I, II)
Chuck Noll	Pittsburgh Steelers (Super Bowl IX, X, XIII, XIV)
Bill Walsh	San Francisco 49ers (Super Bowl XVI, XIX, XXXIII)

BELICHICK'S PATRIOTS RENAISSANCE

Any successful project requires a sound plan and once head coach Bill Belichick implemented his design on the Patriots, his approach has given him the best record of any NFL head coach who has coached over 40 games since 2001 (including the postseason).

NFL COACHES' RECORDS SINCE 2001

Coach	Team	W	L	T	Pct.
Bill Belichick	NE	134	43	0	.757
Tony Dungy	TB/IND	101	41	0	.711
Bill Cowher	PIT	70	35	1	.665

AMONG THE GREATS

Coach Belichick has recorded 176 career wins and is one of 15 coaches in NFL history to win 160 or more games. Belichick owns a career winning percentage of .640, which is third all-time, behind George Halas (.682) and Don Shula (.666).

TOP WINNING PERCENTAGE AMONG HEAD COACHES WITH AT LEAST 160 WINS (INCL. POSTSEASON)

Head Coach	Team(s)	Years	W	L	T	Pct.
George Halas	CHI	1920-29, 33-41, 46-55, 58-67	324	151	31	.682
Don Shula	BAL/MIA	1963-95	347	173	6	.666
Bill Belichick	CLE/NE	1991-95, 00-10	176	99	0	.640
Curly Lambeau	GB/CHI/WAS	1921-53	229	134	22	.630
Joe Gibbs	WAS	1981-92, 04-07	171	101	0	.629

NOTE: Winning percentage calculated using current NFL rules, counting a tie as a half-win, half-loss.

SUPER SUCCESS

Bill Belichick is one of just four head coaches to win three Super Bowl championships. Belichick is the only coach to win three Super Bowls in the post-1993 salary cap era.

MOST SUPER BOWL VICTORIES

Head Coach	Team	Titles	Seasons
Chuck Noll	PIT	4	1974, 1975, 1978, 1979
Bill Belichick	NE	3	2001, 2003, 2004
Joe Gibbs	WAS	3	1982, 1987, 1991
Bill Walsh	SF	3	1981, 1984, 1988

NOTE: Sorted by most recent championship. Super Bowls have determined NFL champion since 1966.

PLAYOFF SUCCESS

Coach Belichick has won 15 career playoff games, a total that is the fifth-highest by a head coach in NFL history.

MOST PLAYOFF WINS BY AN NFL HEAD COACH

Coach	Team(s)	Wins
Tom Landry	Dallas Cowboys	20
Don Shula	Baltimore Colts, Miami Dolphins	19
Joe Gibbs	Washington Redskins	17
Chuck Noll	Pittsburgh Steelers	16
Bill Belichick	Cleveland Browns, New England Patriots	15

POSTSEASON PROWESS

Bill Belichick is the second winningest head coach in NFL playoff history based on winning percentage, trailing only the legendary Vince Lombardi, whose name is emblazoned on the Super Bowl trophy.

BEST POSTSEASON RECORDS IN NFL HISTORY

Head Coach	Team(s)	W	L	Pct.
Vince Lombardi	GB/WAS	9	1	.900
Bill Belichick	CLE/NE	15	5	.750

TOPS IN TEAM HISTORY

Bill Belichick is the most successful head coach in Patriots history. He has recorded more wins (138) than the next two head coaches on that list combined.

WINNINGEST HEAD COACHES IN PATRIOTS HISTORY

Coach	Years	Career Winning Pct.	Overall W-L-T	Playoff W-L
Bill Belichick	2000-10	.720	139-54-0	14-4
Raymond Berry	1984-89	.554	51-41-0	3-2
Pete Carroll	1997-99	.549	28-23-0	1-2
Ron Meyer	1982-84	.529	18-16-0	0-1
Chuck Fairbanks	1973-78	.529	46-41	0-2
Mike Holovak	1961-68	.528	53-47-9	1-1
Bill Parcells	1993-96	.500	34-34	2-2
Ron Erhardt	1979-81	.438	21-27	0-0
Lou Saban	1960-61	.368	7-12	0-0
Clive Rush	1969-70	.238	5-16	0-0



TOM BRADY NEWS & NOTES

RECORDING SUCCESS

Tom Brady has quarterbacked the Patriots to victories in 110 of his 142 career regular-season starts, compiling a .775 winning percentage and giving him the best record of any quarterback in the Super Bowl era (since 1966).

TOP WINNING PERCENTAGES IN SUPER BOWL ERA

(Since 1966, Minimum 50 Starts, Regular Season Only)

Player	Team(s)	Years	W	L	T	Pct.
Tom Brady	NE	2000-10	110	32	0	.775
Roger Staubach	DAL	1969-79	85	29	0	.746
Joe Montana	SF/KC	1979-94	117	47	0	.713

ACTIVE QUARTERBACKS WINNING PERCENTAGE

Minimum 32 Starts (two full seasons), Regular Season Only

Quarterback	Team(s)	W	L	T	Pct.
Tom Brady	NE	110	32	0	.775
Ben Roethlisberger	PIT	68	29	0	.701
Philip Rivers	SD	54	25	0	.684
Peyton Manning	IND	140	67	0	.676
Tony Romo	DAL	39	21	0	.650

MOST CAREER WINS AS A STARTER

(Regular season only)

Rank	Name	W	L	T	Pct.
1.	Brett Favre	186	112	0	.624
2.	John Elway	148	82	1	.643
3.	Dan Marino	147	93	0	.613
4.	Peyton Manning	140	67	0	.676
5.	Fran Tarkenton	124	109	6	.531
6.	Johnny Unitas	118	64	4	.651
7.	Joe Montana	117	47	0	.713
8.	Tom Brady	110	32	0	.775
9.	Terry Bradshaw	107	51	0	.677
10.	Warren Moon	102	98	0	.510

Bold Indicates active players

BRADY IS FASTEST TO 100 WINS

Tom Brady won his 100th game as a starter on Monday Night Football at Miami (10/4/10). He is the 11th NFL quarterback to register 100 wins as a starting quarterback. Brady reached the milestone in the fewest number of starts (131) among quarterbacks who began their careers in the Super Bowl era (since 1966). His 107 wins are ranked 8th in NFL history.

PLAYER TEAM STARTS TO REACH 100

Tom Brady	Patriots	131
Joe Montana	49ers	139
Terry Bradshaw	Steelers	147
Brett Favre	Packers	153
Peyton Manning	Colts	154

BRADY REACHES 25 TOUCHDOWNS FOR SIXTH TIME

Tom Brady raised his 2010 total to an NFL-leading 34 touchdowns. It is the sixth time in his career that he has had 25 or more touchdowns in a season.

MOST SEASONS WITH 25-PLUS TOUCHDOWN PASSES

Peyton Manning	13	Tom Brady	6
Brett Favre	11	Drew Brees	6
Dan Marino	7	Joe Montana	6

BRADY REACHES 30 TDS FOR SECOND TIME

Tom Brady reached 30 touchdown passes in 2010 and enters the Miami game first in the NFL with 34 touchdown passes. Brady now has two 30-touchdown seasons after an NFL record 50 in 2007. He is one of just 13 NFL players since the 1970 merger to have at least two 30 touchdown passes. The only other Patriots quarterback to have a 30-touchdown season was Vito Parilli in 1964 with 31.

BRADY HAS 8TH GAME WITH 300 YDS AND 4 TDS

Tom Brady had his 8th game with 300 yards (326) and 4 TDs (and no interceptions) in the win against the Jets (12/6/10). That is the most such games by a quarterback since the 1970 merger.



TOM BRADY'S RECORD AS A STARTER

	Reg. Season	Playoffs	Total
Overall:	110-32	14-4	124-36
Home:	61-10	8-1	69-11
Road:	49-22	6-3*	55-25*

By Yardage Total

Less than 200:	28-12	3-1	31-13
200-299:	52-16	9-2	61-18
300 or more:	30-4	2-1	32-5

Other Records

On Artificial Turf:	55-5	4-2	59-7
Temp. Below 40:	26-3	8-1	34-4
Thanksgiving or later:	42-9	14-4	56-13
Leading at Halftime:	84-8	10-2	94-10
Leading after 3 Qtrs:	90-5	9-2	99-7
Overtime:	7-1	1-0	8-1
Passer rating >100.0:	60-3	6-0	66-3

*-Includes three Super Bowls at neutral sites

BRADY HAS FIFTH BEST QB RATING IN NFL HISTORY

Tom Brady has produced a 95.0 quarterback rating. His career mark is fifth best all-time.

NFL ALL-TIME LEADERS IN PASSER RATING

Quarterback	Years	Team(s)	Rating
Aaron Rodgers	2005-2010	Green Bay	98.6
Philip Rivers	2004-2010	San Diego	97.5
Steve Young	1985-99	TB/SF	96.8
Tony Romo	2004-2010	Dallas	95.5
Tom Brady	2000-2010	Patriots	95.0
Peyton Manning	1998-2010	Indianapolis	94.9

Bold Indicates active players

BRADY WINS 27th STRAIGHT START AT GILLETTE

Tom Brady set an NFL record for most consecutive home wins as a starting quarterback with his 26th straight win in a regular-season home start following the 45-3 win against the Jets. The last time the Patriots lost a regular-season home game in which Brady started was on Nov. 12, 2006 against the New York Jets.

MOST CONSECUTIVE REGULAR-SEASON HOME GAMES WON AS A STARTING QUARTERBACK:

Player	Team	Years	Streak
Tom Brady	NE	2006-Present	27
Brett Favre	GB	1995-98	25
John Elway	DEN	1996-98	22
Bob Griese	MIA	1971-74	20
Randall Cunningham	PHI	1990-94	20

MOST CAREER TOUCHDOWNS

MOST TOUCHDOWNS CAREER

(regular season only) Bold Indicates active players

Rank	Name	Touchdowns
1.	Brett Favre	508
2.	Dan Marino	420
3.	Peyton Manning	397
4.	Fran Tarkenton	342
5.	John Elway	300
6.	Warren Moon	291
7.	Johnny Unitas	290
8.	Vinny Testaverde	275
9.	Joe Montana	273
10.	Dave Kreig	261
11.	Tom Brady	259
12.	Sonny Jurgensen	255
13.	Dan Fouts	254
14.	Drew Bledsoe	251
15.	Boomer Esiason	247

BRADY HAS SECOND PERFECT PASSER RATING

Brady finished with a perfect rating after finishing 21-of-27 for 341 yards with four touchdowns and no interceptions for a 158.3 rating at Detroit on Nov. 25. It is the second time in his career that he has finished with a perfect rating. He also had a perfect rating on Oct. 21, 2007 at Miami. He is the third player ever to have more than one game with a perfect rating (minimum of 20 attempts), joining Peyton Manning (3) and Kurt Warner (3).



TOM BRADY NEWS & NOTES

200 TOUCHDOWNS

Tom Brady reached 200 touchdowns in just 116 games, the fourth fastest in NFL history. He currently has 259 touchdown passes.

NFL RECORD BOOK / FASTEST TO 200 TOUCHDOWN PASSES

(Bold indicates active players)				
Games	Player	Team(s)	NFL Debut	200th TD
89	Dan Marino	Miami	09/19/83	09/17/89
106	Peyton Manning	Indianapolis	09/06/98	11/21/04
107	Brett Favre	Atlanta/Green Bay	10/27/91	11/15/98
116	Tom Brady	New England	11/23/00	09/27/09
121	Johnny Unitas	Baltimore Colts	1956	1963

250 TOUCHDOWNS

Tom Brady reached 250 touchdowns in just 141 games to tie Brett Favre for the third fastest in NFL history. Brady became just one of 14 NFL players to reach 250 touchdowns on a 4-yard touchdown pass to WR Brandon Tate vs. NY Jets on Dec. 6, 2010.

NFL RECORD BOOK / FASTEST TO 250 TOUCHDOWN PASSES

Games	Player	Team(s)
128	Dan Marino	Miami
132	Peyton Manning	Indianapolis
141	Tom Brady	New England
141	Brett Favre	Atlanta/Green Bay

BRADY'S COMEBACKS

Brady has engineered 31 career game-winning performances to lead his team to a victory from a fourth-quarter deficit or tie.

Time Remaining/Passing Statistics^

Date	Opp.	Score	In Reg.	Att	Cmp	Yds	TD	Int	Final
12/19/10	GB	21-27	13:49	6	5	82	1	0	31-27
10/17/10	BAL	10-20	14:53	24	16	156	1	1	23-20 OT
09/14/09	BUF	13-24	5:32	13	11	112	2	0	25-24
12/29/07 at NYG		23-28	15:00	12	8	130	1	0	38-35
12/03/07 at BAL		17-24	14:25	17	7	113	1	0	27-24
11/25/07	PHI	24-28	15:00	16	11	109	0	0	31-28
11/04/07 at IND		10-20	9:42	10	8	144	2	0	24-20
01/14/07 at SD*		13-21	8:35	14	9	122	1	1	24-21
12/03/06	DET	13-21	13:07	15	14	101	0	0	28-21
11/26/06	CHI	10-10	14:46	7	6	98	1	0	17-13
11/13/05 at MIA		15-16	2:53	2	2	76	1	0	23-16
10/30/05	BUF	7-16	10:07	4	4	69	0	0	21-16
10/09/05 at ATL		28-28	3:52	2	2	17	0	0	31-28
09/25/05 at PIT		10-13	14:19	12	12	167	0	0	23-20
02/06/05	PHI**	14-14	15:00	4	2	33	0	0	24-21
10/03/04 at BUF		17-17	15:00	4	2	8	1	0	31-17
02/01/04	CAR**	29-29	1:08	5	4	47	0	0	32-29
01/10/04	TEN*	14-14	15:00	11	6	27	0	0	17-14
11/30/03 at IND		31-31	10:21	6	3	31	1	0	38-34
11/23/03 at HST		13-20	3:11	14	10	133	1	0	(ot) 23-20
11/03/03 at DEN		23-26	2:51	4	5	58	1	0	30-26
10/19/03 at MIA		13-13	15:00	10	7	147	1	0	(ot) 19-13
10/05/03	TEN	24-27	4:40	1	1	15	0	0	38-30
12/29/02	MIA	13-24	4:59	13	8	69	1	0	(ot) 27-24
11/10/02 at CHI		19-30	5:16	14	9	116	2	0	33-30
09/22/02	KC	38-38	0:00	5	4	46	0	0	(ot) 41-38
02/03/02	STL**	17-17	1:21	8	5	53	0	0	20-17
01/19/02	OAK*	3-13	15:00	27	20	138	0	0	(ot) 16-13
12/16/01 at BUF		6-9	5:57	13	9	116	0	0	(ot) 12-9
12/02/01 at NYJ		14-16	15:00	7	6	56	0	0	17-16
10/14/01	SD	16-26	8:48	18	13	130	1	0	(ot) 29-26

^ Statistics are from the time noted until the end of the game. * Divisional Playoffs ** Super Bowl

WINNINGEST COACH/QB TANDEM

Bill Belichick and Tom Brady have the best winning percentage among a head coach/starting quarterback tandem since the 1970 merger. The tandem's 110 wins are second only to Dan Marino and Don Shula's 116 wins.

WINNINGEST COACH/QB TANDEM SINCE 1970

(Regular Season Only – winning percentage)

Quarterback/Head Coach	Team	W	L	T	Pct.
Tom Brady/Bill Belichick	NE	110	32	0	.775
Ken Stabler/John Madden	OAK	60	19	1	.756
Jim McMahon/Mike Ditka	CHI	46	15	0	.754
Peyton Manning/Tony Dungy	IND	73	24	0	.753

WINNINGEST COACH/QB TANDEM SINCE 1970

(Regular Season Only - victories)

Quarterback/Head Coach	Team	W	L	T	Pct.
Dan Marino/Don Shula	MIA	116	68	0	.730
Tom Brady/Bill Belichick	NE	110	32	0	.775
Terry Bradshaw/Chuck Noll	PIT	107	51	0	.601

BRADY IN THE POSTSEASON

NFL ALL-TIME LEADERS / PLAYOFF VICTORIES AS STARTING QUARTERBACK

(Bold indicates active players)

Player	Team(s)	Playoff Wins
Joe Montana	San Fran./K.C.	16
Tom Brady	New England	14
Terry Bradshaw	Pittsburgh	14
John Elway	Denver	14
Brett Favre	Green Bay	12
Troy Aikman	Dallas	11
Roger Staubach	Dallas	11

QUARTERBACKS WITH THREE OR MORE SUPER BOWL VICTORIES

Quarterback	Team	Wins
Terry Bradshaw	PIT	4
Joe Montana	SF	4
Troy Aikman	DAL	3
Tom Brady	NE	3

PLAYERS WITH MULTIPLE SUPER BOWL MVP AWARDS

Player	Team	MVPs
Joe Montana	SF	3
Terry Bradshaw	PIT	2
Tom Brady	NE	2
Bart Starr	GB	2

BRADY NEAR THE TOP SINCE BECOMING THE PATRIOTS STARTER IN 2001

Since taking over as the Patriots starting quarterback in 2001, Tom Brady ranks second with 259 touchdown passes and fourth with 34,539 passing yards.

Touchdowns Since 2001

Player	Team	Years	TDs
Peyton Manning	IND	2001-10	312
Tom Brady	NE	2001-10	259
Brett Favre	GB/NYJ/MIN	2001-10	253
Drew Brees	SD/NO	2001-10	234
Donovan McNabb	PHI/WAS	2001-10	201

Passing Yards Since 2001

Player	Team	Years	Passing Yards
Peyton Manning	IND	2001-10	42,277
Brett Favre	GB/NYJ/MIN	2001-10	37,132
Drew Brees	SD/NO	2001-10	35,070
Tom Brady	NE	2001-10	34,539
Donovan McNabb	PHI/WAS	2001-10	31,937

TOM BRADY EARNS 17TH AFC OFFENSIVE PLAYER OF THE WEEK AWARD

Tom Brady was named the AFC Offensive Player of the Week in back-to-back weeks for his performance in the wins at Detroit (11/25) and vs. NY Jets (12/6). Brady has now received the honor 17 times, the third-most Player of the Week awards earned by a player since the accolade was instituted in 1984.

THE PLAYERS WITH THE MOST CAREER PLAYER OF THE WEEK AWARDS

Player	Career	Team	POW Awards
Peyton Manning	1998-present	Colts	20
Dan Marino	1983-1999	Dolphins	18
Tom Brady	2000-present	Patriots	17
Brett Favre	1991-present	Packers, Jets, Vikings	16
John Elway	1983-1998	Broncos	15

BRADY SETS NFL RECORD FOR MOST PASS ATTEMPTS WITHOUT AN INTERCEPTION

Tom Brady extended his streak to 319 consecutive pass attempts without an interception to set an NFL record. Brady eclipsed Bernie Kosar's record of 308 pass attempts on Dec. 26, 2010 at Buffalo.

MOST CONSECUTIVE PASS ATTEMPTS WITHOUT AN INTERCEPTION

319	Tom Brady (Patriots)	2010
308	Bernie Kosar (Cleveland)	1990-91
294	Bart Starr (Green Bay)	1964-65
279	Jeff George (IND/ATL)	1993-94
277	Rich Gannon (Oakland)	2001
271	Jason Campbell (Washington)	2007-08



TOM BRADY NEWS & NOTES

BRADY IS PATRIOTS ALL-TIME LEADING PASSER

Tom Brady passed Drew Bledsoe on an 11-yard completion to Sam Aiken in the third quarter of the New Orleans (11/30/09) game to become the Patriots all-time passing yardage leader.

PATRIOTS ALL-TIME LEADING PASSERS

Player	YEARS	ATT	COMP	YARDS
Tom Brady	2000-10	4,694	3,049	34,545
Drew Bledsoe	1993-01	4,518	2,544	29,657
Steve Grogan	1975-90	3,593	1,879	26,886

BRADY EXTENDS NFL RECORD WITH AT LEAST TWO TOUCHDOWNS AND NO INTERCEPTIONS TO EIGHT STRAIGHT GAMES

Quarterback Tom Brady extended his NFL record by throwing at least two touchdowns without an interception in each of his past eight games. Brady passed Don Meredith's previous record of six straight games with two or more touchdowns and no interceptions (1965-66).

BRADY HAS THROWN AT LEAST ONE TOUCHDOWN PASS IN ALL 15 GAMES IN 2010

Brady has thrown at least one touchdown pass in all 15 games of the 2010 season after finishing with three touchdown tosses against Buffalo. Brady has started the season with at least one touchdown in the first 15 games for the first time in his career. Brady started the 2007 season with at least one touchdown in the first 13 games. Since the NFL went to a 16-game season in 1978, only five quarterbacks have thrown for at least one touchdown in each game.

QBS WITH A LEAST ONE TD PASS IN ALL 16 GAMES IN A SEASON (16-GAME SCHEDULE WAS INSTITUTED IN 1978)

Daunte Culpepper (Minnesota)	2004
Brett Favre (Green Bay)	2003
Kurt Warner (St. Louis)	1999
Dan Marino (Miami)	1986
Dave Krieg (Seattle)	1984
Dan Marino (Miami)	1984

BRADY CLOSE TO FOURTH 4,000-YARD SEASON

Brady now has 3,701 yards passing in 2010 and needs 299 in the last game for his fourth 4,000 yard season. Brady had 4,398 yards in 2009, 4,806 in 2007 and 4,110 in 2005.

MOST SEASONS WITH 4,000 OR MORE YARDS PASSING

Peyton Manning	11
Dan Marino	6
Brett Favre	6
Drew Brees	5
Warren Moon	4
Tom Brady	3
Philip Rivers	3

BRADY LEADS NFL WITH 34 TDS

Tom Brady enters the Miami game with an NFL-leading 34 touchdown passes and an 8.5 TD/INT ratio. He is one of just five quarterbacks in 2010 with at least 30 touchdowns. Brady also leads the NFL with an

NFL Passing Touchdowns

Rank	Player	Passing TD	INT
1	Tom Brady (NE)	34	4
2	Drew Brees (NO)	32	21
3	Peyton Manning (IND)	31	17
4t	Eli Manning (NYG)	30	24
4t	Philip Rivers (SD)	30	12

TOP QB HOME STARTING RECORDS SINCE 1970 MERGER

Player	Team(s)	W	L	T	Pct.
Tom Brady	NE	69	11	0	.863
Terry Bradshaw	PIT	75	14	0	.843
John Elway	DEN	104	25	0	.806
Steve Young	TB/SF	63	19	0	.768

BRADY IS TOP VOTE GETTER IN FAN VOTING

New England Patriots QB Tom Brady received 1,877,079 votes to lead all NFL All-Stars in fan balloting for the 2011 Pro Bow.

BRADY HAS LOW INTERCEPTION PCT. IN 2010

Tom Brady has thrown just four interceptions in 476 attempts in 2010 for a 0.84 interception percentage. That mark would be the third best in NFL history and the best among all quarterbacks with a minimum of 250 pass attempts.

NFL Interception Percentage

Rank	Player	Int. Pct.
1	Damon Huard (KC) 2006 (244-1)	0.41
2	Joe Ferguson (BUF) 1976 (151-1)	0.66
3.	Tom Brady (NE) 2010 (476-4)	0.84
4.	Steve DeBerg (KC) 1990 (444-4)	0.90

BRADY HAS BEST PASSER RATING IN 2010

Brady enters the Miami game first in the NFL with a 109.8 passer rating. If he continues this pace, he will finish with his second passer rating of over 100. He had a career-high 117.2 rating in 2007.

NFL Passer Rating

Rank	Player	Passer Rating
1	Tom Brady (NE)	109.8
2	Philip Rivers (SD)	103.9
3	Michael Vick (PHI)	103.6
4	Aaron Rodgers (GB)	101.9
5	Matt Cassel (KC)	98.8

BRADY HAS BEST TOUCHDOWN/INTERCEPTION RATIO IN 2010

Brady has thrown 34 touchdowns to just four interceptions in 2010 for an NFL-leading 8.50 touchdown/interception ratio. The NFL record is 11.00 by Damon Huard of Kansas City in 2006.

NFL Touchdown/Interception Ratio

Rank	Player	TD/INT Ratio
1	Tom Brady (NE)	8.50
2	Matt Cassel (KC)	5.40
3	Michael Vick (PHI)	4.00
4	Josh Freeman (TB)	3.83
5	Ben Roethlisberger (PIT)	3.00

BRADY HAS BEST NFL TOUCHDOWN PERCENTAGE IN 2010

Brady has an NFL-leading 7.1 touchdown percentage in 2010.

NFL Touchdown Percentage

Rank	Player	TD Pct.
1	Tom Brady (NE)	7.1
2	Matt Cassel (KC)	6.5
3	David Garrard (PHI)	6.3
4	Michael Vick (PHI)	6.1
5	Aaron Rodgers (GB)	6.0

BRADY HIGH IN COMPLETION PERCENTAGE IN 2010

Brady is currently ranked fifth in the NFL with a 66.0 completion percentage. The 66.0 completion rating is second to the career-high 68.9 completion percentage he had in 2007.

NFL Completion Percentage

Rank	Player	Comp. %
1	Tony Romo (DAL)	69.5
2	Drew Brees (NO)	68.7
3	Philip Rivers (SD)	66.7
4	Peyton Manning(IND)	66.3
5	Tom Brady (NE)	66.0

BRADY RANKS SIXTH IN PASSING YARDS IN 2010

Brady enters the Miami game sixth in the NFL with 3,701 passing yards

NFL Passing Yards

Rank	Player	Passing Yards
1	Peyton Manning(IND)	4436
2	Drew Brees (NO)	4424
3	Philip Rivers (SD)	4397
4	Matt Schaub (HOU)	4117
5	Eli Manning (NYG)	3759
6	Tom Brady (NE)	3701
7	Aaron Rodgers (GB)	3693



WR Wes Welker News & Notes

WELKER LEADS NFL IN RECEPTIONS SINCE 2007

Wes Welker leads the NFL with 432 receptions since the start of 2007. He is the first player to reach 300 receptions in his first 40 games with a new team. Welker led the NFL in receptions in 2009 with 123, despite missing two games early in the year and most of the season-fine due to an injury.



2007-PRESENT NFL REC. LEADERS

Player	Team	Rec.	Yds	TD
Wes Welker	NE	432	4,536	22
Brandon Marshall	DEN/MIA	388	4,627	26

WELKER HAS THREE STRAIGHT 100 CATCH AND 1,000 YARD SEASONS

Welker registered his third straight season with at least 100 receptions (123) and 1,000 receiving yards (1,348) in 2009. Only four other NFL players have had three consecutive seasons of at least 100 receptions and 1,000 yards receiving: Marvin Harrison (4, 1999-02), Brandon Marshall (3, 2007-09), Herman Moore (3, 1995-97) and Jerry Rice (3, 1994-96).

WELKER ON PACE TO LEAD THE TEAM IN RECEPTIONS FOR RECORD FOURTH STRAIGHT YEAR IN 2010

Wes Welker enters the Miami game with a team-leading 86 receptions and currently ranks tied for fourth in the NFL. If he can reach 14 receptions against Miami, he would join Marvin Harrison as the only other player with four straight 100 reception seasons. He will become the first Patriots' player ever to lead the team in receptions in four straight seasons.

MOST 100-RECEPTIONS SEASON IN NFL HISTORY

Player	100-reception seasons
Marvin Harrison	4
Jerry Rice	4
Wes Welker	3
Brandon Marshall	3
Herman Moore	3
Andre Johnson	3

WELKER: 7.1 CATCHES A GAME SINCE 2007

Wes Welker is averaging 7.1 receptions per game since joining New England in 2007. His 7.1 average is the highest in the NFL during that time.

MOST RECEPTIONS PER GAME SINCE 2007 (Minimum-20 games)

Player	Team	Average
Wes Welker	New England Patriots	7.1
Andre Johnson	Houston Texans	6.7
Brandon Marshall	Denver/Miami	6.6

WELKER FINISHES WITH SECOND MOST RECEPTIONS AND SECOND HIGHEST AVERAGE IN NFL HISTORY IN 2009

Welker led the NFL with 123 receptions in 2009, despite missing two games and most of the season-fine due to an injury. He averaged 8.8 receptions in the 14 games he played. The 123 receptions are a Patriots record and match Herman Moore (Detroit in 1995) for the second most receptions in a single season in NFL history, behind Marvin Harrison's NFL record of 143 receptions in 2002. Welker's 8.8 catches per game in 2009 rank second in NFL history to the 8.9 average set by Harrison in 2002.

He has 18 games with nine or more catches since joining the Patriots. His 18 games with nine or more catches are the most in Patriots history.

MOST RECEPTIONS IN A SEASON

Player	Team	Year	Receptions
Marvin Harrison	Indianapolis	2002	143
Wes Welker	New England	2009	123
Herman Moore	Detroit	1995	123

WELKER LEADS NFL IN YARDS AFTER CATCH

Welker leads the NFL in yards after the catch since joining the Patriots in 2007.

MOST YARDS AFTER THE CATCH SINCE 2007

Player	Team	Yards After the Catch
Wes Welker	New England Patriots	2,557
Brandon Marshall	Denver/Miami	1,699

WELKER IS STREAKING

Welker has a streak of 78 straight regular-season games with at least one reception. He has caught at least one pass in each of his 64 games with the Patriots, including three postseason games. The last time that Welker did not catch a pass in a game was December 24, 2005 when he was with Miami. He has caught at least one pass in 61 consecutive regular-season games with the Patriots. The Patriots record for most consecutive games with at least one pass is 63 by TE Ben Coates.

WELKER TIES NFL RECORD FOR MOST 10-PLUS CATCH GAMES IN A SEASON WITH SEVEN

Welker had seven 10-plus reception games in 2009 season to tie the NFL record for most 10-plus reception games in a single season. Andre Johnson of Houston had seven 10-plus reception games in 2008. His 11 games with 10-plus receptions is tied for fourth among active NFL players.

PATRIOTS MOST GAMES WITH 10-PLUS CATCHES

No. of 10-plus reception games for the Patriots

Wes Welker	11
Ben Coates	5
Troy Brown	5

WELKER PILES UP YARDS

Wes Welker had a career-high in receiving yards with 1,348 in 2009. It is the third highest in team history. Welker has three of the top eight receiving seasons in team history with his three-straight (1,175 in 2007, 1,165 in 2008 and 1,348 in 2009).

PATRIOTS SINGLE-SEASON RECEIVING YARD LEADERS

Player	Season	Yds	Rec.	TD
Randy Moss	2007	1493	98	23
Stanley Morgan	1986	1491	84	10
Wes Welker	2009	1348	123	4
Randy Moss	2009	1264	83	13
Troy Brown	2001	1199	101	5
Wes Welker	2007	1175	112	8
Ben Coates	1994	1174	96	7
Wes Welker	2008	1165	111	3

WELKER RANKS FOURTH ON PATRIOTS RECEPTION LIST

Wes Welker ranks fourth on New England's all-time reception list with 432 receptions.

PATRIOTS ALL-TIME RECEIVING LEADERS

Player	YEARS	RECEPTIONS
Troy Brown	1993-2007	557
Stanley Morgan	1977-1989	534
Ben Coates	1991-1999	490
Wes Welker	2007-present	432
Kevin Faulk	1999-present	424

WELKER'S ROUTE TO THE NFL

Despite being named the Oklahoma football player of the year by both *USA Today* and the *Daily Oklahoman*, Wes Welker's only scholarship offer came from Texas Tech, and only after a player that committed to Texas Tech backed out. "I was thinking I'd get a scholarship somewhere," Welker said. "When it didn't happen, when it was supposed, to I was pretty hurt by it."

Welker had an impressive collegiate career, accumulating 259 receptions and eight punts returned for touchdowns. He even won a national award as the best special teams player in the country. Despite those accolades, he was passed over in the 2004 NFL draft and signed with San Diego as a free agent. He made the team, then was cut after the first game. He signed with Miami soon after and was used just on special teams. He caught New England's eye with a 71-yard punt return on Monday Night Football in a game against the Patriots. He was acquired by the Patriots in a trade with Miami in 2007.



PATRIOTS News & Notes

WELKER PRESSED INTO SERVICE AS A KICKER

Welker was pressed into service as a kicker for the second time in his career at Cleveland (11/7/10) and was successful on an extra point attempt and handled a kickoff both in the fourth quarter. Welker was filling in for the injured Stephen Gostkowski (thigh). While with Miami in 2004, he was pressed into action in a game at New England (10/10/04) and converted one extra point, a 29-yard field goal and also handled kickoff duties.

PATRIOTS AGAINST TOP TEN SCORING DEFENSES

The Patriots have played an opponent with a top 10 scoring defense (fewest points allowed per game) nine times in 2010 and are 7-2 in those games. The Patriots are averaging 29.6 points per game when playing a defense ranked among the top 10 stingiest in terms of allowing points. While the Patriots are averaging 29.6 points per game against those teams, the rest of the NFL is averaging 16.7 points per game.

PATRIOTS PLAY TOUGH AGAINST TOP 10 DEFENSES

Team	Overall	PPG	PPG Rk	Pts by NE	PPG vs. Others
Green Bay	15.7	T-1	31	14.5	+16.5
Pittsburgh	15.7	T-1	39	13.9	+25.1
Chicago	17.5	3	36	16.0	+20.0
Baltimore	18.1	4	23	17.7	+5.3
N.Y. Jets	18.5	5	45	16.7	+28.3
N.Y. Jets (L)	18.5	5	14	16.7	-2.7
San Diego	18.6	6	23	18.2	+4.8
Miami	18.6	7	41	16.9	+24.1
Cleveland (L)	19.4	10	14	19.8	-5.8
TOTALS	17.8	--	29.6	16.7	+12.8

PATRIOTS ON THE POINT

The Patriots are first in the NFL with 480 points in 2010, second in team history to the NFL record 589 points scored in 2007.

MOST POINTS SCORED IN A SEASON BY THE PATRIOTS

589 in 2007

480 in 2010

441 in 1980

PATRIOTS ON THE POINT PART 2

The Patriots are first in the NFL with an average of 32.0 points per game. That average would be the second best in team history.

HIGHEST AVG. POINTS PER GAME BY THE PATRIOTS

36.8 in 2007

32.0 in 2010

29.5 in 1961

PATRIOTS SCORE TOUCHDOWNS

The Patriots have scored 60 total touchdowns, the second most in team history

MOST TOUCHDOWNS IN A SEASON

75 in 2007

60 in 2010

52 in 1961 and 1980

TOP OFFENSE

The Patriots offense is currently ranked 11th in the NFL. The Patriots offense entered the 2010 season with three straight seasons finishing in the top 10 on offense. Since the 1970 merger, the Patriots offense has finished in the top 10 15 times, including five times under head coach Bill Belichick.

PATRIOTS WIN 8TH STRAIGHT AGAINST TEAM WITH A RECORD OF .500 OR BETTER

The win over the 8-6 Packers was the Patriots' eighth straight when playing a team which currently has a record of .500 or better. Since falling to the 10-4 Jets on Sept. 19, the Patriots have defeated the 7-7 Dolphins (41-14), the 10-4 Ravens (23-20), the 8-6 Chargers (23-20), the 10-4 Steelers (39-26), the 8-6 Colts (31-28), the 10-4 Jets (45-3), the 9-4 Bears (36-7) and the 8-6 Packers (31-27).

NFL'S BEST ROAD WARRIORS THIS DECADE

Since the start of the 2000 season, the Patriots have the third best road record at 57-31, behind only Indianapolis (59-29) and Philadelphia (57-30-1).

TEAM	RECORD	PCT.
Indianapolis	59-29	.670
Philadelphia	57-30-1	.653
New England	57-31	.648
Pittsburgh	52-35	.598

PATRIOTS FORCE TURNOVERS

The Patriots lead the NFL with a +103 turnover margin since the 1997 season. The Patriots are first in the NFL with +27 in 2010. The second place team in 2010 is Pittsburgh and Philadelphia with +14.

NFL TURNOVER MARGIN SINCE 1997

Rank	Team	Turnover Margin
1.	New England	+103
2.	Kansas City	+78
3.	Tampa Bay	+55

PATRIOTS EXTEND STREAK TO SEVEN GAMES WITHOUT A TURNOVER

The Patriots extended their streak to seven straight games without a turnover to extend an NFL record. No other NFL team has gone longer than four straight games without a turnover.

TURNOVER DIFFERENTIAL RAISED TO +27

The Patriots forced seven turnovers at Buffalo and did not turn the ball over to raise their 2010 turnover differential to +27. The Patriots' team record for best turnover differential in a season is +17, a record which was set in 2003. The Patriots improved to 12-0 this season when recording a positive turnover differential. The NFL record is +43 by the 1983 Washington Redskins.

PATRIOTS LOW IN TURNOVERS

The Patriots have just 9 turnovers in 2010 (5 int. and 4 fumbles) with one game remaining. The NFL record for fewest turnovers in a season is 12 by Kansas City in the strike-shorten 1982 season. The fewest turnovers in a 16-game season is 13 by the Giants and Dolphins in 2008. The Patriots record for fewest turnovers in a season is 15 in 2007 (9 int. and six fumbles).

PATRIOTS EXTEND STREAK TO SEVEN GAMES WITH 30 POINTS AND NO TURNOVERS

The Patriots have scored at least 30 points without committing a turnover in each of their past seven games to extend their NFL record. No other team in NFL history has had 30+points and no turnovers in more than three straight games.

STRONG IN THE SECOND HALF

Since 2001, New England has done a remarkable job of finishing the season strong, compiling an NFL-best 60-14 (.811) in games on or after Thanksgiving.

PATRIOTS BEFORE AND AFTER THANKSGIVING SINCE 2001

Season	Pre-Thanksgiving	Post-Thanksgiving	Overall
2001	5-5 (.500)	9-0 (1.000)	14-5*
2002	6-5 (.545)	3-2 (.600)^	9-7
2003	9-2 (.818)	8-0 (1.000)	17-2*
2004	9-1 (.900)	8-1 (.889)	17-2*
2005	6-4 (.600)	5-3 (.625)	11-7*
2006	7-3 (.700)	7-2 (.777)	14-5*
2007	10-0 (1.000)	8-1 (.889)	18-1*
2008	7-4 (.636)	4-1 (.800)	11-5
2009	7-3 (.700)	3-4 (.429)	10-7*
2010	8-2 (.800)	5-0 (1.000)^	???
Totals	74-29 (.718)	60-14 (.811)	129-43

*-Includes playoffs ^ Includes games played on Thanksgiving

BEST RECORDS IN GAMES PLAYED ON OR AFTER THANKSGIVING SINCE 2001

(Includes regular-season and playoff games)

Team	W	L	T	Pct.
New England	60	14	0	.811
Pittsburgh	50	21	0	.704
Philadelphia	48	24	0	.667
Indianapolis	46	27	0	.630
San Diego	40	24	0	.625
Green Bay	39	27	0	.591



PATRIOTS NEWS & NOTES

SERIES SUCCESS

The Patriots extended their win streak to 15 games over Buffalo with a 34-3 win on Dec. 26, 2010. The 15-game win streak over a single opponent is the third longest streak in NFL history against a division opponent.

PATRIOTS LONGEST SERIES WINNING STREAKS

Win Strk	Opponent	Date Begun	Date Ended
15	Buffalo Bills	12/27/03	Active
11	Buffalo Bills	01/02/83	12/20/87
10	San Diego Chargers	12/02/73	10/14/01
7	New York Jets	09/21/03	11/12/06
7	Indianapolis Colts	10/20/96	12/12/99

LONGEST CURRENT NFL SERIES WINNING STREAKS

Team	Opponent	Win Streak	Last Loss
New England	Buffalo	15	09/07/03
Buffalo	Cincinnati	10	01/08/89
Denver	Cleveland	9	10/08/90

LONGEST NFL SERIES WINNING STREAKS

Team	Opponent	Win Streak
Miami	Buffalo	20 (1970-79)
San Francisco	Rams	17 (1990-98)
New England	Buffalo	15 (2003-current)
Miami	Colts	14 (1980-87)
San Diego	Oakland	13 (2003-10)
Dallas	Cardinals	13 (1990-96)

HOME RECORD IN DECEMBER SINCE 2002

With a 18-1 record, the New England Patriots have the best home record in December since Gillette Stadium opened in 2002.

Team	W	L	T	Pct.
New England	18	1	0	.947
Green Bay	16	4	0	.800
Denver	12	4	0	.750
Indianapolis	17	6	0	.739
Philadelphia	13	5	0	.722

PATRIOTS RECORD AGAINST THE NFC AT HOME SINCE 2002

The Patriots have won 17 straight games at Gillette Stadium against NFC opponents. The only loss was the very first game against an NFC opponent at the new stadium in 2002 when the visiting Green Bay Packers beat the Patriots, 28-10, on Oct. 13.

Team	W	L	T	Pct.
New England	17	1	0	.944
Pittsburgh	15	2	1	.861
Baltimore	15	3	0	.833
Jacksonville	14	4	0	.778
Indianapolis	14	4	0	.778

PATRIOTS HAVE EIGHT NON-OFFENSIVE TOUCHDOWNS IN 2010

The Patriots have scored eight touchdowns that were not offensive touchdowns in 2010. The Patriots returned four interceptions for a touchdown, returned two kickoffs for touchdowns, scored on one fumble return and one blocked field goal that was returned for a touchdown. The eight non-offensive touchdowns are second in the NFL to Arizona, who has scored on 12 non-offensive touchdowns. The Patriots team record for most non-offensive touchdowns is 9 set in 1961 (2 kickoff returns, 2 interception returns, 2 blocked punts returned and 3 fumble returns).

DATE	GAME	TOUCHDOWN
09/12	Cincinnati	Gary Guyton 59-yard interception return
09/12	Cincinnati	Brandon Tate 97-yard kickoff return
10/4	at Miami	Brandon Tate 103-yard kickoff return
10/4	at Miami	Kyle Arrington 35-yard return of a blocked FG
10/4	at Miami	Patrick Chung 51-yard interception return
11/14	at Pittsburgh	James Sanders 32-yard interception return
12/12	at Chicago	Gary Guyton 35-yard fumble return
12/19	Green Bay	Kyle Arrington 36-yard interception return

PATRIOTS DEFENSE PRODUCES FIFTH TOUCHDOWN OF THE SEASON

Kyle Arrington's interception return against Green Bay (12/19) was the Patriots' fifth defensive touchdown of the season (4 interception returns and 1 fumble return). The team record for most defensive touchdowns is six by the 2007 team (3 interception returns and 3 fumble returns). The Patriots also had five defensive touchdowns in 2003 (5 interception returns), 2001 (5 interception returns), 1992 (3 interception returns and 3 fumble returns) and 1961 (2 interception returns and 3 fumble returns).

PATRIOTS HAVE FOUR INTERCEPTIONS RETURNED FOR A SCORE IN 2010

Arrington's 36-yard interception return is the Patriots fourth interception returned for a touchdown in 2010. The four interceptions returned for a touchdown in 2010 is tied for second in team history to the five the team had in 2003 and 2001. The Patriots also returned four interceptions for touchdowns in 1997.

PATRIOTS INTERCEPTIONS RETURNED FOR TOUCHDOWNS IN 2010

DATE	GAME	TOUCHDOWN
09/12	Cincinnati	Gary Guyton 59-yard interception return
10/4	at Miami	Patrick Chung 51-yard interception return
11/14	at Pittsburgh	James Sanders 32-yard interception return
12/19	Green Bay	Kyle Arrington 36-yard interception return

PATRIOTS SCORE IN THE 30S

The Patriots scored over 30 points for the seventh straight game with the win at Buffalo and the tenth time in 2010. The Patriots scored 30 or more points 12 times in 2007, including eight straight games.

PATRIOTS BECOME FIRST TEAM IN NFL HISTORY TO SCORE A TD FIVE DIFFERENT WAYS IN THE SAME GAME

The Patriots became the first team in NFL history to score a touchdown five different ways in the same game at Miami (10/04). The Patriots scored a rushing touchdown, a receiving touchdown, had a kickoff returned for a touchdown, blocked a field goal that was returned for a touchdown and returned an interception for a touchdown.

THREE WITH TWO TDS, QB WITH 4 TDS AND A PERFECT RATING

For the second time in team history the Patriots had three players finish with two touchdowns and a four-touchdown effort by the quarterback with a perfect rating. Wes Welker, Deion Branch and BenJarvus Green-Ellis each had two touchdowns and Tom Brady had four touchdowns with a perfect rating at Detroit (11/25). On Oct. 29, 1978 the Patriots defeated the Jets 55-21. Harold Jackson, Horace Ivory and James McAlister each had two touchdowns in the win. Steve Grogan threw four touchdowns in the game and finished with a perfect rating.

DEION BRANCH RETURNS TO THE PATRIOTS

Deion Branch was acquired by the Patriots in a trade with Seattle on Oct. 12, 2010. Originally a second-round pick of the Patriots in 2002, Branch was traded to Seattle in 2006 for a first round pick (Brandon Meriweather). Branch returns to a team that he helped win two Super Bowls. Branch was awarded the Pete Rozelle Trophy as the Most Valuable Player of Super Bowl XXXIX. His 11 receptions in the game tied the Super Bowl record, also achieved by Jerry Rice, Dan Ross and Wes Welker. On the day of Super Bowl XXXIX, Deion called a dozen of his former football coaches to thank them for the support that they gave him throughout his high school, junior college and college careers. Hours after talking to his coaches, he tied the Super Bowl record with 11 receptions and was named MVP of the game. Branch has turned in his biggest performances on the greatest stage in sports, leading all receivers in Super Bowls XXXVIII and XXXIX. He recorded a combined 21 receptions in the two games and owns two of the top seven receiving performances in Super Bowl history. His career reception total in the Super Bowl ranks third all-time, trailing only Jerry Rice (33) and Andre Reed (27).



PATRIOTS NEWS & NOTES

DEION BRANCH HAS CAREER LONG

The 79-yard touchdown pass from Tom Brady to Deion Branch is at Detroit (11/25) is the longest reception of Branch's career. His previous best was a 66-yard touchdown pass from Brady at Denver on Nov. 3, 2003.

ROOKIE TIGHT ENDS ARE MAKING AN IMPACT

Rob Gronkowski leads all rookie tight ends with nine touchdown catches, while Aaron Hernandez ranks second with six. Gronkowski and Hernandez are the first pair of rookie tight end teammates with at least five TD receptions in the same season in NFL history.

GRONKOWSKI SCORES ON HIS FIRST CATCH

Rookie TE Rob Gronkowski scored on a 1-yard touchdown pass from Tom Brady in the fourth quarter vs. Cincinnati (9/16). It was his first NFL reception. Gronkowski is the first Patriots rookie to score a touchdown on opening day since WR Deion Branch in 2002.

GRONKOWSKI SETS PATS ROOKIE TE MARK

Gronkowski has 9 touchdowns to establish a record for most touchdown catches by a rookie tight end in Patriots history, besting Russ Francis (4 in 1975) and Don Hasselbeck (4 in 1977). Gronkowski became the first Patriots rookie to ever record three touchdowns in a game with a three-TD game at Pittsburgh (11/14).

Gronkowski tied the Patriots record for most touchdown catches by a rookie after a 2-touchdown effort at Buffalo (12/26) gave him nine for the season.

Gronkowski also tied the team record for most touchdown passes by a Patriots tight end in a single season.

He is tied for second among rookie tight ends with Junior Miller (9) behind only Hall of Famer Mike Ditka, who had 12 as a rookie in 1961.

MOST TOUCHDOWNS BY A PATRIOTS ROOKIE TIGHT END

PLAYER	TD RECEPTIONS	YEAR
Rob Gronkowski	9	2010
Aaron Hernandez	6	2010
Don Hasselbeck	4	1977
Russ Francis	4	1975

MOST TOUCHDOWNS BY AN NFL ROOKIE TIGHT END

PLAYER	TD RECEPTIONS	YEAR
Mike Ditka (Chicago)	12	1961
Rob Gronkowski	9	2010
Junior Miller (Atlanta)	9	1980
John Mackey (Baltimore)	7	1963
Raymond Chester (Oakland)	7	1970
Eric Green (Pittsburgh)	7	1990

MOST TOUCHDOWNS BY A PATRIOTS TIGHT END- SEASON

PLAYER	TD RECEPTIONS	YEAR
Rob Gronkowski	9	2010
Ben Coates	9	1996

AARON HERNANDEZ STARTS BIG

Hernandez's first NFL reception was a 45-yard catch in the first quarter of the season-opener vs. Cincinnati (9/12). It is the longest reception by a Patriots rookie on his first catch since WR Tony Simmons had a 47-yard reception in his debut on Oct. 15, 1998. Hernandez has 563 receiving yards on 45 receptions. The 45 receptions are most by a Patriots rookie tight end. His 563 yards are second to Russ Francis, who had 636 receiving yards in 1975.

MOST RECEPTIONS BY A PATRIOTS ROOKIE TIGHT END

PLAYER	RECEPTIONS	YEAR
Aaron Hernandez	45	2010
Greg Baty	37	1986
Russ Francis	35	1975

MOST RECEIVING YARDS BY A PATRIOTS ROOKIE TIGHT END

PLAYER	RECEPTIONS	YEAR
Russ Francis	636	1975
Aaron Hernandez	563	2010
Jim Whalen	381	1965

CRUMPLER HIGH IN AVERAGE

Among active NFL tight ends, Patriots tight end Alge Crumpler ranks second in average yards per reception.



HIGHEST AVERAGE YARDS PER RECEPTION AMONG ACTIVE TIGHT ENDS

Player	Rec.	Yds.	Avg.
Antonio Gates (SD)	529	7005	13.2
Alge Crumpler (ATL,TEN,NE)	372	4,733	12.7
Vernon Davis (SF)	234	2,915	12.5
Benjamin Watson (NE,CLE)	228	2,798	12.3

PATRIOTS CAPTAINS

Prior to the season the Patriots announced that QB Tom Brady and RB Kevin Faulk will serve as offensive captains and NT Vince Wilfork and LB Jerod Mayo will serve as defensive captains. During the Bye Week, veteran TE Alge Crumpler was added as a team captain. Said Crumpler on joining the list, "It was an honor. Coach announced it to the team on Wednesday. I just need to continue to do the things that I've set forth from the first day I stepped into this organization, that's help this team win. I've been through a lot of situations; I've been a captain before. I didn't expect this, but I embrace the opportunity to keep leading and keep helping this ball club win games."

FRED TAYLOR AMONG NFL'S BEST

Fred Taylor ranks 15th in NFL history for most rushing yards with career totals of 2,524 carries for 11,660 yards and 66 rushing touchdowns in 152 games. He trails only New York's LaDainian Tomlinson (13,404) among active running backs in rushing yards. Taylor ranks among the NFL's all-time best in several categories.

Rushing yards per game (76.7)	14 th
Yards from scrimmage per game (92.4)	18 th
Rushes of 10-plus yards (332)	5 th
Rushes of 50-plus yards (13)	4 th
Yards from scrimmage (14,044)	25 th
Rushing touchdowns (66)	31 th

TAYLOR HAS 49 CAREER 100-YD GAMES

Fred Taylor finished with 105 yards rushing on 21 carries in the win vs. Atlanta on Sept. 27, 2009, recording his 49th 100-yard rushing game and his first as a Patriot. Taylor's 49 100-yard games rank 9th in NFL history and first among active players.

MOST 100-YARD RUSHING GAMES/CAREER

1. Emmitt Smith	78	6. Jim Brown	58
2. Walter Payton	77	7. Edgerrin James	57
3. Barry Sanders	76	8. Curtis Martin	57
4. Eric Dickerson	64	9. Fred Taylor	49
5. Jerome Bettis	61	10. Franco Harris	47
		LaDainian Tomlinson	47

BENJARVUS GREEN-ELLIS HAS 12 RUSHING TOUCHDOWNS

BenJarvus Green-Ellis is second in the NFL with 12 rushing touchdowns in 2010. He is the eighth player in team history to record double digit rushing touchdowns.

Patriots with Double Digit Touchdowns

Player	Touchdowns	Year
Curtis Martin	14	1996
Curtis Martin	14	1995
Corey Dillon	13	2006
BenJarvus Green-Ellis	12	2010
Corey Dillon	12	2005
Corey Dillon	12	2004
Antowain Smith	12	2001
Steve Grogan	12	1976
Horace Ivory	11	1978
Jim Nance	11	1966
Tony Collins	10	1983



PATRIOTS NEWS & NOTES

GREEN-ELLIS IS CLOSE TO 1,000 YARDS

RB BenJarvus Green-Ellis increased his 2010 rushing total to 928. He needs 72 yards in the last game to become the 11th New England player to record a 1,000-yard rushing season. If he reaches 1,000 yards he will be the first New England player to do so since Corey Dillon had a team-record 1,635 rushing yards in 2004.

DAN CONNOLLY HAS THE LONGEST KICKOFF RETURN EVER BY AN OFFENSIVE LINEMAN

Dan Connolly was named AFC Special Teams Player of the Week after he returned a kickoff 71 yards to the 4-yard line in the second quarter of the Patriots win vs. Green Bay on Dec. 19. According to Elias Sports Bureau, it is the longest kickoff return by an offensive lineman in NFL history. The run by Connolly topped the 48-yard touchdown return by Atlanta's Mal Snyder in 1969. The previous longest kickoff return for a Patriots offensive lineman was a 27-yard return by G Stephen Neal on Nov. 30, 2008 vs. Pittsburgh. Connolly's previous best was a 16-yard return vs. Miami on Nov. 8, 2009. Connolly's return set up a 2-yard touchdown pass from Tom Brady to Aaron Hernandez that cut the Packers' lead to 17-14. Joked T Matt Light, "Dan Connolly has the best average for a kickoff returned in the NFL. I couldn't believe it when I was watching it. But you put the ball in the hands of an offensive lineman, and, well, naturally [what Connolly did] is not a real shocker."

MAYO ON HIGH TACKLE PACE

LB Jerod Mayo has 186 total tackles in 2010 with two 19-tackle games: vs. Balt (10/17) and vs. GB (12/19). He had 139 tackles as a rookie in 2008 and 114 in 2009 and with his 186 tackles in 2010 he is the first Patriots player to have three consecutive 100-tackle seasons since Lawyer Milloy registered five straight 100-tackle seasons from 1997 through 2001. Mayo needs 14 tackles in the final game to become the third Patriots player to ever reach 200 total tackles. His 186 tackle are the highest since LB Steve Nelson had 207 tackles in 1984 and are the third highest in team history. Mayo has ten games in 2010 with 10-plus tackles.



Patriots Single Season Tackle Leaders All-Time

Year	Player	Tackles
1983	LB Clayton Weishuhn	229
1984	LB Steve Nelson	207
1980	LB Steve Nelson	186

GUYTON HAS TWO DEFENSIVE TOUCHDOWNS IN 2010

LB Gary Guyton returned a fumble 35 yards for a touchdown at Chicago (12/12) and returned an interception 59 yards for a touchdown in the season-opener vs. Cincinnati (9/12). Guyton is the first Patriots player to score two defensive touchdowns in a season since LB Tedy Bruschi returned two interceptions for touchdowns in 2003.

KYLE ARRINGTON SCORES ON A 36-YARD INTERCEPTION RETURN

Kyle Arrington registered his first NFL interception and returned it 36 yards for a touchdown in the third quarter. Arrington's interception return was his second touchdown of 2010. He scored when he returned a blocked field goal 35 yards for a touchdown at Miami on Oct. 4.

GUYTON AND ARRINGTON RETURN FIRST CAREER INTERCEPTIONS FOR SCORES

LB Gary Guyton intercepted his first pass vs. Cincinnati (9/12) and returned it 59 yards for a touchdown, and CB Kyle Arrington returned his first career interception vs. Green Bay (12/19) 36 yards for a touchdown. The Patriots now have three players on the roster who have returned an interception for a score on their first career pick. James Sanders returned his first pick 39 yards for a touchdown at Buffalo on Dec. 11, 2005.

MCCOURTY HAS SIX INTERCEPTIONS

Rookie CB Devin McCourty is tied for second in the NFL with six interceptions on the season. The six interceptions by a Patriots rookie are second to the eight by Mike Haynes in 1976.

Most Interceptions by a Patriots Rookie

Player	Interceptions	Year
Mike Haynes	8	1976
Devin McCourty	6	2010

PATRICK CHUNG RECORDS HIS FIRST NFL BLOCKED PUNT AND BLOCKED FIELD GOAL

S Patrick Chung blocked a second half punt and field goal at Miami (10/04) to become the first NFL player to do both in a single game since the CB Ramon Walker had a blocked field goal and punt vs. New England on Nov. 23, 2003. Chung blocked a second half punt to give the Patriots a first down at the Miami 15-yard line and set up a 12-yard touchdown run by RB BenJarvus Green-Ellis. Chung then blocked a 53-yard field goal attempt in the fourth quarter that was recovered by CB Kyle Arrington and returned for a touchdown. Chung was a two-time special teams player of the year during his college career at Oregon.

NINKOVICH'S 63-YARD FUMBLE RETURN IS SECOND LONGEST IN TEAM HISTORY

LB Rob Ninkovich returned a second quarter fumble 63 yards at San Diego (10/24). It is the second longest fumble return in team history to the 68-yard touchdown return by Richard Seymour at Buffalo on Oct. 3, 2004.

GRAHAM THIRD BEST EVER IN FIELD GOAL PCT.

Shayne Graham's 85.9 field goal percentage is tied for third-best among NFL kickers all-time.

Player	Years	FGM	FGA	Pct.
Nate Kaeding	2004-10	169	195	86.7
Mike Vanderjagt	1998-06	230	266	86.5
Shayne Graham	2001-10	207	241	85.9
Rob Bironas	2005-10	158	184	85.9
Robbie Gould	2005-10	158	185	85.4
Stephen Gostkowski	2006-10	113	134	84.3
Matt Stover	1991-2009	471	563	83.7

PRO BOWL –PATRIOTS PLAYER RANKINGS

The New England Patriots have 13 players that finished in the top five in Pro Bowl votes in their respective positions.



QB Tom Brady	(1st in AFC Voting – 1,877,079)
WR Wes Welker	(3rd in AFC Voting – 415,609)
TE Rob Gronkowski	(5 th in AFC Voting – 205,948)
T Matt Light	(5 th in AFC Voting – 220,477)
G Dan Connolly	(4th in AFC Voting – 173,819)
C Dan Koppen	(5 th in AFC Voting – 113,284)
DT Vince Wilfork	(2nd in AFC Voting – 304,139)
LB Jerod Mayo	(3 rd in AFC Voting – 179,416)
S Brandon Meriweather	(2nd in AFC Voting – 129,899)
S Patrick Chung	(2nd in AFC Voting – 116,291)
P Zoltan Mesko	(3rd in AFC Voting – 99,634)
KR Brandon Tate	(2nd in AFC Voting – 128,554)
SPT Matthew Slater	(4th in voting – 103,124)

2010 HONORS AND AWARDS

QB Tom Brady

- AFC Offensive Player of the Week (Wk. 12 at Detroit)
- AFC Offensive Player of the Week (Wk. 13 vs. NY Jets)
- FedEx Air Player of the Week (Wk. 14 at Chicago)

S James Sanders

- AFC Defensive Player of the Week (Wk. 10 at Pittsburgh)

OL Dan Connolly

- AFC Special Teams Player of the Week (Wk. 15 vs. Green Bay)

TE Rob Gronkowski

- Pepsi Rookie Player of the Week (Wk. 14 at Chicago)

TE Aaron Hernandez

- Pepsi NFL rookie of the Week (Wk. 15 vs. Green Bay)



PATRIOTS NEWS & NOTES

PATRIOTS HAVE TOP TELEVISION RATINGS

The Patriots are on a record-setting pace for household ratings through 14 games in their designated market area with a 34.79 HH rating. This season, the Patriots have also been part of two record-setting NFL broadcasts. New England's 23-20 overtime victory over Baltimore on Sunday, Oct. 17 helped CBS set the mark for the highest rating for its single game window since it acquired the current AFC package in 2008. The Patriots-Jets game on Sunday, Sept. 19 was the most watched September CBS game ever.

PATRIOTS 2010 RATINGS IN BOSTON TV MARKET

Date	Opp.	Net.	Boston TV	HH Rat.	HH Share
9/12	CIN	CBS	WBZ	28.70	59
9/19	NYJ	CBS	WBZ	34.96	61
9/26	BUF	CBS	WBZ	29.30	62
10/04	MIA	ESPN	WCVB	30.70	48
10/17	BAL	CBS	WBZ	29.84	61
10/24	SD	CBS	WBZ	35.10	58
10/31	MIN	FOX	WFXT	36.13	64
11/07	CLE	CBS	WBZ	30.73	60
11/14	PIT	NBC	WHDH	36.39	55
11/21	IND	CBS	WBZ	42.04	67
11/25	DET	CBS	WBZ	25.24	69
12/06	NYJ	ESPN	WCVB	42.20	62
12/12	CHI	CBS	WBZ	41.29	63
12/19	GB	NBC	WHDH	42.62	62
12/26	BUF	CBS	WBZ	36.58	63
			Avg.	34.79	60.9

THE GREATEST SHOW IN SNOW

The Patriots are 11-0 all-time in games in Foxborough when snow has fallen during the game. Below is a list of all of the Patriots' snow games in Foxborough since they moved from Boston in 1971.

SNOW GAMES IN FOXBOROUGH (11-0)

Date	Opp.	Temp	Weather	W/L	Score
10/18/09	TEN	39	Mixed Rain, Snow	W	59-0
12/21/08	ARZ	30	Snow	W	47-7
12/04/05	NYJ	26	Light Snow	W	16-3
01/16/05	IND*	25	Snow	W	20-3
01/18/04	IND*	32	Light Snow	W	24-14
12/14/03	JAX	25	Snow in 2nd Half	W	27-13
12/07/03	MIA	28	Cold, Snow, Wind	W	12-0
01/19/02	OAK*	25	Snow, 3-5 inches	W	16-13 ot
12/04/83	NO	35	Cold, Snowing	W	7-0
12/12/82	MIA	22	Wind, Snow	W	3-0
12/10/78	BUF	28	Snow, Some Sun	W	26-24

*-Playoffs

BILL BELICHICK ERA SNOW GAMES (12-0)

Date	Opp.	Temp	Weather	W/L	Score
12/26/10	at BUF	22	Snow Flurries	W	34-3
12/12/10	at CHI	26	Snow	W	36-7
10/18/09	TEN	39	Mixed Rain, Snow	W	59-0
12/21/08	ARZ	30	Snow	W	47-7
12/10/05	at BUF	30	Light Snow	W	35-7
12/04/05	NYJ	26	Light Snow	W	16-3
01/16/05	IND*	25	Snow	W	20-3
01/18/04	IND*	32	Light Snow	W	24-14
12/14/03	JAX	25	Snow in 2nd Half	W	27-13
12/07/03	MIA	28	Cold, Snow, Wind	W	12-0
01/19/02	OAK*	25	Snow, 3-5 inches	W	16-13 ot
12/17/00	at BUF	35	Snow Showers	W	13-10 ot

*-Playoffs



HOT WHEN IT'S COLD

The Patriots have enjoyed tremendous recent success in cold weather and are 29-6 since 1993 when the kickoff temperature is 34 degrees or colder. The Patriots are 21-3 when it's 30 degrees or colder. Additionally, the Patriots are 11-0 all-time in snowy games in Foxborough since moving from Boston in 1971.

PATRIOTS GAMES 34 DEGREES OR COLDER

SINCE 1993 (29-6)

Date	Opp.	Temp	Notes	W/L	Score
01/10/04	TEN*	4	Wind Chill -10	W	17-14
01/23/05	at PIT*	11	Wind Chill -1	W	41-27
12/26/93	IND	19	Wind Chill -1	W	38-0
01/10/10	BAL*	20	Wind Chill 8	L	14-33
12/26/10	at BUF	22	Wind Chill 8	W	34-3
01/20/08	SD*	23	Wind Chill 9	W	21-12
01/07/06	JAX*	24	Clear and Calm	W	28-3
12/21/96	at NYG	24	Wind Chill 17	W	23-22
01/01/06	MIA	25	Wind Chill 20	L	26-28
01/16/05	IND*	25	Snow	W	20-3
12/14/03	JAX	25	Wind Chill 16	W	27-13
01/19/02	OAK*	25	Snow	W	16-13 ot
12/12/10	at CHI	26	Snow	W	36-7
12/05/05	NYJ	26	Light Snow	W	16-3
12/10/95	NYJ	26	Wind Chill 12	W	31-28
01/12/97	JAX*	27	Wind Chill 11	W	20-6
12/06/10	NYJ	27	Wind Chill 15	W	45-3
12/20/09	at BUF	28	Wind Chill 22	W	17-10
12/07/03	MIA	28	Wind Chill 17	W	12-0
10/11/09	at DEN	30	Wind Chill 26	L	17-20
12/21/08	ARZ	30	Snow	W	47-7
12/11/05	at BUF	30	Light Snow	W	35-7
12/26/04	at NYJ	30	Wind Chill 21	W	23-7
12/20/03	at NYJ	30	Wind Chill 20	W	21-16
11/05/06	IND	31	Clear and Calm	L	20-27
12/24/00	MIA	31	Wind Chill 22	L	24-27
12/19/10	GB	32	Wind Chill 25	W	31-27
01/02/05	SF	32	Wind Chill 27	W	21-7
01/18/04	IND*	32	Light Snow	W	24-14
11/16/03	DAL	33	Cloudy and Calm	W	12-0
11/26/95	at BUF	33	Flurries	W	35-25
11/30/08	PIT	34	Rain	L	10-33
12/09/07	PIT	34	Cloudy and Cold	W	34-13
12/16/01	at BUF	34	Wind Chill 25	W	12-9 ot
12/12/93	CIN	34	Wind Chill 23	W	7-2

*-playoffs

BENJARVUS GREEN-ELLIS – THE LAW FIRM

BenJarvus Green-Ellis, who earned the nickname the Law Firm from his Patriots teammates because of his multi-part name, was signed by the Patriots as an undrafted free agent in 2008 out of the University of Mississippi. As a rookie, he recorded touchdowns in four straight games after being called up from the practice squad in October. His knack for finding the end zone has continued this season as he has reached the end zone a career-high 12 times, including his first two-touchdown performance vs. Minnesota (10/31). Green-Ellis also had a 112-yard rushing performance against the Vikings with 62 yards on the Patriots' final fourth quarter touchdown drive that extended a 3-point lead to a 10-point cushion in a 28-18 victory.





PATRIOTS NEWS & NOTES

TATE RETURNS TWO IN 2010

Brandon Tate has blossomed into a dual threat in both the return game and the receiving game. He has returned two kickoffs for touchdowns to provide the Patriots a spark on special teams, after returning the second half kickoff vs. Cincinnati 97 yards for a touchdown and the second half kickoff at Miami 103 yards for a touchdown. He is the first Patriots player to return two kicks for a touchdown in a season since Kevin Faulk returned two for a touchdown in 2002. The Patriots record for most kickoff returns for a touchdown in a season is three by Raymond Clayborn in 1977. His prowess for returns carries over from his collegiate days where he holds numerous NCAA and ACC career records including the NCAA career record for combined kick and punt return yards with 3,523. A native of North Carolina, Tate was a four-year return man for the Tar Heels. Tate suffered a knee injury against Notre Dame as a senior and missed the final seven games of the season. Tate joined the Patriots in the third round of the 2009 draft, but his rookie year was derailed by injury as he was placed on injured reserve on Nov. 14 after seeing action in only two games.

WOODHEAD GOES FROM DIVISION II TO THE NFL

Danny Woodhead was a standout at Division II Chadron State in Nebraska. He averaged 178.9 yards per game and totaled 101 rushing touchdowns during his collegiate career. Woodhead's outstanding junior and senior seasons earned him two Harlon Hill Trophies, the Division II equivalent to the Heisman Trophy. He is one of just three players to ever win two or more Harlon Hill Trophies, joining Texas A&M University-Kingsville running back Johnny Bailey, who won it three times (1987-89) before playing six seasons in the NFL for the Bears, Cardinals, and Rams. Valdosta State University's Dusty Bonner was the only other player to win the Harlon Hill Trophy multiple times (2000 and 2001). Cincinnati Bengals running back Bernard Scott (2008—Abilene Christian) joins Woodhead as active NFL running backs who have won the award.

DOUBLE TROUBLE: CB DEVIN MCCOURTY

After being selected by the Patriots in the first round of the 2010 NFL Draft, CB Devin McCourty became part of a select group in league history. McCourty's identical twin brother, Jason, is a cornerback with Tennessee, selected in the sixth round of the 2009 NFL Draft. The two are the 11th set of twins to play in the NFL. Devin and Jason were cornerbacks in the Rutgers secondary from 2005-08. Devin redshirted for the 2005 season and therefore was a year behind his brother in eligibility. McCourty is the second twin to suit up for the Patriots, after CB Kato Serwanga was a member of the team from 1998-2000. His twin brother Wasswa played for San Francisco and Minnesota from 1999-2001. According to McCourty's mother, the two can only be told apart by tiny scars on their faces left by chickenpox.

WILFORK WEARS HIS HEART ON HIS NECK

Vince Wilfork wears No. 75 over his shoulder pads. Underneath hangs a gold chain locket for those who were number one in his heart: his parents. In 2002, parents David and Barbara Wilfork both passed away within five months of each other, leaving the then University of Miami star without his greatest support system. Wilfork, who lost his father to diabetes, has raised hundreds of thousands of dollars for diabetes-related causes. His annual draft day fundraiser, a bowling event he has held for seven years, is one of the signature fundraising events held by a pro athlete in New England. For his charity work, Wilfork was awarded the 2010 New England Patriots Ron Burton Community Service Award. While he will always cherish his National Championship and Super Bowl rings, his constant reminder lies closest to his heart, a picture of his late parents at their high school prom. "I carry them with me wherever I go", Wilfork said of his parents' keepsake. "My parents pushed me to be the best I could be. The things I do and my wife does, we do out of the kindness of our heart, and we do it for the community."

WILFORK (continued)

I never look for anything in return. My teammates are my second family. My kids, my wife, the New England Patriots – that's all I have."

ZOLTAN MESKO: COMING TO AMERICA

Rookie P Zoltan Mesko was born in Timisoara, Romania, on the Romania-Hungary border. On Many occasions in 1989, during the communist revolutions, his family was forced to take cover by diving on the floor to avoid gun shots from the armies. Even after the fall of the Berlin Wall, his family lived in poverty. His family was finally able to escape Romania when his father won a United States Permanent Resident Card (green card) in the Diversity Immigrant Visa Lottery in 1997 when Mesko was 11.

MESKO DISCOVERS FOOTBALL

An avid soccer player from his days in Romania, Mesko had a strong leg. It was only when he came to America that he discovered his leg could take him places. In eighth grade, Mesko was playing kickball in the gym when he kicked the ball so high that he broke a light fixture. He was given a choice: pay for the light fixture or play football. With his family still struggling with money and football being a more popular sport than soccer at his school, the choice was an obvious one—Mesko decided to play football. His leg would land him numerous Division I Scholarships and admission offers from Ivy League schools. From these, Mesko chose to play football at Michigan.


ALL IN THE FAMILY: TE ROB GRONKOWSKI

Rookie TE Rob Gronkowski grew up playing football against his brothers in the backyard. Now, he has a chance to play against them in the NFL. Dan Gronkowski, the oldest of the bunch, is currently in his second season as a TE for the Denver Broncos, while 23-year old Chris is currently a rookie with the Dallas Cowboys as a fullback. The Gronkowskis are among 22 different sets of brothers currently in the NFL, yet they are the only family that can claim to have three siblings in the league. According to the Pro Football Hall of Fame, the Gronkowski brothers join nine other families to have at least three brothers playing at the same time.

Family	Brothers	Yr. in NFL at Same Time
Gronkowski	Rob, Dan, Chris	2010
Baldinger	Brian, Gary, Rich	1986-88, 90-92
Browner	Joey, Keith, Ross	1984-87
Olsen	Merlin, Phil, Orrin	1976
Saul	Rich, Bill, Ron	1970
Richardson	Gloster, Tom, Willie	1969
Rooney	Bill, Cobb, Joe	1924-27
Kinderline	Hobby, Shine, Walt	1924
Nesser	Al, Frank, Fred, John, Phil, Ted	1921

READ BETWEEN THE LINES

The Patriots teamed up with Ahern Middle School in Foxborough on June 9 to introduce "Read Between the Lines," a new program featuring Patriots offensive and defensive linemen to promote the school's "Summer Reading Blitz." Every student in attendance received a "Read Between the Lines" playbook and was encouraged to set their personal reading goals of at least two books this past summer. If the 923 students collectively read more than 2010 books over the summer, a Patriots lineman promised to return for another assembly to reward the students. On Sept. 28, Stephen Neal returned to the school to reward the students who accomplished their summer reading goals. One student received a "game ball" for her efforts after reading 70 books.





PATRIOTS News & Notes

LIKE FATHER LIKE SON

WR Matthew Slater spent his college days at UCLA. Matthew's father, Jackie Slater, a Hall of Fame offensive tackle, spent his entire career with the Rams organization in LA. Matthew Slater, drafted in 2008, is one of six sons of Hall of Fame members to be drafted in NFL history.

HALL OF FAME FATHERS WITH SONS DRAFTED IN THE NFL

Jackie Slater (class of 2001) – son, Matthew Slater (NE)
Howie Long (class of 2000) – son, Chris Long (STL)
Bobby Bell (class of 1983) – son, Bobby Bell (NYJ)
Tony Dorsett (class of 1994) – son, Anthony Dorsett (HOU)
Bob Griese (class of 1990) – son, Brian Griese (DEN)
Kellen Winslow (class of 1995) – son, Kellen Winslow (CLE)

GREETINGS FROM KAARST, GERMANY: SEBASTIAN VOLLMER MAKES HIS MARK

A native of Kaarst, Germany, Vollmer did not begin playing football until the age of 14 when he started playing for the Dusseldorf club team. Vollmer helped lead his German prep school team to two national football championships. His early football success landed him an appearance in the 2004 Global Junior Championships in San Diego, which led him to a scholarship at Houston. He spoke almost no English when he signed with Houston, but he became fluent in the language as he developed from a 250-pound tight end into a 315-pound lineman who started his final 25 games at tackle for the Cougars. Vollmer's collegiate career created interest from the NFL where the Patriots drafted him in the second round of the 2009 draft. Earned the nickname, Seabass, during his playing days at Houston. The nickname has carried over to the NFL.

EDELMAN GOES FROM STANDOUT QB TO WR

Julian Edelman began his college football career with a year at the College of San Mateo (Ca.) before transferring to Kent State where as a senior he completed 56% of his passes (153 of 275 passes for 1,820 yards) with 13 touchdowns. He was also the leading rusher, gaining 1,551 yards on 215 attempts (an average of 7.5 yards per carry) and scoring 13 touchdowns. His offensive numbers broke Kent State's single-season record for total offense set by Joshua Cribbs in 2003.

PATRICK CHUNG'S JOURNEY TO THE NFL

Long before S Patrick Chung picked up flag football as a teen, his mother, Jamaican recording artist Sophia George, had preached about being a tough man in a song. Her hit single, "Girlie Girlie" – a traditional reggae song about poking fun at a boy who was not man enough – topped the charts in 1985. Chung is aware that among his talents he was born with, speed and agility, singing is not one of them. Chung, who possesses a great sense of pride in his unique heritage – his mother is Jamaican and his father is half Jamaican and half Chinese, was born in Jamaica and moved to California at age 12 where he started to play football as a freshman in high school. Chung went on to star at Oregon, where he holds the distinction of starting more games than any other defensive player in school history with 51 starts. He originally entered the draft as junior but ultimately decided to return for his senior season. Pinned to the back of his locker is a reminder of the support he has gotten to this stage, a Jamaican flag that indicates his family's importance to him.

PATRIOTS CALL ON VETERAN K SHAYNE GRAHAM

Many kickers have quite a journey before landing a roster position on an NFL team. Such has been the case during kicker Shayne Graham's road to a 10-year NFL career. He originally signed with New Orleans as a rookie free agent in 2000 and went to camp with Seattle in 2001 before finally securing a roster spot with Buffalo later that season. He then spent time with Carolina before a seven-year stint with Cincinnati. Graham went to camp with Baltimore in 2010 and had a week stint on the Giants roster. He spent time in between jobs practicing at the Virginia Tech campus with two pieces of packed luggage in his car at all times as he waited for a call for a team in need.

MAYO IS A YOUNG LEADER

Jerod Mayo learned knowledge and discipline are the keys to success while spending afternoons with his three brothers under the supervision of their grandfather, Walter Johnson, a retired Air Force veteran of 30 years. While Mayo's mother worked two jobs, Johnson taught the boys discipline, responsibility and the value of life. Those lessons helped Mayo develop a work ethic and demeanor that has earned him the nickname of "Old Soul" from his teammates. His leadership skills and talent helped him become only the second Patriot to be named Rookie of the Year, earning that title in 2008 to join Michael Haynes (1976).

GUYTON HAS THE WORK ETHIC

Gary Guyton was not drafted into the NFL, but through a solid work ethic was able to make the 53-man roster and has been a solid player over the last three seasons for the Patriots. Taking a peek into his work history shows his work ethic goes beyond the football field. At the end of his rookie season, Guyton went back to Georgia Tech and worked as an office assistant at the school's research institute.

"I was an office assistant, right there at the desk," said Guyton, who worked for a small wage at Georgia Tech Research Institute. "Just a regular office assistant. Tech is my school and I enjoyed it."

"He's smart, well prepared," Bill Belichick said. "He understands. He's got a real good understanding of football. Not just his role but where other people have to be. That's what you really want in a defensive signal-caller, someone that understands how it all works."

"It's been a long road," Guyton said. "I have come far. I've achieved some things. But I don't look back, just forward."

JAMES SANDERS IS THE GREAT COMMUNICATOR

The Boston Herald wrote a story last season on how safety James Sanders' early life experiences were translating to the football field. Sanders grew up as the oldest of eight children in a single-parent home. So it should come as no surprise that he took the reins while his mother was out of the house. From homework to housework, James was in charge of holding the fort down in his formative years. Sanders is known as a the leader among the secondary and known for his role of helping the communication among the group.





THE TEAM OF THE DECADE

When Robert Kraft purchased the New England Patriots in 1994, few would have thought that just 16 years later the franchise would be the undisputed team of the decade in the first decade of the new millennium. Kraft brought a winning vision to the organization and dedicated his resources to building a consistent winner. On Jan. 27, 2000, Kraft hired Bill Belichick to coach the team, and three months later the team drafted then-unheralded quarterback Tom Brady, putting the final pieces in place for the Patriots to become the most successful NFL team of the 2000s.

THE PATRIOTS' UNMATCHED NFL SUCCESS FROM 2000-2009

Super Bowl Titles

New England	3
Pittsburgh.....	2
Baltimore.....	1
Indianapolis.....	1
New Orleans.....	1
N.Y. Giants	1
Tampa Bay	1

Conference Titles

New England	4
Indianapolis.....	2
N.Y. Giants	2
Pittsburgh.....	2
10 Teams	1

Division Titles

New England	7
Indianapolis.....	6
Philadelphia.....	5
Pittsburgh.....	5
San Diego.....	5

Note: The Patriots also finished tied for the division lead twice during the 2000s but lost the division title on tiebreakers in 2002 and 2008.

Playoff Wins

New England	14
Philadelphia.....	10
Pittsburgh.....	10
Indianapolis.....	9
Baltimore.....	8

Playoff Winning Percentage

Team	W	L	Pct.
New England	14	4	.777
New Orleans	5	2	.714
Pittsburgh	10	4	.714
Arizona	4	2	.667
Carolina	5	3	.625
Baltimore	8	5	.615

Playoff Games Played

New England	18
Philadelphia.....	18
Indianapolis.....	17
Pittsburgh.....	14
Baltimore.....	13
N.Y. Giants	11

Overall Wins

(Includes Regular Season and Playoffs)

New England	126
Indianapolis.....	124
Pittsburgh.....	113
Philadelphia.....	113
Baltimore.....	100

Overall Winning Percentage

(Includes Regular Season and Playoffs)

Team	W	L	T	Pct.
New England	126	52	0	.708
Indianapolis	124	53	0	.701
Pittsburgh	113	60	1	.652
Philadelphia	113	64	1	.638
Green Bay	98	71	0	.580

Most Victories in a Season (Inc. Playoffs), 2000-09

Team	Year	W
New England	2007	18
New England	2003	17
New England	2004	17
Baltimore	2000	16
St. Louis	2001	16
Pittsburgh	2004	16
Indianapolis	2006	16
Indianapolis	2009	16
New Orleans	2009	16

Most Victories in a Single Regular Season, 2000-09

Team	Year	W
New England	2007	16
Pittsburgh	2004	15
New England	2003	14
New England	2004	14
Indianapolis	2005	14
Indianapolis	2009	14
St. Louis	2001	14

Playoff Games Hosted

New England	9
Philadelphia.....	9
Pittsburgh.....	8
Indianapolis.....	8

Major Sports League Titles, 2000-09

Los Angeles Lakers	NBA	4
New England Patriots	NFL	3
San Antonio Spurs	NBA	3
Boston Red Sox	MLB	2
Detroit Red Wings	NHL	2
Houston Dynamo	MLS	2
Los Angeles Galaxy	MLS	2
New Jersey Devils	NHL	2
New York Yankees	MLB	2
Pittsburgh Steelers	NFL	2
San Jose Earthquakes	MLS	2

Major Sports Conference Titles, 2000-09


Los Angeles Lakers	NBA	6
New England Patriots	NFL	4
New England Revolution	MLS	4
Los Angeles Galaxy	MLS	4
New York Yankees	MLB	4
Detroit Red Wings	NHL	3
New Jersey Devils	NHL	3
San Antonio Spurs	NBA	3

Seasons of NFL Playoff Advancement

Philadelphia	7
New England	6
Pittsburgh.....	5
Baltimore.....	4
Indianapolis.....	4
Green Bay	3
Oakland.....	3
Seattle	3
New Orleans	3



PATRIOTS HOME DOMINANCE



Since the Patriots moved to Gillette Stadium in 2002, they have celebrated more regular season and postseason wins than any other team in the NFL. The Patriots have the highest point differential at home in that time and are among the top three offensive and defensive leaders at home. The Patriots home dominance is especially strong against NFC teams.

REGULAR SEASON HOME RECORD SINCE 2002

Rank	Team	W	L	T	Pct.
1	New England	59	12	0	0.831
2	Indianapolis	56	15	0	0.789
3	Baltimore	52	19	0	0.732
4	Pittsburgh	51	20	1	0.715
5	San Diego	50	22	0	0.694

HOME PLAYOFF RECORD SINCE 2002 (MIN. 5 GAMES)

Rank	Team	W	L	Pct
1	New England	7	1	0.875
2	Seattle	4	1	0.800
3	Philadelphia	5	2	0.714
4	Indianapolis	6	3	0.667
5	Pittsburgh	4	2	0.667

HOME RECORD SINCE 2002 (INCLUDING PLAYOFFS)

Rank	Team	W	L	T	Pct.
1	New England	66	13	0	0.835
2	Indianapolis	62	17	0	0.785
3	Baltimore	52	21	0	0.712
4	Pittsburgh	55	22	1	0.712
5	Philadelphia	52	25	0	0.675
5	San Diego	52	25	0	0.675

HOME RECORD VS. NFC SINCE 2002

Rank	Team	W	L	T	Pct.
1	New England	17	1	0	0.944
2	Pittsburgh	15	2	1	0.861
3	Baltimore	15	3	0	0.833
4	Jacksonville	14	4	0	0.778
4	Indianapolis	14	4	0	0.778

HOME RECORD VS DIVISIONAL OPPONENTS SINCE 2002

Rank	Team	W	L	T	Pct.
1	Indianapolis	22	4	0	0.846
2	New England	21	5	0	0.808
3	Minnesota	20	7	0	0.741
3	San Diego	20	7	0	0.741
3	Pittsburgh	20	7	0	0.741

POINT DIFFERENTIAL AT HOME SINCE 2002

Rank	Team	Point Differential
1	New England	703
2	Indianapolis	612
3	Baltimore	590
4	San Diego	574
5	Pittsburgh	513

POINTS ALLOWED PER GAME AT HOME SINCE 2002

Rank	Team	Points Allowed
1	Baltimore	15.8
2	New England	16.5
3	Pittsburgh	17.6
4	New York Jets	18.1
5	Jacksonville	18.5

Home Record in December Since 2002

Rank	Team	W	L	T	Pct.
1	New England	18	1	0	0.947
2	Green Bay	16	4	0	0.789
3	Denver	12	4	0	0.750
4	Indianapolis	17	6	0	0.739
5	Chicago	16	6	0	0.727
5	Pittsburgh	16	6	0	0.727

PATRIOTS PLAYER NOTES

OFFENSE

WR Wes Welker (TR-MIA, '07)

Seventh-year veteran leads the Patriots with 86 receptions and is second on the team with seven touchdown catches...In 2004, Welker became the first player in NFL history to return a punt, return a kick, kick a field goal, kick an extra point and kickoff in the same game- against the Patriots.

Welker vs. Miami

G	Rec	Yds	Avg	LG	TD
7	55	683	12.4	64	2

Kick Returns

No	Yds	Avg	LG	TD
2	52	26.0	27	0


Punt Returns

No	FC	Yds	Avg	Lg	TD
10	6	63	6.3	12	0

LT Matt Light (D2, '01)

One of four remaining players from the Patriots first Super Bowl win (Tom Brady, Kevin Faulk and Stephen Neal)...In 2009, Light started every game as part of a Patriots offensive line that allowed just 18 sacks, the fewest for the franchise in 30 years.

This is Light's 18th game vs. Buffalo



LG Logan Mankins (D2, '05)

Sixth-year mainstay at guard earned Pro Bowl honors in 2007 and '09, becoming the only Patriots guard along with John Hannah to make the Pro Bowl since the 1970 AFL-NFL Merger.

This is Mankins' 11th game vs. Miami

C Dan Koppen (D5, '03)

Koppen has started 118 of 119 games for the Patriots over eight seasons with the club...Earned first career Pro-Bowl selection in 2007, becoming the third center in Patriots history to garner All-Star status.

This is Koppen's 15th game vs. Miami

RG Dan Connolly (FA, '07)

Joined the Patriots as a practice squad player in 2007 and joined the active roster in late 2008...has started 13 games this year, the first seven at left guard before Mankins returned to the team, and the next six games at right guard after Stephen Neal was placed on IR...his 71-yard kickoff return against the Packers (12/19) was the longest by an offensive lineman in NFL history.

This is Connolly's 4th game vs. Miami

RT Sebastian Vollmer (D2, '09)

Vollmer, or "Sea Bass" as his teammates call him, is a native of Kaarst, Germany, and did not begin playing football until he was 14 ...Has played in 29 of a possible 31 games, including 23 starts in his career thus far.

This is Vollmer's 4th game vs. Miami

TE Alge Crumpler (FA, '10)

This four-time Pro-Bowler has been a cornerstone of the New England offensive line this year and caught his first TD of the season as part of a 34-3 division-clinching win at Buffalo (12/26)...Joined the Patriots as a veteran of nine NFL seasons – seven with Atlanta (2001-07) and two in Tennessee (2008-09).

Crumpler vs. Miami

G	Rec	Yds	Avg	LG	TD
3	6	65	10.8	19	0

WR Deion Branch (TR-SEA, '10)

The Super Bowl XXXIX Most Valuable Player returned to New England this year after four seasons in Seattle...Recently set a regular season personal best with 151 receiving yards in New England's 36-7 win at Chicago (12/12).



Branch vs. Miami

G	Rec	Yds	Avg	LG	TD
6	26	361	13.9	30	1

QB Tom Brady (D6, '00)

Tom Brady has quarterbacked the Patriots to victory in 110 of his 144 career regular-season starts, compiling a .763 winning percentage and giving him the best record of any quarterback in the Super Bowl era...Brady won his 100th game as a starter earlier this season in the fewest number of starts (131) among quarterbacks in the Super Bowl era.

Brady vs. Miami

G	Att	Com	Yds	Pct.	TD	INT	LG
17	477	284	3284	.595	29	16	82t

RB BenJarvus Green-Ellis (FA, '08)

Has rushed for a team-high 928 yards and leads the team with 12 touchdowns through 15 games this season ...Holds the Patriots only 100-yard rushing performances this year when he gained 112 and 104 yards against the Vikings (10/31) and at the Bills (12/26).

Green-Ellis vs. Miami

G	Att	Yds	Avg	LG	TD
4	24	103	4.3	12t	2

TE Rob Gronkowski (D2a, '10)

Gronkowski became the first Patriots rookie tight end to catch three touchdown passes in a game, when he caught three scores at Pittsburgh (11/14)...Currently leads the club with nine touchdown receptions.

This is Gronkowski's 2nd game vs. Miami

PATRIOTS PLAYER NOTES

DEFENSE

DL Ron Brace (D2, '09)

Worcester, Mass. native has played in 13 games this season, making five starts...Registered a career-high seven tackles at Cleveland on Nov. 7.

This is Brace's 3rd game vs. Miami

NT Vince Wilfork (D1, '04)

Seventh-year veteran and two-time Pro Bowler is fourth on the team with 80 tackles...Registered a season high 10 stops Week 6 vs. Baltimore (10/17).



Wilfork vs. Miami

G	Tot	Sol	Ast	Sk/Yds	Int/Yds	PD	FF	FR
13	47	32	15	2.0/14.0	0/0	2	0	1

DL Gerard Warren (FA, '10)

10th-year veteran joined the Patriots having started 15 or more games in seven of his first nine seasons...Currently third on the team with 3.5 sacks this year.

Warren vs. Miami

G	Tot	Sol	Ast	Sk/Yds	Int/Yds	PD	FF	FR
4	9	7	2	2.0/24.0	0/0	0	1	0

OLB Jermaine Cunningham (D2, '10)

Rookie outside linebacker has started 11 games, registering 41 tackles ...Made a career-high seven stops and picked up his first career sack against Baltimore (10/17).

This is Cunningham's 2nd game vs. Miami

ILB Jerod Mayo (D1, '08)

Mayo became the second Patriots player to win the Associated Press Defensive Rookie of the Year Award, joining Mike Haynes (1976)...Has led the Patriots in total tackles in each of his first two seasons with and is on pace to lead the club in stops again, tallying a team and NFL-high 186 stops through 15 games.



Mayo vs. Miami

G	Tot	Sol	Ast	Sk/Yds	Int/Yds	PD	FF	FR
5	56	42	14	0.5/3.5	0/0	1	0	0

ILB Gary Guyton (FA, '08)

Third-year undrafted linebacker out of Georgia Tech has two defensive returns for touchdowns this season – a 59-yard interception return for touchdown in the season opening win against Cincinnati (9/12) and a 35-yard fumble return for a score in a victory at Chicago (12/12).

This is Guyton's 6th game vs. Miami

OLB Rob Ninkovich (FA, '09)

Fifth-year veteran has made nine starts through the first 15 games this year and made his first two career picks in the Patriots 41-14 win over the Dolphins in Miami (10/4)...Ranks fourth among linebackers on the team with 52 tackles.

This is Ninkovich's 5th game vs. Miami

CB Kyle Arrington (FA, '09)

Second-year defensive back out of Hofstra signed to the New England 53-man roster and made an immediate impact by finishing second on the team with 17 special teams tackles even though he only played in eight games in 2009...Has stated 13 consecutive games at defensive back returned his first career interception 36 yards for a touchdown against Green Bay (12/19).

This is Arrington's 4th game vs. Miami

CB Devin McCourty (D1, '10)

Rookie first-round selection out of Rutgers leads all NFL rookies with and is tied for second in the league with six interceptions...McCourty, who has intercepted all six passes in his last 10 games, also leads the club with 15 passes defended.

This is McCourty's 2nd game vs. Miami



S Brandon Meriweather (D1, '07)

Third-year veteran is tied for seventh on the Patriots with 56 tackles...Leads all current Patriots with 12 career interceptions and is tied for second on the team with three picks.

Meriweather vs. Miami

G	Tot	Sol	Ast	Sk/Yds	Int/Yds	PD	FF	FR
10	18	16	2	0/0	2/38	3	1	0

S Patrick Chung (D1, '09)

Second-year defensive back is second on the team with 88 tackles despite missing two games...Had a career night in Miami (10/4) when he blocked a punt and a field goal, and return an interception for a touchdown en route to a Patriots 41-14 win.

This is Chung's 4th game vs. Miami

S James Sanders (D4, '05)

Fifth-year defensive back has already registered a career-high three interceptions this season, including a touchdown in New England's 39-26 win over Pittsburgh (11/14)...Only Patriot with an interception returned for a touchdown, a forced fumble and a fumble recovery this season.

This is Sanders's 12th game vs. Miami



PATRIOTS FOOTBALL NETWORK

The **Patriots Football Network** (PFN) is the full portfolio of media offerings from the three-time Super Bowl Champion New England Patriots. PFN provides Patriots content produced both in-house and with media partners spanning print, television, radio and the Internet.

PATRIOTS ALL ACCESS

T Emmy-Award winning Patriots All Access airs weekly throughout the season on WBZ, Channel 4 in Boston and regional affiliates. Patriots All Access features exclusive, behind-the-scenes access and in-depth weekly features on Patriots players and personnel. Hosted by WBZ's Steve Burton, the show features weekly sit-downs with Coach Bill Belichick, including the popular "Belestrator" segment where the coach breaks down upcoming opponents. Fridays at 7:00 p.m. and Sundays at 9:00 a.m. on **TV 38 in Boston; WNAC-TV in Providence**; Saturdays at 12:05 a.m. on **WMUR-TV in Manchester, N.H.** Saturdays at 5:00 a.m. on **WMTW-TV in Portland, Maine**; Saturdays at 5:00 p.m. on **WCTX-TV in Hartford, Conn.** Saturdays at 7:00 p.m. on **WFXQ-TV in Springfield, Mass.**; Sundays at 11:00 a.m. on **WVII-TV in Bangor, Maine**



TOTALLY PATRIOTS



Totally Patriots is a unique, one of a kind Patriots show aimed for the next generation of Patriots fans. This weekly, youth oriented football show allows school aged fans unprecedented access to their favorite players, enabling them to ask questions in a relaxed, informal setting.

PATRIOTS TODAY AND PATRIOTS THIS WEEK

PATRIOTS TODAY: Available daily at Patriots.com and on Verizon Fios on Demand, as well as on Verizon wireless' VCAST.

PATRIOTS THIS WEEK: Saturdays 9:30 p.m. on Comcast Sports Net.

Patriots Today gives fans a daily, in-depth look at the club that is unmatched by any other outlet. The show is hosted by Lyndsay Petruncy with daily reports from Brian Lowe and twice-weekly analysis from PFW's Paul Perillo. This daily Webcast is dedicated exclusively to the Patriots and provides daily features, reports and commentary that will satisfy every fan's daily Patriots fix. Every Saturday (TBA) on Comcast Sports Net, Lyndsay Petruncy will bring you *Patriots This Week*, providing a thorough recap of each week's developments.

PATRIOTS.COM NEWS

Patriots.com features daily updates and exclusive content from the writers of *Patriots Football Weekly*, offering everything from breaking news to player features and the popular "Ask PFW" postings.

VIDEO

The first professional sports team website to offer streaming video provides Patriots fans with a variety of exclusive video content. Visitors can choose their channel and watch exclusive video from news to cheerleaders. Patriots.com also features video of every Patriots press conference, including postgame press conferences and Coach Belichick's weekday media updates.

AUDIO

Patriots Web Radio programming is available exclusively on Patriots.com beginning at noon each day, Monday through Friday. Kicking off the programming lineup is PFW In Progress, a daily online program that features candid commentary from the writers of *Patriots Football Weekly*. Following PFW In Progress is Patriots Playbook, hosted by John Rooke, featuring items from around the NFL. Stay tuned for the debut of new shows during the 2009 season. Patriots.com also offers streaming audio of every Patriots press conference, as well as archives of Patriots.com Radio shows. Patriots.com provides podcasts of Patriots.com radio offerings as well as exclusive content.

PATRIOTS MONDAY ON WEEI

WEEI Sports Radio broadcasts Patriots Monday each week, offering fans unique insight and analysis from Coach Belichick and Tom Brady in addition to other Patriots players. WEEI will broadcast Patriots Monday live from Gillette Stadium each Monday, kicking off with Dennis & Callahan at 6:00 a.m.

PATRIOTS FRIDAY ON WEEI

WEEI Sports Radio broadcasts Patriots Friday each week, offering fans a look ahead at the weekend's game, match ups and rivalries. Various Patriots players will be featured on air. WEEI will broadcast Patriots Fridays each week throughout the season, kicking off with Dennis & Callahan at 6:00 a.m., followed by Dale & Holley at 10:00 a.m. and The Big Show with Glenn Ordway from 2:00 to 6:00 p.m.

98.5 THE SPORTS HUB PATRIOTS RADIO NETWORK

A new era in Patriots Radio history began last season, with the move of the game broadcasts to 98.5 FM, Boston's Sports Hub. The transition to Boston's new all-sports radio station insures that Patriots fans will continue to hear every kick, block and tackle in stereo, and without static, in crystal-clear FM quality. Fans all over New England will be able to listen in to any of 36 stations on the Safety Insurance 98.5 The Sports Hub Patriots Radio Network, starting with Patriots Preview three hours before kickoff, and capped off with Patriots Postgame for three hours after the final gun.



FLAGSHIP STATION 98.5 FM Boston's Sports Hub

MASSACHUSETTS

WAQY	Springfield	102.1 FM
WBEC	Pittsfield	1420 AM
WPKZ	Fitchburg	1280 AM
WNAW	N. Adams	1230 AM
WBSM	New Bedford	1420 AM
WPVQ	Greenfield	95.3 FM
WSAR	Fall River	1480 AM
WWFX	Worcester	100.1 FM
WXTK	Hyannis	95.1 FM

NEW HAMPSHIRE

WTPL	Concord	107.7 FM
WSAK	Hampton	102.1 FM
WHQ	Laconia	104.9 FM
WKNE	Keene	99.1 FM
WSHK	Portsmouth	105.3 FM
WGHM	Nashua	1590 AM
WPKQ	N. Conway	103.7 FM
WGAM	Manchester	1250 AM

RHODE ISLAND

WPRO	Providence	630 AM
WEAN	Providence	99.7 FM

VERMONT

WBTN	Bennington	1370 AM
WORK	Barre	107.1 FM
WKVT	Brattleboro	92.7 FM
WEAV	Burlington	960 AM
WEXP	Rutland	101.5 FM
WMOO	Derby Center	92.1 FM
WSTJ	St Johnsbury	1340 AM
WMXR	Woodstock	93.9 FM

MAINE

WEBB	Augusta	98.5 FM
WWMJ	Bangor	95.7 FM
WBLM	Portland	102.9 FM
WEGP	Presque Isle	1390 AM

CONNECTICUT

WCCC	Hartford	106.9 FM
WLML	New London	104.7 FM
WINY	Putnam	1350 AM
WGCH	Greenwich	1490 AM



* PASSING	Att	Cmp	Yds	Cmp%	Yds/Att	TD	TD%	Int	Int%	Long	Sack/Lost	Rating
Brady	476	314	3701	66.0	7.78	34	7.1	4	0.8	79t	25/ 175	109.8
Hoyer	2	0	0	0.0	0.00	0	0.0	1	50.0	---	0/ 0	0.0
TEAM	478	314	3701	65.7	7.74	34	7.1	5	1.0	79t	25/ 175	108.4
OPPONENTS	574	372	4108	64.8	7.16	24	4.2	24	4.2	66t	30/ 178	82.4



2010 DEFENSIVE STATISTICS

Tackle Statistics based on Coaches Film Review

PLAYER	TACKLES			SACKS			INTERCEPTIONS				FUMBLES				SP. TEAMS				
Name	TT	UT	A	S/	Yds	OH	Int/	Yds	TD	PD	FF	FR/	Yds	TD	TT	UT	A	FF	FR
Jerod Mayo	186	111	75	1.0	7.0	3	0	0	0	5	1	3	0	0	1	0	1	0	0
Patrick Chung	88	66	22	0.0	0.0	1	3	96	1	8	0	0	0	0	6	5	1	0	0
Devin McCourty	81	69	12	1.0	4.0	1	6	110	0	15	2	0	0	0	11	10	1	0	0
Vince Wilfork	80	46	34	0.0	0.0	2	0	0	0	2	0	1	0	0	0	0	0	0	0
Brandon Spikes	71	41	30	0.0	0.0	0	1	5	0	3	0	0	0	0	2	2	0	0	0
Brandon Meriweather	66	46	20	0.0	0.0	0	3	39	0	6	0	1	0	0	2	2	0	0	0
Kyle Arrington	63	48	15	0.0	0.0	0	1	36	1	5	0	0	0	0	15	12	3	0	0
Gary Guyton	62	42	20	3.0	18.0	3	2	72	1	6	1	1	35	1	3	2	1	0	0
James Sanders	60	40	20	0.0	0.0	0	3	60	1	6	1	1	0	0	4	3	1	0	0
Rob Ninkovich	52	31	21	2.0	14.0	6	2	1	0	3	0	2	63	0	10	6	4	0	0
Tully Banta-Cain	51	36	15	5.0	30.5	13	0	0	0	0	1	0	0	0	0	0	0	0	0
Jermaine Cunningham	41	27	14	1.0	4.0	4	0	0	0	1	2	0	0	0	0	0	0	0	0
Gerard Warren	34	17	17	3.5	21.5	5	0	0	0	0	0	0	0	0	0	0	0	0	0
Ron Brace	28	19	9	0.0	0.0	0	0	0	0	0	0	0	0	0	0	0	0	0	0
Jonathan Wilhite	24	19	5	0.0	0.0	0	0	0	0	2	0	0	0	0	0	0	0	0	0
Darius Butler	21	19	2	0.0	0.0	0	0	0	0	5	0	0	0	0	0	0	0	0	0
Mike Wright	17	12	5	5.5	36.5	9	0	0	0	1	0	0	0	0	0	0	0	0	0
Brandon Deaderick	17	12	5	2.0	6.0	1	0	0	0	0	0	0	0	0	0	0	0	0	0
Myron Pryor	12	7	5	0.5	2.0	1	0	0	0	0	0	0	0	0	0	0	0	0	0
Jarrad Page	12	8	4	0.0	0.0	0	2	0	0	2	0	0	0	0	6	3	3	0	0
Eric Moore	12	8	4	2.0	16.0	2	0	0	0	0	1	1	0	0	0	0	0	0	0
Dane Flecther	11	8	3	1.0	8.0	3	1	0	0	2	1	1	0	0	9	8	1	0	0
Kyle Love	11	5	6	1.0	4.0	1	0	0	0	1	0	0	0	0	0	0	0	0	0
Sergio Brown	9	8	1	0.0	0.0	0	0	0	0	0	0	0	0	0	3	2	1	0	1
Shawn Crable	4	3	1	0.5	3.5	1	0	0	0	0	0	0	0	0	1	0	1	0	0
Landon Cohen	2	2	0	0.0	0.0	0	0	0	0	0	0	0	0	0	0	0	0	0	0
Marques Murrell	1	1	0	0.0	0.0	0	0	0	0	0	0	0	0	0	0	0	0	0	0
Pierre Woods	1	1	0	1.0	3.0	1	0	0	0	0	0	0	0	0	2	2	0	0	0
BenJarvus Green-Ellis	0	0	0	0.0	0.0	0	0	0	0	0	0	0	0	0	3	2	1	0	0
Stephen Gostkowski	0	0	0	0.0	0.0	0	0	0	0	0	0	0	0	0	1	0	1	0	0
Matthew Slater	0	0	0	0.0	0.0	0	0	0	0	0	0	0	0	0	18	12	6	0	0
Aaron Hernandez	0	0	0	0.0	0.0	0	0	0	0	1	0	0	0	0	0	0	0	0	0
Matt Katula	0	0	0	0.0	0.0	0	0	0	0	0	0	0	0	0	2	1	1	0	0
Zoltan Mesko	0	0	0	0.0	0.0	0	0	0	0	0	0	0	0	0	1	1	0	0	0
Sammy Morris	0	0	0	0.0	0.0	0	0	0	0	0	0	0	0	0	11	6	5	0	0
Danny Woodhead	0	0	0	0.0	0.0	0	0	0	0	0	0	0	0	0	10	10	0	0	0
Tracy White	0	0	0	0.0	0.0	0	0	0	0	0	0	0	0	0	18	9	9	0	0
	1117	752	365	30.0	178.0	57	24	419	4	74	10	11	98	1	139	98	41	0	0

FUMBLES - LOST (8-4)				
	No.	Lost	Own Rec	O.B.
Tom Brady	3	1	1	0
Rob Gronkowski	1	1	0	0
Sammy Morris	1	1	0	0
Julian Edelman	1	0	0	0
Darius Butler	0	0	1	0
Brandon Tate	1	1	0	0
Wes Welker	1	0	2	0
	8	4	4	0

MISC. OFFENSIVE STATS				
	Tkl	Ast	FF	FR
Julian Edelman	1	0	0	0
Randy Moss	2	0	0	0
Stephen Neal	1	0	0	0
	4	0	0	0

KEY	
TT-Total Tackles	Int/Yds-Interceptions/Yards Returned
UT-Unassisted Tackles	PD-Passes Defensed
A-Assisted Tackles	FF-Forced Fumbles

BLOCKED KICKS		
	XP	FG
Patrick Chung	1	1
Totals	1	1



2010 New England Patriots Roster

AS OF DECEMBER 28, 2010

ALPHABETICAL ROSTER

#	NAME	POS	HT	WT	BORN	YR	COLLEGE	H.S. HOMETOWN
27	Arrington, Kyle	CB	5-10	196	8/12/1986	2	Hofstra	Accokeek, Md.
95	Banta-Cain, Tully	LB	6-2	250	8/28/1980	8	California	Sunnyvale, Calif.
97	Brace, Ron	DL	6-3	330	12/18/1986	2	Boston College	Worcester, Mass.
12	Brady, Tom	QB	6-4	225	8/3/1977	11	Michigan	San Mateo, Calif.
84	Branch, Deion	WR	5-9	195	7/18/1979	9	Louisville	Albany, Ga.
38	Brown, Sergio	S	6-2	210	5/22/1988	R	Notre Dame	Maywood, Ill.
28	Butler, Darius	CB	5-10	190	3/18/1986	2	Connecticut	Ft. Lauderdale, Fla.
29	Carter, Tony	CB	5-9	175	5/24/1986	2	Florida State	Jacksonville, Fla.
25	Chung, Patrick	S	5-11	212	8/19/1987	2	Oregon	Rancho Cucamonga, Calif.
22	Clayton, Thomas	RB	5-11	220	4/26/1984	2	Kansas State	Alexandria, Va.
66	Cohen, Landon	DL	6-3	300	8/3/1986	3	Ohio	Spartanburg, S.C.
63	Connolly, Dan	OL	6-4	313	9/2/1982	5	Southeast Missouri St.	St. Louis, Mo.
82	Crumpler, Alge	TE	6-2	275	12/23/1977	10	North Carolina	Wilmington, N.C.
96	Cunningham, Jermaine	LB	6-3	260	4/24/1988	R	Florida	Stone Mountain, Ga.
71	Deaderick, Brandon	DL	6-4	305	8/19/1987	R	Alabama	Elizabethtown, Ky.
11	Edelman, Julian	WR	5-10	198	5/22/1986	2	Kent State	Redwood City, Calif.
52	Fletcher, Dane	LB	6-2	244	9/14/1986	R	Montana State	Bozeman, Montana
5	Graham, Shayne	K	6-0	214	12/9/1977	10	Virginia Tech	Radford, Va.
42	Green-Ellis, BenJarvus	RB	5-11	215	7/2/1985	3	Mississippi	New Orleans, La.
87	Gronkowski, Rob	TE	6-6	265	5/14/1989	R	Arizona	Pittsburgh, Pa.
59	Guyton, Gary	LB	6-3	245	11/14/1985	3	Georgia Tech	Hinesville, Ga.
85	Hernandez, Aaron	TE	6-1	245	11/6/1989	R	Florida	Bristol, Conn.
8	Hoyer, Brian	QB	6-2	215	10/13/1985	2	Michigan State	North Olmsted, Ohio
48	Katula, Matt	LS	6-6	265	8/22/1982	6	Wisconsin	Waukesha, Wi.
67	Koppen, Dan	C	6-2	296	9/12/1979	8	Boston College	Whitehall, Pa.
64	LeVoir, Mark	T	6-7	310	7/29/1982	4	Notre Dame	Eden Prairie, Minn.
72	Light, Matt	T	6-4	305	6/23/1978	10	Purdue	Greenville, Ohio
74	Love, Kyle	DL	6-1	310	11/18/1986	R	Mississippi State	Fairburn, Ga.
70	Mankins, Logan	G	6-4	310	3/10/1982	6	Fresno State	Cathays Valley, Calif.
51	Mayo, Jerod	LB	6-1	245	2/23/1986	3	Tennessee	Hampton, Va.
32	McCourt, Devin	CB	5-10	193	8/13/1987	R	Rutgers	Montvale, N.J.
31	Meriweather, Brandon	S	5-11	200	1/14/1984	4	Miami (Fla.)	Apopka, Fla.
14	Mesko, Zoltan	P	6-5	231	3/16/1986	R	Michigan	Twinsburg, Ohio
98	Moore, Eric	DL	6-4	268	2/28/1981	5	Florida State	Pahokee, Fla.
34	Morris, Sammy	RB	6-0	220	3/23/1977	11	Texas Tech	San Antonio, Texas
50	Ninkovich, Rob	LB	6-2	255	2/1/1984	5	Purdue	Blue Island, Ill.
60	Ohrnberger, Rich	OL	6-2	300	2/14/1986	2	Penn State	East Meadow, N.Y.
69	Ojinnaka, Quinn	OL	6-5	295	4/23/1984	5	Syracuse	Seabrook, Md.
44	Page, Jarrad	S	6-0	225	10/19/1984	5	UCLA	San Leandro, Calif.
17	Price, Taylor	WR	6-0	205	10/8/1987	R	Ohio	Hilliard, Ohio
91	Pryor, Myron	DL	6-1	310	6/13/1986	2	Kentucky	Louisville, Ky.
36	Sanders, James	S	5-10	210	11/11/1983	6	Fresno State	Porterville, Calif.
18	Slater, Matthew	WR	6-0	200	9/9/1985	3	UCLA	Anaheim, Calif.
55	Spikes, Brandon	LB	6-2	250	9/3/1987	R	Florida	Shelby, N.C.
19	Tate, Brandon	WR	6-1	195	10/5/1987	2	North Carolina	Burlington, N.C.
21	Taylor, Fred	RB	6-1	228	1/27/1976	13	Florida	Belle Glade, Fla.
76	Vollmer, Sebastian	OL	6-8	315	7/10/1984	2	Houston	Kaarst, Germany
92	Warren, Gerard	DL	6-4	325	7/25/1978	10	Florida	Lake Butler, Fla.
83	Welker, Wes	WR	5-9	185	5/1/1981	7	Texas Tech	Oklahoma City, Okla.
62	Wendell, Ryan	C	6-2	290	3/4/1986	2	Fresno State	Diamond Bar, Calif.
58	White, Tracy	LB	6-0	230	4/14/1981	8	Howard	St. Stephen, S.C.
75	Wilfork, Vince	NT	6-2	325	11/4/1981	7	Miami (Fla.)	Boynton Beach, Fla.
39	Woodhead, Danny	RB	5-8	195	1/25/1985	3	Chadron State	North Platte, Ne.
99	Wright, Mike	DL	6-4	295	3/1/1982	6	Cincinnati	Cincinnati, Ohio

NUMERICAL ROSTER

#	NAME	POS
5	Shayne Graham	K
8	Brian Hoyer	QB
11	Julian Edelman	WR
12	Tom Brady	QB
14	Zoltan Mesko	P
17	Taylor Price	WR
18	Matthew Slater	WR
19	Brandon Tate	WR
21	Fred Taylor	RB
22	Thomas Clayton	RB
25	Patrick Chung	S
27	Kyle Arrington	CB
28	Darius Butler	CB
29	Tony Carter	CB
31	Brandon Meriweather	S
32	Devin McCourt	CB
34	Sammy Morris	RB
36	James Sanders	S
38	Sergio Brown	S
39	Danny Woodhead	RB
42	BenJarvus Green-Ellis	RB
44	Jarrad Page	S
48	Matt Katula	LS
50	Rob Ninkovich	LB
51	Jerod Mayo	LB
52	Dane Fletcher	LB
55	Brandon Spikes	LB
58	Tracy White	LB
59	Gary Guyton	LB
60	Rich Ohrnberger	OL
62	Ryan Wendell	C
63	Dan Connolly	OL
64	Mark LeVoir	T
66	Landon Cohen	DL
67	Dan Koppen	C
69	Quinn Ojinnaka	OL
70	Logan Mankins	G
71	Brandon Deaderick	DL
72	Matt Light	T
74	Kyle Love	DL
75	Vince Wilfork	NT
76	Sebastian Vollmer	OL
82	Alge Crumpler	TE
83	Wes Welker	WR
84	Deion Branch	WR
85	Aaron Hernandez	TE
87	Rob Gronkowski	TE
91	Myron Pryor	DL
92	Gerard Warren	DL
95	Tully Banta-Cain	LB
96	Jermaine Cunningham	LB
97	Ron Brace	DL
98	Eric Moore	DL
99	Mike Wright	DL

PRACTICE SQUAD

#	NAME	POS	HT	WT	BORN	YR	COLLEGE	H.S. HOMETOWN
68	Austin, Thomas	OL	6-4	310	11/14/1986	R	Clemson	Camden, S.C.
86	Butler, Carson	TE	6-4	260	8/21/1987	1	Michigan	Detroit, Mich.
7	Crompton, Jonathan	QB	6-3	222	7/25/1987	R	Tennessee	Waynesville, N.C.
65	Maneri, Steve	T	6-6	290	3/20/1988	R	Temple	Saddle Brook, N.J.
43	Turner, Thad	CB	5-11	188	4/30/1987	R	Ohio	Marietta, Ga.
35	Ventrone, Ross	S	5-8	190	9/27/1986	R	Villanova	Pittsburgh, Pa.
93	Washington, Lorenzo	DL	6-4	296	12/2/1986	R	Alabama	Loganville, Ga.

PRACTICE SQUAD

#	NAME	POS
7	Jonathan Crompton	QB
35	Ross Ventrone	S
43	Thad Turner	CB
65	Steve Maneri	T
68	Thomas Austin	OL
86	Carson Butler	TE
93	Lorenzo Washington	DL

RESERVE/INJURED LIST

#	NAME	POS	HT	WT	BORN	YR	COLLEGE	H.S. HOMETOWN
	Barrett, Josh	S	6-2	225	11/22/1984	3	Arizona State	Reno, Nev.
23	Bodden, Leigh	CB	6-1	193	9/24/1981	8	Duquesne	Hyattsville, Md.
33	Faulk, Kevin	RB	5-8	202	6/5/1976	12	Louisiana State	Carencro, La.
3	Gostkowski, Stephen	K	6-1	215	1/28/1984	5	Memphis	Madison, Miss.
77	Kaczur, Nick	T	6-4	315	7/28/1979	6	Toledo	Brantford, Ontario
26	Lockett, Bret	DB	6-1	220	10/7/1986	2	UCLA	Diamond Bar, Calif.
30	McGowan, Brandon	S	5-11	210	9/26/1983	6	Maine	Jersey City, N.J.
61	Neal, Stephen	G	6-4	305	10/9/1976	9	Cal State-Bakersfield	San Diego, Calif.
90	Richard, Darryl	DL	6-4	295	6/17/1986	1	Georgia Tech	Destrehan, La.
94	Warren, Ty	DL	6-5	300	2/6/1981	8	Texas A&M	Bryan, Texas
66	Weston, Kade	DL	6-5	315	11/29/1986	R	Georgia	Red Bank, N.J.
24	Wilhite, Jonathan	CB	5-11	185	2/23/1984	3	Auburn	Monroe, La.

RESERVE/INJURED LIST

#	NAME	POS
3	Stephen Gostkowski	K
23	Leigh Bodden	CB
24	Jonathan Wilhite	CB
26	Bret Lockett	DB
30	Brandon McGowan	S
33	Kevin Faulk	RB
61	Stephen Neal	G
66	Kade Weston	DL
77	Nick Kaczur	T
90	Darryl Richard	DL
94	Ty Warren	DL
	Josh Barrett	S

PRACTICE SQUAD/INJURED

#	NAME	POS	HT	WT	BORN	YR	COLLEGE	H.S. HOMETOWN
10	Jenkins, Darnell	WR	5-10	191	12/31/1982	1	Miami (Fla.)	Miami, Fla.

PRACTICE SQUAD/INJURED

#	NAME	POS
10	Darnell Jenkins	WR

RESERVE/MILITARY LIST

#	NAME	POS	HT	WT	BORN	YR	COLLEGE	H.S. HOMETOWN
15	Barnes, Tyree	WR	6-0	196	4/15/1986	1	Navy	Hampton, Va.
44	Kettani, Eric	RB	5-11	235	3/26/1987	1	Navy	Kirtland, Ohio
15	White, Shun	WR	5-8	195	12/9/1985	1	Navy	Memphis, Tenn.

RESERVE/MILITARY LIST

#	NAME	POS
15	Tyree Barnes	WR
15	Shun White	WR
44	Eric Kettani	RB

HEAD COACH: BILL BELICHICK

ASSISTANTS: Josh Boyer, Defensive Backs; Corwin Brown, Defensive Backs; Ivan Fears, Running Backs; Brian Ferentz, Offensive Assistant Coach;

Brian Flores, Assistant Coach Offense/Special Teams; Patrick Graham, Defensive Assistant Coach; Pepper Johnson, Defensive Line; Harold Nash, Assistant Strength and Conditioning;

Bill O'Brien, Quarterbacks; Scott O'Brien, Special Teams; Chad O'Shea, Receivers; Matt Patricia, Linebackers; Dante Scarnecchia, Assistant Head Coach/Offensive Line;

Mike Woick, Strength and Conditioning



2010 Numerical Roster

December 28, 2010

#	NAME	POS	HT	WT	AGE	YR	COLLEGE	HOW ACQ.
5	Shayne Graham	K	6-0	214	33	10	Virginia Tech	FA-10
8	Brian Hoyer	QB	6-2	215	25	2	Michigan State	FA-09
11	Julian Edelman	WR	5-10	198	24	2	Kent State	D7a-09
12	Tom Brady	QB	6-4	225	33	11	Michigan	D6b-00
14	Zoltan Mesko	P	6-5	231	24	R	Michigan	D5-10
17	Taylor Price	WR	6-0	205	23	R	Ohio	D3-10
18	Matthew Slater	WR	6-0	200	25	3	UCLA	D5-08
19	Brandon Tate	WR	6-1	195	23	2	North Carolina	D3a-09
21	Fred Taylor	RB	6-1	228	34	13	Florida	FA(JAX)-09
22	Thomas Clayton	RB	5-11	220	26	2	Kansas State	CW(CLE)-10
25	Patrick Chung	S	5-11	212	23	2	Oregon	D2a-09
27	Kyle Arrington	CB	5-10	196	24	2	Hofstra	FA-09
28	Darius Butler	CB	5-10	190	24	2	Connecticut	D2c-09
29	Tony Carter	CB	5-9	175	24	2	Florida State	FA-10
31	Brandon Meriweather	S	5-11	200	26	4	Miami (Fla.)	D1-07
32	Devin McCourty	CB	5-10	193	23	R	Rutgers	D1-10
34	Sammy Morris	RB	6-0	220	33	11	Texas Tech	UFA(MIA)-07
36	James Sanders	S	5-10	210	27	6	Fresno State	D4-05
38	Sergio Brown	S	6-2	210	22	R	Notre Dame	FA-10
39	Danny Woodhead	RB	5-8	195	25	3	Chadron State	FA-10
42	BenJarvus Green-Ellis	RB	5-11	215	25	3	Mississippi	FA-08
44	Jarrad Page	S	6-0	225	26	5	UCLA	TR(KC)-10
48	Matt Katula	LS	6-6	265	28	6	Wisconsin	FA-10
50	Rob Ninkovich	LB	6-2	255	26	5	Purdue	FA-09
51	Jerod Mayo	LB	6-1	245	24	3	Tennessee	D1-08
52	Dane Fletcher	LB	6-2	244	24	R	Montana State	FA-10
55	Brandon Spikes	LB	6-2	250	23	R	Florida	D2c-10
58	Tracy White	LB	6-0	230	29	8	Howard	TR(PHI)-10
59	Gary Guyton	LB	6-3	245	25	3	Georgia Tech	FA-08
60	Rich Ohrnberger	OL	6-2	300	24	2	Penn State	D4-09
62	Ryan Wendell	C	6-2	290	24	2	Fresno State	FA-08
63	Dan Connolly	OL	6-4	313	28	5	Southeast Missouri St.	FA(JAX)-08
64	Mark LeVoir	T	6-7	310	28	4	Notre Dame	CW(STL)-08
66	Landon Cohen	DL	6-3	300	24	3	Ohio	FA-10
67	Dan Koppen	C	6-2	296	31	8	Boston College	D5-03
69	Quinn Ojinnaka	OL	6-5	295	26	5	Syracuse	TR(ATL)-10
70	Logan Mankins	G	6-4	310	28	6	Fresno State	D1-05
71	Brandon Deaderick	DL	6-4	305	23	R	Alabama	D7b-10
72	Matt Light	T	6-4	305	32	10	Purdue	D2-01
74	Kyle Love	DL	6-1	310	24	R	Mississippi State	FA-10
75	Vince Wilfork	NT	6-2	325	29	7	Miami (Fla.)	D1a-04
76	Sebastian Vollmer	OL	6-8	315	26	2	Houston	D2d-09
82	Alge Crumpler	TE	6-2	275	33	10	North Carolina	FA(TEN)-10
83	Wes Welker	WR	5-9	185	29	7	Texas Tech	TR(MIA)-07
84	Deion Branch	WR	5-9	195	31	9	Louisville	TR(SEA)-10
85	Aaron Hernandez	TE	6-1	245	21	R	Florida	D4-10
87	Rob Gronkowski	TE	6-6	265	21	R	Arizona	D2a-10
91	Myron Pryor	DL	6-1	310	24	2	Kentucky	D6b-09
92	Gerard Warren	DL	6-4	325	32	10	Florida	FA(OAK)-10
95	Tully Banta-Cain	LB	6-2	250	30	8	California	FA(SF)-09
96	Jermaine Cunningham	LB	6-3	260	22	R	Florida	D2b-10
97	Ron Brace	DL	6-3	330	24	2	Boston College	D2b-09
98	Eric Moore	DL	6-4	268	29	5	Florida State	FA-10
99	Mike Wright	DL	6-4	295	28	6	Cincinnati	FA-05

PRACTICE SQUAD

#	NAME	POS	HT	WT	AGE	YR	COLLEGE	HOW ACQ.
7	Jonathan Crompton	QB	6-3	222	23	R	Tennessee	FA-10
35	Ross Ventrone	S	5-8	190	24	R	Villanova	FA-10
43	Thad Turner	K	5-11	188	23	R	Ohio	FA-10
65	Steve Maneri	T	6-6	290	22	R	Temple	CW(HOU)-10
68	Thomas Austin	OL	6-4	310	24	R	Clemson	FA-10
86	Carson Butler	TE	6-4	260	23	1	Michigan	FA-10
93	Lorenzo Washington	DL	6-4	296	24	R	Alabama	FA-10

RESERVE/INJURED LIST

#	NAME	POS	HT	WT	AGE	YR	COLLEGE	INJURY (IR date)
3	Stephen Gostkowski	K	6-1	215	26	5	Memphis	thigh (11/10/10)
23	Leigh Bodden	CB	6-1	193	29	8	Duquesne	shoulder (8/31/10)
24	Jonathan Wilhite	CB	5-11	185	26	3	Auburn	hamstring (12/15/10)
26	Bret Lockett	DB	6-1	220	24	2	UCLA	chest (8/31/10)
30	Brandon McGowan	S	5-11	210	27	6	Maine	chest (9/4/10)
33	Kevin Faulk	RB	5-8	202	34	12	Louisiana State	knee (9/22/10)
61	Stephen Neal	G	6-4	305	34	9	Cal State-Bakersfield	shoulder(12/2/10)
66	Kade Weston	DL	6-5	315	24	R	Georgia	abdomen (8/24/10)
77	Nick Kaczur	T	6-4	315	31	6	Toledo	back (10/12/10)
90	Darryl Richard	DL	6-4	295	24	1	Georgia Tech	foot (8/31/10)
94	Ty Warren	DL	6-5	300	29	8	Texas A&M	hip (8/13/10)
	Josh Barrett	S	6-2	225	26	3	Arizona State	shoulder (8/31/10)

PRACTICE SQUAD/INJURED

#	NAME	POS	HT	WT	AGE	YR	COLLEGE	INJURY (IR date)
10	Darnell Jenkins	WR	5-10	191	27	1	Miami (Fla.)	knee (11/3/10)

RESERVE/MILITARY LIST

#	NAME	POS	HT	WT	AGE	YR	COLLEGE	DATE
15	Tyree Barnes	WR	6-0	196	24	1	Navy	July, 23
15	Shun White	WR	5-8	195	25	1	Navy	August, 17
44	Eric Kettani	RB	5-11	235	23	1	Navy	July, 23



2010 Positional Roster

December 28, 2010

DEFENSE (26)

#	NAME	POS	HT	WT	BORN	YR	COLLEGE	H.S. HOMETOWN
DEFENSIVE LINE (9)								
97	Brace, Ron	DL	6-3	330	12/18/1986	2	Boston College	Worcester, Mass.
66	Cohen, Landon	DL	6-3	300	8/3/1986	3	Ohio	Spartanburg, S.C.
71	Deaderick, Brandon	DL	6-4	305	8/19/1987	R	Alabama	Elizabethtown, Ky.
74	Love, Kyle	DL	6-1	310	11/18/1986	R	Mississippi State	Fairburn, Ga.
98	Moore, Eric	DL	6-4	268	2/28/1981	5	Florida State	Pahokee, Fla.
91	Pryor, Myron	DL	6-1	310	6/13/1986	2	Kentucky	Louisville, Ky.
92	Warren, Gerard	DL	6-4	325	7/25/1978	10	Florida	Lake Butler, Fla.
75	Wilfork, Vince	NT	6-2	325	11/4/1981	7	Miami (Fla.)	Boynton Beach, Fla.
99	Wright, Mike	DL	6-4	295	3/1/1982	6	Cincinnati	Cincinnati, Ohio
LINEBACKER (8)								
95	Banta-Cain, Tully	LB	6-2	250	8/28/1980	8	California	Sunnyvale, Calif.
96	Cunningham, Jermaine	LB	6-3	260	4/24/1988	R	Florida	Stone Mountain, Ga.
52	Fletcher, Dane	LB	6-2	244	9/14/1986	R	Montana State	Bozeman, Montana
59	Guyton, Gary	LB	6-3	245	11/14/1985	3	Georgia Tech	Hinesville, Ga.
51	Mayo, Jerod	LB	6-1	245	2/23/1986	3	Tennessee	Hampton, Va.
50	Ninkovich, Rob	LB	6-2	255	2/1/1984	5	Purdue	Blue Island, Ill.
55	Spikes, Brandon	LB	6-2	250	9/3/1987	R	Florida	Shelby, N.C.
58	White, Tracy	LB	6-0	230	4/14/1981	8	Howard	St. Stephen, S.C.
DEFENSIVE BACK (9)								
27	Arrington, Kyle	CB	5-10	196	8/12/1986	2	Hofstra	Accokeek, Md.
38	Brown, Sergio	S	6-2	210	5/22/1988	R	Notre Dame	Maywood, Ill.
28	Butler, Darius	CB	5-10	190	3/18/1986	2	Connecticut	Ft. Lauderdale, Fla.
25	Chung, Patrick	S	5-11	212	8/19/1987	2	Oregon	Rancho Cucamonga, Calif.
29	Carter, Tony	CB	6-9	175	5/24/1986	2	Florida State	Jacksonville, Fla.
32	McCourtly, Devin	CB	5-10	193	8/13/1987	R	Rutgers	Montvale, N.J.
31	Meriweather, Brandon	S	5-11	200	1/14/1984	4	Miami (Fla.)	Apopka, Fla.
44	Page, Jarrad	S	6-0	225	10/19/1984	5	UCLA	San Leandro, Calif.
36	Sanders, James	S	5-10	210	11/11/1983	6	Fresno State	Porterville, Calif.
OFFENSE (25)								
#	NAME	POS	HT	WT	BORN	YR	COLLEGE	H.S. HOMETOWN
OFFENSIVE LINE (9)								
63	Connolly, Dan	OL	6-4	313	9/2/1982	5	Southeast Missouri St.	St. Louis, Mo.
67	Koppen, Dan	C	6-2	296	9/12/1979	8	Boston College	Whitehall, Pa.
64	LeVoi, Mark	T	6-7	310	7/29/1982	4	Notre Dame	Eden Prairie, Minn.
72	Light, Matt	T	6-4	305	6/23/1978	10	Purdue	Greenville, Ohio
70	Mankins, Logan	G	6-4	310	3/10/1982	6	Fresno State	Cathys Valley, Calif.
60	Ohnberger, Rich	OL	6-2	300	2/14/1986	2	Penn State	East Meadow, N.Y.
69	Ojinnaka, Quinn	OL	6-5	295	4/23/1984	5	Syracuse	Seabrook, Md.
76	Vollmer, Sebastian	OL	6-8	315	7/10/1984	2	Houston	Kaarst, Germany
62	Wendell, Ryan	C	6-2	290	3/4/1986	2	Fresno State	Diamond Bar, Calif.
QUARTERBACK (2)								
12	Brady, Tom	QB	6-4	225	8/3/1977	11	Michigan	San Mateo, Calif.
8	Hoyer, Brian	QB	6-2	215	10/13/1985	2	Michigan State	North Olmsted, Ohio
WIDE RECEIVER (6)								
84	Branch, Deion	WR	5-9	195	7/18/1979	9	Louisville	Albany, Ga.
11	Edelman, Julian	WR	5-10	198	5/22/1986	2	Kent State	Redwood City, Calif.
17	Price, Taylor	WR	6-0	205	10/8/1987	R	Ohio	Hilliard, Ohio
18	Slater, Matthew	WR	6-0	200	9/9/1985	3	UCLA	Anaheim, Calif.
19	Tate, Brandon	WR	6-1	195	10/5/1987	2	North Carolina	Burlington, N.C.
83	Welker, Wes	WR	5-9	185	5/1/1981	7	Texas Tech	Oklahoma City, Okla.
RUNNING BACK (5)								
22	Clayton, Thomas	RB	5-11	220	4/26/1984	2	Kansas State	Alexandria, Va.
42	Green-Ellis, BenJarvus	RB	5-11	215	7/2/1985	3	Mississippi	New Orleans, La.
34	Morris, Sammy	RB	6-0	220	3/23/1977	11	Texas Tech	San Antonio, Texas
21	Taylor, Fred	RB	6-1	228	1/27/1976	13	Florida	Belle Glade, Fla.
39	Woodhead, Danny	RB	5-8	195	1/25/1985	3	Chadron State	North Platte, Ne.
TIGHT END (3)								
82	Crumpler, Alge	TE	6-2	275	12/23/1977	10	North Carolina	Wilmington, N.C.
87	Gronkowski, Rob	TE	6-6	265	5/14/1989	R	Arizona	Pittsburgh, Pa.
85	Hernandez, Aaron	TE	6-1	245	11/6/1989	R	Florida	Bristol, Conn.
SPECIALISTS (3)								
#	NAME	POS	HT	WT	BORN	YR	COLLEGE	H.S. HOMETOWN
SPECIALISTS (3)								
5	Graham, Shayne	K	6-0	214	12/9/1977	10	Virginia Tech	Radford, Va.
48	Katula, Matt	LS	6-6	265	8/22/1982	6	Wisconsin	Waukesha, WI.
14	Mesko, Zoltan	P	6-5	231	3/16/1986	R	Michigan	Twinsburg, Ohio
RESERVE/INJURED (12)								
#	NAME	POS	HT	WT	BORN	YR	COLLEGE	H.S. HOMETOWN
RESERVE/INJURED (12)								
	Barrett, Josh	S	6-2	225	11/22/1984	3	Arizona State	Reno, Nev.
23	Bodden, Leigh	CB	6-1	193	9/24/1981	8	Duquesne	Hyattsville, Md.
33	Faulk, Kevin	RB	5-8	202	6/5/1976	12	Louisiana State	Carencro, La.
3	Gostkowski, Stephen	K	6-1	215	1/28/1984	5	Memphis	Madison, Miss.
77	Kaczur, Nick	T	6-4	315	7/28/1979	6	Toledo	Brantford, Ontario
26	Lockett, Bret	DB	6-1	220	10/7/1986	2	UCLA	Diamond Bar, Calif.
30	McGowan, Brandon	S	5-11	210	9/26/1983	6	Maine	Jersey City, N.J.
61	Neal, Stephen	G	6-4	305	10/9/1976	9	Cal State-Bakersfield	San Diego, Calif.
90	Richard, Darryl	DL	6-4	295	6/17/1986	1	Georgia Tech	Destrehan, La.
94	Warren, Ty	DL	6-5	300	2/6/1981	8	Texas A & M	Bryan, Texas
66	Weston, Kade	DL	6-5	315	11/29/1986	R	Georgia	Red Bank, N.J.
24	Wilhite, Jonathan	CB	5-11	185	2/23/1984	3	Auburn	Monroe, La.
RESERVE/MILITARY (3)								
#	NAME	POS	HT	WT	BORN	YR	COLLEGE	H.S. HOMETOWN
RESERVE/MILITARY (3)								
15	Barnes, Tyree	WR	6-0	196	4/15/1986	1	Navy	Hampton, Va.
44	Kettani, Eric	RB	5-11	235	3/26/1987	1	Navy	Kirtland, Ohio
15	White, Shun	WR	5-8	195	12/9/1985	1	Navy	Memphis, Tenn.



How The Patriots Were Built

UPDATED: December 28, 2010

<u>YEAR</u>	<u>DRAFTEES (25)</u>	<u>VETERAN FREE AGENTS (13)</u>	<u>WAIVERS (2) / TRADES (5)</u>	<u>ROOKIE AND FIRST-YEAR FREE AGENTS (9)</u>
2000	Tom Brady (6b)			
2001	Matt Light (2)			
2003	Dan Koppen (5)			
2004	Vince Wilfork (1a)			
2005	Logan Mankins (1) James Sanders (4)			Mike Wright (fa)
2007	Brandon Meriweather (1)	Sammy Morris (5)(MIA)	Wes Welker (fa)(tr-MIA)	
2008	Jerod Mayo (1) Matthew Slater (5)	Dan Connolly (fa)(JAX)	Mark LeVoi (fa) CW (STL)	BenJarvus Green-Ellis (fa) Gary Guyton (fa)
2009	Patrick Chung (2a) Ron Brace (2b) Darius Butler (2c) Sebastian Vollmer (2d) Brandon Tate (2a) Rich Ohrnberger (4) Myron Pryor (6b) Julian Edelman (7a)	Tully Banta-Cain (7)(SF) Rob Ninkovich (5)(NO) Fred Taylor (1)(JAX)		Kyle Arrington (fa) (PHI) Brian Hoyer (fa) Ryan Wendell (fa)
2010	Devin McCourty (1) Rob Gronkowski (2a) Jermaine Cunningham (2b) Brandon Spikes (2c) Taylor Price (3) Aaron Hernandez (4) Zoltan Mesko (5) Brandon Deaderick (7b)	Tony Carter (fa)(DEN) Landon Cohen (7)(DET) Alge Crumpler (2)(TEN) Shayne Graham (fa)(NO) Matt Katula (fa)(BAL) Eric Moore (fa)(CAR) Gerard Warren (1)(OAK) Danny Woodhead (fa)(NYJ)	Deion Branch (2) (tr-SEA) Thomas Clayton (6) CW (CLE) Quinn Ojinnaka (5) (tr-ATL) Jarrad Page (7) (tr-KC) Tracy White (fa) (tr-PHI)	Sergio Brown (fa) Dane Fletcher (fa) Kyle Love (fa)
		<u>RESERVE/INJURED (12)</u>	<u>RESERVE/MILITARY (3)</u>	
		Josh Barrett	Tyree Barnes (fa)	
		Leigh Bodden	Eric Kettani (fa)	
		Kevin Faulk	Shun White (fa)	
		Stephen Gostkowski		
		Nick Kaczur		
		Bret Lockett		
		Brandon McGowan		
		Stephen Neal		
		Darryl Richard		
		Ty Warren		
		Kade Weston		
		Jonathan Wilhite		

NOTE: Team in parenthesis is the player's prior team
 (#) – indicates round drafted
 (fa) – indicates non-drafted free agents



2010 Transactions

UPDATED: December 28, 2010

JANUARY, 2010

1/13/2010	Agnone, Robbie	Signed
1/13/2010	Davis, Bruce	Signed
1/13/2010	Grady, Adrian	Signed
1/13/2010	Jenkins, Darnell	Signed
1/13/2010	Myers, Rob	Signed
1/13/2010	Richard, Darryl	Signed
1/13/2010	Rowe, Jeff	Signed

FEBRUARY, 2010

2/22/2010	Wilfork, Vince	Designated Franchise Player
2/24/2010	Patten, David	Signed

MARCH, 2010

3/4/2010	Mankins, Logan	Tendered contract
3/4/2010	Gostkowski, S.	Tendered contract
3/4/2010	Woods, Pierre	Tendered contract
3/4/2010	Baker, Chris	Released
3/5/2010	Banta-Cain, Tully	Re-signed
3/9/2010	Wilfork, Vince	Re-signed
3/9/2010	Neal, Stephen	Re-signed
3/11/2010	Faulk, Kevin	Re-signed
3/12/2010	Bodden, Leigh	Re-signed
3/12/2010	Murrell, Marques	Signed
3/24/2010	Crumpler, Alge	Signed

APRIL, 2010

4/10/2010	Lewis, Damione	Signed
4/14/2010	King, David	Signed
4/20/2010	Holt, Torry	Signed
4/21/2010	Gordon, Amon	Signed
4/22/2010	McCourty, Devin	Drafted
4/23/2010	Gronkowski, Rob	Drafted
4/23/2010	Cunningham, J.	Drafted
4/23/2010	Spikes, Brandon	Drafted
4/23/2010	Price, Taylor	Drafted
4/24/2010	Hernandez, Aaron	Drafted
4/24/2010	Mesko, Zoltan	Drafted
4/24/2010	Larsen, Ted	Drafted
4/24/2010	Welch, Thomas	Drafted
4/24/2010	Deaderick, Brandon	Drafted
4/24/2010	Weston, Kade	Drafted
4/24/2010	Robinson, Zac	Drafted
4/24/2010	Warren, Gerard	Signed
4/26/2010	Thomas, Adalius	Released
4/29/2010	Anderson, Bryan	Signed
4/29/2010	Brown, Sergio	Signed
4/29/2010	Fletcher, Dane	Signed
4/29/2010	Johnson, Terrence	Signed
4/29/2010	Love, Kyle	Signed
4/29/2010	Paschall, Pat	Signed
4/29/2010	Ventrone, Ross	Signed
4/29/2010	Wise, John	Signed

MAY, 2010

5/3/2010	Farnham, Buddy	Signed
5/10/2010	Taylor, Chris	Signed
5/18/2010	Larsen, Ted	Signed/Draft Choice
5/18/2010	Springs, Shawn	Released
5/21/2010	Agnone, Robbie	Released
5/21/2010	Rowe, Jeff	Released
5/24/2010	Teel, Mike	Claimed off Waivers (Seattle)
5/25/2010	Price, Taylor	Signed/Draft Choice
5/27/2010	Burgess, Derrick	Re-signed
5/27/2010	Davis, Bruce	Released
5/27/2010	Stanback, Isaiah	Released

JUNE, 2010

6/4/2010	Welch, Thomas	Signed/Draft Choice
6/8/2010	Hernandez, Aaron	Signed/Draft Choice
6/10/2010	Gordon, Amon	Released
6/11/2010	Clayton, Thomas	Signed
6/11/2010	Anderson, Bryan	Released
6/11/2010	King, David	Released
6/11/2010	Teel, Mike	Released
6/16/2010	Mesko, Zoltan	Signed/Draft Choice
6/24/2010	Paschall, Pat	Released

JULY, 2010

7/12/2010	Deaderick, Brandon	Signed/Draft Choice
7/21/2010	Weston, Kade	Signed/Draft Choice
7/21/2010	Robinson, Zac	Signed/Draft Choice
7/25/2010	Gronkowski, Rob	Signed/Draft Choice
7/25/2010	Cunningham, Jermaine	Signed/Draft Choice
7/27/2010	Spikes, Brandon	Signed/Draft Choice
7/28/2010	McCourty, Devin	Signed/Draft Choice
7/28/2010	Crabbe, Shawn	Released
7/29/2010	Burgess, Derrick	Placed on reserve/DNR
7/31/2010	Patten, David	Retired

AUGUST, 2010

8/2/2010	Butler, Carson	Signed
8/2/2010	Owens, Rod	signed
8/4/2010	Ghiaciu, Eric	Signed
8/4/2010	Wise, John	Released
8/6/2010	Barrett, Josh	Claimed off waivers from Denver
8/6/2010	Clayton, Thomas	Released
8/9/2010	Stapleton, Darnell	Signed
8/9/2010	Willingham, DeAngelo	Signed
8/9/2010	Grady, Adrian	Released
8/9/2010	Farnham, Buddy	Released
8/11/2010	Clayton, Thomas	Signed
8/11/2010	Stapleton, Darnell	Released
8/13/2010	Burgess, Derrick	Reinstated to roster from reserve/DNR
8/13/2010	Warren, Ty	Placed on Reserve/Injured (hip)
8/15/2010	Farnham, Buddy	Signed
8/15/2010	Simmons, Brian	Signed
8/15/2010	Holt, Torry	Placed on Reserve/Injured (knee)
8/20/2010	Ventrone, Ross	Released
8/23/2010	Ojinnaka, Quinn	Acquired via trade (ATL)
8/23/2010	Ventrone, Ross	Signed
8/23/2010	Weston, Kade	Released
8/23/2010	Johnson, Terrence	Released
8/24/2010	Weston, Kade	Placed on Reserve/Injured (abdomen)
8/29/2010	Johnson, Terrence	Signed
8/29/2010	Simmons, Brian	Released
8/31/2010	Barrett, Josh	Placed on Reserve/Injured (shoulder)
8/31/2010	Bodden, Leigh	Placed on Reserve/Injured (shoulder)
8/31/2010	Lockett, Bret	Placed on Reserve/Injured (chest)
8/31/2010	Richard, Darryl	Placed on Reserve/Injured (foot)
8/31/2010	Johnson, Terrence	Released

SEPTEMBER, 2010

9/3/2010	Ghiaciu, Eric	Released
9/3/2010	Lewis, Damione	Released
9/4/2010	Aiken, Sam	Released
9/4/2010	Alexander, Eric	Released
9/4/2010	Brown, Sergio	Released
9/4/2010	Burgess, Derrick	Released
9/4/2010	Bussey, George	Released
9/4/2010	Butler, Carson	Released
9/4/2010	Clayton, Thomas	Released
9/4/2010	Farnham, Buddy	Released
9/4/2010	Jenkins, Darnell	Released
9/4/2010	Larsen, Ted	Released
9/4/2010	Myers, Rob	Released
9/4/2010	Ohrnberger, Rich	Released
9/4/2010	Owens, Rod	Released
9/4/2010	Robinson, Zac	Released
9/4/2010	Taylor, Chris	Released
9/4/2010	Ventrone, Ross	Released
9/4/2010	Welch, Thomas	Released
9/4/2010	Williams, Thomas	Released
9/4/2010	Willingham, DeAngelo	Released
9/4/2010	Woods, Pierre	Released
9/4/2010	McGowan, Brandon	Placed on Reserve/Injured (chest)
9/5/2010	Page, Jarrad	Acquired via trade (KC)
9/5/2010	White, Tracy	Acquired via trade (PHI)
9/5/2010	Maneri, Steve	Claimed off waivers from Houston
9/5/2010	McKenzie, Tyrone	Released
9/6/2010	Brown, Sergio	Signed to the practice squad
9/6/2010	Crabbe, Shawn	Signed to the practice squad
9/6/2010	Jenkins, Darnell	Signed to the practice squad
9/6/2010	Ohrnberger, Rich	Signed to the practice squad



2010 TRANSACTIONS

SEPTEMBER, 2010

9/6/2010	James, Javarri	Signed to the practice squad
9/6/2010	Mastrud, Jeron	Signed to the practice squad
9/7/2010	Carter, Tony	Signed to the practice squad
9/7/2010	McKenzie, Tyrone	Signed to the practice squad
9/7/2010	Miller, Prince	Signed to the practice squad
9/7/2010	Mastrud, Jeron	Released from the practice squad
9/13/2010	Murrell, Marques	Released
9/14/2010	Maroney, Laurence	Traded to Denver
9/15/2010	Miller, Prince	Signed by Baltimore
9/18/2010	Woodhead, Danny	Signed
9/21/2010	Butler, Carson	Signed to the practice squad
9/22/2010	Faulk, Kevin	Placed on Reserve/Injured (knee)
9/25/2010	Crabble, Shawn	Signed from the practice squad
9/27/2010	Maneri, Steve	Released
9/29/2010	Ohrnberger, Rich	Signed from the practice squad
9/29/2010	Austin, Thomas	Signed to the practice squad
9/29/2010	Maneri, Steve	Signed to the practice squad
9/30/2010	Clayton, Thomas	Signed from the CLE practice squad
9/30/2010	Ojinnaka, Quinn	Released

OCTOBER, 2010

10/5/2010	James, Javarri	Released from the practice squad
10/6/2010	Moss, Randy	Traded to Minnesota
10/7/2010	Ojinnaka, Quinn	Signed
10/7/2010	Ratliff, Brett	Signed to the practice squad
10/11/2010	Ratliff, Brett	Signed by Cleveland
10/12/2010	Branch, Deion	Acquired via trade (SEA)
10/12/2010	Kaczur, Nick	Placed on Reserve/Injured (back)
10/19/2010	Ventrone, Ross	Signed to the practice squad
10/23/2010	Brown, Sergio	Signed from the practice squad
10/23/2010	Clayton, Thomas	Released

NOVEMBER, 2010

11/2/2010	Mankins, Logan	Reported to the team
11/3/2010	Crompton, Jonathan	Signed to the practice squad
11/3/2010	Washington, Lorenzo	Signed to the practice squad
11/3/2010	Jenkins, Darnell	Placed on practice squad/injured (knee)
11/6/2010	Mankins, Logan	Activated to the 53-man roster
11/6/2010	Wheatley, Terrence	Released
11/6/2010	McKenzie, Tyrone	Released from the practice squad
11/10/2010	Graham, Shayne	Signed
11/10/2010	Katula, Matt	Signed
11/10/2010	Turner, Thad	Signed to the practice squad
11/10/2010	Ingram, Jake	Released
11/10/2010	Gostkowski, Stephen	Placed on Reserve/Injured (thigh)
11/16/2010	Crabble, Shawn	Released
11/17/2010	Woods, Pierre	Signed

DECEMBER, 2010

12/2/2010	Neal, Stephen	Placed on Reserve/Injured (shoulder)
12/2/2010	Clayton, Thomas	Claimed off waivers from Cleveland
12/3/2010	Moore, Eric	Signed
12/3/2010	Woods, Pierre	Released
12/10/2010	Jackson, Chevis	Signed
12/15/2010	Leonard, Louis	Signed
12/15/2010	Wilhite, Jonathan	Placed on Reserve/Injured (hamstring)
12/18/2010	Carter, Tony	Signed from the practice squad
12/18/2010	Jackson, Chevis	Released
12/22/2010	Cohen, Landon	Signed
12/22/2010	Leonard, Louis	Released



UNOFFICIAL DEPTH CHART

Unofficial depth chart compiled by Patriots media relations, December 28, 2010

OFFENSE

WR:	83 Wes Welker	19 Brandon Tate	11 Julian Edelman
LT:	72 Matt Light	64 Mark LeVoi	
LG:	70 Logan Mankins	60 Rich Ohrnberger	
C:	67 Dan Koppen	62 Ryan Wendell	
RG:	63 Dan Connolly	69 Quinn Ojinnaka	
RT:	76 Sebastian Vollmer	64 Mark LeVoi	
TE:	82 Alge Crumpler	<u>87 Rob Gronkowski</u>	<u>85 Aaron Hernandez</u>
WR:	84 Deion Branch	18 Matthew Slater	<u>17 Taylor Price</u>
QB:	12 Tom Brady	8 Brian Hoyer	
RB:	21 Fred Taylor	34 Sammy Morris	22 Thomas Clayton
RB:	42 BenJarvus Green-Ellis	39 Danny Woodhead	

DEFENSE

LE:	92 Gerard Warren	97 Ron Brace	66 Landon Cohen
NT:	75 Vince Wilfork	91 Myron Pryor	<u>74 Kyle Love</u>
RE:	99 Mike Wright	<u>71 Brandon Deaderick</u>	98 Eric Moore
OLB:	50 Rob Ninkovich	<u>52 Dane Fletcher</u>	
ILB:	51 Jerod Mayo	58 Tracy White	
ILB:	<u>55 Brandon Spikes</u>	59 Gary Guyton	
OLB:	<u>96 Jermaine Cunningham</u>	95 Tully Banta-Cain	
LCB:	<u>32 Devin McCourty</u>	29 Tony Carter	
RCB:	27 Kyle Arrington	28 Darius Butler	
S:	31 Brandon Meriweather	44 Jarrad Page	<u>38 Sergio Brown</u>
S:	25 Patrick Chung	36 James Sanders	

SPECIAL TEAMS

K:	5 Shayne Graham	83 Wes Welker	
P:	<u>14 Zoltan Mesko</u>		
H:	<u>14 Zoltan Mesko</u>	8 Brian Hoyer	
PR:	11 Julian Edelman	19 Brandon Tate	
KR:	19 Brandon Tate	18 Matthew Slater	34 Sammy Morris
LS:	48 Matt Katula		

PRONUNCIATION GUIDE

Brandon Deaderick	DEAD-er-rick	Jerod Mayo	je-ROD
Matt Katula	kuh-TOO-la	Zoltan Mesko	ZOLE-tahn
Dan Koppen	COPE-en	Quinn Ojinnaka	O-ja-NAH-ka
Mark LeVoi	la-VORE	Jarrad Page	JAIR-ed