



## THE PATRIOTS RETURN TO GILLETTE STADIUM TO FACE GREEN BAY

### MEDIA SCHEDULE

#### WEDNESDAY, DECEMBER 15

10:15-12:15	Media Check-In
11:15-12:00	Open Locker Room
11:15-11:25	Tom Brady Availability
12:15-12:30	Bill Belichick Press Conference
Approx. 1:05	Local Media Access to Practice
2:15	Green Bay Player Conf. Call
2:20	Mike McCarthy Conf. Call

#### THURSDAY, DECEMBER 16

10:15-11:30	Media Check-In
11:15-12:00	Open Locker Room
Approx. 1:05	Local Media Access to Practice

#### FRIDAY, DECEMBER 17

10:00-10:45	Media Check-In
10:30-10:45	Bill Belichick Press Conference
Approx. 11:30	Local Media Access to Practice
1:15	Open Locker Room

### 2010 PATRIOTS SCHEDULE

#### REGULAR SEASON (11-2)

Sun., Sept. 12	Cincinnati	W	38-24
Sun., Sept. 19 at	N.Y. Jets	L	14-28
Sun., Sept. 26	Buffalo	W	38-30
Mon., Oct. 4 at	Miami	W	41-14
Sun., Oct. 10	BYE WEEK		
Sun., Oct. 17	Baltimore	W ot	23-20
Sun., Oct. 24 at	San Diego	W	23-20
Sun., Oct. 31	Minnesota	W	28-18
Sun., Nov. 7 at	Cleveland	L	14-34
Sun., Nov. 14 at	Pittsburgh	W	39-26
Sun., Nov. 21	Indianapolis	W	31-28
Thur., Nov. 25 at	Detroit	W	45-24
Mon., Dec. 6	N.Y. Jets	W	45-3
Sun., Dec. 12 at	Chicago	W	36-7
Sun., Dec. 19	Green Bay	8:20	NBC
Sun., Dec. 26 at	Buffalo	1:00	CBS*
Sun., Jan. 2	Miami	1:00	CBS*

### AFC EAST STANDINGS

Team	W	L	T	Pct.	PF	PA
NEW ENGLAND	11	2	0	.846	415	276
New York Jets	9	4	0	.692	273	242
Miami Dolphins	7	6	0	.538	225	244
Buffalo Bills	3	10	0	.231	256	339

### PATRIOTS MEDIA WEBSITE

The Patriots' media-only website, located at <http://media.patriots.com>, will be updated for registered users with all the latest media information, schedules, rosters and press releases. The media site will also serve as the team's primary credentialing system again in 2010.

### PATRIOTS 2010 MEDIA GUIDE

The Patriots 2010 Media Guide will be online and updated throughout the season. Media can access the media guide at [www.patriots.com](http://www.patriots.com).

### NEW ENGLAND PATRIOTS (11-2) vs. GREEN BAY PACKERS (8-5)

Sun., Dec. 19, 2010 ★ Gillette Stadium (68,756) ★ 8:20 p.m. EST

The New England Patriots clinched a playoff berth with their 36-7 victory against Chicago last week. This week, the Patriots will return to Gillette Stadium for the second of two straight games against the NFC North when they host the Green Bay Packers on Sunday Night Football. The Patriots improved to an NFL-best 31-5 record in December since 2002 with the win over the Bears.

### BROADCAST INFORMATION

**TELEVISION:** This week's game will be broadcast to a national audience by **NBC** and can be seen in Boston on **WHDH-TV Channel 7**. **Al Michaels** will handle play-by-play duties with **Cris Collinsworth** providing color. **Andrea Kremer** will be the sideline reporter.

**NATIONAL RADIO:** This week's game will be broadcast to a national audience by **Westwood One**. **Dave Sims** and **James Lofton** will call the game. **Hub Arkush** will work the sidelines.

**LOCAL RADIO:** 98.5 FM, The Sports Hub, is the flagship station for the **Patriots Radio Network**. A complete listing of the network's 36 stations can be found in this press release. Play-by-play broadcaster **Gil Santos** is in his 34th season as the voice of the Patriots and will call the action along with Patriots Hall of Famer **Gino Cappelletti**. Santos and Cappelletti are celebrating their 27th season as a broadcasting tandem.

### PATRIOTS CLINCH PLAYOFF BERTH FOR 12th TIME IN KRAFT'S 17 YEARS OF OWNERSHIP

New England has now qualified for the playoffs 18 times in its 51-year history. The Patriots have earned 12 playoff berths in the 17 seasons since Robert Kraft purchased the team in 1994, a dramatic contrast to the six total playoff berths that the team earned in its first 34 years of existence. New England has won 12 division crowns and has qualified as a Wild Card team on four occasions (1998, 1994, 1985 and 1976). The Patriots also qualified for the playoffs in 1982 as part of a 16-team tournament following a players' strike.

### PATRIOTS HAVE MOST 9-PLUS WIN SEASONS SINCE 2001

The Patriots are the only team in the NFL to have recorded nine or more wins in each of the last 10 seasons. The Patriots claimed their 9<sup>th</sup> win of the year with a 45-24 win over the Detroit Lions on Thanksgiving Day (11/25).

#### MOST SEASONS OF 9+ WINS SINCE 2001

New England	10
Pittsburgh	8
Indianapolis	8
Philadelphia	8

### HOME RECORD IN DECEMBER SINCE 2002

With a 17-1 record, the New England Patriots have the best home record in December since 2002.

RANK	TEAM	W	L	T	PCT
1.	New England	17	1	0	.944
2.	Green Bay	15	4	0	.789
3.	Pittsburgh	15	5	0	.750
4.	Indianapolis	16	6	0	.727
5.	Chicago	15	6	0	.714

### PATRIOTS RECORD AGAINST THE NFC AT HOME SINCE 2002

The Patriots have won 16 straight games at Gillette Stadium against NFC opponents. The only loss was the very first game against an NFC opponent at the new stadium in 2002 when the visiting Green Bay Packers beat the Patriots, 28-10, on Oct. 13.

Team	W	L	T	Pct.
New England	16	1	0	.941
Pittsburgh	14	2	1	.853
Jacksonville	14	3	0	.824
Baltimore	14	3	0	.824
Indianapolis	14	4	0	.778




# PATRIOTS VS. PACKERS

## SERIES HISTORY

The Patriots will face the Packers for just the 10th time overall and the ninth time in the regular season. The regular season series is tied at 4-4. Green Bay beat the Patriots in the one postseason meeting between the two teams, a 35-21 Packers victory in Super Bowl XXXI at the Louisiana Superdome in New Orleans on Jan. 26, 1997.

The Patriots beat Green Bay, 35-0, in the last meeting on Nov. 19, 2006 at Lambeau Field. That game was New England's second visit ever to Green Bay in a regular season game.

Green Bay will be making its sixth visit to Foxborough and its second visit to Gillette Stadium. Green Bay beat New England 28-10 at Gillette Stadium on Oct. 13, 2002. That is the only game the Patriots have ever lost to an NFC team at Gillette Stadium.



The Patriots first regular-season home victory under Robert Kraft was on Oct. 2, 1994 in a 17-16 win against Green Bay.

### Regular Season – Green Bay 4, Patriots 4

Date	Result	Score	H/A	Stadium
11/18/73	W	33-24	H	Schaefer Stadium
10/01/79	L	14-27	A	Lambeau Field
09/08/85	W	26-20	H	Sullivan Stadium
10/09/88	L	3-45	A	County Stadium (Milw.)
10/02/94	W	17-16	H	Foxboro Stadium
10/27/97	L	10-28	H	Foxboro Stadium
10/13/02	L	10-28	H	Gillette Stadium
11/19/06	W	35-0	A	Lambeau Field

### Playoffs – Green Bay 1, Patriots 0

Date	Result	Score	H/A	Stadium
01/26/97*	L	21-35	N	Louisiana Superdome

\*-Super Bowl XXXI

## QUICK HITS

- The Packers were the first team to defeat the Patriots at Gillette Stadium, claiming a 28-10 victory on Oct. 13, 2002, in New England's first season in its new home.
- Since that loss, the Patriots have won 16 straight home games against the NFC.
- Brady is 15-2 at home against the NFC overall, and 14-1 at Gillette Stadium against the NFC. His only loss at Gillette Stadium was the 28-10 loss on Oct. 13, 2002 to Green Bay.
- Brady is 30-5 against the NFC overall in the regular season.

## THE LAST MEETING: PATRIOTS 35, PACKERS 0

November 19, 2006 ★ Lambeau Field (Att: 70,753)

	1	2	3	4	Final
New England Patriots	7	14	7	7	— 35
Green Bay Packers	0	0	0	0	— 0

The Patriots improved to 7-3 on the season with their first road shutout in 20 years and handed the Packers their second-worst home shutout loss in a history that dates back to 1921. New England tied a club record with its seventh straight road victory and allowed Green Bay to gain just 120 total net yards.

New England was solid in all phases of the game. Tom Brady tied his career high with four touchdown passes and posted a season-best 128.2 passer rating. On defense, the Patriots held the Packers to just 1-of-8 on third-down chances and did not allow a Green Bay drive of longer than 26 yards. Packers quarterbacks Brett Favre and Aaron Rodgers each completed just a third of their pass attempts as New England held Green Bay to just 9-of-27 passing and the Packers were held to 2.5 yards per carry.



## TALE OF THE TAPE

2010 Regular Season	New England	Green Bay
Record	11-2	8-5
Divisional Standings	1st	2nd
Total Yards Gained	4,721	4,562
Total Offense (Rank)	363.2 (8)	350.9 (11)
Rush Offense	112.5 (15)	98.8 (24)
Pass Offense	250.7 (8)	252.2 (7)
Points Per Game	31.9 (1)	23.5 (11)
Touchdowns Scored	52	36
Third Down Conversion Pct.	47.1	40.7
Team Passer Rating	108.4	96.0
Total Yards Allowed	4,876	4,083
Total Defense (Rank)	375.1 (27)	314.1 (10)
Rush Defense	108.9 (14)	117.3 (19)
Pass Defense	266.2 (31)	196.8 (3)
Points Allowed/Game	21.2 (17)	14.5 (1)
Touchdowns Allowed	32	18
Third Down Defense (Pct.)	48.2	36.6
Field Goals Made/Attempted	18/21	18/24
Possession Avg.	28:56	30:40
Sacks Allowed/Yards Lost	21/139	29/193
Sacks Made/Yards	23/146	37/250
Interceptions For/Against	20/5	18/11
Penalties Against/Yards	65/602	69/541
Punts/Avg.	46/38.0	54/44.3
Takeaway/Giveaway Ratio	+18 (1)	+7 (7)

## PATRIOTS VS. NFC

The Patriots have been successful against NFC teams in recent seasons, compiling a 34-5 (.872) regular-season record against the conference since 2001. Including the postseason, the Patriots are 37-6 (.860) against the NFC with a 3-1 Super Bowl record since 2001.

The Patriots ended a 17-game winning streak against the NFC last season following a loss at New Orleans on Monday Night Football. The Patriots were 3-1 against the NFC last season.

The Patriots are 10-1 all-time against the NFC North since realignment in 2002. The Patriots have squared off against the NFC North in two seasons, finishing 3-1 in 2002 and 4-0 in 2006. The only loss was a 28-10 defeat vs. Green Bay on Oct. 13, 2002. The Patriots are 3-0 so far against the NFC North in 2010 following a 28-18 win over Minnesota on Oct. 31, a 45-24 win on Thanksgiving at Detroit on Nov. 25 and last week's 36-7 win at Chicago.

## CONNECTIONS

### NEW ENGLAND TIES

- Green Bay Packers **Director of College Scouting John Dorsey** was a four-year starter on defense at the University of Connecticut from 1980-83.
- Packers **Offensive Coordinator Joe Philbin** was born in Springfield, Mass. and has had three different stints as a college coach in the New England area: offensive line coach at Worcester Tech (1986-87), offensive coordinator/offensive line coach at Northeastern (1995-96) and offensive coordinator/offensive line coach at Harvard (1997-98).
- Green Bay **Tight Ends Coach Ben McAdoo** served as the offensive line/tight ends coach at Fairfield University in 2002.

### FORMER TEAMMATES

- New England Patriots **RB Thomas Clayton** and Green Bay Packers **LBs Diyral Briggs** and **Matt Wilhelm** were all teammates on the San Francisco 49ers in 2009.
- Patriots **RB Sammy Morris** and **WR Wes Welker** played with Packers **TE Donald Lee** on the Miami Dolphins in 2004.
- Patriots **WR Deion Branch** and Packers **NT Howard Green** played together with the Seattle Seahawks for two seasons, from 2007-08.



# PATRIOTS VS. PACKERS

## CONNECTIONS

- New England **OL Quinn Ojinnaka** and Green Bay **S Charlie Peprah** were teammates on the Atlanta Falcons in 2009.

## FORMER PACKERS

- New England Patriots **LB Tracy White** played for the Green Bay Packers from 2006-08.

## FORMER PATRIOTS

- Green Bay Packers **Defensive Coordinator Dom Capers** coached the Patriots secondary in 2008.

## FORMER COLLEGE TEAMMATES

- New England Patriots **QB Tom Brady** and Green Bay Packers **CB Charles Woodson** played together at the University of Michigan from 1996-97.
- New England **DL Ron Brace** and Green Bay **LB Robert Francois** and **NT B.J. Raji** were all teammates for four years at Boston College, from 2005-07.
- Patriots **S Brandon Meriweather** and Packers **CB Sam Shields** played together at the University of Miami in 2006.
- Pats **DB Jonathan Wilhite** and Packers **CB Pat Lee** played together at Auburn for three years, from 2005-07.
- New England **DL Myron Pryor** and Green Bay **P Tim Masthay** both played their college football at Kentucky from 2005-08.
- Patriots **OL Rich Ohrnberger** and Packers **TE Andrew Quarless** played for Penn State from 2006-08.
- Pats **OL Quinn Ojinnaka** and Packers **S Anthony Smith** were teammates at Syracuse from 2003-05.

## PATRIOTS IN SUNDAY NIGHT GAMES

The Patriots are 16-14 all-time on Sunday Night Football.

### NBC (4-5)

DATE	OPPONENT	SCORE
9/24/06	vs. DEN	7-17 L
11/07/06	vs. IND	20-27 L
9/16/07	vs. SD	38-14 W
11/18/07	at BUF	56-10 W
11/25/07	vs. PHI	31-28 W
10/12/08	at SD	10-30 L
11/2/08	at IND	15-18 L
11/15/09	at IND	34-35 L
11/14/10	at PIT	39-26 (W)

### ESPN (9-6)

DATE	OPPONENT	SCORE
11/08/87	at NYG	10-17 L
11/20/88	at MIA	6-3 W
12/10/89	at MIA	10-31 L
11/10/91	at MIA	20-30 L
11/27/94	at IND	12-10 W
12/01/96	at SD	45-7 W
9/13/98	vs. IND	29-6 W
9/26/99	vs. NYG	16-14 W
12/05/99	vs. DAL	13-6 W
11/18/01	vs. STL	17-24 L
11/17/02	at OAK	20-27 L
12/22/02	vs. NYJ	17-30 L
11/16/03	vs. DAL	12-0 W
11/14/04	vs. BUF	29-6 W
10/30/05	vs. BUF	21-16 W

### TNT (2-3)

DATE	OPPONENT	SCORE
10/04/92	at NYJ	21-30 L
9/26/93	at NYJ	7-45 L
10/18/95	vs. DEN	3-37 L
10/27/96	vs. BUF	28-25 W
9/14/97	vs. NYJ	27-24 W ot

### ABC (1-0)

DATE	OPPONENT	SCORE
9/24/1978	at OAK	21-14 W

New England is 10-5 at home and 5-4 at Gillette Stadium on Sunday Night Football.

## NFL'S TOP DECEMBER RECORD SINCE 2002

The Patriots improved their NFL-best record to 31-5 in the month of December since the 2002 season.

Rk	Team	Record
1	New England Patriots	31-5
2	Philadelphia Eagles	28-9
3	San Diego Chargers	27-11
4	Indianapolis Colts	26-11
5	Pittsburgh Steelers	26-11

## DIVISION DOMINANCE

The New England Patriots own a 46-14 (.767) record in regular season AFC East games since the beginning of the 2001 season, compiling the best intra-division record of any team in the NFL over the last nine seasons.

### NFL'S TOP DIVISIONAL RECORDS SINCE 2001

Team	W	L	T	Pct.
New England Patriots	46	14	0	.767
Indianapolis Colts	43	17	0	.717
Pittsburgh Steelers	45	18	0	.714
Green Bay Packers	41	20	0	.672

### AFC EAST DIVISIONAL RECORDS SINCE 2001

Team	W	L	T	Pct.	Div. Titles	Years
New England	46	14	0	.767	7	2001, 03-07, 09
New York Jets	30	31	0	.492	1	2002
Miami	26	34	0	.433	1	2008
Buffalo	19	40	0	.328	0	---

NOTES: The Indianapolis Colts were members of the AFC East in 2001 and compiled a 3-5 divisional record that season. In 2002, the Patriots and Jets both finished with a 9-7 overall record and a 4-2 divisional record, but the Jets claimed the division title by virtue of having a better record against common opponents. In 2008, the Patriots and Dolphins both finished with an 11-5 overall record and a 4-2 divisional record but the Dolphins claimed the division by virtue of having a better conference record.

## STRONG IN THE SECOND HALF

Since 2001, New England has done a remarkable job of finishing the season strong, compiling an NFL-best 58-14 (.806) in games on or after Thanksgiving.

### PATRIOTS BEFORE AND AFTER THANKSGIVING SINCE 2001

Season	Pre-Thanksgiving	Post-Thanksgiving	Overall
2001	5-5 (.500)	9-0 (1.000)	14-5*
2002	6-5 (.545)	3-2 (.600)^	9-7
2003	9-2 (.818)	8-0 (1.000)	17-2*
2004	9-1 (.900)	8-1 (.889)	17-2*
2005	6-4 (.600)	5-3 (.625)	11-7*
2006	7-3 (.700)	7-2 (.777)	14-5*
2007	10-0 (1.000)	8-1 (.889)	18-1*
2008	7-4 (.636)	4-1 (.800)	11-5
2009	7-3 (.700)	3-4 (.429)	10-7*
2010	8-2 (.800)	3-0 (1.000)^	???
<b>Totals</b>	<b>74-29 (.718)</b>	<b>58-14 (.806)</b>	<b>129-43</b>

\*-Includes playoffs ^-Includes games played on Thanksgiving

### BEST RECORDS IN GAMES PLAYED ON OR AFTER THANKSGIVING SINCE 2001

(Includes regular-season and playoff games)

Team	W	L	T	Pct.
New England	58	14	0	.806
Pittsburgh	49	20	0	.710
Philadelphia	47	24	0	.662
San Diego	39	23	0	.629
Indianapolis	44	27	0	.620
Green Bay	38	26	0	.594

## TOUGH AT HOME

The Patriots own an overall record of 65-13 (.833) at Gillette Stadium. Since their state-of-the-art facility opened at the beginning of the 2002 season, the Patriots own the NFL's best record at home.

### BEST HOME RECORDS SINCE 2002

Team	W	L	T	Pct.
New England	65	13	0	.833
Indianapolis	61	18	0	.772
Pittsburgh	54	21	1	.717
Baltimore	51	21	0	.708
Philadelphia	52	25	0	.675
San Diego	51	25	0	.671
Seattle	50	25	0	.667
Minnesota	48	25	0	.658



# LAST WEEK: PATRIOTS-BEARS

## PATRIOTS 36, CHICAGO 7

December 12, 2010 ★ Soldier Field

	1	2	3	4	Final
New England Patriots	7	26	3	0	36
Chicago Bears	0	0	7	0	7

Neither the snow or the third-ranked Chicago defense could stop Tom Brady and the New England Patriots in a 36-7 victory at Soldier Field in wintery conditions. The game-time temperature was 26 degrees with snow and a 30-mile per hour wind. Brady threw for 369 yards and two touchdowns as the Patriots clinched a playoff berth for the 12<sup>th</sup> time in 17 years of ownership under Robert Kraft.

The win was the fifth straight for the Patriots, who improved to an 11-2 record. The Patriots wasted little time taking control of the game with a 26-point second quarter to jump to a 33-0 lead at the break. The win was the 174<sup>th</sup> for Bill Belichick, putting him in a tie for 10<sup>th</sup> place with Mike Holmgren.

Brady picked the Bears defense apart, completing 27-of-40 passes for 369 yards and improving to eight straight starts without an interception.

Deion Branch finished with eight receptions for a career-high 151 yards receiving, including a 59-yard touchdown reception from Brady on the last play of the second quarter. Wes Welker added 115 yards receiving as the Patriots generated 27 first downs and 475 total yards while holding the Bears to 185 total yards.

Chicago QB Jay Cutler struggled, completing just 12 completions with two interceptions deep in New England territory and one fumble. The Patriots defense forced two fumbles in the second quarter, including one by CB Devin McCourty that resulted in a touchdown when LB Gary Guyton picked up the loose ball and returned it 35 yards for a touchdown in the second quarter.

Brady engineered an 85-yard scoring drive that ended in a 7-yard touchdown strike to TE Rob Gronkowski in the first quarter. RB Danny Woodhead capped an 11-play, 87-yard drive in the second quarter with a 3-yard touchdown run. Twenty seconds later the Patriots made it 21-0 after McCourty stripped the ball away from WR Johnny Knox, allowing Guyton to recover the ball and run it 35 yards for a touchdown.

Later in the period, WR Julian Edelman returned a punt 42 yards to set up a field goal for a 24-0 lead. On the next series, LB Eric Moore forced a fumble on a sack that was recovered by LB Jerod Mayo at the Chicago 9-yard line to set up another field goal for a 27-0 lead. The Brady-to-Branch touchdown pass at the end of the first half gave New England a commanding 33-0 halftime lead.

### PATRIOTS CLINCH PLAYOFF BERTH

New England has now qualified for the playoffs 18 times in its 51-year history. The Patriots have earned 12 playoff berths in the 17 seasons since Robert Kraft purchased the team in 1994, a dramatic contrast to the six total playoff berths that the team earned in its first 34 years of existence.

### PATRIOTS ARE GOOD IN THE SNOW

The Patriots played the Bears under snowy conditions and improved to an 11-0 record under head coach Bill Belichick when playing in the snow. In the last three games played in the snow, the Patriots have outscored their opponents 142-14.

### GRONKOWSKI SCORES HIS SEVENTH TD OF 2010

Patriots rookie tight end Rob Gronkowski caught his seventh touchdown reception of the season on a 7-yard pass from QB Tom Brady in the first quarter. Gronkowski is chasing down WR Jim Colclough and WR Randy Vataha for the Patriots rookie receiving touchdown record of 9 touchdowns. Gronkowski ranks in the top five for total touchdowns among all Patriots rookies. He ranks third in NFL history for touchdowns by a rookie tight end. Only Mike Ditka (12) and Junior Miller (9) had more touchdowns as rookies.

### PATRIOTS EXTEND STREAK TO FIVE GAMES WITH 30 POINTS AND NO TURNOVERS

The Patriots have scored at least 30 points without committing a turnover in each of their past five games to extend their NFL record. Last week they became the first team to have at least 30 points without committing a turnover in four straight games.

### BRADY EXTENDS STREAK WITH AT LEAST TWO TOUCHDOWNS AND NO INTERCEPTIONS TO SIX TO TIE THE NFL MARK

Quarterback Tom Brady has thrown at least two touchdowns without an interception in each of his past six games to tie Don Meredith (1965-66) for the longest streak in league annals.

### GUYTON SCORES ON A 35-YARD FUMBLE RETURN

LB Gary Guyton returned a fumble 35 yards for a touchdown after CB Devin McCourty forced a fumble on a tackle in the second quarter. It is Guyton's second touchdown of the season. Guyton returned an interception 59 yards for a touchdown in the season-opening victory vs. Cincinnati (9/12). It is the first fumble returned for a touchdown by a New England player since Ellis Hobbs scored on a 35-yard fumble return at Buffalo on Nov. 18, 2007. It is the fourth defensive touchdown of the season for the Patriots. Guyton is the first Patriots player to score two defensive touchdowns in a season since LB Tedy Bruschi returned two interceptions for touchdowns in 2003.

### PATRIOTS HAVE SEVEN NON-OFFENSIVE TOUCHDOWNS IN 2007

The Patriots have scored on seven touchdowns that were not offensive touchdowns in 2010. The Patriots returned three interceptions for a touchdown, returned two kickoffs for touchdowns, scored on one fumble return and one blocked field goal that was returned for a touchdown. The seven non-offensive touchdowns are second in the NFL to Arizona who has scored on nine non-offensive touchdowns.

### PATRIOTS SET NFL RECORD WITH FIVE GAMES WITHOUT A TURNOVER

The Patriots extended their streak to five straight games without a turnover to establish an NFL record. Last week, the Patriots established the team mark with their fourth straight game without a turnover.

### EDELMAN HAS CAREER-LONG 42-YARD PUNT RETURN

Julian Edelman had a career-long 42-yard punt return in the second quarter. His previous best was a 35-yarder vs. Tennessee on Oct. 18, 2009. Both of those punt returns were in snow games.

### ERIC MOORE FORCES A FUMBLE ON A SACK IN HIS DEBUT

Eric Moore forced a fumble on a 10-yard sack that was recovered by LB Jerod Mayo at the Chicago 9-yard line in the second quarter. Moore was playing in his first game as a member of the Patriots.

### BRANCH HAS NINTH 100-YARD GAME

Deion Branch scored on a 59-yard touchdown pass prior to the end of the first half to push him over 100 yards receiving for the day. He finished the game with 151 receiving yards. He had his first 100-yard day of 2010 at Detroit (11/25) with three receptions for 113 yards. It is his sixth 100-yard game as a member of the Patriots.

### BRANCH HAS CAREER-HIGH IN RECEIVING YARDS

Branch set a personal best with 151 receiving yards. His previous best was a 130-yard performance on Sept. 30, 2007 at San Francisco while he was with Seattle.

### PATRIOTS HAVE TWO PLAYERS REACH 100 YARDS RECEIVING

Wes Welker (115) and Deion Branch (151) both finished with over 100 yards receiving. It is the first time the Patriots have had a game with two 100-yard receivers since the game in the snow last season vs. Tennessee on Oct. 18, 2009.



# INSIDE THE NUMBERS

## BY THE NUMBERS

2

The number of kickoff returns that WR Brandon Tate has returned for a touchdown in 2010 after he returned a 97-yard kickoff for a touchdown vs. Cincinnati (9/12) and a 103-yard kickoff for a touchdown at Miami (10/4). Tate is the first Patriots' player to return two kicks for a touchdown in a season since Kevin Faulk returned two for a touchdown in 2002. The Patriots' record for most returns in a single season is three by Raymond Clayborn in 1977.

2

The number of blocked kicks recorded by S Patrick Chung in 2010 after he blocked a punt and a field goal in the Patriots win at Miami (10/4). He is the first NFL player to block a field goal and a punt in the same game since CB Ramon Walker of Houston blocked a field goal and a punt vs. New England on Nov. 23, 2003.

3

The number of interceptions that the Patriots have returned for a touchdown in 2010 after LB Gary Guyton returned an interception 59 yards for a score vs. Cincinnati (9/12), S Patrick Chung returned an interception 51 yards for a score at Miami (10/4) and S James Sanders returned an interception 32 yards for a touchdown at Pittsburgh (11/14).

6

The number of interceptions by CB Devin McCourty in 2010. It is the second most interceptions by a rookie in Patriots history to Mike Haynes (8) in 1976.

7

The number of touchdown receptions by rookie TE Rob Gronkowski in 2010, a record for most touchdown catches by a rookie tight end in Patriots history. The only other rookie tight ends in NFL history to have more touchdowns were Mike Ditka (12) and Junior Miller (9).

7

The number of touchdown receptions by Wes Welker in 2010, his highest total since he registered a career-high eight in 2007.

10

The number of consecutive seasons in which the Patriots have posted a winning record.

11

The number of rushing touchdowns in 2010 by BenJarvus Green-Ellis, establishing a career high. His previous best was the five he had as a rookie in 2008. He is the first Patriots player with 10-plus rushing touchdowns since Corey Dillon had 13 in 2006.

31.9

The number of points the Patriots are averaging in 2010, the highest in the NFL. The Patriots are on pace to finish with 511 points, which would be second in team history to the 589 scored in 2007.

76

The number of consecutive regular-season games that Welker has caught at least one pass. He has caught at least one pass in all 61 games as a member of the Patriots, including three postseason games.

## JEROD MAYO BY THE NUMBERS

162

The number of total tackles by LB Jerod Mayo. He is on pace to finish the season with 199 tackles. That number would be the highest since LB Steve Nelson had 207 tackles in 1984.

## TOM BRADY NUMBERS

6

The number of times that Brady has finished a season with 25 or more touchdowns after he raised his 2010 total to 29 touchdown passes. He is the sixth QB in NFL history to have 25 or more touchdown passes in at least six different seasons.

8

The number of times Tom Brady has passed for 3,000 or more yards in a season. He currently has 3,398 passing yards in 2010.

## TOM BRADY NUMBERS (continued)

17

The number of times Tom Brady has earned AFC Offensive Player of the Week honors. He earned the award in back-to-back weeks in 2010: at Detroit (11/25) and vs. NY Jets (12/6).

26

The number of consecutive regular season starts that Tom Brady has won at Gillette Stadium, setting an NFL record for most consecutive home wins by a starting quarterback in the regular-season.

29

The number of touchdown passes thrown by Brady in 2010 to lead the NFL. He needs one more touchdown pass for his second season with 30 or more touchdown passes. He can become just the 12<sup>th</sup> player since the 1970 merger to have at least two 30 touchdown seasons.

34

The number of regular season 300-yard passing games by Tom Brady, a team record. Brady's seven 300-yard games in 2009 moved him past Drew Bledsoe (26) for the team record.

79

The number of times that Brady has thrown two or more touchdowns in a game. The Patriots are 67-12 when he throws for two or more touchdowns.

108

The number of wins that Brady has as a starting quarterback. He reached the 100-win milestone in the fewest number of starts (131) among all quarterbacks in the modern era.

## THE KRAFT ERA

3

The number of Super Bowl championships the Patriots have won since Robert Kraft purchased the team in 1994. That mark is the highest total in the NFL over that span. Only Denver (2; 1997 and 1998) and Pittsburgh (2; 2005 and 2008) have won multiple Super Bowl titles since 1994.

5

The number of conference championships the Patriots have won since Robert Kraft purchased the team in 1994. That mark is the highest total in the NFL over that span. Pittsburgh is second with three conference titles since 1994.

12

The number of playoff seasons earned by the Patriots in the 17 seasons since Robert Kraft purchased the team.

17

The number of playoff games the Patriots have won since Robert Kraft purchased the team in 1994. That mark is the highest total in the NFL over that span. Pittsburgh ranks second with 15 playoff wins over that span.

25

The number of playoff games the Patriots have appeared in since 1994. The mark is the highest in the NFL, ahead of the 23 games played by Pittsburgh.

178

The number of consecutive home games the Patriots have sold out, a streak that includes every preseason, regular season and playoff game since the 1994 regular season opener.

## THE BELICHICK ERA

4

Bill Belichick is one of just four coaches to win three championships since the Super Bowl era began. Belichick joins three members of the Pro Football Hall of Fame in the exclusive club (Chuck Noll 4, Joe Gibbs 3 and Bill Walsh 3). Belichick is the only coach to win three Super Bowls in the post-1993 salary cap era and the only one to ever win three in four years.


174

Bill Belichick has 174 career victory as a head coach, including playoff games. Belichick is tied for 10<sup>th</sup> with Mike Holmgren in NFL history with 174 career victories.



# ROBERT KRAFT NEWS & NOTES

Since Robert Kraft purchased the team in 1994, the Patriots have experienced one of the most dramatic turnarounds in the history of sports. In 17 seasons of ownership, Kraft has transformed one of the league's least successful clubs into what many observers view as a model NFL franchise. In the five seasons immediately preceding his purchase (1989-93), the Patriots were a moribund team, winning just 19 of 80 games (.311 pct.) and recording the worst record in the NFL over that span. When he bought the franchise on Jan. 21, 1994, Kraft announced his intention to bring a championship to New England, a tall order considering the team's previous success rate. But under Kraft's leadership, the Patriots have won nine division titles, five conference crowns and three Super Bowl championships. The Patriots have made five Super Bowl appearances since Kraft purchased the team, a period during which no other NFL franchise has earned more than three berths.



	Pre-Kraft 1960-93	1989-93	Kraft Era 1994-10
Overall Record	225-276-9	19-61	194-100
Winning Pct.	.450	.311	.660
Super Bowl Titles	0	0	3
Conference Titles	1	0	5
Division Titles	3	0	9
Playoff Seasons	6	0	12
Playoff Record	4-6	--	17-8
Home Playoff Games	1	0	12
Home Playoff Record	0-1	--	11-1

## A CHAMPIONSHIP TRADITION

The Patriots, the Los Angeles Lakers and the San Antonio Spurs are the only teams from the four major professional sports leagues to have won at least three titles since 2001.

## MULTIPLE LEAGUE CHAMPIONSHIPS SINCE 2001

Team	League	Titles
Los Angeles Lakers	NBA	4
<b>New England Patriots</b>	<b>NFL</b>	<b>3</b>
San Antonio Spurs	NBA	3

## CHAMPIONSHIP GAME/SERIES APPEARANCES SINCE 1994

Team	League	Appearances
New York Yankees	MLB	7
Los Angeles Lakers	NBA	7
Detroit Red Wings	NHL	6
<b>New England Patriots</b>	<b>NFL</b>	<b>5</b>
San Antonio Spurs	NBA	4
New Jersey Devils	NHL	4

## SELLOUT STREAK

In the early 1990s, the Patriots seemed destined for relocation until Robert Kraft's purchase of the team rejuvenated local interest. In 1991, the season ticket base was just 17,635, barely enough to support the club. Now, the season-ticket base stands at a capped total of 61,759 and more than 50,000 fans are on a waiting list. The Patriots have sold out 178 consecutive home games (dating back to the 1994 regular-season opener).

## SUCCESS STORY

Since Robert Kraft purchased the team in 1994, the Patriots have been one of the NFL's elite franchises. In the 17 seasons of Kraft's ownership, the Patriots own the NFL's highest winning percentage and have won more Super Bowl titles, more conference championships, more playoff games and more regular-season games than any other NFL team. The Patriots have now won nine or more games in 14 of the 17 seasons that Robert Kraft has owned the team.

## SINCE ROBERT KRAFT PURCHASED THE TEAM IN 1994...

### TOTAL VICTORIES SINCE 1994 (Incl. Postseason)

<b>New England Patriots</b>	<b>194</b>
Pittsburgh Steelers	185
Green Bay Packers	179
Indianapolis Colts	178
Denver Broncos	164
Philadelphia Eagles	164

### WINNING PERCENTAGE SINCE 1994 (Incl. Postseason)

Team	W	L	T	Pct.
<b>New England Patriots</b>	<b>194</b>	<b>100</b>	<b>0</b>	<b>.660</b>
Pittsburgh Steelers	185	106	1	.635
Green Bay Packers	179	111	0	.617
Indianapolis Colts	178	113	0	.612
Denver Broncos	164	118	0	.582
Philadelphia Eagles	164	124	2	.567
Minnesota Vikings	156	128	0	.549

### SUPER BOWL CHAMPIONSHIPS SINCE 1994

<b>New England Patriots</b>	<b>3</b>
Pittsburgh Steelers	2
Denver Broncos	2
9 Teams	1

### CONFERENCE CHAMPIONSHIPS SINCE 1994

<b>New England Patriots</b>	<b>5</b>
Pittsburgh Steelers	3
Denver Broncos	2
Green Bay Packers	2
St. Louis Rams	2
Indianapolis Colts	2
New York Giants	2
14 Teams	1

### PLAYOFF VICTORIES SINCE 1994

<b>New England Patriots</b>	<b>17</b>
Pittsburgh Steelers	15
Green Bay Packers	11
Philadelphia Eagles	11
Indianapolis Colts	11

### PLAYOFF GAMES PLAYED SINCE 1994

<b>New England Patriots</b>	<b>25</b>
Pittsburgh Steelers	23
Indianapolis Colts	22
Green Bay Packers	21
Philadelphia Eagles	21
Denver Broncos	13
San Francisco 49ers	13

### PLAYOFF SEASONS SINCE 1994

<b>New England Patriots</b>	<b>12</b>
Indianapolis Colts	12
Green Bay Packers	11
Philadelphia Eagles	10
Pittsburgh Steelers	9
Dallas Cowboys	9

### PLAYOFF WINNING PERCENTAGE SINCE 1994

Team	W	L	Pct.
New Orleans Saints	5	2	.714
<b>New England Patriots</b>	<b>17</b>	<b>8</b>	<b>.680</b>
Pittsburgh Steelers	15	8	.652
Arizona Cardinals	5	3	.625
Baltimore Ravens	8	5	.615
Denver Broncos	8	5	.615
Carolina Panthers	6	4	.600

## ANNUAL ACHIEVEMENTS

The Patriots have won more than half of their games 10 straight years. They are the first team to win more than half of their games in 10 straight seasons since free agency began in 1993. The Patriots are the fourth team to win more than half of their games in 10 straight seasons since the 1970 AFL-NFL merger, joining the 49ers (16 straight from 1983-1998), the Cowboys (16 straight from 1970-85) and the Raiders (11 straight from 1970-80).



# BILL BELICHICK NEWS & NOTES

## THE HEAD COACH

**Overall Record:** 174-99 (.637)  
**Regular Season:** 159-94 (.628)  
**Postseason:** 15-5 (.750)  
**With Patriots overall:** 137-54 (.717)  
**Overall since 2001:** 132-43 (.754)  
**Super Bowl Titles:** 5 (86, 90, 01, 03, 04)  
**Conf. Titles:** 7 (86, 90, 96, 01, 03, 04, 07)  
**Division Titles:** 14 (75, 78, 86, 89, 90, 96, 98, 01, 03, 04, 05, 06, 07, 09)



Bill Belichick is the only head coach in NFL history to win three Super Bowl titles in a four-year span. He spent 20 years as an assistant coach in the NFL and this is his 16th season as a head coach. According to the Elias Sports Bureau, he is the only man in NFL history to serve 20 or more seasons as an assistant coach and at least 15 seasons as a head coach. Over a 100-game span from 2003-08, Belichick directed the team to an 82-18 record, marking the best 100-game span for any team in NFL history. In the 2007 season, Belichick led the Patriots to the fourth undefeated and untied regular season in the NFL's 90-year history and the first since the NFL established a 16-game schedule in 1978. Belichick's Patriots teams own the all-time NFL records for consecutive total victories (21 from 2003-04), and established the record for consecutive regular-season victories (21 from 2006-08) and consecutive playoff victories (10 from 2001-05). Belichick has spent more seasons in the league than any other current NFL head coach, and in that time has been a part of five Super Bowl championship teams.

## BELICHICK LEADS TEAM TO 10<sup>TH</sup> STRAIGHT WINNING RECORD

Bill Belichick has led the Patriots to a winning record for 10 consecutive seasons. The only other NFL coach to have at least 10 consecutive winning seasons with one team since the 1970 merger was Tom Landry, who led the Dallas Cowboys to 16 consecutive winning seasons (1970-1985).

## BELICHICK MOVES INTO TOP TEN

Bill Belichick moved into a tie with Mike Holmgren for 10<sup>th</sup> place in career wins with his 174<sup>th</sup> victory.

### MOST WINS NFL COACHES

Head Coach	Team(s)	Years of service	Record
1. Don Shula	BAL, MIA	33	347-173-6
2. George Halas	Chicago	40	324-151-31
3. Tom Landry	Dallas	29	270-178-6
4. Curly Lambeau	GB, Cards, WAS	33	229-134-22
5. Chuck Noll	Pittsburgh	23	209-156-1
6. Marty Schottenheimer	CLE, KC, WAS, SD	21	205-139-1
7. Dan Reeves	DEN, NYG, ATL	23	201-174-2
8. Chuck Knox	LAR, BUF, SEA	22	193-158-1
9. Bill Parcells	NYG, NE, NYJ, DAL	19	183-138-1
10. Bill Belichick	CLE, NE	16	174-99-0
10. Mike Holmgren	GB, SEA	17	174-122-0
12. Joe Gibbs	Washington	16	171-101-0
13. Paul Brown	CLE, CIN	21	170-108-6

## ELITE COMPANY

Belichick is one of nine NFL head coaches to win three or more championships since the league began postseason play in 1933, but the only one to win 3 in 4 years. With the Patriots' victory in Super Bowl XXXIX, Belichick joined an exclusive club in which each of the eight other members has been enshrined in the Pro Football Hall of Fame.

### HEAD COACHES WITH THREE OR MORE NFL TITLES

(Listed alphabetically)

Head Coach	Championship Team(s)
Bill Belichick	New England Patriots (SB XXXVI, XXXVIII, XXXIX)
Paul Brown	Cleveland Browns (1950, 54, 55)
Weeb Ewbank	Baltimore Colts, New York Jets (1958, 59 SB III)
Joe Gibbs	Washington Redskins (SB XVII, XXII, XXVI)
George Halas	Chicago Bears (1921, 33, 40, 41, 46, 63)
Curly Lambeau	Green Bay Packers (1929, 30, 31, 36, 39, 44)
Vince Lombardi	Green Bay Packers (1961, 62, 65, SB I, II)
Chuck Noll	Pittsburgh Steelers (Super Bowl IX, X, XIII, XIV)
Bill Walsh	San Francisco 49ers (Super Bowl XVI, XIX, XXXIII)

## BELICHICK'S PATRIOTS RENAISSANCE

Any successful project requires a sound plan and once head coach Bill Belichick implemented his design on the Patriots, his approach has given him the best record of any NFL head coach who has coached over 40 games since 2001 (including the postseason).

### NFL COACHES' RECORDS SINCE 2001

Coach	Team	W	L	T	Pct.
Bill Belichick	NE	132	43	0	.754
Tony Dungy	TB/IND	101	41	0	.711
Bill Cowher	PIT	70	35	1	.665

## AMONG THE GREATS

Coach Belichick has recorded 174 career wins and is one of 15 coaches in NFL history to win 160 or more games. Belichick owns a career winning percentage of .637, which is third all-time, behind George Halas (.682) and Don Shula (.666).

### TOP WINNING PERCENTAGE AMONG HEAD COACHES WITH AT LEAST 160 WINS (INCL. POSTSEASON)

Head Coach	Team(s)	Years	W	L	T	Pct.
George Halas	CHI	1920-29, 33-41, 46-55, 58-67	324	151	31	.682
Don Shula	BAL/MIA	1963-95	347	173	6	.666
Bill Belichick	CLE/NE	1991-95, 00-10	174	99	0	.637
Curly Lambeau	GB/CHI/WAS	1921-53	229	134	22	.630
Joe Gibbs	WAS	1981-92, 04-07	171	101	0	.629

NOTE: Winning percentage calculated using current NFL rules, counting a tie as a half-win, half-loss.

## SUPER SUCCESS

Bill Belichick is one of just four head coaches to win three Super Bowl championships. Belichick is the only coach to win three Super Bowls in the post-1993 salary cap era.

### MOST SUPER BOWL VICTORIES

Head Coach	Team	Titles	Seasons
Chuck Noll	PIT	4	1974, 1975, 1978, 1979
Bill Belichick	NE	3	2001, 2003, 2004
Joe Gibbs	WAS	3	1982, 1987, 1991
Bill Walsh	SF	3	1981, 1984, 1988

NOTE: Sorted by most recent championship. Super Bowls have determined NFL champion since 1966.

## PLAYOFF SUCCESS

Coach Belichick has won 15 career playoff games, a total that is the fifth-highest by a head coach in NFL history.

### MOST PLAYOFF WINS BY AN NFL HEAD COACH

Coach	Team(s)	Wins
Tom Landry	Dallas Cowboys	20
Don Shula	Baltimore Colts, Miami Dolphins	19
Joe Gibbs	Washington Redskins	17
Chuck Noll	Pittsburgh Steelers	16
Bill Belichick	Cleveland Browns, New England Patriots	15

## POSTSEASON PROWESS

Bill Belichick is the second winningest head coach in NFL playoff history based on winning percentage, trailing only the legendary Vince Lombardi, whose name is emblazoned on the Super Bowl trophy.

### BEST POSTSEASON RECORDS IN NFL HISTORY

Head Coach	Team(s)	W	L	Pct.
Vince Lombardi	GB/WAS	9	1	.900
Bill Belichick	CLE/NE	15	5	.750

## TOPS IN TEAM HISTORY

Bill Belichick is the most successful head coach in Patriots history. He has recorded more wins (137) than the next two head coaches on that list combined.

### WINNINGEST HEAD COACHES IN PATRIOTS HISTORY

Coach	Years	Career Winning Pct.	Overall W-L-T	Playoff W-L
Bill Belichick	2000-10	.717	137-54-0	14-4
Raymond Berry	1984-89	.554	51-41-0	3-2
Pete Carroll	1997-99	.549	28-23-0	1-2
Ron Meyer	1982-84	.529	18-16-0	0-1
Chuck Fairbanks	1973-78	.529	46-41	0-2
Mike Holovak	1961-68	.528	53-47-9	1-1
Bill Parcells	1993-96	.500	34-34	2-2
Ron Erhardt	1979-81	.438	21-27	0-0
Lou Saban	1960-61	.368	7-12	0-0
Clive Rush	1969-70	.238	5-16	0-0



# TOM BRADY NEWS & NOTES

## RECORDING SUCCESS

Tom Brady has quarterbacked the Patriots to victories in 108 of his 140 career regular-season starts, compiling a .771 winning percentage and giving him the best record of any quarterback in the Super Bowl era (since 1966).

### TOP WINNING PERCENTAGES IN SUPER BOWL ERA

(Since 1966, Minimum 50 Starts, Regular Season Only)

Player	Team(s)	Years	W	L	T	Pct.
<b>Tom Brady</b>	<b>NE</b>	<b>2000-10</b>	<b>108</b>	<b>32</b>	<b>0</b>	<b>.771</b>
Roger Staubach	DAL	1969-79	85	29	0	.746
Joe Montana	SF/KC	1979-94	117	47	0	.713

### ACTIVE QUARTERBACKS WINNING PERCENTAGE

Minimum 32 Starts (two full seasons), Regular Season Only

Quarterback	Team(s)	W	L	T	Pct.
<b>Tom Brady</b>	<b>NE</b>	<b>108</b>	<b>32</b>	<b>0</b>	<b>.771</b>
Ben Roethlisberger	PIT	67	28	0	.705
Philip Rivers	SD	54	23	0	.701
Peyton Manning	IND	138	67	0	.673
Tony Romo	DAL	39	21	0	.650

### MOST CAREER WINS AS A STARTER

(Regular season only)

Rank	Name	W	L	T	Pct.
1.	<b>Brett Favre</b>	<b>186</b>	<b>111</b>	<b>1</b>	<b>.626</b>
2.	John Elway	148	82	1	.643
3.	Dan Marino	147	93	0	.613
4.	<b>Peyton Manning</b>	<b>138</b>	<b>67</b>	<b>0</b>	<b>.673</b>
5.	Fran Tarkenton	124	109	6	.531
6.	Johnny Unitas	118	64	4	.651
7.	Joe Montana	117	47	0	.713
8.	<b>Tom Brady</b>	<b>108</b>	<b>32</b>	<b>0</b>	<b>.771</b>
9.	Terry Bradshaw	107	51	0	.677
10.	Warren Moon	102	98	0	.510

Bold Indicates active players

### BRADY IS FASTEST TO 100 WINS

Tom Brady won his 100th game as a starter on Monday Night Football at Miami (10/4/10). He is the 11<sup>th</sup> NFL quarterback to register 100 wins as a starting quarterback. Brady reached the milestone in the fewest number of starts (131) among quarterbacks who began their careers in the Super Bowl era (since 1966). His 107 wins are ranked 8<sup>th</sup> in NFL history.

### PLAYER TEAM STARTS TO REACH 100

<b>Tom Brady</b>	<b>Patriots</b>	<b>131</b>
Joe Montana	49ers	139
Terry Bradshaw	Steelers	147
Brett Favre	Packers	153
Peyton Manning	Colts	154

### BRADY REACHES 25 TOUCHDOWNS FOR SIXTH TIME

Tom Brady raised his 2010 total to an NFL-leading 29 touchdowns. It is the sixth time in his career that he has had 25 or more touchdowns in a season. With one more touchdown pass Brady will become just the 12th player since the 1970 merger to have at least two 30 touchdown seasons.

### MOST SEASONS WITH 25-PLUS TOUCHDOWN PASSES

Peyton Manning	13	<b>Tom Brady</b>	<b>6</b>
Brett Favre	11	Drew Brees	6
Dan Marino	7	Joe Montana	6

### BRADY IS PATRIOTS ALL-TIME LEADING PASSER

Tom Brady passed Drew Bledsoe on an 11-yard completion to Sam Aiken in the third quarter of the New Orleans (11/30/09) game to become the Patriots all-time passing yardage leader.

#### PATRIOTS ALL-TIME LEADING PASSERS

Player	YEARS	ATT	COMP	YARDS
<b>Tom Brady</b>	<b>2000-10</b>	<b>4,643</b>	<b>3,019</b>	<b>34,242</b>
Drew Bledsoe	1993-01	4,518	2,544	29,657
Steve Grogan	1975-90	3,593	1,879	26,886

### BRADY HAS 8<sup>TH</sup> GAME WITH 300 YDS AND 4 TDS

Tom Brady had his 8<sup>th</sup> game with 300 yards (326), 4 TDs and no interceptions in the win against the Jets (12/6/10). That is the most such games by a quarterback since the 1970 merger.



## TOM BRADY'S RECORD AS A STARTER

	Reg. Season	Playoffs	Total
<b>Overall:</b>	<b>108-32</b>	<b>14-4</b>	<b>122-36</b>
Home:	60-10	8-1	68-11
Road:	48-22	6-3*	54-25*

### By Yardage Total

Less than 200:	26-12	3-1	29-13
200-299:	52-16	9-2	61-18
300 or more:	30-4	2-1	32-5

### Other Records

On Artificial Turf:	53-5	4-2	57-7
Temp. Below 40:	24-3	8-1	32-4
Thanksgiving or later:	40-9	14-4	54-13
Leading at Halftime:	83-8	10-2	93-10
Leading after 3 Qtrs:	89-5	9-2	98-7
Overtime:	7-1	1-0	8-1
Passer rating >100.0:	58-3	6-0	64-3

\*-Includes three Super Bowls at neutral sites

## BRADY HAS FIFTH BEST QB RATING IN NFL HISTORY

Tom Brady has produced a 94.9 quarterback rating. His career mark is tied with Peyton Manning for fifth best all-time.

### NFL ALL-TIME LEADERS IN PASSER RATING

Quarterback	Years	Team(s)	Rating
<b>Aaron Rodgers</b>	<b>2005-2010</b>	<b>Green Bay</b>	<b>97.6</b>
<b>Philip Rivers</b>	<b>2004-2010</b>	<b>San Diego</b>	<b>97.2</b>
Steve Young	1985-99	TB/SF	96.8
<b>Tony Romo</b>	<b>2004-2010</b>	<b>Dallas</b>	<b>95.5</b>
<b>Tom Brady</b>	<b>2000-2010</b>	<b>Patriots</b>	<b>94.9</b>
<b>Peyton Manning</b>	<b>1998-2010</b>	<b>Indianapolis</b>	<b>94.9</b>

Bold Indicates active players

### BRADY WINS 26th STRAIGHT START AT GILLETTE

Tom Brady set an NFL record for most consecutive home wins as a starting quarterback with his 26<sup>th</sup> straight win in a regular-season home start following the 45-3 win against the Jets. The last time the Patriots lost a regular-season home game in which Brady started was on Nov. 12, 2006 against the New York Jets.

### MOST CONSECUTIVE REGULAR-SEASON HOME GAMES WON AS A STARTING QUARTERBACK:

Player	Team	Years	Streak
<b>Tom Brady</b>	<b>NE</b>	<b>2006-Present</b>	<b>26</b>
Brett Favre	GB	1995-98	25
John Elway	DEN	1996-98	22
Bob Griese	MIA	1971-74	20
Randall Cunningham	PHI	1990-94	20

### MOST CAREER TOUCHDOWNS

#### MOST TOUCHDOWNS CAREER

(regular season only) Bold Indicates active players

Rank	Name	Touchdowns
1.	<b>Brett Favre</b>	<b>507</b>
2.	Dan Marino	420
3.	<b>Peyton Manning</b>	<b>392</b>
4.	Fran Tarkenton	342
5.	John Elway	300
6.	Warren Moon	291
7.	Johnny Unitas	290
8.	Vinny Testaverde	275
9.	Joe Montana	273
10.	Dave Kreig	261
11.	Sonny Jurgensen	255
12T.	<b>Tom Brady</b>	<b>254</b>
12t.	Dan Fouts	254
14.	Drew Bledsoe	251
15.	Boomer Esiason	247
16.	John Hadl	244

### BRADY HAS SECOND PERFECT PASSER RATING

Brady finished with a perfect rating after finishing 21-of-27 for 341 yards with four touchdowns and no interceptions for a 158.3 rating at Detroit on Nov. 25. It is the second time in his career that he has finished with a perfect rating. He also had a perfect rating on Oct. 21, 2007 at Miami. He is the third player ever to have more than one game with a perfect rating (minimum of 20 attempts), joining Peyton Manning (3) and Kurt Warner (3).



# TOM BRADY NEWS & NOTES

## 200 TOUCHDOWNS

Tom Brady reached 200 touchdowns in just 116 games, the fourth fastest in NFL history. He currently has 254 touchdown passes.

## NFL RECORD BOOK / FASTEST TO 200 TOUCHDOWN PASSES

(Bold indicates active players)

Games	Player	Team(s)	NFL Debut	200th TD
89	Dan Marino	Miami	09/19/83	09/17/89
<b>106</b>	<b>Peyton Manning</b>	<b>Indianapolis</b>	<b>09/06/98</b>	<b>11/21/04</b>
107	Brett Favre	Atlanta/Green Bay	10/27/91	11/15/98
<b>116</b>	<b>Tom Brady</b>	<b>New England</b>	<b>11/23/00</b>	<b>09/27/09</b>
121	Johnny Unitas	Baltimore Colts	1956	1963

## BRADY'S COMEBACKS

Brady has engineered 30 career game-winning performances to lead his team to a victory from a fourth-quarter deficit or tie.

### Time Remaining/Passing Statistics^

Date	Opp.	Score	in Reg.	Att	Cmp	Yds	TD	Int	Final
10/17/10	BAL	10-20	14:53	16	24	156	1	1	23-20 OT
09/14/09	BUF	13-24	5:32	13	11	112	2	0	25-24
12/29/07	at NYG	23-28	15:00	12	8	130	1	0	38-35
12/03/07	at BAL	17-24	14:25	17	7	113	1	0	27-24
11/25/07	PHI	24-28	15:00	16	11	109	0	0	31-28
11/04/07	at IND	10-20	9:42	10	8	144	2	0	24-20
01/14/07	at SD*	13-21	8:35	14	9	122	1	1	24-21
12/03/06	DET	13-21	13:07	15	14	101	0	0	28-21
11/26/06	CHI	10-10	14:46	7	6	98	1	0	17-13
11/13/05	at MIA	15-16	2:53	2	2	76	1	0	23-16
10/30/05	BUF	7-16	10:07	4	4	69	0	0	21-16
10/09/05	at ATL	28-28	3:52	2	2	17	0	0	31-28
09/25/05	at PIT	10-13	14:19	12	12	167	0	0	23-20
02/06/05	PHI**	14-14	15:00	4	2	33	0	0	24-21
10/03/04	at BUF	17-17	15:00	4	2	8	1	0	31-17
02/01/04	CAR**	29-29	1:08	5	4	47	0	0	32-29
01/10/04	TEN*	14-14	15:00	11	6	27	0	0	17-14
11/30/03	at IND	31-31	10:21	6	3	31	1	0	38-34
11/23/03	at HST	13-20	3:11	14	10	133	1	0	(ot) 23-20
11/03/03	at DEN	23-26	2:51	4	5	58	1	0	30-26
10/19/03	at MIA	13-13	15:00	10	7	147	1	0	(ot) 19-13
10/05/03	TEN	24-27	4:40	1	1	15	0	0	38-30
12/29/02	MIA	13-24	4:59	13	8	69	1	0	(ot) 27-24
11/10/02	at CHI	19-30	5:16	14	9	116	2	0	33-30
09/22/02	KC	38-38	0:00	5	4	46	0	0	(ot) 41-38
02/03/02	STL**	17-17	1:21	8	5	53	0	0	20-17
01/19/02	OAK*	3-13	15:00	27	20	138	0	0	(ot) 16-13
12/16/01	at BUF	6-9	5:57	13	9	116	0	0	(ot) 12-9
12/02/01	at NYJ	14-16	15:00	7	6	56	0	0	17-16
10/14/01	SD	16-26	8:48	18	13	130	1	0	(ot) 29-26

^ Statistics are from the time noted until the end of the game \* Divisional Playoffs \*\* Super Bowl

## TOP QB HOME STARTING RECORDS SINCE 1970 MERGER

Player	Team(s)	W	L	T	Pct.
<b>Tom Brady</b>	<b>NE</b>	<b>68</b>	<b>11</b>	<b>0</b>	<b>.861</b>
Terry Bradshaw	PIT	75	14	0	.843
John Elway	DEN	104	25	0	.806
Steve Young	TB/SF	63	19	0	.768

## WINNINGEST COACH/QB TANDEM

Bill Belichick and Tom Brady have the best winning percentage among a head coach-starting quarterback tandem since the 1970 merger. The tandem's 108 wins are second only to Dan Marino and Don Shula's 116 wins.

## WINNINGEST COACH/QB TANDEM SINCE 1970

(Regular Season Only - winning percentage)

Quarterback/Head Coach	Team	W	L	T	Pct.
<b>Tom Brady/Bill Belichick</b>	<b>NE</b>	<b>108</b>	<b>32</b>	<b>0</b>	<b>.771</b>
Ken Stabler/John Madden	OAK	60	19	1	.756
Jim McMahon/Mike Ditka	CHI	46	15	0	.754
Peyton Manning/Tony Dungy	IND	73	24	0	.753

## WINNINGEST COACH/QB TANDEM SINCE 1970

(Regular Season Only - victories)

Quarterback/Head Coach	Team	W	L	T	Pct.
Dan Marino/Don Shula	MIA	116	68	0	.630
<b>Tom Brady/Bill Belichick</b>	<b>NE</b>	<b>108</b>	<b>32</b>	<b>0</b>	<b>.771</b>
Terry Bradshaw/Chuck Noll	PIT	107	51	0	.601

## BRADY IN THE POSTSEASON

### NFL ALL-TIME LEADERS / PLAYOFF VICTORIES AS STARTING QUARTERBACK

(Bold indicates active players)

Player	Team(s)	Playoff Wins
Joe Montana	San Fran./K.C.	16
<b>Tom Brady</b>	<b>New England</b>	<b>14</b>
Terry Bradshaw	Pittsburgh	14
John Elway	Denver	14
<b>Brett Favre</b>	<b>Green Bay</b>	<b>12</b>
Troy Aikman	Dallas	11
Roger Staubach	Dallas	11

### QUARTERBACKS WITH THREE OR MORE SUPER BOWL VICTORIES

Quarterback	Team	Wins
Terry Bradshaw	PIT	4
Joe Montana	SF	4
Troy Aikman	DAL	3
<b>Tom Brady</b>	<b>NE</b>	<b>3</b>

### PLAYERS WITH MULTIPLE SUPER BOWL MVP AWARDS

Player	Team	MVPs
Joe Montana	SF	3
Terry Bradshaw	PIT	2
<b>Tom Brady</b>	<b>NE</b>	<b>2</b>
Bart Starr	GB	2

## BRADY NEAR THE TOP SINCE BECOMING THE PATRIOTS STARTER IN 2001

Since taking over as the Patriots starting quarterback in 2001, Tom Brady ranks second with 254 touchdown passes and fourth with 34,236 passing yards.

### Touchdowns Since 2001

Player	Team	Years	TDs
Peyton Manning	IND	2001-10	307
<b>Tom Brady</b>	<b>NE</b>	<b>2001-10</b>	<b>254</b>
Brett Favre	GB/NYJ/MIN	2001-10	252
Drew Brees	SD/NO	2001-10	230
Donovan McNabb	PHI/WAS	2001-10	201

### Passing Yards Since 2001

Player	Team	Years	Passing Yards
Peyton Manning	IND	2001-10	41,869
Brett Favre	GB/NYJ/MIN	2001-10	37,069
Drew Brees	SD/NO	2001-10	34,501
<b>Tom Brady</b>	<b>NE</b>	<b>2001-10</b>	<b>34,236</b>
Donovan McNabb	PHI/WAS	2001-10	31,937

## TOM BRADY EARNS 17TH AFC OFFENSIVE PLAYER OF THE WEEK AWARD

Tom Brady was named the AFC Offensive Player of the Week in back-to-back weeks for his performance in the wins at Detroit (11/25) and vs. NY Jets (12/6). Brady has now received the honor 17 times, the third-most Player of the Week awards earned by a player since the accolade was instituted in 1984.

### THE PLAYERS WITH THE MOST CAREER PLAYER OF THE WEEK AWARDS

Player	Career	Team	POW Awards
Peyton Manning	1998-present	Colts	20
Dan Marino	1983-1999	Dolphins	18
<b>Tom Brady</b>	<b>2000-present</b>	<b>Patriots</b>	<b>17</b>
Brett Favre	1991-present	Packers, Jets, Vikings	16
John Elway	1983-1998	Broncos	15

## BRADY EXTENDS TEAM RECORD FOR MOST CONSECUTIVE PASS ATTEMPTS WITHOUT AN INTERCEPTION

Tom Brady extended his streak to 268 consecutive pass attempts without an interception. Brady eclipsed his old record of 183 consecutive pass attempts without an interception (set in 2009) on Thanksgiving at Detroit (12/25).

### MOST CONSECUTIVE PASS ATTEMPTS WITHOUT AN INTERCEPTION

308	Bernie Kosar (Cleveland)	1990-91
294	Bart Starr (Green Bay)	1964-65
279	Jeff George (IND/ATL)	1993-94
277	Rich Gannon (Oakland)	2001
271	Jason Campbell (Washington)	2007-08
<b>268</b>	<b>Tom Brady (Patriots)</b>	<b>2010</b>



# WR WES WELKER NEWS & NOTES

## WELKER LEADS NFL IN RECEPTIONS SINCE 2007

Wes Welker leads the NFL with 426 receptions since the start of 2007. He is the first player to reach 300 receptions in his first 40 games with a new team. Welker led the NFL in receptions in 2009 with 123, despite missing two games early in the year and most of the season-fine due to an injury.



### 2007-PRESENT NFL REC. LEADERS

Player	Team	Rec.	Yds	TD
Wes Welker	NE	426	4,475	22
Reggie Wayne	IND	380	5,132	31

## WELKER HAS THREE STRAIGHT 100 CATCH AND 1,000 YARD SEASONS

Welker registered his third straight season with at least 100 receptions (123) and 1,000 receiving yards (1,348) in 2009. Only four other NFL players have had three consecutive seasons of at least 100 receptions and 1,000 yards receiving: Marvin Harrison (4, 1999-02), Brandon Marshall (3, 2007-09), Herman Moore (3, 1995-97) and Jerry Rice (3, 1994-96).

## WELKER: 7.2 CATCHES A GAME SINCE 2007

Wes Welker is averaging 7.2 receptions per game since joining New England in 2007. His 7.2 average is the highest in the NFL during that time.

### MOST RECEPTIONS PER GAME SINCE 2007 (Minimum-20 games)

Player	Team	Average
Wes Welker	New England Patriots	7.2
Andre Johnson	Houston Texans	6.7
Brandon Marshall	Denver/Miami	6.4

## WELKER FINISHES WITH SECOND MOST RECEPTIONS AND SECOND HIGHEST AVERAGE IN NFL HISTORY IN 2009

Welker led the NFL with 123 receptions in 2009, despite missing two games and most of the season-fine due to an injury. He averaged 8.8 receptions in the 14 games he played. The 123 receptions are a Patriots record and match Herman Moore (Detroit in 1995) for the second most receptions in a single season in NFL history, behind Marvin Harrison's NFL record of 143 receptions in 2002. Welker's 8.8 catches per game in 2009 rank second in NFL history to the 8.9 average set by Harrison in 2002.

He has 18 games with nine or more catches since joining the Patriots. His 18 games with nine or more catches are the most in Patriots history.

### MOST RECEPTIONS IN A SEASON

Player	Team	Year	Receptions
Marvin Harrison	Indianapolis	2002	143
Wes Welker	New England	2009	123
Herman Moore	Detroit	1995	123

## WELKER LEADS NFL IN YARDS AFTER CATCH

Welker leads the NFL in yards after the catch since joining the Patriots in 2007.

### MOST YARDS AFTER THE CATCH SINCE 2007

Player	Team	Yards After the Catch
Wes Welker	New England Patriots	2,469
Brandon Marshall	Denver/Miami	1,694

## WELKER IS STREAKING

Welker has a streak of 76 straight regular-season games with at least one reception. He has caught at least one pass in each of his 62 games with the Patriots, including three postseason games. The last time that Welker did not catch a pass in a game was December 24, 2005 when he was with Miami. He has caught at least one pass in 59 consecutive regular-season games with the Patriots. The Patriots record for most consecutive games with at least one pass is 63 by TE Ben Coates.

## WELKER HAS THIRD BEST RECEIVING TOTAL

Welker totaled 192 receiving yards against the Jets (11/22/09), the third-best single game receiving yardage total in the 50-year history of the Patriots. His 15 receptions in that game are most catches in a non-overtime game for the Patriots.

### MOST RECEIVING YARDS IN A GAME IN PATS HISTORY

Yds.	Player	Date	Opp	W/L	Score
214	Terry Glenn	10/03/99	at CLE	W	19-7
193	Terry Glenn	12/06/98	at PIT	W	23-9
192	Wes Welker	11/22/09	NYJ	W	31-14

## WELKER TIES NFL RECORD FOR MOST 10-PLUS CATCH GAMES IN A SEASON WITH SEVEN

Welker had seven 10-plus reception games in 2009 season to tie the NFL record for most 10-plus reception games in a single season. Andre Johnson of Houston had seven 10-plus reception games in 2008.

### PATRIOTS MOST GAMES WITH 10-PLUS CATCHES

#### No. of 10-plus reception games for the Patriots

Wes Welker	11
Ben Coates	5
Troy Brown	5

## WELKER ON PACE TO LEAD THE TEAM IN RECEPTIONS FOR RECORD FOURTH STRAIGHT YEAR IN 2010

Wes Welker enters the Packers game with a team-leading 80 receptions and currently ranks third in the NFL. He needs to average seven catches in the last three games to join Marvin Harrison as the only other player with four straight 100 reception seasons. He can become the first Patriots' player ever to lead the team in receptions in four straight seasons.

### WELKER PILES UP YARDS

Wes Welker had a career-high in receiving yards with 1,348 in 2009. It is the third highest in team history. Welker has three of the top eight receiving seasons in team history with his three-straight (1,175 in 2007, 1,165 in 2008 and 1,348 in 2009).

### PATRIOTS SINGLE-SEASON RECEIVING YARD LEADERS

Player	Season	Yds	Rec.	TD
Randy Moss	2007	1493	98	23
Stanley Morgan	1986	1491	84	10
Wes Welker	2009	1348	123	4
Randy Moss	2009	1264	83	13
Troy Brown	2001	1199	101	5
Wes Welker	2007	1175	112	8
Ben Coates	1994	1174	96	7
Wes Welker	2008	1165	111	3

## WELKER RANKS FOURTH ON PATS RECEPTION LIST

Wes Welker added eight receptions at Chicago and now ranks fourth on New England's all-time reception list with 426 receptions. Troy Brown is the all-time leader with 557 receptions.

### WELKER'S ROUTE TO THE NFL

Despite being named the Oklahoma football player of the year by both *USA Today* and the *Daily Oklahoman*, Wes Welker's only scholarship offer came from Texas Tech, and only after a player that committed to Texas Tech backed out.

"I was thinking I'd get a scholarship somewhere," Welker said. "When it didn't happen, when it was supposed, to I was pretty hurt by it."

Welker had an impressive collegiate career, accumulating 259 receptions and eight punts returned for touchdowns. He even won a national award as the best special teams player in the country. Despite those accolades, he was passed over in the 2004 NFL draft and signed with San Diego as a free agent. He made the team, then was cut after the first game. He signed with Miami soon after and was used just on special teams. He caught New England's eye with a 71-yard punt return on Monday Night Football in a game against the Patriots. He was acquired by the Patriots in a trade with Miami in 2007.



# PATRIOTS NEWS & NOTES

## DEION BRANCH RETURNS TO THE PATRIOTS

Deion Branch was acquired by the Patriots in a trade with Seattle on Oct. 12, 2010. Originally a second-round pick of the Patriots in 2002, Branch was traded to Seattle in 2006 for a first round pick (Brandon Meriweather). Branch returns to a team that he helped win two Super Bowls. Branch was awarded the Pete Rozelle Trophy as the Most Valuable Player of Super Bowl XXXIX. His 11 receptions in the game tied the Super Bowl record, also achieved by Jerry Rice, Dan Ross and Wes Welker. On the day of Super Bowl XXXIX, Deion called a dozen of his former football coaches to thank them for the support that they gave him throughout his high school, junior college and college careers. Hours after talking to his coaches, he tied the Super Bowl record with 11 receptions and was named MVP of the game. Branch has turned in his biggest performances on the greatest stage in sports, leading all receivers in Super Bowls XXXVIII and XXXIX. He recorded a combined 21 receptions in the two games and owns two of the top seven receiving performances in Super Bowl history. His career reception total in the Super Bowl ranks third all-time, trailing only Jerry Rice (33) and Andre Reed (27).

## ROOKIE TIGHT ENDS ARE MAKING AN IMPACT

Rob Gronkowski leads all rookie tight ends with seven touchdown catches, while Aaron Hernandez ranks second with four. If Hernandez catches a touchdown this Sunday vs. Green Bay, he and Gronkowski would be the first pair of rookie tight end teammates with at least five TD receptions in the same season in NFL history.

## ROB GRONKOWSKI SETS PATS ROOKIE TE MARK

Gronkowski has 7 touchdowns to establish a record for most touchdown catches by a rookie tight end in Patriots history, besting Russ Francis (4 in 1975) and Don Hasselbeck (4 in 1977). Gronkowski became the first Patriots rookie to ever record three touchdowns in a game with a three-TD game at Pittsburgh (11/14). The Patriots record for most touchdown catches by a rookie is 9 WR John Colclough in 1960 and WR Randy Vataha in 1971.

He ranks third in NFL history for touchdowns by a rookie tight end. Only Mike Ditka (12) and Junior Miller (9) had more touchdowns as rookies.

### MOST TOUCHDOWNS BY A PATRIOTS ROOKIE TIGHT END

PLAYER	TD RECEPTIONS	YEAR
<b>Rob Gronkowski</b>	<b>7</b>	<b>2010</b>
<b>Aaron Hernandez</b>	<b>4</b>	<b>2010</b>
Don Hasselbeck	4	1977
Russ Francis	4	1975

### MOST TOUCHDOWNS BY AN NFL ROOKIE TIGHT END

PLAYER	TD RECEPTIONS	YEAR
Mike Ditka	12	1961
Junior Miller	9	1980
<b>Rob Gronkowski</b>	<b>7</b>	<b>2010</b>
John Mackey	7	1963
Raymond Chester	7	1970
Eric Green	7	1990

## AARON HERNANDEZ STARTS BIG

Hernandez's first NFL reception was a 45-yard catch in the first quarter of the season-opener vs. Cincinnati (9/12). It is the longest reception by a Patriots rookie on his first catch since WR Tony Simmons had a 47-yard reception in his debut on Oct. 15, 1998. Hernandez has 532 receiving yards on 41 receptions. The 41 receptions are most by a Patriots rookie tight end. His 532 yards are second to Russ Francis, who had 636 receiving yards in 1975.

### MOST RECEPTIONS BY A PATRIOTS ROOKIE TIGHT END

PLAYER	RECEPTIONS	YEAR
<b>Aaron Hernandez</b>	<b>41</b>	<b>2010</b>
Greg Baty	37	1986
Russ Francis	35	1975

### MOST RECEIVING YARDS BY A PATRIOTS ROOKIE TIGHT END

PLAYER	RECEPTIONS	YEAR
Russ Francis	636	1975
<b>Aaron Hernandez</b>	<b>532</b>	<b>2010</b>
Jim Whalen	381	1965

## CRUMPLER HIGH IN AVERAGE

Among active NFL tight ends, Patriots tight end Alge Crumpler ranks second in average yards per reception.



### HIGHEST AVERAGE YARDS PER RECEPTION AMONG ACTIVE TIGHT ENDS

Player	Rec.	Yds.	Avg.
Antonio Gates (SD)	529	7,005	13.2
<b>Alge Crumpler (ATL,TEN,NE)</b>	<b>370</b>	<b>4,726</b>	<b>12.8</b>
Zach Miller (OAK)	208	2,576	12.4
Vernon Davis (SF)	230	2,841	12.4
Benjamin Watson (NE,CLE)	218	2,684	12.3

## PATRIOTS CAPTAINS

Prior to the season the Patriots announced that QB Tom Brady and RB Kevin Faulk will serve as offensive captains and NT Vince Wilfork and LB Jerod Mayo will serve as defensive captains. During the Bye Week, veteran TE Alge Crumpler was added as a team captain. Said Crumpler on joining the list, "It was an honor. Coach announced it to the team on Wednesday. I just need to continue to do the things that I've set forth from the first day I stepped into this organization, that's help this team win. I've been through a lot of situations; I've been a captain before. I didn't expect this, but I embrace the opportunity to keep leading and keep helping this ball club win games."

## FRED TAYLOR AMONG NFL'S BEST

Fred Taylor ranks 15th in NFL history for most rushing yards with career totals of 2,523 carries for 11,663 yards and 66 rushing touchdowns in 151 games. He trails only New York's LaDainian Tomlinson (13,327) among active running backs in rushing yards. Taylor ranks among the NFL's all-time best in several categories.

Rushing yards per game (77.2)	13 <sup>th</sup>
Yards from scrimmage per game (93.0)	18 <sup>th</sup>
Rushes of 10-plus yards (332)	5 <sup>th</sup>
Rushes of 50-plus yards (13)	4 <sup>th</sup>
Yards from scrimmage (14,047)	25 <sup>th</sup>
Rushing touchdowns (66)	31 <sup>th</sup>

## TAYLOR HAS 49 CAREER 100-YD GAMES

Fred Taylor finished with 105 yards rushing on 21 carries in the win vs. Atlanta on Sept. 27, 2009, recording his 49th 100-yard rushing game and his first as a Patriot. Taylor's 49 100-yard games rank 9th in NFL history and first among active players.

### MOST 100-YARD RUSHING GAMES/CAREER

1. Emmitt Smith	78	6. Jim Brown	58
2. Walter Payton	77	7. Edgerrin James	57
3. Barry Sanders	76	8. Curtis Martin	57
4. Eric Dickerson	64	<b>9. Fred Taylor</b>	<b>49</b>
5. Jerome Bettis	61	10. Franco Harris	47
		LaDainian Tomlinson	47

## BENJARVUS GREEN-ELLIS HAS 11 RUSHING TOUCHDOWNS

BenJarvus Green-Ellis has scored 11 rushing touchdowns in 2010 and is the eighth player in team history to record double digit rushing touchdowns.

### Patriots with Double Digit Touchdowns

Player	Touchdowns	Year
Curtis Martin	14	1996
Curtis Martin	14	1995
Corey Dillon	13	2006
Corey Dillon	12	2005
Corey Dillon	12	2004
Antowain Smith	12	2001
Steve Grogan	12	1976
<b>BenJarvus Green-Ellis</b>	<b>11</b>	<b>2010</b>
Horace Ivory	11	1978
Jim Nance	11	1966
Tony Collins	10	1983



# PATRIOTS NEWS & NOTES

## PATRIOTS ON THE POINT

The Patriots are first in the NFL with 415 points in 2010 and are on pace to finish the season with 511 points, which would be second in team history to the NFL record 589 points scored in 2007.

### MOST POINTS SCORED IN A SEASON BY THE PATRIOTS

589 in 2007

441 in 1980

## PATRIOTS ON THE POINT PART 2

The Patriots are first in the NFL with an average of 31.9 points per game. That average would be the second best in team history.

### HIGHEST AVG. POINTS PER GAME BY THE PATRIOTS

36.8 in 2007

29.5 in 1961

## PATRIOTS SCORE TOUCHDOWNS

The Patriots have scored 52 total touchdowns. That number is tied for the second most in team history

### MOST TOUCHDOWNS IN A SEASON

75 in 2007

52 in 2010, 1961 and 1980

50 in 2009

49 in 2004 and 1979

## TOP OFFENSE

The Patriots offense is currently ranked 8<sup>th</sup> in the NFL. The Patriots offense entered the 2010 season with three straight seasons finishing in the top 10 on offense. Since the 1970 merger, the Patriots offense has finished in the top 10 15 times, including five times under head coach Bill Belichick.

### NFL'S BEST ROAD WARRIORS THIS DECADE

Since the start of the 2000 season, the Patriots have the third best road record at 56-31, behind only Indianapolis (58-29) and Philadelphia (56-30-1).

TEAM	RECORD	TEAM	RECORD
Indianapolis	58-29	Pittsburgh	52-35
Philadelphia	56-30-1	NY Giants	52-42
<b>New England</b>	<b>56-31</b>		

## PATRIOTS FORCE TURNOVERS

The Patriots lead the NFL with a +94 turnover margin since the 1997 season. The Patriots are first in the NFL with +18 in 2010.

### NFL TURNOVER MARGIN SINCE 1997

Rank	Team	Turnover Margin
1.	<b>New England</b>	<b>+94</b>
2.	Kansas City	+77
3.	Tampa Bay	+55

## PATRIOTS LOW IN TURNOVERS

The Patriots have just 9 turnovers in 2010 (5 interceptions and 4 fumbles) with three games remaining. The NFL record for fewest turnovers in a season is 12 by Kansas City in the strike-shortened 1982 season. The fewest turnovers in a 16-game season is 13 by the Giants and Dolphins in 2008.

## MAYO ON HIGH TACKLE PACE

LB Jerod Mayo has 162 total tackles in 2010. He had 139 tackles as a rookie in 2008 and 114 in 2009 and with his 162 tackles in 2010 he is the first Patriots player to have three consecutive 100-tackle seasons since Lawyer Milloy registered five straight 100-tackle seasons from 1997 through 2001. Mayo is on pace for a career-high 199 total tackles. That number will be the highest since LB Steve Nelson had 207 tackles in 1984. Mayo has nine games in 2010 with 10-plus tackles. He can become the third Patriots player ever to reach 200 total tackles.



### Patriots Single Season Tackle Leaders All-Time

Year	Player	Tackles
1983	LB Clayton Weishuhn	229
1984	LB Steve Nelson	207
1980	LB Steve Nelson	186

## MCCOURTY HAS SIX INTERCEPTIONS

Rookie CB Devin McCourty improved to six interceptions on the season. The six interceptions by a Patriots rookie are second to the eight by Mike Haynes in 1976. He is first in the AFC and tied for second in the NFL with the six interceptions.

### Most Interceptions by a Patriots Rookie

Player	Interceptions	Year
Mike Haynes	8	1976
<b>Devin McCourty</b>	<b>6</b>	<b>2010</b>

## GRAHAM FOURTH BEST EVER IN FIELD GOAL PCT.

Shayne Graham's 85.7 field goal percentage is fourth-best among NFL kickers all-time.

Player	Years	FGM	FGA	Pct.
Mike Vanderjagt	1998-06	230	266	86.5
Nate Kaeding	2004-10	165	191	86.4
Rob Bironas	2005-10	157	183	85.8
<b>Shayne Graham</b>	<b>2001-10</b>	<b>204</b>	<b>238</b>	<b>85.7</b>
Robbie Gould	2005-10	153	179	85.5
<b>Stephen Gostkowski</b>	<b>2006-10</b>	<b>113</b>	<b>134</b>	<b>84.3</b>
Matt Stover	1991-2009	471	563	83.7

## PRO BOWL BALLOTING BEGINS

NFL Pro Bowl balloting has begun and runs from through Dec. 20. Fans may vote for their favorite NFL players to represent the AFC and NFC in the 2011 Pro Bowl on Sunday, Jan. 30 from Aloha Stadium in Honolulu, Hawaii. Fans may vote online or on Web-enabled mobile phones by going to [nfl.com/probowl](http://nfl.com/probowl).



The AFC and NFC All-Star squads are determined by the consensus votes of fans, players and coaches.

## PRO BOWL -PATRIOTS PLAYER RANKINGS

The New England Patriots have 10 players in the top five in Pro Bowl votes in their respective positions.

QB Tom Brady .....	(2 <sup>nd</sup> in AFC Voting - 623,074)
WR Wes Welker .....	(5 <sup>th</sup> in AFC Voting - 184,260)
C Dan Koppen .....	(5 <sup>th</sup> in AFC Voting - 79,640)
DT Vince Wilfork .....	(3 <sup>rd</sup> in AFC Voting - 158,477)
LB Jerod Mayo .....	(4 <sup>th</sup> in AFC Voting - 89,639)
S Brandon Meriweather .....	(2 <sup>nd</sup> in AFC Voting - 78,081)
S Patrick Chung .....	(3 <sup>rd</sup> in AFC Voting - 61,707)
P Zoltan Mesko .....	(4 <sup>th</sup> in AFC Voting - 48,337)
KR Brandon Tate .....	(2 <sup>nd</sup> in AFC Voting - 77,756)
SPT Matthew Slater .....	(4 <sup>th</sup> in voting - 50,884)

## SERIES SUCCESS

The Patriots extended their win streak to 14 games over Buffalo with a 38-30 win on Sept. 26, 2010. The 14-game win streak over a single opponent is tied for the third longest streak in NFL history.

### PATRIOTS LONGEST SERIES WINNING STREAKS

Win Strk	Date Opponent	Date Begun	Date Ended
<b>14</b>	<b>Buffalo Bills</b>	<b>12/27/03</b>	<b>Active</b>
11	Buffalo Bills	01/02/83	12/20/87
10	San Diego Chargers	12/02/73	10/14/01
7	New York Jets	09/21/03	11/12/06
7	Indianapolis Colts	10/20/96	12/12/99

### LONGEST CURRENT NFL SERIES WINNING STREAKS

Team	Opponent	Win Streak	Last Loss
<b>New England</b>	<b>Buffalo</b>	<b>14</b>	<b>09/07/03</b>
Buffalo	Cincinnati	10	01/08/89
Denver	Cleveland	9	10/08/90

### LONGEST NFL SERIES WINNING STREAKS

Team	Opponent	Win Streak
Miami	Buffalo	20 (1970-79)
San Francisco	Rams	17 (1990-98)
<b>New England</b>	<b>Buffalo</b>	<b>14 (2003-current)</b>
Miami	Colts	14 (1980-87)
San Diego	Oakland	13 (2003-10)
Dallas	Cardinals	13 (1990-96)



# PATRIOTS NEWS & NOTES

## THE GREATEST SHOW IN SNOW

The Patriots are 11-0 all-time in games in Foxborough when snow has fallen during the game. Three of the Patriots' home playoff games have involved frozen precipitation, with all three contests ending in memorable victories. Below is a list of all of the Patriots' snow games in Foxborough since they moved from Boston in 1971.

### SNOW GAMES IN FOXBOROUGH (11-0)

Date	Opp.	Temp	Weather	W/L	Score
10/18/09	TEN	39	Mixed Rain, Snow	W	59-0
12/21/08	ARZ	30	Snow	W	47-7
12/04/05	NYJ	26	Light Snow	W	16-3
01/16/05	IND*	25	Snow	W	20-3
01/18/04	IND*	32	Light Snow	W	24-14
12/14/03	JAX	25	Snow in 2nd Half	W	27-13
12/07/03	MIA	28	Cold, Snow, Wind	W	12-0
01/19/02	OAK*	25	Snow, 3-5 inches	W	16-13 ot
12/04/83	NO	35	Cold, Snowing	W	7-0
12/12/82	MIA	22	Wind, Snow	W	3-0
12/10/78	BUF	28	Snow, Some Sun	W	26-24

\*-Playoffs

### BILL BELICHICK ERA SNOW GAMES (11-0)

Date	Opp.	Temp	Weather	W/L	Score
12/12/10	at CHI	26	Snow	W	36-7
10/18/09	TEN	39	Mixed Rain, Snow	W	59-0
12/21/08	ARZ	30	Snow	W	47-7
12/10/05	at BUF	30	Light Snow	W	35-7
12/04/05	NYJ	26	Light Snow	W	16-3
01/16/05	IND*	25	Snow	W	20-3
01/18/04	IND*	32	Light Snow	W	24-14
12/14/03	JAX	25	Snow in 2nd Half	W	27-13
12/07/03	MIA	28	Cold, Snow, Wind	W	12-0
01/19/02	OAK*	25	Snow, 3-5 inches	W	16-13 ot
12/17/00	at BUF	35	Snow Showers	W	13-10 ot

\*-Playoffs

## BRANDON TATE HAS TWO KICKOFFS RETURNED FOR TOUCHDOWNS IN 2010

Brandon Tate has blossomed into a dual threat in both the return game and the receiving game. He has returned two kickoffs for touchdowns to provide the Patriots a spark on special teams, after returning the second half kickoff vs. Cincinnati 97 yards for a touchdown and the second half kickoff at Miami 103 yards for a touchdown. He is the first Patriots player to return two kicks for a touchdown in a season since Kevin Faulk returned two for a touchdown in 2002. The Patriots record for most kickoff returns for a touchdown in a season is three by Raymond Clayborn in 1977. His prowess for returns carries over from his collegiate days where he holds numerous NCAA and ACC career records including the NCAA career record for combined kick and punt return yards with 3,523. A native of North Carolina, Tate was a four-year return man for the Tar Heels. Tate suffered a knee injury against Notre Dame as a senior and missed the final seven games of the season. Tate joined the Patriots in the third round of the 2009 draft, but his rookie year was derailed by injury as he was placed on injured reserve on Nov. 14 after seeing action in only two games.

## WOODHEAD GOES FROM DIVISION II TO THE NFL

Danny Woodhead was a standout at Division II Chadron State in Nebraska. He averaged 178.9 yards per game and totaled 101 rushing touchdowns during his collegiate career. Woodhead's outstanding junior and senior seasons earned him two Harlon Hill Trophies, the Division II equivalent to the Heisman Trophy. He is one of just three players to ever win two or more Harlon Hill Trophies, joining Texas A&M University-Kingsville running back Johnny Bailey, who won it three times (1987-89) before playing six seasons in the NFL for the Bears, Cardinals, and Rams. Valdosta State University's Dusty Bonner was the only other player to win the Harlon Hill Trophy multiple times (2000 and 2001). Cincinnati Bengals running back Bernard Scott (2008—Abilene Christian) joins Woodhead as active NFL running backs who have won the award.

## WILFORK WEARS HIS HEART ON HIS NECK

Vince Wilfork wears No. 75 over his shoulder pads. Underneath hangs a gold chain locket for those who were number one in his heart: his parents. In 2002, parents David and Barbara Wilfork both passed away within five months of each other, leaving the then University of Miami star without his greatest support system. Wilfork, who lost his father to diabetes, has raised hundreds of thousands of dollars for diabetes-related causes. His annual draft day fundraiser, a bowling event he has held for seven years, is one of the signature fundraising events held by a pro athlete in New England. For his charity work, Wilfork was awarded the 2010 New England Patriots Ron Burton Community Service Award. While he will always cherish his National Championship and Super Bowl rings, his constant reminder lies closest to his heart, a picture of his late parents at their high school prom. "I carry them with me wherever I go", Wilfork said of his parents' keepsake. "My parents pushed me to be the best I could be. The things I do and my wife does, we do out of the kindness of our heart, and we do it for the community. I never look for anything in return. My teammates are my second family. My kids, my wife, the New England Patriots – that's all I have."

## ZOLTAN MESKO: COMING TO AMERICA

Rookie P Zoltan Mesko was born in Timisoara, Romania, on the Romania-Hungary border. On Many occasions in 1989, during the communist revolutions, his family was forced to take cover by diving on the floor to avoid gun shots from the armies. Even after the fall of the Berlin Wall, his family lived in poverty. His family was finally able to escape Romania when his father won a United States Permanent Resident Card (green card) in the Diversity Immigrant Visa Lottery in 1997 when Mesko was 11.

## MESKO DISCOVERS FOOTBALL

An avid soccer player from his days in Romania, Mesko had a strong leg. It was only when he came to America that he discovered his leg could take him places. In eighth grade, Mesko was playing kickball in the gym when he kicked the ball so high that he broke a light fixture. He was given a choice: pay for the light fixture or play football. With his family still struggling with money and football being a more popular sport than soccer at his school, the choice was an obvious one—Mesko decided to play football. His leg would land him numerous Division I Scholarships and admission offers from Ivy League schools. From these, Mesko chose to play football at Michigan.

## DOUBLE TROUBLE: CB DEVIN MCCOURTY

After being selected by the Patriots in the first round of the 2010 NFL Draft, CB Devin McCourty became part of a select group in league history. McCourty's identical twin brother, Jason, is a cornerback with Tennessee, selected in the sixth round of the 2009 NFL Draft. The two are the 11<sup>th</sup> set of twins to play in the NFL. Devin and Jason were cornerbacks in the Rutgers secondary from 2005-08. Devin redshirted for the 2005 season and therefore was a year behind his brother in eligibility. McCourty is the second twin to suit up for the Patriots, after CB Kato Serwanga was a member of the team from 1998-2000. His twin brother Wasswa played for San Francisco and Minnesota from 1999-2001. According to McCourty's mother, the two can only be told apart by tiny scars on their faces left by chickenpox.

## ALL IN THE FAMILY: TE ROB GRONKOWSKI

Rookie TE Rob Gronkowski grew up playing football against his brothers in the backyard. Now, he has a chance to play against them in the NFL. Dan Gronkowski, the oldest of the bunch, is currently in his second season as a TE for the Denver Broncos, while 23-year old Chris is currently a rookie with the Dallas Cowboys as a fullback. The Gronkowskis are among 22 different sets of brothers currently in the NFL, yet they are the only family that can claim to have three siblings in the league. According to the Pro Football Hall of Fame, the Gronkowski brothers join nine other families to have at least three brothers playing at the same time.



# PATRIOTS News & Notes

## ALL IN THE FAMILY (continued)

Family	Brothers	Yr. in NFL at Same Time
<b>Gronkowski</b>	<b>Rob, Dan, Chris</b>	<b>2010</b>
Baldinger	Brian, Gary, Rich	1986-88, 90-92
Browner	Joey, Keith, Ross	1984-87
Olsen	Merlin, Phil, Orrin	1976
Saul	Rich, Bill, Ron	1970
Richardson	Gloster, Tom, Willie	1969
Rooney	Bill, Cobb, Joe	1924-27
Kinderdine	Hobby, Shine, Walt	1924
Nesser	Al, Frank, Fred, John, Phil, Ted	1921

## READ BETWEEN THE LINES

The Patriots teamed up with Ahern Middle School in Foxborough on June 9 to introduce "Read Between the Lines," a new program featuring Patriots offensive and defensive linemen to promote the school's "Summer Reading Blitz." Every student in attendance received a "Read Between the Lines" playbook and was encouraged to set their personal reading goals of at least two books this past summer. If the 923 students collectively read more than 2010 books over the summer, a Patriots lineman promised to return for another assembly to reward the students. On Sept. 28, Stephen Neal returned to the school to reward the students who accomplished their summer reading goals. One student received a "game ball" for her efforts after reading 70 books.



## LIKE FATHER LIKE SON

WR Matthew Slater spent his college days at UCLA. The third-year promising young talent was born in 1985, when another Slater in The City of Angels was named to his second of seven Pro Bowls. Matthew's father, Jackie Slater, a Hall of Fame offensive tackle, spent his entire career with the Rams organization in LA. Matthew Slater, drafted in 2008, is one of six sons of Hall of Fame members to be drafted in NFL history.

## HALL OF FAME FATHERS WITH SONS DRAFTED IN THE NFL

Jackie Slater (class of 2001) – son, Matthew Slater (NE)  
 Howie Long (class of 2000) – son, Chris Long (STL)  
 Bobby Bell (class of 1983) – son, Bobby Bell (NYJ)  
 Tony Dorsett (class of 1994) – son, Anthony Dorsett (HOU)  
 Bob Griese (class of 1990) – son, Brian Griese (DEN)  
 Kellen Winslow (class of 1995) – son, Kellen Winslow (CLE)

## GREETINGS FROM KAARST, GERMANY: SEBASTIAN VOLLMER MAKES HIS MARK

A native of Kaarst, Germany, Vollmer did not begin playing football until the age of 14 when he started playing for the Dusseldorf club team. Vollmer helped lead his German prep school team to two national football championships. His early football success landed him an appearance in the 2004 Global Junior Championships in San Diego, which led him to a scholarship at Houston. He spoke almost no English when he signed with Houston, but he became fluent in the language as he developed from a 250-pound tight end into a 315-pound lineman who started his final 25 games at tackle for the Cougars. Vollmer's collegiate career created interest from the NFL where the Patriots drafted him in the second round of the 2009 draft. Earned the nickname, Seabass, during his playing days at Houston. The nickname has carried over to the NFL.

## EDELMAN GOES FROM STANDOUT QB TO WR

Julian Edelman began his college football career with a year at the College of San Mateo (Ca.) before transferring to Kent State where as a senior he completed 56% of his passes (153 of 275 passes for 1,820 yards) with 13 touchdowns. He was also the leading rusher, gaining 1,551 yards on 215 attempts (an average of 7.5 yards per carry) and scoring 13 touchdowns. His offensive numbers broke Kent State's single-season record for total offense set by Joshua Cribbs in 2003.

## PATRICK CHUNG'S JOURNEY TO THE NFL

Long before S Patrick Chung picked up flag football as a teen, his mother, Jamaican recording artist Sophia George, had preached about being a tough man in a song. Her hit single, "Girlie Girlie" – a traditional reggae song about poking fun at a boy who was not man enough – topped the charts in 1985. Chung is aware that among his talents he was born with, speed and agility, singing is not one of them. Chung, who possesses a great sense of pride in his unique heritage – his mother is Jamaican and his father is half Jamaican and half Chinese, was born in Jamaica and moved to California at age 12 where he started to play football as a freshman in high school. Chung went on to star at Oregon, where he holds the distinction of starting more games than any other defensive player in school history with 51 starts. He originally entered the draft as junior but ultimately decided to return for his senior season. Pinned to the back of his locker is a reminder of the support he has gotten to this stage, a Jamaican flag that indicates his family's importance to him.

## BENJARVUS GREEN-ELLIS – THE LAW FIRM

BenJarvus Green-Ellis, who earned the nickname the Law Firm from his Patriots teammates because of his multi-part name, was signed by the Patriots as an undrafted free agent in 2008 out of the University of Mississippi. As a rookie, he recorded touchdowns in four straight games after being called up from the practice squad in October. His knack for finding the end zone has continued this season as he has reached the end zone a career-high 11 times, including his first two-touchdown performance vs. Minnesota (10/31). Green-Ellis also had a 112-yard rushing performance against the Vikings with 62 yards on the Patriots' final fourth quarter touchdown drive that extended a 3-point lead to a 10-point cushion in a 28-18 victory.

## PATRIOTS HAVE TOP TELEVISION RATINGS

The Patriots are on a record-setting pace for household ratings through 13 games in their designated market area with a 34.0 HH rating. This season, the Patriots have also been part of two record-setting NFL broadcasts. New England's 23-20 overtime victory over Baltimore on Sunday, Oct. 17 helped CBS set the mark for the highest rating for its single game window since it acquired the current AFC package in 2008. The Patriots-Jets game on Sunday, Sept. 19 was the most watched September CBS game ever.

## PATRIOTS 2010 RATINGS IN BOSTON TV MARKET

Date	Opp.	Net.	Boston TV	HH Rat.	HH Share
9/12	CIN	CBS	WBZ	28.70	59
9/19	NYJ	CBS	WBZ	34.96	61
9/26	BUF	CBS	WBZ	29.30	62
10/04	MIA	ESPN	WCVB	30.70	48
10/17	BAL	CBS	WBZ	29.84	61
10/24	SD	CBS	WBZ	35.10	58
10/31	MIN	FOX	WFXT	36.13	64
11/07	CLE	CBS	WBZ	30.73	60
11/14	PIT	NBC	WHDH	36.39	55
11/21	IND	CBS	WBZ	42.04	67
11/25	DET	CBS	WBZ	25.24	69
12/06	NYJ	ESPN	WCVB	42.20	62
12/12	CHI	CBS	WBZ	41.29	63
			<b>Avg.</b>	<b>34.0</b>	<b>60.7</b>

## PATRIOTS CALL ON VETERAN K SHAYNE GRAHAM

Many kickers have quite a journey before landing a roster position on an NFL team. Such has been the case during kicker Shayne Graham's road to a 10-year NFL career. He originally signed with New Orleans as a rookie free agent in 2000 and went to camp with Seattle in 2001 before finally securing a roster spot with Buffalo later that season. He then spent time with Carolina before a seven-year stint with Cincinnati. Graham went to camp with Baltimore in 2010 and had a week stint on the Giants roster. He spent time in between jobs practicing at the Virginia Tech campus with two pieces of packed luggage in his car at all times as he waited for a call for a team in need.



# THE TEAM OF THE DECADE

When Robert Kraft purchased the New England Patriots in 1994, few would have thought that just 16 years later the franchise would be the undisputed team of the decade in the first decade of the new millennium. Kraft brought a winning vision to the organization and dedicated his resources to building a consistent winner. On Jan. 27, 2000, Kraft hired Bill Belichick to coach the team, and three months later the team drafted then-unheralded quarterback Tom Brady, putting the final pieces in place for the Patriots to become the most successful NFL team of the 2000s.

## THE PATRIOTS' UNMATCHED NFL SUCCESS FROM 2000-2009

### Super Bowl Titles

New England .....	3
Pittsburgh.....	2
Baltimore.....	1
Indianapolis.....	1
New Orleans.....	1
N.Y. Giants .....	1
Tampa Bay .....	1

### Conference Titles

New England .....	4
Indianapolis.....	2
N.Y. Giants .....	2
Pittsburgh.....	2
10 Teams .....	1

### Division Titles

New England .....	7
Indianapolis.....	6
Philadelphia.....	5
Pittsburgh.....	5
San Diego.....	5

**Note:** The Patriots also finished tied for the division lead twice during the 2000s but lost the division title on tiebreakers in 2002 and 2008.

### Playoff Wins

New England .....	14
Philadelphia.....	10
Pittsburgh.....	10
Indianapolis.....	9
Baltimore.....	8

### Playoff Winning Percentage

Team	W	L	Pct.
New England	14	4	.777
New Orleans	5	2	.714
Pittsburgh	10	4	.714
Arizona	4	2	.667
Carolina	5	3	.625
Baltimore	8	5	.615

### Playoff Games Played

New England .....	18
Philadelphia.....	18
Indianapolis.....	17
Pittsburgh.....	14
Baltimore.....	13
N.Y. Giants .....	11

### Overall Wins

(Includes Regular Season and Playoffs)

New England .....	126
Indianapolis.....	124
Pittsburgh.....	113
Philadelphia.....	113
Baltimore.....	100

### Overall Winning Percentage

(Includes Regular Season and Playoffs)

Team	W	L	T	Pct.
New England	126	52	0	.708
Indianapolis	124	53	0	.701
Pittsburgh	113	60	1	.652
Philadelphia	113	64	1	.638
Green Bay	98	71	0	.580

### Most Victories in a Season (Inc. Playoffs), 2000-09

Team	Year	W
New England	2007	18
New England	2003	17
New England	2004	17
Baltimore	2000	16
St. Louis	2001	16
Pittsburgh	2004	16
Indianapolis	2006	16
Indianapolis	2009	16
New Orleans	2009	16

### Most Victories in a Single Regular Season, 2000-09

Team	Year	W
New England	2007	16
Pittsburgh	2004	15
New England	2003	14
New England	2004	14
Indianapolis	2005	14
Indianapolis	2009	14
St. Louis	2001	14

### Playoff Games Hosted

New England .....	9
Philadelphia.....	9
Pittsburgh.....	8
Indianapolis.....	8

### Major Sports League Titles, 2000-09

Los Angeles Lakers	NBA	4
New England Patriots	NFL	3
San Antonio Spurs	NBA	3
Boston Red Sox	MLB	2
Detroit Red Wings	NHL	2
Houston Dynamo	MLS	2
Los Angeles Galaxy	MLS	2
New Jersey Devils	NHL	2
New York Yankees	MLB	2
Pittsburgh Steelers	NFL	2
San Jose Earthquakes	MLS	2

### Major Sports Conference Titles, 2000-09


Los Angeles Lakers	NBA	6
New England Patriots	NFL	4
New England Revolution	MLS	4
Los Angeles Galaxy	MLS	4
New York Yankees	MLB	4
Detroit Red Wings	NHL	3
New Jersey Devils	NHL	3
San Antonio Spurs	NBA	3

### Seasons of NFL Playoff Advancement

Philadelphia .....	7
New England .....	6
Pittsburgh.....	5
Baltimore.....	4
Indianapolis.....	4
Green Bay .....	3
Oakland.....	3
Seattle .....	3
New Orleans .....	3



# PATRIOTS HOME DOMINANCE



Since the Patriots moved to Gillette Stadium in 2002, they have celebrated more regular season and postseason wins than any other team in the NFL. The Patriots have the highest point differential at home in that time and are among the top three offensive and defensive leaders at home. The Patriots home dominance is especially strong against NFC teams.

## REGULAR SEASON HOME RECORD SINCE 2002

Rank	Team	W	L	T	Pct.
1	<b>New England</b>	<b>58</b>	<b>12</b>	<b>0</b>	<b>0.829</b>
2	Indianapolis	55	15	0	0.786
3	Baltimore	51	19	0	0.729
4	Pittsburgh	50	19	1	0.721
5	San Diego	49	22	0	0.690

## HOME PLAYOFF RECORD SINCE 2002 (MIN. 5 GAMES)

Rank	Team	W	L	Pct
1	<b>New England</b>	<b>7</b>	<b>1</b>	<b>0.875</b>
2	Seattle	4	1	0.800
3	Philadelphia	5	2	0.714
4	Indianapolis	6	3	0.667
5	Pittsburgh	4	2	0.667

## HOME RECORD SINCE 2002 (INCLUDING PLAYOFFS)

Rank	Team	W	L	T	Pct.
1	<b>New England</b>	<b>65</b>	<b>13</b>	<b>0</b>	<b>0.833</b>
2	Indianapolis	61	18	0	0.772
3	Pittsburgh	54	21	1	0.717
4	Baltimore	51	21	0	0.708
5	Philadelphia	52	25	0	0.675

## HOME RECORD VS. NFC SINCE 2002

Rank	Team	W	L	T	Pct.
1	<b>New England</b>	<b>16</b>	<b>1</b>	<b>0</b>	<b>0.941</b>
2	Pittsburgh	14	2	1	0.853
3	Jacksonville	14	3	0	0.824
4	Baltimore	14	3	0	0.824
5	Indianapolis	14	4	0	0.778

## HOME RECORD VS DIVISIONAL OPPONENTS SINCE 2002

Rank	Team	W	L	T	Pct.
1	Indianapolis	21	4	0	0.840
2	<b>New England</b>	<b>21</b>	<b>5</b>	<b>0</b>	<b>0.808</b>
3	Minnesota	20	6	0	0.769
4	San Diego	20	7	0	0.731
5	Pittsburgh	20	7	0	0.731

## POINT DIFFERENTIAL AT HOME SINCE 2002

Rank	Team	Point Differential
1	<b>New England</b>	<b>699</b>
2	Indianapolis	602
3	Baltimore	584
4	San Diego	547
5	Pittsburgh	494

## POINTS ALLOWED PER GAME AT HOME SINCE 2002

Rank	Team	Points Allowed
1	Baltimore	15.7
2	<b>New England</b>	<b>16.3</b>
3	Pittsburgh	17.9
4	New York Jets	18.2
5	Jacksonville	18.3

## Home Record in December Since 2002

Rank	Team	W	L	T	Pct.
1	<b>New England</b>	<b>17</b>	<b>1</b>	<b>0</b>	<b>0.944</b>
2	Green Bay	15	4	0	0.789
3	Pittsburgh	15	5	0	0.750
4	Denver	11	4	0	0.733
5	Indianapolis	16	6	0	0.727

# PATRIOTS PLAYER NOTES

## OFFENSE

### WR Wes Welker (TR-MIA, '07)

Seventh-year veteran leads the Patriots with 80 receptions and is tied for the team lead with seven touchdown catches...In 2004, Welker became the first player in NFL history to return a punt, return a kick, kick a field goal, kick an extra point and kickoff in the same game- against the Patriots.

#### Welker vs. Green Bay

G	Rec	Yds	Avg	LG	TD
1	6	38	6.3	11	1

#### Kick Returns

No	Yds	Avg	LG	TD
4	77	19.3	33	0

#### Punt Returns

No	FC	Yds	Avg	Lg	TD
3	1	23	7.7	9	0

### LT Matt Light (D2, '01)

One of four remaining players from the Patriots first Super Bowl win (Tom Brady, Kevin Faulk and Stephen Neal)...In 2009, Light started every game as part of a Patriots offensive line that allowed just 18 sacks, the fewest for the franchise in 30 years.

*This is Light's 3<sup>rd</sup> game vs. Green Bay*



### LG Logan Mankins (D2, '05)

Sixth-year mainstay at guard earned Pro Bowl honors in 2007 and '09, becoming the only Patriots guard along with John Hannah to make the Pro Bowl since the 1970 AFL-NFL Merger.

*This is Mankins' 2<sup>nd</sup> game vs. Green Bay*

### C Dan Koppen (D5, '03)

Koppen has started 116 of 117 games for the Patriots over eight seasons with the club...Earned first career Pro-Bowl selection in 2007, becoming the third center in Patriots history to garner All-Star status.

*This is Koppen's 2<sup>nd</sup> game vs. Detroit*

### RG Dan Connolly (FA, '07)

Joined the Patriots as a practice squad player in 2007 and joined the active roster in late 2008...has started 12 games this year, the first seven at left guard before Mankins returned to the team, and the last five games at right guard after Stephen Neal was placed on IR.

*This is Connolly's 1<sup>st</sup> game vs. Green Bay*

### RT Sebastian Vollmer (D2, '09)

Vollmer, or "Sea Bass" as his teammates call him, is a native of Kaarst, Germany, and did not begin playing football until he was 14 ...Has played in 27 of a possible 29 games, including 21 starts in his career thus far.

*This is Vollmer's 1<sup>st</sup> game vs. Green Bay*

### TE Alge Crumpler (FA, '10)

This four-time Pro-Bowler ranks second among all active NFL tight ends in average yards per reception with a 12.8 average...Joined the Patriots as a veteran of nine NFL seasons – seven with Atlanta (2001-07) and two in Tennessee (2008-09).

#### Crumpler vs. Green Bay

G	Rec	Yds	Avg	LG	TD
4	9	64	7.1	13	1

### WR Deion Branch (TR-SEA, '10)

The Super Bowl XXXIX Most Valuable Player returned to New England this year after four seasons in Seattle...Recently set a regular season personal best with 151 receiving yards in New England's 36-7 win at Chicago (12/12).



#### Branch vs. Green Bay

G	Rec	Yds	Avg	LG	TD
3	14	129	9.2	18	0

### QB Tom Brady (D6, '00)

Tom Brady has quarterbacked the Patriots to victory in 108 of his 140 career regular-season starts, compiling a .771 winning percentage and giving him the best record of any quarterback in the Super Bowl era...Brady won his 100<sup>th</sup> game as a starter earlier this season in the fewest number of starts (131) among quarterbacks in the Super Bowl era.

#### Brady vs. Green Bay

G	Att	Com	Yds	Pct.	TD	INT	LG
2	75	45	427	.587	5	3	54t

### RB BenJarvus Green-Ellis (FA, '08)

Has rushed for a team-high 786 yards, leads the team with 11 touchdowns through 13 games this season and needs to average 71.3 rushing yards over the final three games to reach 1,000 for the first time in his career...Holds the Patriots only 100-yard rushing performance this year when he gained 112 yards on 17 carries against the Vikings on Oct. 31.

*This is Green-Ellis's 1<sup>st</sup> game vs. Green Bay*

### TE Rob Gronkowski (D2a, '10)

Gronkowski became the first Patriots rookie tight end to catch three touchdown passes in a game, when he caught three scores at Pittsburgh (11/14)...Currently tied for the club lead with seven touchdown receptions.

*This is Gronkowski's 1<sup>st</sup> game vs. Detroit*

# PATRIOTS PLAYER NOTES

## DEFENSE

### DL Ron Brace (D2, '09)

Worcester, Mass. native has played in 12 games this season, making five starts...Registered a career-high seven tackles at Cleveland on Nov. 7.

*This is Brace's 1<sup>st</sup> game vs. Green Bay*

### NT Vince Wilfork (D1, '04)

Seventh-year veteran and two-time Pro Bowler is fourth on the team with 67 tackles...Registered a season high 10 stops Week 6 vs. Baltimore (10/17).



#### **Wilfork vs. Green Bay**

<u>G</u>	<u>Tot</u>	<u>Sol</u>	<u>Ast</u>	<u>Sk/Yds</u>	<u>Int/Yds</u>	<u>PD</u>	<u>FF</u>	<u>FR</u>
1	2	2	0	0/0	0/0	0	0	0

### DL Gerard Warren (FA, '10)

10<sup>th</sup>-year veteran joined the Patriots having started 15 or more games in seven of his first nine seasons...Currently third on the team with 3.5 sacks this year.

#### **Warren vs. Green Bay**

<u>G</u>	<u>Tot</u>	<u>Sol</u>	<u>Ast</u>	<u>Sk/Yds</u>	<u>Int/Yds</u>	<u>PD</u>	<u>FF</u>	<u>FR</u>
2	5	3	2	0/0	0/0	0	0	0

### OLB Jermaine Cunningham (D2, '10)

Rookie outside linebacker has started 11 consecutive games, registering 35 tackles ...Made a career-high seven stops and picked up his first career sack against Baltimore (10/17).

*This is Cunningham's 1<sup>st</sup> game vs. Green Bay*

### ILB Jerod Mayo (D1, '08)

Mayo became the second Patriots player to win the Associated Press Defensive Rookie of the Year Award, joining Mike Haynes (1976)...Has led the Patriots in total tackles in each of his first two seasons with and is on pace to lead the club in stops again, tallying a team-high 162 stops through 13 games.

*This is Mayo's 1<sup>st</sup> game vs. Green Bay*



### ILB Gary Guyton (FA, '08)

Third-year undrafted linebacker out of Georgia Tech has two defensive returns for touchdowns this season – a 59-yard interception return for touchdown in the season opening win against Cincinnati and a 35-yard fumble return for a score in a victory at Chicago.

*This is Guyton's 1<sup>st</sup> game vs. Green Bay*

### OLB Rob Ninkovich (FA, '09)

Fifth-year veteran has made nine starts through the first 13 games this year and made his first two career picks in the Patriots 41-14 win over the Dolphins in Miami (10/4)...Ranks third among linebackers on the team with 44 tackles.

*This is Ninkovich's 2<sup>nd</sup> game vs. Green Bay*

### CB Kyle Arrington (FA, '09)

Second-year defensive back out of Hofstra signed to the New England 53-man roster and made an immediate impact by finishing second on the team with 17 special teams tackles even though he only played in eight games...Has stated 11 consecutive games at defensive back and is seventh on the team with 55 tackles.

*This is Arrington's 1<sup>st</sup> game vs. Green Bay*

### CB Devin McCourty (D1, '10)

Rookie first-round selection out of Rutgers leads all NFL rookies with and is tied for second in the league with six interceptions...McCourty, who has intercepted all six passes in his last eight games, also leads the club with 14 passes defended.

*This is McCourty's 1<sup>st</sup> game vs. Green Bay*



### S Brandon Meriweather (D1, '07)

Third-year veteran ranks sixth on the Patriots with 56 tackles...Leads all current Patriots with 12 career interceptions and is tied for second on the team with three picks.

*This is Meriweather's 1<sup>st</sup> game vs. Green Bay*

### S Patrick Chung (D1, '09)

Second-year defensive back is second on the team with 75 tackles despite missing two games...Had a career night in Miami (10/4) when he blocked a punt and a field goal, and return an interception for a touchdown en route to a Patriots 41-14 win.

*This is Chung's 1<sup>st</sup> game vs. Green Bay*

### S James Sanders (D4, '05)

Fifth-year defensive back has already registered a career-high three interceptions this season, including a touchdown in New England's 39-26 win over Pittsburgh (11/14)...Only Patriot defender with an interception, forced fumble and a fumble recovery this season.

*This is Sanders' 2<sup>nd</sup> game vs. Green Bay*



# PATRIOTS FOOTBALL NETWORK

The **Patriots Football Network** (PFN) is the full portfolio of media offerings from the three-time Super Bowl Champion New England Patriots. PFN provides Patriots content produced both in-house and with media partners spanning print, television, radio and the Internet.

## PATRIOTS ALL ACCESS

**T** Emmy-Award winning Patriots All Access airs weekly throughout the season on WBZ, Channel 4 in Boston and regional affiliates. Patriots All Access features exclusive, behind-the-scenes access and in-depth weekly features on Patriots players and personnel. Hosted by WBZ's Steve Burton, the show features weekly sit-downs with Coach Bill Belichick, including the popular "Belestrator" segment where the coach breaks down upcoming opponents. Fridays at 7:00 p.m. and Sundays at 9:00 a.m. on **TV 38 in Boston; WNAC-TV in Providence**; Saturdays at 12:05 a.m. on **WMUR-TV in Manchester, N.H.** Saturdays at 5:00 a.m. on **WMTW-TV in Portland, Maine**; Saturdays at 5:00 p.m. on **WCTX-TV in Hartford, Conn.** Saturdays at 7:00 p.m. on **WFXQ-TV in Springfield, Mass.**; Sundays at 11:00 a.m. on **WVII-TV in Bangor, Maine**



## TOTALLY PATRIOTS



**T**otally Patriots is a unique, one of a kind Patriots show aimed for the next generation of Patriots fans. This weekly, youth oriented football show allows school aged fans unprecedented access to their favorite players, enabling them to ask questions in a relaxed, informal setting.

### PATRIOTS TODAY AND PATRIOTS THIS WEEK

**PATRIOTS TODAY:** Available daily at Patriots.com and on Verizon Fios on Demand, as well as on Verizon wireless' VCAST.

**PATRIOTS THIS WEEK:** Saturdays 9:30 p.m. on Comcast Sports Net.

*Patriots Today* gives fans a daily, in-depth look at the club that is unmatched by any other outlet. The show is hosted by Lyndsay Petruncy with daily reports from Brian Lowe and twice-weekly analysis from PFW's Paul Perillo. This daily Webcast is dedicated exclusively to the Patriots and provides daily features, reports and commentary that will satisfy every fan's daily Patriots fix. Every Saturday (TBA) on Comcast Sports Net, Lyndsay Petruncy will bring you *Patriots This Week*, providing a thorough recap of each week's developments.

### PATRIOTS.COM NEWS

Patriots.com features daily updates and exclusive content from the writers of *Patriots Football Weekly*, offering everything from breaking news to player features and the popular "Ask PFW" postings.

### VIDEO

The first professional sports team website to offer streaming video provides Patriots fans with a variety of exclusive video content. Visitors can choose their channel and watch exclusive video from news to cheerleaders. Patriots.com also features video of every Patriots press conference, including postgame press conferences and Coach Belichick's weekday media updates.

### AUDIO

Patriots Web Radio programming is available exclusively on Patriots.com beginning at noon each day, Monday through Friday. Kicking off the programming lineup is PFW In Progress, a daily online program that features candid commentary from the writers of *Patriots Football Weekly*. Following PFW In Progress is Patriots Playbook, hosted by John Rooke, featuring items from around the NFL. Stay tuned for the debut of new shows during the 2009 season. Patriots.com also offers streaming audio of every Patriots press conference, as well as archives of Patriots.com radio shows. Patriots.com provides podcasts of Patriots.com radio offerings as well as exclusive content.

### PATRIOTS MONDAY ON WEEI

WEEI Sports Radio broadcasts Patriots Monday each week, offering fans unique insight and analysis from Coach Belichick and Tom Brady in addition to other Patriots players. WEEI will broadcast Patriots Monday live from Gillette Stadium each Monday, kicking off with Dennis & Callahan at 6:00 a.m.

### PATRIOTS FRIDAY ON WEEI

WEEI Sports Radio broadcasts Patriots Friday each week, offering fans a look ahead at the weekend's game, match ups and rivalries. Various Patriots players will be featured on air. WEEI will broadcast Patriots Fridays each week throughout the season, kicking off with Dennis & Callahan at 6:00 a.m., followed by Dale & Holley at 10:00 a.m. and The Big Show with Glenn Ordway from 2:00 to 6:00 p.m.

### 98.5 THE SPORTS HUB PATRIOTS RADIO NETWORK

A new era in Patriots Radio history began last season, with the move of the game broadcasts to 98.5 FM, Boston's Sports Hub. The transition to Boston's new all-sports radio station insures that Patriots fans will continue to hear every kick, block and tackle in stereo, and without static, in crystal-clear FM quality. Fans all over New England will be able to listen in to any of 36 stations on the Safety Insurance 98.5 The Sports Hub Patriots Radio Network, starting with Patriots Preview three hours before kickoff, and capped off with Patriots Postgame for three hours after the final gun.



### FLAGSHIP STATION 98.5 FM Boston's Sports Hub

#### MASSACHUSETTS

WAQY	Springfield	102.1 FM
WBEC	Pittsfield	1420 AM
WPKZ	Fitchburg	1280 AM
WNAW	N. Adams	1230 AM
WBSM	New Bedford	1420 AM
WPVQ	Greenfield	95.3 FM
WSAR	Fall River	1480 AM
WWFX	Worcester	100.1 FM
WXTK	Hyannis	95.1 FM

#### NEW HAMPSHIRE

WTPL	Concord	107.7 FM
WSAK	Hampton	102.1 FM
WHQ	Laconia	104.9 FM
WKNE	Keene	99.1 FM
WSHK	Portsmouth	105.3 FM
WGHM	Nashua	1590 AM
WPKQ	N. Conway	103.7 FM
WGAM	Manchester	1250 AM

#### RHODE ISLAND

WPRO	Providence	630 AM
WEAN	Providence	99.7 FM

#### VERMONT

WBTN	Bennington	1370 AM
WORK	Barre	107.1 FM
WKVT	Brattleboro	92.7 FM
WEAV	Burlington	960 AM
WEXP	Rutland	101.5 FM
WMOO	Derby Center	92.1 FM
WSTJ	St Johnsbury	1340 AM
WMXR	Woodstock	93.9 FM

#### MAINE

WEBB	Augusta	98.5 FM
WWMJ	Bangor	95.7 FM
WBLM	Portland	102.9 FM
WEGP	Presque Isle	1390 AM

#### CONNECTICUT

WCCC	Hartford	106.9 FM
WLML	New London	104.7 FM
WINY	Putnam	1350 AM
WGCH	Greenwich	1490 AM

## 2010 OFFENSIVE STATISTICS

WON 11, LOST 2					* RUSHING					No.	Yds	Avg	Long	TD
09/12 W 38-24	Cincinnati			68,756	Green-Ellis				184	786	4.3	26	11	
09/19 L 14-28	at New York Jets			78,535	Woodhead LG				73	376	5.2	36t	4	
09/26 W 38-30	Buffalo			68,756	Woodhead TM				73	376	5.2	36t	4	
10/04 W 41-14	at Miami			69,090	F. Taylor				32	123	3.8	24	0	
10/17 W 23-20	OT Baltimore			68,756	Tate				4	50	12.5	22	0	
10/24 W 23-20	at San Diego			68,836	Faulk				8	45	5.6	11	0	
10/31 W 28-18	Minnesota			68,756	Morris				15	38	2.5	9	0	
11/07 L 14-34	at Cleveland			66,292	Hernandez				2	31	15.5	18	0	
11/14 W 39-26	at Pittsburgh			64,359	Brady				28	17	0.6	9	1	
11/21 W 31-28	Indianapolis			68,756	Edelman				1	1	1.0	1	0	
11/25 W 45-24	at Detroit			60,965	Clayton LG				1	0	0.0	0	0	
12/06 W 45- 3	New York Jets			68,756	Hoyer				5	-5	-1.0	0	0	
12/12 W 36- 7	at Chicago			62,347	TEAM				352	1462	4.2	36t	16	
12/19	Green Bay				OPPONENTS				335	1416	4.2	36	10	
12/26	at Buffalo				* RECEIVING									
01/02	Miami				Welker				80	787	9.8	27	7	
	N.E.			Opp.	Branch LG				57	760	13.3	79t	6	
TOTAL FIRST DOWNS	277			290	Branch TM				44	648	14.7	79t	5	
Rushing	95			83	Hernandez				41	532	13.0	46	4	
Passing	165			191	Gronkowski				31	365	11.8	26	7	
Penalty	17			16	Woodhead LG				30	335	11.2	50	1	
3rd Down: Made/Att	72/153			81/168	Woodhead TM				30	335	11.2	50	1	
3rd Down Pct.	47.1			48.2	Tate				21	345	16.4	65t	2	
4th Down: Made/Att	7/11			11/15	Moss TM				9	139	15.4	35t	3	
4th Down Pct.	63.6			73.3	Green-Ellis				8	64	8.0	16	0	
POSSESSION AVG.	28:56			31:04	Faulk				6	62	10.3	21	0	
TOTAL NET YARDS	4721			4876	Morris				5	66	13.2	22	0	
Avg. Per Game	363.2			375.1	Edelman				4	14	3.5	6	0	
Total Plays	800			858	Crumpler				3	35	11.7	27	0	
Avg. Per Play	5.9			5.7	F. Taylor				2	6	3.0	7	0	
NET YARDS RUSHING	1462			1416	TEAM				284	3398	12.0	79t	29	
Avg. Per Game	112.5			108.9	OPPONENTS				330	3606	10.9	51	21	
Total Rushes	352			335	* INTERCEPTIONS									
NET YARDS PASSING	3259			3460	McCourt				6	110	18.3	50	0	
Avg. Per Game	250.7			266.2	Sanders				3	60	20.0	32t	1	
Sacked/Yards Lost	21/139			23/146	Meriweather				3	39	13.0	39	0	
Gross Yards	3398			3606	Chung				2	77	38.5	51t	1	
Att./Completions	427/284			500/330	Guyton				2	72	36.0	59t	1	
Completion Pct.	66.5			66.0	Ninkovich				2	1	0.5	1	0	
Had Intercepted	5			20	Spikes				1	5	5.0	5	0	
PUNTS/AVERAGE	46/43.5			46/41.3	Page				1	0	0.0	0	0	
NET PUNTING AVG.	46/38.0			46/34.4	TEAM				20	364	18.2	59t	3	
PENALTIES/YARDS	65/602			71/592	OPPONENTS				5	12	2.4	12	0	
FUMBLES/BALL LOST	6/4			14/7	* PUNTING									
TOUCHDOWNS	52			32	Mesko				46	2001	43.5	38.0	5	
Rushing	16			10	TEAM				46	2001	43.5	38.0	5	
Passing	29			21	OPPONENTS				46	1901	41.3	34.4	4	
Returns	7			1	* PUNT RETURNS									
					Edelman				14	3	198	14.1	42	0
* SCORE BY PERIODS	Q1	Q2	Q3	Q4	OT	PTS			5	6	36	7.2	22	0
TEAM	75	118	110	109	3	415			1	0	4	4.0	4	0
OPPONENTS	33	77	70	96	0	276			0	1	0	---	---	0
* SCORING	TD-Ru-Pa-Rt	K-PAT	FG	S	PTS				20	10	238	11.9	42	0
Green-Ellis	11	11	0	0	0	66	TEAM		20	10	153	7.7	18	0
Gostkowski	0	0	0	0	26/26	10/13	0	56	OPPONENTS					
Graham LG	0	0	0	0	26/28	8/ 8	0	50	* KICKOFF RETURNS					
Graham TM	0	0	0	0	22/24	8/ 8	0	46	Tate					
Welker	7	0	7	0	1/ 1	0/ 0	0	43	Morris					
Gronkowski	7	0	7	0			0	42	Crumpler					
Branch LG	6	0	6	0			0	36	Connolly					
Branch TM	5	0	5	0			0	30	Fletcher					
Woodhead LG	5	4	1	0			0	30	Green-Ellis					
Woodhead TM	5	4	1	0			0	30	TEAM					
Hernandez	4	0	4	0			0	24	OPPONENTS					
Tate	4	0	2	2			0	24	* FIELD GOALS					
Moss TM	3	0	3	0			0	18	Gostkowski					
Guyton	2	0	0	2			0	12	Graham LG					
Arrington	1	0	0	1			0	6	Graham TM					
Brady	1	1	0	0			0	6	TEAM					
Chung	1	0	0	1			0	6	OPPONENTS					
Sanders	1	0	0	1			0	6	Gostkowski: (32G,47N,56N)(37N)(43G)(23G,30G)					
TEAM	52	16	29	7	49/51	18/21	0	415	(38G,24G,35G)(40G,35G,35G)()()()()()()					
OPPONENTS	32	10	21	1	28/28	16/22	0	276	Graham: ()					



# 2010 DEFENSIVE STATISTICS

Tackle Statistics based on Coaches Film Review

PLAYER Name	TACKLES			SACKS			INTERCEPTIONS				FUMBLES				SP. TEAMS				
	TT	UT	A	S/	Yds	OH	Int/	Yds	TD	PD	FF	FR/	Yds	TD	TT	UT	A	FF	FR
Jerod Mayo	162	98	64	1.0	7.0	2	0	0	0	3	0	2	0	0	1	0	1	0	0
Patrick Chung	75	56	19	0.0	0.0	1	2	77	1	6	0	0	0	0	3	2	1	0	0
Brandon Spikes	71	41	30	0.0	0.0	0	1	5	0	3	0	0	0	0	2	2	0	0	0
Vince Wilfork	67	38	29	0.0	0.0	2	0	0	0	1	0	0	0	0	0	0	0	0	0
Devin McCourty	66	57	9	0.0	0.0	0	6	110	0	14	1	0	0	0	11	10	1	0	0
Brandon Meriweather	56	40	16	0.0	0.0	0	3	39	0	5	0	1	0	0	1	1	0	0	0
James Sanders	56	36	20	0.0	0.0	0	3	60	1	6	1	1	0	0	4	3	1	0	0
Kyle Arrington	55	41	14	0.0	0.0	0	0	0	0	3	0	0	0	0	13	11	2	0	0
Gary Guyton	50	37	13	2.0	15.0	3	2	72	1	4	0	1	35	1	2	1	1	0	0
Rob Ninkovich	44	24	20	1.0	7.0	5	2	1	0	3	0	2	63	0	7	4	3	0	0
Tully Banta-Cain	38	27	11	4.0	30.5	11	0	0	0	0	0	0	0	0	0	0	0	0	0
Jermaine Cunningham	35	22	13	1.0	4.0	3	0	0	0	1	2	0	0	0	0	0	0	0	0
Gerard Warren	28	14	14	3.5	21.5	5	0	0	0	0	0	0	0	0	0	0	0	0	0
Ron Brace	27	18	9	0.0	0.0	0	0	0	0	0	0	0	0	0	0	0	0	0	0
Jonathan Wilhite	24	19	5	0.0	0.0	0	0	0	0	2	0	0	0	0	0	0	0	0	0
Darius Butler	20	18	2	0.0	0.0	0	0	0	0	3	0	0	0	0	0	0	0	0	0
Mike Wright	17	12	5	5.5	36.5	9	0	0	0	1	0	0	0	0	0	0	0	0	0
Brandon Deaderick	16	12	4	2.0	6.0	1	0	0	0	0	0	0	0	0	0	0	0	0	0
Myron Pryor	12	7	5	0.5	2.0	1	0	0	0	0	0	0	0	0	0	0	0	0	0
Sergio Brown	9	8	1	0.0	0.0	0	0	0	0	0	0	0	0	0	3	2	1	0	0
Dane Fletcher	8	6	2	0.0	0.0	1	0	0	0	1	1	0	0	0	8	8	0	0	0
Jarrad Page	8	5	3	0.0	0.0	0	1	0	0	1	0	0	0	0	3	1	2	0	0
Kyle Love	6	1	5	0.0	0.0	0	0	0	0	1	0	0	0	0	0	0	0	0	0
Shawn Crable	4	3	1	0.5	3.5	1	0	0	0	0	0	0	0	0	1	0	1	0	0
Eric Moore	4	4	0	1.0	10.0	0	0	0	0	0	1	0	0	0	0	0	0	0	0
Marques Murrell	1	1	0	0.0	0.0	0	0	0	0	0	0	0	0	0	0	0	0	0	0
Pierre Woods	1	1	0	1.0	3.0	1	0	0	0	0	0	0	0	0	2	2	0	0	0
BenJarvus Green-Ellis	0	0	0	0.0	0.0	0	0	0	0	0	0	0	0	0	3	2	1	0	0
Stephen Gostkowski	0	0	0	0.0	0.0	0	0	0	0	0	0	0	0	0	1	0	1	0	0
Matthew Slater	0	0	0	0.0	0.0	0	0	0	0	0	0	0	0	0	13	9	4	0	0
Aaron Hernandez	0	0	0	0.0	0.0	0	0	0	0	1	0	0	0	0	0	0	0	0	0
Matt Katula	0	0	0	0.0	0.0	0	0	0	0	0	0	0	0	0	1	0	1	0	0
Zoltan Mesko	0	0	0	0.0	0.0	0	0	0	0	0	0	0	0	0	1	1	0	0	0
Sammy Morris	0	0	0	0.0	0.0	0	0	0	0	0	0	0	0	0	7	4	3	0	0
Danny Woodhead	0	0	0	0.0	0.0	0	0	0	0	0	0	0	0	0	9	9	0	0	0
Tracy White	0	0	0	0.0	0.0	0	0	0	0	0	0	0	0	0	16	7	9	0	0
<b>TOTALS</b>	<b>960</b>	<b>646</b>	<b>314</b>	<b>23.0</b>	<b>146.0</b>	<b>46</b>	<b>20</b>	<b>364</b>	<b>3</b>	<b>59</b>	<b>6</b>	<b>7</b>	<b>98</b>	<b>1</b>	<b>112</b>	<b>79</b>	<b>33</b>	<b>0</b>	<b>0</b>

FUMBLES - LOST (6-4)				
No.	Lost	Rec	Own	
			O.B.	
Tom Brady	2	1	0	0
Rob Gronkowski	1	1	0	0
Sammy Morris	1	1	0	0
Brandon Tate	1	1	0	0
Wes Welker	1	0	2	0
<b>TOTALS</b>	<b>6</b>	<b>4</b>	<b>2</b>	<b>0</b>

MISC. OFFENSIVE STATS				
Tkl	Ast	FF	FR	
Julian Edelman	1	0	0	0
Randy Moss	2	0	0	0
Stephen Neal	1	0	0	0
<b>TOTALS</b>	<b>4</b>	<b>0</b>	<b>0</b>	<b>0</b>

KEY	
TT-Total Tackles	Int/Yds-Interceptions/Yards Returned
UT-Unassisted Tackles	PD-Passes Defensed
A-Assisted Tackles	FF-Forced Fumbles

BLOCKED KICKS		
	XP	FG
Patrick Chung	1	1
<b>TOTALS</b>	<b>1</b>	<b>1</b>



# 2010 New England Patriots Roster

AS OF DECEMBER 14, 2010

## ALPHABETICAL ROSTER

#	NAME	POS	HT	WT	BORN	YR	COLLEGE	H.S. HOMETOWN
27	Arrington, Kyle	CB	5-10	196	8/12/1986	2	Hofstra	Accokeek, Md.
95	Banta-Cain, Tully	LB	6-2	250	8/28/1980	8	California	Sunnyvale, Calif.
97	Brace, Ron	DL	6-3	330	12/18/1986	2	Boston College	Worcester, Mass.
12	Brady, Tom	QB	6-4	225	8/3/1977	11	Michigan	San Mateo, Calif.
84	Branch, Deion	WR	5-9	195	7/18/1979	9	Louisville	Albany, Ga.
38	Brown, Sergio	S	6-2	210	5/22/1988	R	Notre Dame	Maywood, Ill.
28	Butler, Darius	CB	5-10	190	3/18/1986	2	Connecticut	Ft. Lauderdale, Fla.
25	Chung, Patrick	S	5-11	212	8/19/1987	2	Oregon	Rancho Cucamonga, Calif.
22	Clayton, Thomas	RB	5-11	220	4/26/1984	2	Kansas State	Alexandria, Va.
63	Connolly, Dan	OL	6-4	313	9/2/1982	5	Southeast Missouri St.	St. Louis, Mo.
82	Crumpler, Alge	TE	6-2	275	12/23/1977	10	North Carolina	Wilmington, N.C.
96	Cunningham, Jermaine	LB	6-3	260	4/24/1988	R	Florida	Stone Mountain, Ga.
71	Deaderick, Brandon	DL	6-4	305	8/19/1987	R	Alabama	Elizabethtown, Ky.
11	Edelman, Julian	WR	5-10	198	5/22/1986	2	Kent State	Redwood City, Calif.
52	Fletcher, Dane	LB	6-2	244	9/14/1986	R	Montana State	Bozeman, Montana
5	Graham, Shayne	K	6-0	214	12/9/1977	10	Virginia Tech	Radford, Va.
42	Green-Ellis, BenJarvus	RB	5-11	215	7/2/1985	3	Mississippi	New Orleans, La.
87	Gronkowski, Rob	TE	6-6	265	5/14/1989	R	Arizona	Pittsburgh, Pa.
59	Guyton, Gary	LB	6-3	245	11/14/1985	3	Georgia Tech	Hinesville, Ga.
85	Hernandez, Aaron	TE	6-1	245	11/6/1989	R	Florida	Bristol, Conn.
8	Hoyer, Brian	QB	6-2	215	10/13/1985	2	Michigan State	North Olmsted, Ohio
41	Jackson, Chevis	DB	5-11	193	12/11/1985	3	Louisiana State	Mobile, Ala.
48	Katula, Matt	LS	6-6	265	8/22/1982	6	Wisconsin	Waukesha, Wi.
67	Koppen, Dan	C	6-2	296	9/12/1979	8	Boston College	Whitehall, Pa.
64	LeVoir, Mark	T	6-7	310	7/29/1982	4	Notre Dame	Eden Prairie, Minn.
72	Light, Matt	T	6-4	305	6/23/1978	10	Purdue	Greenville, Ohio
74	Love, Kyle	DL	6-1	310	11/18/1986	R	Mississippi State	Fairburn, Ga.
70	Mankins, Logan	G	6-4	310	3/10/1982	6	Fresno State	Catheys Valley, Calif.
51	Mayo, Jerod	LB	6-1	245	2/23/1986	3	Tennessee	Hampton, Va.
32	McCourty, Devin	CB	5-10	193	8/13/1987	R	Rutgers	Montvale, N.J.
31	Meriweather, Brandon	S	5-11	200	1/14/1984	4	Miami (Fla.)	Apopka, Fla.
14	Mesko, Zoltan	P	6-5	231	3/16/1986	R	Michigan	Twinsburg, Ohio
98	Moore, Eric	DL	6-4	268	2/28/1981	5	Florida State	Pahokee, Fla.
34	Morris, Sammy	RB	6-0	220	3/23/1977	11	Texas Tech	San Antonio, Texas
50	Ninkovich, Rob	LB	6-2	255	2/1/1984	5	Purdue	Blue Island, Ill.
60	Ohrnberger, Rich	OL	6-2	300	2/14/1986	2	Penn State	East Meadow, N.Y.
69	Ojinnaka, Quinn	OL	6-5	295	4/23/1984	5	Syracuse	Seabrook, Md.
44	Page, Jarrad	S	6-0	225	10/19/1984	5	UCLA	San Leandro, Calif.
17	Price, Taylor	WR	6-0	205	10/8/1987	R	Ohio	Hilliard, Ohio
91	Pryor, Myron	DL	6-1	310	6/13/1986	2	Kentucky	Louisville, Ky.
36	Sanders, James	S	5-10	210	11/11/1983	6	Fresno State	Porterville, Calif.
18	Slater, Matthew	WR	6-0	200	9/9/1985	3	UCLA	Anaheim, Calif.
55	Spikes, Brandon	LB	6-2	250	9/3/1987	R	Florida	Shelby, N.C.
19	Tate, Brandon	WR	6-1	195	10/5/1987	2	North Carolina	Burlington, N.C.
21	Taylor, Fred	RB	6-1	228	1/27/1976	13	Florida	Belle Glade, Fla.
76	Vollmer, Sebastian	OL	6-8	315	7/10/1984	2	Houston	Kaarst, Germany
92	Warren, Gerard	DL	6-4	325	7/25/1978	10	Florida	Lake Butler, Fla.
83	Welker, Wes	WR	5-9	185	5/1/1981	7	Texas Tech	Oklahoma City, Okla.
62	Wendell, Ryan	C	6-2	290	3/4/1986	2	Fresno State	Diamond Bar, Calif.
58	White, Tracy	LB	6-0	230	4/14/1981	8	Howard	St. Stephen, S.C.
75	Wilfork, Vince	NT	6-2	325	11/4/1981	7	Miami (Fla.)	Boynton Beach, Fla.
24	Wilhite, Jonathan	CB	5-11	185	2/23/1984	3	Auburn	Monroe, La.
39	Woodhead, Danny	RB	5-8	195	1/25/1985	3	Chadron State	North Platte, Ne.
99	Wright, Mike	DL	6-4	295	3/1/1982	6	Cincinnati	Cincinnati, Ohio

## NUMERICAL ROSTER

#	NAME	POS
5	Shayne Graham	K
8	Brian Hoyer	QB
11	Julian Edelman	WR
12	Tom Brady	QB
14	Zoltan Mesko	P
17	Taylor Price	WR
18	Matthew Slater	WR
19	Brandon Tate	WR
21	Fred Taylor	RB
22	Thomas Clayton	RB
24	Jonathan Wilhite	CB
25	Patrick Chung	S
27	Kyle Arrington	CB
28	Darius Butler	CB
31	Brandon Meriweather	S
32	Devin McCourty	CB
34	Sammy Morris	RB
36	James Sanders	S
38	Sergio Brown	S
39	Danny Woodhead	RB
41	Chevis, Jackson	DB
42	BenJarvus Green-Ellis	RB
44	Jarrad Page	S
48	Matt Katula	LS
50	Rob Ninkovich	LB
51	Jerod Mayo	LB
52	Dane Fletcher	LB
55	Brandon Spikes	LB
58	Tracy White	LB
59	Gary Guyton	LB
60	Rich Ohrnberger	OL
62	Ryan Wendell	C
63	Dan Connolly	OL
64	Mark LeVoir	T
67	Dan Koppen	C
69	Quinn Ojinnaka	OL
70	Logan Mankins	G
71	Brandon Deaderick	DL
72	Matt Light	T
74	Kyle Love	DL
75	Vince Wilfork	NT
76	Sebastian Vollmer	OL
82	Alge Crumpler	TE
83	Wes Welker	WR
84	Deion Branch	WR
85	Aaron Hernandez	TE
87	Rob Gronkowski	TE
91	Myron Pryor	DL
92	Gerard Warren	DL
95	Tully Banta-Cain	LB
96	Jermaine Cunningham	LB
97	Ron Brace	DL
98	Eric Moore	DL
99	Mike Wright	DL

## PRACTICE SQUAD

#	NAME	POS	HT	WT	BORN	YR	COLLEGE	H.S. HOMETOWN
68	Austin, Thomas	OL	6-4	310	11/14/1986	R	Clemson	Camden, S.C.
86	Butler, Carson	TE	6-4	260	8/21/1987	1	Michigan	Detroit, Mich.
29	Carter, Tony	CB	5-9	175	5/24/1986	2	Florida State	Jacksonville, Fla.
7	Crompton, Jonathan	QB	6-3	222	7/25/1987	R	Tennessee	Waynesville, N.C.
65	Maneri, Steve	T	6-6	290	3/20/1988	R	Temple	Saddle Brook, N.J.
43	Turner, Thad	CB	5-11	188	4/30/1987	R	Ohio	Marietta, Ga.
35	Ventrone, Ross	S	5-8	190	9/27/1986	R	Villanova	Pittsburgh, Pa.
93	Washington, Lorenzo	DL	6-4	296	12/2/1986	R	Alabama	Loganville, Ga.

## PRACTICE SQUAD

#	NAME	POS
7	Jonathan Crompton	QB
29	Tony Carter	CB
35	Ross Ventrone	S
43	Thad Turner	CB
65	Steve Maneri	T
68	Thomas Austin	OL
86	Carson Butler	TE
93	Lorenzo Washington	DL

## RESERVE/INJURED LIST

#	NAME	POS	HT	WT	BORN	YR	COLLEGE	H.S. HOMETOWN
	Barrett, Josh	S	6-2	225	11/22/1984	3	Arizona State	Reno, Nev.
23	Bodden, Leigh	CB	6-1	193	9/24/1981	8	Duquesne	Hyattsville, Md.
33	Faulk, Kevin	RB	5-8	202	6/5/1976	12	Louisiana State	Carencro, La.
3	Gostkowski, Stephen	K	6-1	215	1/28/1984	5	Memphis	Madison, Miss.
77	Kaczur, Nick	T	6-4	315	7/28/1979	6	Toledo	Brantford, Ontario
26	Lockett, Bret	DB	6-1	220	10/7/1986	2	UCLA	Diamond Bar, Calif.
30	McGowan, Brandon	S	5-11	210	9/26/1983	6	Maine	Jersey City, N.J.
61	Neal, Stephen	G	6-4	305	10/9/1976	9	Cal State-Bakersfield	San Diego, Calif.
90	Richard, Darryl	DL	6-4	295	6/17/1986	1	Georgia Tech	Destrehan, La.
94	Warren, Ty	DL	6-5	300	2/6/1981	8	Texas A&M	Bryan, Texas
66	Weston, Kade	DL	6-5	315	11/29/1986	R	Georgia	Red Bank, N.J.

## RESERVE/INJURED LIST

#	NAME	POS
3	Stephen Gostkowski	K
23	Leigh Bodden	CB
26	Bret Lockett	DB
30	Brandon McGowan	S
33	Kevin Faulk	RB
61	Stephen Neal	G
66	Kade Weston	DL
77	Nick Kaczur	T
90	Darryl Richard	DL
94	Ty Warren	DL
	Josh Barrett	S

## PRACTICE SQUAD/INJURED

#	NAME	POS	HT	WT	BORN	YR	COLLEGE	H.S. HOMETOWN
10	Jenkins, Darnell	WR	5-10	191	12/31/1982	1	Miami (Fla.)	Miami, Fla.

## PRACTICE SQUAD/INJURED

#	NAME	POS
10	Darnell Jenkins	WR

## RESERVE/MILITARY LIST

#	NAME	POS	HT	WT	BORN	YR	COLLEGE	H.S. HOMETOWN
15	Barnes, Tyree	WR	6-0	196	4/15/1986	1	Navy	Hampton, Va.
44	Kettani, Eric	RB	5-11	235	3/26/1987	1	Navy	Kirtland, Ohio
15	White, Shun	WR	5-8	195	12/9/1985	1	Navy	Memphis, Tenn.

## RESERVE/MILITARY LIST

#	NAME	POS
15	Tyree Barnes	WR
15	Shun White	WR
44	Eric Kettani	RB

## HEAD COACH: BILL BELICHICK

**ASSISTANTS:** Josh Boyer, Defensive Backs; Corwin Brown, Defensive Backs; Ivan Fears, Running Backs; Brian Ferentz, Offensive Assistant Coach;

Brian Flores, Assistant Coach Offense/Special Teams; Patrick Graham, Defensive Assistant Coach; Pepper Johnson, Defensive Line; Harold Nash, Assistant Strength and Conditioning;

Bill O'Brien, Quarterbacks; Scott O'Brien, Special Teams; Chad O'Shea, Receivers; Matt Patricia, Linebackers; Dante Scarnecchia, Assistant Head Coach/Offensive Line;

Mike Woick, Strength and Conditioning



# 2010 Numerical Roster

December 14, 2010

#	NAME	POS	HT	WT	AGE	YR	COLLEGE	HOW ACQ.
5	Shayne Graham	K	6-0	214	33	10	Virginia Tech	FA-10
8	Brian Hoyer	QB	6-2	215	25	2	Michigan State	FA-09
11	Julian Edelman	WR	5-10	198	24	2	Kent State	D7a-09
12	Tom Brady	QB	6-4	225	33	11	Michigan	D6b-00
14	Zoltan Mesko	P	6-5	231	24	R	Michigan	D5-10
17	Taylor Price	WR	6-0	205	23	R	Ohio	D3-10
18	Matthew Slater	WR	6-0	200	25	3	UCLA	D5-08
19	Brandon Tate	WR	6-1	195	23	2	North Carolina	D3a-09
21	Fred Taylor	RB	6-1	228	34	13	Florida	FA(JAX)-09
22	Thomas Clayton	RB	5-11	220	26	2	Kansas State	CW(CLE)-10
24	Jonathan Wilhite	CB	5-11	185	26	3	Auburn	D4-08
25	Patrick Chung	S	5-11	212	23	2	Oregon	D2a-09
27	Kyle Arrington	CB	5-10	196	24	2	Hofstra	FA-09
28	Darius Butler	CB	5-10	190	24	2	Connecticut	D2c-09
31	Brandon Meriweather	S	5-11	200	26	4	Miami (Fla.)	D1-07
32	Devin McCourty	CB	5-10	193	23	R	Rutgers	D1-10
34	Sammy Morris	RB	6-0	220	33	11	Texas Tech	UFA(MIA)-07
36	James Sanders	S	5-10	210	27	6	Fresno State	D4-05
38	Sergio Brown	S	6-2	210	22	R	Notre Dame	FA-10
39	Danny Woodhead	RB	5-8	195	25	3	Chadron State	FA-10
41	Chevis Jackson	DB	5-11	193	25	3	Louisiana State	FA-10
42	BenJarvus Green-Ellis	RB	5-11	215	25	3	Mississippi	FA-08
44	Jarrad Page	S	6-0	225	26	5	UCLA	TR(KC)-10
48	Matt Katula	LS	6-6	265	28	6	Wisconsin	FA-10
50	Rob Ninkovich	LB	6-2	255	26	5	Purdue	FA-09
51	Jerod Mayo	LB	6-1	245	24	3	Tennessee	D1-08
52	Dane Fletcher	LB	6-2	244	24	R	Montana State	FA-10
55	Brandon Spikes	LB	6-2	250	23	R	Florida	D2c-10
58	Tracy White	LB	6-0	230	29	8	Howard	TR(PHI)-10
59	Gary Guyton	LB	6-3	245	25	3	Georgia Tech	FA-08
60	Rich Ohrnberger	OL	6-2	300	24	2	Penn State	D4-09
62	Ryan Wendell	C	6-2	290	24	2	Fresno State	FA-08
63	Dan Connolly	OL	6-4	313	28	5	Southeast Missouri St.	FA(JAX)-08
64	Mark LeVoir	T	6-7	310	28	4	Notre Dame	CW(STL)-08
67	Dan Koppen	C	6-2	296	31	8	Boston College	D5-03
69	Quinn Ojinnaka	OL	6-5	295	26	5	Syracuse	TR(ATL)-10
70	Logan Mankins	G	6-4	310	28	6	Fresno State	D1-05
71	Brandon Deaderick	DL	6-4	305	23	R	Alabama	D7b-10
72	Matt Light	T	6-4	305	32	10	Purdue	D2-01
74	Kyle Love	DL	6-1	310	24	R	Mississippi State	FA-10
75	Vince Wilfork	NT	6-2	325	29	7	Miami (Fla.)	D1a-04
76	Sebastian Vollmer	OL	6-8	315	26	2	Houston	D2d-09
82	Alge Crumpler	TE	6-2	275	32	10	North Carolina	FA(TEN)-10
83	Wes Welker	WR	5-9	185	29	7	Texas Tech	TR(MIA)-07
84	Deion Branch	WR	5-9	195	31	9	Louisville	TR(SEA)-10
85	Aaron Hernandez	TE	6-1	245	21	R	Florida	D4-10
87	Rob Gronkowski	TE	6-6	265	21	R	Arizona	D2a-10
91	Myron Pryor	DL	6-1	310	24	2	Kentucky	D6b-09
92	Gerard Warren	DL	6-4	325	32	10	Florida	FA(OAK)-10
95	Tully Banta-Cain	LB	6-2	250	30	8	California	FA(SF)-09
96	Jermaine Cunningham	LB	6-3	260	22	R	Florida	D2b-10
97	Ron Brace	DL	6-3	330	23	2	Boston College	D2b-09
98	Eric Moore	DL	6-4	268	29	5	Florida State	FA-10
99	Mike Wright	DL	6-4	295	28	6	Cincinnati	FA-05

## PRACTICE SQUAD

#	NAME	POS	HT	WT	AGE	YR	COLLEGE	HOW ACQ.
7	Jonathan Crompton	QB	6-3	222	23	R	Tennessee	FA-10
29	Tony Carter	CB	5-9	175	24	2	Florida State	FA-10
35	Ross Ventrone	S	5-8	190	24	R	Villanova	FA-10
43	Thad Turner	K	5-11	188	23	R	Ohio	FA-10
65	Steve Maneri	T	6-6	290	22	R	Temple	CW(HOU)-10
68	Thomas Austin	OL	6-4	310	24	R	Clemson	FA-10
86	Carson Butler	TE	6-4	260	23	1	Michigan	FA-10
93	Lorenzo Washington	DL	6-4	296	24	R	Alabama	FA-10

## RESERVE/INJURED LIST

#	NAME	POS	HT	WT	AGE	YR	COLLEGE	INJURY (IR date)
3	Stephen Gostkowski	K	6-1	215	26	5	Memphis	thigh (11/10/10)
23	Leigh Bodden	CB	6-1	193	29	8	Duquesne	shoulder (8/31/10)
26	Bret Lockett	DB	6-1	220	24	2	UCLA	chest (8/31/10)
30	Brandon McGowan	S	5-11	210	27	6	Maine	chest (9/4/10)
33	Kevin Faulk	RB	5-8	202	34	12	Louisiana State	knee (9/22/10)
61	Stephen Neal	G	6-4	305	34	9	Cal State-Bakersfield	shoulder (12/2/10)
66	Kade Weston	DL	6-5	315	24	R	Georgia	abdomen (8/24/10)
77	Nick Kaczur	T	6-4	315	31	6	Toledo	back (10/12/10)
90	Darryl Richard	DL	6-4	295	24	1	Georgia Tech	foot (8/31/10)
94	Ty Warren	DL	6-5	300	29	8	Texas A&M	hip (8/13/10)
	Josh Barrett	S	6-2	225	26	3	Arizona State	shoulder (8/31/10)

## PRACTICE SQUAD/INJURED

#	NAME	POS	HT	WT	AGE	YR	COLLEGE	INJURY (IR date)
10	Darnell Jenkins	WR	5-10	191	27	1	Miami (Fla.)	knee (11/3/10)

## RESERVE/MILITARY LIST

#	NAME	POS	HT	WT	AGE	YR	COLLEGE	DATE
15	Tyree Barnes	WR	6-0	196	24	1	Navy	July, 23
15	Shun White	WR	5-8	195	25	1	Navy	August, 17
44	Eric Kettani	RB	5-11	235	23	1	Navy	July, 23



# 2010 Positional Roster

December 14, 2010

## DEFENSE (26)

#	NAME	POS	HT	WT	BORN	YR	COLLEGE	H.S. HOMETOWN
<b>DEFENSIVE LINE (8)</b>								
97	Brace, Ron	DL	6-3	330	12/18/1986	2	Boston College	Worcester, Mass.
71	Deaderick, Brandon	DL	6-4	305	8/19/1987	R	Alabama	Elizabethtown, Ky.
74	Love, Kyle	DL	6-1	310	11/18/1986	R	Mississippi State	Fairburn, Ga.
98	Moore, Eric	DL	6-4	268	2/28/1981	5	Florida State	Pahokee, Fla.
91	Pryor, Myron	DL	6-1	310	6/13/1986	2	Kentucky	Louisville, Ky.
92	Warren, Gerard	DL	6-4	325	7/25/1978	10	Florida	Lake Butler, Fla.
75	Wilfork, Vince	NT	6-2	325	11/4/1981	7	Miami (Fla.)	Boynton Beach, Fla.
99	Wright, Mike	DL	6-4	295	3/1/1982	6	Cincinnati	Cincinnati, Ohio
<b>LINEBACKER (8)</b>								
95	Banta-Cain, Tully	LB	6-2	250	8/28/1980	8	California	Sunnyvale, Calif.
96	Cunningham, Jermaine	LB	6-3	260	4/24/1988	R	Florida	Stone Mountain, Ga.
52	Fletcher, Dane	LB	6-2	244	9/14/1986	R	Montana State	Bozeman, Montana
59	Guyton, Gary	LB	6-3	245	11/14/1985	3	Georgia Tech	Hinesville, Ga.
51	Mayo, Jerod	LB	6-1	245	2/23/1986	3	Tennessee	Hampton, Va.
50	Ninkovich, Rob	LB	6-2	255	2/1/1984	5	Purdue	Blue Island, Ill.
55	Spikes, Brandon	LB	6-2	250	9/3/1987	R	Florida	Shelby, N.C.
58	White, Tracy	LB	6-0	230	4/14/1981	8	Howard	St. Stephen, S.C.
<b>DEFENSIVE BACK (10)</b>								
27	Arrington, Kyle	CB	5-10	196	8/12/1986	2	Hofstra	Accokeek, Md.
38	Brown, Sergio	S	6-2	210	5/22/1988	R	Notre Dame	Maywood, Ill.
28	Butler, Darius	CB	5-10	190	3/18/1986	2	Connecticut	Ft. Lauderdale, Fla.
25	Chung, Patrick	S	5-11	212	8/19/1987	2	Oregon	Rancho Cucamonga, Calif.
41	Jackson, Chevis	DB	5-11	193	12/11/2010	3	Louisiana State	Mobile, Ala.
32	McCorty, Devin	CB	5-10	193	8/13/1987	R	Rutgers	Montvale, N.J.
31	Meriweather, Brandon	S	5-11	200	1/14/1984	4	Miami (Fla.)	Apopka, Fla.
44	Page, Jarrad	S	6-0	225	10/19/1984	5	UCLA	San Leandro, Calif.
36	Sanders, James	S	5-10	210	11/11/1983	6	Fresno State	Porterville, Calif.
24	Wilhite, Jonathan	CB	5-11	185	2/23/1984	3	Auburn	Monroe, La.
<b>OFFENSE (25)</b>								
#	NAME	POS	HT	WT	BORN	YR	COLLEGE	H.S. HOMETOWN
<b>OFFENSIVE LINE (9)</b>								
63	Connolly, Dan	OL	6-4	313	9/2/1982	5	Southeast Missouri St.	St. Louis, Mo.
67	Koppen, Dan	C	6-2	296	9/12/1979	8	Boston College	Whitehall, Pa.
64	LeVoi, Mark	T	6-7	310	7/29/1982	4	Notre Dame	Eden Prairie, Minn.
72	Light, Matt	T	6-4	305	6/23/1978	10	Purdue	Greenville, Ohio
70	Mankins, Logan	G	6-4	310	3/10/1982	6	Fresno State	Cathys Valley, Calif.
60	Ohnberger, Rich	OL	6-2	300	2/14/1986	2	Penn State	East Meadow, N.Y.
69	Ojinnaka, Quinn	OL	6-5	295	4/23/1984	5	Syracuse	Seabrook, Md.
76	Vollmer, Sebastian	OL	6-8	315	7/10/1984	2	Houston	Kaarst, Germany
62	Wendell, Ryan	C	6-2	290	3/4/1986	2	Fresno State	Diamond Bar, Calif.
<b>QUARTERBACK (2)</b>								
12	Brady, Tom	QB	6-4	225	8/3/1977	11	Michigan	San Mateo, Calif.
8	Hoyer, Brian	QB	6-2	215	10/13/1985	2	Michigan State	North Olmsted, Ohio
<b>WIDE RECEIVER (6)</b>								
84	Branch, Deion	WR	5-9	195	7/18/1979	9	Louisville	Albany, Ga.
11	Edelman, Julian	WR	5-10	198	5/22/1986	2	Kent State	Redwood City, Calif.
17	Price, Taylor	WR	6-0	205	10/8/1987	R	Ohio	Hilliard, Ohio
18	Slater, Matthew	WR	6-0	200	9/9/1985	3	UCLA	Anaheim, Calif.
19	Tate, Brandon	WR	6-1	195	10/5/1987	2	North Carolina	Burlington, N.C.
83	Welker, Wes	WR	5-9	185	5/1/1981	7	Texas Tech	Oklahoma City, Okla.
<b>RUNNING BACK (5)</b>								
22	Clayton, Thomas	RB	5-11	220	4/26/1984	2	Kansas State	Alexandria, Va.
42	Green-Ellis, BenJarvus	RB	5-11	215	7/2/1985	3	Mississippi	New Orleans, La.
34	Morris, Sammy	RB	6-0	220	3/23/1977	11	Texas Tech	San Antonio, Texas
21	Taylor, Fred	RB	6-1	228	1/27/1976	13	Florida	Belle Glade, Fla.
39	Woodhead, Danny	RB	5-8	195	1/25/1985	3	Chadron State	North Platte, Ne.
<b>TIGHT END (3)</b>								
82	Crumpler, Alge	TE	6-2	275	12/23/1977	10	North Carolina	Wilmington, N.C.
87	Gronkowski, Rob	TE	6-6	265	5/14/1989	R	Arizona	Pittsburgh, Pa.
85	Hernandez, Aaron	TE	6-1	245	11/6/1989	R	Florida	Bristol, Conn.
<b>SPECIALISTS (3)</b>								
#	NAME	POS	HT	WT	BORN	YR	COLLEGE	H.S. HOMETOWN
<b>SPECIALISTS (3)</b>								
5	Graham, Shayne	K	6-0	214	12/9/1977	10	Virginia Tech	Radford, Va.
48	Katula, Matt	LS	6-6	265	8/22/1982	6	Wisconsin	Waukesha, WI.
14	Mesko, Zoltan	P	6-5	231	3/16/1986	R	Michigan	Twinsburg, Ohio
<b>RESERVE/INJURED (11)</b>								
#	NAME	POS	HT	WT	BORN	YR	COLLEGE	H.S. HOMETOWN
<b>RESERVE/INJURED (11)</b>								
	Barrett, Josh	S	6-2	225	11/22/1984	3	Arizona State	Reno, Nev.
23	Bodden, Leigh	CB	6-1	193	9/24/1981	8	Duquesne	Hyattsville, Md.
33	Faulk, Kevin	RB	5-8	202	6/5/1976	12	Louisiana State	Carencro, La.
3	Gostkowski, Stephen	K	6-1	215	1/28/1984	5	Memphis	Madison, Miss.
77	Kaczur, Nick	T	6-4	315	7/28/1979	6	Toledo	Brantford, Ontario
26	Lockett, Bret	DB	6-1	220	10/7/1986	2	UCLA	Diamond Bar, Calif.
30	McGowan, Brandon	S	5-11	210	9/26/1983	6	Maine	Jersey City, N.J.
61	Neal, Stephen	G	6-4	305	10/9/1976	9	Cal State-Bakersfield	San Diego, Calif.
90	Richard, Darryl	DL	6-4	295	6/17/1986	1	Georgia Tech	Destrehan, La.
94	Warren, Ty	DL	6-5	300	2/6/1981	8	Texas A & M	Bryan, Texas
66	Weston, Kade	DL	6-5	315	11/29/1986	R	Georgia	Red Bank, N.J.
<b>RESERVE/MILITARY (3)</b>								
#	NAME	POS	HT	WT	BORN	YR	COLLEGE	H.S. HOMETOWN
<b>RESERVE/MILITARY (3)</b>								
15	Barnes, Tyree	WR	6-0	196	4/15/1986	1	Navy	Hampton, Va.
44	Kettani, Eric	RB	5-11	235	3/26/1987	1	Navy	Kirtland, Ohio
15	White, Shun	WR	5-8	195	12/9/1985	1	Navy	Memphis, Tenn.



# How The Patriots Were Built

UPDATED: December 14, 2010

<u>YEAR</u>	<u>DRAFTEES (26)</u>	<u>VETERAN FREE AGENTS (12)</u>	<u>WAIVERS (2) / TRADES (5)</u>	<u>ROOKIE AND FIRST-YEAR FREE AGENTS (9)</u>
2000	Tom Brady (6b)			
2001	Matt Light (2)			
2003	Dan Koppen (5)			
2004	Vince Wilfork (1a)			
2005	Logan Mankins (1) James Sanders (4)			Mike Wright (fa)
2007	Brandon Meriweather (1)	Sammy Morris (5)(MIA)	Wes Welker (fa)(tr-MIA)	
2008	Jerod Mayo (1) Jonathan Wilhite (4) Matthew Slater (5)	Dan Connolly (fa)(JAX)	Mark LeVoi (fa) CW (STL)	BenJarvus Green-Ellis (fa) Gary Guyton (fa)
2009	Patrick Chung (2a) Ron Brace (2b) Darius Butler (2c) Sebastian Vollmer (2d) Brandon Tate (2a) Rich Ohrnberger (4) Myron Pryor (6b) Julian Edelman (7a)	Tully Banta-Cain (7)(SF) Rob Ninkovich (5)(NO) Fred Taylor (1)(JAX)		Kyle Arrington (fa) (PHI) Brian Hoyer (fa) Ryan Wendell (fa)
2010	Devin McCourty (1) Rob Gronkowski (2a) Jermaine Cunningham (2b) Brandon Spikes (2c) Taylor Price (3) Aaron Hernandez (4) Zoltan Mesko (5) Brandon Deaderick (7b)	Alge Crumpler (2)(TEN) Shayne Graham (fa)(NO) Chevis Jackson (3)(ATL) Matt Katula (fa)(BAL) Eric Moore (fa)(CAR) Gerard Warren (1)(OAK) Danny Woodhead (fa)(NYJ)	Deion Branch (2) (tr-SEA) Thomas Clayton (6) CW (CLE) Quinn Ojinnaka (5) (tr-ATL) Jarrad Page (7) (tr-KC) Tracy White (fa) (tr-PHI)	Sergio Brown (fa) Dane Fletcher (fa) Kyle Love (fa)
			<u>RESERVE/INJURED (11)</u> Josh Barrett Leigh Bodden Kevin Faulk Stephen Gostkowski Nick Kaczur Bret Lockett Brandon McGowan Stephen Neal Darryl Richard Ty Warren Kade Weston	<u>RESERVE/MILITARY (3)</u> Tyree Barnes (fa) Eric Kettani (fa) Shun White (fa)
<b>NOTE:</b> Team in parenthesis is the player's prior team (#) – indicates round drafted (fa) – indicates non-drafted free agents				



# 2010 Transactions

UPDATED: December 14, 2010

## JANUARY, 2010

1/13/2010	Agnone, Robbie	Signed
1/13/2010	Davis, Bruce	Signed
1/13/2010	Grady, Adrian	Signed
1/13/2010	Jenkins, Darnell	Signed
1/13/2010	Myers, Rob	Signed
1/13/2010	Richard, Darryl	Signed
1/13/2010	Rowe, Jeff	Signed

## FEBRUARY, 2010

2/22/2010	Wilfork, Vince	Designated Franchise Player
2/24/2010	Patten, David	Signed

## MARCH, 2010

3/4/2010	Mankins, Logan	Tendered contract
3/4/2010	Gostkowski, S.	Tendered contract
3/4/2010	Woods, Pierre	Tendered contract
3/4/2010	Baker, Chris	Released
3/5/2010	Banta-Cain, Tully	Re-signed
3/9/2010	Wilfork, Vince	Re-signed
3/9/2010	Neal, Stephen	Re-signed
3/11/2010	Faulk, Kevin	Re-signed
3/12/2010	Bodden, Leigh	Re-signed
3/12/2010	Murrell, Marques	Signed
3/24/2010	Crumpler, Alge	Signed

## APRIL, 2010

4/10/2010	Lewis, Damione	Signed
4/14/2010	King, David	Signed
4/20/2010	Holt, Torry	Signed
4/21/2010	Gordon, Amon	Signed
4/22/2010	McCourt, Devin	Drafted
4/23/2010	Gronkowski, Rob	Drafted
4/23/2010	Cunningham, J.	Drafted
4/23/2010	Spikes, Brandon	Drafted
4/23/2010	Price, Taylor	Drafted
4/24/2010	Hernandez, Aaron	Drafted
4/24/2010	Mesko, Zoltan	Drafted
4/24/2010	Larsen, Ted	Drafted
4/24/2010	Welch, Thomas	Drafted
4/24/2010	Deaderick, Brandon	Drafted
4/24/2010	Weston, Kade	Drafted
4/24/2010	Robinson, Zac	Drafted
4/24/2010	Warren, Gerard	Signed
4/26/2010	Thomas, Adalius	Released
4/29/2010	Anderson, Bryan	Signed
4/29/2010	Brown, Sergio	Signed
4/29/2010	Fletcher, Dane	Signed
4/29/2010	Johnson, Terrence	Signed
4/29/2010	Love, Kyle	Signed
4/29/2010	Paschall, Pat	Signed
4/29/2010	Ventrone, Ross	Signed
4/29/2010	Wise, John	Signed

## MAY, 2010

5/3/2010	Farnham, Buddy	Signed
5/10/2010	Taylor, Chris	Signed
5/18/2010	Larsen, Ted	Signed/Draft Choice
5/18/2010	Springs, Shawn	Released
5/21/2010	Agnone, Robbie	Released
5/21/2010	Rowe, Jeff	Released
5/24/2010	Teel, Mike	Claimed off Waivers (Seattle)
5/25/2010	Price, Taylor	Signed/Draft Choice
5/27/2010	Burgess, Derrick	Re-signed
5/27/2010	Davis, Bruce	Released
5/27/2010	Stanback, Isaiah	Released

## JUNE, 2010

6/4/2010	Welch, Thomas	Signed/Draft Choice
6/8/2010	Hernandez, Aaron	Signed/Draft Choice
6/10/2010	Gordon, Amon	Released
6/11/2010	Clayton, Thomas	Signed
6/11/2010	Anderson, Bryan	Released
6/11/2010	King, David	Released
6/11/2010	Teel, Mike	Released
6/16/2010	Mesko, Zoltan	Signed/Draft Choice
6/24/2010	Paschall, Pat	Released

## JULY, 2010

7/12/2010	Deaderick, Brandon	Signed/Draft Choice
7/21/2010	Weston, Kade	Signed/Draft Choice
7/21/2010	Robinson, Zac	Signed/Draft Choice
7/25/2010	Gronkowski, Rob	Signed/Draft Choice
7/25/2010	Cunningham, Jermaine	Signed/Draft Choice
7/27/2010	Spikes, Brandon	Signed/Draft Choice
7/28/2010	McCourt, Devin	Signed/Draft Choice
7/28/2010	Crabbe, Shawn	Released
7/29/2010	Burgess, Derrick	Placed on reserve/DNR
7/31/2010	Patten, David	Retired

## AUGUST, 2010

8/2/2010	Butler, Carson	Signed
8/2/2010	Owens, Rod	signed
8/4/2010	Ghiaciu, Eric	Signed
8/4/2010	Wise, John	Released
8/6/2010	Barrett, Josh	Claimed off waivers from Denver
8/6/2010	Clayton, Thomas	Released
8/9/2010	Stapleton, Darnell	Signed
8/9/2010	Willingham, DeAngelo	Signed
8/9/2010	Grady, Adrian	Released
8/9/2010	Farnham, Buddy	Released
8/11/2010	Clayton, Thomas	Signed
8/11/2010	Stapleton, Darnell	Released
8/13/2010	Burgess, Derrick	Reinstated to roster from reserve/DNR
8/13/2010	Warren, Ty	Placed on Reserve/Injured (hip)
8/15/2010	Farnham, Buddy	Signed
8/15/2010	Simmons, Brian	Signed
8/15/2010	Holt, Torry	Placed on Reserve/Injured (knee)
8/20/2010	Ventrone, Ross	Released
8/23/2010	Ojinnaka, Quinn	Acquired via trade (ATL)
8/23/2010	Ventrone, Ross	Signed
8/23/2010	Weston, Kade	Released
8/23/2010	Johnson, Terrence	Released
8/24/2010	Weston, Kade	Placed on Reserve/Injured (abdomen)
8/29/2010	Johnson, Terrence	Signed
8/29/2010	Simmons, Brian	Released
8/31/2010	Barrett, Josh	Placed on Reserve/Injured (shoulder)
8/31/2010	Bodden, Leigh	Placed on Reserve/Injured (shoulder)
8/31/2010	Lockett, Bret	Placed on Reserve/Injured (chest)
8/31/2010	Richard, Darryl	Placed on Reserve/Injured (foot)
8/31/2010	Johnson, Terrence	Released

## SEPTEMBER, 2010

9/3/2010	Ghiaciu, Eric	Released
9/3/2010	Lewis, Damione	Released
9/4/2010	Aiken, Sam	Released
9/4/2010	Alexander, Eric	Released
9/4/2010	Brown, Sergio	Released
9/4/2010	Burgess, Derrick	Released
9/4/2010	Bussey, George	Released
9/4/2010	Butler, Carson	Released
9/4/2010	Clayton, Thomas	Released
9/4/2010	Farnham, Buddy	Released
9/4/2010	Jenkins, Darnell	Released
9/4/2010	Larsen, Ted	Released
9/4/2010	Myers, Rob	Released
9/4/2010	Ohrnberger, Rich	Released
9/4/2010	Owens, Rod	Released
9/4/2010	Robinson, Zac	Released
9/4/2010	Taylor, Chris	Released
9/4/2010	Ventrone, Ross	Released
9/4/2010	Welch, Thomas	Released
9/4/2010	Williams, Thomas	Released
9/4/2010	Willingham, DeAngelo	Released
9/4/2010	Woods, Pierre	Released
9/4/2010	McGowan, Brandon	Placed on Reserve/Injured (chest)
9/5/2010	Page, Jarrad	Acquired via trade (KC)
9/5/2010	White, Tracy	Acquired via trade (PHI)
9/5/2010	Maneri, Steve	Claimed off waivers from Houston
9/5/2010	McKenzie, Tyrone	Released
9/6/2010	Brown, Sergio	Signed to the practice squad
9/6/2010	Crabbe, Shawn	Signed to the practice squad
9/6/2010	Jenkins, Darnell	Signed to the practice squad
9/6/2010	Ohrnberger, Rich	Signed to the practice squad



# 2010 TRANSACTIONS

---

## SEPTEMBER, 2010

9/6/2010	James, Javarri	Signed to the practice squad
9/6/2010	Mastrud, Jeron	Signed to the practice squad
9/7/2010	Carter, Tony	Signed to the practice squad
9/7/2010	McKenzie, Tyrone	Signed to the practice squad
9/7/2010	Miller, Prince	Signed to the practice squad
9/7/2010	Mastrud, Jeron	Released from the practice squad
9/13/2010	Murrell, Marques	Released
9/14/2010	Maroney, Laurence	Traded to Denver
9/15/2010	Miller, Prince	Signed by Baltimore
9/18/2010	Woodhead, Danny	Signed
9/21/2010	Butler, Carson	Signed to the practice squad
9/22/2010	Faulk, Kevin	Placed on Reserve/Injured (knee)
9/25/2010	Crabble, Shawn	Signed from the practice squad
9/27/2010	Maneri, Steve	Released
9/29/2010	Ohrnberger, Rich	Signed from the practice squad
9/29/2010	Austin, Thomas	Signed to the practice squad
9/29/2010	Maneri, Steve	Signed to the practice squad
9/30/2010	Clayton, Thomas	Signed from the CLE practice squad
9/30/2010	Ojinnaka, Quinn	Released

## OCTOBER, 2010

10/5/2010	James, Javarri	Released from the practice squad
10/6/2010	Moss, Randy	Traded to Minnesota
10/7/2010	Ojinnaka, Quinn	Signed
10/7/2010	Ratliff, Brett	Signed to the practice squad
10/11/2010	Ratliff, Brett	Signed by Cleveland
10/12/2010	Branch, Deion	Acquired via trade (SEA)
10/12/2010	Kaczur, Nick	Placed on Reserve/Injured (back)
10/19/2010	Ventrone, Ross	Signed to the practice squad
10/23/2010	Brown, Sergio	Signed from the practice squad
10/23/2010	Clayton, Thomas	Released

## NOVEMBER, 2010

11/2/2010	Mankins, Logan	Reported to the team
11/3/2010	Crompton, Jonathan	Signed to the practice squad
11/3/2010	Washington, Lorenzo	Signed to the practice squad
11/3/2010	Jenkins, Darnell	Placed on practice squad/injured (knee)
11/6/2010	Mankins, Logan	Activated to the 53-man roster
11/6/2010	Wheatley, Terrence	Released
11/6/2010	McKenzie, Tyrone	Released from the practice squad
11/10/2010	Graham, Shayne	Signed
11/10/2010	Katula, Matt	Signed
11/10/2010	Turner, Thad	Signed to the practice squad
11/10/2010	Ingram, Jake	Released
11/10/2010	Gostkowski, Stephen	Placed on Reserve/Injured (thigh)
11/16/2010	Crabble, Shawn	Released
11/17/2010	Woods, Pierre	Signed

## DECEMBER, 2010

12/2/2010	Neal, Stephen	Placed on Reserve/Injured (shoulder)
12/2/2010	Clayton, Thomas	Claimed off waivers from Cleveland
12/3/2010	Moore, Eric	Signed
12/3/2010	Woods, Pierre	Released
12/10/2010	Jackson, Chevis	Signed



# UNOFFICIAL DEPTH CHART

Unofficial depth chart compiled by Patriots media relations, December 14, 2010

## OFFENSE

<b>WR:</b>	83 Wes Welker	84 Deion Branch	11 Julian Edelman
<b>LT:</b>	72 Matt Light	64 Mark LeVoi	
<b>LG:</b>	70 Logan Mankins	60 Rich Ohrnberger	
<b>C:</b>	67 Dan Koppen	62 Ryan Wendell	
<b>RG:</b>	63 Dan Connolly	69 Quinn Ojinnaka	
<b>RT:</b>	76 Sebastian Vollmer	64 Mark LeVoi	
<b>TE:</b>	82 Alge Crumpler	<u>87 Rob Gronkowski</u>	<u>85 Aaron Hernandez</u>
<b>WR:</b>	19 Brandon Tate	18 Matthew Slater	<u>17 Taylor Price</u>
<b>QB:</b>	12 Tom Brady	8 Brian Hoyer	
<b>RB:</b>	21 Fred Taylor	34 Sammy Morris	22 Thomas Clayton
<b>RB:</b>	42 BenJarvus Green-Ellis	39 Danny Woodhead	

## DEFENSE

<b>LE:</b>	92 Gerard Warren	97 Ron Brace	
<b>NT:</b>	75 Vince Wilfork	91 Myron Pryor	<u>74 Kyle Love</u>
<b>RE:</b>	99 Mike Wright	<u>71 Brandon Deaderick</u>	98 Eric Moore
<b>OLB:</b>	50 Rob Ninkovich	<u>52 Dane Fletcher</u>	
<b>ILB:</b>	51 Jerod Mayo	58 Tracy White	
<b>ILB:</b>	<u>55 Brandon Spikes</u>	59 Gary Guyton	
<b>OLB:</b>	<u>96 Jermaine Cunningham</u>	95 Tully Banta-Cain	
<b>LCB:</b>	<u>32 Devin McCourty</u>	24 Jonathan Wilhite	41 Chevis Jackson
<b>RCB:</b>	27 Kyle Arrington	28 Darius Butler	
<b>S:</b>	31 Brandon Meriweather	44 Jarrad Page	<u>38 Sergio Brown</u>
<b>S:</b>	25 Patrick Chung	36 James Sanders	

## SPECIAL TEAMS

<b>K:</b>	5 Shayne Graham	83 Wes Welker	
<b>P:</b>	<u>14 Zoltan Mesko</u>		
<b>H:</b>	<u>14 Zoltan Mesko</u>	8 Brian Hoyer	
<b>PR:</b>	11 Julian Edelman	19 Brandon Tate	
<b>KR:</b>	19 Brandon Tate	18 Matthew Slater	34 Sammy Morris
<b>LS:</b>	48 Matt Katula		

## PRONUNCIATION GUIDE

Brandon Deaderick	DEAD-er-rick	Jerod Mayo	je-ROD
Chevis Jackson	SHEV-is	Zoltan Mesko	ZOLE-tahn
Matt Katula	kuh-TOO-la	Quinn Ojinnaka	O-ja-NAH-ka
Dan Koppen	COPE-en	Jarrad Page	JAIR-ed
Mark LeVoi	la-VORE		