



MINNESOTA VIKINGS AT NEW ENGLAND PATRIOTS
SUNDAY, OCTOBER 31, 2010





MINNESOTA VIKINGS NEWS RELEASE

9520 VIKING DRIVE • EDEN PRAIRIE, MN 55344 • VIKINGS.COM

WEEK EIGHT - MINNESOTA VIKINGS (2-4) AT NEW ENGLAND PATRIOTS (5-1) SUNDAY, OCTOBER 31, 2010 - GILLETTE STADIUM - 3:15 P.M. - FOX



2010 VIKINGS SCHEDULE

PRESEASON

Date	Opponent	Time (CT)	TV
8/14 (Sat.)	at St. Louis	W 28-7	1-0
8/22 (Sun.)	at San Francisco	L 10-15	1-1
8/28 (Sat.)	SEATTLE	W 24-13	2-1
9/2 (Thurs.)	DENVER	W 31-24	3-1

REGULAR SEASON

Date	Opponent	Time (CT)	TV
9/9 (Thurs.)	at New Orleans	L 9-14	0-1
9/19 (Sun.)	MIAMI	L 10-14	0-2
9/26 (Sun.)	DETROIT	W 24-10	1-2
10/3 (Sun.)	Bye		
10/11 (Mon.)	at New York Jets	L 20-29	1-3
10/17 (Sun.)	DALLAS	W 24-21	2-3
10/24 (Sun.)	at Green Bay	L 24-28	2-4
10/31 (Sun.)	at New England	3:15 p.m.	FOX
11/7 (Sun.)	ARIZONA	Noon	FOX
11/14 (Sun.)	at Chicago	Noon	FOX
11/21 (Sun.)	GREEN BAY	Noon*	FOX
11/28 (Sun.)	at Washington	Noon*	FOX
12/5 (Sun.)	BUFFALO	Noon*	CBS
12/12 (Sun.)	NEW YORK GIANTS	Noon*	FOX
12/20 (Mon.)	CHICAGO	7:30 p.m.	ESPN
12/26 (Sun.)	at Philadelphia	Noon*	FOX
1/2 (Sun.)	at Detroit	Noon*	FOX

*Game time subject to change/flexible scheduling

All preseason and regular season games will be radio broadcast on KFAN/KTLK (AM 1130).

WEEKLY MEDIA SCHEDULE

Wednesday, October 27

- 10:15 a.m. - Conference Call - Wes Welker
- 10:30 a.m. - Conference Call - Bill Belichick
- 11:30 a.m.-12:15 p.m. - Open locker room
- 11:30 a.m. - Childress/Favre/Players available
- 12:30 p.m. - Practice (filming available at beginning)

Thursday, October 28

- 11:30 a.m.-12:15 p.m. - Open locker room
- 11:30 a.m. - Bevell/Frazier/Murphy/Players available
- 12:30 p.m. - Practice (filming available at beginning)

Friday, October 29

- 11:45 a.m. - Practice (filming available at beginning)
- 1:15-2:00 p.m. Open locker room

Saturday, October 30

No media access

Sunday, October 31

- 3:15 p.m. - Minnesota Vikings at New England Patriots

GAME SUMMARY



The **Minnesota Vikings** (2-4) will finish the team's stretch of three road games in four weeks this Sunday, October 31, against the **New England Patriots** (5-1). Kickoff at Gillette Stadium is set for 3:15 p.m. CT.

Sunday's game will be the Vikings ninth consecutive road game that will not start at noon central time (last noon road game was at Pittsburgh on 10/25/09). Of the Vikings first seven games in 2010, just two have been noon kickoffs.

The Vikings have a 4-6-0 all-time record against the Patriots. Minnesota is 2-2 against New England at home and 2-4 on the road. Head Coach **Brad Childress** has faced the Patriots just one time, a 31-7 loss in Childress' first year leading the Vikings (10/30/06).



BROADCAST COVERAGE

TELEVISION: FOX (Channel 9 in Minneapolis)

Play-by-Play: Thom Brennaman **Analyst:** Troy Aikman
Sideline Reporter: Pam Oliver



NATIONAL RADIO: Sports USA Radio

Play-by-Play: Larry Kahn **Analyst:** Ross Tucker
Sideline Reporter: Tony Graziani



KFAN-AM 1130/KTLK 100.3-FM

Play-by-Play: Paul Allen **Analyst:** Pete Bercich
Sideline Reporter: Greg Coleman

Pre-Game Show: Mike Mussman - 1:15 p.m. CT

KFAN and KTLK serve as the flagship stations for the 72-station, 5-state Vikings Radio Network.



WHAT TO WATCH FOR

- * This game will feature the NFL's highest scoring offense (New England - 29.5 ppg.) against the **Vikings #2 ranked defense in offensive points allowed** (95 offensive points allowed through six games).
- * Both the Vikings and the Patriots punters rank in the top three in the NFL for net average in 2010. Vikings P **Chris Kluwe** ranks second with a 41.8 net average while Patriots P **Zoltan Mesko** ranks third with a 40.3 net average.
- * WR **Randy Moss** needs just four receptions (currently has 947 for his career) to move into 8th place in NFL history for the most career receptions. He currently trails Andre Reed's 951.
- * If the Vikings win, it will be Head Coach **Brad Childress' 40th team victory** (including playoffs).
- * The Vikings have now **scored 20+ points in each of the last four games** after scoring just 19 points over the first two contests combined.

STATS OF THE WEEK

- * The Vikings-Patriots game will be **Minnesota's ninth consecutive road game (including playoffs) that hasn't started at noon**. The last time the Vikings played a noon road game was on 10/25/09 at Pittsburgh. Since then, the Vikings have played at Green Bay, Arizona, Carolina, Chicago, New Orleans (playoffs), New Orleans, New York and Green Bay - all of which were either night or afternoon games.
- * DE **Jared Allen** intercepted his third career pass last week against Green Bay and his second as a Viking, tying him for third in team history among defensive linemen.
- * QB **Brett Favre** started his 119th (90-29) game at Lambeau Field last week, breaking the NFL record for the most starts in a stadium. Favre was previously tied with John Elway at 118.
- * WR/KR **Percy Harvin** scored his first career rushing touchdown at Lambeau last week. He became only the fifth player in team history to score three different ways in a season (one rush, three pass and one kickoff return), and the first since 2005.
- * RB **Adrian Peterson** broke his own team record for most rushing yards through the first six games of any season (684; was 670). He is the first Vikings player to reach 600 yards three times after game six.
- * DT **Pat Williams** is the oldest active defensive player in the NFL (turned 38 on 10/24/10).

* Statistical assistance throughout the Vikings weekly release is provided by Nick Stamm & Stats, Inc.

CHILDRESS LEADS VIKINGS TO 2ND NORTH TITLE



NFL Head Coach: 5th Year
Overall NFL Experience: 13th Year
Coaching Experience: 33rd Year
Overall NFL Record: 39-34-0 (.534)
Regular Season: 38-32-0 (.542)
Postseason: 1-2 (.333)
Record with MIN: 39-34-0 (.534)
Record vs. NE: 0-1 (.000)

In his 33rd year of coaching and his 13th on an NFL sideline, Head Coach **Brad Childress** is in his fifth season as the leader of the Vikings in 2010. Last season, Childress led the 2009 team to a 12-4 regular season record and a 2nd-consecutive NFC North Championship, marking the first time since 1977-78 the Vikings have won back-to-back division titles. Childress capped the season with an appearance in the NFC Championship game, the Vikings first in 10 years.

Childress' 12 wins in 2009 tied as the second-most in team history. His teams have now improved by two wins in each of the last four years, finishing 6-10 in '06, 8-8 in '07, 10-6 in '08 and 12-4 in '09. This year's 12 victories marked Minnesota's second 10+ win season in nine years, while the 2009 NFC North title was the Vikings second since the NFC Central was realigned in 2002 and the team's third division title since 2000. The Vikings 22 wins over the last two years are the most in the NFC (second-most in the NFL).

For Childress, the 2009 division title was his sixth in the past nine seasons, dating back to 2001 with Philadelphia, and the 2009 playoffs were his seventh playoff appearance since 2000. In his past 10 NFL seasons, Childress has been part of teams that have suffered just 2 losing seasons.

Vikings Boast Prolific Offense in 2009

The Vikings success in 2009 began with an offseason that saw the addition of several players, including 19-year veteran QB **Brett Favre**, who joined the team on Tuesday, August 18. Favre, who turned 40 on October 10, put together the best statistical season of his storied career as he completed 363 of his 531 passes (68.4%) for 4,202 yards and 33 TDs. He threw just 7 INTs on the season, tied for the lowest in the NFL and for his career, and his 107.2 passer rating was also a career-high and the 2nd-highest in the NFL.

With Favre at the helm, the Vikings offense racked up an average of 379.6 yards per game, the 5th-highest total in the NFL. The unit scored 447 of the team's 470 total points, both which ranked 2nd behind New Orleans (448 and 510). The Vikings led the league with 34 passing TDs, while RB **Adrian Peterson** led the NFL with 18 rushing scores. Peterson also finished 5th with 1,383 yards, continuing Childress' emphasis on a strong running game. His Vikings squads have consistently boasted one of the most productive rushing attacks in the NFL with the 4th-best rushing yards-per-game average (136.1) in the NFL since 2006 and the 6th-most TDs (68) on the ground during that time.

Since taking over in 2006, Childress has preached the importance of ball security, and in 2009, the Vikings turned the ball over just 18 times, the 3rd-lowest total in the league. The team's 7 INTs were the least in the NFL, and the +6 turnover differential was tied as the 8th-best.

Capitalizing on their opportunities, the Vikings offense scored 99 points following opponents' 24 turnovers, the 2nd-most offensive points scored off takeaways. The team was also efficient in the red zone, scoring 350 points, the most in the NFL. The Vikings scored TDs 62.3% of the time when reaching the opponents' 20-yard line, the 3rd-highest percentage on the season.

Along with the massive yards and points, the offensive unit also kept the Vikings defense off the field, controlling the clock for an average of 32 minutes and 40 seconds per game, the 3rd-best in the NFL.

Vikings Defense Ranked 6th in 2009

On defense Minnesota maintained its ranking from 2008, finishing 6th overall and marking the first time since 1993-94 the Vikings have had consecutive top-10 defenses. The Vikings, who established an NFL standard by becoming the only team since the 1970 AFL-NFL merger to rank #1 against the run for 3 consecutive seasons (2006-08), once again stifled opponents on the ground in 2009. Despite losing their #1 ranking for the first time in 4 years, the Vikings finished #2 in rush defense, allowing just 3.8 more yards per game than the Green Bay Packers. The team has now allowed just 4,794 rushing yards since 2006, an NFL-best average of 74.9 yards per game. Opponents are averaging just 3.3 yards per carry over the last 4 seasons and have scored

just 31 rushing TDs during that time. Perhaps even more impressive than the rush defense, however, was the Vikings league-leading 48 sacks on the year, the 5th-highest single season total in team history. DE **Jared Allen** became just the 2nd player in NFL history (Reggie White) to notch at least 14 sacks in 3 consecutive seasons, as he led the team with 14.5 sacks. His counterpart, DE **Ray Edwards**, had a breakout season, finishing with a career-high 8.5 sacks and setting a team playoff record with his 3.0 sacks vs. Dallas. The Vikings have now notched 131 sacks over the last 3 years, the 3rd-most of all teams during that time.

On the season, Minnesota held opponents to 60 3-and-out drives on 188 defensive series, or 31.9% of opponents' possessions, the 2nd-highest percentage in the NFL. The Vikings 60 forced 3-and-outs were tied for the 2nd-most of any team. The defensive unit was also great at preventing teams from extending drives, tying for the NFL lead by allowing just 69 3rd-down conversions. The team also gave up just 19 drives of 10 or more plays, the 2nd-fewest in the league.

While the Vikings offense protected the ball in 2009, the Vikings defense recovered 13 opponents' fumbles, tied for the 6th-most in the NFL. One of the fumbles Allen returned 52 yards for a TD, moving the team's defensive touchdowns under Childress to 16 (9 interceptions and 7 fumble recoveries).

Special Teams Shows Significant Improvement

After struggling during the 2008 season, the Vikings special teams unit bounced back in '09, giving up just one return for a TD while scoring 2 in the return game. Rookie WR/KR **Percy Harvin** finished 4th in the NFL with a 27.5 yard kickoff return average, setting a Vikings record as the first player to return 2 kickoffs for TDs in both a single season and a career. His 27.5 yard average ranked as the 2nd-highest in team history.

One of the most accurate kickers in the history of the NFL, K **Ryan Longwell** put together one of his best seasons, connecting on 92.9% of his FGs (26-of-28), the 2nd-highest average in the league, and scoring 132 points on the year, the 3rd-most. While Longwell's streak of 16 consecutive FGs made was broken in December, he climbed into 16th place in NFL history with 322 FGs made. Since joining the Vikings, he has made 72-of-75 FGs (96.0%) from inside 45 yards, with 2 of his 3 misses being blocked.

Vikings Continue to Build Roster

In 2009, the Vikings continued to build the team's roster for long-term success, adding key elements through free agency and the draft. All five of the team's 2009 draft choices made the 53-man roster and started at least one game. The team watched 10 players earn Pro Bowl honors, the most of any NFL team, and four players were named 1st-Team Associated Press All-Pro. Six players were named NFC Players of the Week in '09, moving the total under Childress to 12 players earning 17 honors in the last four seasons. Of those 12, 11 joined the Vikings via free agency or the draft since Childress came to the team, while 6 of this year's 10 Pro Bowlers also joined the team since '06.

The Vikings ability to add key elements through free agency, trades and the draft while keeping solid team chemistry has been a fundamental principle under Childress' leadership. Finding players whose talents fit the team-first philosophy and whose work ethic matches that of their teammates has helped build a roster that is single-minded and accountable to one another. Childress has been instrumental in bringing in explosive players such as **Jared Allen**, **Brett Favre**, **Bernard Berrian** and others via free agency while drafting the likes of **Adrian Peterson**, **Percy Harvin** and **Chad Greenway**. Under Childress, the Vikings have also re-signed instrumental players like **Kevin Williams**, **E.J. Henderson** and **Antoine Winfield**.



CHILDRESS' COACHING HISTORY

2006-present.....	Minnesota Vikings	Head Coach
2002-05	Philadelphia Eagles.....	Offensive Coordinator
1999-01	Philadelphia Eagles.....	Quarterbacks
1991-98	Wisconsin.....	Offensive Coordinator/QBs/RBs
1990.....	Utah.....	Wide Receivers
1986-89	Northern Arizona	Offensive Coordinator
1985.....	Indianapolis Colts.....	QBs/Quality Control
1978-84	Illinois.....	Running Backs/Wide Receivers

BELICHICK LEADS THE PATRIOTS



NFL Head Coach: 16th Season
Overall NFL Experience: 35th Season
Coaching Experience: 35th Season
Overall NFL Record: 153-90 (.630)
Regular Season: 138-86 (.616)
Postseason: 15-4 (.789)
Record with NE: 116-45 (.720)
Record vs. MIN: 2-1
College: Wesleyan University

Bill Belichick is in his 35th season as an NFL coach and is the only head coach in NFL history to win three Super Bowl championships in a four-year span. In his nine seasons as Patriots head coach, Belichick has won 116 games - which is already more than any other head coach in NFL history through his first 10 seasons with a team.

Belichick was hired by Chairman and CEO Robert Kraft on Jan. 27, 2000 and is in his 10th season as Patriots head coach. Through nine seasons, Belichick has delivered three Super Bowl championships, four conference titles, six division crowns and 14 playoff victories, while posting an overall record of 116-45. Belichick directed the Patriots to victories in Super Bowls XXXVI (2001), XXXVIII (2003) and XXXIX (2004), and in 2007 he became the first NFL head coach to guide his team to a 16-0 regular season.

Despite an NFL system designed to ensure parity, Belichick's program has produced a remarkable run of sustained success. From 2001-08, the Patriots won 75.8 percent of their regular-season games (97-31), recording the highest winning percentage of any major American professional sports team over that span. Over a 100-game stretch from 2003-08, Belichick directed the team to an 82-18 record - the best record in any 100-game span in NFL history. Belichick has led the Patriots to a winning record (nine or more victories) in each of the last eight seasons, making the Patriots the only NFL franchise to accomplish that feat from 2001-08. For five straight seasons from 2003-07, Belichick's teams won the AFC East title and advanced in the playoffs each year, with the Patriots' five straight years of playoff advancement tying the second longest streak in NFL history.

Belichick's accomplishments have placed him among the elite coaches in NFL history. He owns a career record of 153-90 as a head coach, and his career winning percentage of .630 ranks fourth in NFL history among coaches with 150 or more wins, trailing only George Halas (.682), Don Shula (.666) and Curly Lambeau (.631). Belichick has compiled a career playoff record of 15-4, with his .789 playoff winning percentage placing second in NFL history behind Vince Lombardi (9-1, .900). Belichick's 15 career playoff wins ranks fifth all-time.

Belichick's teams have relied on a versatile and deep roster, consistently overcoming injuries and setbacks while using contributions from the entire team to perform at a high level. Since 2001, New England has used an average of 40 different starters per season and set NFL records for most starters by a Super Bowl champion (42 in 2003) and most starters by a division champion (45 in 2005) in a 16-game season. In 2007, the Patriots tied an NFL record with 21 different players scoring touchdowns. In 2008, the Patriots went 11-5 despite placing a team-record 14 players on injured reserve (the 1993 Collective Bargaining Agreement established the current injured reserve rule), including quarterback Tom Brady, who suffered a season ending injury in the first quarter of the season's first game.

BELICHICK'S COACHING BACKGROUND

2000-Present	New England Patriots	Head Coach
1997-99	New York Jets	Asst. Head Coach/Secondary
1996	New England Patriots	Asst. Head Coach/Secondary
1991-95	Cleveland Browns	Head Coach
1989-90	New York Giants	Defensive Coordinator/Secondary
1985-88	New York Giants	Defensive Coordinator
1983-84	New York Giants	Linebackers
1981-82	New York Giants	Special Teams/Linebackers
1979-80	New York Giants	Special Teams
1978	Denver Broncos	Asst. Special Teams/Asst. to Def.
1977	Detroit Lions	Asst. Special Teams/TEs/WRs
1976	Detroit Lions	Assistant Special Teams
1975	Baltimore Colts	Special Assistant

VIKINGS-PATRIOTS PROMINENT CONNECTIONS

VIKINGS - PATRIOTS CONNECTIONS

- Vikings WR Randy Moss played for New England from 2007 up until being traded to the Vikings on October 6, 2010.
- Patriots wide receivers coach Chad O'Shea was the Vikings offensive assistant/wide receivers coach from 2006-08.
- Patriots senior football advisor Floyd Reese served as the Vikings linebackers/special teams coach from 1979-83, defensive coordinator in 1984, and linebackers coach in 1985.
- WR Greg Lewis came to the Vikings following his release from New England after the preseason, and signed with the Vikings on 9/10/09.
- Former Vikings assistant coach and the late Foge Fazio was drafted by the Boston Patriots in 1960.

LOCAL CONNECTIONS

- Patriots offensive tackle Mark LaVoor attended high school in Eden Prairie, Minnesota.
- Vikings Assistant Special Teams Coach Chris White had his first full time coaching role as the assistant QBs coach for the College of Holy Cross (Mass.) from 1993-94.

NFL CONNECTIONS

- Patriots linebacker Derrick Burgess played in Philadelphia from 2001-04 while Vikings head coach Brad Childress coached there. Vikings defensive coordinator Leslie Frazier was also in Philadelphia with Burgess from 2001-02.

COLLEGE CONNECTIONS

- Vikings WR Bernard Berrian played at Fresno State University with Patriots G Logan Mankins and S James Sanders.
- Vikings WR Percy Harvin played at the University of Florida with Patriots DE Jermaine Cunningham, TE Aaron Hernandez and MLB Brandon Spikes.
- Vikings G Steve Hutchinson played with Patriots QB Tom Brady at the University of Michigan, where they won a Big Ten title during the 1998 season together.
- Vikings P Chris Kluwe played at UCLA with Patriots S Jarrad Page and WR Matthew Slater.
- Vikings C John Sullivan and Patriots T Mark LaVoor played on the offensive line together at Notre Dame.
- Vikings S Jamarca Sanford played at Mississippi with Patriots RB BenJarvus Green-Ellis.
- Vikings T Bryant McKinnie played at the University of Miami (Fla.) with Patriots DL Vince Wilfork.

FROM THE LOCKER ROOM - 10/24/10

DE Jared Allen

(on losing another close game)

This year things haven't been falling our way. We almost win, we almost do really well, but we have got to find a way to turn almost into getting it done. We had opportunities to win the game and we didn't make them. They had opportunities to win the game and they obviously did it. We had a lead at half and obviously if we don't let them score it's a different ball game. We're a team of almos

QB Brett Favre

(on where Minnesota goes from here)

I think we have the character, leadership and the talent to turn this around. Up to this point, I don't think you can say anything about effort. We knew coming in that it would be a tough schedule, but we have had every opportunity to win every game that we have played in. The division is wide open. We took a step back tonight and Green Bay took a step ahead.

RB Adrian Peterson

(on his second half performance)

We were able to move the ball in the run game. The offensive line was playing really well and giving me some creases and holes. Like I said, we put ourselves in position to win the game but we just fell short.

TE Visanthe Shiancoe

(on the loss)

It was a dogfight. That's what happens in divisional games. We're going to play each other tough and play with a little extra. We're going to go home beat. We put everything forth. We've got to leave this game behind us now and just look forward.

VIKINGS-PATRIOTS GAME INFORMATION



VIKINGS PERFORMANCES VS. PATRIOTS

Jared Allen	2 games, 5 tackles, 2.0 sacks
Brett Favre	7 games, 129-209, 61.2%, 1438 yards, 12 TD, 81t long
E.J. Henderson	1 game, 8 tackles, 1 sack
Ryan Longwell	3 games, 9-9 PATs
Randy Moss	3 games, 15 receptions, 242 yards, 73t long, 1 TD, 16.1 avg
Adrian Peterson	Has not played New England
Pat Williams	13 games, 51 tackles, 1.0 sack, 1 PD
Antoine Winfield	9 games, 32 tackles, 1 INT, 1 FR, 3 PD

VIKINGS BIG DAYS VS. PATRIOTS

- * QB **Brett Favre** had considerably the biggest day of his career (1/26/97) against the New England Patriots, winning Super Bowl XXXI in the Louisiana Superdome, by a score of 35-21. Favre had three touchdowns in the game, 1 rushing and 2 passing, and gave Green Bay their first Super Bowl victory since 1967.
- * **Favre** had another big day against the Patriots the following season in a Super Bowl rematch (10/27/97), as he threw for 239 yards and three touchdowns, completing 23-of-34 passes for a 67.6 completion percentage.
- * In 2002, **Favre** threw for another three touchdowns against the Patriots (10/13/02), in another resounding win. Throwing for 147 yards, Favre completed 17-of-27 passes and threw zero interceptions for the contest.
- * WR **Greg Lewis** had four receptions for 88 yards against New England (11/25/07) as a member of the Philadelphia Eagles
- * **Lewis** had another solid game against the Patriots (2/6/05), with 4 receptions and 53 yards with a long catch of 30 yards for a touchdown.
- * WR **Greg Camarillo** caught 6 passes for 75 yards, with 12.5 yards average per catch, and 1 touchdown against New England (11/23/08). Camarillo had a long catch of 20 yards.
- * Prior to becoming a New England Patriot, in 2005 WR **Randy Moss** had 5 catches for 130 yards against his now former team. Moss a 73-yard touchdown catch had a long catch of 73 yards which resulted in a touchdown in a losing effort with the Oakland Raiders.
- * CB **Antoine Winfield** had an extremely active day (11/11/01) against the Patriots in 2001, recording two tackles, one interception, one fumble recovery and one pass deflection. Despite his efforts Winfield and the Buffalo Bills would lose to New England.
- * As a member of the Buffalo Bills, DT **Pat Williams** in his third year in the NFL, had 5 solo tackles and 1 assisted tackle, along with a sack for a loss of 6 yards against New England (12/26/99).

VIKINGS VS. AFC/AFC EAST

- * The Vikings currently hold a 75-74-0 record in 149 all-time regular season games against the AFC.
- * The Vikings are 16-25 against the AFC East all-time.
- * The Vikings are 0-2 against the AFC East in 2010.
- * The Vikings are 4-6 against the New England Patriots all time, including 2-2 at home and 2-4 on the road.

VIKINGS VS. PATRIOTS SERIES NOTES

- * The all time series between the Vikings and the Patriots stands in a 6-4 New England advantage, with the Patriots winning two of the last three.
- * The last time these two teams met was at Mall of America Field inside the HHH Metrodome on 10/31/06, a 31-7 Vikings loss.
- * The Vikings hold a 2-4 record against the Patriots on the road, with the last road win coming in 2000, as Minnesota took home a 21-13 win.
- * The Patriots currently hold a two-game win streak, dating back to 2002. The longest win streak in the series is two games for both teams.
- * Two of the 10 games between the Patriots and Vikings have gone into overtime, both Patriot wins (1991 and 1994).
- * Despite the Vikings trailing two games in the all-time series between the Patriots, Minnesota holds a scoring edge, having outscored New England 219-202 throughout the 10 games they have played since 1970.
- * The Patriots and Vikings played a unique game to open the 1971 pre-season, squaring off at Minneapolis' Parade Stadium on 8/8/71. The game was born as a fundraising effort for the University of Minnesota's Williams Scholarship Fund.
- * The series between the teams has included some remarkable moments and team records. In a 1991 game at New England, QB Rich Gannon set the Vikings record for passing attempts in a game when he dropped back 61 times. RB Rickey Young caught 15 passes, the most in a single game by a Viking, in a 1979 game at New England.
- * The teams have also shared some famous alums. The Vikings traded Chuck Foreman to the Patriots for the 1980 season and former Vikings QB Rich Gannon was drafted by the Patriots in the 4th round of the 1987 Draft before trading him to the Vikings for a pair of draft picks.
- * WR **Randy Moss's** first NFL game was a preseason game at the old Foxboro Stadium

NFL WEEK EIGHT SCHEDULE

Sunday, October 31

Miami at Cincinnati.....	Noon
Jacksonville at Dallas.....	Noon
Washington at Detroit	Noon
Buffalo at Kansas City.....	Noon
Green Bay at N.Y. Jets.....	Noon
Carolina at St. Louis	Noon
Denver at San Francisco.....	Noon
Tennessee at San Diego	Noon
Minnesota at New England.....	3:15 p.m.
Seattle at Oakland.....	3:15 p.m.
Tampa Bay at Arizona	3:15 p.m.
Pittsburgh at New Orleans.....	7:20 p.m.

Monday, November 1

Houston at Indianapolis.....	7:30 p.m.
------------------------------	-----------

Bye: Denver, Jacksonville, St. Louis, San Francisco, Tennessee, Washington

MINNESOTA VIKINGS

VIKINGS-PATRIOTS GAME INFORMATION



2010 INDIVIDUAL LEADERS

Qualifying players only
(Rankings are prior to Monday Night Football)

2010 Minnesota Vikings

Category	Player	Total	NFC Rank	NFL Rank
Scoring	Harvin	30	19t	43t
Passing Yds.	Favre	1,191	13	21
Passing TDs	Favre	7	19	21t
Passer Rating	Favre	68.0	14	30
Completion Pct.	Favre	58.1	12	25
Rushing Att.	Peterson	140	2	3
Rushing Yds.	Peterson	684	1	1
Rushing TDs	Peterson	5	1t	4t
Receptions	Harvin	25	27	49t
Receiving Yds.	Moss-NE/MIN	305	25	54
Receiving TDs	Moss -NE/MIN	5	3t	6t
Interceptions	E.J. Henderson	2	10t	13t
Fumble Rec.	Three players	1	13t	24t
Sacks	Edwards	1.5	46t	90t
FGs Made	Longwell	5	15t	31t
FG Pct.	Longwell	100.0	DNQ	DNQ
Punting Net Avg.	Kluwe	41.8	1	2
Punt Ret. Avg.	Camarillo	7.8	9	19
KO Ret. Avg.	Harvin	27.2	6	9

2010 New England Patriots

Category	Player	Total	AFC Rank	NFL Rank
Scoring	Gostkowski	51	6	9
Passing Yds.	Brady	1,362	8	17
Passing TDs	Brady	11	3t	6t
Passer Rating	Brady	96.0	5	5
Completion Pct.	Brady	66.2	2	4
Rushing Att.	Green-Ellis	68	16t	30t
Rushing Yds.	Green-Ellis	259	18	33
Rushing TDs	Green-Ellis	4	7t	9t
Receptions	Welker	37	7t	12t
Receiving Yds.	Hernandez	355	17t	31
Receiving TDs	Welker/Gronkowski	3	13t	22t
Interceptions	Chung/Ninkovich	2	4t	13t
Fumble Rec.	Ninkovich	2	2t	3t
Sacks	Wright	3.0	20t	35t
FGs Made	Gostkowski	10	9t	15t
FG Pct.	Gostkowski	76.9	14	23
Punting Net Avg	Mesko	43.0	2	3
Punt Ret. Avg.	Edelman	13.2	DNQ	DNQ
KO Ret. Avg.	Tate	31.7	2	3

VIKINGS-PATRIOTS SERIES BY THE NUMBERS

Record vs. Patriots	4-6-0
Last regular season game	Patriots 31, Vikings 7 (2006)
Vikings largest winning margin	30; Vikings 36, Patriots 6 (1988)
Patriots largest winning margin	24; Patriots 31, Vikings 7 (2006)
Current series steak	Patriots 2
Vikings longest winning streak	2; (1997-2000)
Patriots longest winning streak	2; 3 Times ('74-'79, '91-'94, '02-'06)
Most Points by, Vikings	36 (1988)
Most points, Patriots	31 (2006)
Most points by both teams	50; Patriots 27, Vikings 23 (1979)
Fewest Points, Vikings	7 (2006)
Fewest points, Patriots	6 (1988)
Fewest Points, both teams	31 (1974)

VIKINGS MEDIA-ONLY FTP SITE

For instructions on how to access the Vikings media-only FTP site, which contains transcripts, headshots, press conference audio files and other valuable media information, please visit page 61 of this game release.

2010 STATISTICAL SNAPSHOT

(2010 NFL ranking prior to Monday Night Football)

Vikings

Patriots

2-4	Record	5-1
111 (27t)	Total Points Scored	177 (3t)
18.5 (24t)	Points Per Game	29.5 (1)
104 (24t)	Offensive Points Scored	142 (12)
106 (26)	First Downs	122 (16)
318.5 (20)	Total Offense Per Game	325.0 (19)
5.21 (19)	Avg. Yards Per Play	5.26 (15)
136.2 (7)	Net Rushing Yards Per Game	111.2 (14)
182.3 (24)	Net Passing Yards Per Game	243.3 (10)
10/131 (27t)	Had Intercepted/Yards Returned	4/12 (5t)
15 (25)	Total Giveaways	6 (3)
14/97 (14t)	Sacks Allowed/Yards Lost	12/79 (11t)
29:49 (18)	Possession Average	27:59 (28)
40.5 (13)	Third Down Efficiency	45.2 (4)
42.9 (21)	Fourth Down Efficiency	50.0 (11t)
50.0 (18t)	Red Zone TD Efficiency	52.0 (16)
19.3 (11)	Opp. Points Per Game	22.7 (23)
95 (2)	Total Offensive Points Allowed	129 (21t)
103 (5)	Opp. First Downs	135 (25t)
308.3 (7)	Opp. Total Offense Per Game	379.7 (29)
5.04 (11)	Opp. Avg. Yards Per Play	5.64 (24)
99.2 (11)	Opp. Net Rushing Yards Per Game	97.7 (9)
209.2 (13)	Opp. Net Passing Yards Per Game	282.0 (30)
47.1 (13t)	Opp. Red Zone TD Efficiency	58.8 (22)
6/33 (18t)	Defensive Interceptions/Yards	8/137 (8t)
6/39 (30t)	Defensive Sacks/Yards	12/61 (18t)
-6 (27t)	Turnover Ratio	+6 (5t)
28/43.7 (2)	Punts/Net Punting Avg.	20/40.3 (3)
44/340 (21t)	Penalties/Yards	35/304 (9t)

THIS WEEK'S "THINGS TO KEEP AN EYE ON"

- QB **Brett Favre** can take sole possession of 2nd place in team history for the most passing touchdowns in the first two years on the team. Favre is currently tied with Randall Cunningham and Fran Tarkenton for 2nd with 40 passing TDs as a Viking. Warren Moon holds the team record with 51 passing TDs in his first two years in Minnesota.
- * G **Steve Hutchinson** will move into sole possession of 3rd place for the most consecutive starts among Vikings guards. Hutchinson is currently tied with David Dixon for 3rd place with 69 consecutive starts.
- * With four receptions, WR **Randy Moss** can move into 8th place in NFL history for the most career receptions. Moss currently has 947 career catches and trails Andre Reed's 951.
- * With one rushing TD, RB **Adrian Peterson** can break into the NFL's top 10 for the most rushing TDs through the first four seasons. Peterson currently has 45 TDs for his career and Shaun Alexander ranks 10th with 46.
- * With a rushing TD, **Peterson** can move into sole possession of 4th place in team history for career games with a rushing TD. He currently is tied with Robert Smith with 30 career games with a rushing TD.
- * With two rushing TDs, **Peterson** can move into a 9th place tie for the most rushing TDs in the first four NFL seasons. Larry's Johnson's 47 from 2003-06 currently ranks 9th.
- * With 149 rushing yards, **Peterson** can surpass Walter Payton and move into 9th place in NFL history for the most rushing yards in the first four NFL seasons.
- * With 10 rushing attempts, **Peterson** can break into the top 20 in NFL history for the most rushing attempts in the first four seasons. Peterson currently has 1,055 attempts, which trails Thurman Thomas' 1,064 for 20th place. With 11 attempts, Peterson can surpass Marshall Faulk (1,065) for 19th place, with 19 attempts he can surpass Corey Dillon (1,073) for 18th place and with 27 attempts, he will surpass Marcus Allen (1,081) for 17th place.

MINNESOTA VIKINGS

VIKINGS-PATRIOTS GAME INFORMATION



BEST PERFORMANCES VS. PATRIOTS

MOST RUSHING YARDS BY VIKINGS VS. PATRIOTS

Robert Smith at New England, 9/17/00.....	91
Rickey Young at New England, 12/16/79.....	80
Terry Allen at New England, 11/13/94.....	75

LONGEST RUSHES BY VIKINGS VS. PATRIOTS

Darrin Nelson at New England, 10/20/91.....	27
Michael Bennett at New England, 11/24/02.....	21

MOST RECEPTIONS BY VIKINGS VS. PATRIOTS

Rickey Young at New England, 12/16/79.....	15
Cris Carter at New England, 10/20/91.....	10
Anthony Carter at New England, 10/20/91.....	9

MOST RECEIVING YARDS BY VIKINGS VS. PATRIOTS

John Henderson at Boston, 12/13/70.....	137
John Gilliam vs. New England, 10/27/74.....	117
Cris Carter vs. New England, 11/2/97.....	116
Rickey Young at New England, 12/16/79.....	116

LONGEST RECEPTIONS BY VIKINGS VS. PATRIOTS

Qadry Ismail at New England, 11/13/94.....	65t
John Henderson at Boston, 12/13/70.....	50t
Mewelde Moore vs. New England, 10/30/06.....	50

MOST PASSING YARDS BY VIKINGS VS. PATRIOTS

Warren Moon at New England, 11/13/94.....	349
Rich Gannon at New England, 10/20/91.....	317
Tommy Kramer at New England, 12/16/79.....	308

MOST PASSING ATTEMPTS BY VIKINGS VS. PATRIOTS

Rich Gannon at New England, 10/20/91.....	63
Tommy Kramer at New England, 12/16/79.....	61

MOST PASSING COMPLETIONS BY VIKINGS VS. PATRIOTS

Tommy Kramer at New England, 12/16/79.....	35
Rich Gannon at New England, 10/20/91.....	35
Warren Moon at New England, 11/13/94.....	26

MOST PASSING TDs BY VIKINGS VS. PATRIOTS

Daunte Culpepper at New England, 11/24/02.....	2
Daunte Culpepper at New England, 9/17/00.....	2
Bob Lee at Boston, 12/13/70.....	2

MOST TACKLES BY VIKINGS VS. PATRIOTS

Mike Merriweather at New England, 10/20/91.....	15
Jack Del Rio at New England, 11/13/94.....	15
Greg Biekert at New England, 11/24/02.....	14
E.J. Henderson vs. New England, 10/30/06.....	14

MOST QB SACKS BY VIKINGS VS. PATRIOTS

Henry Thomas at New England, 10/20/91.....	3.0
Chris Hovan at New England, 11/24/02.....	2.0
Duane Clemons vs. New England, 11/2/97.....	2.0

MOST INTERCEPTIONS BY VIKINGS VS. PATRIOTS

Ed Sharockman at Boston, 12/13/70.....	3
--	---

LONGEST INTERCEPTION RETURN BY VIKINGS VS. PATRIOTS

Darrell Fullington vs. New England, 9/11/88.....	40
--	----

FIELD GOALS BY VIKINGS VS. PATRIOTS

Eddie Murray vs. New England, 11/2/97.....	3
Fuad Reveiz at New England, 10/20/91.....	3

LONGEST KICKOFF RETURN BY VIKINGS VS. PATRIOTS

Moe Williams vs. New England, 11/2/97.....	74
--	----

LONGEST PUNT RETURNS BY VIKINGS VS. PATRIOTS

Mewelde Moore vs. New England, 10/30/06.....	71t
--	-----

VIKINGS-PATRIOTS ALL-TIME

VIKINGS VS. PATRIOTS

Won 4-6

Home 2-2, Away 2-4

Year	Home/Away	Result
1970.....	New England.....	W 35-14
1974.....	Minnesota.....	L 14-17
1979.....	New England.....	L 23-27
1988.....	Minnesota.....	W 36-6
1991.....	New England.....	L 23-26 (OT)
1994.....	New England.....	L 20-26 (OT)
1997.....	Minnesota.....	W 23-18
2000.....	New England.....	W 21-13
2002.....	New England.....	L 17-24
2006.....	Minnesota.....	L 7-31

* Head Coach **Brad Childress** is 0-1 against the Patriots.

* Despite the Vikings trailing two games in the all-time series between the Patriots, Minnesota holds a scoring edge, having outscored New England 219-202 throughout the 10 games they have played since 1970.

* The Patriots and Vikings played a unique game to open the 1971 pre-season, squaring off at Minneapolis' Parade Stadium on 8/8/71. The game was born as a fundraising effort for the University of Minnesota's Williams Scholarship Fund.

A WIN WOULD...

- * Give the Vikings a 3-4 record on the 2010 season.
- * Improve the Vikings record against the AFC to 1-2 in 2010.
- * Give the Vikings their 25th win since 2008. The Vikings are 24-14 in the last three seasons.
- * Give the Vikings a 5-6-0 all-time record against the Patriots.
- * Give the Vikings their first win against the Patriots since 2000.
- * Give **Childress** his 40th win as coach of the Vikings (including playoffs).

LAST WEEK'S INACTIVES

14.....	Joe Webb.....	Quarterback
19.....	Hank Baskett.....	Wide Receiver
29.....	Lito Sheppard.....	Cornerback
34.....	Albert Young.....	Running Back
39.....	Husain Abdullah.....	Safety
50.....	Erin Henderson.....	Linebacker
72.....	Chris DeGeare.....	Guard
90.....	Fred Evans.....	Defensive Tackle

SELLOUT STREAK CONTINUES

The Vikings currently have a **sellout streak of 131 preseason, regular season and postseason games at Mall of America Field**. The team's sellout streak dates back to the beginning of the 1998 season.

The Vikings now have a combined record of 154-80-0 (.657) all-time at Mall of America Field, which includes a 7-5 mark in postseason games.



AT THE HUBERT H. HUMPHREY METRODOME

MINNESOTA VIKINGS



2010 BY THE NUMBERS

3

Consecutive seasons DE **Jared Allen** has finished with at least 14.5 sacks. Allen is only the 2nd player in NFL history to have three straight seasons of at least 14 sacks. Allen has 1.0 sack in 2010.

3

Career kickoff returns for touchdowns for WR/KR **Percy Harvin**. Harvin is the only Vikings player in team history to have more than one kickoff return for a TD. Harvin and Josh Cribbs are the only players in the NFL to have three kickoff returns for TDs in the last two years.

3

Consecutive seasons RB **Adrian Peterson** has rushed for 1,000+ yards (2007-09) Peterson currently has 684 yards through the first six games.

9

Consecutive road games for the Vikings without a noon start. The last noon start on the road came at Pittsburgh on 10/25/09.

11

Touchdowns the Vikings defense has given up through six games.

16

Vikings regular season wins in 19 games at Mall of America Field from 2008-10, including 8-0 in '09. The Vikings are 2-1 at home in 2010.

24

Regular season wins for the Vikings since the beginning of the 2008 season. The Vikings are 24-14 over the last two-plus years.

41.8

Net punting average for P **Chris Kluwe** in 2010. Kluwe ranks 2nd in the NFL.

92

Touchdown receptions by WR **Randy Moss** as a Viking. Moss ranks 2nd in Vikings annals behind Cris Carter's 110.

95

Offensive points the Vikings have given up, the 2nd-lowest in the NFL.

101

Field goals made for K **Ryan Longwell** as a Viking. Longwell is only the 4th player in team history to make 100 field goals.

131

Consecutive sellouts at Mall of America Field.

153

Touchdown receptions for WR **Randy Moss** since entering the league in 1998. Moss ranks 2nd to only Jerry Rice (197).

504

Career touchdown passes by QB **Brett Favre**. Favre became the first player in NFL history to throw for 500 TDs.

684

Rushing yards for RB **Adrian Peterson**, who currently ranks 1st in the NFL.

947

Career receptions for WR **Randy Moss**. Moss ranks 9th in NFL history for the most catches.

5,168

Career rushing yards for RB **Adrian Peterson** in less than three and a half seasons. Peterson tied for the 5th-fastest player in NFL history and broke a team record for games needed to reach 5,000 yards (51).

70,520

Career passing yards for QB **Brett Favre**. He is the first NFL player to reach 70,000 passing yards.

LAST WEEK

In a week seven border battle between the Minnesota Vikings and Green Bay Packers, the game came down to a last-second heave into the end zone by Vikings QB Brett Favre. The pass from Favre to WR Randy Moss would be too high, and the Vikings would suffer their fourth loss of the season, 24-28. Minnesota now holds a 2-4 record and will try to get back on track as they travel to face the 5-1 New England Patriots this week (10/31).

Brett Favre's return to Lambeau Field set an NFL record for most starts in one stadium (119), surpassing John Elway's 118 starts at Mile High Stadium. Favre struggled, however, throwing three interceptions, two of which resulted in 14 Packers points.

With the Vikings up 17-14 after the half, the team gave up two touchdowns in a span of 0:59 in the middle of the 3rd quarter, coming after two Favre interceptions. The first would place the Packers at the Minnesota 41-yard line, giving way to a Packers Aaron Rodgers pass to Greg Jennings in the end zone. With the Packers up 21-17, the Vikings offense took the field again. Looking to catch Randy Moss on a short route to the left, Favre's pass was intercepted again by Desmond Bishop, who ran it back 32 yards for a touchdown, making the score 28-17. Favre and the Vikings managed to drive down the field and score on a pass to Randy Moss with 4:16 remaining in the quarter, putting the score at 28-24 Packers, heading into the fourth quarter.

With Favre looking to work some fourth quarter magic on Lambeau Field once more, the Vikings received the ball with 6:07 remaining. After being set back by multiple penalties in the Packers red zone, the Vikings turned the ball over on downs after a deep incomplete pass to Moss with 0:28 seconds remaining.

In terms of bright spots for the Vikings, WR Percy Harvin had yet another impressive performance, rushing three times for 41 total yards and a touchdown while also catching the ball five times for 65 yards and two first downs. RB Adrian Peterson set a team record for most yards rushing through the first six games of any season, becoming the first Viking to reach 600 yards three times after game six. He has 684 yards so far this season, replacing his old record of 670 after six games.

LAST TIME

The last time the Vikings and Patriots faced off took place on October 30, 2006, on Monday Night Football. Inside the Metrodome, the Vikings struggled to put anything together and only put seven points on the board by the time the 4th quarter came to a close, ending in a 31-7 victory for New England.

OFFENSE

Turnovers were the story of the game for the Vikings on this day, as QB Brad Johnson threw three interceptions, while the Patriots only capitalized once off of the turnover, kicking a field goal in the first quarter. The Vikings offense would score zero points and turn the ball over four times, with Vikings backup QB Brooks Bollinger throwing another interception with time running out in the fourth quarter. Chester Taylor led the Vikings with 22 yards rushing and WR Troy Williamson leading with 44 yards receiving, a less than ideal offensive output.

DEFENSE

The Vikings defense was unable to hold back QB Tom Brady and the Patriots, as the score sat at 17-0 by halftime. CB Darren Sharper would intercept a Brady pass with 7:23 remaining in the first quarter, but the offense would come back and turn the ball over with another interception. LB E.J. Henderson led the team in tackles with 8 and also 1.0 sack for a loss of 14 yards. DE Jayme Mitchell recorded 2.0 sacks for a total loss of 13 yards.

SPECIAL TEAMS

The highlight of the day for the special teams players came when Mewelde Moore fielded a punt and ran it back 71 yards for a touchdown. That score was the only one on the day for the Vikings. P Chris Kluwe had 5 punts for a 49.8 average.



DARRELL BEVELL
Offensive Coordinator

Offensive Coordinator **Darrell Bevell**, in his 4th season with Minnesota, spent 2009 leading the Vikings to their highest overall offensive ranking (5th) since 2004. Bevell's unit averaged 379.5 yards per game, while the team put up 29.4 points per contest. The offense tallied 447 of the 470 total points scored by the Vikings, both which ranked

2nd in the NFL.

The Vikings offense was opportunistic in the red zone, scoring TDs 62.3% of the time (3rd). The team controlled the clock for 32:40 minutes per game, also the 3rd-best among all teams, and the Vikings converted 44.8% of their 3rd down attempts, good for 5th. The team gave up just 18 turnovers, the 3rd-lowest total in the NFL.

Reunited with QB **Brett Favre**, Bevell helped the Vikings passing offense (8th) jump 17 spots from 2008 (25th), the largest increase among all teams. Favre, who turned 40 on October 10, posted the best season of his career in several categories, including passer rating (107.2), interceptions (7) and completion percentage (68.4). His +26 TD/INT ratio (33 TDs, 7 INTs) was the best in the NFL, and Favre's interception percentage of 1.3 was the lowest among all players with 250 passing attempts. His 33 TDs tied for the 2nd-most, his 107.2 passer rating was the 2nd-best and his 4,202 passing yards were the 9th-most.

The Vikings had 6 receivers with at least 40 catches, only the 2nd team in NFL history to accomplish the feat. WR **Sidney Rice** had a breakout season, ranking 2nd in the NFL and 4th overall with 1,312 receiving yards and 8 TDs, while the NFL's Offensive Rookie of the Year WR **Percy Harvin** pulled in 60 catches for 790 yards and 6 TDs.

The Vikings rushing attack continued to pound away at teams as RB **Adrian Peterson** rushed for 1,383 yards and 18 TDs, becoming just the 3rd player in history to reach 1,300 yards and 10 TDs in each of his opening 3 seasons. Peterson's 1,383 yards on the year ranked 5th in the NFL, while his 18 rushing TDs broke a team record and led the league.

Under Bevell's guidance, Favre, Peterson and Rice along with G **Steve Hutchinson** and T **Bryant McKinnie**, earned Pro Bowl honors.



LESLIE FRAZIER
Asst. Head Coach/Defensive Coord.

In 2009, Vikings Assistant Head Coach/Defensive Coordinator **Leslie Frazier** held the reigns of the NFL's 6th-ranked overall defense and the league's 2nd-best rushing defense. Frazier's unit became the first Vikings defense to post back-to-back (2008 and 2009) top 10 defensive rankings since 1993 and 1994.

On the season the Vikings allowed 305.5 yards of offense per game, including just 87.1 on the ground. The team fell just short of being ranked #1 against the run for the 4th consecutive year, ending the season 2nd. Since joining the Vikings in 2007, Frazier's defenses have ranked #1, #1 and #2 against the run. Prior to Carolina (12/20), the team had gone 36 consecutive games without allowing a 100-yard rusher. In the last 64 contests, the Vikings have given up just 3 100-yard individual performances.

Perhaps even more impressive than the unit's ranking against the run, however, was the Vikings league-leading 48 sacks. The total ranked as the 5th-most in team history. DE **Jared Allen** finished 2nd in the NFL with 14.5 on the year, becoming just the 2nd player in NFL history to notch 3 consecutive seasons with at least 14 sacks.

Overall the Vikings defense allowed just 19.5 points per game, good for 10th in the NFL. The unit gave up just 271 first downs, the 2nd-fewest and opposing teams scored TDs just 45.0% of the time when reaching the red zone. The team also forced 60 3-and-out drives on opponents' 188 possessions (31.9%), the 2nd-most of any team in the league.

For the 2nd straight year, Allen, along with DT **Kevin Williams**, earned 2009 Pro Bowl Honors under Frazier.



BRIAN MURPHY
Special Teams Coordinator

After serving as the Special Teams Assistant over the past 3 seasons, **Brian Murphy** spent his first year as the Vikings Special Teams Coordinator in 2009. With the return of special teams ace **Heath Farwell** and the additions of **Karl Paymah** and **Kenny Onatolu**, Murphy helped the unit improve dramatically in all phases, especially in return coverage. After giving up an NFL-high 6 kickoff/

punt returns for TDs in 2008, the Vikings special teams allowed just one punt return for a TD this season.

On the return side, Murphy's unit gave the Vikings offense a boost as the team ranked 2nd in average field position following a kickoff (31.2). The return unit brought back 4 kickoffs past the 50-yard line, tied for the 4th-most in the NFL. Rookie phenom **Percy Harvin** finished 4th in the NFL with a 27.5 kickoff return average, which included 2 returns for TDs, a Vikings single-season and career record, while second-year PR **Darius Reynaud** tied for 9th in the NFL with a 10.3 punt return average.

K **Ryan Longwell** set a career-best with 132 points scored on the season, which tied for 2nd in Vikings history. He connected on 26 of 28 field goal attempts, and his percentage of 92.9 was the 2nd-best in the league.

P **Chris Kluwe** left opponents inside their own 20-yard line 24 times. Since entering the league in 2005, Kluwe has 126 punts inside the 20, the 2nd-most in team history behind Greg Coleman.

Murphy saw 2 of his players make their first career Pro Bowls in Farwell and Harvin.

VIKINGS ASSISTANT COACHES

JUNEY BARNETT Assistant Strength and Conditioning
ERIC BIENIEMY Assistant Head Coach/Running Backs
KARL DUNBAR Defensive Line
RYAN FICKEN Offensive Assistant/Wide Receivers
JIM HUEBER Assistant Offensive Line
JEFF IMAMURA Defensive Assistant/Linebackers
JIMMIE JOHNSON Tight Ends
TOM KANAVY Strength and Conditioning
PAT MORRIS Offensive Line
FRED PAGAC Linebackers
DENNIS POLIAN Assistant to Head Coach
DIRON REYNOLDS Assistant Defensive Line
KEVIN ROGERS Quarterbacks
MATT SHELTON Assistant Defensive Backs
RYAN SILVERFIELD Defensive Assistant/Defensive Line
KEVIN STEFANSKI Quality Control-Offense/Quarterbacks
GEORGE STEWART Wide Receivers
MARTIN STREIGHT Assistant Strength and Conditioning
CHRIS WHITE Assistant Special Teams
JOE WOODS Defensive Backs

DOMESTIC FIELD ADVANTAGE

The Vikings finished 8-0 at Mall of America Field in 2009 and are 16-3 at the stadium since the start of the 2008 season (2-1 in 2010). The team now has a combined record of 154-80-0 (.658) all-time at Mall of America Field, which includes a 7-5 mark in postseason games. The 8-0 home record in '09 was just the 3rd in team history (1998, 1989) at Mall of America Field and it marked just the 8th time the team had finished with an undefeated home record.

The team has never been shut out at the current stadium and hasn't been shut out at a home stadium since 10/7/62, when they lost 13-0 to Chicago at Met Stadium.

VIKINGS 2010 TEAM NOTES



VIKINGS 2010 CAPTAINS

The five Vikings team captains in 2010 is the same group of players that fulfilled the role a season ago when the squad went 12-4 and won a second consecutive NFC North title.

Offensive captains are QB **Brett Favre** and LG **Steve Hutchinson**. Defensive captains are LB **E.J. Henderson** and DT **Kevin Williams** and the special teams captain is K **Ryan Longwell**.

The five captains have a combined 60 years of NFL experience and 23 Pro Bowls. Favre leads the way in both categories, with 11 Pro Bowls to his name and with this being his 20th NFL season. Hutchinson has 10 years of experience and seven Pro Bowls, Williams has eight years of experience and five Pro Bowls, Longwell has 14 years of experience and Henderson has eight years of experience.

Game Captains

Offense	Defense	Special Teams
QB Brett Favre	LB E.J. Henderson	K Ryan Longwell
G Steve Hutchinson	DT Kevin Williams	

VIKINGS BUILD PRACTICE SQUAD

The following eight players make up the Vikings practice squad in 2010:

Player	Pos.	School	Exp.
49 Colt Anderson	S	Montana	0
89 Freddie Brown	WR	Utah	1
63 Andrew Gardner	T	Georgia Tech	1
44 Ryan D'Imperio	FB	Rutgers	R
95 Tremaine Johnson	DT	LSU	0
78 Seth Olsen	G	Iowa	2
35 Marcus Sherels	CB	Minnesota	R
66 Thomas Welch	T	Vanderbilt	R

VIKINGS LATEST ROSTER MOVES

Oct. 13 CB ...Frank Walker.....Signed
 Oct. 13 CB ...Cedric Griffin.....Placed on IR
 Oct. 13 CB ...Marcus Sherels.....Signed to Practice Squad
 Oct.12 TE...John Nalbone.....Released from Practice Squad
 Oct. 6 WR..Randy Moss.....Traded from New England
 Oct. 5 TAndrew Gardner.....Signed to Practice Squad
 Oct. 5 WR .Logan Payne.....Waived from Practice Squad
 Oct. 4 DE...Jayme Mitchell.....Traded to Cleveland
 Sept. 28 TE....John Nalbone.....Signed to Practice Squad
 Sept. 28 CB...Marcus Sherels.....Waived from Practice Squad
 Sept. 22 WR..Hank Baskett.....Signed
 Sept. 22 TE....Mickey Shuler.....Waived

VIKINGS VS. NFC/NFC NORTH

The Vikings currently hold a 166-124-5 record (including postseason) against the NFC North. The Vikings are 354-276-9 against the entire NFC in both regular and postseason play. Minnesota is 1-1 against the North and 2-2 against the NFC in 2010 and 10-4 against the division since 2008.

VIKINGS VS. NFC NORTH

Team	Total Games	All-Time Series	Titles*
Chicago Bears	98	52-44-2	2
Detroit Lions.....	98	66-30-2	0
Green Bay Packers.....	99	48-50-1	4

* Since 2002 division realignment

The following numbers are combined NFC Central and NFC North:

Playoff Appearances	Division Titles
26 Minnesota Vikings	18 .. Minnesota Vikings
11 Chicago Bears	7... Chicago Bears
10 Green Bay Packers	5... Green Bay Packers
7 Detroit Lions	5... Detroit Lions
6 Tampa Bay Buccaneers	3... Tampa Bay Buccaneers

MOSS RETURNS HOME

#84 RANDY MOSS • WR

6-4 • 210 • Marshall

NFL Experience: 13 years



Minnesota acquired WR **Randy Moss** in a trade with New England during Week Five of the 2010 season. In his 13th NFL season, Moss returned to where he began his career as the 21st overall pick in the 1998 NFL Draft.

In his seven previous seasons as a Viking (1998-2004), Moss played in 109 games (104 starts), catching 574 passes for 9,142 yards (15.9 avg.) and 90 touchdowns. He currently ranks 2nd in NFL history with 153 career touchdown receptions, 5th with 14,770 career receiving yards and 9th with 947 career receptions. In 2007, Moss set an NFL record with 23 touchdowns en route to leading the Patriots to Super Bowl XLII.

"We feel very good about the opportunity to add a player of Randy Moss' caliber to this football team, said Head Coach **Brad Childress**. "He is a tremendous competitor and was an integral member of the Vikings organization from 1998-2004. Once again, ownership was completely supportive of our efforts to add a valuable football player to our team. I know the entire organization is thrilled to welcome him back to the Twin Cities and look forward to his contributions."

VIKINGS TRADE FOR CAMARILLO

#85 GREG CAMARILLO • WR

6-2 • 200 • Stanford

NFL Experience: 5 years



With the injury to WR Sidney Rice, the Vikings bolstered their wide receiving corps when they traded CB Benny Sapp to the Miami Dolphins for 5th-year WR **Greg Camarillo**.

Camarillo started all 16 games for the Dolphins in 2009 and hauled in 50 catches for 552 yards. He has now appeared in 52 career games, making 27 starts while playing in San Diego, Miami and Minnesota.

ADDING ANOTHER PRO BOWLER IN SHEPPARD

#29 LITO SHEPPARD • CB

5-10 • 194 • Florida

NFL Experience: 9 years



Leslie Frazier's defenses are known for shutting down an opponents running game. With the addition of 2-time Pro Bowl cornerback **Lito Sheppard** the Vikings look to improve on their already stellar defensive unit.

Sheppard, who has played in 109 games with 72 career starts, has 19 career INTs for 460 yards and three TDs. He spent his first seven years in the NFL with Philadelphia, helping the Eagles to four NFC East Division titles and Super Bowl XXXIX, before starting nine games for a New York Jets team that advanced to the AFC Championship Game last year.

Sheppard became the first NFL player to return 2 INTs for TDs of more than 100 yards in a career with a 102-yard score in 2006 and a 101-yard score in 2004. A first-round selection out of Florida by Philadelphia with the 26th overall selection in the 2002 NFL Draft, Sheppard was selected to the Pro Bowl in 2005 and 2006 and has been on playoff teams six of his eight NFL seasons, appearing in 12 games with six starts. He was traded to the Jets in the 2009 offseason and released by the team in March of this year.

VIKINGS 2010 TEAM NOTES



2010 NFL STANDINGS

AFC East										
Team	W	L	T	Pct.	PF	PA	Home	Away	Conf.	Div.
N.Y. Jets	5	1	0	.833	159	101	2-1	3-0	4-1	3-0
New England	5	1	0	.833	177	136	3-0	2-1	4-1	3-0
Miami	3	3	0	.500	111	135	0-3	3-0	1-3	1-2
Buffalo	0	6	0	.000	121	198	0-3	0-3	0-5	0-3

AFC North										
Team	W	L	T	Pct.	PF	PA	Home	Away	Conf.	Div.
Pittsburgh	5	1	0	.833	137	82	2-1	3-0	3-1	1-1
Baltimore	5	2	0	.714	149	129	3-0	2-2	5-2	2-1
Cincinnati	2	4	0	.333	132	141	1-1	1-3	1-2	1-2
Cleveland	2	5	0	.286	118	142	1-2	1-3	1-3	1-2

AFC South										
Team	W	L	T	Pct.	PF	PA	Home	Away	Conf.	Div.
Tennessee	5	2	0	.714	199	117	2-2	3-0	2-2	1-0
Houston	4	2	0	.667	153	167	2-2	2-0	3-0	1-0
Indianapolis	4	2	0	.667	163	125	2-0	2-2	2-2	0-2
Jacksonville	3	4	0	.429	130	209	2-2	1-2	3-3	1-1

AFC West										
Team	W	L	T	Pct.	PF	PA	Home	Away	Conf.	Div.
Kansas City	4	2	0	.667	150	112	3-0	1-2	3-2	1-0
Oakland	3	4	0	.429	179	165	2-1	1-3	2-2	2-0
San Diego	2	5	0	.286	177	149	2-1	0-4	1-3	0-2
Denver	2	5	0	.286	138	199	1-3	1-2	1-5	0-1

NFC East										
Team	W	L	T	Pct.	PF	PA	Home	Away	Conf.	Div.
N.Y. Giants	4	2	0	.667	134	118	3-1	1-1	3-0	0-0
Washington	4	3	0	.571	130	133	2-2	2-1	4-1	2-0
Philadelphia	4	3	0	.571	172	157	1-2	3-1	3-2	0-1
Dallas	1	4	0	.200	102	111	0-2	1-2	0-3	0-1

NFC North										
Team	W	L	T	Pct.	PF	PA	Home	Away	Conf.	Div.
Chicago	4	3	0	.571	126	114	2-2	2-1	4-3	2-0
Green Bay	4	3	0	.571	167	136	3-1	1-2	3-2	2-1
Minnesota	2	4	0	.333	111	116	2-1	0-3	2-2	1-1
Detroit	1	5	0	.167	146	140	1-1	0-4	1-5	0-3

NFC South										
Team	W	L	T	Pct.	PF	PA	Home	Away	Conf.	Div.
Atlanta	5	2	0	.714	169	133	3-0	2-2	3-1	1-0
Tampa Bay	4	2	0	.667	98	128	2-2	2-0	2-1	1-1
New Orleans	4	3	0	.571	147	138	2-2	2-1	4-2	2-1
Carolina	1	5	0	.167	75	130	1-3	0-2	1-4	0-2

NFC West										
Team	W	L	T	Pct.	PF	PA	Home	Away	Conf.	Div.
Seattle	4	2	0	.667	120	107	3-0	1-2	3-1	2-1
Arizona	3	3	0	.500	98	160	2-0	1-3	2-2	1-1
St. Louis	3	4	0	.429	120	131	3-1	0-3	2-3	1-1
San Francisco	1	6	0	.143	113	162	1-2	0-4	0-5	0-1

ALWAYS IMPROVING

Since **Brad Childress** took over in 2006, the Vikings have increased their win total by two games each season and have steadily improved their offensive output. The team improved in the following offensive categories each of the past four seasons:

	2006	2007	2008	2009
Points Scored	282	365	379	470
Offensive TD	25	34	37	53
3rd Down Conversion %	33.1%	34.5%	39.5%	44.9%
Average Yds Per Pass	5.4	5.8	6.0	7.1
Punts	94	81	74	73

2010 RETURNING NUMBERS

Starters Returning	22
Starters Lost.....	0

Leading Returners Player (2009 Totals)

Passing Yards.....	Brett Favre (4,202)
Passing TDs.....	Brett Favre (33)
Rushing Yards.....	Adrian Peterson (1,383)
Rushing TDs.....	Adrian Peterson (18)
Receiving Yards.....	Sidney Rice (1,312)
Receiving TDs.....	Visanthe Shiancoe (11)
Kick Return Yards.....	Percy Harvin (1,156)
Tackles.....	Chad Greenway (99)
Sacks.....	Jared Allen (14.5)
Interceptions.....	Cedric Griffin (4)
Field Goals.....	Ryan Longwell (26/28 FG, 52 lg)
Punts.....	Chris Kluwe (43.9 avg)

Vikings Franchise Celebrates 50th Season

Coming off one of the most exciting seasons in franchise history, the Vikings and their fan base will be celebrating a milestone of professional football in Minnesota. On January 28, 1960, Minnesota was granted an expansion NFL franchise at the league owners' meetings in Miami. The city of Dallas was also awarded a franchise on this date.



Leading the charge to bring the NFL to Minnesota was the franchise's founding group - Max Winter, E. William Boyer, H.P. Skoglund, Ole Haugrud and Bernard H. Ridder, Jr.

The franchise hired its first general manager - former Los Angeles Rams Public Relations Director Bert Rose - in the summer of 1960 and soon after the team was given its nickname. The nickname "Vikings" was chosen by Rose and the franchise's founders because it represented both an aggressive person with the will to win and the Nordic tradition in the Upper Midwest.

The franchise then selected its first head coach - Norm Van Brocklin - and prepared for its inaugural season by conducting its first college draft in December of 1960 and participating in the expansion draft following the 1960 season. The club was then assigned to the NFL's Western Conference in April of 1961 and then finally played its first game against the Dallas Cowboys in Sioux Falls, SD, on August 5, 1961, a preseason contest the Cowboys won 38-13.

The franchise's first regular season game was a stunning upset, as the Vikings defeated the Chicago Bears 37-13 at Met Stadium in a game that saw future Hall of Fame QB Fran Tarkenton come off the bench and throw four TDs to lead the Vikings to victory.

Over the past half-century, the Vikings have generated and fostered a deep tradition of football that has entertained and endeared a passionate fan base. The Vikings, with legendary head coach Bud Grant patrolling the sidelines, won an NFL title in 1969 and then dominated the 1970s by winning eight division titles and appearing in four Super Bowls.

In total over the past 50 years, the Vikings have made 26 playoff appearances, won 18 division titles and have played in just two stadiums - Met Stadium and the HHH Metrodome, which is now named Mall of America Field at the H.H.H. Metrodome.

The 2010 season constitutes the Vikings 50th season, and the franchise has embarked on a season-long celebration to honor past achievements, unforgettable teams, great players and a deep-rooted football tradition that is enjoyed by a passionate fan base.

VIKINGS 2010 TEAM NOTES



Date	Opponent	All-Time Series (2010 incl.)	Notes
9/9	at New Orleans	20-9-0	For the third year in a row the Vikings faced the defending Super Bowl champions. The Vikings fell to the Saints 14-9.
9/19	MIAMI	4-7-0	The Vikings first home game in their 50th season ended with a 10-14 loss. The team's defense was stellar again, giving up just one offensive TD.
9/26	DETROIT	66-30-2	With the win, the Vikings have now won 13 consecutive home games against the Lions. Minnesota hasn't lost to the Lions at home since 1997.
10/11	at New York Jets	1-8-0	The return of WR Randy Moss wasn't enough for the Vikings to pull away with a win. QB Brett Favre threw his 500th career TD and surpassed 70,000 passing yards.
10/17	DALLAS	14-14-0	K Ryan Longwell connected on his 100th field goal as a Viking and his 8th-game winner. E.J. Henderson intercepted two passes off Cowboys QB Tony Romo.
10/24	at Green Bay	48-50-1	Continuing with the strong tradition of incredibly close games between these two teams, the Vikings lost to the Packers 28-24. Minnesota reached the 15-yard line with a minute remaining but was unable to score.
10/31	at New England	4-6-0	The Patriots will play host to the Vikings for the first time since 2002. The Vikings have not won in New England since 2000. WR Randy Moss returns to face his former team.
11/7	ARIZONA	12-10-0	Minnesota native Larry Fitzgerald Jr. returns to Mall of America Field where he once was a Vikings ball boy. The last Cardinals victory in Minnesota came in 1977 when the team still played in St. Louis. The Vikings have won 5 consecutive home games against Arizona.
11/14	at Chicago	52-44-2	Pro Bowlers Bryant McKinnie and Steve Hutchinson look to slow down newly acquired DE Julius Peppers. Chester Taylor battles his old teammates in their first meeting since his departure via free agency.
11/21	GREEN BAY	48-49-1	Minnesota goes for its third-straight home victory against the Packers at MOA Field.
11/28	at Washington	8-11-0	Donovan McNabb and the revamped Redskins play host to the Vikings for the first time since 2006. Head Coach Brad Childress was McNabb's offensive coordinator in Philly before joining Minnesota in 2006.
12/5	BUFFALO	7-4-0	The Vikings look to pick up their first win against the Bills since 2000.
12/12	NEW YORK GIANTS	14-10-0	This marks the third straight season where the Giants will travel to the Twin Cities. The Viking defense has picked off 9 passes and given up only 2 TDs to Eli Manning in their last 4 matchups, all Minnesota wins.
12/20	CHICAGO	52-44-2	MNF comes to Minneapolis. The Bears have lost 3 straight times at Mall of America Field. Jay Cutler was sacked 6 times and had 3 passes intercepted in 2 games against Minnesota last season.
12/26	at Philadelphia	11-12-0	Brad Childress will return to Philadelphia for the first time since leaving the Eagles to become head coach for the Vikings. Minnesota looks to break a 6-game losing streak in the city of brotherly love.
1/2/11	at Detroit	65-30-2	The Vikings have won 16 out of their last 17 against the Lions.

2010 SCHEDULE STRENGTH

A look at the most difficult schedules in 2010 based on opponents' 2009 records.

Rank	Team	Combined W-L	Pct.
T1.	Texans	140-116	.547
T1.	Titans	140-116	.547
3.	Cowboys*	139-117	.543
4.	Bengals*	138-118	.539
5.	Jaguars	137-119	.535
6.	Patriots*	136-120	.531
7.	Giants	135-121	.527
8.	Redskins	134-122	.523
9.	Eagles*	133-123	.520
T10.	Browns	132-124	.516
T10.	Colts*	132-124	.516
T12.	Ravens*	130-126	.508
T12.	Lions	130-126	.508
T14.	Bears	129-127	.504
T14.	VIKINGS*	129-127	.504
T16.	Bills	128-128	.500
T16.	Dolphins	128-128	.500
T16.	Jets*	128-128	.500
T16.	Raiders	128-128	.500
20.	Falcons	127-129	.496
21.	Steelers	126-130	.492
T22.	Packers*	125-131	.488
T22.	Chiefs	125-131	.488
24.	Broncos	124-132	.484
25.	Buccaneers	123-133	.480
26.	Panthers	122-134	.477
27.	Saints*	120-136	.469
28.	49ers	117-139	.457
T29.	Chargers*	116-140	.453
T29.	Seahawks	116-140	.453
31.	Rams	115-141	.449
32.	Cardinals*	114-142	.445

*Indicates team made the 2009 playoffs





VIKINGS FACTS AND FIGURES

Oldest Viking Player	Brett Favre	40, born 10/10/69
Youngest Viking Player	Percy Harvin	22, born 5/28/88
Most Seasons as a Viking	Jim Kleinsasser	12
Most NFL Seasons	Brett Favre	20
College with the most Vikings	Maryland, 4	Jeff Dugan E.J. Henderson Erin Henderson Madiou Williams
Conf. with the most Vikings	Big Ten	8 players on roster
Largest Viking	Phil Loadholt	6-8, 343 lbs
Smallest Viking	Antoine Winfield	5-9, 180 lbs
Former 1st-Round Draft Picks	10	Chad Greenway Percy Harvin Steve Hutchison Jimmy Kennedy Bryant McKinnie Randy Moss Adrian Peterson Lito Sheppard Kevin Williams Antoine Winfield
Pro Bowlers	13	Jared Allen Heath Farwell Brett Favre Percy Harvin Steve Hutchison Bryant McKinnie Randy Moss Adrian Peterson Sidney Rice Lito Sheppard Kevin Williams Pat Williams Antoine Winfield
Coaches who played in the NFL	5	Eric Bieniemy Karl Dunbar Leslie Frazier Jimmie Johnson Fred Pagac

Undrafted Doesn't Mean Undeserving

For many NFL players, not being selected in the seven rounds of the annual draft is extra motivation to prove their worth. The Vikings currently have several undrafted players on the roster, the most notable of which include 3-time Pro Bowl DT **Pat Williams**, who was a rookie free agent with Buffalo in 1997 before moving into a starting role with the Bills in 2000, and K **Ryan Longwell**, who was signed by San Francisco in 1997.

The Vikings have signed many undrafted rookies that have been molded into key players, including LS **Cullen Loeffler** and starting G **Anthony Herrera** in 2004, LB **Heath Farwell**, who was injured throughout 2008, in '05, DE **Jayme Mitchell** in '06, S **Husain Abdullah**, LB **Erin Henderson**, and RB **Albert Young** in '08 and rookie C **Jon Cooper** in '09. Cooper has become a starter this year as C John Sullivan has been injured.

Several other Vikings began their NFL careers as undrafted rookies before joining the Vikings. WR **Greg Lewis** (Eagles), P **Chris Kluwe** (Seahawks) and FB **Naufahu Tahi** (Bengals) all began as rookie free agents. Vikings LB **Kenny Onatolu** spent his first two years out of college in the CFL. The Vikings most notable all-time undrafted players include Ring of Honor inductees **John Randle** and **Mick Tingelhoff**.

International Vikings

- * WR **Bernard Berrian**, whose parents are retired from the U.S. Air Force, was born in Spain.
- * G **Anthony Herrera** was born in Trinidad before emigrating to the United States as a child, arriving in Florida on his 14th birthday. Herrera became a U.S. citizen in the spring of 2008.
- * S **Madiou Williams** is a native of Sierra Leone. He moved to Maryland with his family at age nine.
- * TE **Visanthe Shiancoe** was born in Birmingham, England.

Vikings Build Team for Long-Term Success

The Vikings have built a deep and talented roster for the 2010 season through the draft, free agency and trades. The team currently has 13 Pro Bowlers on the roster. Six of the 13 Pro Bowlers were original draft picks of the Vikings (**Percy Harvin**, **Bryant McKinnie**, **Randy Moss**, **Adrian Peterson**, **Sidney Rice** and **Kevin Williams**). The team has signed six Pro Bowlers as free agents (**Heath Farwell**, **Brett Favre**, **Steve Hutchinson**, **Lito Sheppard**, **Pat Williams** and **Antoine Winfield**) and acquired one by trade (**Jared Allen**).

The team had all five members of the 2009 draft class start a game at some point during the season and Harvin became the second Viking in the past three seasons to be named NFL Offensive Rookie of the Year (Peterson-2007).

During Head Coach **Brad Childress'** four seasons leading the Vikings, the team has had 12 players earn 19 NFC Player of the Week honors, including two in 2010. Of those 12 players, 11 were acquired by trade, the draft or free agency since Childress became head coach.

Dressed to Impress

Eight players on the current Vikings roster have started at least 90% of the regular season NFL games they have been active for (at least 50 career games), including two that have remarkably opened every game in which they've played.

Player	GS	GP.....%
Brett Favre.....	291	29598.6%
Randy Moss	187	19396.9%
Steve Hutchinson.....	138.....	138 100.0%
Bryant McKinnie.....	121	12299.2%
Kevin Williams	116.....	116 100.0%
Jared Allen.....	93.....	9993.9%
Madiou Williams	76.....	8094.9%
Chad Greenway	53.....	5498.2%

Century Club

WR **Greg Lewis**, TE **Visanthe Shiancoe** and DT **Kevin Williams** have become the most recent Vikings to reach 100 career games played. With the three, the Vikings now have 11 current players that have reached the 100-game plateau in regular season games played: QB **Brett Favre** (294), WR **Randy Moss** (192), G **Steve Hutchinson** (137), TE **Jim Kleinsasser** (154), LB **Ben Leber** (125), WR **Greg Lewis** (108), K **Ryan Longwell** (213), T **Bryant McKinnie** (121), TE **Visanthe Shiancoe** (117), DT **Kevin Williams** (115), DT **Pat Williams** (190), and CB **Antoine Winfield** (159). Of the group, Kleinsasser has played the most games in a Vikings uniform, with all 154 contests coming as a member of the team. He now ranks 26th in the Vikings all-time games played list, which is topped by DT **Jim Marshall** (270).

PRONUNCIATION GUIDE

PLAYERS

Husain Abdullah	WHO-sane ab-dul-LA
Bernard Berrian	bare-E-an
Chris DeGeare	DUH-gear
Jeff Dugan	DOO-gan
Toby Gerhart	GARE-heart
Letroy Guion	LA-troy GUY-on
Anthony Herrera	HA-rare-ah
Tarvaris Jackson	ta-VAR-is
Tyrell Johnson	TIE-rell
Jim Kleinsasser	KLIN-sauce-er
Chris Kluwe	CLUE-ee
Ben Leber	LEE-ber
Cullen Loeffler	LEFF-ler
Kenny Onatolu.....	on-uh-TOE-lu
Brian Robison.....	ROB-ah-sin
Visanthe Shiancoe.....	vi-sahn-tay SHANK-oh
Naufahu Tahi	nah-fah-WHO TAH-hee
Madiou Williams.....	muh-DEE-you
Antoine Winfield	an-TWAN

COACHES

Eric Bieniemy.....	bee-en-uh-me
Tom Kanavy	ka-NAY-vee
Fred Pagac.....	PUG-itch

#31 CHRIS COOK • CB

6-2 • 212 • Virginia

2nd Round • #34 Overall

The highest drafted CB (#34) by the Vikings since 1994 will add a new element to the secondary. Cook's 6-2 frame will add some height and youth to a recovering defensive backfield. The Virginia Cavalier started 31



of the 38 games in which he saw action. He recorded 19 pass breakups and 7 interceptions during his collegiate career. Cook was a captain on the 2009 team and earned All-ACC 1st-Team honors by the NFL Draft Report. Cook becomes the first ever player selected out of the University of Virginia by the Vikings.



#97 EVERSON GRIFFEN • DE

6-3 • 273 • USC

4th Round • #100 Overall

A gifted player that has something to prove upon his arrival to the NFL, Griffen is an intriguing prospect for the Vikings as some speculated the USC Trojan would be selected in the first round. Griffen was scooped up by the Vikes with the 100th pick in the draft after winning two Rose Bowls in college. The DE left after his junior year under Pete Carroll and earned 2nd-Team All-Pac 10 honors. Griffen will look to reach his potential by working with DL coach Karl Dunbar and All-Pros Jared Allen, Kevin Williams, and Pat Williams.



#32 TOBY GERHART • RB

6-0 • 231 • Stanford

2nd Round • #51 Overall

The nation's best collegiate running back finds himself in the same backfield with one of the best running backs in the NFL. Gerhart comes to Minnesota and joins Adrian Peterson after a sensational senior campaign at Stanford. The Pac-10 Offensive Player of the Year rushed for a nation-high 28 TDs during his senior. Gerhart received the Doak Walker Award and finished second in the closest vote in the history of the Heisman Award. Gerhart leaves Stanford



ranked 1st in school history with 44 TDs and 2nd all-time in rushing yards with 3,522. The former Stanford center-fielder will fill the void left by Chester Taylor who signed with the Bears. Gerhart brings a punishing style of running to go along with sneaky speed. At this point his role looks to be providing depth for AP and becoming a solid pass catcher and blocker on third downs. Gerhart found success off the football field as he was First-Team All Academic in 2009.



#72 CHRIS DeGEARE • G

6-4 • 335 • Wake Forest

5th Round • #161 Overall

A versatile offensive lineman that will provide depth to an established offensive line in both the guard and tackle positions, DeGeare spent his first three seasons at Wake Forest playing guard before switching to



tackle during his final year. The Demon Deacon started all 12 games his senior season and was named All-ACC Honorable Mention.



#14 JOE WEBB • QB

6-4 • 220 • Alabama-Birmingham

6th Round • #199 Overall



Webb will serve as the third quarterback on the Vikings roster for the 2010 season. The 2009 Conference USA Offensive Player of the Year had a remarkable career at UAB and led the NCAA in rushing yards by a QB with 1,427 and 11 TDs. Webb became the 1st player in NCAA history to pass for 2,000+ yards and rush for 1,000+ yards in back-to-back seasons.



#44 RYAN D'IMPERIO • FB

6-3 • 240 • Rutgers

7th Round • #237 Overall



D'Imperio, the 237th overall pick in the draft, made the switch from collegiate linebacker to fullback in the NFL and joined the Vikings practice squad following training camp. Over the past



four seasons at Rutgers he helped his team to 36 wins and a school-record 4 consecutive bowl appearances. The Rutgers 2009 captain started 24 of his final 25 games at MLB and totaled 185 tackles, 23.5 TFL, and 7 sacks during his career.



VIKINGS QUARTERBACKS

*** Brett Favre:** Named MVP of the NFL in three consecutive seasons (1995-97) and selected to 11 Pro Bowls...Has started 291 consecutive regular season games (315 including playoffs), the longest stretch ever by an NFL player, breaking Jim Marshall's record of 270...Holds every significant NFL career passing record and is the league's all-time leader in TD passes, completions, attempts, yards, and victories as a starting QB...Has thrown for 1,191 yards, seven TDs and 10 INTs in 2010...Was one of five QBs in 2009 with at least 4,000 yards passing, 25 TDs and a QB rating of over 100...Threw for 4,202 yards and 33 TDs, while completing a career-best 68.4 % of his passes (363-of-531)...His 33 TDs were tied for the 2nd-most in the NFL and he was 2nd in the league with a career-high 107.2 passer rating...Threw only seven INTs, tied for the lowest of all QBs with at least 300 attempts...Was named NFC Offensive Player of the Week 3 times...Set a playoff career high and tied a Vikings single-game postseason record with four TD passes in the Divisional Round victory over Dallas...Completed 15-of-24 passes for 234 yards and no INTs...Posted a 134.4 passer rating, the 2nd-best single-game figure in Vikings postseason history and the 2nd-highest mark in his 24 career postseason contests...Has thrown a TD pass in a NFL-record 20-consecutive postseason games.

Tarvaris Jackson: Has played in 33 NFL games with 19 starts...Threw for 201 yards and a TD on 14-of-21 passing in 2009 (eight games). ... Named NFC Offensive Player of the Week and FedEx Air Player of the Week for performance at Arizona (12/14/08), throwing 4 TDs against the eventual NFC Champions... In 2008 helped Vikings late-season surge that sealed the NFC North title for the club...Posted 2-1 record as a starter in the final 3 games of the regular season and started NFC Wild Card Playoff game vs. Philadelphia (1/4/09), his 1st career playoff game...In 2007 he guided the Vikings offense to the #13 ranking in the NFL, a jump from #23 in 2006...Took over starting job and notched an 8-4 record in his 12 starts, with 2 of the losses coming in overtime games... Had a 7-3 record in his final 10 starts of the season...

Joe Webb: Rookie selected in the sixth round of the 2010 NFL Draft...Took part in Senior Bowl as a WR...Named the Conference USA Offensive Player of the Year as a senior in 2009.

* Regular Starter

VIKINGS TIGHT ENDS

Jeff Dugan: Versatile player who serves as a strong blocker out of the backfield at fullback or at tight end...Sixth-year player had two TD receptions during the 2009 regular season, among his six catches for 52 yards...Has two catches for 18 yards in 2010 and has helped Peterson rush for 684 yards and five TDs on the year.

Jim Kleinsasser: The longest-tenured Viking is in his 12th season with the club in 2010...Named to the USA Today's All-Joe Team in 2007 and 2008...Has paved the way for six of the top seven single-season rushing marks in Vikings history, including RB Adrian Peterson's NFL-leading 1,760 yards in 2008...Has played in 155 career regular season games (114 starts)...Started eight games in 2009, helping Peterson to an NFL-best 18 rushing TDs...Caught two passes for 26 yards in 2009 playoffs...Has eight receptions for 83 yards in 2010 and has helped Peterson rank 1st in the NFL with 684 rushing yards and five TDs.

*** Visanthe Shiancoe:** Burst on to the Vikings scene in 2008, leading all NFC tight ends (3rd in NFL) with seven TD catches...Has blocked for a 1,200+ yard rusher in each of his first seven seasons...Has not missed a game in seven years, playing in 118 consecutive regular season games and five playoff contests...Is 2nd among all-time Vikings tight ends with 20 career TD catches and 4th with 1,712 yards...Since the beginning of the 2008 season, has 19 TDs...Tied for 4th among all players with 11 TD receptions in 2009, a Vikings single-season record by a TE...Finished with a career-best 56 receptions for 566 yards...Finished 2009 postseason with five receptions for 94 yards (18.8 avg.) and a TD...Is 3rd on the squad with 227 receiving yards on 17 receptions.

* Regular Starter

TE John Nalbone: Signed to Vikings practice squad 9/28/10.

VIKINGS OFFENSIVE LINE

G Ryan Cook: Helped pave the way for RB Adrian Peterson to reach 1,760 rushing yards in 2008, which led the NFL and set a team record...Originally drafted by the Vikings in 2006, has played in 59 career games with 34 starts...Saw action off the bench in both 2009 playoff games...Stepped in at center in Week Three vs. Detroit and started at center at New York in Week Five.

C Jon Cooper: Spent the first three weeks of the 2009 regular season on the Vikings practice squad before being added to the active roster...Originally signed as a rookie free agent on 4/27/09...Started 43 games for one of the nation's top offenses...Played in his first NFL game at Arizona (12/6/09)...Has played in four games in 2010, including two starts.

G Chris DeGeare: The only offensive lineman taken by the Vikings in the 2010 NFL Draft, selected with the 30th choice in the 5th Round (161st overall) ...Serving in a backup role on the veteran-heavy Vikings offensive line...Spent three years at G before moving to LT during his final season at Wake Forest... Played in his first NFL game at New York.

*** G Anthony Herrera:** A rookie free agent in 2004, earned a place on 2008 USA Today All-Joe Team that honors the hard-working and overlooked in the NFL...Since stepping into the starting lineup in 2007, has helped the Vikings rushing game and RB Adrian Peterson set numerous NFL and team records... Has helped Peterson rush for 684 yards and five TDs in 2010...Started 14 games in 2009 (missed 2 to injury) and helped Peterson rush for 1,383 yards and an NFL-high 18 TDs...Helped protect QB Brett Favre as he tossed four TD passes in the Divisional Round win over Dallas...Born in Trinidad before emigrating to the United States...Became a U.S. citizen in 2008.

*** G Steve Hutchinson:** Widely considered the top guard in the NFL, has been selected to seven Pro Bowls and is a seven-time All-Pro...Has blocked for a 1,000-yard rusher in each of his nine NFL seasons and has blocked in 61 games (including playoffs) where a running back has reached the 100-yard mark (30 with the Vikings)...Has blocked for three games with a 200-yard rusher in his career, including RB Adrian Peterson's NFL record 296-yard game vs. San Diego in '07...Has helped Peterson rush for 684 yards and five TDs in 2010...Played a large role in Peterson's 1,383 rushing yards and an NFL-high 18 TDs in 2009...Originally selected by the Seattle Seahawks in the 1st round of the 2001 NFL Draft, joined the Vikings via free agency in 2006 offseason... Has started 70 consecutive regular season games (73 including playoffs) since joining the team.

*** T Phil Loadholt:** Drafted in the 2nd round - 54th overall - by the Vikings in 2009 and started 15 regular season games (missed St. Louis due to injury)... Was the sixth highest tackle drafted in 2009 and the highest selected by the Vikings since Bryant McKinnie (1st round) in 2002...Has helped Peterson rush for 684 yards and five TDs in 2010...Became only the fifth Vikings rookie tackle to start a season opener and only the second at right tackle...In 2009, played a key role in RB Adrian Peterson's 1,383 rushing yards and QB Brett Favre's career-best 107.2 passer rating...Had an excellent postseason debut as a rookie, helping protect Favre while he tied a Vikings playoff record with four TD passes and helping Peterson rush for 122 yards and three TDs at N.O.

*** T Bryant McKinnie:** Has blocked for five of the top seven single-season rushers in team history...Helped RB Adrian Peterson become the 1st Vikings RB to lead the NFL in rushing with 1,760 yards in 2008...Has played in 122 career regular season games with 121 starts (5/5 playoffs)...Originally selected by the Vikings in the first round (#7 overall) of the 2002 NFL Draft...Helped Peterson rush for 1,383 yards and 18 TDs in 2009...Played a key role in the playoffs as QB Brett Favre tossed four TD passes vs. Dallas and Peterson rushed for 122 yards and three TDs at New Orleans...Has helped Peterson rush for 684 yards and five TDs in 2010

*** C John Sullivan:** Charged with filling big shoes left by longtime Vikings C Matt Birk, became a starter in 2009 on a talented Vikings offensive line... Was the fourth center drafted in 2008, when the Vikings took him in the 6th round (#187) out of Notre Dame...Blocked for QB Brett Favre as he completed 68.4% of his passes in 2009, while RB Adrian Peterson rushed for 1,383 yards and a league-best 18 TDs...Made his 1st postseason start against Dallas and allowed Favre to post a 134.4 passer rating...Injured vs. Detroit but returned at Green Bay.

* Regular Starters

G Seth Olsen: Signed to Vikings practice squad 9/6/10.

T Thomas Welch: Signed to Vikings practice squad 9/6/10.



VIKINGS RUNNING BACKS

Toby Gerhart: Selected with the #51 overall pick after the Vikings traded up with the Houston Texans...Has rushed 15 times for 57 yards in 2010 and has two catches for 11 yards...Joins Peterson (2004) as former Heisman Trophy runner-ups with the Vikings.

* **Adrian Peterson:** Perhaps the most explosive player in the NFL, leads the league with 684 rushing yards and five touchdowns in 2010...Also has 17 receptions for 144 yards on the year...Tied for the 5th-fastest player in NFL history to reach 5,000 rushing yards, needing just 51 career games to accomplish the feat...Became the 1st Vikings running back to lead the NFL in rushing in 2008, setting the team record with 1,760 yards...Set the NFL single-game rushing record with 296 yards vs. San Diego in 2007, the 8th game of his career...Has played in 52 regular season NFL games (45 starts), yet already ranks 2nd in Vikings annals with 23 career games of 100+ rushing yards...Holds three of the Vikings top four rushing seasons (1,761 in 2008; 1,383 in 2009; 1,341 in 2007) and the team's top two single-game performances (296 vs. San Diego on 11/4/07; 224 at Chicago on 10/14/07)...Has reached 1,000+ rushing yards in each of his first three years...Led the NFL with 18 rushing TDs in 2009, a team record for a single season...Ranked 5th in the league with 1,383 rushing yards...Added a career-best 43 receptions and was tops in the NFC (3rd in NFL) with 1,819 yards from scrimmage...Finished with 122 yards and three rushing TDs, a team postseason record, in the 2009 NFC Championship at New Orleans.

* **Naufahu Tahī:** Hard-nosed blocker who worked from practice squad in 2006 to a starter by 2008...Helped Adrian Peterson set a team rushing record in 2008 and lead the NFL in rushing TDs in '09...Has one rush for one yard in 2010 and has helped block for Peterson's 684 yards and five TDs.

Albert Young: Joined the Vikings as an undrafted rookie free agent in 2008 and spent the entire season on the practice squad...Saw time on special teams in 2009 while rushing for 53 yards on 12 carries...Made his postseason debut with a special teams tackle against Dallas...Has three rushes for two yards and two receptions for 11 yards in 2010.

* Regular Starter

Practice Squad

FB Ryan D'Imperio: Taken by the Vikings in the 2010 NFL Draft, selected with the 30th choice in the 7th Round (237th overall)...Is playing FB as a pro after starring four years at LB for Rutgers.

VIKINGS SPECIALISTS

P Chris Kluwe: Sixth-year pro who has 135 career punts inside the 20, which is the 2nd-most of any Vikings punter...Has started off 2010 season well, with a 41.8 net punting average on his 26 punts...Has landed 10 inside the 20 this year...Enjoyed his best season in 2008 when he launched 33 punts over 50+ yards and had a 47.6-yard gross punting average, both Vikings records...Holds the three highest team marks for 50+ yard punts in a season with 33, 29 and 22...Finished 2009 with 73 punts for a 43.9 avg., including 24 inside the 20.

K Ryan Longwell: One of the most accurate kickers in NFL history, Longwell has connected on four field goals in 2010 and has 27 points on the season...Ranked 2nd in the NFL with a 92.9 FG pct. in 2009, tops among kickers with at least 20 attempts...His 132 points in 2009 was a career-high and tied for the 2nd-most in team history...Named 2008 and 2009 Special Teams MVP with the Vikings...Currently ranks 15th in NFL history with 1,529 career points and is 16th with 327 made FGs...Joined the Vikings after leaving rival Green Bay in 2006.

LS Cullen Loeffler: One of the more consistent long snappers in the league, the seventh year pro has been a member of the team since 2004...The former tight end has snapped on four of the five longest FGs in team history...Originally joined the Vikings as a rookie free agent in 2004...Is only the second long snappers in team history to play in 100 consecutive games (102).



VIKINGS WIDE RECEIVERS

Bernard Berrian: Acquired as a free agent from Chicago in 2008, quickly became an explosive player for the Vikings, setting a team record with three TDs of 80+ yards in his first season...Set a team record and tied an NFL mark with a 99-yard TD against the Bears on 11/30/08...Notched a career-high seven TDs, while averaging 20.1 yards per catch...Hauled in 55 receptions for 618 yards and four TDs during the 2009 regular season...Added 12 grabs for 134 yards in the postseason...Currently has seven catches for 72 yards in 2010.

Greg Camarillo: Traded from the Miami Dolphins during 2010 preseason (August 26) for CB Benny Sapp...Has six receptions for 63 yards and a TD in 2010...Caught 50 passes for 552 yards in 2009 for the Dolphins...Originally signed as an undrafted rookie free agent by the San Diego Chargers in 2005...Has played in 52 career games, including 27 starts.

* **Percy Harvin:** Selected by the Vikings in the 1st round (#22) of the 2009 NFL Draft...Has returned three kickoffs for TDs, the most of any Viking in team history...Established a Vikings record for the most combined yards in a season with 2,081 in 2009...Combined yardage total was the 7th-best in the NFL, while he ranked 4th in the league with a 27.5 kickoff return average (2nd among rookies)...Returned two kickoffs for TDs - a career and season high in Vikings history...Perhaps the top first-year receiver in the league, tied for 1st among all NFL rookies with 60 receptions and 790 receiving yards...Named Associated Press Offensive Rookie of the Year and Pepsi Rookie of the Year...Leads the Vikings with 25 catches for 289 yards in 2010...Returned his 3rd career kickoff for a TD in Week Six vs. Dallas...Has a 27.2 KR average this year.

Greg Lewis: Has six receptions for 89 yards this season...Has extensive playoff experience, seeing time in 11 games, including catching a TD in Super Bowl XXXIX...Played in fourth career NFC Championship game with the Vikings in 2009...Caught thrilling 32-yard TD pass from Brett Favre with :02 remaining to beat San Francisco (9/27/09) in the first Vikings home game of the 2009 season...Signed with Minnesota on 9/10/09...Familiar with Vikings head coach Brad Childress dating back to their days in Philadelphia...Traded from Philadelphia to New England on 3/5/09...Joined the Eagles as a rookie free agent following the 2003 NFL Draft.

Randy Moss: Returned to the Vikings via trade in Week Five of the 2010 NFL season...Immediately picked up where he left off after his first stint with the team, catching a 37-yard TD in his first game against the Jets...Ranks 2nd in NFL history with 153 touchdowns, trailing Jerry Rice's 197...Ranks 5th in league history with 14,770 receiving yards and 9th with 947 receptions...Set an NFL record with 23 receiving TDs in 2007, his first year with the Patriots...Ranks 2nd in Vikings annals with 92 receiving TDs...Originally selected by the Vikings in the first round (#21 overall) of the 1998 NFL Draft...Was traded to Oakland in 2005...Was traded from the Raiders to New England in 2007...Since joining the Vikings, has 12 receptions for 166 yards and two TDs.

* **Sidney Rice:** Currently on the physically unable to perform list in 2010...Ranked 4th in the NFL with 1,312 receiving yards during his breakout 2009 campaign, the 8th-highest total in team history...Ranked tied for 12th in the NFL with a team-best 83 receptions, while tying for 16th with 8 TD grabs...Racked up 201 receiving yards vs. Detroit, 176 against Baltimore, 136 at Pittsburgh and 112 vs. the New York Giants...His 201 yards is the 4th-most in team history and his 176 is 9th...Continued his coming out party in the 2009 playoffs, finishing with 10 catches for 184 yards and four TDs, including setting a Vikings postseason record and tying the NFL single-game playoff standard with 3 TD receptions vs. Dallas when he had six catches for 141 yards, the 5th-most in Vikings annals...Tied team postseason records for most TDs (3) and most points (18)...Originally drafted in the 2nd round (#44) in the 2007 NFL draft.

* Regular Starters

Practice Squad

WR Freddie Brown: Joined the Vikings after being released by the Cincinnati Bengals during the 2010 training camp...spent 2009 on Bengals practice squad.



VIKINGS DEFENSIVE TACKLES

DT Fred Evans: Joined the Vikings during the 2007 offseason after a one-year stay in Miami...Received playing time in all 16 regular season games in 2008 and started the Wild Card playoff game against Philadelphia...Notched 11 tackles and 5 QB hurries in 13 contests in 2009...Finished with six tackles, two TFLs and five QB hurries in the 2009 postseason...Played in his first game in 2010 in Week Six vs. Dallas.

DT Letroy Guion: Fifth-round selection in 2008 is in his second NFL season... Is a key backup to All-Pro defensive tackles Pat and Kevin Williams... Youngest defensive lineman on the Vikings roster (22)...Has played in 15 NFL games, including six in 2010...Has five tackles on the season, including two for a loss.

DT Jimmy Kennedy: Played in 13 games (1 start) in 2009, his first full season with the Vikings...Matched his career high with 3.0 sacks while compiling 29 tackles, 4 TFLs and 7 QB hurries...Selected with the 12th overall pick (St. Louis) in 2003...Posted a sack in the Divisional Round...Was injured for the first two games of the season and has five tackles and a .5 sack in 2010.

*** DT Kevin Williams:** Known as one of the most dominate defensive linemen in the game, has 1.0 sack, 26 tackles four QB hurries and three passes defensed in 2010...Posted 55 tackles, 6.0 sacks, 36 QB hurries, a FF and a FR in 2009...Tied for the lead among all NFL DTs with his 6.0 sacks in 2009...The 9th overall pick in 2003 is a five-time Pro Bowler over his first seven NFL seasons, while he has been named a 1st Team All-Pro five times...Named to the 2000s All-Decade Team...Notched 22 sacks during first two seasons in the NFL...Has scored four defensive touchdowns since becoming a member of the Vikings, which is tied for best in franchise history...Had a FR in the 2009 Divisional Round, while logging six tackles...Finished 2009 postseason with 14 tackles, three TFLs and seven QB hurries.

*** DT Pat Williams:** Turned 38 on 10/24/10 and is the oldest active defensive player in the NFL...Has the reputation for being one of the best run stoppers in all of pro football...Signed as a free agent (Buffalo) in 2005...Was selected to three straight Pro Bowls from 2006-08...Named a 2nd Team All-Pro in 2007... Key element in Vikings #1 ranked rush defense for a record three straight seasons (2006-08) and a unit that finished 2nd in 2009... Came into the NFL as an undrafted free agent...His 189 career regular season games played ranks 4th only to Brett Favre, Randy Moss, and Ryan Longwell for active Vikings players... Notched 62 tackles, 2.0 sacks, 8 TFLs, 2 FF and 4 QB hurries in 2009...Helped key a Vikings defense that set a team record by limiting Dallas to just three points in the 2009 Divisional Round...Has 20 tackles, including one for a loss and a forced fumble in 2010.

* Regular Starters

Practice Squad

DT Tremaine Johnson: Spent the 2009 NFL season with the Vikings on the practice squad...Originally signed following 2009 Draft as a rookie free agent on 4/27/10...Released after training camp in 2010 and signed to Vikings practice squad.

VIKINGS DEFENSIVE ENDS

*** DE Jared Allen:** Acquired in an offseason trade (Kansas City) in 2008, has amassed 30.0 sacks in a Vikings uniform, the most of any Vikings player in the first three seasons with the team...Has 1.0 sack, 30 tackles, one INT and 12 QB hurries on the 2010 season...Led the Vikings with 14.5 sacks in both 2008 and 2009...Is only the 2nd player in NFL history to have three consecutive seasons of 14+ sacks...Has earned 1st Team All-Pro and Pro Bowl honors for three straight seasons (2007-09)...Leads the NFL with 73.0 sacks since entering the league as a 2004 draft pick...Ranked 2nd in the NFL with 14.5 sacks in 2009...Compiled 79 tackles, 13 TFL, 6 forced fumbles, 3 fumble recoveries and an INT in the regular season...Was disruptive against Dallas in the Divisional Round, finishing with 5.0 tackles, 1.0 sack, a TFL, 3 QB hurries, a FF and one pass defensed.

*** DE Ray Edwards:** Fifth-year pro has 1.5 sacks, 23 tackles and eight QB hurries in 2010...Had a career-high 8.5 sacks in 2009, along with 75 tackles, nine TFL and three forced fumbles...Led the team with 10 TFLs in 2008...Tied for the team lead in sacks (5.0) and forced fumbles (four) in '07...Enjoyed the best game of his career in the 2009 Divisional Playoff against Dallas, recording 3.0 sacks to tie the Vikings postseason record set by Hall of Famer Carl Eller...Set the team postseason record with 4.0 sacks in the 2009 playoffs...Tallied 12 tackles, 4.0 sacks, 3 TFLs, 2 forced fumbles and 7 QB hurries in the playoffs.

DE Everson Griffen: Selected with the 2nd pick in the 4th round of the 2010 NFL Draft, the 100th player selected overall...Was the only defensive lineman of the drafted by the Vikings in 2010...Declared for the draft after his junior season...Saw his first action in Week Seven at Green Bay (10/24/10).

DE Brian Robison: Recorded 3.0 of his 4.5 sacks in 2009 over the Vikings last four games...Was the Vikings 4th round pick in the 2007 NFL Draft...Named to the 2007 Pro Football Weekly All-Rookie Team...Notched a career-high 1.5 sacks vs. Green Bay in Week 4...Compiled 12 tackles and 13 QB hurries on the year...Helped the Vikings set a team record by holding Dallas to just 3 points in the Divisional Round...Has five tackles, a sack, and a QB hurry in 2010.

* Regular Starters





VIKINGS LINEBACKERS

Jasper Brinkley: Rookie from South Carolina started the last four games of the regular season for an injured E.J. Henderson, beginning in Week 14 vs. Cincinnati...Vikings traded up in the 5th round of the 2009 draft to select the hard-hitting linebacker...Also saw time on special teams, playing in all 16 games as a rookie...Logged 31 defensive tackles (including 1 TFL) and 3 QB hurries...Made his playoff debut in the Divisional Round against Dallas, finishing with 7 tackles and a TFL...Has six special teams tackles this season.

Heath Farwell: Special teams ace earned his first career Pro Bowl nod in 2009...Has a total of 102 career special teams tackles in his four-plus seasons...Special Teams MVP during the 2006 and 2007 season, missed the '08 season with a knee injury before bouncing back with huge '09 campaign...After tying for the team lead with 24 special teams tackles during the 2009 regular season, tied for team honors with three against Dallas...Currently leads the Vikings with eight special teams tackles in 2010.

* **Chad Greenway:** Currently leads the team with 66 tackles in 2010...Also has a special teams fumble recovery and seven tackles for a loss...Led the team with six takeaways in 2009, ranking tied for 3rd in the NFL with three FRs...Also tied for 2nd among all NFL linebackers with 3 INTs...Posted the 15th all-time three-takeaway game by a Viking and only the 3rd by a linebacker with his two INTs and a FR at Detroit (9/20/09)...Has led the Vikings in tackles each of the last two years, recording 150 in 2008 and 127 in '09...The 17th overall pick in the 2006 draft, missed his rookie season after suffering a knee injury in the first preseason game.

* **E.J. Henderson:** Is a team captain in 2010 for the third straight season...Led the team with 100 tackles and led or tied for the team lead in tackles in eight games in 2009 before suffering a season-ending leg injury at Arizona...Has suffered season-ending injuries in each of the last two years (2008, 2009)...Joined the Vikings in 2003 as a 2nd round draft pick...Has led the team in tackles in three seasons (2005, 2006, 2007)...Currently is 2nd on the team with 58 tackles...Became only the 10th linebacker in team history to intercept two passes vs. Dallas (10/17/10)...Also has a forced fumble and a fumble recovery.

Erin Henderson: The younger Henderson brother is on the Vikings roster for the third year in 2010...The one time rookie free agent saw action in two games in 2009 and had five special teams tackles...Saw his first defensive action in 2010 against the Dolphins, when he recovered a fumble and notched a tackle...Currently has five special teams tackles on the season.

* **Ben Leber:** Currently has 29 tackles, including one for a loss, and an interception in 2010...Tied for NFL lead in fumble recoveries (four) in '08...Had 70 tackles, six TFLs, 2.5 sacks, five QB hurries and nine passes defended in 2009...Had two takeaways in playoff game vs. Dallas with a FR and an INT, the 1st pick of his playoff career...Also led the team with 10 tackles, while logging a TFL and 2 passes defended...Led the team with 18 tackles in 2009 postseason...One of two starters from the state of South Dakota; the other is fellow LB Chad Greenway.

Kenny Onatolu: Former CFL star had his first taste of the NFL in 2009...Tied for the Vikings lead with 24 special teams tackles that year, including a club-best 19 solo stops...Had a special teams stop vs. Dallas in his postseason debut and recovered a special teams fumble at New Orleans in the 2009 NFC Championship...Currently has five special teams tackles in 2010.

* Regular Starters



VIKINGS DEFENSIVE BACKS

* **S Husain Abdullah:** Led the Vikings in special teams tackles as a rookie with 24 in 2008 and added 17 in 2009...Picked up his 1st career sack vs. Seattle (11/22)...Tied for the team lead with five special teams tackles in the 2009 postseason...Started his first NFL game in 2010...Has started five games this season and has 36 tackles and three passes defended.

CB Asher Allen: Has 21 tackles and a pass defended this season...Vikings 3rd-round pick in 2009 played a role on special teams and provided depth in an experienced secondary in his rookie season...Played in his first career game at Pittsburgh (10/25/09) and had 1.0 sack and a FF...Notched his first career INT vs. Seattle (11/22/09)...Played in 10 games (1 start) in 2009, notching 23 tackles and two passes defended...Made his postseason debut against Dallas, contributing a tackle.

CB Chris Cook: Selected 34th overall in the 2010 NFL Draft...Was the highest CB drafted by the Vikings since Dewayne Washington was taken with the 18th overall pick in 1994...Is the 1st University of Virginia draftee selected by the Vikings...Saw his first NFL action in Week Three vs. Detroit after missing first two games with an injury and finished with six tackles and a pass defended...Missed the following two weeks due to injury and returned against GB.

S Eric Frampton: The fourth-year pro has been a consistent contributor on special teams...Has 61 special teams tackles since joining the Vikings in '07...Tied for the team lead with five special teams tackles in the 2009 postseason...Has two special teams tackles this year.

S Tyrell Johnson: Third-year player who started 15 games in 2009 after replacing veteran Darren Sharper...Picked up his 1st career INT as a rookie in 2008, picking off Drew Brees...Was the only Vikings rookie to start a game in '08 and played in every game, including the postseason...Was the Vikings 1st selection (2nd round, #43) in 2008...Had 71 tackles, 7 passes defended and an INT in 2009...Made his first start in 2010 at Green Bay (10/24/10) and finished with three tackles.

S Jamarca Sanford: The fifth and final member of the Vikings '09 draft class...Was the SEC's active tackles leader during his career...Played in his first career game at Detroit (9/20/09) and made his first NFL start vs. Cincinnati (12/13/09)...Had 15 tackles and 19 special teams stops during his rookie season, while seeing action in 14 contests...Has three tackles and six special teams tackles in 2010.

* **CB Lito Sheppard:** Signed as a free agent in April 2010...Seasoned veteran has the 2nd-most career INTs among any active Vikings with 19...Holds NFL record with two INT returns of 100+ yards...Has three career INT-return TDs...Has been named to a pair of Pro Bowls, going to the all-star game following the 2004 and 2005 seasons...Selected with the #26 overall pick by Philadelphia in 2002...Currently has six tackles and four passes defended on the 2010 season.

CB Frank Walker: Joined the Vikings on October 13 as a free agent...Has played in two games and has four tackles and a pass defended to go with his three special teams tackles...Is in his eighth year in the NFL.

* **S Madiou Williams:** A free-agent signing in 2008 (Cincinnati), the six-year veteran directs traffic in the Vikings secondary...Has 46 tackles, an INT, a forced fumble and two passes defended this season...Notched 76 tackles, six passes deflected and one FR while starting all 16 games in 2009...Finished 2009 postseason with 11 tackles, including 10 solo stops...Native of Sierra Leone, moved to the USA at age 9.

* **CB Antoine Winfield:** Known as one of the most physical corners in the game, has 50 tackles, four passes defended and an INT in 2010...Logged 58 tackles, two TFLs, an INT, a FF and a team-high nine passes deflected in 2009...Missed six games that year due to injury...Earned first Pro Bowl berth in 2008 and was a 2nd-Team AP All-Pro after recording 96 tackles (career-best 9.0 TFLs)...Scored a TD in three straight seasons from 2006-08...Joined the Vikings after leaving the Buffalo Bills in 2004.

* Regular Starters

S Colt Anderson: Signed to practice squad with the Vikings for 2010 after being released following training camp...spent entire 2009 season on Vikings practice squad...originally signed as a rookie free agent on 4/27/09.

WHAT TO WATCH FOR IN 2010

Team

- Can win the NFC North for the third consecutive season.
- Can rank in the top 10 for overall defense for the third straight year.
- Can reach 30 victories since the start of the 2008 season. Currently at 24.

Head Coach Brad Childress

- Can reach 40 victories (including playoffs) in 2010 (currently at 39 wins since taking over in 2006).
- Can win the NFC North for a third consecutive season.
- Can reach 30 victories since the start of the 2008 season. Currently at 24.

QB Brett Favre

- Can surpass Warren Moon for the most TD passes after turning 40 years old. Favre currently has 32 since turning 40 and trails Moon's 37.
- Can reach 300 consecutive games played and started. Currently has 291 consecutive starts and 293 consecutive games played.
- Can throw for 4,000 yards for the seventh time in his career.
- Can throw for 3,000 yards for the 19th time in his 20 NFL seasons.
- Can break the NFL record for the most QB starts after turning 40 years old. Favre currently ranks 3rd with 18 and can surpass Warren Moon and Vinny Testaverde (25) this season.
- Can throw for the most TDs in his first two years as a Viking. Currently ranks tied for 2nd with Randall Cunningham and Fran Tarkenton with 40 TD passes since joining the team. Warren Moon holds the record with 51 TD passes in his first two years as a Viking.

LB Chad Greenway

- Can lead the Vikings in tackles for the third consecutive season. Currently leads the team with 66 stops on the year.

WR Percy Harvin

- Can add to his team record of kickoff returns for a TD (currently has three as a Viking).

G Anthony Herrera

- Can block for his fourth consecutive 1,000-yard rusher.

G Steve Hutchinson

- Can block for his 10th career 1,000 yard rusher. Hutchinson has blocked for nine 1,000-yard rushers, every season Hutchinson has been in the NFL.
- Can move into 2nd place for the most consecutive starts by a Vikings guard. Currently ranks 3rd on the list with 70 consecutive starts. Hutchinson can surpass Chris Liwienski (73) before the end of the season.
- Can add to his list of 100-yard rushers. Currently has blocked for 61 100-yard rushing performances (including playoffs), including 23 with RB Adrian Peterson.

TE Jim Kleinsasser

- Can block for a 1,000-yard rusher for the seventh time in his career.
- Can move into 5th place in team history for most receiving yards by a tight end. Currently ranks 6th with 1,619 yards and trails Jermaine Wiggins 1,659.
- Can move into 2nd place for the most consecutive games played by a Vikings tight end. Currently has played in 86 consecutive games, which ranks 3rd and trails Brent Novoselsky's 91 (2nd).
- Can move into 2nd place in team history for the most catches by a Vikings tight end. Currently has 182 career receptions, which trails Jermaine Wiggins' 186 (2nd).

K Ryan Longwell

- Can move up the NFL charts for career field goals made. Currently ranks 16th in NFL history with 327 career field goals. Can surpass George Blanda (335), Steve Christie (336), Adam Vinatieri (342) and Al Del Greco (347).
- Can move up the NFL charts for career points. Currently ranks 15th in NFL history with 1,529 points, which trails Adam Vinatieri's 1,557.

T Bryant McKinnie

- Can block for his sixth 1,000-yard rusher.

WHAT TO WATCH FOR IN 2010

- Can make his 44th consecutive start if he starts every game in 2010. Missed four games in 2008, but has started every game he's played in since 2003 and has started 121 of his 122 career games (started seven of his eight games as a rookie in 2002).
- Can surpass Steve Riley for the most games played by a Vikings offensive tackle. Currently has played in 122 career games as a Viking, which trails Riley's 128 for 4th place.
- Can once again block for one of the highest single-season rushers in Vikings history. Has blocked for five of the top seven single-season performances and is currently blocking for RB Adrian Peterson, who has 684 rushing yards in six games.

WR Randy Moss

- Continues to climb closer to the NFL's all-time receiving TD leader, Jerry Rice (197). Moss currently has 153 receiving TDs.
- Is approaching WR Cris Carter's record of 110 receiving TDs as a Viking. Moss currently has 92 TDs as a Viking.
- Can continue to move up in the NFL charts for most career receiving yards (currently ranks 5th with 14,770).
- Can continue to move up the NFL charts for most career receptions (currently ranks 9th with 947; trails Andre Reed (951) for 8th place).
- Can surpass Jerry Rice for the most seasons with 10+ receiving touchdowns. Moss currently has nine seasons with 10 or more TD receptions, which is tied with Rice for first place in league history (Moss has five TDs in 2010).
- Can notch his fourth consecutive season and 11th overall season with 1,000 receiving yards.

RB Adrian Peterson

- Can surpass 6,000 rushing yards (currently at 5,168) in his first four seasons in the NFL.
- Can continue to climb higher in the top 10 in NFL history for the most rushing yards in the first four seasons. Currently has 5,168 rushing yards, which ranks 10th and trails Walter Payton's 5,316 for 9th, Eddie George's 5,365 for 8th and Barry Sanders' 5,674 for 7th.
- Can break into the NFL's top 10 for most rushing touchdowns in the first four seasons. Currently has 45 regular season rushing TDs, which is tied for 11th in the NFL and trails Shaun Alexander's 46 for 10th place. Just 11 TDs separate Peterson from Terrell Davis' 56 rushing TDs in the first four NFL seasons.
- Can become the first Vikings player to reach 1,000 yards rushing in four consecutive seasons.
- Can move into second place all-time in Vikings history for the most rushing yards. Peterson currently ranks 4th with 5,168 yards and trails Bill Brown (5,757) and Chuck Foreman (5,879) for 3rd and 2nd place, respectively.
- Can break the Vikings team record for the most career rushing TDs. Peterson currently has 45 rushing TDs, which trails Bill Brown and Chuck Foreman's 52.

TE Visanthe Shiancoe

- Can pass Joe Senser's 1,822 career receiving yards as a Viking, which ranks 3rd in team history. Currently Shiancoe has 1,712 yards as a Viking.
- Can pass Stu Voigt's 1,919 career receiving yards as a Viking, which ranks 2nd in team history. Currently Shiancoe has 1,712 receiving yards.
- Can surpass Steve Jordan's 28 career receiving TDs, the most of any Vikings tight end. Shiancoe currently has 20 receiving TDs as a Viking, the 2nd-most of any tight end in team history.

DT Kevin Williams

- Can continue to climb the team charts for the most career sacks. Currently has 49.5 sacks as a Viking, which ranks 9th in team history and trails Keith





2010 STATISTICAL MILESTONES

S Husain Abdullah

- Started his first career Vikings game (at New Orleans-9/9/10).

DE Jared Allen

- Broke the team record for the most sacks in his first three seasons as a Viking. Currently has 30.0 sacks since joining the Vikings in 2008.
- Intercepted his third career pass and his second as a Viking, which ties him for 3rd place in team history among defensive linemen.

WR Greg Camarillo

- Caught his first touchdown pass as a Viking, a 10-yard strike from QB Brett Favre.

C Jon Cooper

- Started his first career NFL game at New York (10/11/10).

QB Brett Favre

- Continued his streak of consecutive starts (currently at 291) and consecutive games played by a position player (currently at 293).
- Extended his own NFL records for passing TDs (504), yards (70,520), completions and attempts.
- Became the first NFL player to throw for 70,000 yards. Currently has 7520 passing yards in his 20 NFL seasons.
- Became the first NFL player to throw for 500 career touchdowns. Currently has 504 passing TDs in his 20 NFL seasons.
- Surpassed Randall Cunningham and Fran Tarkenton for the most passing yards in the first two seasons as a Viking. Currently ranks 2nd in team history with his 5,153 passing yards in his first two years.
- Tied Randall Cunningham and Fran Tarkenton for the 2nd-most passing TDs in the first two years as a Viking (currently has 40 and trails Warren Moon's 51 in his first two years).
- Moved into sole possession of 4th place for most passing TDs in the first two seasons as a Viking. Currently has 40 in his first two years as a Viking.
- Threw a TD pass to his 60th receiver (Greg Camarillo).
- Added to his NFL records for most passing yards (28,240) and passing touchdowns (214) in one stadium (Lambeau Field).
- Set a new NFL record for the most starts in one stadium. Now has 119 starts at Lambeau Field, breaking John Elway's 118 starts at Mile High Stadium.

LB Chad Greenway

- Leading the Vikings in tackles for the 3rd-straight season (currently has 66).

WR Percy Harvin

- Had his first two-touchdown performance in Week Five against the Jets.
- Scored his first career rushing touchdown at Green Bay (10/24/10).
- Became only the fifth player in team history to score three different ways in a season, and the first since 2005 (one rush, three pass, one kick return).
- Returned his third career kickoff return for a touchdown and is only the Vikings player in team history to have more than one kick return for a TD.
- Notched the 6th-longest kickoff return in team history (95t) and now owns three of the top 10 (101t, 95t, 88t).
- Tied a team record for the most combined kick return TDs in a career with his third against Dallas (10/17/10).
- Moved into 2nd place in team history for the most 50+ yard kickoff returns in a career (currently has four and trails David Palmer's five).
- Tallied the 3rd-best kickoff return average for a single game with his 44.7 yard average against Dallas (10/17/10).
- Is the only player in team history to have three of the top 10 longest kickoff returns.

LB E.J. Henderson

- Became only the 10th linebacker in team history to intercept two passes in a game and the first since Chad Greenway did it against Detroit (9/20/09).

G Steve Hutchinson

- On pace to block for his 10th 1,000-yard rusher, every season Hutchinson has been in the NFL (Peterson has 684 yards through six games).
- Has now blocked for 61 100-yard rushing performances (including

2010 STATISTICAL MILESTONES

playoffs), including 23 with RB Adrian Peterson.

- Moved into 3rd place in Vikings history for most consecutive starts by an offensive guard (currently at 70 straight starts).

TE Jim Kleinsasser

- Surpassed Stu Voigt's 177 career receptions to move into 3rd place in Vikings history. Currently has 182 career catches, which trails Jermaine Wiggins' 186 for 2nd place.
- Is on pace to block for his seventh 1,000-yard rusher. RB Adrian Peterson currently has 684 rushing yards through six games.
- Moved into 3rd place in team history for most consecutive games played by a tight end (currently at 86).
- Moved into 2nd place in Vikings history for most starts by a tight end (currently at 113).

LS Cullen Loeffler

- Became only the second Vikings long snapper to play in 100 straight games (currently at 102).

K Ryan Longwell

- Moved into 6th place for most career points as a Viking (currently has 475).
- Connected on his eighth game-winning field goal as a Viking in Week Six vs. Dallas (10/17/10).

WR Randy Moss

- Moved into 9th place in NFL history for the most career receptions (currently has 947).
- Now has 92 receiving TDs as a Viking, trailing Cris Carter's 110.

RB Adrian Peterson

- Tied for the fifth-fastest player in NFL history to reach 5,000 rushing yards (had 5,037 through 51 games).
- Became only the fourth Vikings player to reach 5,000 rushing yards (currently has 5,168).
- Moved into 4th place for the most rushing yards as a Viking (currently has 5,168).
- Moved into 2nd place for the most rushing touchdowns as a Viking (currently has 45).
- Set a new team record for the fewest games (51) needed to reach 5,000 rushing yards (previous record was Chuck Foreman-68 games).
- Became the first Vikings player to reach at least 500 rushing yards twice through the first five games of a season.
- Became the first Vikings player to reach at least 600 rushing yards three times through the first six games of a season.
- Moved into 10th place all-time for most rushing yards through the first four NFL seasons (currently has 5,168 yards).
- Moved into a 11th place tie for the most rushing touchdowns through the first four NFL seasons (currently has 45 regular season rushing TDs).
- Became only the fifth Vikings player to have 30 career games with a rushing touchdown (currently has 30 games with a TD).
- Moved into the Vikings top 10 for the most combined net yards in a career (currently ranks 10th with 6,569).
- Has three games with 100+ rushing yards on the season, giving him 22 for his career.

TE Visanthe Shiancoe

- Surpassed Jermaine Wiggins' 1,659 receiving yards to move into 4th place in team history for receiving yards by a tight end. Currently has 1,712 receiving yards as a Viking.



2009 HONOR ROLL

DE Jared Allen

- 2009 Pro Bowl Selection
- 2009 Associated Press 1st Team All-Pro
- 2009 Pro Football Weekly/PFWA All-NFL Team
- Vikings Defensive MVP (voted on by team)
- Pro Football Weekly's 2009 Midseason All-Pro Team

LB Heath Farwell

- 2009 Pro Bowl Selection (Special Teams)

QB Brett Favre

- 2009 Pro Bowl Selection
- Vikings Offensive MVP (voted on by team)
- NFC Offensive Player of the Month (November)
 - Completed 91-of-130 passes (70.0%) for 1,193 yards, 12 TDs and no INTs and led the NFL with a 129.4 passer rating.
 - Led the Vikings to a 4-0 record while posting a rating of at least 112.5 in each of the games and throwing for 3+ TDs 3 times.
- NFC Offensive Player of the Week, vs. Green Bay (10/5/09)
 - Completed 24 of 31 passes for 271 yards and 3 TDs with no INTs.
- NFC Offensive Player of the Week, at Green Bay (11/1/09)
 - Completed 17 of 28 passes for 244 yards and 4 TDs with no INTs.
- NFC Offensive Player of the Week, vs N.Y. Giants (1/3/10)
 - Completed 25 of 31 passes for 316 yards and 4 TDs with no INTs.

LB Chad Greenway

- NFC Defensive Player of the Week, at Detroit (9/20/09)
 - 4 tackles, 2 INTs, 1 FR.
 - Became just the 15th player in team history to notch three takeaways.

WR/KR Percy Harvin

- 2009 Pro Bowl Selection (Kick Returner)
- Associated Press Offensive Rookie of the Year
- Pro Football Weekly/PFWA Offensive Rookie of the Year
- Pepsi NFL Rookie of the Year
- Pro Football Weekly/PFWA All-Rookie Team
- Pro Football Weekly's 2009 Midseason All-Pro Team
- NFL Rookie of the Month (November)
 - Had 19 catches for 317 yards and 3 TDs, 4 carries for 54 yds and 8 KR for 239 yds.
- NFC Special Teams Player of the Week vs. San Francisco (9/27/09)
 - 4 receptions, 51 yards, 12.8 avg., 18 long.
 - Also returned 4 kickoffs for 180 yards, including a 101-yard TD.
- Pepsi Rookie of the Week, at Green Bay (11/1/09)
 - 5 receptions, 84 yards, 1 TD, 51T long; 5 KR, 175 yards, 77 long.

LB E.J. Henderson

- Ed Block Courage Award (voted on by team)

G Steve Hutchinson

- 2000s All-Decade Team
- 2009 Pro Bowl Selection
- 2009 Associated Press 1st Team All-Pro
- 2009 Pro Football Weekly/PFWA All-NFL Team

T Phil Loadholt

- 2009 Pro Football Weekly/PFWA All-Rookie Team

K Ryan Longwell

- Vikings Special Teams MVP (voted on by team)

T Bryant McKinnie

- 2009 Pro Bowl Selection

RB Adrian Peterson

- 2009 Pro Bowl Selection
- 2009 Associated Press 1st Team All-Pro
- 2009 Pro Football Weekly/PFWA All-NFL Team
- Pro Football Weekly's 2009 Midseason All-Pro Team (Unanimous)
- Fed Ex Ground Player of the Week, at Cleveland (9/13/09)
 - 25 rushes, 180 yards, 3 TDs, 7.2 avg., 64t long.
 - Became 1st NFL player to rush for 180+ yards and 3 TDs in season opener.

WR Sidney Rice

- 2009 Pro Bowl Selection
- NFC Offensive Player of the Week, vs. Detroit (11/15/09)
 - 7 receptions, 201 yards, 28.7 avg. 56 long.
 - Also named Associated Press Offensive Player of the Week.

DT Kevin Williams

- 2000's All-Decade Team
- 2009 Pro Bowl Selection
- 2009 Associated Press 1st Team All-Pro
- 2009 Pro Football Weekly/PFWA All-NFL Team

CB Antoine Winfield

- 2009 Pro Bowl Selection

AWARDS UNDER CHILDRESS

Since **Brad Childress** took over in 2006, the Vikings have had 12 players earn 19 NFC Player of the Week honors. Of the 12, 11 joined the Vikings via free agency, trades or the draft since '06.

Jared Allen - Defensive Player of the Week - vs. CHI (11/30/08)

- Season-high 2.5 sacks and 9 total tackles (7 solo).

Aundrae Allison - Special Teams Player of the Week - vs. DET (12/2/07)

- Set Vikings kickoff return record with a 47.7 avg.
- Set team record for the longest play with a 104 return for a TD.

Brett Favre - Offensive Player of the Week - vs. GB (10/5/09)

- Completed 24 of 31 passes for 271 yards and 3 TDs with no INTs.
- Finished game with a passer rating of 135.3.

Brett Favre - Offensive Player of the Week - at GB (11/1/09)

- Completed 17 of 28 passes for 244 yards and 4 TDs with no INTs.
- Finished game with a passer rating of 128.6.

Brett Favre - Offensive Player of the Week - vs. NYG (1/3/10)

- Completed 25 of 31 passes for 316 yards and 4 TDs with no INTs.
- Finished game with a passer rating of 148.7.

Chad Greenway - Defensive Player of the Week - at DET (9/20/09)

- Finished with 4 tackles, 2 INTs, 1 FR.
- Became just the 15th player in team history to notch a 3-takeaway game and only the 3rd LB to accomplish the feat.

Cedric Griffin - Defensive Player of the Week - at DET (12/10/06)

- Finished with an interception, a forced fumble and a fumble recovery.

Percy Harvin - Special Teams Player of the Week - vs. DAL (10/17/10)

- Returned three kickoffs for 134 yards (44.7 avg.), including a 95-yard touch-down to open the second half of the game.

Percy Harvin - Special Teams Player of the Week - vs. SF (9/27/09)

- Finished with 4 receptions, 51 yards, 12.8 avg., 18 long
- Also returned 4 kickoffs for 180 yards, including a 101-yard TD; averaged 45.0 yards per return.

Tarvaris Jackson - Offensive Player of the Week - at ARI (12/14/08)

- Completed 11 of 17 passes for 163 yards and 4 TDs.
- Posted a career-best 135.5 passer rating.

Ryan Longwell - Special Teams Player of the Week - vs. NYG (12/28/08)

- Connected on a game-winning 50-yard field goal as time expired.
- Finished 2-2 on field goals (48, 50) and 2-2 on PATs.

Ryan Longwell - Special Teams Player of the Week - vs. CAR (9/17/06)

- Connected on 3-of-4 field goals (26, 22, 19) and 1-1 PATs.
- Kicked the game-winning 19-yard FG in overtime after throwing a TD in regulation.

Adrian Peterson - Offensive Player of the Week - vs. DET (9/26/10)

- Rushed for 160 yards and two TDs on 23 carries (7.0 avg.).
- Also caught five passes for 30 yards.

Adrian Peterson - Offensive Player of the Week - vs. GB (11/9/08)

- Rushed for 192 yards and a TD on 30 carries (6.4 avg.).
- Also caught 3 passes for 33 yards.

Adrian Peterson - Offensive Player of the Week - vs. SD (11/4/07)

- Set an NFL record with 296 rushing yards on the day.
- Carried 30 times for 296 (9.9 avg.) and 3 TDs, including a 64-yarder.
- Rushed 20 times for 224 yards and 3 TDs, including a 73-yarder.
- Averaged 11.2 yards per carry and caught 1 pass for 9 yards.

Sidney Rice - Offensive Player of the Week - vs. DET (11/15/09)

- Finished with 7 receptions, 201 yards, 28.7 avg., 56 long.

Dwight Smith - Defensive Player of the Week - at NYG (11/25/07)

- Finished with 2 INTs, including one he returned 93 yards for a TD.
- Also had 6 tackles on the day, 4 solo.

Antoine Winfield - Defensive Player of the Week - vs. NO (10/6/08)

- Finished with 8 tackles, a sack, a FF and a FR.
- Also returned a blocked field goal 59 yards for a TD.

MINNESOTA
VIKINGS

TEN VIKINGS HONORED WITH PRO BOWL TRIPS IN 2009

The National Football League announced that 10 Minnesota Vikings earned Pro Bowl honors for their performances in 2009, the most of any NFL team. The team's 10 selections, which match the 1998 squad's 10 as the most in team history, included starters DE **Jared Allen**, G **Steve Hutchinson**, T **Bryant McKinnie**, RB **Adrian Peterson** and DT **Kevin Williams**. Joining the 5 starters were special teams ace **Heath Farwell**, QB **Brett Favre**, KR **Percy Harvin**, WR **Sidney Rice** and CB **Antoine Winfield**. For Farwell, Harvin, McKinnie and Rice, it was their first selection to the Pro Bowl.

Since 2006, the Vikings have had 14 different players recognized with 26 Pro Bowl honors. Of the 9 this season, 5 were drafted by the Vikings, 3 were acquired as veteran free agents, one was acquired by trade and one was signed as a rookie free agent.

Allen led the Vikings in sacks with 14.5 on the year and became only the 2nd player in NFL history to have 3 consecutive seasons with at least 14 sacks. It was Allen's 3rd consecutive Pro Bowl and his 2nd in a row with the Vikings. The last Vikings defensive end to go to consecutive Pro Bowls was Chris Doleman in 1989 and 1990.

Farwell successfully returned from season-ending knee surgery that cost him the entire 2008 season to earn his first Pro Bowl honors this year. He was the first Viking to be selected as a special teamer since Joey Browner in 1985.

Favre's selection was his 11th in 19 NFL seasons and his 3rd straight with 3 different teams-Green Bay in 2007, N.Y. Jets in 2008 and Minnesota in 2009. With the selection, Favre passed Hall of Famer John Unitas for most selections by a quarterback in NFL history.

Harvin was only the 2nd Vikings KR to be named to the Pro Bowl. He is the only Viking in team history with 2 kickoff return TDs, and his 27.5-yard kickoff return average ranked as the 2nd-best single-season mark in team history.

Hutchinson made his 7th straight Pro Bowl berth and was an NFC starter for the 5th consecutive season. He has blocked for a 1,000-yard rusher in each of his 9 NFL seasons, including this season, as Adrian Peterson rushed for 1,383 yards and a team-record 18 TDs.

Making his Pro Bowl debut, **McKinnie** enjoyed the best season of his 8-year career. The mammoth left tackle has started 119 career games, including playoffs, since stepping into the lineup as a rookie in 2002. He has not missed a game due to injury, and his 119 starts are the 3rd-most by a Vikings OT in team history.

Peterson returned to the Pro Bowl for the 3rd straight year, becoming only the 2nd running back in team history (Chuck Foreman) to earn Pro Bowl honors in his opening 3 seasons in the league. Peterson set a new Vikings record with 18 rushing touchdowns in 2009 and had the 2nd-most total TDs in a season in team history.

Rice had a breakout season in 2009, leading the team with 83 receptions for 1,312 yards and 8 touchdowns. He became only the 3rd Vikings wide receiver to post 1,300+ receiving yards in a season, joining Cris Carter and Randy Moss.

Williams has now been selected to 5 Pro Bowls in 7 NFL seasons, which puts him behind only Alan Page (9) and John Randle (8) in Vikings history for Pro Bowls by a DT.

Winfield made his 2nd-consecutive Pro Bowl in his 11th NFL season, becoming the first Vikings CB to make back-to-back Pro Bowls since Carl Lee in 1989-90.

2009 VIKINGS PRO BOWLERS

PLAYER	POS.	PRO BOWL SEASONS
Brett Favre	QB	1992#, 1993#, 1995#, 1996#, 1997#, 2001#, 2002#, 2003#, 2007#, 2008+, 2009
Steve Hutchinson	G	2003*, 2004*, 2005*, 2006, 2007, 2008, 2009
Kevin Williams	DT	2004, 2006, 2007, 2008, 2009
Jared Allen	DE	2007^, 2008, 2009
Adrian Peterson	RB	2007, 2008, 2009
Antoine Winfield	CB	2008, 2009
Heath Farwell	Special Teams	2009
Percy Harvin	KR	2009
Bryant McKinnie	T	2009
Sidney Rice	WR	2009
#-Green Bay Packers +New York Jets *-Seattle Seahawks ^-Kansas City Chiefs		

MOST PRO BOWLERS

2009 Teams With Most Pro Bowlers

Team	Pro Bowlers
1) Minnesota	10
2t) Dallas	6
2t) Indianapolis	6
2t) Philadelphia	6

2009 Individual Stats

Jared Allen: 79 tackles (63 solo), 14.5 sacks, 13 TFL, 6 FF, 3 FR, 1 INT, 47 QB hurries, 5 passes defended...Finished 2nd in the NFL in sacks.
 Heath Farwell: 24 special teams tackles, 2 FR... Tied for the team lead in special teams tackles.
 Brett Favre: 363-of-531 passing for 4,202 yards and 33 TDs...Threw just 7 INTs on the year, and his +26 TD/INT ratio was the best in the NFL.
 Percy Harvin: 42 kickoff returns, 1,156 yards, 27.5 avg., 101t long...Returned 2 kickoffs for TDs, the first player in team history to accomplish the feat.
 Adrian Peterson: 314 rushes, 1,383 yards, 18 TDs, 4.4 avg...18 TDs led the league and were a Vikings record for a single season.
 Sidney Rice: 83 receptions, 1,312 yards, 8 TDs, 15.8 avg...Ranked 2nd in the NFC and 6th in the NFL in receiving yards.
 Kevin Williams: 55 tackles, 6.0 sacks, 6 TFL, 1 FF, 1 FR, 36 QB hurries, 6 passes defended...6.0 sacks was tied for most among defensive tackles.
 Antoine Winfield: 58 tackles, 1.0 sack, 1 INT, 9 passes defended, 1 FF.





VIKINGS A RUSH UNDER CHILDRESS

Since **Brad Childress** took over in 2006, the Vikings have had one of the best running attacks in the NFL, rushing for 9,527 yards over the past 70 regular season games. The team's 136.1 yards per game average ranks 3rd in the NFL during that time. The Vikings have rushed for an average of 136.2 yards per game in 2010, good for 7th in the NFL.

Rushing Yards Per Game in 2010

Team	Yards	Avg. Per Game
1) Kansas City	1,059	176.5
2) N.Y. Jets.....	955	159.2
3) Oakland.....	1,109	158.4
4) Houston	844	140.7
5) Atlanta	962	137.4
6) N.Y. Giants.....	818	136.3
7) Minnesota	817	136.2

Rushing Yards Per Game 2006-2010 (Regular Season)

Team	Yards	Avg. Per Game
1) Tennessee	10,033	141.3
2) Atlanta	9,740	137.2
3) Minnesota	9,527	136.1
4) Jacksonville.....	9,629	135.6

The team's 4.5 yards-per-carry average during that time is tied for 2nd in the NFL.

Highest Yards Per Carry Average 2006-2010 (Regular Season)

Team	Attempts	Yards	Avg.
1) N.Y. Giants.....	2,044	9,477	4.6
2t) Minnesota.....	2,096	9,527	4.5
2t) Four other teams tied.....	-	-	4.5

The Vikings 270 rushes of 10+ yards from 2006-2010 (12.9% of Vikings rushes) are the most during that time.

Rushes of 10+ Yards 2006-2010

Team	Rushes of 10+ Yards
1) Minnesota	270
2t) Jacksonville	269
2t) N.Y. Giants.....	269

The Vikings have rushed for 478 first downs from 2006-2010; that total is the 6th-most during that time.

Rushing First Downs 2006-2010

Team	First Down Rushes
1) New England.....	549
2) Jacksonville.....	530
3) N.Y. Giants.....	522
4) Atlanta	499
5) Tennessee.....	487
6) Minnesota	478

The Vikings have scored 74 rushing touchdowns during that time, also the 6th-most in the NFL.

Rushing Touchdowns 2006-2010

Team	Rushing TDs
1) San Diego	88
2) Tennessee.....	83
3) New England.....	82
4) Jacksonville.....	79
5) New Orleans	76
6) Minnesota	74

ESTABLISHING THE RUN GAME

The Vikings currently rank 7th in the NFL with 817 rushing yards through six games (136.2 avg.). The team's 4.70 yards per carry average ranks tied as the 5th-highest.

Yards Per Carry Average in 2010 - NFL

Team	YPC
1) Houston	5.24
2) Kansas City.....	5.02
3) N.Y. Jets.....	4.95
4) Philadelphia.....	4.92
5t) Minnesota	4.70
5t) Oakland	4.70

PROTECTING THE BALL

The Vikings have turned the ball over just 33 times since the beginning of the 2009 season, tied for the 7th-lowest total during that time. Minnesota's seven interceptions in 2009 were the lowest in the NFL.

Lowest Number of Turnovers 2009-2010

Team	Turnovers
1t) Dallas	28
1t) New England	28
3) Green Bay	29
4) Kansas City.....	31
5t) Indianapolis	32
5t) Philadelphia.....	32
7t) Minnesota	33
7t) Baltimore.....	33
7t) Pittsburgh.....	33

PUT IT ON THE BOARD

The Vikings have scored 186 total touchdowns since Head Coach **Brad Childress** took over in 2006, a total that ranks 10th in the NFL. The Vikings 23.0 points per game during that time also ranks 10th.

Touchdowns Scored 2006-2010

Team	Total TDs
1) New England.....	235
2) New Orleans	233
3) San Diego	231
4) Indianapolis	221
5) Dallas.....	204
6) Green Bay	203
7) Philadelphia.....	199
8) N.Y. Giants.....	193
8t) Arizona.....	190
10) Minnesota	186

Points Per Game 2006-2010

Team	Points
1) New England.....	28.4
2) San Diego	27.8
3) New Orleans	26.9
4) Indianapolis	26.2
5) Green Bay	25.1
6t) Dallas	24.7
6t) Philadelphia.....	24.7
8) N.Y. Giants.....	24.2
9) Arizona	23.1
10) Minnesota	23.0



CROSSING THE BORDER



Last year Vikings fans witnessed the unimaginable, as longtime Green Bay Packers QB **Brett Favre** signed a two-year deal with Minnesota, bringing one of the biggest sports border rivalries to even greater heights.

As if the signing itself wasn't exciting enough, Favre went on to turn in his best single-season performance in 2009, completing 363 of his 531 passes (68.4%) for 4,202 yards and 33 TDs. **He threw just 7 INTs, tied for the lowest total in the NFL and for his career, and his 107.2 passer rating was also a career high and the 2nd-highest in the NFL.** Favre's 68.4 completion percentage, another career high, ranked as the 2nd-highest in a Vikings single-season (Culpepper-69.2%-2004). and his +26 TD/INT ratio was the best in the league.

After debating retirement during the offseason, Favre returned to the team on August 17 for his 20th NFL season. **Thus far he has thrown for 1,191 yards and seven TDs through six games.**

In his previous 19 years, Favre has been voted to the Pro Bowl 11 times, nine of which came during his 16 years with the Packers. During that time he endured only one losing season, taking the Packers to two Super Bowls (winning one) and making 11 playoff appearances.

Favre's numbers over the years speak for themselves:

- * Was named MVP of the NFL for three consecutive seasons (1995-97) and has been selected to 11 Pro Bowls.
- * Has started 291 consecutive games (315 including playoffs) for Green Bay, N.Y. Jets and Minnesota, the longest stretch ever among all players, breaking Jim Marshall's (Vikings) previous record of 270.
- * Holds every significant NFL career passing record and is the league's all-time leader in TD passes (504), completions (6,187), attempts (9,990), yards (70,520) and victories as a starting QB (183).
- * Has 44 career game-winning comebacks (4th quarter deficit or tie).
- * Has 61 career 300-yard passing games.
- * Extended two of his own NFL records in 2009 with his 18th consecutive season and 18th overall season with 3,000+ yards passing.
- * Has now surpassed the 4,000-yard passing mark six times during his career.

IN A LEAGUE OF HIS OWN

Favre holds the NFL record in every significant passing category.

NFL Career TD Passes

Player	TDs
1) Brett Favre	504
2) Dan Marino	420
3) Peyton Manning	379
4) Fran Tarkenton.....	342

NFL Career Passing Yards

Player	Yards
1) Brett Favre	70,520
2) Dan Marino	61,361
3) Peyton Manning	52,044

NFL Career Games with 100+ Passer Rating (15 attempts min.)

Player	Games with 100+ Rating
1) Brett Favre	105
2) Peyton Manning	78
3) Fran Tarkenton.....	74

NFL Career Completions

Player	Comp./Att./Pct.
1) Brett Favre	6,187/9,990/62.0%
2) Dan Marino	4,967/8,358/59.4%
3) Peyton Manning	4,403/6,785/64.9%

SO MUCH FOR BEING OVER THE HILL

Despite being the oldest QB in the league and only the 12th QB in NFL history to start a game after turning 40, **Favre** had the best season of his career, statistically speaking, in 2009 when he set career highs in - and finished at or near the top of - several passing categories.

On the year, Favre completed 68.4% (3rd) of his passes for 4,202 yards (9th) and 33 TDs (t-2nd). He finished with a **passer rating of 107.2, the 2nd-best in the NFL and a career high.**

Favre's 68.4 completion percentage was also a career-best and ranked as the Vikings 2nd-highest in a single season behind Daunte Culpepper's 69.2 in 2004. Favre threw **just seven INTs on the season (1.3%), which tied for the lowest among players with at least 300 attempts and was another career best. His +26 TD/INT ratio was also the best in the NFL.**

2009 Highest Passer Rating - NFL

Player	Passer Rating
1) Drew Brees, NO.....	109.6
2) Brett Favre, MIN	107.2
3) Philip Rivers, SD	104.4

2009 Passing TDs - NFL

Player	TDs
1) Drew Brees, NO.....	34
2t) Brett Favre, MIN	33
2t) Peyton Manning, IND	33
4) Aaron Rodgers, GB	30

2009 TD-INT Differential - NFL

Player	TD-INT Differential
1) Brett Favre, MIN	+26 (33 TDs/7 INTs)
2t) Drew Brees, NO.....	+23 (34 TDs/11 INTs)
2t) Aaron Rodgers, GB.....	+23 (30 TDs/7 INTs)
4) Peyton Manning, IND	+17 (33 TDs/16 INTs)

2009 Highest Touchdown Percentage - NFL

Player	% TDs
1) Drew Brees, NO.....	6.6
2) Brett Favre, MIN	6.2
3) Peyton Manning, IND	5.8
4) Philip Rivers, SD	5.8

2009 Highest Completion Percentage - NFL

Player	Pct.
1) Drew Brees, NO.....	70.6
2) Peyton Manning, IND	68.8
3) Brett Favre, MIN	68.4

2009 Least Interceptions (players with 300+ attempts) - NFL

Player	INTs
1t) Brett Favre, MIN	7
1t) Aaron Rodgers, GB.....	7

2009 Lowest Interception Percentage - NFL

Player	% INT
1t) Brett Favre, MIN	1.3
1t) Aaron Rodgers, GB.....	1.3
3) Tony Romo, DAL	1.6

2009 Passing Yards - NFL

Player	Yards
1) Matt Schaub, HOU.....	4,770
2) Peyton Manning, IND	4,500
3) Tony Romo, DAL	4,483
4) Aaron Rodgers, GB	4,434
5) Tom Brady, NE	4,398
6) Drew Brees, NO.....	4,388
7) Ben Roethlisberger, PIT	4,328
8) Philip Rivers, SD	4,254
9) Brett Favre, MIN	4,202

500 TOUCHDOWNS

Last year **Favre** became the first NFL player to reach 500 combined touchdowns (passing and rushing).

Most Regular Season Combined TDs (passing and rushing) - NFL

Player, Years	TDs (pass and rush)
1) Brett Favre, 1991-10	518 (504 pass, 14 rush)
2) Dan Marino, 1983-99	429 (420 pass, 9 rush)

FAVRE ALREADY IN TOP 5 IN TEAM HISTORY

In his first season with the team, **Favre** broke into the top five in several categories in Vikings annals.

Best Passer Rating in a Single Season - Vikings

Player, Year	Rating
1) Daunte Culpepper, 2004	110.9
2) Brett Favre, 2009	107.2

Highest Completion % in a Single Season - Vikings

Player, Year	%
1) Daunte Culpepper, 2004	69.2
2) Brett Favre, 2009	68.4

Most Passing TDs in a Single Season - Vikings

Player, Year	Passing TDs
1) Daunte Culpepper, 2004	39
2) Randall Cunningham, 1998	34
3t) Brett Favre, 2009	33
3t) Warren Moon, 1995	33
3t) Daunte Culpepper, 2000	33

Most Completions in a Single Season - Vikings

Player, Year	Completions
1) Daunte Culpepper, 2004	379
2) Warren Moon, 1995	377
3) Warren Moon, 1994	371
4) Brett Favre, 2009	363

Most Passing Yards in a Single Season - Vikings

Player, Year	Yards
1) Daunte Culpepper, 2004	4,717
2) Warren Moon, 1994	4,264
3) Warren Moon, 1995	4,228
4) Brett Favre, 2009	4,202

BREAKING RECORDS WITH THE VIKINGS

It took just two regular season games with the Vikings before **Favre broke the team record for the highest completion percentage in a single game**. At Detroit (9/20/09), he completed 23 of 27 passes (85.2%). It was a Vikings record and Favre's best completion percentage of his career. **He then broke his own record when he completed 22-of-25 passes (88.0%) for 213 yards and 4 TDs vs. Seattle** (11/22/09).

Highest Completion Percentage in a Single Game - Vikings

Player	Pct. (Comp./Att.)
1) Brett Favre, vs. Seattle, 11/22/09	88.0 (22/25)
2) Brett Favre, at Detroit, 9/20/09	85.2 (23/27)
3) Randall Cunningham, at Tampa Bay, 11/1/98	84.0 (21/25)

Most Games in a Season Completing 75% or Higher - Vikings

Player, Season	Games
1) Brett Favre, 2009	5
2) Rich Gannon, 1992	3

Favre's Highest Completion Percentage Single Games

Game	Pct. (Comp./Att.)
1) vs. Seattle, 11/22/09	88.0 (22/25)
2) at Detroit, 9/20/09	85.2 (23/27)
3) at Cleveland, 11/19/95	82.1 (23/28)

GAMES WITHOUT AN INT

During the 2009 season, **Favre threw just seven INTs, the lowest total of his career and the 3rd-lowest in Vikings history**. Favre's INT percentage of 1.3%, tied for the lowest in the NFL and is a Vikings record. He did **not throw a pick in 10 games that year**, breaking a team record for the most games without an INT in a single season.

Most Games w/out an INT - Single Season - Vikings

Player, Year	Games w/out INT
1) Brett Favre, 2009	10 (9-1)
2t) Daunte Culpepper, 2004	8 (4-4)
2t) Warren Moon, 1995	8 (4-4)

Most Consecutive Games w/out an INT - Vikings

Player	Cons. Games w/out INT
1) Fran Tarkenton, 10/21/73-11/19/73	5
2t) Brett Favre, 11/1/09-11/29/09	4
2t) Randall Cunningham, 9/20/98-10/18/98	4
2t) Warren Moon, 10/30/95-11/19/95	4
2t) Tommy Kramer, 9/7/86-9/28/86	4

Least INTs in a Single Season - Vikings

Player, Year	INTs (Attempts)
1) Brad Johnson, 2005	4 (254)
2) Rich Gannon, 1991	6 (354)
3t) Brett Favre, 2009	7 (531)
3t) Fran Tarkenton, 1973	7 (274)

Lowest INT Percentage in a Single Season - Vikings

Player, Year	INT Pct.
1) Brett Favre, 2009	1.3
2) Brad Johnson, 2005	1.4

Most Consecutive Passing Attempts w/out an INT - Vikings

1) 193	Warren Moon, 10/22/95 - 11/23/95
2) 162	Randall Cunningham, 12/21/97 - 10/25/98
3) 159	Brett Favre, 10/25/09 - 12/6/09
4) 156	Rich Gannon, 12/30/90 - 10/27/91

MOST WINS IN FIRST SEASON WITH TEAM

Last season **Favre** set a team record for the most wins in the first season on the team. His 12 victories in '09 surpassed Warren Moon's nine wins in 1994.

Most Wins in First Season on Team - Vikings

Player, Year	Wins
1) Brett Favre, 2009	12 (12-4)
2) Warren Moon, 1994	9 (9-6)

Favre also set a new team record for the fewest games needed to reach 10 wins.

Fewest Games Needed to Reach 10 Wins - Vikings

Player, Year	Games
1) Brett Favre, 2009	11 (10-1)
2) Daunte Culpepper, 1999-00	12 (10-2)

300-YARD GAMES

Favre has 61 career 300-yard passing games, the 2nd-most in NFL history.

Career 300-Yard Games - NFL

Player, Season	300-Yard Games (Team Record)
1) Dan Marino	63 (37-26)
2) Brett Favre	61 (40-21)
3) Peyton Manning	60 (37-23)

EXCLUSIVE COMPANY

Favre has received the Associated Press NFL MVP award three times during his career, accomplishing the feat in three straight seasons - 1995, '96 and '97.

Multiple Associated Press NFL MVP Award Winners

Player, Team	Honors; Seasons
1) Peyton Manning, Indianapolis.....	4; 2003-04, 2008-09
2) Brett Favre, Green Bay	3; 1995-97
3t) Jim Brown, Cleveland	2; 1957, 1965
3t) Johnny Unitas, Baltimore	2; 1964, 1967
3t) Joe Montana, San Francisco	2; 1989, 1990
3t) Steve Young, San Francisco	2; 1992, 1994
3t) Kurt Warner, St. Louis.....	2; 2003-04

Vikings Associated Press NFL MVP Award Winners

Player	Season
Alan Page.....	1971
Fran Tarkenton.....	1975

BEST OF THE BEST

Favre ranks among the NFL's all-time greatest QBs in the single season and career passing charts.

Most Seasons Leading League in Passing

Player	Seasons
1t) Brett Favre	4; 1995-97, 2003
1t) Johnny Unitas.....	4; 1957-60
1t) Len Dawson	4; 1962-63, '65-66
1t) Steve Young	4; 1992-94, '98

Most Career Games With 4+ TD Passes

Player	Games
1) Brett Favre	23
2) Dan Marino	21
3) Peyton Manning	20

TEST OF DURABILITY

During the 2009 season, **Favre started his 271st consecutive game and passed former Vikings ironman Jim Marshall for the most consecutive regular-season starts in NFL history.** Marshall started 270 games in a row for Minnesota from 1961-79. He played 12 games with Cleveland in 1960, but official records of starters were not kept before 1961. The Browns internal records, however, indicate Marshall did not start the final 11 games.

Favre has now started 291 straight games and has surpassed Marshall for consecutive games played by a position player (293).

Most Consecutive Regular Season NFL Starts

Player	Consecutive Starts
1) Brett Favre	291
2) Jim Marshall.....	270

Most Consecutive Regular Season NFL Games Played

Player	Consecutive Games Played
1) Brett Favre	293
2) Jim Marshall.....	282

TOP FIVE MOST WINS

Favre ranks 5th in NFL history for the most wins by all NFL players and 2nd among skill positions. Favre has played in 185 games in which his team won.

Most NFL Wins All-Time

Player (Games Played)	Wins
1) Gary Anderson (346)	201
2) George Blanda (325).....	199
3) Jerry Rice (302)	193
4) Morten Anderson (377).....	189
5) Brett Favre (294)	185

TOUCHDOWN TARGETS

Favre has thrown 504 TD passes to 60 different players in regular season games over his career - 44 with Green Bay, 10 with Minnesota and six with the N.Y. Jets. With the Vikings, Favre's favorite target in Minnesota thus far has been TE **Visanthe Shiancoe**, who has 12 TD catches from Favre.

Players Catching TD Passes From Favre

Player	TDs
Antonio Freeman.....	57
Sterling Sharpe.....	41
Donald Driver.....	36
Robert Brooks	32
Bubba Franks	29
Bill Schroeder.....	19
Javon Walker	19
Mark Chmura	16
Dorsey Levens.....	16
Ahman Green	14
Greg Jennings.....	14
William Henderson	13
Tyrone Davis.....	12
Robert Ferguson	12
Visanthe Shiancoe	12
Keith Jackson	11
Edgar Bennett.....	10
Percy Harvin	9
David Martin.....	9
Donald Lee.....	8
Anthony Morgan	8
Corey Bradford	7
Laveranues Coles.....	7
Sidney Rice	7
Jackie Harris.....	6
Antonio Chatman	5
Jerricho Cotchery	5
Tony Fisher	5
Derrick Mayes	5
Don Beebe	4
Bernard Berrian	4
Ruvell Martin	4
Mark Clayton	3
Mark Ingram	3
Dustin Keller	3
Terry Mickens.....	3
Chansi Stuckey	3
Jeff Dugan	2
Terry Glenn	2
Noah Herron.....	2
James Jones.....	2
Thomas Jones	2
Charles Jordan	2
Randy Moss	2
Jeff Thomason	2
Leon Washington	2
Ed West.....	2
Greg Camarillo	1
Reggie Cobb.....	1
Samkon Gado	1
Charles Lee.....	1
Greg Lewis	1
Andre Rison	1
Koren Robinson.....	1
Harry Sydney.....	1
Kitrick Taylor	1
Naufahu Tahai	1
Chester Taylor	1
Darrell Thompson.....	1
Wesley Walls	1
Total	504

FAVRE'S GAME-SAVING/GAME-WINNING DRIVES

Favre now has 42 regular season (45 including playoffs) game-saving/winning drives for his career. Of those, **K Ryan Longwell has delivered the game-winning/saving FG at the end 17 times** (15 in Green Bay, two in Minnesota).

Date	Opponent	Final Score	Pre-Drive Score	QTR	Drive Start	Drive End	Scoring Play	Drive Plays	Total Yards	Time of Poss.
10/17/10	vs. Dallas	24-21	21-21	4	7:33	4:09	Longwell 38 FG	7	10	3:30
10/18/09	vs. Baltimore	33-31	30-31	4	3:37	1:56	Longwell 31 FG	6	66	1:41
9/27/09	vs. San Francisco	27-24	20-24	4	1:29	0:02	32 pass to Lewis	10	80	1:27
11/13/08	at New England	34-31	31-31	OT	15:00	7:10	Feely 34 FG	14	64	7:50
10/26/08	vs. Kansas City	28-24	21-24	4	3:01	1:00	15 pass to Coles	6	46	2:01
11/4/07	at Kansas City	33-22	16-22	4	5:10	3:05	60 pass to Jennings	4	82	2:13
10/29/07	at Denver	19-13	13-13	OT	14:56	14:44	82 pass to Jennings	1	82	0:16
9/23/07	vs. San Diego	31-24	17-21	4	2:18	2:03	57 pass to Jennings	2	57	0:15
9/9/07	vs. Philadelphia	16-13	13-13	4	0:59	0:02	Crosby 42 FG	4	6	0:57
12/21/06	vs. Minnesota	9-7	6-7	4	4:47	1:34	Rayner 44 FG	7	31	3:13
12/11/05	vs. Detroit	16-13	13-13	OT	14:54	9:47	Longwell 28 FG	10	56	5:17
"	"	16-13	10-13	4	2:49#	14:26	Longwell 39 FG	8	58	3:27
12/24/04	at Minnesota	34-31	31-31	4	1:35	0:00	Longwell 29 FG	11	76	1:35
"	"	34-31	24-31	4	8:18	3:34	3 pass to Driver	13	80	4:44
12/12/04	vs. Detroit	16-13	13-13	4	3:27	0:02	Longwell 23 FG	10	37	3:25
"	"	16-13	10-13	4	11:45	10:46	Longwell 28 FG	5	44	0:59
11/21/04	at Houston	16-13	13-13	4	2:00	0:00	Longwell 46 FG	8	41	2:00
"	"	16-13	10-13	4	11:08	7:55	Longwell 39 FG	7	40	3:13
"	"	16-13	3-13	4	14:53	12:28	24 pass to Driver	7	81	2:25
11/14/04	vs. Minnesota	34-31	31-31	4	1:11	0:00	Longwell 33 FG	5	39	1:20
1/4/04	vs. Seattle*	33-27	13-20	4	1:51#	10:01	Green 1 run	12	60	6:56
"	"	33-27	20-20	4	9:30	2:44	Green 1 run	12	51	6:46
12/14/03	at San Diego	38-21	17-21	4	12:02	11:18	40 pass to Ferguson	2	42	0:52
11/15/03	at Tampa Bay	20-13	13-13	4	3:36#	9:00	Green 1 run	17	98	9:42
11/2/03	at Minnesota	30-27	20-20	4	2:20#	13:14	12 pass to Walker	9	73	4:12
12/8/02	vs. Minnesota	26-22	20-22	4	4:32	1:06	Fisher 14 run	9	85	3:26
9/29/02	vs. Carolina	17-14	10-14	4	6:29	4:10	22 pass to Driver	4	65	2:19
9/8/02	vs. Atlanta	37-34	34-34	OT	9:30	5:15	Longwell 34 FG	7	44	4:15
1/13/02	vs. San Francisco*	25-15	15-15	4	11:48	7:02	Longwell 45 FG	10	49	4:58
12/30/01	vs. Minnesota	24-13	10-13	4	9:53	6:28	Green 4 run	7	79	3:35
12/3/01	at Jacksonville	28-21	21-21	4	2:03	1:30	Favre 6 run	4	56	0:33
12/24/00	vs. Tampa Bay	17-14	14-14	OT	14:47	8:29	Longwell 22 FG	10	58	6:31
11/6/00	vs. Minnesota	26-20	20-20	OT	14:50	11:21	43 pass to Freeman	7	82	3:39
10/15/00	vs. San Francisco	31-28	28-28	4	5:20	0:54	Longwell 33 FG	9	44	4:36
9/17/00	vs. Philadelphia	6-3	3-3	4	5:20	0:03	Longwell 38 FG	12	60	5:17
10/10/99	vs. Tampa Bay	26-23	19-23	4	1:40	1:05	21 pass to Freeman	6	73	0:40
9/26/99	vs. Minnesota	23-20	16-20	4	1:51	0:12	23 pass to Bradford	7	77	1:44
9/12/99	vs. Oakland	28-24	21-24	4	1:51	0:11	1 pass to Thomason	11	82	1:40
12/27/98	at Chicago	16-13	13-13	4	2:29#	9:49	Longwell 18 FG	12	74	7:40
11/1/98	vs. San Francisco	36-22	22-22	4	11:13	11:04	62 pass to Freeman	1	62	0:09
"	"	36-22	19-22	4	1:09#	13:14	Longwell 45 FG	7	36	2:55
10/14/96	vs. San Francisco	23-20	20-20	OT	13:25	11:19	Jacke 53 FG	7	21	2:06
"	"	23-20	17-20	4	1:42	0:08	Jacke 31 FG	10	69	1:42
11/12/95	vs. Chicago	35-28	28-28	4	13:05	9:17	16 pass to Bennett	8	69	3:48
12/18/94	vs. Atlanta	21-17	14-17	4	1:58	0:14	Favre 9 run	10	67	1:44
10/9/94	vs. LA Rams	24-17	17-17	4	0:27#	12:06	Bennett 1 run	6	40	3:21
1/8/94	at Detroit*	28-24	21-24	4	2:26	0:55	40 pass to Sharpe	5	71	1:31
11/28/93	vs. Tampa Bay	13-10	6-10	4	7:33	1:16	2 pass to Sharpe	15	75	6:17
11/21/93	vs. Detroit	26-17	16-17	4	12:29	9:03	Jacke 34 FG	7	42	3:26
11/14/93	at New Orleans	19-17	16-17	4	1:37	0:03	Jacke 36 FG	10	56	1:34
11/29/92	vs. Tampa Bay	19-14	12-14	4	2:12#	10:09	9 pass to Harris	15	69	7:03
11/15/92	vs. Philadelphia	27-24	24-24	4	0:43	0:00	Jacke 41 FG	2	0	0:43
"	"	27-24	21-24	4	5:02	1:31	Jacke 31 FG	8	60	3:31
9/20/92	vs. Cincinnati	24-23	17-23	4	1:07	0:13	35 pass to Taylor	5	92	0:54

*- playoffs

#- drive started in 3rd quarter

MINNESOTA VIKINGS

VIKINGS NOTABLE LATE-GAME HEROICS

Date	Opponent	Final Score	Pre-Drive Score	QTR	Drive End	Scoring Play	Drive Plays	Total Yards	Time of Poss.
9/27/09	vs. San Francisco	27-24	20-24	4	0:02	Favre 32t pass to Lewis	10	80	1:27
10/10/04	at Houston	34-28	28-28	OT	7:05	Culpepper 50t pass to Robinson	6	81	2:30
12/15/02	at New Orleans	32-31	24-31	4	0:05	Culpepper 13t pass to Moss/Culpepper run	13	73	5:16
9/7/97	at Chicago	27-24	20-24	4	0:37	Johnson 9t pass to Walsh	11	61	2:21
11/12/95	at Arizona	30-24	24-24	OT	12:44	Moon 50t pass to Ismail	6	75	2:16
12/1/94	vs. Chicago	33-27	27-27	OT	9:14	Moon 65t pass to C. Carter	2	69	0:51
11/6/94	vs. New Orleans	21-20	14-20	4	0:05	Moon 11t pass to Ismail	13	79	2:39
12/22/90	vs. LA Raiders	28-24	21-24	4	0:15	Gannon 3t pass to Jordan	7	71	1:40
9/20/87	at LA Rams	21-16	14-16	4	0:30	Wilson 41t pass to H. Jones	12	80	3:49
10/20/85	vs. San Diego	21-17	14-17	4	0:19	Kramer 26t pass to Lewis	13	76	5:54
12/14/80	vs. Cleveland	28-23	22-23	4	0:00	Kramer 46t pass to Rashad	2	80	0:14
10/21/79	vs. Chicago	30-27	23-27	4	0:13	Kramer 5t pass to R. Young	8	51	1:30
9/23/79	vs. Green Bay	27-21	21-21	OT	11:42	Kramer 50t pass to Rashad	5	50	3:18
9/2/79	vs. San Francisco	28-22	21-22	4	0:17	Kramer 25t pass to Rashad	9	56	3:30
10/16/77	vs. Chicago	22-16	16-16	OT	8:15	Krause 11t pass to Voigt (fake FG)	10	80	6:45
10/15/72	at Denver	23-20	16-20	4	0:17	Tarkenton 31t pass to G. Washington	5	63	0:30

*- playoffs

#- drive started in 3rd quarter

MEASURE UP THE YARDS

With his 4,202 yards in 2009, **Favre** has now thrown for 4,000+ yards six times during his career. He has also eclipsed 3,000+ yards in 18 consecutive seasons, breaking the plateau in each season dating back to 1992, an NFL record.

Most Overall 4,000-Yard Passing Seasons - NFL

Player	Seasons
1) Peyton Manning, IND	10; 1999-2004, '06-09
2t) Brett Favre, GB, MIN	6; 1995, '98-99, 2004, '07, 09
2t) Dan Marino, MIA	6; 1984-86, '88, '92, '94

Most Overall 3,000-Yard Passing Seasons - NFL

Player	Seasons
1) Brett Favre, GB, NYJ, MIN	18; 1992-2009
2) Dan Marino, MIA	13; 1983-92, '94-95, '97-98
3) John Elway, DEN	12; 1985-91, '93-97
4) Peyton Manning, IND	12; 1998-2009

Most Consecutive 3,000-Yard Passing Seasons - NFL

Player	Seasons
1) Brett Favre, GB, NYJ, MIN	18; 1992-2009
2) Peyton Manning, IND	12; 1998-2009

IN HIS FIRST TWO YEARS

Favre already ranks 2nd in team history for the most passing yards in the first two seasons as a Viking. He also ranks tied for 2nd for the most passing TDs in the first two years.

Most Passing Yards in First Two Seasons as a Viking

Player, Years	Yards
1) Warren Moon, 1994-95	8,492
2) Brett Favre, 2009-10	5,153
3) Fran Tarkenton, 1961-62	4,592
4) Randall Cunningham, 1997-98	4,205

Most Passing Touchdowns in First Two Seasons as a Viking

Player, Year	TDs
1) Warren Moon, 1994-95	51
2t) Brett Favre, 2009-10	40
2t) Randall Cunningham, 1997-98	40
2t) Fran Tarkenton, 1961-62	40
5) Daunte Culpepper, 1999-2000	33

WINNER'S CIRCLE

Favre has won more games as a starting quarterback (183) than any player in NFL history. With Favre at the helm in the previous 18 seasons, his teams have made the playoffs 12 times and he has endured only one losing season. Favre has 17 seasons with a .500 or better record in 18 years as a starter.

Most Wins By Starting QBs In NFL History

Player, Team	W-L
1) Brett Favre, Green Bay, N.Y. Jets, Minnesota	183-108
2) John Elway, Denver	148-82
3) Dan Marino, Miami	147-93
4) Fran Tarkenton, Minnesota & N.Y. Giants	125-109
5) Peyton Manning, Indianapolis	130-61
6) Johnny Unitas, Baltimore & San Diego	119-63

Year-By-Year Records With Favre Starting At QB

Team, Season	W-L (Playoffs)
Green Bay, 1992#	9-7
Green Bay, 1993	9-7 (Divisional Playoffs)
Green Bay, 1994	9-7 (Divisional Playoffs)
Green Bay, 1995*	11-5 (NFC Championship Game)
Green Bay, 1996*	13-3 (Super Bowl XXXI Champions)
Green Bay, 1997*	13-3 (Super Bowl XXXII)
Green Bay, 1998	11-5 (Wild Card Playoffs)
Green Bay, 1999	8-8
Green Bay, 2000	9-7
Green Bay, 2001	12-4 (Divisional Playoffs)
Green Bay, 2002*	12-4 (Wild Card Playoffs)
Green Bay, 2003*	10-6 (Divisional Playoffs)
Green Bay, 2004*	10-6 (Wild Card Playoffs)
Green Bay, 2005	4-12
Green Bay, 2006	8-8
Green Bay, 2007*	13-3 (NFC Championship Game)
N.Y. Jets, 2008	9-7
Minnesota Vikings, 2009 *	12-4 (NFC Championship Game)
Minnesota Vikings, 2010	2-4

Favre 8-5 as the starter * NFC Central/North titles



TOUCHDOWNS, TOUCHDOWNS, TOUCHDOWNS

Favre's 33 TDs in 2009 (tied for 2nd in the NFL) rank as the Vikings highest TD passing mark over the past five years.

2009 - Brett Favre - 33

2008 - Gus Frerotte - 12

2007 - Tarvaris Jackson - 9

2006 - Brad Johnson - 9

** Has five in 2010*

Favre is only the fourth player in team history to reach 10 passing TDs in his first year with the team. Favre's 33 TDs also rank as the most for guys in their first Vikings season.

Most Passing TDs in First Vikings Season

Player, Year	TDs
1) Brett Favre, 2009	33
2) Jeff George, 1999	23
3t) Warren Moon, 1994	18
3t) Fran Tarkenton, 1961	18

100+ PASSER RATING

Favre finished with a 100+ passer rating 10 times (15 attempts minimum) in 2009, breaking the team record for the most 100+ games in a single season (previously Culpepper-2004, 2000; Cunningham-1998).

Favre became only the 2nd quarterback in team history to have four consecutive games with a rating of 100+ (11/1/09-11/29/09) and the first since Daunte Culpepper accomplished the feat in 2004.

Most Games with 100+ Passer Rating in a Single Season - Vikings

Player, Year	Games w/100+ Rating
1) Brett Favre, 2009	10 (9-1)
2t) Daunte Culpepper, 2004	8 (6-2)
2t) Daunte Culpepper, 2000	8 (6-2)
2t) Randall Cunningham, 1998	8 (7-1)

Most Consecutive Games with 100+ Passer Rating - Vikings

Player, Dates	Consecutive Games with 100+ Rating
1t) Brett Favre, 11/1/09-11/29/09	4
1t) Daunte Culpepper, 9/26/04-10/24/04	4
3t) Brett Favre, 10/5/09-10/18/09	3
3t) Daunte Culpepper, 12/29/02-9/14/03	3
3t) Daunte Culpepper, 11/12/00-11/23/00	3
3t) Randall Cunningham, 11/22/98-12/6/98	3
3t) Randall Cunningham, 9/27/98-10/18/98	3
3t) Fran Tarkenton, 10/5/75-10/19/75	3

Favre now has 105 career games with a 100+ passer rating (15 attempts minimum), the most of any player in NFL history. **In those games, his teams are 96-9.**

Most Career 100+ Passer Rating Games - NFL

Player	100+ Games	Team Record
1) Brett Favre	105	96-9
2) Peyton Manning	78	70-8
3) Fran Tarkenton	74	59-15
4) Dan Marino	67	53-14

4 FOR FOUR

Favre has 23 career games with at least four TD passes, the most of any NFL player.

Most Career Games With 4+ TD Passes

Player	Games
1) Brett Favre	23
2) Dan Marino	21
3) Peyton Manning	20

DOME IS HOME

Prior to the Detroit game (11/15/09) last year, **Favre** had thrown for at least two touchdowns in 11 consecutive games at Mall of America Field (eight with Green Bay, three with Minnesota). That tied for the 3rd-longest streak (Jim Everett, Anaheim Stadium, 1989-90) for the most consecutive games with multiple TD passes at one stadium.

Most Consecutive Games with Multiple TD Passes at a Stadium

Player, Field, Years	Consecutive Games w/ 2+ TD Passes
1t) Brett Favre, Lambeau Field, 1994-96	12
1t) Kurt Warner, Edward Jones Dome, 1999-00	12
3t) Brett Favre, Mall of America Field, 2000-09	11
3t) Jim Everett, Anaheim Stadium, 1989-90	11

40 AND FINE

Favre celebrated his 40th birthday on Saturday, October 10, 2009. The next day he became the 12th 40-year-old QB to start an NFL game in the Super Bowl era (since 1966).

Since 1966, only four other QBs have started five or more games after their 40th birthday - Warren Moon, Vinny Testaverde, Doug Flutie, Len Dawson. Favre became the first QB in NFL history to win a playoff game after 40 and he is poised to start the most career games by a 40-year-old.

Most QB Starts After Turning 40 Years Old - NFL

Player	Starts (Record)
1) Warren Moon	25 (11-14)
2) Vinny Testaverde	25 (8-17)
3) Brett Favre	18 (10-8)

Single-Season Passing TDs After Turning 40 Years Old - NFL

Player	TDs
1t) Brett Favre, 2009	25
1t) Warren Moon, 1997	25

Career Passing TDs After Turning 40 Years Old - NFL

Player	TDs after 40
1) Warren Moon	37
2) Brett Favre	32

LAMBEAU LEAP

Favre's win at Green Bay last season (11/1/09) marked his 90th career win at Lambeau Field. He is **only the 2nd QB since 1970 to win 90 games at a stadium** (John Elway, 95 wins at Mile High Stadium-all as a Bronco). He is the first player to do so as a home and visiting player.

Most Career Wins at One Stadium

Player	Stadium	Wins
1) John Elway	Mile High Stadium	95
2) Brett Favre	Lambeau Field	90
3) Terry Bradshaw	Three Rivers Stadium	67

Most Career Starts at One Stadium

Player	Stadium	Starts
1) Brett Favre	Lambeau Field	119 (90-29)
2) John Elway	Mile High Stadium	118 (95-23)

WE VS. THEY

Favre's record-setting 2009 performance earned him a unique spot in the Vikings record book. He now ranks prominently in the team's passing history and holds nearly all the top performances by a QB against the Vikings. Favre's 17 career wins against the Vikings are the most by an opposing QB and his 12 wins for the Vikings in 2009 are tied for the 2nd-most in a Vikings season.

Most Career Wins Against Vikings by an Opposing QB

Player, Team	Wins
1) Brett Favre, Green Bay, 1992-97	17 (17-14)
2) Bart Starr, Green Bay, 1961-70	11 (11-7)

FAVRE'S CAREER TOUCHDOWNS

Regular Season - 518 total; 504 passing, 14 rushing

Playoffs - 44 passing, 1 rushing

*** playoffs**

1992

vs. Cincinnati, 9/20/92 (2) 5 pass to Sharpe, 35 pass to Taylor
vs. Pittsburgh, 9/27/92 (2) 76 pass to Sharpe, 8 pass to Brooks
@ Atlanta, 10/4/92 (1) 15 pass to Sharpe
vs. Chicago, 10/25/92 (1) 10 pass to Sharpe
@ Detroit, 11/1/92 (2) 14 pass to Harris, 30 pass to Sharpe
vs. Philadelphia, 11/15/92 (2) 5 pass to Sharpe, 3 pass to Thompson
@ Chicago, 11/22/92 (2) 49 pass to Sharpe, 5 run
vs. Tampa Bay, 11/29/92 (1) 9 pass to Harris
vs. Detroit, 12/6/92 (3) 65 pass to Sharpe, 9 pass to Sydney, 9 pass to Sharpe
@ Houston, 12/13/92 (1) 6 pass to Sharpe
vs. LA Rams, 12/20/92 (2) 17 pass to Sharpe, 16 pass to Sharpe

1993

vs. LA Rams, 9/5/93 (2) 50 pass to Sharpe, 4 pass to Clayton
vs. Philadelphia, 9/12/93 (2) 2 pass to Sharpe, 15 pass to Harris
@ Minnesota, 9/26/93 (1) 2 run
vs. Denver, 10/10/93 (1) 66 pass to Harris
@ Tampa Bay, 10/24/93 (4) 7 pass to Sharpe, 30 pass to Sharpe, 10 pass to Sharpe, 32 pass to Sharpe
vs. Chicago, 10/31/93 (1) 21 pass to Sharpe
@ Kansas City, 11/8/93 (1) 35 pass to Harris
@ New Orleans, 11/14/93 (1) 1 pass to Harris
vs. Tampa Bay, 11/28/93 (1) 2 pass to Sharpe
@ Chicago, 12/5/93 (2) 18 pass to Sharpe, 22 pass to Clayton
vs. Minnesota, 12/19/93 (2) 37 pass to Sharpe, 11 pass to Clayton
vs. LA Raiders, 12/26/93 (1) 23 pass to Sharpe
@ Detroit, 1/2/94 (1) 39 pass to Bennett
@ Detroit, 1/8/94* (3) 12 pass to Sharpe, 28 pass to Sharpe, 40 pass to Sharpe
@ Dallas, 1/16/94* (2) 13 pass to Brooks, 29 pass to Sharpe

1994

vs. Minnesota, 9/4/94 (1) 14 pass to Sharpe
vs. Miami, 9/11/94 (2) 2 pass to West, 9 pass to Sharpe
@ Philadelphia, 9/18/94 (1) 37 pass to Cobb
vs. Tampa Bay, 9/25/94 (3) 9 pass to Bennett, 20 pass to West, 3 pass to Sharpe
@ New England, 10/2/94 (1) 11 pass to Sharpe
vs. LA Rams, 10/9/94 (1) 8 pass to Sharpe
@ Chicago, 10/31/94 (2) 36 run, 13 pass to Bennett
vs. Detroit, 11/6/94 (3) 17 pass to Bennett, 12 pass to Brooks, 28 pass to Brooks
vs. NY Jets, 11/13/94 (2) 11 pass to Brooks, 17 pass to Morgan
@ Buffalo, 11/20/94 (3) 29 pass to Sharpe, 5 pass to Bennett, 26 pass to Sharpe
@ Dallas, 11/24/94 (4) 1 pass to Sharpe, 36 pass to Sharpe, 30 pass to Sharpe, 5 pass to Sharpe
@ Detroit, 12/4/94 (3) 26 pass to Morgan, 22 pass to Sharpe, 47 pass to Morgan
vs. Chicago, 12/11/94 (3) 12 pass to Brooks, 13 pass to Sharpe, 22 pass to Sharpe
vs. Atlanta, 12/18/94 (2) 8 pass to Sharpe, 15 pass to Morgan, 9 run
@ Tampa Bay, 12/24/94 (3) 6 pass to Sharpe, 22 pass to Sharpe, 6 pass to Sharpe

1995

vs. St. Louis, 9/3/95 (2) 7 pass to Chmura, 11 pass to Jordan
@ Chicago, 9/11/95 (3) 4 pass to Brooks, 15 pass to Morgan, 99 pass to Brooks
vs. NY Giants, 9/17/95 (2) 11 pass to Ingram, 19 pass to Brooks
@ Jacksonville, 9/24/95 (2) 6 pass to Brooks, 29 pass to Morgan
@ Dallas, 10/8/95 (3) 4 run, 11 pass to Chmura, 21 run
vs. Detroit, 10/15/95 (2) 7 pass to Levens, 12 pass to Brooks
vs. Minnesota, 10/22/95 (4) 12 pass to Chmura, 5 pass to Jordan, 5 pass to Levens, 5 pass to Bennett
@ Detroit, 10/29/95 (1) 77 pass to Brooks
vs. Chicago, 11/12/95 (5) 17 pass to Bennett, 29 pass to Brooks, 1 pass to Levens, 44 pass to Brooks, 16 pass to Bennett

FAVRE'S CAREER TOUCHDOWNS

@ Cleveland, 11/19/95 (3) 6 pass to Levens, 3 pass to Chmura, 13 pass to Morgan, 4 run
vs. Tampa Bay, 11/26/95 (3) 9 pass to Ingram, 54 pass to Brooks, 3 pass to Brooks
vs. Cincinnati, 12/3/95 (3) 13 pass to Ingram, 14 pass to Bennett, 8 pass to Chmura
@ Tampa Bay, 12/10/95 (1) 8 pass to Jackson
@ New Orleans, 12/16/95 (4) 19 pass to Morgan, 17 pass to Brooks, 40 pass to Brooks, 11 pass to Freeman
vs. Pittsburgh, 12/24/95 (2) 19 pass to Brooks, 1 pass to Chmura
vs. Atlanta, 12/31/95* (3) 14 pass to Brooks, 2 pass to Chmura, 18 pass to Levens
@ San Francisco, 1/6/96* (2) 3 pass to Jackson, 13 pass to Chmura
@ Dallas, 1/14/96* (3) 73 pass to Brooks, 24 pass to Jackson, 1 pass to Brooks

1996

@ Tampa Bay, 9/1/96 (4) 1 pass to Jackson, 4 pass to Jackson, 51 pass to Jackson, 1 pass to Levens
vs. Philadelphia, 9/9/96 (3) 25 pass to Brooks, 20 pass to Brooks, 25 pass to Bennett
vs. San Diego, 9/15/96 (3) 19 pass to Freeman, 8 pass to Henderson, 7 pass to Jackson
@ Minnesota, 9/22/96 (2) 13 pass to Brooks, 80 pass to Beebe
@ Seattle, 9/29/96 (4) 13 pass to Freeman, 4 pass to Levens, 10 pass to Jackson, 4 pass to Freeman
@ Chicago, 10/6/96 (4) 18 pass to Brooks, 2 pass to Jackson, 50 pass to Freeman, 35 pass to Freeman
vs. San Francisco, 10/14/96 (1) 59 pass to Beebe
vs. Detroit, 11/3/96 (4) 1 pass to Levens, 1 pass to Mickens, 6 pass to Mickens, 65 pass to Beebe
@ Kansas City, 11/10/96 (2) 25 pass to Beebe, 6 pass to Mayes
@ Dallas, 11/18/96 (1) 3 pass to Mayes
@ St. Louis, 11/24/96 (2) 6 pass to Jackson, 5 pass to Levens
vs. Chicago, 12/1/96 (2) 19 pass to Jackson, 1 run
vs. Denver, 12/8/96 (4) 14 pass to Freeman, 51 pass to Freeman, 1 pass to Jackson, 25 pass to Freeman
@ Detroit, 12/15/96 (2) 1 run, 27 pass to Freeman
vs. Minnesota, 12/22/96 (3) 13 pass to Levens, 22 pass to Rison, 23 pass to Jackson
vs. San Francisco, 1/4/97* (1) 4 pass to Rison
vs. Carolina, 1/12/97* (2) 29 pass to Levens, 6 pass to Freeman
vs. New England, 1/26/97* (3) 54 pass to Rison, 81 pass to Freeman, 1 run

1997

vs. Chicago, 9/1/97 (2) 1 pass to Thomason, 18 pass to Brooks
vs. Miami, 9/14/97 (2) 2 pass to Freeman, 10 pass to Henderson
vs. Minnesota, 9/21/97 (5) 19 pass to Brooks, 28 pass to Freeman, 15 pass to Freeman, 2 pass to Mickens, 2 pass to Chmura
@ Detroit, 9/28/97 (1) 7 pass to Schroeder
vs. Tampa Bay, 10/5/97 (2) 31 pass to Freeman, 6 pass to Freeman
@ Chicago, 10/12/97 (3) 2 pass to Chmura, 1 pass to Levens, 12 pass to Chmura
@ New England, 10/27/97 (3) 6 pass to Levens, 32 pass to Chmura, 20 pass to Brooks
vs. Detroit, 11/2/97 (1) 26 pass to Brooks
vs. St. Louis, 11/9/97 (2) 25 pass to Freeman, 7 run
@ Indianapolis, 11/16/97 (3) 3 pass to Levens, 16 pass to Freeman, 26 pass to Freeman
vs. Dallas, 11/23/97 (4) 7 pass to Levens, 4 pass to Chmura, 2 pass to Chmura, 23 pass to Freeman
@ Minnesota, 12/1/97 (1) 18 pass to Brooks
@ Tampa Bay, 12/7/97 (2) 43 pass to Brooks, 8 pass to Levens
@ Carolina, 12/14/97 (3) 58 pass to Freeman, 20 pass to Brooks, 6 pass to Freeman
vs. Buffalo, 12/20/97 (2) 4 pass to Freeman, 2 pass to Davis
vs. Tampa Bay, 1/4/98* (1) 3 pass to Chmura
@ San Francisco, 1/11/98* (1) 27 pass to Freeman
vs. Denver, 1/25/98* (3) 22 pass to Freeman, 6 pass to Chmura, 13 pass to Freeman

FAVRE'S CAREER TOUCHDOWNS

1998

vs. Detroit, 9/6/98 (2).....6 pass to Freeman, 84 pass to Freeman
 vs. Tampa Bay, 9/13/98 (2)..... 10 pass to Davis, 38 pass to Freeman
 @ Cincinnati, 9/20/98 (1)..... 16 pass to Brooks
 @ Carolina, 9/27/98 (5)25 pass to Chmura, 21 pass to Mayes, 20 pass to Davis, 4 pass to Mayes, 33 pass to Mayes
 @ Detroit, 10/15/98 (2)..... 67 pass to Freeman, 14 pass to Freeman
 vs. Baltimore, 10/22/98 (3)..... 4 pass to Freeman, 28 pass to Brooks, 4 run
 vs. San Francisco, 11/1/98 (3) . 80 pass to Freeman, 30 pass to Brooks, 62 pass to Freeman
 @ NY Giants, 11/15/98 (2)..... 2 pass to Davis, 60 pass to Davis
 @ Minnesota, 11/22/98 (2)..... 12 pass to Davis, 2 pass to Davis
 vs. Philadelphia, 11/29/98 (2)..... 1 pass to Henderson, 33 pass to Freeman
 @ Tampa Bay, 12/7/98 (2)..... 4 pass to Chmura, 1 pass to Chmura
 vs. Chicago, 12/13/98 (2)..... 6 pass to Chmura, 13 pass to Freeman
 vs. Tennessee, 12/20/98 (3) . 57 pass to Freeman, 68 pass to Freeman, 32 pass to Freeman
 @ Chicago, 12/27/98 (1)..... 8 pass to Freeman
 @ San Francisco, 1/3/99* (2).....2 pass to Freeman, 15 pass to Freeman

1999

vs. Oakland, 9/12/99 (4)..... 4 pass to Schroeder, 12 pass to Freeman, 8 pass to Bradford, 1 pass to Thomason
 vs. Minnesota, 9/26/99 (1)..... 23 pass to Bradford
 vs. Tampa Bay, 10/10/99 (2)..... 19 pass to Freeman, 21 pass to Freeman
 @ San Diego, 10/24/99 (3)7 pass to Henderson, 6 pass to Schroeder, 3 pass to Freeman
 vs. Seattle, 11/1/99 (1)..... 74 pass to Bradford
 vs. Chicago, 11/7/99 (1)..... 7 pass to Davis
 @ Dallas, 11/14/99 (1)..... 28 pass to Freeman
 vs. Detroit, 11/21/99 (1)..... 17 pass to Bradford
 @ San Francisco, 11/29/99 (2)..... 13 pass to Bradford, 10 pass to Davis
 @ Chicago, 12/5/99 (1)..... 6 pass to Schroeder
 vs. Carolina, 12/12/99 (2)..... 19 pass to Freeman, 8 pass to Driver
 @ Tampa Bay, 12/26/99 (1).....20 pass to Levens
 vs. Arizona, 1/2/00 (2)..... 10 pass to Schroeder, 32 pass to Schroeder

2000

vs. NY Jets, 9/3/00 (1)..... 4 pass to Davis
 @ Buffalo, 9/10/00 (2).....7 pass to Freeman, 18 pass to Freeman
 @ Arizona, 9/24/00 (1).....55 pass to Schroeder
 vs. Chicago, 10/1/00 (3) 14 pass to Freeman, 17 pass to Schroeder, 17 pass to Schroeder
 @ Detroit, 10/8/00 (2).....5 pass to Freeman, 7 pass to Henderson
 vs. San Francisco, 10/15/00 (1)..... 67 pass to Freeman
 vs. Minnesota, 11/6/00 (2)..... 5 pass to Green, 43 pass to Freeman
 vs. Indianapolis, 11/19/00 (2)..... 1 pass to Davis, 17 pass to Freeman
 @ Carolina, 11/27/00 (1)..... 32 pass to Driver
 @ Chicago, 12/3/00 (1)..... 5 pass to Freeman
 vs. Detroit, 12/10/00 (1)..... 3 pass to Green
 @ Minnesota, 12/17/00 (3)..... 18 pass to Freeman, 6 pass to Green, 3 pass to Schroeder

2001

vs. Detroit, 9/9/01 (2).....23 pass to Schroeder, 1 pass to Franks
 vs. Washington, 9/24/01 (3) 12 pass to Freeman, 41 pass to Schroeder, 4 pass to Franks
 @ Carolina, 9/30/01 (3)..... 12 pass to Schroeder, 6 pass to Franks, 5 pass to Bradford
 @ Tampa Bay, 10/7/01 (1)..... 67 pass to Schroeder
 vs. Baltimore, 10/14/01 (3)..... 2 pass to Franks, 8 pass to Freeman, 2 pass to Franks
 @ Minnesota, 10/21/01 (2)..... 2 pass to Franks, 3 pass to Lee
 vs. Tampa Bay, 11/4/01 (1)..... 21 pass to Freeman
 @ Chicago, 11/11/01 (2)..... 41 pass to Schroeder, 9 pass to Freeman
 vs. Atlanta, 11/18/01 (2)..... 4 pass to Schroeder, 39 pass to Freeman
 @ Detroit, 11/22/01 (2)..... 1 pass to Martin, 35 pass to Green
 @ Jacksonville, 12/3/01 (4) .. 13 pass to Green, 43 pass to Schroeder, 1 pass to Franks, 6 run

FAVRE'S CAREER TOUCHDOWNS

vs. Chicago, 12/9/01 (1)..... 3 pass to Freeman
 @ Tennessee, 12/16/01 (2)..... 7 pass to Driver, 16 pass to Schroeder
 vs. Cleveland, 12/23/01 (3)..... 1 pass to Franks, 4 pass to Franks, 16 pass to Levens
 @ NY Giants, 1/6/02 (2).....26 pass to Schroeder, 54 pass to Bradford
 vs. San Francisco, 1/13/02* (2)..... 5 pass to Freeman, 19 pass to Franks
 @ St. Louis, 1/20/02* (2).....22 pass to Freeman, 8 pass to Freeman

2002

vs. Atlanta, 9/8/02 (2)..... 3 pass to Martin, 13 pass to Walker
 @ New Orleans, 9/15/02 (2)..... 14 pass to Glenn, 26 pass to Driver
 @ Detroit, 9/22/02 (3) .. 21 pass to Driver, 8 pass to Ferguson, 3 pass to Franks
 vs. Carolina, 9/29/02 (1)..... 22 pass to Driver
 @ Chicago, 10/7/02 (3)..... 85 pass to Driver, 19 pass to Davis, 5 pass to Franks
 @ New England, 10/13/02 (3) 3 pass to Henderson, 8 pass to Green, 2 pass to Franks
 vs. Miami, 11/4/02 (1)..... 23 pass to Green
 vs. Detroit, 11/10/02 (2)..... 4 pass to Franks, 9 pass to Henderson
 @ Minnesota, 11/17/02 (2).....1 pass to Franks, 84 pass to Driver
 @ Tampa Bay, 11/24/02 (1)..... 4 pass to Driver
 vs. Chicago, 12/1/02 (2)..... 6 pass to Franks, 1 pass to Henderson
 vs. Minnesota, 12/8/02 (2).....21 pass to Ferguson, 40 pass to Ferguson
 @ San Francisco, 12/15/02 (1).....5 pass to Driver
 vs. Buffalo, 12/22/02 (1)..... 11 pass to Driver
 vs. NY Jets, 12/29/02 (1)..... 14 pass to Glenn
 vs. Atlanta, 1/4/03* (1)..... 14 pass to Driver

2003

vs. Minnesota, 9/7/03 (1)..... 24 pass to Walker
 vs. Detroit, 9/14/03 (2)..... 5 pass to Fisher, 14 pass to Ferguson
 @ Arizona, 9/21/03 (1).....4 pass to Martin
 @ Chicago, 9/29/03 (3).....14 pass to Henderson, 9 pass to Walker, 1 pass to Franks
 vs. Seattle, 10/5/03 (2).....34 pass to Driver, 2 pass to Henderson
 vs. Kansas City, 10/12/03 (2)..... 1 pass to Franks, 11 pass to Green
 @ St. Louis, 10/19/03 (2)..... 1 pass to Henderson, 21 pass to Green
 @ Minnesota, 11/2/03 (3)5 pass to Green, 12 pass to Walker, 12 pass to Walker
 vs. Philadelphia, 11/10/03 (1)..... 24 pass to Green
 @ Tampa Bay, 11/16/03 (1)..... 5 pass to Fisher
 vs. San Francisco, 11/23/03 (2)..... 66 pass to Walker, 16 pass to Ferguson
 @ Detroit, 11/27/03 (2)..... 5 pass to Franks, 45 pass to Walker
 vs. Chicago, 12/7/03 (1)..... 22 pass to Walker
 @ San Diego, 12/14/03 (4)..... 7 pass to Driver, 40 pass to Ferguson, 1 pass to Green, 16 pass to Ferguson
 @ Oakland, 12/22/03 (4)22 pass to Walls, 23 pass to Walker, 43 pass to Walker, 6 pass to Martin
 vs. Denver, 12/28/03 (1)..... 2 pass to Franks
 vs. Seattle, 1/4/04* (1).....23 pass to Franks
 @ Philadelphia, 1/11/04* (2).....40 pass to Ferguson, 17 pass to Ferguson

2004

@ Carolina, 9/13/04 (1).....3 pass to Green
 vs. Chicago, 9/19/04 (1)..... 18 pass to Ferguson
 @ Indianapolis, 9/26/04 (4).....36 pass to Walker, 79 pass to Walker, 12 pass to Walker, 27 pass to Driver
 vs. NY Giants, 10/3/04 (1)..... 28 pass to Walker
 vs. Tennessee, 10/11/04 (2)..... 1 pass to Franks, 11 pass to Franks
 @ Detroit, 10/17/04 (2)..... 7 pass to Driver, 13 pass to Fisher
 vs. Dallas, 10/24/04 (2)..... 5 pass to Walker, 33 pass to Driver
 @ Washington, 10/31/04 (1).....9 pass to Walker
 vs. Minnesota, 11/14/04 (4).....50 pass to Walker, 2 pass to Fisher, 17 pass to Franks, 6 pass to Henderson
 @ Houston, 11/21/04 (1)..... 24 pass to Driver
 vs. St. Louis, 11/29/04 (3)7 pass to Franks, 10 pass to Walker, 16 pass to Driver
 vs. Detroit, 12/12/04 (1)..... 23 pass to Driver
 vs. Jacksonville, 12/19/04 (2)..... 32 pass to Driver, 6 pass to Chatman
 @ Minnesota, 12/24/04 (3)22 pass to Franks, 9 pass to Walker, 3 pass to Driver
 @ Chicago, 1/2/05 (2)..... 17 pass to Franks, 38 pass to Henderson
 vs. Minnesota, 1/9/05* (1)..... 4 pass to Franks



FAVRE'S CAREER TOUCHDOWNS

2005

vs. Cleveland, 9/18/05 (3).....42 pass to Driver, 19 pass to Ferguson, 4 pass to Fisher
 vs. Tampa Bay, 9/25/05 (2) 37 pass to Ferguson, 20 pass to Chatman
 @ Carolina, 10/3/05 (4) . 21 pass to Martin, 26 pass to Driver, 16 pass to Lee, 4 pass to Chatman
 vs. New Orleans, 10/9/05 (3)25 pass to Ferguson, 1 pass to Martin, 26 pass to Lee
 @ Minnesota, 10/23/05 (2) 22 pass to Driver, 4 pass to Chatman
 @ Cincinnati, 10/30/05 (1) 1 pass to Franks
 @ Atlanta, 11/13/05 (1) 1 pass to Gado
 vs. Minnesota, 11/21/05 (2) 15 pass to Driver, 53 pass to Driver
 @ Philadelphia, 11/27/05 (1) 13 pass to Martin
 vs. Seattle, 1/1/06 (1) 9 pass from Chatman

2006

vs. New Orleans, 9/17/06 (3) ...22 pass to Jennings, 4 pass to Ferguson, 6 pass to Herron
 @ Detroit, 9/24/06 (3) ..75 pass to Jennings, 5 pass to Driver, 10 pass to Green
 vs. St. Louis, 10/8/06 (1)46 pass to Jennings
 @ Miami, 10/22/06 (2) 34 pass to Driver, 13 pass to Martin
 vs. Arizona, 10/29/06 (2) 1 pass to Martin, 1 run
 @ Buffalo, 11/5/06 (1) 1 pass to Driver
 @ Minnesota, 11/12/06 (2)5 pass to Herron, 82 pass to Driver
 @ Seattle, 11/27/06 (1) 48 pass to Driver
 vs. NY Jets, 12/3/06 (1) 20 pass to Driver
 @ San Francisco, 12/10/06 (2)36 pass to Martin, 68 pass to Driver
 @ Chicago, 12/31/06 (1)9 pass to Driver

2007

@ NY Giants, 9/16/07 (3)..... 2 pass to Franks, 3 pass to Lee, 10 pass to Driver
 vs. San Diego, 9/23/07 (3) 5 pass to Driver, 5 pass to Franks, 57 pass to Jennings
 @ Minnesota, 9/30/07 (2) 16 pass to Jennings, 33 pass to Jones
 vs. Chicago, 10/7/07 (1)41 pass to Jennings
 @ Denver, 10/29/07 (2) 79 pass to Jones, 82 pass to Jennings
 @ Kansas City, 11/4/07 (2) 13 pass to Jennings, 60 pass to Jennings
 vs. Minnesota, 11/11/07 (3).....1 pass to Lee, 8 pass to R. Martin, 17 pass to R. Martin
 vs. Carolina, 11/18/07 (3)4 pass to Jennings, 26 pass to Lee, 12 pass to Lee
 @ Detroit, 11/22/07 (3) ... 11 pass to Jennings, 4 pass to Jennings, 3 pass to R. Martin
 vs. Oakland, 12/9/07 (2) 80 pass to Jennings, 46 pass to Lee
 @ St. Louis, 12/16/07 (2)4 pass to Lee, 44 pass to Jennings
 vs. Detroit, 12/30/07 (2) 5 pass to Robinson, 4 pass to Franks
 vs. Seattle, 1/12/08* (3)..... 15 pass to Jennings, 2 pass to Jennings, 13 pass to Jackson
 vs. NY Giants, 1/20/08* (2) 90 pass to Driver, 12 pass to Lee

2008

@ Miami, 9/7/08 (2)56 pass to Cotchery, 22 pass to Stuckey
 vs. New England, 9/14/08 (1) 2 pass to Stuckey
 @ San Diego, 9/22/08 (3) .. 3 pass to Coles, 4 pass to Stuckey, 13 pass to Keller
 vs. Arizona, 9/28/08 (6) . 12 pass to Coles, 34 pass to Coles, 2 pass to Coles, 17 pass to Cotchery, 40 pass to Cotchery, 24 pass to Keller
 vs. Cincinnati, 10/12/08 (1)2 pass to Jones
 vs. Kansas City, 10/26/08 (2) 18 pass to Washington, 15 pass to Coles
 vs. St. Louis, 11/9/08 (1) 1 pass to Keller
 @ New England, 11/13/08 (2)7 pass to Washington, 15 pass to Cotchery
 @ Tennessee, 11/23/08 (2)10 pass to Jones, 2 pass to Coles
 @ San Francisco, 12/7/08 (1) 2 run
 vs. Buffalo, 12/14/08 (1) 11 pass to Cotchery
 vs. Miami, 12/28/08 (1) 13 pass to Coles

2009

@ Cleveland, 9/13/09 (1)6 pass to Harvin
 @ Detroit, 9/20/09 (2)1 pass to Shiancoe, 3 pass to Harvin
 vs. San Francisco, 9/27/09 (2) 30 pass to Rice, 32 pass to Lewis
 vs. Green Bay, 10/5/09 (3) 1 pass to Shiancoe, 14 pass to Rice, 31 pass to

FAVRE'S CAREER TOUCHDOWNS

Berrian

@ St. Louis, 10/11/09 (1) 13 pass to Shiancoe
 vs. Baltimore, 10/18/09 (3)..... 19 pass to Shiancoe, 4 pass to Berrian, 1 pass to Shiancoe
 @ Green Bay, 11/1/09 (4)..... 12 pass to Shiancoe, 51 pass to Harvin, 2 pass to Dugan, 16 pass to Berrian
 vs. Detroit, 11/15/09 (1) 8 pass to Dugan
 vs. Seattle, 11/22/09 (4)23 pass to Harvin, 8 pass to Shiancoe, 3 pass to Berrian, 7 pass to Rice
 vs. Chicago, 11/29/09 (3)..... 15 pass to Harvin, 10 pass to Taylor, 6 pass to Shiancoe
 @ Arizona, 12/6/09 (2) 3 pass to Shiancoe, 31 pass to Harvin
 vs. Cincinnati, 12/13/09 (1)9 pass to Rice
 @ Chicago, 12/28/09 (2)6 pass to Shiancoe, 6 pass to Rice
 vs. NY Giants, 1/3/10 (4) 10 pass to Shiancoe, 4 pass to Rice, 12 pass to Rice, 1 pass to Tahi
 vs. Dallas, 1/17/10* (4) 47 pass to Rice, 16 pass to Rice, 45 pass to Rice, 11 pass to Shiancoe
 @ New Orleans, 1/24/10* (1)5 pass to Rice

2010

@ New Orleans, 9/9/10 (1) 20 pass to Shiancoe
 vs. Detroit, 9/26/10 (1) 24 pass to Harvin
 at N.Y. Jets, 10/11/10 (3)37 pass to Moss, 34 pass to Harvin, 11 pass to Harvin
 vs. Dallas, 10/17/10 (1) 10 pass to Camarillo
 at Green Bay, 10/24/10 (1)4 pass to Moss

FAVRE FACTS

First Career Game Action

vs. LA Rams (10/27/91) in Atlanta Fulton County Stadium. Favre handed off to Mike Rozier three consecutive times to end the game, a 31-14 Falcons win.

First Career Pass Attempt

At Washington (11/10/91) in RFK Stadium. Favre relieved Billy Joe Tolliver in the 4th quarter. His first career passing attempt, intended for Mike Pritchard, was intercepted by Andre Collins and returned 15 yards for a TD.

First Career Pass Completion

At Tampa Bay (9/13/92) in Tampa Stadium. Down 24-0 to the Bucs, Favre relieved Don Majkowski in the 3rd quarter and had his first pass attempt batted at the line, catching the deflection for a 7-yard loss. Favre rebounded to lead the Packers to the Bucs 15-yard line where Chris Jacke converted a field goal for the only points in the 31-3 loss.

First Career TD Pass

vs. Cincinnati (9/20/92). Favre replaced Majkoski in the 1st quarter, and in the 4th quarter he found Sterling Sharpe for a 5-yard TD with 10:49 remaining. With 13 seconds left, Favre hit Kittrick Taylor for the game-winning 35-yard TD in the Packers 24-23 comeback win over the Bengals.

MINNESOTA VIKINGS

COMING BACK HOME



Electric WR **Randy Moss** was traded to the Vikings on Wednesday, October 6, from the New England Patriots. For Moss, now in his 13th season in the NFL, it was a return to his career beginnings. The Vikings originally selected Moss with the 21st overall pick in the 1998 NFL Draft.

In his first stint with the Vikings (1998-2004), Moss caught 574 passes for 9,142 yards and 90 touchdowns. He made five trips to the Pro Bowl

during that time and trails only WR Cris Carter for the most receptions, most receiving yards and most receiving TDs in Vikings history.

Over his 13 seasons, Moss has climbed the NFL record books and now **ranks second in NFL history with 153 receiving touchdowns, fifth with 14,770 receiving yards and 9th with 947 receptions.**

A look at Moss's NFL career:

- * Originally selected by the Vikings in the first round (#21) of the 1998 NFL Draft.
- * Was traded by the Vikings to the Oakland Raiders in 2005 (3/2/05) in exchange for LB Napoleon Harris, a first-round selection in the 2005 NFL Draft (7th overall - WR Troy Williamson) and a seventh round selection in the '05 draft (219th overall - DB Adrian Ward).
- * Traded to the New England Patriots (4/29/07) in exchange for a fourth-round selection in the 2007 NFL Draft (110th overall - DB John Bowie).
- * Reacquired by the Vikings from the Patriots in a trade for a third round selection in the 2011 NFL Draft on October 6, 2010.
- * Ranks second in NFL history with 153 receiving touchdowns, fifth with 14,770 receiving yards and 9th with 947 catches.
- * Caught an NFL-record 23 touchdowns in his first season as a Patriot (2007), surpassing WR Jerry Rice's 22 in 1987.
- * Has been a part of the two highest scoring offenses in league history (Patriots-2007 and Vikings-1998).
- * Has been named to six Pro Bowls during his career.

AT THE TOP OF THE VIKINGS RECORD BOOKS

Moss ranks near the top in nearly every receiving category in NFL history.

Career TD Receptions - Vikings

Player, Years	TDs
1) Cris Carter, 1990-01	110
2) Randy Moss, 1998-04, '10	92

Career Receiving Yards - Vikings

Player, Years	Yards
1) Cris Carter, 1990-01	12,383
2) Randy Moss, 1998-04, '10	9,308

Career Receptions - Vikings

Player, Years	Receptions
1) Cris Carter, 1990-01	1,004
2) Randy Moss, 1998-04, '10	586

Career 100+ Yard Games - Vikings

Player, Years	100+ Yard Games (W-L)
1) Randy Moss, 1998-04, '10	41 (29-12)
2) Cris Carter, 1990-01	40 (30-10)

Career 1,000-Yard Seasons - Vikings

Player, Years	1,000-Yard Seasons
1) Cris Carter, 1990-01	8
2) Randy Moss, 1998-04, '10	6

Most Touchdowns in a Single Season - Vikings

Player	TDs
1t) Randy Moss, 1998	17
1t) Randy Moss, 2003	17
1t) Cris Carter, 1995	17

EXPLOSIVE WIDE RECEIVER

Moss has 64 career 100-yard receiving games in his 13 NFL seasons.

Moss' Top Games

Date	Opp.	W/L	Rec	Yds	Avg.	Lg	TD
11/14/1999	@Chi	W	12	204	17	44	0
10/5/1998	@GB	W	5	190	38	52t	2
9/9/2007	@NYJ	W	9	183	20.3	51t	1
11/15/2009	@IND	L	9	179	19.9	63t	2
9/28/2003	SF	W	8	172	21.5	59t	3
11/19/2001	NYG	W	10	171	17.1	57t	3
10/1/2000	@Det	W	7	168	24	61t	3
11/26/1998	@Dal	W	3	163	54.3	56t	3
11/30/2003	@StL	L	10	160	16	23	1
12/9/2001	Ten	W	7	158	22.6	73t	1
1/2/2000	Det	W	5	155	31	67t	1
11/22/1998	GB	W	8	153	19.1	49t	1
10/19/2003	Den	W	10	151	15.1	44	0
9/7/2003	@GB	W	9	150	16.7	27	1
11/8/2009	MIA	W	6	147	24.5	71t	1
11/4/2007	@Ind	W	9	145	16.1	55	1
11/23/2000	@Dal	W	7	144	20.6	52	2
12/2/2002	@Pit	L	8	144	18	62	1
12/16/2001	@Det	L	7	144	20.6	66t	2
9/14/2009	BUF	W	12	141	11.8	31	0
12/17/2000	GB	L	4	136	34	78t	1
12/9/2007	Pit	W	7	135	19.3	63t	2
12/1/2002	Atl	L	9	134	14.9	40	0
12/7/2003	Sea	W	8	133	16.6	47t	2
12/20/1999	GB	W	5	131	26.2	57t	2
11/6/2000	@GB	L	6	130	21.7	42	0
9/8/2005	@NE	L	5	130	26	73t	1
10/18/2009	TEN	W	8	129	16.1	40T	3
10/22/2006	Ari	W	7	129	18.4	32t	1
11/18/2007	@Buf	W	10	128	12.8	43t	4
11/28/1999	SD	W	7	127	18.1	60	1
9/18/2005	KC	L	5	127	25.4	64t	1
10/17/1999	@Det	L	10	125	12.5	36t	1
10/26/2003	NYG	L	7	125	17.9	35	2
11/23/2008	@Mia	W	8	125	15.6	29t	3
10/2/2005	Dal	W	4	123	30.8	79	0
10/10/1999	Chi	L	8	122	15.3	27	0
10/21/2007	@Mia	W	4	122	30.5	50t	2
10/3/1999	TB	W	4	120	30	61t	2
11/9/2003	@SD	L	11	120	10.9	23	1
10/27/2002	Chi	W	9	119	13.2	39t	1
9/26/2004	Chi	W	7	119	17	44	2
10/9/2000	TB	W	5	118	23.6	42t	1
9/27/2009	ATL	W	10	116	11.6	21	0
12/31/2005	NYG	L	7	116	16.6	44t	2
9/7/2008	KC	W	6	116	19.3	51	1
11/17/2002	GB	W	6	115	19.2	41	1
9/23/2007	Buf	W	5	115	23	45t	2
12/15/2002	@NO	W	11	113	10.3	33t	2
9/15/2002	Buf	L	11	111	10.1	31	1
12/20/2003	KC	W	7	111	15.9	30t	2
10/5/2008	@SF	W	5	111	22.2	66t	1
10/22/2000	Buf	W	5	110	22	39t	1
12/21/2002	Mia	W	7	110	15.7	60	0
12/29/2002	@Det	W	6	109	18.2	56	0
12/6/1998	Chi	W	8	106	13.3	34t	3
11/19/2000	Car	W	5	106	21.2	36t	1
9/16/2007	SD	W	8	105	13.1	24t	2
11/12/2000	Ari	W	7	104	14.9	26	1
12/12/2004	Sea	L	4	104	26	54	1
12/19/2004	@Det	W	4	102	25.5	82t	1
10/1/2007	@Cin	W	9	102	11.3	20	2
10/26/2008	StL	W	7	102	14.6	30	0
12/29/2007	@NYG	W	6	100	16.7	65t	2

SINGLE-SEASON RECORD HOLDER

Moss broke the NFL single-season receiving touchdown record in his first year with the Patriots (2007).

Single-Season Receiving Touchdowns - NFL

Player, Team, Year	Rec. TDs
1) Randy Moss, NE, 2007	23
2) Jerry Rice, SF, 1987	22
3t) Sterling Sharpe, GB, 1994.....	18
3t) Mark Clayton, MIA, 1984.....	18

HIGH-OCTANE OFFENSES

Moss has been a part of the two highest-scoring offenses in league history.

Points Scored in a Single Season - NFL

Team, Year	Points
1) New England Patriots, 2007.....	589 (36.8 avg.)
2) Minnesota Vikings, 1998	556 (34.8 avg.)
3) Washington Redskins, 1983.....	541 (33.8 avg.)

MOSS ALL-TIME LEADER IN TD/RECEPTION AVG.

Over his 13-year NFL career, **Moss** has averaged one touchdown for every 6.19 receptions, a total that is the best in NFL history among any receiver with at least 500 receptions. Moss has caught 153 touchdowns on his 947 career receptions.

Receptions Per Touchdown Average (min. 500 receptions) - NFL

Player, Team(s), Years	Rec	TD	Rec/TD
1) Randy Moss, MIN/OAK/NE, 1998-2010	947	153	6.19
2) Lance Alworth, SD/DAL, 1962-1972.....	542	85	6.38
3) Nat Moore, MIA, 1974-1986.....	510	74	6.89
4) Mark Clayton, MIA/GB, 1983-1993	582	84	6.93
5) Terrell Owens, SF/PHI/DAL/BUF/CIN, 1996-2010 ...	1046	147	7.12

MOSS IS NFL'S PREMIER TD RECEIVER

Since entering the NFL in 1998, **Moss** has caught 153 touchdown passes, more than any other player over that span.

In terms of overall touchdowns (rushing, receiving and returning), Moss has totaled 154 scores since entering the league in 1998 (153 via receptions and one via punt return), a tally that ranks second only to RB LaDainian Tomlinson (156 touchdowns) over that span.

Receiving Touchdowns Since 1998 - NFL

Player, Team(s)	Rec	Yards	TDs
1) Randy Moss, MIN/OAK/NE	947	14,770	153
2) Terrell Owens, SF/PHI/DAL/BUF/CIN.....	951	14,059	135
3) Marvin Harrison, IND	965	12,878	114

Overall Touchdowns Since 1998 - NFL

Player, Team(s)	TDs
1) LaDainian Tomlinson, SD/NYJ	158
2) Randy Moss, MIN/OAK/NE	154

Most Career Touchdowns All-Time - NFL

Player, Years	TDs
1) Jerry Rice, 1985-2004 (20).....	208
2) Emmitt Smith, 1990-2004 (15).....	175
3) LaDainian Tomlinson*, 2001-2010 (10).....	158
4) Randy Moss*, 1998-2010 (13).....	154

* Active Player

MOSS RANKS AMONG ALL-TIME LEADERS

Moss is among the NFL's all-time leaders in two major receiving categories – career touchdown receptions and receiving yards per game. In his 10-plus seasons, Moss has caught 153 touchdown passes, second only to Jerry Rice's 197 touchdown receptions. Additionally, Moss has averaged 76.5 receiving yards per game during his career, a mark that ranks 5th in NFL history

Career Receiving Touchdowns - NFL

Player, Years	Rec. TDs
1) Jerry Rice, 1985-2004	197
2) Randy Moss, 1998-2010	153
3) Terrell Owens, 1996-2010	147

Career Receiving Yards - NFL

Player, Years	Rec. Yards
1) Jerry Rice, 1985-2004	22,895
2) Terrell Owens, 1996-2010	15,515
3) Isaac Bruce, 1994-2009	15,208
4) Tim Brown, 1988-2004	14,934
5) Randy Moss, 1998-2010	14,770

Career Receptions - NFL

Player, Years	Receptions
1) Jerry Rice, 1985-04	1,549
2) Marvin Harrison, 1996-08	1,102
3) Cris Carter, 1987-02	1,101
4) Tim Brown, 1988-04	1,094
5) Terrell Owens, 1996-10	1,046
6) Tony Gonzalez, 1997-10	1,028
7) Isaac Bruce, 1994-09	1,024
8) Andre Reed, 1985-00	951
9) Randy Moss, 1998-10	947
10) Art Monk, 1980-95	940

Career Receiving Yards Per Game (min. 100 games played) - NFL

Player, Years	YPG Avg.
1t) Anquan Boldin, 2003-10	78.8
1t) Andre Johnson, 2003-10	78.8
3) Torry Holt, 1999-2009	77.4
4) Marvin Harrison, 1996-2008	76.7
5) Randy Moss, 1998-2010	76.5

Career 100-Yard Receiving Games - NFL

Player, Years	100-Yard Games
1) Jerry Rice, 1985-2004	76
2) Randy Moss, 1998-2010	64
3) Marvin Harrison, 1996-2008	59

Career Games with 2+ Receiving TDs - NFL

Player, Years	Games
1) Jerry Rice, 1985-2004	44
2) Randy Moss, 1998-2010	36
3) Terrell Owens, 1996-2010	30

11 CAREER GAMES WITH 10+ RECEPTIONS

Moss has 11 career games with 10 or more catches (listed below).

Moss's Games with 10+ Receptions

Game	Receptions	Yards	TDs
at Detroit, 10/17/99	10	125	1
at Chicago, 11/14/99	12	204	0
vs. N.Y. Giants, 11/19/01	10	171	3
vs. Buffalo, 9/15/02	11	111	1
at New Orleans, 12/15/02	11	113	2
vs. Denver, 10/19/02	10	151	0
at San Diego, 11/9/03	11	120	1
at St. Louis, 11/30/03	10	160	1
at Buffalo, 11/18/07	10	128	4
vs. Buffalo, 9/14/09	12	141	0
vs. Atlanta, 9/27/09	10	116	0



MOSS'S HONORS AND AWARDS

2007	Pro Bowl Associated Press All-Pro First Team Pro Football Weekly/PFWA All-NFL Team Sporting News All-Pro Team USA Today All-Pro Team ESPN.com All-Pro Team Dr. Z's SI.com All-Pro Team Pro Football Weekly/PFWA Comeback Player of the Year NFL Alumni Wide Receiver of the Year AFC Offensive Player of the Month (November) AFC Offensive Player of the Week (Week 9 and Week 11)
2003	Pro Bowl Associated Press All Pro First Team
2002	Pro Bowl Pro Football Weekly All-NFC Team
2001	NFC Offensive Player of the Week (Week 9)
2000	Pro Bowl Associated Press All Pro First Team USA Today All-Pro Team College and Pro Football Newsweekly All-Pro Teams
1999	Pro Bowl Pro Bowl MVP USA Today All-Pro Team NFC Offensive Player of the Week (Week 10)
1998	Pro Bowl Associated Press All-Pro First Team Associated Press Offensive Rookie of the Year Rookie of the Year - SI, Sporting News, Pro Football Weekly PFWA NFC Rookie of the Year Sports Illustrated All-Pro Team USA Today All-Pro Team Sporting News All-Pro Team NFL Offensive Rookie of the Month (November) NFC Offensive Player of the Week (Week 11 and Week 12)

1,000+ RECEIVING YARDS

In 2009, **Moss** reached 1,000 receiving yards for the third straight season and the 10th time in his career after finishing with 1,264 receiving yards. He joined Jerry Rice (14 seasons) as the only players in NFL history with 10 1,000-yard receiving seasons.

Moss's 1,000-Yard Seasons

Year	Rec.	Yards	TDs
1998	69	1,313	17
1999	80	1,413	11
2000	77	1,437	15
2001	82	1,233	10
2002	106	1,347	7
2003	111	1,632	17
2005	60	1,005	8
2007	98	1,493	23
2008	69	1,008	11
2009	83	1,264	13

Bold is Moss as a member of the Vikings.

MOSS TIES RICE FOR MOST 10+ TD SEASONS

Moss has nine seasons with at least 10 receiving touchdowns, which is tied with Jerry Rice for the most in NFL history.

Moss's 10+ Touchdown Seasons

1998 - 17	2004 - 13
1999 - 11	2007 - 23
2000 - 15	2008 - 11
2001 - 10	2009 - 13
2003 - 17	<i>* Currently has five receiving TDs in 2010.</i>

ROOKIE SENSATION

As a rookie in 1998, **Moss** set several Vikings records, catching 69 passes for 1,313 yards and 17 TDs. For his effort, Moss earned Pro Bowl honors and was named Associated Press Offensive Rookie of the Year.

Receptions as a Rookie - Vikings

Player, Year	Receptions
1) Randy Moss, 1998	69
2) Percy Harvin, 2009	60

Receiving Yards as a Rookie - Vikings

Player, Year	Receiving Yards
1) Randy Moss, 1998	1,313
2) Sammy White, 1976	906

Receiving Touchdowns as a Rookie - Vikings

Player, Year	TDs
1) Randy Moss, 1998	17

MOSS AMONG VIKINGS SCORING LEADERS

Moss currently ranks 4th in Vikings history for points scored (564). He has 92 receiving TDs as a Viking and one punt return for a score.

All-Time Scoring - Vikings

Player, Years	Points
1) Fred Cox (K), 1963-77	1,365
2) Cris Carter (WR), 1990-01	670
3) Fuad Reveiz (K), 1990-95	598
4) Randy Moss (WR), 1998-04, '10	564
5) Gary Anderson (K), 1998-02	542

All-Time Scoring - Non-Kickers - Vikings

Player, Years	Points
1) Cris Carter, 1990-01	670
2) Randy Moss, 1998-04, '10	564

MOSS'S TOUCHDOWN PASSERS (PLAYOFFS INCLUDED)

Quarterback	TD Passes
Daunte Culpepper	57
Tom Brady	40
Randall Cunningham	20
Matt Cassel	11
Jeff George	11
Kerry Collins	8
Gus Frerotte	5
Todd Bouman	4
Andrew Walter	3
Brett Favre	2
Brad Johnson	2
Total	163 (including 10 in playoffs)

NIFTY 50

Moss has four career games with two or more receptions of 50+ yards.

11/26/98 - at Dallas

- 51t pass from R. Cunningham
- 56t pass from R. Cunningham
- 56t pass from R. Cunningham

10/1/00 - at Detroit

- 61t pass from D. Culpepper
- 50t pass from D. Culpepper

1/2/00 - vs. Detroit

- 53 pass from J. George
- 67t pass from J. George

11/15/09 - at Indianapolis

- 55 pass from T. Brady
- 63t pass from T. Brady



MOSS'S CAREER TOUCHDOWNS

REGULAR SEASON

Game	Play
vs. Tampa Bay, 9/6/98.....	48 pass, 31 pass from B. Johnson
vs. Detroit, 9/20/98.....	5 pass from R. Cunningham
at Chicago, 9/27/98.....	44 pass from R. Cunningham
at Green Bay, 10/5/98.....	52 pass, 44 pass from R. Cunningham
vs. Cincinnati, 11/15/98.....	61 pass from R. Cunningham
vs. Green Bay, 11/22/98.....	49 pass from R. Cunningham
at Dallas, 11/26/98.....	51 pass, 56 pass, 56 pass from R. Cunningham
vs. Chicago, 12/6/98.....	6 pass, 3 pass, 34 pass from R. Cunningham
at Baltimore, 12/13/98.....	13 pass from R. Cunningham
vs. Jacksonville, 12/20/98.....	43 pass from R. Cunningham
at Tennessee, 12/26/98.....	5 pass from R. Cunningham
at Green Bay, 9/26/99.....	10 pass from R. Cunningham
vs. Tampa Bay, 10/3/99.....	61 pass, 27 pass from R. Cunningham
at Detroit, 10/17/99.....	36 pass from J. George
vs. Dallas, 11/8/99.....	4 pass, 47 pass from J. George
vs. San Diego, 11/28/99.....	34 pass from J. George
at Kansas City, 12/12/99.....	12 pass from J. George, 64 punt return
vs. Green Bay, 12/20/99.....	57 pass, 1 pass from J. George
vs. Detroit, 1/2/00.....	67 pass from J. George
vs. Miami, 9/10/00.....	15 pass from D. Culpepper
at Detroit, 10/1/00.....	61 pass, 17 pass, 50 pass from D. Culpepper
vs. Tampa Bay, 10/10/00.....	42 pass from D. Culpepper
at Chicago, 10/15/00.....	7 pass from D. Culpepper
vs. Buffalo, 10/22/00.....	39 pass from D. Culpepper
at Tampa Bay, 10/29/00.....	7 pass from D. Culpepper
vs. Arizona, 11/12/00.....	4 pass from D. Culpepper
vs. Carolina, 11/19/00.....	36 pass from D. Culpepper
at Dallas, 11/23/00.....	7 pass, 36 pass from D. Culpepper
at St. Louis, 12/10/00.....	32 pass from D. Culpepper
vs. Green Bay, 12/17/00.....	78 pass from D. Culpepper
at Indianapolis, 12/24/00.....	42 pass from D. Culpepper
at New Orleans, 10/7/01.....	29 pass from D. Culpepper
at Tampa Bay, 10/28/01.....	25 pass from D. Culpepper
at Philadelphia, 11/11/01.....	29 pass from D. Culpepper
vs. N.Y. Giants, 11/19/01.....	28 pass, 25 pass, 57 pass from D. Culpepper
at Pittsburgh, 12/2/01.....	12 pass from T. Bouman
vs. Tennessee, 12/9/01.....	73 pass from T. Bouman
at Detroit, 12/16/01.....	66 pass, 13 pass from T. Bouman
at Chicago, 9/8/02.....	33 pass from D. Culpepper
vs. Buffalo, 9/15/02.....	2 pass from D. Culpepper
vs. Chicago, 10/27/02.....	39 pass from D. Culpepper
vs. Green Bay, 11/17/02.....	24 pass from D. Culpepper
at Green Bay, 12/8/02.....	3 pass from D. Culpepper
at New Orleans, 12/15/02.....	33 pass, 13 pass from D. Culpepper
at Green Bay, 9/7/03.....	13 pass from D. Culpepper
vs. San Francisco, 9/28/03.....	15 pass, 35 pass, 59 pass from G. Frerotte
at Atlanta, 10/5/03.....	32 pass, 17 pass from G. Frerotte
vs. NY Giants, 10/26/03.....	33 pass, 1 pass from D. Culpepper
vs. Green Bay, 11/2/03.....	43 pass from D. Culpepper
at San Diego, 11/9/03.....	4 pass from D. Culpepper
at St. Louis, 11/30/03.....	15 pass from D. Culpepper
vs. Seattle, 12/7/03.....	47 pass, 45 pass from D. Culpepper
at Chicago, 12/14/03.....	16 pass from D. Culpepper
vs. Kansas City, 12/20/03.....	30 pass, 21 pass from D. Culpepper
at Arizona, 12/28/03.....	7 pass from D. Culpepper
vs. Dallas, 9/12/04.....	3 pass, 1 pass from D. Culpepper
at Philadelphia, 9/20/04.....	4 pass from D. Culpepper
vs. Chicago, 9/26/04.....	3 pass, 2 pass from D. Culpepper
at Houston, 10/10/04.....	1 pass, 50 pass from D. Culpepper
at New Orleans, 10/17/04.....	43 pass from D. Culpepper
vs. Jaguars, 11/28/04.....	2 pass from D. Culpepper
vs. Seahawks, 12/12/04.....	3 pass from D. Culpepper
at Detroit, 12/19/04.....	82 pass from D. Culpepper
vs. Green Bay, 12/24/04.....	12 pass from D. Culpepper
at Washington, 1/2/05.....	28 pass from D. Culpepper
at New England, 9/8/05.....	73 pass from K. Collins
vs. Kansas City, 9/18/05.....	64 pass from K. Collins

MOSS'S CAREER TOUCHDOWNS

vs. Buffalo, 10/23/05.....	22 pass from K. Collins
at Kansas City, 11/6/05.....	7 pass from K. Collins
vs. Denver, 11/13/05.....	29 pass from K. Collins
vs. Cleveland, 12/18/05.....	28 pass from K. Collins
vs. New York Giants, 12/31/05.....	15 pass, 44 pass from K. Collins
vs. Cleveland, 10/1/06.....	5 pass from A. Walter
at San Francisco, 10/8/06.....	22 pass from A. Walter
vs. Arizona, 10/22/06.....	32 pass from A. Walter
at New York Jets, 9/9/07.....	51 pass from T. Brady
vs. San Diego, 9/16/07.....	23 pass, 24 pass from T. Brady
vs. Buffalo, 9/23/07.....	3 pass, 45 pass from T. Brady
at Cincinnati, 10/1/07.....	7 pass, 14 pass from T. Brady
at Dallas, 10/14/07.....	6 pass from T. Brady
at Miami, 10/21/07.....	35 pass, 50 pass from T. Brady
vs. Washington, 10/28/07.....	6 pass from T. Brady
at Indianapolis, 11/4/07.....	4 pass from T. Brady
at Buffalo, 11/18/07.....	43 pass, 16 pass, 6 pass, 17 yard pass from T. Brady
at Baltimore, 12/3/07.....	3 pass from T. Brady
vs. Pittsburgh, 12/9/07.....	4 pass, 63 pass from T. Brady
vs. Miami, 12/23/07.....	11 pass, 1 pass from T. Brady
at New York Giants, 12/29/07.....	4 pass, 65 pass from T. Brady
vs. Kansas City, 9/7/08.....	10 pass from M. Cassel
at San Francisco, 10/5/08.....	66 pass from M. Cassel
vs. Denver, 10/20/08.....	13 pass, 27 pass from M. Cassel
vs. New York Jets, 11/13/08.....	16 pass from M. Cassel
at Miami, 11/23/08.....	25 pass, 8 pass, 29 pass from M. Cassel
at Oakland, 12/14/08.....	20 pass, 9 pass from M. Cassel
vs. Arizona, 12/21/08.....	76 pass from M. Cassel
vs. Baltimore, 10/4/09.....	14 pass from T. Brady
vs. Tennessee, 10/18/09.....	40 pass, 28 pass, 9 pass from T. Brady
vs. Miami, 11/8/09.....	71 pass from T. Brady
at Indianapolis, 11/15/09.....	63 pass, 5 pass from T. Brady
vs. New York Jets, 11/22/09.....	4 pass from T. Brady
at Miami, 12/6/09.....	58 pass from T. Brady
at Buffalo, 12/20/09.....	13 pass from T. Brady
vs. Jacksonville, 12/27/09.....	2 yard, 6 yard, 17 pass from T. Brady
at New York Jets, 9/19/10.....	34 pass from T. Brady
vs. Buffalo, 9/26/10.....	7 pass, 35 pass from T. Brady
at New York Jets, 10/11/10.....	37 pass from B. Favre
at Green Bay, 10/24/10.....	4 pass from B. Favre

PLAYOFFS

Game	Play
vs. Arizona, 1/10/99.....	2 pass from R. Cunningham
vs. Atlanta, 1/17/99.....	31 pass from R. Cunningham
vs. Dallas, 1/9/00.....	58 pass from J. George
at St. Louis, 1/16/00.....	44 pass, 2 pass from J. George
vs. New Orleans, 1/6/01.....	53 pass, 68 pass from D. Culpepper
at Green Bay, 1/9/05.....	20 pass, 34 pass from D. Culpepper
vs. New York Giants, 2/3/08.....	6 pass from T. Brady

NO BYE WEEK FOR MOSS


Moss is just the sixth player since the bye week was instituted in 1990 to play in 17 regular-season games in a season.

Players to Appear in 17 Regular Season Games in a Season - NFL

Player, Year, Teams	Games
Randy Moss, NE-MIN, 2010	17
Will Witherspoon, STL-PHI, 2009.....	17
Micah Ross, SD-CAR, 2004.....	17
Jerry Rice, OAK-SEA, 2004.....	17
Dexter Carter, NYJ-SF, 1995.....	17
Chris Singleton, NE-MIA, 1993.....	17



RUSHING TO THE TOP



RB **Adrian Peterson** is currently **1st in the NFL with a 115.4 rushing yards per game average and 1st with 684 rushing yards** through the first six games of the 2010 season. Peterson is averaging 4.9 yards per carry on his 140 rushing attempts, and he has hauled in 17 catches for 144 yards.

Since entering the league in 2007, **Peterson has rushed for 5,168 yards and 45 TDs, which both rank as the most in the NFL over the last four**

seasons. Peterson's career average of 99.4 rushing yards per game in his 52 NFL contests ranks as the 2nd-highest from 2007-10. In Week Five vs. Dallas Peterson **became the 5th-fastest player in NFL history to reach 5,000 yards, needing just 51 games to accomplish the feat.**

Peterson is only the 3rd player in NFL history to rush for 1,300+ yards and 10+ TDs in each of his first three seasons as he finished 2009 ranked 5th among all RBs with 1,383 rushing yards and 1st with 18 TDs. **His 18 rushing TDs on the year were a team record.**

2010 NFL Rushing Yards

Player	Rushing Yards	Avg. Per Game
1) Adrian Peterson, MIN	684	115.4
2) Chris Johnson, TEN	662	94.6
3) Arian Foster, HOU	635	105.8

2007-2010 Rushing Yards - NFL

Player	Rushing Yards
1) Adrian Peterson, MIN	5,168
2) Thomas Jones, NYJ	4,294

2007-2010 Rushing Touchdowns - NFL

Player	Touchdowns
1) Adrian Peterson, MIN	45
2) LaDainian Tomlinson, SD	43

2007-2010 Rushing Yards Per Game - NFL

Player	Yards Per Game
1) Chris Johnson, TEN	102.5
2) Adrian Peterson, MIN	99.4

2007-2010 Average Yards Per Carry (min. 500 attempts) - NFL

Player	Yards Per Carry
1) DeAngelo Williams, CAR	5.2
2) Chris Johnson, TEN	5.0
3) Adrian Peterson, MIN	4.9

2007-2010 Rushes For 10+ Yards - NFL

Player	10+ Rush
1) Adrian Peterson, MIN	143
2) DeAngelo Williams, CAR	109

2007-2010 Scrimmage Yards - NFL

Player	Yards
1) Adrian Peterson, MIN	6,141
2) Frank Gore, SF	5,387

2007-2010 Scrimmage Yards Per Game - NFL

Player	Avg.
1) Chris Johnson, TEN	124.3
2) Adrian Peterson, MIN	118.1

Peterson has also scored 276 points since entering the league, which is the 3rd-most among non-kickers during that time period.

2007-2009 Most Points Scored - Non-Kickers - NFL

Player	Points
1) Randy Moss, NE/MIN	314
2) LaDainian Tomlinson, SD/NYJ	282
3) Adrian Peterson, MIN	276

REACHING 1,300 AND 10

Peterson has now **rushed for 1,300+ yards and 10+ TDs in each of his first three seasons in the NFL** (2007-1,341/12; 2008-1,760/10; 2009-1,383/18). He is only the 3rd player in NFL history to accomplish the feat. If Peterson manages to cross 1,300 yards in 2010, he will match Earl Campbell for the most opening seasons with at 1,300 rushing yards in NFL history (four).

RBs to Rush for 1,300+ Yards and 10+ TDs in First 3 Seasons - NFL

Player, Years	Opening Seasons w/1,300+ Yards/10+TDs
1) Earl Campbell, 1978-81	4
2) Adrian Peterson, 2007-09	3
3) Barry Sanders, 1989-91	3

**Peterson currently has 684 yards and five TDs in 2010.*

PETERSON ON POINT THROUGH 50 GAMES

Peterson has an NFL-best 5,168 rushing yards since entering the league in 2007. He has now played in 52 career games, and his **4,964 yards through the first 50 games rank as the 6th-most in NFL history.**

Rushing Yards in First 50 NFL Games

Player, Years	Yards
1) Eric Dickerson, 1983-86	5,597
2) Earl Campbell, 1978-81	5,411
3) Jim Brown, 1967-71	5,248
4) Curtis Martin, 1995-98	5,086
5) Terrell Davis, 1995-98	5,062
6) Adrian Peterson, 2007-10	4,964

"ALL DAY" AND THE ALL-TIME GREATEST STARTS

RB **Adrian Peterson's** 4,484 rushing yards in his first three seasons (2007-09) were more than all but four running backs gained during their first three years in the NFL. Peterson's yardage total surpassed the likes of **Barry Sanders, Emmitt Smith** and **Clinton Portis**.

Peterson became only the eighth player in league history to reach 4,400+ rushing yards in the first three seasons in the NFL.

All-Time Rushing Leaders In First 3 NFL Seasons

Player	Yards
1) Eric Dickerson	5,147
2) Earl Campbell	5,081
3) Jamal Lewis	4,757
4) LaDainian Tomlinson	4,564
5) Adrian Peterson	4,484

MOST RUSHING TDs IN A SINGLE SEASON

Peterson's 18 rushing TDs in 2009 broke his career high and the Vikings record for the most rushing TDs in a single season. His 18 scores also ranked as the 2nd-most combined TDs in a single season in Vikings annals.

Most Rushing Touchdowns in a Single Season - Vikings

Player, Year	TDs
1) Adrian Peterson, 2009	18
2t) Terry Allen, 1992	13
2t) Chuck Foreman, 1976	13
2t) Chuck Foreman, 1975	13
5) Adrian Peterson, 2007	12

Most Combined Touchdowns in a Single Season - Vikings

Player, Year	TDs (Rush/Rec.)
1) Chuck Foreman, 1975	22 (13/9)
2t) Adrian Peterson, 2009	18 (18/0)
3t) Randy Moss, 2003	17 (0/17)
3t) Randy Moss, 1998	17 (0/17)
3t) Cris Carter, 1995	17 (0/17)



REACHING 100

Peterson currently ranks 2nd in Vikings history with 22 regular season games of 100+ yards rushing. The following is a list of those performances from 2007-present:

Peterson's Regular Season 100-Yard Rushing Performances

vs. Atlanta, 9/9/07.....	103
at Kansas City, 9/23/07	102
vs. Green Bay, 9/30/07	112
at Chicago, 10/14/07	224
vs. San Diego, 11/4/07	296*
vs. Detroit, 12/2/07	116
at Green Bay, 9/8/08	103
vs. Indianapolis, 9/14/08	160
vs. Detroit, 10/12/08	111
at Chicago, 10/19/08	121
vs. Houston, 11/2/08	139
vs. Green Bay, 11/9/08	192
vs. Chicago, 11/30/08	131
at Detroit, 12/7/08	105
at Arizona, 12/14/08	165
vs. N.Y. Giants, 12/28/08	103
at Cleveland, 9/13/09	180
vs. Baltimore, 10/18/09	143
vs. Detroit, 11/15/09	133
vs. Miami, 9/19/10	145
vs. Detroit, 9/26/10	160
at Green Bay, 10/24/10	131

* NFL Record

Career Regular Season 100-Yard Rushing Performances - Vikings

1) Robert Smith	29
2) Adrian Peterson	22
3) Chuck Foreman	17

PETERSON'S RECORD-BREAKING PACE

With his 1,383 yards in 2009, **Peterson** now owns three of the top four single season rushing totals in Vikings history. He broke the team record for single season rushing yards with 1,760 in 2008. As a rookie in 2007, Peterson finished with 1,341 yards despite missing two games due to injury, which ranks as the 4th-best single-season performance.

Single Season Rushing Leaders - Vikings

Player	Yards
1) Adrian Peterson, 2008	1,760
2) Robert Smith, 2000	1,521
3) Adrian Peterson, 2009	1,383
4) Adrian Peterson, 2007	1,341

Peterson averaged 110.0 yards per game in 2008, which was well above the Vikings record of 95.7 yards per game he set during his rookie season in 2007 (1,341 yards/14 games).

Single Season Rushing Yards Per Game Average - Vikings

Player (Yds/Games)	Avg. Yds. Per Game
1) Adrian Peterson, 2008 (1,760/16)	110.0
2) Adrian Peterson, 2007 (1,341/14)	95.7
3) Robert Smith, 2000 (1,521/16)	95.1

* Peterson is currently averaging 115.4 rushing yards per game in 2010.

1,000 RUSHING ATTEMPTS

Career Rushing Attempts - Vikings

Player, Years	Attempts
1) Bill Brown, 1962-74	1,627
2) Chuck Foreman, 1973-79	1,529
3) Robert Smith, 1993-00	1,411
4) Dave Osborn, 1965-75	1,172
5) Ted Brown, 1979-86	1,117
6) Adrian Peterson, 2007-10	1,055

50-YARD DASH

Peterson already has 10 runs of 50 or more yards in his short career. That number ranks 2nd in Vikings annals behind Robert Smith's 12 career rushes of 50+ yards.

Career 50-Yard Runs - Vikings

Player	50-Yd Rushes
1) Robert Smith, 1993-00	12
2) Adrian Peterson, 2007-10	10
3t) Michael Bennett, 2001-05	4
3t) Tommy Mason, 1961-66	4

FIRST HALF EXPLOSION

Peterson has rushed for 100 yards or more in the first half 10 times in his career. Such a feat has only been accomplished 16 times in team history, and Peterson has over half of those performances.

100-Yards Rushing In First Half - Vikings

Player	Games
1) Adrian Peterson, 2007-10	10
2) Robert Smith, 1993-00	2
3t) 4 players	1

JUST ANOTHER RECORD

Peterson already owns the Vikings record for the most rushing yards gained in the first four seasons on the team with his 5,168.

Most Rushing Yards In First Four Seasons - Vikings

Player, Years	Yards
1) Adrian Peterson, 2007-10	5,168
2) Chuck Foreman, 1973-76	3,803

Most Rushing Yards in First Six Games of a Season - Vikings

Player, Year	Yards
1) Adrian Peterson, 2010	684
2) Adrian Peterson, 2007	670
3) Robert Smith, 2000	657

3RD-HIGHEST AVERAGE IN NFL HISTORY

In 52 career games, **Peterson** is averaging 99.4 rushing yards per contest (5,168 yards). That average ranks as the 3rd-highest in NFL history among players with at least 5,000 yards. RB Jim Brown is the only NFL player to average over 100 yards a game for his career.

Average Rushing Yards Per Game (5,000+ Yards) - NFL Career

Player	Yards Per Game
1) Jim Brown, 1957-65 (12,312/118)	104.3
2) Barry Sanders, 1989-98 (15,269/153)	99.8
3) Adrian Peterson, 2007-10 (5,168/52)	99.4

NOT ONE DIMENSIONAL

Peterson is only one of two Vikings running backs to have multiple 60+ yard catches in their careers (Bill Brown-3).

60+ Yard Receptions - Career - Vikings

Player, Years	60+ Yard Rec.
1) Randy Moss, 1998-04	12
2t) Cris Carter, 1990-01	4
2t) Anthony Carter, 1985-93	4
2t) Gene Washington, 1967-72	4
5t) Qadry Ismail, 1993-96	3
5t) Hassan Jones, 1986-92	3
5t) John Gilliam, 1972-75	3
5t) Bill Brown, 1962-74	3
9t) Bernard Berrian, 2008-09	2
9t) Adrian Peterson, 2007-09	2
9t) Sidney Rice, 2007-09	2

CLIMBING THE CHARTS

It took just 26 career games for **Peterson** to break into the top 10 all-time rushers in Vikings history. With his 131 yards against Chicago in 2008 (11/30/08), Peterson passed Fran Tarkenton's career total of 2,548 yards. Peterson now has **5,168 yards, which ranks as the 4th-most in team history**. His 4.9 yards-per-carry average ranks as the highest in team history among runners with at least 500 carries.

Career Rushing Leaders - Vikings

Player	Att.	Yds.	Avg.	TD
1) Robert Smith, 1993-00.....	1,411	6,818	4.8	32
2) Chuck Foreman, 1973-79.....	1,529	5,879	3.8	52
3) Bill Brown, 1962-74.....	1,627	5,757	3.5	52
4) Adrian Peterson, 2007-10.....	1,055	5,168	4.9	45
5) Ted Brown, 1979-86.....	1,117	4,546	4.1	40
6) Dave Osborn, 1965-75.....	1,172	4,320	3.7	29
7) Darrin Nelson, 1982-89, '91-92.....	981	4,231	4.3	18

PETERSON'S LONGEST RUNS

Peterson's 80-yard TD run in Week Three against Detroit (9/26/10) was his career long and tied for the 4th-longest in team history. His previous long was a 73-yarder vs. Chicago (10/14/07) during his rookie season.

Longest Runs in Vikings History

Player, Game	Run
1) Chester Taylor, at Seattle, 10/22/06.....	95t
2) Michael Bennett, at Tampa Bay, 11/3/02.....	85t
3) Chester Taylor, at San Francisco, 12/9/07.....	84t
4t) Adrian Peterson, vs. Detroit, 9/26/10.....	80t
4t) Clinton Jones, vs. Chicago, 11/2/69.....	80t

Longest Runs in Mall of America Field

Player, Game	Run
1) Tony Dorsett, Dallas at Minnesota, 1/3/83.....	99t
2) Adrian Peterson, Minnesota vs. Detroit, 9/26/10....	80t

The following is a look at **Peterson's** 10 career longest runs:

Yards	Game	W/L
1) 80t.....	vs. Detroit, 9/26/10.....	W
2) 73t.....	at Chicago, 10/14/07.....	W
3t) 67t.....	vs. N.Y. Giants, 12/28/08.....	W
3t) 67t.....	at Chicago, 10/14/07.....	W
5t) 64t.....	vs. San Diego, 11/4/07.....	W
5t) 64t.....	at Cleveland, 9/13/09.....	W
7) 59.....	vs. Chicago, 11/30/08.....	W
8) 58.....	vs. Baltimore, 10/18/09.....	W
9) 55.....	vs. Green Bay, 9/30/07.....	L
10) 54t.....	at Chicago, 10/19/08.....	L

CROSSING 5,000

Peterson is just the fourth Viking to reach 5,000 rushing yards for his career. He is the quickest Viking to accomplish the feat (51 games) and tied for the 5th-fastest in NFL history.

Fewest Games Needed to Reach 5,000 Rushing Yards - Vikings

Player	Games
1) Adrian Peterson, 2007-10.....	51
2) Chuck Foreman, 1973-79.....	68
3) Robert Smith, 1993-99.....	79

Fewest Games Needed To Reach 5,000 Rushing Yards - NFL

Player	Games
1) Eric Dickerson, 1983-85.....	45
2) Earl Campbell, 1978-80.....	46
3) Jim Brown, 1957-60.....	48
4) Terrell Davis, 1995-98.....	50
5t) Adrian Peterson, 2007-10.....	51
5t) Jamal Lewis, 2000-04.....	51

ANOTHER TOP 10

Peterson moved into the top 10 among Vikings for career rushing TDs. Through 52 games, he now has 45, the 3rd-most in team history.

Most Career Rushing TDs - Vikings

Player	TDs
1t) Chuck Foreman, 1973-79.....	52
1t) Bill Brown, 1962-74.....	52
3) Adrian Peterson, 2007-present.....	45
4) Ted Brown, 1979-86.....	40
5) Robert Smith, 1993-00.....	32
6t) Dave Osborn, 1965-75.....	29
6t) Daunte Culpepper, 1999-05.....	29
8) Tommy Mason, 1961-66.....	28
9) Leroy Hoard, 1996-99.....	26

CENTURY MARK

Peterson already ranks 2nd in Vikings annals for career 100-yard rushing performances with 22 in just 52 career games.

Career Regular Season 100-Yard Rushing Performances - Vikings

1) Robert Smith.....	29
2) Adrian Peterson.....	22
3) Chuck Foreman.....	17

Single Season 100-Yard Rushing Games - Vikings

1t) Adrian Peterson, 2008.....	10
1t) Robert Smith, 2000.....	8
3t) Adrian Peterson, 2007.....	6
3t) Robert Smith, 1997.....	6

100-Yard Rushing Performances In First Three NFL Seasons - NFL

Player	100-Yard Games
1) Earl Campbell, 1978-79.....	28
2) Eric Dickerson, 1983-85.....	26
3) Edgerrin James, 1999-01.....	24
4) Clinton Portis, 2002-04.....	23
5) Terrell Davis, 1995-97.....	20
6t) Adrian Peterson, 2007-09.....	19
6t) Ottis Anderson, 1979-81.....	19
6t) Walter Payton, 1975-77.....	19
6t) Jim Brown, 1957-59.....	19
10t) Emmitt Smith, 1990-92.....	18
10t) Eddie George, 1996-98.....	18

SINGLE-GAME RUSHING HIGHS

Peterson owns four of the top five Vikings single-game rushing performances, listed below.

Vikings Single-Game Rushing

Yards	Player, Game
1) 296 *.....	Adrian Peterson, vs. San Diego, 11/4/07
2) 224.....	Adrian Peterson, at Chicago, 10/14/07
3) 200.....	Chuck Foreman, at Philadelphia, 10/24/76
4) 192.....	Adrian Peterson, vs. Green Bay, 11/9/08
5) 180.....	Adrian Peterson, at Cleveland, 9/13/09

* NFL Record

10 RUSHING TDs

In each of his first three NFL seasons, **Peterson** has rushed for at least 10 touchdowns, the first player in Vikings history to notch three seasons with 10+ TDs. In 2009, Peterson had 18 TDs. Thus far in 2010 he has five.

Most Seasons with 10+ Rushing TDs - Vikings

Player	Seasons w/10+ Rushing TDs
1) Adrian Peterson, 2007-09.....	3
2) Chuck Foreman, 1975-76.....	2
3t) Seven players.....	1

"ALL DAY" AND THE ALL-TIME GREATEST STARTS

This year **Peterson** already has or could break into the top 10 of several categories for running backs in their first four NFL seasons. He currently ranks 10th for the most rushing yards (5,168), tied for 11th for the most rushing TDs (45) and 21st for the most rushing attempts (1,055) through the first four years (charts courtesy of Stats, Inc.).

Most Rushing Yards in First Four Seasons - NFL

Player, Years	Rushing Yards
1) Eric Dickerson, 1983-86	6,968
2) Earl Campbell, 1978-81	6,457
3) Terrell Davis, 1995-98	6,413
4) LaDainian Tomlinson, 2001-04	5,899
5) Jamal Lewis, 2000-04	5,763
6) Emmitt Smith, 1990-93	5,699
7) Barry Sanders, 1989-92	5,674
8) Eddie George, 1996-99	5,365
9) Walter Payton, 1975-78	5,316
10) Adrian Peterson, 2007-10	5,168
11) Curtis Martin, 1995-98	5,086
12) Jim Brown, 1957-60	5,055

Most Rushing Touchdowns in First Four Seasons - NFL

Player	TDs
1) Terrell Davis, 1995-98	56
2t) Earl Campbell, 1978-81	55
2t) Eric Dickerson, 1983-86	55
4) LaDainian Tomlinson, 2001-04	54
5) Barry Sanders, 1989-92	52
6) Emmitt Smith, 1990-93	50
7t) Jim Brown, 1957-60	49
7t) Maurice Jones-Drew, 2006-09	49
9) Larry Johnson, 2003-06	47
10) Shaun Alexander, 2000-03	46
11t) Adrian Peterson, 2007-10	45
11t) Walter Payton, 1975-78	45
11t) Clinton Portis, 2002-05	45
14) Marcus Allen, 1982-85	44

Most Rushing Attempts in First Four NFL Seasons - NFL

Player	Attempts
1) Eric Dickerson, 1983-86	1,465
2) Earl Campbell, 1978-81	1,404
3) LaDainian Tomlinson, 2001-04	1,363
4) Eddie George, 1996-99	1,360
5) Terrell Davis, 1995-98	1,343
6) Curtis Martin, 1995-98	1,327
7) Emmitt Smith, 1990-93	1,262
8) Clinton Portis, 2002-05	1,258
9) Jamal Lewis, 2000-04	1,239
10) Ricky Williams, 1999-2002	1,197
11) Barry Sanders, 1989-92	1,189
12) Edgerrin James, 1999-02	1,184
13) Walter Payton, 1975-78	1,179
14) Willis McGahee, 2004-07	1,162
15) Jerome Bettis, 1993-96	1,116
16) Ottis Anderson, 1979-82	1,105
17) Marcus Allen, 1982-85	1,081
18) Corey Dillon, 1997-00	1,073
19) Marshall Faulk, 1994-97	1,065
20) Thurman Thomas, 1988-91	1,064
21) Adrian Peterson, 2007-10	1,055

SCRIMMAGE YARDAGE LEADER

Peterson has broken into the Vikings Top 10 for most combined net yards in a career. He currently has 6,569 career yards, which ranks 10th in team history.

Most Career Combined Net Yards - Vikings

Player, Years	Combined Yards
1) Cris Carter, 1990-01	12,410
2) Darrin Nelson, 1982-89, '91-92	10,365
3) Randy Moss, 1998-04, '10	9,496
4) Bill Brown, 1962-74	9,237
5) Chuck Foreman, 1973-79	8,970
6) Robert Smith, 1993-00	8,574
7) Anthony Carter, 1985-93	8,107
8) Ted Brown, 1979-86	7,607
9) Sammy White, 1976-86	6,878
10) Adrian Peterson, 2007-10	6,569

30 GAMES WITH A TD

Peterson has a rushing touchdown in 30 career games. He is only the fifth Vikings player to have 30 games with a rushing TD.

Most Career Games with a Rushing TD

Player, Years	Games w/ TD
1) Bill Brown, 1962-74	42
2) Chuck Foreman, 1973-79	36
3) Ted Brown, 1979-86	35
4t) Adrian Peterson, 2007-10	30
4t) Roberth Smith, 1993-00	30

PETERSON'S CAREER TOUCHDOWNS

Game, Date	Play
vs. Atlanta, 9/9/07	60 pass from T. Jackson
at Kansas City, 9/23/07	11 run
at Chicago, 10/14/07	67 run, 73 run, 35 run
at Dallas, 10/21/07	20 run
vs. San Diego, 11/4/07	1 run, 64 run, 46 run
vs. Detroit, 12/2/07	16 run, 13 run
vs. Chicago, 12/17/07	1 run, 8 run
at Green Bay, 9/8/08	3 run
at Tennessee, 9/28/08	28 run, 3 run
at Chicago, 10/19/08	1 run, 54 run
vs. Houston, 11/2/08	1 run
vs. Green Bay, 11/9/08	29 run
at Jacksonville, 11/23/08	16 run
vs. Chicago, 11/30/08	1 run
vs. N.Y. Giants, 12/30/08	67 run
vs. Philadelphia, 1/4/09 *	40 run, 3 run
at Cleveland, 9/13/09	1 run
at Detroit, 9/20/09	27 run
vs. Green Bay, 10/5/09	1 run
at St. Louis, 10/11/09	5 run, 7 run
at Pittsburgh, 10/25/09	2 run
at Green Bay, 11/1/09	1 run
vs. Detroit, 11/15/09	22 run, 1 run
vs. Chicago, 11/29/09	5 run
vs. Cincinnati, 12/13/09	1 run, 3 run
at Carolina, 12/20/09	4 run
at Chicago, 12/28/09	1 run, 1 run
vs. N.Y. Giants, 1/3/10	1 run
at New Orleans, 1/24/10 *	19 run, 1 run, 2 run
vs. Miami, 9/19/10	1 run
vs. Detroit, 9/26/10	6 run, 80 run
vs. Dallas, 10/17/10	1 run
at Green Bay, 10/24/10	1 run
Totals	51 (45 rushing regular season)



LEADING ALL ROOKIES



WR **Percy Harvin** currently ranks first on the team with 25 receptions on the season. His 25 catches have gone for 289 yards and three TDs. He also has eight rushes for 74 yards and a TD. Harvin recorded his first career two-touchdown performance in Week Five at New York.

Last year **Harvin finished tied for 1st among all NFL rookies in receiving yards (790) and receptions (60)**. The explosive Harvin also **ranked 2nd in the NFC and 7th in the NFL with his team record 2,081 all-purpose yards**.

2009 Most Combined Yards - NFL

Player	Rush	Rec.	KR	PR	Tot.
1) Fred Jackson, BUF.....	1,062	371	1,014	69	2,516
2) Joshua Cribbs, CLE.....	381	135	1,542	452	2,510
3) Chris Johnson, TEN.....	2,006	503	0	0	2,509
4) Jamaal Charles, KC.....	1,120	297	925	0	2,342
5) Darren Sproles, SD.....	343	497	1,300	183	2,323
6) Danny Amendola, STL.....	-2	326	1,618	360	2,302
7) Percy Harvin, MIN.....	135	790	1,156	0	2,081

IN THE ROOKIE RECORD BOOKS

In 2009, WR **Percy Harvin** ranked in the top five in several categories among Vikings rookies.

Most Combined TDs by a Rookie - Vikings

Player, Year	TDs
1) Randy Moss, 1998.....	17
2) Adrian Peterson, 2007.....	13
3) Sammy White, 1976.....	10
4) Percy Harvin, 2009.....	8

Most Receptions as a Rookie - Vikings

Player, Year	Receptions
1) Randy Moss, 1998.....	69
2) Percy Harvin, 2009.....	60

Most Receiving Yards as a Rookie - Vikings

Player, Year	Receiving Yds.
1) Randy Moss, 1998.....	1,313
2) Sammy White, 1976.....	906
3) Paul Flatley, 1963.....	867
4) Percy Harvin, 2009.....	790

Most Receiving TDs as a Rookie - Vikings

Player, Year	TDs
1) Randy Moss, 1998.....	17
2) Sammy White, 1976.....	10
3) Percy Harvin, 2009.....	6

HARVIN ON THE GROUND

WR **Percy Harvin** now has 209 rushing yards as a Viking, good for 2nd place in team history among wide receivers. Harvin scored his first career rushing TD at Green Bay (10/24/10), becoming only the fifth player in team history to score three different ways in a season.

Career Rushing Yards by a Wide Receiver - Vikings

Player, Years	Rushing Yards
1) Anthony Carter, 1985-93.....	290
2) Percy Harvin, 2009-10.....	209

Players to Score Three Different Ways in a Season - Vikings

- 1t) **Percy Harvin, 2010 (1 rush, 3 pass, 1 kick return)**
 1t) Mewelde Moore, 2005 (1 rush, 1 pass, 1 punt return)
 1t) Koren Robinson, 2005 (1 rush, 1 pass, 1 kick return)
 1t) Herschel Walker, 1989 (5 rush, 1 pass, 1 kick return)
 1t) Bill Brown, 1963 (7 rush, 2 pass, 1 kick return)

BERRI NICE



WR **Bernard Berrian** Berrian owns two of the three longest pass plays in team history. His 99-yard TD reception against Chicago in 2008 (11/30) broke a 46-year-old team record for the longest pass play. It also tied for the longest pass in NFL history; only 11 players have caught 99-yard TD passes all-time.

In his first year with the team in 2008, Berrian **had the Vikings five longest receptions of the season and led the Vikings in receiving yards eight times**. He also had four of the Vikings five longest TD catches (99t, 86t, 54t, 49t). He put up his three highest single-game receiving yardage days of his career - 131 vs. Detroit, 122 vs. Chicago and 110 at New Orleans.

Longest Completion - Vikings

Play	Yards
1) Gus Frerotte to Bernard Berrian, vs. Chicago, 11/30/08.....	99t
2) Fran Tarkenton to Charley Ferguson, vs. Chicago, 11/11/62.....	89t
3) Gus Frerotte to Bernard Berrian, vs. Detroit, 10/12/08.....	86t

Longest Scrimmage Play - Vikings

Play	Yards
1) Bernard Berrian vs. Chicago, 11/30/08 - Pass.....	99t
2) Chester Taylor at Seattle, 10/22/06 - Run.....	95t
3) Charley Ferguson vs. Chicago, 11/11/62 - Pass.....	89t
4) Bernard Berrian vs. Detroit, 10/12/08 - Pass.....	86t

Longest Pass Completion - NFL

Play	Yards
1t) Gus Frerotte to Bernard Berrian, MIN vs. CHI, 11/30/08.....	99t
1t) 10 other plays.....	99t

BERRIAN AND NFC NORTH CHAMPIONSHIPS

Since entering the league in 2004, WR **Bernard Berrian** has been on four teams in six years that have won the NFC North.

Berrian's NFC North Championships

Chicago Bears - 2005
 Chicago Bears - 2006
 Minnesota Vikings - 2008
 Minnesota Vikings - 2009

BIG PLAY ABILITY

WR **Bernard Berrian** proved his big-play ability in 2008 with three touchdowns of 80+ yards, including an NFL record-tying 99-yard TD reception against Chicago. Averaging 20.1 yards per catch, Berrian led the NFL in 2008, and he currently ranks 10th among the NFL's active receivers with at least 200 receptions with his career average of 14.8 yards per catch.


Average Yards Per Reception Among Active Players (200+ rec.)

Player, Seasons	Avg.
1) Santonio Holmes, 2006-10.....	16.2
2) Greg Jennings, 2006-10.....	16.0
3) Calvin Johnson, 2007-10.....	15.8
4) Joey Galloway, 1995-10.....	15.7
5t) Randy Moss, 1998-2010.....	15.6
5t) Braylon Edwards, 2005-10.....	15.6
5t) Lee Evans, 2004-10.....	15.6
8) Patrick Crayton, 2004-10.....	14.9
9t) Terrell Owens, 1996-2010.....	14.8
9tt) Bernard Berrian, 2004-10.....	14.8

80+ Yard Plays In A Single Season - Vikings

Player	Plays
1) Bernard Berrian, 2008.....	3 (86t pass, 99t pass, 82t PR)
2t) Koren Robinson, 2005.....	2 (80t pass, 86t KR)
2t) Darren Sharper, 2005.....	2 (88t INT return, 92t INT return)

RICE IS NICE



The Vikings are currently missing playmaking WR **Sidney Rice**, who is recovering from a hip injury and has not played yet during the 2010 season.

In his third NFL season in 2009, **Rice exploded into a game-changing receiver, finishing 2nd in the NFC and 4th in the NFL with 1,312 receiving yards.**

Prior to the 2009 season, Rice did not have a 100-yard game. In 2009, he had four, including a 201-yard performance vs. Detroit in Week 10, the 4th-best single-game performance in team history. In Week 6 against Baltimore, Rice had the first 100-yard game of his career, a 176-yard performance that ranks as the 10th-best in team history. He followed it up with a 134-yard performance at Pittsburgh. **His 312 yards in those two weeks were the 5th-most in team history over two consecutive games.**

On the year, Rice set career highs in single-season receptions (83), yards (1,312), 100+ yard games (4) and average yards per catch (15.8). He now has 16 touchdowns since entering the NFL in 2007, and **the Vikings are 11-3 in games when Rice has a TD.** Rice has caught a TD pass from all five quarterbacks that have started a game since 2007, including seven from the most recent - QB **Brett Favre**.

2009 Most Receiving Yards - NFL

Player	Receiving Yards
1) Andre Johnson, HOU.....	1,569
2) Wes Welker, NE.....	1,348
3) Miles Austin, DAL.....	1,320
4) Sidney Rice, MIN	1,312

2009 Most Receiving Yards - NFC

Player	Receiving Yards
1) Miles Austin, DAL.....	1,320
2) Sidney Rice, MIN	1,312

2009 Most Receiving Yards in a Single Game - NFL

Player, Game	Receiving Yards
1) Miles Austin, DAL, at Kansas City, 10/11/09 (OT).....	250
2) Roddy White, ATL, at San Francisco, 10/11/09	210
3) Sidney Rice, MIN, vs. Detroit, 11/15/09.....	201

REACHING 1,000 YARDS

With his 1,312 receiving yards in 2009, WR **Sidney Rice** became only the 10th Vikings receiver to reach 1,000 yards receiving in a season.

Most Seasons with 1,000 Yards Receiving - Vikings

Player, Dates	1,000-Yard Seasons
1) Cris Carter, 1993-00.....	8
2) Randy Moss, 1998-03	6
3) Jake Reed, 1994-97	4
4) Anthony Carter, 1988-90.....	3
5) Ahmad Rashad, 1979-80.....	2
6t) Sidney Rice, 2009	1
6t) Four other players.....	1

50-YARDERS

WR **Sidney Rice** is only one of four Vikings players in team history to record two or more 50-yard receptions in a single game.

Most 50-Yard Receptions in a Single Game - Vikings

Player, Game	50-Yard Receptions
1) Randy Moss, vs. Dallas, 11/26/98	3 (51t, 56t, 56t)
2t) Sidney Rice, vs. Baltimore, 10/18/09	2 (63, 58)
2t) Ray Poage, vs. San Francisco, 9/29/63	2 (57t, 67t)
2t) Leo Lewis, vs. Washington, 11/2/86.....	2 (67t, 76t)
2t) Randy Moss, vs. Detroit, 10/1/00.....	2 (61t, 50t)

TWO-HEADED MONSTER

The Vikings rushing-receiving duo of RB **Adrian Peterson** and WR **Sidney Rice** was the 2nd-most dangerous in the NFL in 2009. Peterson's 1,383 rushing yards and Rice's 1,312 receiving yards combined for 2,695 of the Vikings net offensive yards.

2009 Most Rushing-Receiving Yards by a Duo - NFL

Players (RB,WR)	Yards
1) Chris Johnson (2,006), Kenny Britt (701), TEN.....	2,707
2) Adrian Peterson (1,383), Sidney Rice (1,312), MIN	2,695

In terms of combined scrimmage yards, Peterson and Rice ended the season with the 2nd-best in team history, becoming only the 5th duo to reach 3,000 combined yards.

Most Scrimmage Yards in a Single Season by a Duo - Vikings

Players (Numbers include rushing + receiving)	Yards
1) Robert Smith (1,869), Randy Moss (1,442), 2000.....	3,311
2) Adrian Peterson (1,819), Sidney Rice (1,312), 2009.....	3,131
3) Michael Bennett (1,647), Randy Moss (1,398), 2002	3,045
4) Moe Williams (1,389), Randy Moss (1,650), 2003.....	3,039
5) Adrian Peterson (1,901), Bernard Berrian (1,104), 2008.....	3,005

Most Yards in a Game by RB/WR Combo - Vikings

Players (Rushing/Receiving)	Yards
1) Adrian Peterson (296), Sidney Rice (66), vs. SD, 11/4/07	362
2) Adrian Peterson (133), Sidney Rice (201), vs. DET, 11/15/09.....	334
3) Adrian Peterson (143), Sidney Rice (176) vs. BAL, 10/18/09	319
4t) 3 times	302

Most Scrimmage Yards in a Game by 2 Players - Vikings

Players (Rushing/Receiving)	Yards
1) Adrian Peterson (315), Chester Taylor (83), vs. SD, 11/4/07	398
2) Adrian Peterson (315), Sidney Rice (66), vs. SD, 11/4/07	381
3) Tommy Mason (199), Paul Flatley (156), vs. BAL, 11/17/63	355
4) Darrin Nelson (161), Anthony Carter (184) at DAL, 11/26/87	345
5) Adrian Peterson (166), Sidney Rice (176) vs. BAL, 10/18/09	342

Peterson and Rice set a new team record for the most yards gained in a game by a duo with at least 100 yards each. Of the 344 total yards the 2 had vs. Detroit, 334 came at their respective positions (Peterson-133 rushing; Rice-201 receiving).

Most Yards by a Duo with at Least 100 Yards Each - Vikings

Players (Rushing/Receiving)	Yards
1) Adrian Peterson (133), Sidney Rice (201), vs. DET, 11/15/09.....	334
2) Adrian Peterson (143), Sidney Rice (176), vs. BAL, 10/18/09	319
3t) Tommy Mason (146), Paul Flatley (156), vs. BAL, 11/17/63	302
3t) Robert Smith (134), Randy Moss (168), vs. DET, 10/1/00	302
3t) Darrin Nelson (118), Anthony Carter (184), vs. DAL, 11/23/00	302

Most Players with a 50-Yard Run/Reception in a Game - Vikings

Players	Game
2	Adrian Peterson (58), Sidney Rice (63, 58); vs. BAL, 10/18/09
2	Adrian Peterson (67t), Bernard Berrian (54t); vs. NYG, 12/28/08
2	Adrian Peterson (59), Bernard Berrian (99t); vs. CHI, 11/30/08
2	10 other times

CROSSING 200

WR **Sidney Rice** is only one of four players in team history to reach 200 receiving yards in a single game.

Most Receiving Yards in a Single Game - Vikings

Player, Game	Yards
1) Sammy White, vs. Detroit, 11/7/76.....	210
2) Randy Moss, at Chicago, 11/14/99	204
3) Paul Flatley, at San Francisco, 10/24/65	202
4) Sidney Rice, vs. Detroit, 11/15/09	201

SHIANCOE PUTS UP IMPRESSIVE NUMBERS



In Week One at New Orleans, TE **Visanthe Shiancoe** picked up right where he left off in 2009 when his 11 touchdowns set a team record for the most TDs in a single season by a Vikings tight end. Against the Saints, Shiancoe led the Vikings with four receptions for 76 yards and a score. He followed that performance with six catches for 86 yards against Miami and **now has 227 receiving yards and one TD on 17 receptions.**

Shiancoe has 19 TDs over the last three years, which is **tied for 2nd among all TEs during that time and tied for the 7th-most among all players.** Shiancoe has caught 15 touchdown passes in the last 26 regular season games and has moved into **2nd-place among Vikings tight ends with 20 career TDs.**

Most Receiving TDs 2008-10 - NFL

Player	TDs
1) Randy Moss, NE-MIN (WR)	29
2) Larry Fitzgerald, ARI (WR)	27
3) Antonio Gates, SD (TE)	24
4) Roddy White, ATL (WR)	23
5) Calvin Johnson, DET (WR)	22
6) Anquan Boldin, ARI (WR)	20
7t) Visanthe Shiancoe, MIN (TE).....	19
7t) Dallas Clark, IND (TE)	19
7t) Vernon Davis, SF (TE)	19
7t) Tony Gonzalez, ATL (TE)	19
7t) Andre Johnson, HOU (WR)	19

Most Career Receiving TDs by Vikings Tight Ends

Player	TDs
1) Steve Jordan, 1982-84.....	28
2) Visanthe Shiancoe, 2007-10	20
3) Stu Voigt, 1970-80	17
4) Joe Senser, 1979-84	16

Most Receiving TDs by a Tight End in a Single Season - Vikings

Player	TDs
1) Visanthe Shiancoe, 2009	11
2) Joe Senser, 1981	8
3t) Visanthe Shiancoe, 2008	7
3t) Joe Senser, 1980	7

SHIANCOE IN TOP 5

TE **Visanthe Shiancoe's** currently ranks 4th in Vikings history for most receiving yards by a TE. His 1,712 since joining the team in 2007 trails Joe Senser's 1,822 for 3rd place.

Most Receiving Yards by a Tight End - Vikings

Player, Years	Yards
1) Steve Jordan, 1982-94.....	6,307
2) Stu Voigt, 1970-80	1,919
3) Joe Senser, 1980-84	1,822
4) Visanthe Shiancoe, 2007-10	1,712
5) Jermaine Wiggins, 2004-06	1,659
6) Jim Kleinsasser, 1999-2010.....	1,619



TIGHT END TOUGHNESS



TE **Jim Kleinsasser** has made an impact in the Vikings record book despite being best known for his powerful blocking in the running game. Kleinsasser has started 114 career games, which ranks as the 2nd-most among all Vikings tight ends, and has played in 86 consecutive games, the 3rd-longest streak for a Vikings tight end.

Kleinsasser has 182 career catches, which is 3rd in team history for tight ends, and his 10 catches

in a single game (at St. Louis - 11/30/03) stand as the 2nd-most among Vikings tight ends.

Kleinsasser has been named to the USA Today's All-Joe Team, honoring hard-working and under-recognized NFL players, in each of the last two seasons.

Career Starts by Tight Ends - Vikings

Player	Starts
1) Steve Jordan.....	149
2) Jim Kleinsasser	114

Career Games Played by Tight Ends - Vikings

Player	Games Played
1) Steve Jordan, 1982-94.....	178
2) Jim Kleinsasser, 1999-2010.....	155
3) Stu Voigt, 1970-80	131

Consecutive Games Played by Tight Ends - Vikings

Player	Games Played
1) Steve Jordan, 1985-92.....	113
2) Brent Novoselsky, 1989-94	91
3) Jim Kleinsasser, 2005-10	86

Career Catches by Tight Ends - Vikings

Player	Catches
1) Steve Jordan, 1982-94.....	498
2) Jermaine Wiggins, 2004-06	186
3) Jim Kleinsasser, 1999-2010.....	182
4) Stu Voigt, 1970-80	177

BLAZING THE TRAIL

TE **Jim Kleinsasser's** blocking has been a key element to some of the best rushing days and seasons in Vikings history. The team has ranked #1 in the NFL in rushing twice in his career. Kleinsasser has led the way for eight different Vikings backs to break the 100-yard mark 55 times, including playoff action, and he's blocked for the Vikings top five single-season performances.

Top Vikings Running Backs Rushing Seasons

Player/Season/Yards	Kleinsasser's Games
1) Adrian Peterson, 2008: 1,760 yards	16
2) Robert Smith, 2000: 1,521 yards	14
3) Adrian Peterson, 2009: 1,383 yards	16
4) Adrian Peterson, 2007: 1,341 yards	16
5) Michael Bennett, 2002: 1,296 yards.....	14
6) Robert Smith, 1997: 1,266 yards	NA
7) Chester Taylor, 2006: 1,216 yards.....	16

Peterson currently has 684 yards through six games in 2010.

100-Yard Rushers Behind Kleinsasser

Player	100-Yard Games (including playoffs)
Adrian Peterson	23
Robert Smith *	11
Michael Bennett.....	8
Chester Taylor	6
Mewelde Moore.....	2
Onterio Smith.....	2
Moe Williams.....	2
Artose Pinner	1

* Finished with 29 for his career.

HE'S A 'LOAD' TO DEAL WITH



Vikings T **Phil Loadholt** started **15 games** (missed St. Louis to injury) his rookie season in 2009, which tied for the 3rd-most starts by a Vikings rookie tackle in team history.

Loadholt was only the 5th Vikings rookie offensive tackle to start a season opener and only the 2nd right tackle (first since 1966). Loadholt was named to the NFL's All-Rookie Team.

Most Starts by a Rookie Tackle - Vikings

Player, Year	Starts
1t) Gary Zimmerman, 1986 *	16
1t) Todd Steussie, 1994	16
3t) Phil Loadholt, 2009	15
3t) Korey Stringer, 1995	15

* Played in the USFL prior to joining the Vikings

Rookie Tackles to Start Season Opener - Vikings

Player, Year	Starts
1) Phil Loadholt, 2009, Right Tackle	
2) Todd Steussie, 1994, Left Tackle	
3) Everett Lindsey, 1993, Left Tackle	
4) Gary Zimmerman, 1986, Left Tackle	
5) Doug Davis, 1966, Right Tackle	

FOLLOWING ROUTE 76



Since joining the Vikings in 2006, perennial All-Pro LG **Steve Hutchinson** has proven his worth. In 70 regular season games with the Vikings, he has blocked for a 100-yard rusher 29 times in the regular season (Adrian Peterson-22, Chester Taylor-6, Artose Pinner-1).

Hutchinson has blocked for a 100-yard rusher 61 times in his career (including playoffs) and has made room for three games with a runner over

200 yards. He has had a 1,000-yard rusher behind him in each of his nine NFL seasons, including the past three years with Peterson (Peterson is on pace to cross 1,000 yards for the fourth time in 2010.). Hutchinson has blocked for three league-leading rushers during his career (Shaun Alexander twice, Adrian Peterson once).

Hutchinson has been selected to seven Pro Bowls and has been named All-Pro six times during his nine seasons in the NFL. At one point in 2009, he had a streak of 26 consecutive games without a penalty.

1,000 Yard Rushers Behind Hutchinson

Player, Year	Yards
Adrian Peterson, 2009	1,383
Adrian Peterson, 2008	1,760*
Adrian Peterson, 2007	1,341
Chester Taylor, 2006	1,216
Shaun Alexander, 2005	1,880*
Shaun Alexander, 2004	1,696*
Shaun Alexander, 2003	1,435
Shaun Alexander, 2002	1,175
Shaun Alexander, 2001	1,318

* NFL Leading Rusher

Peterson currently has 684 rushing yards in 2010

100-Yard Rushers/Games Behind Hutchinson

Player	Games (including playoffs)
Shaun Alexander	31
Adrian Peterson	23
Chester Taylor	6
Artose Pinner	1

70 CONSECUTIVE STARTS FOR HUTCHINSON

G **Steve Hutchinson** has now started 70 consecutive regular season games since joining the Vikings in 2006, the 3rd-longest streak in team history among guards and the 3rd-best by a left guard.

Most Consecutive Starts by a Guard - Vikings

Player, Years	Consecutive Starts
1) Randall McDaniel, 10/22/89-1/2/00	170
2) Chris Liwski, 9/3/01-11/13/05	73
3) Steve Hutchinson, 9/11/06-10/24/10	70
4) David Dixon, 10/5/97-11/25/01	69
5) Milt Sunde, 11/10/68-12/16/72	62
6) Larry Bowie, 9/16/62-10/16/66	61

FOR SULLIVAN, IT'S A SNAP



Charged with filling big shoes left by longtime Viking Matt Birk, C **John Sullivan** became a starter in 2009 on a talented Vikings offensive line after playing in all 16 games and the Wild Card playoffs on special teams as a rookie in 2008.

In 2009, Sullivan helped RB **Adrian Peterson** rank 5th in the NFL with 1,383 rushing yards and 1st with 18 TDs. Sullivan played a pivotal role in Peterson's record-breaking 180 yards on opening day at

Cleveland (9/13). Sullivan also helped QB **Brett Favre** complete **68.4% of his passes** and post a **107.2 passer rating on the year, both career-highs and the 2nd-highest totals in team history.**

This year Sullivan helped the Vikings get off to a fast start in the run game but missed two games due to injury. He returned at Green Bay and helped Peterson rush for 131 yards and a score.

Sullivan was the 4th center drafted in 2008, when the Vikings took him in the 6th round (#187) out of Notre Dame.

MOUNT McKINNIE



Since being drafted by the Vikings in 2002, T **Bryant McKinnie** has now blocked for five of the top seven single-season rushers in team history. Over the past three years he has helped RB **Adrian Peterson** put up three of the four largest totals in team history.

Last season McKinnie made his 100th start. He is **only the 7th Vikings tackle to play in 100 career games and currently ranks 5th among Vikings tackles with 122 career games played.**

Best Single-Season Rushing Totals - Vikings

Player, Year	Yards
1) Adrian Peterson, 2008	1,760
2) Robert Smith, 2000	1,521
3) Adrian Peterson, 2009	1,383
4) Adrian Peterson, 2007	1,341
5) Michael Bennett, 2002	1,296
6) Robert Smith, 1997	1,266
7) Chester Taylor, 2006	1,216

Peterson currently has 684 rushing yards in 2010

Most Career Games Played by a Vikings Tackle

Player	Games Played
1) Tim Irwin, 1981-93	181
2) Ron Yary, 1968-82	180
3) Grady Alderman, 1961-74	178
4) Steve Riley, 1974-84	128
5) Bryant McKinnie, 2002-10	122
6) Todd Steussie, 1994-00	111
7) Gary Zimmerman, 1986-92	108



NOWHERE TO RUN

The Vikings continue to stuff the run, **allowing 595 rushing yards this season, which ranks 8th in the NFL.**

2010 Opponents Rushing Yards

Team (Games)	Yards Allowed	Yards Per Game
1) Pittsburgh (6)	382	63.7
2) Seattle (6)	465	77.5
3) Dallas (5)	504	100.8
4) Kansas City (6)	538	89.7
5) New York Jets (6)	540	90.0
6) New York Giants (6)	557	92.8
7) New England (6)	586	97.7
8) Minnesota (6)	595	99.2

Under Head Coach **Brad Childress**, the Vikings have allowed only **three 100-yard individual rushing performances in 70 regular season games (2006-10)**. At one point the Vikings had gone 36 consecutive games without allowing a 100-yard rusher, which was the 2nd-longest streak in team history, before giving up 109 yards to RB Jonathan Stewart at Carolina last season (12/20/09). The Vikings streak of 36 games without allowing a 100-yard rusher was the 2nd-longest in team history.

100-Yard Rushers Allowed - 2006-10

Team	100-Yard Rushers Allowed
1t) Minnesota	3
1t) Pittsburgh	3
3) Baltimore	6

Longest Stretch w/out Allowing a 100-Yard Rusher - Vikings

Years	Games
1) 11/02/86-12/11/88	38
2) 11/18/07-12/13/09	36

Since 2006, the Vikings have given up a total of 5,389 rushing yards, which is the lowest in the league during that time. **Opponents are averaging just 77.0 rushing yards per game.** The Vikings became the first team since the 1970 NFL-AFL merger to rank #1 against the run in three consecutive seasons (2006-2008), and finished a strong 2nd in 2009.

Opponents Rushing Yards - 2006-2010

Team	Yards Allowed	Yards Per Game
1) Minnesota	5,389	77.0
2) Pittsburgh	5,954	85.1
3) Baltimore	6,041	85.1

Opponents Rushing TDs - 2006-2010

Team	TDs
1) Baltimore	30
2) Pittsburgh	31
3t) Minnesota	34
3t) New England Patriots	34

Opponents Average Yards Per Rush - 2006-2010

Team	Avg.
1) Minnesota	3.3
2) Baltimore	3.4
3) Pittsburgh	3.6

Opponents Rushes of 10+ Yards - 2006-2010

Team	10+ Yard Rushes
1) Pittsburgh	133
2) Minnesota	140
3) Baltimore	141

Opponents Rushing Attempts - 2006-2010

Team	Att.
1) Minnesota	1,611
2) Pittsburgh	1,668
3) Dallas	1,696

PREVENTING THE BIG PLAY

The Vikings **have given up just 16 plays of 20+ yards on the season**, which is the fourth-fewest in the NFL. They have **allowed just 13 pass plays of 20+ yards**, which is the tied for the fourth-fewest in the league.

2010 Opponent Plays of 20+ Yards

Team (Games)	20+ Yard Plays
1) New York Giants (6)	13
2) San Diego (6)	14
3) Dallas (5)	15
4) Minnesota (6)	16

2010 Opponent Pass Plays of 20+ Yards

Team (Games)	20+ Yard Passes
1) New York Giants (6)	10
2) Dallas (5)	11
3) San Diego (6)	12
4t) Minnesota (6)/Tampa Bay (6)	13

STIFLING DEFENSE

The Vikings overall defense currently ranks 7th in the NFL after finishing 6th in both 2008 and 2009. **The defense has allowed just 95 offensive points thus far**, the second-fewest in the NFL through the first seven weeks. The defense has only **allowed 11 offensive touchdowns**.

2010 Defensive Rankings

Team	YPG
1) San Diego	244.3
2) New York Giants	264.8
3) Dallas	281.4
4) New Orleans	288.4
5) Pittsburgh	299.3
6) Chicago	305.3
7) Minnesota	308.3

2010 Opponents Offensive Points Allowed

Team (Games)	Offensive Points Allowed
1) Pittsburgh (6)	82
2) Minnesota (6)	95
3) Dallas (5)	97

GROUNDING THE AERIAL ATTACK

Minnesota has **allowed only 1,255 passing yards on the season.**

2010 Opponent Passing Yards Allowed

Team (Games)	Yards Allowed
1) Dallas (5)	903
2) New York Giants (6)	1032
3) Carolina (6)	1095
4) San Diego (7)	1110
5) Tampa Bay (6)	1177
6) Buffalo (6)	1229
7) Indianapolis (6)	1240
8) Minnesota (6)	1255

2010 Opponent Passing Yards/Attempt

Team	Yds/Att
1) San Diego	5.93
2) Chicago	6.04
3) Carolina	6.06
4) Tennessee	6.30
5) Minnesota	6.31

2010 Opponent Receiving Yards/Catch

Team	Yds/Att
1) Chicago	9.8
2) Minnesota	9.9



3-AND-OUT

Through their first six games, **the Vikings have forced 16 3-and-outs in 68 defensive series, 23.5%, the 9th-best percentage in the NFL.**

2010 Opponents 3-and-Out Drive Percentage

Team	3-and-Out Drives %
1) Chicago (36 of 94)	38.3
2) New York Giants (24 of 76)	31.6
3) San Diego (24 of 81)	29.6
4) Oakland (24 of 87)	27.6
5) New York Jets (20 of 73)	27.4
6) St. Louis (22 of 81)	27.2
7) Washington (22 of 87)	25.3
8) New Orleans (17 of 70)	24.3
9) Minnesota (16 of 68)	23.5

DRIVE STOPPERS

The Vikings have **allowed 17 scoring drives on the season** (11 touchdowns, 6 FG), the fewest in the NFL.

2010 Scoring Drives Allowed

Team (Games)	Scoring Drives
1) Minnesota (6)	17
2t) Chicago (7)	18
2t) New York Jets (6)	18

The Vikings have also been good at limiting long drives, **allowing just nine drives of 60 yards or more on the season**, second-fewest in the league.

2010 Opponent Long Drives (60+) Allowed

Team (Games)	Long Drives (60+)
1) New York Giants (6)	7
2) Minnesota (7)	9
3) Carolina (6)	10

3RD-AND-LONG

The Vikings' defense has held strong on third-and-long this season, **allowing opponents to convert eight times in 39 attempts in 3rd-and-7+ situations.**

2010 Opponent 3rd-and-7+ Conversions

Team	Made/Attempts	Pct.
1) Tennessee	6/47	12.8
2) Kansas City	6/43	14.0
3) Chicago	9/58	15.5
4) Cincinnati	7/41	17.1
5) Dallas	6/34	17.6
6) Baltimore	9/47	19.1
7) New Orleans	8/41	19.5
8) Minnesota	8/39	20.5



AT



STINGY IN THE RED ZONE

The Vikings defense rank in the top five in red zone scores allowed and red zone points allowed. **Minnesota has only allowed 71 points on 17 opponent red zone trips.**

2010 Opponent Red Zone Points Allowed

Team (Opp. RZ Poss.)	RZ Points Allowed
1) Pittsburgh (15)	57
2) Miami (17)	66
3) New York Jets (15)	69
4) Atlanta (18)	70
5t) Minnesota (17)	71
5t) Dallas (14)	71
5t) Indianapolis (17)	71

In the first quarter at Green Bay with the ball at the Vikings' 12-yard line, DE Jared Allen intercepted a screen pass from Packers' QB Aaron Rodgers, the first red zone interception of Rodgers career. On the season, **Minnesota has forced three opponent turnovers inside the red zone, tied for the second-most in the league.**

2010 Red Zone Takeaways

Team (Opp. RZ Poss.)	Takeaways	Pct. Takeaways/ Red Zone Drives
1) Tennessee (30)	5	16.7
2t) Minnesota (17)	3	17.6
2t) Carolina (23)	3	13.0
2t) Cleveland (22)	3	13.6
2t) New York Giants (15)	3	20.0
2t) Seattle (23)	3	13.0

PREVENTING FIRST-DOWNS

Vikings' opponents have managed 103 first downs on the season, the fifth-fewest in the NFL through the first seven weeks.

2010 Opponents First Downs Allowed

Team (Games)	First Downs Allowed
1) Dallas (5)	86
2) New York Giants (6)	88
3t) Miami (6)	101
3t) San Diego (7)	101
5) Minnesota (6)	103

The Vikings have allowed 64 first downs through the air and 35 first downs on the ground.

2010 Opponents Passing First Downs Allowed

Team (Games)	First Downs Allowed-Pass
1) Dallas (5)	47
2) New York Giants (6)	55
3) Carolina (6)	56
4) Tampa Bay (6)	58
5t) Miami (6)	61
5t) San Diego (6)	61
7t) Minnesota (6)	64
7t) New Orleans (7)	64

ALLEN TERRORIZES QUARTERBACKS



DE **Jared Allen** is one of five Vikings with at least 1.0 sack during the 2010 season.

In each of his first two seasons with the Vikings, Allen finished with 14.5 sacks. In 2009, Allen became the 2nd player in NFL history (Reggie White) to notch at least 14 sacks in three straight seasons.

Allen holds the 2nd-highest single game sack total in Vikings history after he picked up 4.5

sacks against the Packers (10/5/09). Along with his sacks, Allen forced a fumble and a safety, his 3rd career safety and a Vikings record. In his two games against the Packers in 2009, Allen had 7.5 sacks, the most in a season against any opponent in team history, and he logged **10.5 sacks against NFC North opponents in 2009.**

Since entering the league in 2004, Allen has **73.0 career sacks, which ranks 1st among all players during that time.** His 14.5 sacks in both 2008 and '09 are the most a Vikings player has had in a single season since DT John Randle had 15.5 in 1998, while his '08 output was the most any player has had in his 1st season with the Vikings. He now has **30.0 sacks as a Viking**, the 3rd-most of any player in the NFL from 2008-10.

NFL Sack Leaders from 2004-2010

Player	Sacks
1) Jared Allen	73.0
2) DeMarcus Ware	71.5
3) Robert Mathis	65.0
4) Julius Peppers	64.0

NFL Sack Leaders from 2008-2010 (since Allen joined Vikings)

Player	Sacks
1) DeMarcus Ware	38.0
2) James Harrison	31.0
3) Jared Allen	30.0

Most Sacks in a Single Game - Vikings

Player	Sacks
1) Randy Holloway, vs. Atlanta, 9/16/84	5.0
2) Jared Allen, vs. Green Bay, 10/6/09	4.5
3t) Kevin Williams, vs. Detroit, 10/12/08 (last time)	4.0

Most Sacks in First Two Seasons - Vikings

Player, Years	Sacks
1) Jared Allen, 2008-09	29.0
2) Kevin Williams, 2003-04	22.5

RECOVERING THE FUMBLE

Allen finished tied for 3rd in the NFL with three fumble recoveries in 2009. Two of those FRs came against the Rams (10/11/09), one of which he returned 52 yards for the TD. Allen's 52-yard TD return was the 3rd-longest in Vikings history by a defensive lineman.

Longest Fumble Recovery Returns by a Vikings Lineman

Player, Game	Return
1) Kevin Williams, vs. Jacksonville, 11/28/04	77t
2) Alan Page, at Chicago, 10/11/70	63t
3) Jared Allen, at St. Louis, 10/11/09	52t

Most Fumble Recoveries 2004-2010

Player	Fumble Recoveries
1t) Raheem Brock	12
1t) Jason Taylor	12
1t) Osi Umenyiora	12
4t) Jared Allen	11
4t) Adewale Ogunleye	11
4t) Dewayne White	11

ALLEN BRINGS BACK SACK MEMORIES

Allen notched a team-leading 14.5 sacks in both 2008 and 2009, **becoming only the 2nd Viking in the past 30 years with multiple seasons with at least 14.5 sacks** (Chris Doleman, 1989 - 21.0 and 1992 - 14.5). Prior to Allen's arrival, the last Viking to top 14.5 sacks was DT John Randle, who amassed 15.5 in 1997.

Allen's 2008 and '09 sack total each rank in the Vikings top 10 for a single season, matching Doleman (1992) for 7th place. Allen's 14.5 sacks in '08 were the most any player has had in his first season with the Vikings.

Vikings Top Single-Season Sack Totals

Player, Year	Sacks
1) Chris Doleman, 1989	21.0
2t) Keith Millard, 1989	18.0
2t) Alan Page, 1976	18.0
4) John Randle, 1997	15.5
5t) Carl Eller, 1977	15.0
5t) Carl Eller, 1969	15.0
7t) Jared Allen, 2009	14.5
7t) Jared Allen, 2008	14.5
7t) Chris Doleman, 1992	14.5

SAFETY IN NUMBERS

Since joining the Vikings, **Allen** has collected a team-record three safeties. He had two safeties in 2008, which tied the NFL record for the most in a single season. Allen's two safeties also tied a team record held by Alan Page (1971).

Most Career Safeties - Vikings

Player	Safeties
1) Jared Allen, 2008-10	3
2t) Chris Doleman, 1985-93, '99	2
2t) Carl Eller, 1964-78	2
2t) Alan Page, 1967-78	2

Most Single Season Safeties - NFL

Player	Safeties
1t) Jared Allen, MIN, 2008	2
1t) Alan Page, MIN, 1971	2
1t) 13 other players tied	2

Most Single Season Safeties - Vikings

Player	Safeties
1t) Jared Allen, 2008	2
1t) Alan Page, 1971	2

The two safeties vs. Green Bay (11/9/08) tied a team record for the most in a game. The last time there were 2 safeties in an NFL game was Buffalo vs. Houston, 11/16/03.

Most Safeties In a Single Game - Vikings

1t) 2 vs. Green Bay, 11/9/08
- Jared Allen sack; Penalty-Intentional Grounding
1t) 2 vs. Atlanta, 10/5/03
- Two penalties-Intentional Grounding and Holding In End Zone

WILLIAMS ON TRACK



Since entering the league in 2003, DT **Kevin Williams leads all NFL defensive tackles with 49.5 sacks**. After leading NFL DTs with 8.5 sacks in '08, Williams **ranked tied for 1st among DTs with 6.0 sacks in 2009**. With 49.5 career sacks, Williams ranks 9th in team history among all Vikings players. Williams notched his first sack of the 2010 season after taking down Miami's Chad Henne for a loss of eight yards in the second quarter on Sunday. He has 10 tackles, 1.0 sack, on QB hurry and

one pass defended on the year.

2003-10 Sacks By Defensive Tackles - NFL

Player	Sacks
1) Kevin Williams, MIN.....	49.5
2) Rod Coleman, OAK/ATL.....	35.5

Most Sacks In A Single Game - Vikings

1) Randy Holloway, vs. Atlanta, 9/16/84.....	5.0
2) Jared Allen, vs. Green Bay, 10/5/09.....	4.5
3t) Kevin Williams, vs. Detroit, 10/12/08.....	4.0
3t) 8 other players.....	4.0

Most Career Quarterback Sacks - Vikings

1) Carl Eller, 1964-78.....	130.0
2) Jim Marshall, 1961-79.....	127.0
3) John Randle, 1990-00.....	114.0
4) Alan Page, 1967-78.....	108.5
5) Chris Doleman, 1985-93, '99.....	96.5
6) Doug Martin, 1980-89.....	60.5
7) Henry Thomas, 1987-94.....	56.0
8) Keith Millard, 1985-91.....	53.0
9) Kevin Williams, 2003-09.....	49.5

WILLIAMS WRITES HISTORY

DT **Kevin Williams** currently has four career defensive touchdowns, which is tied for the most defensive touchdowns (INTs and FRs) in Vikings history. Williams needs one more to take over sole possession of the career record.

In 2007, Williams tied a team record for the most INTs in a season by a defensive lineman (2) and the team record for the most INTs in a career by a defensive lineman (4).

Williams' NFL TDs

vs. Jacksonville, 11/28/04.....	77-yard fumble return
at Seattle, 10/22/06.....	0-yard fumble return
vs. Atlanta, 9/9/07.....	54-yard INT return
at San Francisco, 12/9/07.....	18-yard INT return

Most Career Defensive Touchdowns (INT-FR) - Vikings

1t) Kevin Williams, 2003-10 (2-2).....	4
1t) Orlando Thomas, 1995-01 (2-2).....	4
1t) Dewayne Washington, 1994-97 (3-1).....	4
1t) Joey Browner, 1983-91 (3-1).....	4
1t) Bobby Bryant, 1968-80 (3-1).....	4
1t) Paul Krause, 1968-79 (2-2).....	4
1t) Ed Sharockman, 1962-72 (3-1).....	4

Most Career Interceptions By A Defensive Lineman - Vikings

1) Kevin Williams, 2003-10.....	4
2) Chris Doleman, 1987-93, 99.....	3
3t) 4 Players.....	2

Most Single Season INTs By A Defensive Lineman - Vikings

1t) Kevin Williams, 2007.....	2
1t) Tim Newton, 1985.....	2

WILLIAMS RANKS 5TH AMONG VIKINGS DTs

DT **Kevin Williams'** 49.5 career sacks puts him in 5th place among defensive tackles in club history and 8th among all Vikings in the first eight years with the team.

Most QB Sacks Among DTs - Vikings

Player, Years	Sacks
1) John Randle, 1990-00.....	114.0
2) Alan Page, 1967-78.....	108.5
3) Henry Thomas (1987-94).....	56.0
4) Keith Millard, 1985-91.....	53.0
5) Kevin Williams, 2003-10.....	49.5

Most QB Sacks First Eight Seasons - Vikings

Player, Years	Sacks
1) John Randle, 1990-97.....	85.5
2) Chris Doleman, 1985-92.....	76.0
3) Alan Page, 1967-74.....	70.0
4) Jim Marshall, 1961-68.....	69.5
5) Carl Eller, 1964-71.....	62.5
6) Doug Martin, 1980-87.....	56.5
7) Henry Thomas, 1987-94.....	56.0
8) Kevin Williams, 2003-10.....	49.5

THE OTHER HALF OF THE WILLIAMS WALL



Since joining the Vikings in 2005, DT **Pat Williams** has played a huge role in stopping the run. The Vikings ranked 1st against the run from 2006-08 and 2nd in 2009, largely due to Williams ability to shed blockers and make the tackle at the line of scrimmage. Williams, who turned 38 on October 24, is the oldest current defensive player in the NFL.

Williams has played on an NFL top-10 defense eight times in the past 12 seasons, including three top-10 finishes with the Vikings since 2006.

Top Defensive Rankings of Williams' Teams

Team, Season	Ranking
Buffalo, 1998.....	#6
Buffalo, 1999.....	#1
Buffalo, 2000.....	#3
Buffalo, 2003.....	#2
Buffalo, 2004.....	#2
Minnesota, 2006.....	#8
Minnesota, 2008.....	#6
Minnesota, 2009.....	#6

Pat and his counterpart DT **Kevin Williams** have logged three Pro Bowls as a pair, the most of any Vikings DT tandem.

Career Pro Bowls by Vikings DT Duos

Players	Season
Pat Williams, Kevin Williams.....	2008
Pat Williams, Kevin Williams.....	2007
Pat Williams, Kevin Williams.....	2006
Gary Larsen, Alan Page.....	1970
Gary Larsen, Alan Page.....	1969



MAN IN THE MIDDLE



One of the Vikings captains from 2008-2010, LB **E.J. Henderson** has led the team in tackles three times over the last six years [2004-125; 2006-142; 2007-155 (career-high)]. He missed the majority of the 2008 season due to injury and was leading the team with 100 tackles in 2009 before his season-ending injury at Arizona.

Henderson currently **ranks 2nd on the team with 51 stops through the first five games**, including a team-high 13 tackles in the win over Dallas.

Along with his tackles, Henderson has 12.5 sacks for his career, which ranks 4th all-time among Vikings linebackers.

Career Sacks by Vikings Linebackers

Player	Sacks
1) Matt Blair	23.0
2) Ed McDaniel.....	20.5
3) Fred McNeill.....	16.5
4) E.J. Henderson	12.5

LEADING LINEBACKERS

Against the Dallas Cowboys on October 17, LB **E.J. Henderson** picked off two Tony Romo passes, giving him four career interceptions. He is one of 12 players in the NFL to have two interceptions in a single game this season and one of three linebackers to accomplish the feat.

2010 Interceptions in a Game by a Linebacker - NFL

Player	INT	Opponent
1t) E.J. Henderson	2	Dallas (10/17/10)
1t) Rob Ninkovich (New England)	2	at Miami (10/4/10)
1t) David Bowens (Cleveland)	2	at N.O. (10/24/10)

Interceptions in a Single Game by a Linebacker - Vikings


Player, Game	INTs
1t) Jack Del Rio, at Detroit, 12/5/93.....	3
1t) Roy Winston, at San Francisco, 10/25/64.....	3
2t) E.J. Henderson, vs. Dallas, 10/17/10	2
2t) Nine players	2

BASH BROTHERS

Against the Dolphins on Sept. 19, LB **E.J. Henderson** forced a Ricky Williams fumble that was scooped up by his brother LB **Erin Henderson**. Erin returned it to the one-yard line to set up a Vikings touchdown and pull them within 14-7 in the third quarter.

In the fourth quarter, E.J. recovered a Ronnie Brown fumble that set the Vikings up inside the Dolphins 25-yard line. It was the ninth career fumble recovery for E.J. and the second for Erin.

LEBER HELPS STOP THE RUN



In his eight accrued seasons in the NFL, LB **Ben Leber** has been a part of four defenses that ranked 1st against the run - San Diego in 2005 and Minnesota in 2006, 2007 and 2008.

Leber's Teams Ranked As NFL's #1 Rushing Defense

Year	Team	Rush Yds.
2005	San Diego	1,349 (1st)
2006	Minnesota	985 (1st)
2007	Minnesota	1,185 (1st)
2008.....	Minnesota	1,095 (1st)

BEN'S THERE

Since joining the Vikings, LB **Ben Leber** has recovered seven opponents' fumbles, a number that is tied for 12th among all players in the NFL from 2006-10. He finished 1st in the NFC and tied for 1st in the NFL with four fumble recoveries in 2008 when he had a career-high six combined takeaways (4 FR, 2 INT). In his four years with the Vikings, Leber has accounted for 11 takeaways (7 FR, 4 INT).

Opponents' Fumble Recoveries - 2006-2010 - NFL

Player	Opp. Fumble Recoveries
1) Antonio Smith.....	10
2t) Jared Allen	9
2t) Raheem Brock	9
2t) Bradie James.....	9
2t) Adewale Ogunleye	9
2t) Jay Ratliff	9
7t) Darnell Dockett.....	8
7t) Elvis Dumervil.....	8
7t) Chad Greenway	8
7t) Mark Roman.....	8
7t) DeMeco Ryans	8
12t) Ben Leber	7
12t) E.J. Henderson	7
12t) 5 other players tied	7

Vikings Single-Season Passes Defensed By Linebackers

1t) Ben Leber, 2008	12
1t) Matt Blair, 1981	12
2t) Jack Del Rio, 1994	11

LEBER/GREENWAY RANK AMONG VIKINGS BEST

LBs **Ben Leber** and **Chad Greenway**, two of the three NFL players from South Dakota, rank in the Vikings top 10 for single-season fumble recoveries, as they led the NFL in recoveries in both 2007 and 2008 (Greenway in '07 and Leber in '08), and in the top 5 for single season sacks among linebackers. **Greenway finished tied for 2nd in the NFL with 3 FRs in 2009.**


Vikings Single-Season Defensive Fumble Recoveries

Player	Opp. Fumble Recoveries
1) Don Hultz, 1963 (NFL Leader)	9
2) Alan Page, 1970 (NFL Leader).....	7
3) Fred McNeill, 1978.....	6
4t) Chris Doleman, 1989.....	5
4t) Joey Browner, 1985	5
4t) Matt Blair, 1976	5
7t) Ben Leber, 2008 (NFL Leader)	4
7t) Chad Greenway, 2007 (NFL Leader)	4
7t) 9 other players	4

Vikings Single-Season Sacks - Linebackers

Player	Sacks
1) Ed McDaniel, 1998.....	7.0
2t) Broderick Thomas, 1995	6.0
2t) Matt Blair, 1981	6.0
4) Chad Greenway, 2008	5.5
5t) Ben Leber, 2007	5.0
5t) Dwayne Rudd, 1997	5.0
5t) Matt Blair, 1978, 1983	5.0

TAKEAWAY GREENWAY



Vikings LB **Chad Greenway** became just the 15th player in team history to notch a three-takeaway game and only the third LB (Jack Del Rio and Roy Winston) to accomplish the feat when he intercepted two passes and recovered a fumble last year at Detroit (9/20/09). Greenway also recovered fumbles in Week 4 vs. the Packers and Week 14 vs. Cincinnati. His **three FRs in 2009 were tied for 3rd in the NFL**.

Greenway now has 8 fumble recoveries for his career, which is tied for the most among all players from 2007-10 (missed 2006 to injury).

Vikings Most Interceptions in a Single Game - Linebackers

Player, Game	INTs
1t) Jack Del Rio, at Detroit, 12/5/93.....	3
1t) Roy Winston, at San Francisco, 10/25/64.....	3
3t) Chad Greenway, at Detroit, 9/20/09	3
3t) 8 other players	2

Most Opponent Fumble Recoveries - 2007-10

Player, Team	FRs
1t) Chad Greenway	8
1t) Antonio Smith	8
3t) Bradie James/Mark Roman/DeMeco Ryans	7

FUMBLES LEAD TO SCORES

The Vikings have scored 48 TDs off a fumble recovery since the 1970 NFL merger. That total ranks 1st during that time span.

Fumble Recoveries for a Touchdown Since 1970 - NFL

Team	FR for TD
1t) Minnesota	48
1t) Atlanta.....	48

Since Head Coach **Brad Childress** took over in 2006, the Vikings have scored eight times on fumble recoveries (seven defensive recoveries, one offensive recovery), which ranks 2nd in the NFL.

Fumble Recoveries for a Touchdown 2006-2010 - NFL

Team	FR for TD
1t) San Diego.....	9
1t) Philadelphia.....	9
3) Minnesota	8

RETURN TO SENDER

Under Head Coach **Brad Childress**, the Vikings have scored 24 times on returns (INT, FR, KR, PR and blocked FG), a number that is fourth in the league from 2006-10. The Vikings have scored 16 times on defense, returning nine interceptions and seven fumble recoveries for touchdowns. The other seven scores came on four kickoff returns, two punt returns, a blocked field goal and an offensive fumble recovered for a TD.

NFL Returns/Defensive Touchdowns 2006-2010

Team	TDs
1) Chicago	30
2t) Arizona.....	26
2t) Green Bay.....	26
4) Minnesota	24

Most INT Returns For Touchdowns In A Single Game - NFL

1) 4	Seattle	vs. Kansas City, 11/4/84
2t) 3	Minnesota.....	at NY Giants, 11/25/07
2t) 3	8 other times	

GREEN LIGHT TO TACKLE

LB **Chad Greenway** currently leads the Vikings with 65 tackles this season. He has led the team in tackles in four of the teams' six games this season. He recorded a season-high 14 stops in the win over Detroit and had double-digit tackles against New Orleans (11), Dallas (10) and Green Bay (12).

Greenway has led the Vikings in tackles in each of the last two seasons. In 2009, he led the way with 127 stops. (150 in 2008, including 103 solo stops)

ALLEN/EDWARDS QUICK OFF THE EDGE



Over the past two years, DEs **Jared Allen** and **Ray Edwards** have become a threatening tandem for opposing quarterbacks. Together, the two have accounted for 43.5 (Allen 30.0, Edwards 13.5) of the Vikings 84.5 sacks since 2008. In 2009, the two collected 23.0 sacks, which was the fourth most for a Vikings defensive end tandem in team history.

Sacks by Defensive End Tandem - Vikings

Players, Year	Sacks
1) Doleman/Noga, 1989.....	32.5
2) Eller/Marshall, 1969	29.0
3) Doleman/Noga, 1992.....	23.5
4) Allen/Edwards, 2009	23.0

POUNCING ON THE LOOSE BALL

The Vikings recovered 13 fumbles in 2009 (t-6th), **bringing the total opponents' fumble recoveries since Head Coach Brad Childress took over in 2006 to 60, which is the 3rd-most in the NFL from 2006-10**. Only Detroit (73) and Chicago (69) have more during that time.

Opponents' Fumble Recoveries 2006-2010 - NFL


Team	Opp. Fumble Recoveries
1) Detroit.....	74
2) Chicago	70
3) Minnesota	61
4) Arizona	58
5) St. Louis	57

The Vikings currently boast three players in the top nine individual fumble recovery leaders since 2004 in the NFL: DE **Jared Allen**, LB **Ben Leber** and DT **Kevin Williams**. In addition, LB **E.J. Henderson** ranks 15th with eight fumble recoveries, while LB **Chad Greenway** and CB **Antoine Winfield** are tied for 30th with seven fumble recoveries during the same time frame.

Opponents' Fumble Recoveries 2004-2010 - NFL

Player	Opp. Fumble Recoveries
1t) Raheem Brock	12
1t) Jason Taylor.....	12
1t) Osi Umenyiora.....	12
4t) Jared Allen	11
4t) Adewale Ogunleye	11
4t) Dewayne White.....	11
7t) Mark Roman.....	10
7t) Antonio Smith.....	10
9t) Ben Leber	9
9t) Kevin Williams	9
9t) Karlos Dansby.....	9
9t) Darnell Dockett.....	9
9t) Kalimba Edwards.....	9
9t) Bradie James.....	9
9t) Ray Lewis.....	9
9t) Robert Mathis.....	9
9t) Jay Ratliff	9

TAKEAWAY 'TOINE



A ballhawker who hits with authority, Vikings CB **Antoine Winfield** frequently finds himself around the ball. He is currently tied for 2nd in career return touchdowns as a Viking, scoring 4 times in the past 3 seasons - 2 INT returns, one FR and one blocked FG return. He has scored a defensive touchdown for the Vikings in three of the past four seasons and has three of the Vikings 16 defensive TDs since 2006.

Winfield has **23 total takeaways as a Viking (16 INTs, 7 FRs)**, which ranks as the **6th-most in team history among cornerbacks** and 23rd overall.

Most Career Takeaways by a Cornerback - Vikings

Player	Takeaways	Games
1) Bobby Bryant	58 (51 INT, 7 FR)	160
2) Ed Sharockman	46 (40 INT, 6 FR)	141
3) Nate Wright	35 (31 INT, 4 FR)	126
4) Carl Lee	34 (29 INT, 5 FR)	169
5) John Turner	26 (22 INT, 4 FR)	103
6) Antoine Winfield	23 (16 INT, 7 FR)	85
7) Audray McMillian	21 (19 INT, 2 FR)	79

Most Career Return Touchdowns (All Returns) - Vikings

Player	TDs
1) Ed Sharockman, CB	6 (3 INT, 2 BP, 1 FR)
2t) Antoine Winfield, CB	4 (2 INT, 1 FR, 1 BFG)
2t) Kevin Williams, DT	4 (2 INTs, 2 FRs)
2t) 6 other players	4

WINFIELD AND GRIFFIN LIGHT OPPONENTS UP

CBs **Antoine Winfield** and **Cedric Griffin** have earned reputations across the league as hitters with the Vikings. Both players already rank among the Vikings all-time leaders in forced fumbles from the defensive backfield. They're also a major reason the Vikings defense led the NFL in rushing defense in 3 straight seasons from 2006-08.

Most Career Forced Fumbles by a Defensive Back - Vikings

Player, Seasons	FFs
1) Joey Browner, 1983-91	18
2) Cedric Griffin, 2006-09	10
3) Antoine Winfield, 2004-09	9
4) Orlando Thomas, 1995-2001	8

Most Tackles by a Cornerback in a Single Season - Vikings

Player, Season	Tackles
1) Willie Teal, 1983	107
2) Rufus Bess, 1984	104
3t) Carl Lee, 1984	100
3t) Antoine Winfield, 2005	100
3t) Cedric Griffin, 2008	100



AT



GRIFFIN TAKES IT AWAY



CB **Cedric Griffin** had four interceptions in 2009, which led the Vikings and tied as the 23rd-most in the NFL. Griffin also tallied 71 total tackles, 8 passes defended, 2 forced fumbles and 2 TFLs.

Prior to the '09 season, Griffin had three interceptions in the regular season from 2006-08. In the 2008 Wild Card playoff game, he notched a pick off Eagles QB Donovan McNabb.

Griffin will miss the 2010 season after suffering a season-ending knee injury in Week Five at New York.

Griffin's Career INTs

Game	QB	INTs
at Seattle, 10/22/06	Seneca Wallace	1 (0)
at Detroit, 12/10/06	Jon Kitna	1 (4)
at Arizona, 12/14/08	Kurt Warner	1 (-2)
vs. Philadelphia, 1/4/09*	Donovan McNabb	1 (0)
at Cleveland, 9/13/09	Brady Quinn	1 (0)
vs. San Francisco, 9/27/09	Shaun Hill	1 (0)
vs. Chicago, 11/29/09	Jay Cutler	1 (0)
at Chicago, 12/28/09	Jay Cutler	1 (-2)

* Playoffs

PICKS, PICKS, PICKS

The Vikings have returned **nine of their 63 INTs from 2006-10 for touchdowns, a total that is tied for 6th during that time.**

Vikings Defensive Touchdowns - 2006-10

Game	Play
vs. Chicago, 9/24/06	Antoine Winfield 7 INT return - L
vs. Detroit, 10/8/06	Ben Leber FR in end zone - W
vs. Detroit, 10/8/06	E.J. Henderson 45 INT return
at Seattle, 10/22/06	Kevin Williams FR in end zone - W
at Green Bay, 12/21/06	Fred Smoot 47 INT return - L
vs. Atlanta, 9/9/07	Kevin Williams 54 INT return - W
vs. Atlanta, 9/9/07	Antoine Winfield 14 INT return
at Detroit, 9/16/07	Ray Edwards 9 FR return - L
at Dallas, 10/21/07	Cedric Griffin 28 FR return - L
at NY Giants, 11/25/07	Darren Sharper 20 INT return - W
at NY Giants, 11/25/07	Dwight Smith 93 INT return
at NY Giants, 11/25/07	Chad Greenway 37 INT return
at San Francisco, 12/9/07	Kevin Williams 18 INT return - W
vs. Carolina, 9/21/08	Antoine Winfield 19 FR return - W
at Jacksonville, 11/23/08	Napoleon Harris 27 FR return - W
at St. Louis, 10/11/09	Jared Allen 52 FR return - W

Most Interceptions Returned for TDs - 2006-10

Team	INTs for TDs
1) Green Bay	16
2) Baltimore	13
3) Tennessee	12
4) Arizona	11
5) Tampa Bay	10
6t) Minnesota	9
6t) Buffalo	9
6t) New York Giants	9
6t) Pittsburgh	9

MR. AUTOMATIC



One of the most accurate kickers in the NFL since entering the league as an unheralded rookie free agent in 1997, **K Ryan Longwell has made 76-of-79 (96.2%) field goals from inside 45 yards since joining the Vikings in 2006.** Two of his three misses from inside 45 were blocked.

Longwell is 5-for-5 in 2010 with a long of 41 yards against New Orleans in the season opener. **He is one of just three kickers in the NFL who have not missed a field goal attempt this season.**

Longwell is currently ranked 9th all-time in NFL history with his field goal percentage of 83.2%. Longwell owns the team record for the most consecutive FGs made under 40 yards with 35.

Highest Career FG Made % (100+ FG Made) - NFL

Player	%
1) Nate Kaeding.....	86.7
2) Mike Vanderjagt.....	86.5
3) Robbie Gould.....	85.9
4) Rob Bironas.....	85.2
5) Shayne Graham.....	85.2
6) Stephen Gostkowski.....	84.3
7) Matt Stover.....	83.7
8) Phil Dawson.....	83.2
9) Ryan Longwell.....	83.2
10) Jeff Reed.....	82.6

300 CAREER FIELD GOALS

Longwell is one of just 21 all-time NFL players to make 300 field goals and now ranks 16th in league history with 326 field goals made.

NFL Career FGs Made (Regular Season)

1) Morten Anderson.....	565
2) Gary Anderson.....	538
3) John Carney.....	478
4) Matt Stover.....	471
5) Jason Hanson.....	438
6) Jason Elam.....	436
7) John Kasay.....	416
8) Nick Lowery.....	383
9) Jan Stenerud.....	373
10) Norm Johnson.....	366
11) Eddie Murray.....	352
12) Al Del Greco.....	347
13) Adam Vinatieri.....	348
14) Steve Christie.....	336
15) George Blanda.....	335
16) Ryan Longwell.....	327

NEAR THE TOP IN 2009

Longwell finished the 2009 regular season **ranked 3rd in the NFL with 132 points**, a career high and the 2nd-most points in team history.

2009 Leading Scorers - All Players

Player	Points
1) Nate Kaeding, SD.....	146
2) David Akers, PHI.....	139
3) Ryan Longwell, MIN.....	132

Most Single-Season Points - Vikings

Player	Points
1) Gary Anderson, 1998.....	164
2t) Ryan Longwell, 2009.....	132
2t) Fuad Reveiz, 1994/Chuck Foreman, 1975.....	132

LONGWELL RANKS 15TH IN ALL-TIME SCORING

Longwell currently ranks 15th in NFL history with 1,529 career points.

Since entering the league in 1997, Longwell ranks 1st in total scoring, surpassing K Jason Elam in the New Orleans opener this season.

All-Time NFL Scoring Leaders

Player/Seasons	Points
1) Morten Anderson, 1982-2007 (25).....	2,544
2) Gary Anderson, 1982-2004 (23).....	2,434
3) John Carney, 1988-2010 (23).....	2,062
4) Matt Stover, 1991-2009 (19).....	2,004
5) George Blanda, 1949-1975 (26).....	2,002
6) Jason Elam, 1993-2009 (17).....	1,983
7) Jason Hanson, 1992-2010 (19).....	1,883
8) John Kasay, 1991-2010 (19).....	1,762
9) Norm Johnson, 1982-1999 (18).....	1,736
10) Nick Lowery, 1978-1996 (18).....	1,711
11) Jan Stenerud, 1967-1985 (19).....	1,699
12) Eddie Murray, 1980-2000 (19).....	1,594
13) Al Del Greco, 1984-2000 (17).....	1,584
14) Adam Vinatieri, 1996-2010 (15).....	1,579
15) Ryan Longwell, 1997-2010 (14).....	1,529

NFL Scoring 1997-2010

Player	Points
1) Ryan Longwell.....	1,529
2) Jason Elam.....	1,504

LONGWELL ETCHES NAME IN VIKINGS BOOKS

Longwell currently ranks **6th in Vikings history for the most points scored with his 469 since joining the team in 2006.**

Most Career Points - Vikings

Player	Points
1) Fred Cox, 1963-77.....	1,365
2) Cris Carter, 1990-01.....	670
3) Fuad Reveiz, 1990-95.....	598
4) Randy Moss, 1998-04.....	552
5) Gary Anderson, 1998-02.....	542
6) Ryan Longwell, 2006-10.....	475
7) Bill Brown, 1962-74.....	456
8) Chuck Foreman, 1973-79.....	450

KLUWE DROPS A NET ON OPPONENTS

P **Chris Kluwe** is currently **ranked 2nd in the NFL with a 41.8 net punting average in 2010.** Kluwe **ranked 2nd with just 34 return yards allowed** among players with 15 or more punts on the season. Green Bay's nine-yard return in the first quarter was a season long against the Vikings.

2010 Net Punting Average - NFL

Player, Team	Net Avg.
1) Shane Lechler, OAK.....	45.6
2) Chris Kluwe, MIN.....	41.8
3) Zoltan Mesko, NE.....	40.3
4) Reggie Hodges, CLE.....	40.2

2010 Punt Return Yards Allowed (min. 10 punts) - NFL

Player, Team (Punts)	Return Yards Allowed
1) Mat McBriar, DAL (18).....	31
2) Chris Kluwe, MIN (28).....	34
3) Kevin Huber, CIN (29).....	52
4) Zoltan Mesko, NE (20).....	54

FROM 50 AND BEYOND

K **Ryan Longwell** has connected on 22 field goals from 50+ yards during his career. His six FGs of 50+ yards in 2008 are a team record for a single season and was tied for 2nd in the NFL that year. With his two 50-yarders in 2009, Longwell **moved into first place for the most career 50-yard FGs in Vikings history with nine. He is 8-of-8 on his last eight 50+ yard attempts.**

Most Career 50-Yard FGs - Vikings

Player, Seasons	50-Yard FGs
1) Ryan Longwell, 2006-09	9
2) Fuad Reveiz, 1990-95	8
3t) Jan Stenerud, 1984-85	3
3t) Chuck Nelson, 1986-88	3
3t) Paul Edinger, 2005	3

Longwell's 50+ Yard Field Goals - Career

Date	FG	Final
9/2/97, at Detroit	50.....	W 20-10
10/17/99, at Denver	50.....	L 10-31
10/8/00, at Detroit.....	51.....	L 24-31
10/29/00, at Miami.....	51.....	L 20-28
11/12/00, at Tampa Bay.....	52.....	L 15-20
12/16/01, at Tennessee.....	54.....	L 20-26
10/5/03, vs. Kansas City.....	50.....	L 34-40
10/11/04, at Tennessee.....	53.....	L 27-48
10/17/04, at Detroit	50.....	W 38-10
9/11/05, at Detroit.....	50.....	L 3-17
10/23/05, at Minnesota.....	53.....	L 20-23
11/13/05, at Atlanta.....	53.....	W 33-25
11/13/05, at Atlanta.....	51.....	W 33-25
10/14/07, at Chicago	55.....	W 34-31
9/14/08, vs. Indianapolis.....	53.....	L 15-18
10/6/08, at New Orleans.....	53.....	W 30-27
11/9/08, vs. Green Bay	54.....	W 28-27
11/23/08, at Jacksonville.....	54.....	W 30-12
12/7/08, at Detroit	50.....	W 20-16
12/28/08, vs. N.Y. Giants.....	50.....	W 20-19
9/27/09, vs. San Francisco	52.....	W 27-24
11/29/09, vs. Chicago	52.....	W 36-10

WHEN THE GAME IS ON THE LINE

Since joining the Vikings, **Longwell** has connected on eight game-winning FGs, the 2nd-most in a Vikings career.


Most Career Game-Winning FGs - Vikings

Player, Years	Game-Winning FGs
1) Fred Cox, 1963-77	9
2) Ryan Longwell, 2006-09	8
3) Fuad Reveiz, 1990-95	7

Longwell's Game Winners

Date	Game	FG	Time	Final
12/27/98	at Detroit.....	50.....	9:49	16-13
9/17/00	Philadelphia	38.....	0:03	6-3
10/15/00	San Francisco.....	35.....	0:54	31-28
12/24/00	Tampa Bay	22.....	6:31 OT.....	17-14
11/14/04	Minnesota.....	33.....	0:00	34-31
11/21/04	@ Houston	46.....	0:00	16-13
12/12/04	Detroit.....	23.....	0:02	16-13
12/24/04	@ Minnesota	29.....	0:00	34-31
12/11/05	Detroit.....	28.....	5:17 OT.....	16-13
9/11/06	@ Washington	31.....	1:00	19-16
9/17/06	Carolina	19.....	7:25 OT.....	16-13
10/14/07	@ Chicago	55.....	0:00	34-31
10/6/08	@ New Orleans.....	30.....	0:13	30-27
10/12/08	vs. Detroit.....	38.....	0:09	12-10
12/28/08	vs. N.Y. Giants.....	50.....	0:00	20-19
10/18/09	vs. Baltimore	31.....	1:56	33-31
10/17/10	vs. Dallas	38.....	4:03	24-21

PINNING THEM DEEP



Since entering the league in 2005, Vikings P **Chris Kluwe** has left opponents inside the 20-yard line 137 times, which is tied for the 7th-most in the NFL during that time span and ranks 2nd in Vikings annals. In 2007, Kluwe left opponents inside the 20 a team-record 34 times, which ranked 3rd in the NFL.

Kluwe now owns several Vikings records, including the highest single-season gross punting average, most punts of 50+ yards in a single season, and most 50-yard punts in a single game.

Vikings Single-Season Gross Punting Average

Player	GPA
1) Chris Kluwe, 2008	47.6
2) Bobby Walden, 1964.....	46.4

Vikings Single-Game Gross Punting Average

Player	GPA
1) Chris Kluwe, at Det., 9/16/07	57.5 (4 punts - 230 yards)
2) Mitch Berger, vs. Cin., 11/15/98	55.8 (4 punts - 223 yards)
3) Chris Kluwe, vs. TB, 9/11/05	54.3 (4 punts - 217 yards)
4t) Chris Kluwe at Ten, 9/28/08	54.0 (6 punts - 324 yards)
4t) Harry Newsome vs. Phx, 10/13/91	54.0 (5 punts - 270 yards)

Most 50+ Yard Punts In A Single Season

Player	50+Yard Punts
1) Chris Kluwe, 2008	33
2) Chris Kluwe, 2007	29
3t) Chris Kluwe, 2006	22
3t) Mitch Berger, 2000.....	22

OVER 100 INSIDE 20

P **Chris Kluwe** has pinned opponents inside their own 20-yard line 137 times since he entered the league in 2005. That total is the 2nd-most in Vikings history and tied for 7th-most in the NFL in that time frame.

Vikings Career Punts Inside 20-Yard Line

Player	Punts Inside 20
1) Greg Coleman (1978-87).....	154
2) Chris Kluwe (2005-10)	137

Most Punts Inside 20 - 2005-2010 - NFL

Player	Punts Inside 20
1) Brad Maynard.....	156
2) Dustin Colquitt	155
3) Donnie Jones	148
4) Shane Lechler.....	146
5) Mike Scifres.....	142
6) Brian Moorman	138
7t) Jason Baker	137
7t) Chris Kluwe	137

GIVING IT THE BOOT

P **Chris Kluwe** ranks 1st in team history for punts of 50+ yards, as he now has 131 punts that have gone over 50 yards since 2005.

Vikings Career Punts of 50+ Yards

Player	50+ Yard Punts
1) Chris Kluwe (2005-10)	131
2) Greg Coleman (1978-87).....	99
3) Mitch Berger (1996-01).....	96

Games with a 50+ Yard Punt

Player	Games
1) Greg Coleman (1978-87).....	68
2) Chris Kluwe (2005-10)	63

KLUWE IN THE TOP 10

Since being cut by the Seahawks as a rookie in 2005, P **Chris Kluwe** has gone on to punt 417 times for the Vikings. **He is 7th in the NFL with a 44.4-yard gross punting average over the last six years.**

Gross Punting Average 2005-2010 - NFL

Player	Gross Avg.
1) Shane Lechler.....	48.6
2) Donnie Jones	46.0
3) Andy Lee	45.7
4) Mat McBriar.....	45.6
5) Jon Ryan.....	45.0
6) Mike Scifres.....	44.8
7) Chris Kluwe	44.4
8) Jason Baker	44.3
9) Ben Graham	44.3

Most Punts 2005-2010 - NFL

Player	Punts
1) Andy Lee	498
2) Brad Maynard	477
3) Donnie Jones	460
4) Shane Lechler.....	449
5) Jason Baker	442
6) Dustin Colquitt.....	427
7) Brian Moorman	420
8) Chris Kluwe	419

HARVIN RETURNS KICKS



Against Dallas, Percy Harvin once again showed his game-breaking ability with a **95-yard kickoff return for a touchdown, the third of his young career.** Harvin and Josh Cribbs (Browns) lead the NFL with three kick return touchdowns since Harvin entered the league in 2009.

Harvin showed his versatility as a rookie, **earning a spot on the NFC Pro Bowl squad** after finishing the regular season **ranked 4th among all players**

with a 27.5-yard kickoff return average. Harvin, who never returned kicks in college, brought back 42 kickoffs for 1,156 yards, including a league-high **2 for TDs, setting a Vikings season and career record.**

Harvin's first TD return came in Week 3 vs. San Francisco (9/27/09). The 101-yard return is tied for the 2nd-longest in team history, and his 180 return yards in the game rank as the 2nd-most by a rookie in team history. Harvin's 27.5 avg. is the 2nd-highest in team history for a single season.

Highest Single Season Kickoff Return Average - Vikings

Player, Year	Avg.
1) Aundrae Allison, 2007	28.7
2) Percy Harvin, 2009	27.5

Highest Kickoff Return Average in a Single Game - Vikings

Player, Game	Avg.
1) Aundrae Allison, vs. Detroit, 12/2/07 (3 ret.)	47.7
2) Percy Harvin, vs. San Francisco, 9/27/09 (4 ret.)	45.0
3) Percy Harvin, vs. Dallas, 10/17/10 (3 ret.)	44.7

Most Kickoff Return Yards in a Single Season - Vikings Rookies

Player, Year	Yards
1) Buster Rhymes, 1985	1,345
2) Percy Harvin, 2009	1,156

Most Kickoff Return Yards in a Single Game - Vikings Rookies

Player, Game	Yards
1) Buster Rhymes, vs. Chicago, 9/19/85	182
2) Percy Harvin, vs. San Francisco, 9/27/09	180

RECORD-SETTING HARVIN

WR/KR **Percy Harvin** became the first player in Vikings history to return two kickoffs for touchdowns with an 88-yarder at Pittsburgh (10/25/09). He returned his third kickoff for a TD against Dallas on October 17, 2010.

Most Career Kickoff Returns for TDs in Vikings History

Player	KR for TD
1) Percy Harvin.....	3
2t) 11 players tied.....	1

Most Career Combined Kick Return Touchdowns - Vikings

Player	KR for TD
1t) Percy Harvin, 2009-10 (3 KOR)	3
1t) David Palmer, 1994-00 (2 PR, 1 KOR)	3
3) Mewelde Moore, 2004-07 (2 PR)	2

Harvin also holds the record for most career games with 150+ kickoff return yards. He had 175 kickoff return yards against the Jets on October 11, giving him four career games with over 150 kick return yards.

Most Career Games with 150+ Kickoff Return Yards - Vikings

Player, Years	Games
1) Percy Harvin, 2009-10	4
2t) 5 times	2

Longest Kickoff Returns in Vikings History

Player, Game	Return
1) Aundrae Allison, vs. Detroit, 12/2/07	104t
2t) Lance Rentzel, vs. Baltimore, 11/14/65.....	101t
2t) Percy Harvin, vs. San Francisco, 9/27/09	101t
4) Eddie Payton, vs. Oakland, 9/14/81	99t
5) Clinton Jones, vs. N.Y. Giants, 11/5/67.....	96t
6) Percy Harvin, vs. Dallas, 10/17/10	95t
7) Herschel Walker, vs. Philadelphia, 11/19/89.....	93t
8) Dave Osborn, vs. Los Angeles, 10/3/65.....	92
9t) Percy Harvin, vs. Pittsburgh, 10/25/09	88t
9t) Buster Rhymes, vs. Philadelphia, 12/22/85	88
9t) David Palmer, vs. Pittsburgh, 12/13/98	88t

Most Kickoff Returns of 50+ Yards in a Single Season - Vikings

Player, Year	50+ Yard KR
1t) Percy Harvin, 2009	3
1t) Adrian Peterson, 2007	3
1t) Koren Robinson, 2005	3
1t) Buster Rhymes, 1985.....	3

With his 175 yards in kickoff returns at Green Bay in 2009, **Harvin became the first rookie in team history to have three games in a season with 150+ kickoff return yards.**

Most Kickoff Return Yards in a Single Game - Vikings Rookies

Player, Game	KR Yards
1) Buster Rhymes, vs. Chicago, 9/19/85	182
2) Percy Harvin, vs. San Francisco, 9/27/09	180
3t) Troy Walters, vs. Green Bay, 12/17/00	177
3t) Bob Grim, vs. St. Louis, 10/8/67	177
5) Percy Harvin, vs. Green Bay, 11/1/09	175
6) Percy Harvin, at Pittsburgh, 10/25/09	167



RETURNING FOR TOUCHDOWNS

With WR/KR **Percy Harvin's** 95-yard kickoff return for a touchdown, the Vikings have had at least one kickoff or punt returned for a touchdown each year since 2004. Listed below are all of the touchdowns:

Kickoff/Punt Returns for Touchdowns Since 2004 - Vikings

Nate Burleson 91-yard PR..... vs. IND (11/8/04)
 Koren Robinson..... 92-yard KOR vs. NYG (11/13/05)
 Mewelde Moore 71-yard PR..... vs. NYG (11/13/05)
 Mewelde Moore 71-yard PR..... vs. NE (10/30/06)
 Aundrae Allison..... 104-yard KOR..... vs. DET (12/2/07)
Bernard Berrian 82-yard PR vs. ARI (12/14/08)
Percy Harvin..... 101-yard KOR..... vs. SF (9/27/09)
Percy Harvin..... 88-yard KOR..... vs. PIT (10/25/09)
Percy Harvin..... 95-yard KOR..... vs. DAL (10/17/10)

VIKINGS KICKOFF RETURNS FOR TOUCHDOWNS

WR/KR **Percy Harvin** added to his team record with his third career kickoff return for a touchdown. Here is a look at the all-time Vikings kickoff returns for TDs.

All-Time Kickoff Returns for Touchdowns - Vikings

Percy Harvin vs. Dallas, 10/17/10 (95)
Percy Harvin @ Pittsburgh, 10/25/09 (88)
Percy Harvin vs. San Francisco, 9/27/09 (101)
 Aundrae Allison vs. Detroit, 12/2/07 (104)
 Koren Robinson @ N.Y. Giants, 11/13/05 (86)
 Moe Williams @ N.Y. Giants, 12/26/99 (85)
 Robert Tate @ Kansas City, 12/12/99 (76)
 David Palmer @ Baltimore, 12/13/98 (88)
 Herschel Walker @ Philadelphia, 11/19/89 (93)
 Eddie Payton vs. Oakland, 9/14/81 (99)
 Keith Nord @ Washington, 11/2/80 (70)
 Clinton Jones vs. N.Y. Giants, 11/5/67 (96)
 Lance Rentzel vs. Baltimore, 11/14/65 (101)
 Bill Brown @ Los Angeles, 10/20/63 (78)

HARVIN SETS COMBINED YARDS RECORD

WR/KR **Percy Harvin** established the **Vikings record for the most combined yards with 2,081 (1,156 kickoff returns, 790 receiving, 135 rushing) in 2009**. The dynamic Harvin surpassed Herschel Walker's 2,051 yards in 1990 and Adrian Peterson's 2007 total of 2,021 yards with an 81-yard effort in the regular season finale vs. the New York Giants.

Single-Season Most Combined Yards - Vikings

Player, Year	Combined Yards
1) Percy Harvin, 2009	2,081
2) Herschel Walker, 1990	2,051

Single-Season Most Combined Yards - Vikings Rookies

Player, Year	Combined Yards
1) Percy Harvin, 2009	2,081
2) Adrian Peterson, 2007	2,021

FARWELL RETURNS TO SPECIAL TEAMS



Linebacker and special teams ace **Heath Farwell**, fresh off his first Pro Bowl berth in 2009, jumped off to a fast start at New Orleans, picking up three special teams tackles against the Saints and adding another against the Dolphins. He currently leads the team with eight special teams tackles in 2010.

Farwell has 102 special teams tackles since joining the team in 2005. **He has either led the team or tied for the lead in special teams tackles in three**

years - 2006 (25), 2007 (32) and 2009 (24). (He missed the entire 2008 season with a knee injury.)

Farwell was selected by teammates as the Special Teams Player of the Year in 2006 and 2007. **He owns the Vikings record with seven special teams tackles in a single game** (at the N.Y. Giants -11/25/07).

Most Career Onside Kick Recoveries - Vikings

Player	Recoveries
1t) Heath Farwell	2
1t) Terry LeCount	2

Most Special Teams Tackles in a Single Season - Vikings

Player, Season	Tackles
1) Joey Browner, 1989	38
2) Nate Allen, 1977	35
3t) Heath Farwell, 2007	32
3t) Harold Morrow, 1997	32

Most Special Teams Tackles in a Single Game - Vikings

Player, Game	Tackles
1) Heath Farwell, at N.Y. Giants, 11/25/07	7
2) Wymon Henderson, vs. Detroit, 11/6/88	6

FROM THE CFL TO THE NFL



Vikings LB **Kenny Onatolu** joined the Vikings in the 2009 offseason after spending 2007 and 2008 with the CFL's Edmonton Eskimos, the team where Hall of Fame QB Warren Moon began his pro football career before moving to the NFL.

In Onatolu's first NFL season, he had an immediate impact on the Vikings as he **finished the regular season tied for team-high honors with 24 special teams tackles**. Through four games this

season he has four special teams tackles.





Where Vikings Rank among the NFC leaders (TOP 10)

	Week 1	2	3	4	5	6	7	8	9	10	11	12	13	14	15	16	17
Camarillo, Punt Return Avg. (7.8)	NR	NR	NR	NR	7	NR	9										
Favre, TD passes (7)	6T	NR	NR	NR	NR	9T	9T										
Harvin, Receiving TDs (3)	NR	NR	NR	NR	5T	8T	10T										
Harvin, Scoring Non-Kickers (30)	NR	NR	NR	NR	8T	8T	6T										
Harvin, Kickoff Return Avg. (27.2)	NR	NR	NR	NR	NR	6	6										
Henderson, E.J., Interceptions (2)	NR	NR	NR	NR	NR	7T	10T										
Kluwe, Punting Avg. (43.7)	3	7	9	6	10	10	8										
Kluwe, Net Punting Avg. (41.8)	3	5	2	1	2	2	1										
Moss, Receiving TDs (5)	NR	NR	NR	NR	2T	5T	3T										
Moss, Scoring Non-Kickers (30)	NR	NR	NR	NR	6T	8T	6T										
Peterson, Rushing Yards (684)	2	1	1	1	1	2	1										
Peterson, Total Yards Scrimm. (828)	7	2	1	2	2	4	2										
Petersons, Rushing TDs (5)	NR	7T	3	3T	3T	2T	1T										
Peterson, Scoring Non-Kickers (30)	NR	NR	5T	6T	8T	8T	6T										

Where Vikings Rank among the NFL leaders (TOP 10)

	Week 1	2	3	4	5	6	7	8	9	10	11	12	13	14	15	16	17
Harvin, Kickoff Return Avg. (27.2)	NR	NR	NR	NR	NR	NR	9										
Kluwe, Net Punting Avg. (41.8)	7	8	3	2	3	4	2										
Moss, Receiving TDs (5)	NR	8T	5T	6T	6T	9T	6T										
Peterson, Rushing Yards (684)	8	3	2	3T	3	4	1										
Peterson, Total Yards Scrimm. (828)	NR	4	2	4	4	6	2										
Petersons, Rushing TDs (5)	NR	NR	4T	7T	8T	7T	4T										

Where Vikings Rank Offensively and Defensively (NFC)

	Week 1	2	3	4	5	6	7	8	9	10	11	12	13	14	15	16	17
Overall Offense	12	10	8	7	9	12	9										
Rushing Offense	8	3	2	2	2	4	3										
Passing Offense	13	14	14	14	12	14	14										
Points Scored	13T	16	14	14	14	12	10										
Overall Defense	8	3	2	2	2	3	5										
Rushing Defense	4	6	4	4	6	6	5										
Passing Defense	10	2	4	4	3	4	7										
Points Allowed	6T	4	1	1	3	3	6										
Turnover Ratio	11T	12T	12	12	15	14T	13T										

Where Vikings Rank Offensively and Defensively (NFL)

	Week 1	2	3	4	5	6	7	8	9	10	11	12	13	14	15	16	17
Overall Offense	25	19	15	16	18	24	20										
Rushing Offense	19	11	6	5	9	11	7										
Passing Offense	23	24	24	24	21	24	24										
Points Scored	28T	31	29	30	29	26T	24T										
Overall Defense	17	7	5	4	5	5	7										
Rushing Defense	8	10	8	9	14	11	11										
Passing Defense	19	7	8	8	6	6	13										
Points Allowed	6T	8T	2T	2T	7	7	11										
Turnover Ratio	21T	26T	25T	23T	30T	29T	27T										

NR-Not ranked in top 10

Done Prior to Monday Night Football

VIKINGS ENTERTAINMENT NETWORK

Vikings Entertainment Network is the umbrella for all Vikings entertainment initiatives including television, radio, vikings.com and in-stadium programming. The goal of VEN is to engage Vikings fans on a daily basis by providing exclusive, high quality news and entertainment content across all platforms.

vikings.com

Vikings Press Conferences
Vikings in the Community
Vikings Wired
NFL Network Highlights
Viktor TV
MVC TV



VOICES OF THE VIKINGS

KFAN-AM radio mid-day personality **Paul Allen** is in his ninth season as the Vikings radio play-by-play voice in 2010. Joining him in the booth for the fourth year is former Vikings linebacker and coach **Pete Bercich**, while former Vikings punter **Greg Coleman** is the sideline reporter.

KFAN-AM (1130) and KTLK (100.3 FM) serve as the flagship stations for the Minnesota Vikings Radio Network, which includes 72 outlets in five states:

2010 Vikings Radio Network

Station	Frequency	City
KGLO	AM 1300	Mason City
KMNS	AM 620	Sioux City
KXNO	AM 1460	Des Moines
KICD	AM 1240	Spencer

Minnesota

Station	Frequency	City
KKIN	FM 94.3	Aitkin
KQPR	FM 96.1	Albert Lea
KIKV	FM 100.7	Alexandria
KBUN	AM 1450	Bemidji
KBHP	FM 101.1	Bemidji
KBCR	FM 93.5	Benson
KBEW	FM 98.1	Blue Earth
KBLB	FM 93.3	Brainerd
KROX	AM 1260	Crookston
KARP	FM 106.9	Dassel-Hutch
KBOT	FM 104.1	Detroit Lakes
KDLM	AM 1340	Detroit Lakes
KQDS	FM 94.9	Duluth
KQDS	AM 1490	Duluth
WELY	AM 1450	Ely
WELY	FM 94.5	Ely
KBRF	AM 1250	Fergus Falls
KMFY	FM 96.9	Grand Rapids
WXXZ	FM 95.3	Grand Marais
WMNT	AM 650	Hibbing
KSDM	FM 104.1	Int'l Falls
KRAQ	FM 105.7	Jackson
KARL	FM 105.1	Marshall
KKOK	FM 95.7	Morris
KNUJ	FM 107.3	New Ulm
KHRS	FM 105.9	Mankato
KYSM	AM 1230	Mankato
KXLP	FM 94.1	Mankato
KFAN	AM 1130	Minneapolis
KTLK	FM 100.3	Minneapolis

WCMP	FM 100.9	Pine City
KRCH	FM 101.7	Rochester
KWEB	AM 1270	Rochester
WJON	AM 1240	Saint Cloud
KQYB	FM 98.3	Spring Grove
KSKK	FM 94.7	Staples
KTRF	AM 1230	Thief River
KVKK	AM 1070	Wadena
KSKK	FM 94.7	Wadena
KOWZ	AM 1170	Waseca
KWLM	AM 1340	Willmar
KWNO	AM 1380	Winona

North Dakota

Station	Frequency	City
KXMR	AM 710	Bismark
KQDJ	AM 1400	Jamestown
KDAK	AM 1600	Carrington
KDLR	AM 1240	Devils Lake
KLTC	AM 1460	Dickinson
KRWK	FM 101.9	Fargo
KFGO	AM 790	Fargo
KKXL	AM 1440	Grand Forks
KRRZ	AM 1390	Minot
KOVG	AM 1490	Valley City
KDDR	AM 1220	Oakes
KEYZ	AM 660	Williston
KBMW	AM 1450	Whapeton

South Dakota

Station	Frequency	City
KSDN	AM 930	Aberdeen
KMLO	FM 100.7	Mobridge
KMSD	AM 1510	Milbank
KPLO	FM 94.5	Pierre
KRKI	FM 99.5	Rapid City
KBWS	FM 102.9	Sisseton
KWSN	AM 1230	Sioux Falls
KWAT	AM 950	Watertown
WNAX	AM 570	Yankton

Wisconsin

Station	Frequency	City
WMEQ	AM 880	Eau Clr/Men
WKFX	FM 99.1	Rice Lake
WHSM	101. FM	Hayward
WLMX	FM 104.9	Balsam Lk/Amery



VIKINGS ON THE AIR



Vikings Weekly

Vikings Weekly is the official Minnesota Vikings TV show and is co-produced by Vikings Entertainment Network and FS North. This weekly feature-based program airs every Saturday at noon on KARE 11 and Sunday at 10:00 a.m. on FS North, beginning in August and running

through the season.

In the offseason, fans can find *Vikings Weekly* exclusively on vikings.com. Two-time Emmy Award winning host Ann Carroll gives a behind-the-scenes look at everything Vikings all year long, including inside the lives of fans' favorite Vikings players, coverage of many Vikings events and community appearances, and a look into the proud Vikings tradition with regular Vikings alumni segments. *Vikings Weekly* is the only show to take viewers inside the home of Adrian Peterson and feature in-season segments hosted by top Vikings players.



Vikings Game Plan

Vikings GamePlan, presented by Sports Authority, is the official Minnesota Vikings pregame TV show. Co-produced by Vikings Entertainment Network and FS North, *GamePlan* airs Sunday mornings at 10:30 a.m. on KARE 11

and FS North.

Vikings radio Play-by-Play man Paul Allen gives viewers an inside look at what to expect in the upcoming game through exclusive Film Study with Head Coach Brad Childress. KARE 11's Tim McNiff goes head-to-head with opponent's media in the popular Media Matchup. *GamePlan* also wires Vikings players during the game, bringing fans closer than anyone else can.

VIKINGS LAUNCH SPORTS AUTHORITY STUDIOS

In 2010, the Vikings partnered with Sports Authority - the new official sporting goods retailer of the team - to launch "Sports Authority Studios" at Winter Park.



The addition of the studio and production room at Winter Park will translate into many new and unique content offerings for Vikings fans across the globe. The studio will be used for the filming of the Vikings pregame show, *Vikings GamePlan*, as well as interviews for the Vikings Radio Network and flagship station KFAN-AM 1130, vikings.com video productions and various photo and video shoots.

VIKINGS MEDIA PARTNERS

KARE 11 - KARE 11 serves as the Official TV Partner of the Minnesota Vikings. Tune in to KARE 11 for Vikings preseason football in August. Ari Wolfe and Mike Mayock call the action from the booth for all three locally televised Vikings preseason broadcasts with KARE Sports Director Randy Shaver handling the sideline reporting duties and *Vikings Weekly* host Ann Carroll hosting the Minnesota State Lottery Halftime Show. KARE 11 is also the home for *Vikings GamePlan* on Sunday mornings at 10:30 a.m.

FS North - Fox Sports North serves as the Cable Home for Vikings Football. Tune in to FS North for *Vikings GamePlan* presented by Sports Authority and *Vikings Weekly* during the season. You can also find re-airsts of Vikings preseason games and much more. Fox Sports North is also the Vikings production partner for both TV shows.

KFAN - KFAN AM 1130 is the flagship station to the Vikings Radio Network and home of Vikings game broadcasts. Tune in for all the game action with Paul Allen, Pete Bercich and Greg Coleman. KFAN is also the home for Live at Winter Park, a weekly radio show featuring Head Coach Brad Childress and several other Vikings radio shows listed below.

QUICK HITS

Franchise Founded: January 28, 1960
First Head Coach: Norm Van Brocklin
First Regular Season Game: 9/17/61 - Vikings 37, Chicago Bears 13
First Playoff Game: 12/22/68 - Vikings 14, Baltimore Colts 24
First Super Bowl: Super Bowl IV (1/11/70) Vikings 7, Chiefs 23
Playoff Appearances/Games: 26/45
Super Bowl Appearances: 4 - Super Bowl IV, VIII, IX, and XI
All-Time Record (Reg. Season & Postseason): 428-356-9
All-Time NFC Record (Reg. Season & Postseason): 353-278-9
All-Time Home Record (Reg. Season & Postseason): 251-139-4
All-Time Away Record (Reg. Season & Postseason): 177-217-5
Home Stadiums: Metropolitan Stadium (1961-1981) - 97-59-4
 HHH Metrodome (1982-present) - 154-80-0
Stadium Info: Mall of America Field at Hubert H. Humphrey Metrodome
Capacity: 64,725
Address: 500 11th Avenue S., Minneapolis, MN 55415
Playing Surface: FieldTurf
Training Facilities: Winter Park
Address: 9520 Viking Drive, Eden Prairie, MN 55344
Training Camp: Minnesota State University-Mankato
Address: 700 Ellis Avenue, Mankato, MN 56002
Owner/Chairman: Zygi Wilf
Owner/President: Mark Wilf

VIKINGS ON THE WEB

The Minnesota Vikings official website, which can be viewed at <http://www.vikings.com>, provides Vikings fans with everything they need to follow their favorite team. Vikings.com is one of the league's most trafficked sites and is the only place on the web that provides complete video and audio of all Vikings press conferences. Additionally, the website provides unique and exclusive written and video content that can only be found on Vikings.com.

Vikings media members can find stats, press releases, weekly game releases and updated rosters under the news tab.

MINNESOTA VIKINGS

VIKINGS YEAR-BY-YEAR

Year	Preseason	Regular Season	Playoffs
1961.....	0-5-0	3-11-0	0-0
1962.....	2-3-0	2-11-1	0-0
1963.....	4-1-0	5-8-1	0-0
1964.....	5-0-0	8-5-1	0-0
1965.....	5-0-0	7-7-0	0-0
1966.....	3-1-1	4-9-1	0-0
1967.....	2-3-0	3-8-3	0-0
1968.....	3-2-0	8-6-0	0-1
1969.....	5-1-0	12-2-0	2-1 (SB loss)
1970.....	4-2-0	12-2-0	0-1
1971.....	4-2-0	11-3-0	0-1
1972.....	3-2-0	7-7-0	0-0
1973.....	5-0-0	12-2-0	2-1 (SB loss)
1974.....	3-2-0	10-4-0	2-1 (SB loss)
1975.....	2-3-1	12-2-0	0-1
1976.....	3-3-0	11-2-1	2-1 (SB loss)
1977.....	4-2-0	9-5-0	1-1
1978.....	2-2-0	8-7-1	0-1
1979.....	0-4-0	7-9-0	0-0
1980.....	3-1-0	9-7-0	0-1
1981.....	1-3-0	7-9-0	0-0
1982.....	3-2-0	5-4-0	1-1
1983.....	3-1-0	8-8-0	0-0
1984.....	1-3-0	3-13-0	0-0
1985.....	3-1-0	7-9-0	0-0
1986.....	3-1-0	9-7-0	0-0
1987.....	2-2-0	8-7-0	2-1
1988.....	3-1-0	11-5-0	1-1
1989.....	3-1-0	10-6-0	0-1
1990.....	3-1-0	6-10-0	0-0
1991.....	2-2-0	8-8-0	0-0
1992.....	4-0-0	11-5-0	0-1
1993.....	4-1-0	9-7-0	0-1
1994.....	3-2-0	10-6-0	0-1
1995.....	2-2-0	8-8-0	0-0
1996.....	1-3-0	9-7-0	0-1
1997.....	3-2-0	9-7-0	1-1
1998.....	4-0-0	15-1-0	1-1
1999.....	2-2-0	10-6-0	1-1
2000.....	1-3-0	11-5-0	1-1
2001.....	4-0-0	5-11-0	0-0
2002.....	2-2-0	6-10-0	0-0
2003.....	1-3-0	9-7-0	0-0
2004.....	2-2-0	8-8-0	1-1
2005.....	3-1-0	9-7-0	0-0
2006.....	2-1-1	6-10-0	0-0
2007.....	2-2-0	8-8-0	0-0
2008.....	1-3-0	10-6-0	0-1
2009.....	3-1-0	12-4-0	1-1
2010.....	3-1-0	2-4	NA
Totals	136-88-3 (.606)	409-330-9 (.553)	19-26 (.422)

VIKINGS ALL-TIME COACHES

Years	Head Coach	Total Games	Regular Season (%)	Playoffs (%)	Overall (%)
1961-66.....	Norm Van Brocklin	84	29-51-4 (.369)	0-0-0 (.000)	29-51-4 (.369)
1967-83, 1985.....	Bud Grant	281	158-96-5 (.618)	10-12-0 (.454)	168-108-5 (.607)
1984.....	Les Steckel	16	3-13-0 (.188)	0-0-0 (.000)	3-13-0 (.188)
1986-91.....	Jerry Burns	101	52-43-0 (.547)	3-3-0 (.500)	55-46-0 (.544)
1992-2001.....	Dennis Green	171	97-62-0 (.610)	4-8-0 (.250)	101-70-0 (.591)
2002-05.....	Mike Tice	67	32-33-0 (.492)	1-1-0 (.500)	33-34-0 (.493)
2006-present.....	Brad Childress	73	38-32-0 (.543)	1-2-0 (.333)	39-34-0 (.534)

VIKINGS IN THE COMMUNITY

Jared Allen

Homes for Wounded Warriors
Juvenile Diabetes Research Foundation

Bernard Berrian

Second Harvest Heartland Food Bank
Special Olympics Minnesota

Jasper Brinkley

NFL Grassroots Fields/LISC

Brad Childress

The Salvation Army
Saturday Special Community Guests Program
Special Olympics Minnesota

Ryan Cook

Cheerful Givers
United Way Hometown Huddle

Jeff Dugan

Ronald McDonald House
Starkey Hearing Foundation

Ray Edwards

The Salvation Army
Summit Academy OIC

Heath Farwell

R.T. Autism
Sherriff's Youth Program

Brett Favre

Make-A-Wish Foundation

Chad Greenway

Lead the Way Foundation
Memorial Blood Centers
Zeta Tau Alpha Breast Cancer Awareness

Cedric Griffin

Salvation Army
Smile Network International

Percy Harvin

NFL Play 60

E.J. Henderson

Gamespeed/E.J. Henderson Youth Foundation
Police Activities League
United Way

Anthony Herrera

African American Adoption Agency
University of Minnesota Children's Hospital, Fairview
Tackling Influenza

Steve Hutchinson

American Heart Association "What Moves U" Campaign
University of Minnesota Amplatz Children's Hospital

Tarvaris Jackson

Catholic Charities' St. Joseph's Home For Children

Tyrell Johnson

Minneapolis Park and Recreation Board
Ronald McDonald House

Jim Kleinsasser

The Make-A-Wish Foundation

Chris Kluwe

Duchenne Muscular Dystrophy
Kicks for the Cure
Lift Up America
United Way

Ben Leber

University of Minnesota Children's Hospital, Fairview
University of Minnesota Amplatz Children's Hospital

Phil Loadholt

Boy Scouts
Midwest Dairy Council "Eat Right and Get Movin'"
NFL Play 60

Cullen Loeffler

Sherriff's Youth Program
Leukemia and Lymphoma Society

Ryan Longwell

Operation Christmas Child

Bryant McKinnie

Breast Cancer Awareness
NFL Youth Football Junior Player Development
People Serving People
Planet Purple
United Way

Jayme Mitchell

Salvation Army Harbor Light Center

Adrian Peterson

Adrian Peterson's All Day Foundation
Special Olympics Minnesota
Boys & Girls Clubs of the Twin Cities

Sidney Rice

Children's Home Society
Children's Miracle Network
Family Services Adoption Program
Gillette Children's Hospital

Brian Robison

National Alliance for Thrombosis & Thrombophilia

Visanthe Shiancoe

A-Mon-Nue Liberian Sports Association

John Sullivan

NFL Play 60

Naufahu Tahf

United Way
University of Minnesota Amplatz Children's Hospital
V.A Medical Center

Kevin Williams

Children's Hospitals and Clinics of Minnesota
The Salvation Army
Tubman Family Alliance

Madieu Williams

Madieu Williams Foundation
United Way
YMCA

Pat Williams

Vikings Children's Fund Bowl With the Vikings
Salvation Army
United Way "Live United"
Big Brothers Big Sisters

Antoine Winfield

NFL Play 60
North Community YMCA

VIKINGS PUBLIC RELATIONS STAFF



Bob Hagan
Director of PR

952-828-6505
haganb@vikings.nfl.net



Tom West
Assistant Director of PR

952-828-6552
westt@vikings.nfl.net



Jeff Anderson
Assistant Director of PA

952-828-6570
andersonj@vikings.nfl.net



Jon Ekstrom
PR Assistant

952-828-6511
ekstromj@vikings.nfl.net



Dan Apple
PR Intern

952-918-8383
appled@vikings.nfl.net



Ross Winnekins
PR Intern

952-918-8382
winnekinsr@vikings.nfl.net

WEEKLY MEDIA SCHEDULE

The typical Vikings weekly media schedule during the regular season is below:

MONDAY

2:30 p.m. - Childress press conference
3:00 - 3:45 p.m. - Open locker room

TUESDAY

Players day off - No media access

WEDNESDAY

11:30 - 12:15 a.m. - Open locker room
11:00 a.m. - Childress/Favre/Players available
12:50 p.m. - Practice*

THURSDAY

11:30 - 12:15 a.m. - Open locker room
11:00 a.m. - Bevell/Frazier/Murphy/Peterson available
12:50 p.m. - Practice*

FRIDAY

11:45 a.m. - Practice
Post-practice - Childress available
1:15-2:00 p.m. - Open locker room

SATURDAY

No media access

SUNDAY

Post-game - Childress press conference
Post-game - Open locker room

* Practice is open to media through individual drills. Times are subject to change.

COACH CHILDRESS PRESS CONFERENCES

Head Coach **Brad Childress** will be available in the fieldhouse or on the outdoor practice field on Mondays, Wednesdays and Fridays during the regular season.

ASSISTANT COACH AVAILABILITY

COORDINATORS

Offensive Coordinator **Darrell Bevell**, Defensive Coordinator **Leslie Frazier**, and Special Teams Coordinator **Brian Murphy** will be available every Thursday during the regular season. All other interview requests for coordinators should be directed to a member of the PR staff.

ASSISTANT COACHES

All position coach interviews must be scheduled through the PR department a day in advance and cleared by Head Coach Brad Childress. Position coaches are available for questions on specific players and the position group but coordinators will always serve as the primary spokesmen in their areas.

MALL OF AMERICA FIELD GAME DAY INFO

Credential requests are honored for accredited media on specific assignments and must be made through the Vikings' PR department. Credentials will NOT be issued to writers or photographers working on a free-lance basis unless the request is made by a recognized publication or news entity. The Vikings PR staff will evaluate online entities, including blogs, and determine whether or not those entities will be issued credentials.

2010 SEASON PRESS CREDENTIALS

- * All press credential requests for the full 2010 season must be submitted via email to Vikings Public Relations Assistant Jon Ekstrom (ekstromj@vikings.nfl.net) no later than Tuesday, July 13. Faxes will not be accepted.
- * Requests are to be submitted on company letterhead by your editor or station manager. They should include the name of the person(s) that will be using the credential(s) as well as the specific job function (photographer, reporter, etc.).
- * Upon review of request, outlets will be notified of acceptance or denial, and credentials will be distributed prior to the first preseason game.

2010 SINGLE-GAME PRESS CREDENTIALS

- * Media representatives who have not been issued season press credentials must request single-game credentials no later than Monday of the specific game week.
- * Requests must be submitted via email to Jon Ekstrom (ekstromj@vikings.nfl.net). Faxes will not be accepted.
- * Requests are to be submitted on company letterhead by your editor or station manager. They should include the name of the person(s) that will be using the credential(s) as well as the specific job function (photographer, reporter, etc.).

2010 ROAD GAME PRESS CREDENTIALS

- * For road games, members of the media must request credentials no later than Monday of the specific game week.
- * Requests must be submitted via email to Bob Hagan (haganb@vikings.nfl.net).

PRESS WILL CALL/PRESS ENTRANCE

- * The press will call window/press entrance at Mall of America Field is located below Gate G. Media members who already have credentials may also enter below Gate C.
- * For main press box passes, entrance below Gate C allows the quickest access to the main press box.
- * For auxiliary press box passes, entrance below Gate G allows the quickest access to the auxiliary press box. At either gate, a security representative will check bags before allowing entry into the stadium.

SECURITY

- * Picture identification is required at the press will call, and all bags will be searched. Any bag without a security tag is subject to removal by Vikings security.
- * A valid credential is required and should be displayed at all times while at Mall of America Field. This credential is not transferable between parties, even among members of the same media outlet. If the name on the credential does not match the name on the Vikings master list, the credential is subject to revocation by Vikings security.

MALL OF AMERICA FIELD GAME DAY INFO

MAIN PRESS BOX

- * The main press box is located in sections 108-110. Upon entering the concourse below Gate C, walk directly across the concourse (if entering below Gate G, take a right and follow concourse).
- * Seating charts are located in the press box and wireless internet is available.
- * A pre-game meal will be served in the back of the field entrance tunnel and a halftime meal will be available in the Vikings Lounge directly across the concourse through the glass doors. Meal tickets for the half-time meal will be distributed near the end of the 2nd quarter.
- * Vikings PR representatives Bob Hagan and Tom West are located in seats 87 and 88. Visiting team PR representatives are located in seats 55-57.
- * The visiting team PR staff is located in seats 55-57 of the main press box.
- * Play-by-play account and statistics will be distributed in the press box during and after the game.
- * For field access, follow the stairs at the back of the press box down to field level.

AUXILIARY PRESS BOX

- * The auxiliary press box is located in sections 123-125. Upon entering the concourse below Gate G, take a right (if entering below Gate C, take a left).
- * Seating charts are located in the press box and wireless internet is available.
- * A pre-game meal will be served in the back of the field entrance tunnel, and a halftime meal will be served one level below the press box.
- * Vikings PR representative Jon Ekstrom is located in seat 58.
- * Play-by-play account and statistics will be distributed in the press box during and after the game.
- * For field access, follow the stairs at the back of the press box down to field level.

STILL PHOTO/TV CAMERA

- * The photographers work room is located on the field directly behind the south goal post (closest to the photo check-in tunnel). Upon entering the concourse from Gate G, take a right and walk to the auxiliary press box (123-125). Follow the stairs at the back of the press box down to field level.
- * If entering at Gate C, take a left in the concourse and use the elevator directly across from the main press box (sections 108-110). Take it down to field level and take a left.
- * Prior to going on the field, photographers must sign a liability waiver at the top of the field entrance tunnel.
- * A pre-game meal and halftime box lunches will be served in the back of the tunnel.
- * The video waiting area for television camera operators not on the field during the game is located in the back of the field entrance tunnel behind the check-in table. Follow the same procedures as photographers to access the field.

POST GAME LOCKER ROOM ACCESS/PRESS CONFERENCES

- * Both home and visiting locker rooms will open 10 minutes after the game.
- * The Vikings' press conference room is directly to the left of the team's locker room.
- * The visiting team's press conferences are held to the right of the team's locker room.
- * Head Coach Brad Childress will address the media following every game. Players TBD will also address the media.
- * Post-game transcripts will be available in the main press box after the game.



VIKINGS MEDIA-ONLY FTP SITE

The Minnesota Vikings media-only FTP site is designed to assist media members with their daily coverage needs. Along with access to audio files from press conferences, the site includes team logos, coach and player headshots, press releases, the 2010 media guide among other media-related items. For more information on the FTP site, media members may contact Vikings Public Relations Assistant Jon Ekstrom at 952-828-6511 or ekstromj@vikings.nfl.net.

VIKINGS MEDIA-ONLY FTP SITE INSTRUCTIONS

FIREFOX/CHROME

- 1) Enter the URL – <ftp.vikings.com>
- 2) Enter the following username and password (case sensitive) when prompted:

Username: vPR-Read
Password: MInn3apolis-612

INTERNET EXPLORER

- 1) Enter the URL – <ftp.vikings.com>
- 2) Enter the following username and password (case sensitive) when prompted:

Username: vPR-Read
Password: MInn3apolis-612

- 3) Page will refresh and appear like the example below. Click the 'Page' dropdown and select 'Open FTP Site in Windows Explorer.'
- 4) A new pop up window will open. Enter the same username and password as above (may have to enter it twice).
- 5) FTP site will open via Windows Explorer and folders/files can be navigated/downloaded.

MONDAY, OCTOBER 25, 2010

Vikings Head Coach Brad Childress



Back to last night, obviously a tough, hard fought game; with everything that happened in that game we had an opportunity to win at the end. Unfortunately we weren't able to capitalize down there. Everyone in our locker room knows that we left plays on the football field. We did a lot of good things in terms of running the football and in terms of redzone efficiency. Defense got the ball turned over a couple times. All of us need to look at one more thing we can do to put it all together and I trust they will. That starts with me, whether it's using a timeout there at the end of the half or challenging their touchdown in the back of the endzone. That's my responsibility. We identify this. They're in there going through this tape. Both positives, negatives and then what we got to do to get back on the winning track here with 10 games to go and a good New England club at the end of the week. Quickly on an injury note: Brett Favre is in an ankle-boot this morning. He had an MRI and we'll see if I say this right; he has an evulsion fracture in his calcaneus and also a stress fracture. Neither of which is surgical. Once he is functional, he can play. As you know he has had ankle and heel problems for a long time. That walking boot makes him a little more comfortable. I wouldn't rule anything out in terms of the end of the week. I don't really have a time frame on it.

Q: Did those injuries happen on the same play?

A: It's hard to know. Obviously his ankle, in the offseason, had attention with Dr. Andrews. I don't believe any of those were there. I don't know whether or not they both happened simultaneously. I have no way of knowing that.

Q: Would you possibly give him the weekend off to give him some rest?

A: He's got to be able to do all of the things that his position does. You can't put a guy that is a sitting duck out there. His competitive nature I am sure will come into it. A lot of times you have to protect people from themselves. I'm taking it day by day. He's got great pain threshold and great competitive zeal.

Q: Do you see anything different in the performance after watching film?

A: Just the turnovers. That's the thing that you always point the bright light on. As a quarterback you have power of choice. We always talk about the decision making and turnovers are tough. There is probably some other spots we could have gone with it. He's looking at that and he knows it as he's looking at it.

Q: What's the breaking point in the turnover case?

A: When I invited him back here I said, 'Just as long as we don't throw 33 interceptions and 7 touchdowns, I think we'll be okay.' I would hope it doesn't flame up to those proportions, where we flip the whole thing. There is not a breaking point. I'm not shopping a number. Certainly turnovers will kill you. If you're going to go on the road in this league, you're going to fight a field-position game. We swung it a couple times in the punt game. The next thing is takeaways and giveaways. We were able to take it away and take them out of points a couple times. Unfortunately our turnovers cost us 14 points. One, directly that got run back. One, they were able to capitalize and score.

Q: Have you talked to Favre about staying within the system?

A: I haven't had a chance to get one-on-one with him. Specifically, I was one-on-one with him just before he went into a meeting room. I will see him before the day finishes. He's in offensive meetings looking at that game tape with the offensive squad.

Q: How do you make a judgment on whether he can play or not?

A: Just the movement skills. Again, you kind of know he's not a spring chicken. You know he doesn't move like a 20-year-old Brett Favre. You got to be able to move and shuffle and do those kind of things in the pocket. He can't not think he's going to have to move in the pocket, because there are some times where he is going to have to do that independent movement.

Q: How much practice time would he need, for you to feel comfortable putting him out there?

A: I don't know. It's kind of the chicken and the egg kind of deal. You can't practice if you can't move; if you can't move how much can you practice? He obviously has a feel for the system. My feel is that most players need to practice. I know Steve McNair was a rare guy that didn't practice all week, and played. Most guys need to do some facet of it, whether it's your redzone on Friday or your nickel on Thursday.

Q: Did you notice any movement problems last night?

A: Maybe a little bit. He wasn't having to move very far, or having to move away from anybody. I thought our offensive line did a good job of preserving that pocket. I thought they did a great job of keeping the quarterback relatively clean.

Q: Does this streak give him more flexibility in his decision to play?

A: In my mind, it doesn't, because we have to do what is right for the Minnesota Vikings. That's what I get charged with at the end of the day. I'm not worried about someone getting one more start or one more yard to equal 300. I think the picture will clear itself up as we go forward.

Q: If it wasn't a national TV game in Green Bay would it have affected your decision to pull him?

A: No.

Q: Can you go through the thought process of not challenging that touchdown in first quarter?

A: Two things: I asked, "was it a catch" upstairs? It came back over, one replay quickly and they said it looks like a catch. I thought the timing

was much different on that catch that could have been more questionable than Visanthe Shiancoe's. They tell you that typically the timing will be, if there's a question, we'll hold it on the extra-point, so guys can get a look at it upstairs. I just thought it went quicker and then it went to a commercial. Obviously by the time you kick the try, it's too late when you get a chance to slow down and look at it again. We got one look and I looked at it, but you can't look at it multiple times over and over again from different angles. Do I wish I would have? Yeah, I wish I would have. I was told it would have been an incomplete pass just like I was told this morning that that was a touchdown (the pass to Shiancoe) by Carl Johnson. He was disappointed to see that reversed.

Q: Did he control the ball throughout?

A: Yes, he (Shiancoe) controlled the ball throughout.

Q: Did you look at the Phil Loadholt facemask penalty?

A: I have an opinion of when it got called in the game. He did get tangled up in his facemask? I couldn't argue with that. I'm just looking at where they put him (referee) back in the last five minutes. They put him back there and all of a sudden we're looking closer than what I've seen all day long with other goings on.

Q: Are you at a disadvantage with the replay system?

A: We're supposed to get the dirty feed, so when they're looking through those things; and I don't know, because I wasn't up in the box. We usually check it beforehand. There's a way you can check that to see that you are getting that. That's the only one that was provided.

Q: What is your perception of being able to get a replay?

A: That's the way it's advertised to us, that there will be time after any kind of so-so touchdown. It's pretty clear if a guy runs in the endzone. We're not talking about the pylon or out-of-bounds or diving, or foot out-of-bounds. Those are going to be slowed down. In my opinion that one went much faster than the one down with Shiancoe.

Q: Did you go over those plays with the league?

A: No. Percy's (catch) at the end of the game; he clearly had his second foot out. It really wasn't contested.

Q: How often do you come across an overturn being wrong?

A: That's my thing. It's supposed to be irrefutable evidence. The guy is looking right down on it and says it is a touchdown. You have got to show them something that says it wasn't a touchdown. Might they have called it incomplete? They could have called it incomplete, and would you reverse that? I saw him control the ball. It's not about forearms. It's not about hands. I was told it was about hands. If he has it in his teeth and it touches the ground and he has it when he comes up, it's a touchdown.

Q: Does the league say, 'Sorry'?

A: I didn't hear anything. I called them very early this morning and they said they were disappointed that the call was reversed.

Q: Did they say you would be fined?

A: No. I find that down the road. My thing is, 'Hey let's just get it right. Get it right.'

Q: Can you coach Brett Favre to play more cautiously?

A: Cautiously? You don't ever want a quarterback to play cautiously. You're never going to stop coaching. As coaches, we coach. You keep coaching in hopes that some of it gets through. You don't stop coaching. All of those guys want to be coached. I don't care if you are a 20-year pro, or a first-year pro. All of those guys want something, whether it's scheme, whether it's how we're throwing it. They all want to be coached.

Q: Is Brett receptive at this point?

A: My experience with quarterbacks is always when they are a little more humbled, they are always much more receptive.

Q: Was he improvising some last night?

A: There was a couple 'night at the improv's.' That happens. It's just a matter of if it's worth merit.

Q: Was Chris Cook a little rusty coming back?

A: A little cautious. That's kind of why we put Frank Walker in there, and Frank did a nice job.

Q: Do you feel like you are on the same page with Brett?

A: Absolutely.

Q: When you say he is playing outside the confines, it's more isolated?

A: Yeah, it's isolated usually telling somebody that something is off the reservation. Those guys are going to listen. It's like when you call protection. He always has the trump and pointing a guy if I want to protect this guy and I want to let this guy run free. He can do that. Our center does most of that, because that's what they look at most of the time. John Sullivan did a fantastic job with that blitz package last night. We had bodies on bodies on bodies. Again, he always holds the trump and guys are going to listen when he says something to them.

Q: How did you come to have 12 guys on the field during the goal line play?

A: What ends up happening is we're down in there close, Jamarca goes in to play goal line, they're not in goal line personnel, so Asher goes in to get him off. In other words, those two guys can't be on the field at the same time and had a miscommunication. That's twice in two years; once on offense, once on defense. Still haven't done the special teams 12 yet.

Q: How did Tyrell Johnson look in his first start of the season?

A: He showed some rust as well. All things considered, not too bad.

Q: If you could do it again would you have liked to be more aggressive at the end of the first half?

A: Yeah, I would. I looked back again through it, looked at the play-by-play, I looked again through it this morning. Just to give you a window into my thought process, they had three timeouts, back on the 24 yard line, we run it for four [yards], they call timeout. Now you have a window to their mind. They want the ball back before the half's out. We need to go ahead and run it again because you want them to use their timeouts. You don't want to stop the clock and give them timeouts should the ball go back to them. We run it again and it bounces out to the 34 yard line. Now once we get it out there with a little breathing room, I use a timeout because they don't use a timeout. We get a little breathing room, a spot where we think we might be able to score. We elect to throw the ball down the field to Randy. We get an offensive pass interference. We go back to the 24, so now it's 1st-and-20 at the 24. We run it again [to the 38 yard line]. I'm looking at that point in time, I'm thinking, 'We took our shot, we backed up 10 yards, we take it up to the 38, see if he was going to call timeout now because of how the fortunes were.' He didn't call timeout, and I said, 'I'm going to let it go off the clock.' Your question was could I have been more aggressive. Yeah, I could have done a better job with that.

Q: Was this the most upset you've been after a loss?

A: I don't know. It stung, but I'll get over it as soon as I walk away from you folks right here.

Q: Going to New England this week, is it a bad time for Chris Cook to be adjusting himself back into the lineup?

A: Really it's not. He had last week as well, and probably you need all hands on deck, in terms of your nickel packages, your dime packages, your quarter packages. You better have a plan because that guy will sit and carve you up. Frank played better last night, but I'm not going to tell you it's going to be all Frank or all Chris Cook. We'll probably need all those bodies.

Q: How much of a concern is it?

A: I think they probably do it by coverage. I'm mindful of the last time we faced them here on Monday Night Football. It was like a surgical procedure. That's back when we used to signal [plays] and things like that. I remember having a conversation with Mike Tomlin about that. These were some of the all-time great signal stealers. In fact, that's what was going on. They were holding, holding, holding. We were signaling from the sideline. They were good at it. It's like stealing signals from a catcher.

Q: So when you were on defense, they were stealing signals and setting up their offense based on your signals?

A: Yeah. Is it two, is it three? If you know that as a quarterback, that's as good as you can do. And they did as good as they could do.

Q: They were stealing signals?

A: No, I just had a notion. Having played them with the Eagles before that they were good [at stealing signals]. It's something that we do as well. It's good for one; it's good for the other. We didn't change it up. We didn't use wristbands. We didn't change the menu at halftime. They were good at that. Obviously you don't need to give Tom [Brady] any added advantage.

Q: Was that before the radio?

A: Before the defensive radio helmet, yes.

Q: You're team's sitting here at 2-4 and coming off an emotional loss. You're getting ready to go play a very good New England team and your quarterback is in a walking boot. Is your team in a crisis mode right now?

A: We have 10 games left. I'm not calling anything a crisis point. We've got to work ourselves out of this. I believe we've got the players and the coaches to work ourselves out of this.



**SHOW YOUR
HORNS**

VIKINGS VITALS

- **Offensive and Defensive Statistics**
 - **Rosters and Depth Chart**
 - **Participation Chart**
 - **How The Vikings Were Built**
 - **Roster Moves**
 - **Game-By-Game Statistics**
 - **The Last Time**

VIKINGS 2010 REGULAR SEASON STATISTICS



WON 2, LOST 4

9/9	L 9-14	at New Orleans	70,051
9/19	L 10-14	MIAMI	63,846
9/26	W 24-10	DETROIT	63,377
10/11	L 20-29	at New York Jets	77,909
10/17	W 24-21	DALLAS	64,120
10/24	L 24-28	at Green Bay	71,107
10/31		at New England	
11/7		ARIZONA	
11/14		at Chicago	
11/21		GREEN BAY	
11/28		at Washington	
12/5		BUFFALO	
12/12		NEW YORK GIANTS	
12/20		CHICAGO	
12/26		at Philadelphia	
1/2		at Detroit	

	MINN	OPP
TOTAL FIRST DOWNS	106	103
Rushing	42	35
Passing	55	64
Penalty	9	4
3rd Down: Made/Att	32/79	31/79
3rd Down Pct.	40.5%	39.2%
4th Down: Made/Att	3/7	3/5
4th Down Pct.	42.9%	60.0%
POSSESSION AVG.	29:49	30:11
TOTAL NET YARDS	1911	1850
Avg. Per Game	318.5	308.3
Total Plays	367	367
Avg. Per Play	5.2	5.0
NET YARDS RUSHING	817	595
Avg. Per Game	136.2	99.2
Total Rushes	174	156
NET YARDS PASSING	1094	1255
Avg. Per Game	182.3	209.2
Sacked/Yards Lost	14/97	6/39
Gross Yards	1191	1294
Attempts/Completions	179/104	205/131
Completion Pct.	58.1%	63.9%
Had Intercepted	10	6
PUNTS/AVERAGE	28/43.7	32/44.3
NET PUNTING AVG.	41.8	40.4
PENALTIES/YARDS	44/340	32/268
FUMBLES/BALL LOST	9/5	6/3
TOUCHDOWNS	14	14
Rushing	6	3
Passing	7	8
Returns	1	3

SCORE BY PERIODS	Q1	Q2	Q3	Q4	OT	PTS
Team	21	26	45	19	0	111
Opponents	38	23	34	21	0	116

SCORING	TD	Ru	Pa	Rt	K-PAT	FG	S	PTS
A.Peterson	5	5	0	0	0/0	0/0	0	30
P.Harvin	5	1	3	1	0/0	0/0	0	30
R.Longwell	0	0	0	0	12/13	5/5	0	27
R.Moss	2	0	2	0	0/0	0/0	0	12
V.Shiancoe	1	0	1	0	0/0	0/0	0	6
G.Camarillo	1	0	1	0	0/0	0/0	0	6
TEAM	14	6	7	1	12/13	5/5	0	111
OPPONENTS	14	3	8	3	14/14	6/9	0	116

2-Pt. Conversions: Team 0/ 1, Opponents: 0/ 0

Sacks: R.Edwards 1.5, K.Williams 1.0, J.Mitchell 1.0, B.Robison 1.0, J.Allen 1.0, J.Kennedy 0.5
Team: 6.0, Opponents: 14.0

RUSHING	No.	Yds	Avg	Long	TD
A.Peterson	140	684	4.9	80t	5
P.Harvin	8	74	9.3	17t	1
T.Gerhart	15	57	3.8	11	0
A.Young	3	2	0.7	2	0
N.Tahi	1	1	1.0	1	0
B.Favre	7	-1	-0.1	2	0
TEAM	174	817	4.7	80t	6
OPPONENTS	156	595	3.8	51	3

RECEIVING	No.	Yds	Avg	Long	TD
P.Harvin	25	289	11.6	37	3
A.Peterson	17	144	8.5	26	0
V.Shiancoe	16	227	14.2	33	1
R.Moss (LG)	21	305	14.5	37t	5
R.Moss (TM)	12	166	13.8	37t	2
J.Kleinsasser	8	83	10.4	20	0
B.Berrian	7	72	10.3	30	0
G.Lewis	6	89	14.8	33	0
G.Camarillo	6	63	10.5	29	1
J.Dugan	2	18	9.0	10	0
A.Young	2	11	5.5	13	0
T.Gerhart	2	11	5.5	6	0
H.Baskett	1	18	18.0	18	0
TEAM	104	1191	11.5	37t	7
OPPONENTS	131	1294	9.9	46	8

INTERCEPTIONS	No.	Yds	Avg	Long	TD
E.Henderson	2	10	5.0	10	0
B.Leber	1	19	19.0	19	0
J.Allen	1	4	4.0	4	0
M.Williams	1	0	0.0	0	0
A.Winfield	1	0	0.0	0	0
TEAM	6	33	5.5	19	0
OPPONENTS	10	131	13.1	32t	2

PUNTING	No.	Yds	Avg	Net	TB	In	Lg	B
C.Kluwe	28	1223	43.7	41.8	1	11	59	0
TEAM	28	1223	43.7	41.8	1	11	59	0
OPPONENTS	32	1416	44.3	40.4	1	12	60	0

PUNT RETURNS	Ret	FC	Yds	Avg	Long	TD
G.Camarillo	13	9	102	7.8	22	0
B.Berrian	3	2	2	0.7	2	0
TEAM	16	11	104	6.5	22	0
OPPONENTS	11	9	34	3.1	9	0

KICKOFF RETURNS	No.	Yds	Avg	Long	TD
P.Harvin	19	516	27.2	95t	1
J.Brinkley	1	2	2.0	2	0
J.Kennedy	1	0	0.0	0	0
TEAM	21	518	24.7	95t	1
OPPONENTS	24	569	23.7	86	0

FIELD GOALS	1-19	20-29	30-39	40-49	50+
R.Longwell	0/ 0	2/ 2	2/ 2	1/ 1	0/ 0
TEAM	0/ 0	2/ 2	2/ 2	1/ 1	0/ 0
OPPONENTS	0/ 0	2/ 2	3/ 4	0/ 2	1/ 1
Longwell: (41G) (28G) (31G) () (38G) (28G)					
Team: (41G) (28G) (31G) () (38G) (28G)					
Opponents: (46WL, 32WL) () (44WL, 33G) (25G, 53G, 22G, 34G, 31G) () ()					

Fumbles Lost: B.Favre 4, T.Gerhart 1 Total: 5

Opponent Fumble Recoveries: E.Henderson 1, C.Greenway 1, Erin.Henderson 1 Total: 3

PASSING	Att	Cmp	Yds	Cmp%	Yds/Att	TD	TD%	Int	Int%	Long	Sack/ Lost	Rating
B.Favre	179	104	1191	58.1%	6.7	7	3.9%	10	5.6%	37t	14/ 97	68.0
TEAM	179	104	1191	58.1%	6.7	7	3.9%	10	5.6%	37t	14/ 97	68.0
OPPONENTS	205	131	1294	63.9%	6.3	8	3.9%	6	2.9%	46	6/ 39	82.4

VIKINGS 2010 REGULAR SEASON DEFENSIVE STATISTICS



	TKL	AST	COMB	TFL	SACK	QBH	FF	FR	INT	PD
Greenway, Chad	49	16	65	7.0	0.0	0	1	0	0	0
Henderson, E.J.	35	23	58	2.0	0.0	2	1	1	2	0
Winfield, Antoine	36	14	50	1.0	0.0	1	0	0	1	4
Williams, Madiou	29	17	46	1.0	0.0	0	1	0	1	3
Abdullah, Husain	23	13	36	0.0	0.0	0	0	0	0	4
Allen, Jared	18	12	30	0.0	1.0	12	0	0	1	2
Leber, Ben	15	14	29	1.0	0.0	1	0	0	1	2
Williams, Kevin	16	10	26	0.0	1.0	4	0	0	0	4
Edwards, Ray	12	11	23	0.0	1.5	8	1	0	0	1
Allen, Asher	15	6	21	0.0	0.0	0	0	0	0	3
Williams, Pat	13	7	20	1.0	0.0	3	1	0	0	0
Cook, Chris	8	1	9	0.0	0.0	0	0	0	0	1
Griffin, Cedric	6	3	9	1.0	0.0	0	0	0	0	4
Sheppard, Lito	6	0	6	0.0	0.0	0	0	0	0	4
Robison, Brian	5	0	5	0.0	1.0	2	0	0	0	0
Guion, Letroy	3	2	5	2.0	0.0	3	0	0	0	0
Kennedy, Jimmy	3	2	5	1.0	0.5	0	0	0	0	0
Walker, Frank	3	1	4	0.0	0.0	0	0	0	0	1
Sanford, Jamarca	3	0	3	0.0	0.0	0	0	0	0	0
Johnson, Tyrell	1	2	3	0.0	0.0	0	0	0	0	0
Henderson, Erin	1	0	1	0.0	0.0	0	0	1	0	0
Mitchell, Jayme	1	0	1	0.0	1.0	0	0	0	0	0
Evans, Fred	0	1	1	0.0	0.0	0	0	0	0	0
TOTALS	301	155	456	17.0	6.0	36	5	2	6	33

SACKS		
	SACKS	YDS
Edwards, Ray	1.5	14
Mitchell, Jayme	1.0	8
Williams, Kevin	1.0	8
Robison, Brian	1.0	5
Allen, Jared	1.0	0
Kennedy, Jimmy	0.5	4
TOTALS	6.0	39

TACKLES FOR LOSS	
	TFL
Greenway, Chad	7.0
Guion, Letroy	2.0
Leber, Ben	1.0
Griffin, Cedric	1.0
Henderson, E.J.	2.0
Kennedy, Jimmy	1.0
Williams, Pat	1.0
Winfield, Antoine	1.0
Williams, Madiou	1.0
TOTALS	17.0

QB HURRIES	
	QBH
Allen, Jared	12
Edwards, Ray	8
Guion, Letroy	5
Williams, Kevin	4
Williams, Pat	4
Henderson, E.J.	2
Robison, Brian	2
Evans, Fred	1
Leber, Ben	1
Winfield, Antoine	1
TOTALS	40

SPECIAL TEAMS						
	SOLO	AST	COMB	FF	FR	BL
Farwell, Heath	6	2	8	0	0	0
Brinkley, Jasper	6	0	6	0	0	0
Sanford, Jamarca	3	3	6	0	0	0
Onatolu, Kenny	4	1	5	0	0	0
Henderson, Erin	3	2	5	0	0	0
Allen, Asher	3	0	3	0	0	0
Walker, Frank	3	0	3	0	0	0
Frampton, Eric	1	1	2	0	0	0
Greenway, Chad	1	1	2	0	1	0
Leber, Ben	1	1	2	0	0	0
Abdullah, Husain	1	0	1	0	0	0
Guion, Letroy	1	0	1	0	0	0
Loeffler, Cullen	1	0	1	0	0	0
Sheppard, Lito	1	0	1	0	0	0
Griffen, Everson	0	1	1	0	0	0
Lewis, Greg	0	1	1	0	0	0
TOTALS	35	13	48	0	1	0

PASSES DEFENSED	
	PD
Abdullah, Husain	4
Griffin, Cedric	4
Sheppard, Lito	4
Williams, Kevin	4
Winfield, Antoine	4
Allen, Asher	3
Allen, Jared	2
Leber, Ben	2
Williams, Madiou	2
Cook, Chris	1
Edwards, Ray	1
Walker, Frank	1
Williams, Madiou	1
TOTALS	33

INTERCEPTIONS					
	No.	Yds	Avg	Long	TD
Henderson, E.J.	2	10	10.0	10	0
Leber, Ben	1	19	19.0	19	0
Allen, Jared	1	4	4.0	4	0
Williams, Madiou	1	0	0.0	0	0
Winfield, Antoine	1	0	0.0	0	0
TOTALS	6	33	5.5	19	0

MINNESOTA VIKINGS 2010 ALPHABETICAL ROSTER



UPDATED: OCTOBER 25, 2010

NO.	NAME	POS	HT	WT	AGE	BIRTHDATE	EXP	COLLEGE	HS HOMETOWN	ACQUIRED	2010 PARTICIPATION			
											G	S	DNP	IA
39	Abdullah, Husain	S	6-0	204	25	7/27/85	3	Washington State	Pomona, CA	FA '08	5	5	0	1
21	Allen, Asher	CB	5-9	194	22	1/22/88	2	Georgia	Tucker, GA	D3 '09	6	4	0	0
69	Allen, Jared	DE	6-6	270	28	4/3/82	7	Idaho State	Los Gatos, CA	T (KC) '08	6	6	0	0
19	Baskett, Hank	WR	6-3	212	28	9/4/82	5	New Mexico	Clovis, NM	FA '10	1	0	0	3
87	Berrian, Bernard	WR	6-1	185	29	12/27/80	7	Fresno State	Winton, CA	UFA (Chi) '08	6	3	0	0
54	Brinkley, Jasper	LB	6-1	252	25	7/12/85	2	South Carolina	Thomson, GA	D5 '09	6	0	0	0
85	Camarillo, Greg	WR	6-2	200	28	4/18/82	5	Stanford	Atherton, CA	TR '10	6	0	0	0
31	Cook, Chris	CB	6-2	212	23	2/15/87	R	Virginia	Lynchburg, VA	D2a '10	2	1	0	4
62	Cook, Ryan	G	6-6	328	27	5/8/83	5	New Mexico	Albuquerque, NM	D2b '06	6	1	0	0
68	Cooper, Jon	C	6-2	291	23	10/1/86	2	Oklahoma	Fort Collins, CO	FA '09	4	1	1	1
72	DeGeare, Chris	G	6-4	335	23	2/17/87	R	Wake Forest	Kernersville, NC	D5a '10	2	0	0	4
83	Dugan, Jeff	TE	6-4	258	29	4/8/81	7	Maryland	Pittsburgh, PA	D7 '04	6	1	0	0
91	Edwards, Ray	DE	6-5	268	25	1/1/85	5	Purdue	Cincinnati, OH	D4 '06	6	6	0	0
90	Evans, Fred	DT	6-4	305	26	11/6/83	5	Texas St.-San Marcos	Morgan Park, IL	FA '07	3	0	0	3
59	Farwell, Heath	LB	6-0	235	28	12/31/81	6	San Diego State	Corona, CA	FA '05	6	0	0	0
4	Favre, Brett	QB	6-2	222	40	10/10/69	20	Southern Mississippi	Kiln, MS	FA '09	6	6	0	0
37	Frampton, Eric	S	5-11	205	26	2/6/84	4	Washington State	San Jose, CA	W (Det) '07	6	0	0	0
32	Gerhart, Toby	RB	6-0	231	23	3/28/87	R	Stanford	Norco, CA	D2b '10	5	0	0	1
52	Greenway, Chad	LB	6-2	242	27	1/12/83	5	Iowa	Mt. Vernon, SD	D1 '06	6	6	0	0
97	Griffen, Everson	DE	6-3	273	22	12/22/87	R	Southern California	Avondale, AZ	D4 '10	1	0	0	5
98	Guion, Letroy	DT	6-4	303	23	6/21/87	3	Florida State	Starke, FL	D5b '08	6	0	0	0
12	Harvin, Percy	WR	5-11	184	22	5/28/88	2	Florida	Virginia Beach, VA	D1 '09	6	6	0	0
56	Henderson, E.J.	LB	6-1	245	30	8/3/80	8	Maryland	Aberdeen, MD	D2 '03	6	6	0	0
50	Henderson, Erin	LB	6-3	244	23	7/1/86	3	Maryland	Aberdeen, MD	FA '08	4	0	0	2
64	Herrera, Anthony	G	6-2	315	30	6/14/80	7	Tennessee	Naples, FL	FA '04	6	6	0	0
76	Hutchinson, Steve	G	6-5	313	32	11/1/77	10	Michigan	Ft. Lauderdale, FL	RFA (Sea) '06	6	6	0	0
7	Jackson, Tarvaris	QB	6-2	225	27	4/21/83	5	Alabama State	Montgomery, AL	D2c '06	0	0	6	0
25	Johnson, Tyrell	S	6-0	207	25	5/19/85	3	Arkansas State	Rison, AR	D2 '08	3	1	0	3
73	Kennedy, Jimmy	DT	6-5	320	30	11/15/79	8	Penn State	Yonkers, NY	FA (Jac) '08	3	0	0	3
40	Kleinsasser, Jim	TE	6-3	272	33	1/31/77	12	North Dakota	Carrington, ND	D2 '99	6	2	0	0
5	Kluwe, Chris	P	6-4	215	28	12/24/81	6	UCLA	Los Alamitos, CA	W (Sea) '05	6	0	0	0
51	Leber, Ben	LB	6-3	244	31	12/7/78	9	Kansas State	Vermillion, SD	UFA (SD) '06	6	3	0	0
17	Lewis, Greg	WR	6-0	185	30	2/12/80	8	Illinois	Matteson, IL	FA '09	6	3	0	0
71	Loadholt, Phil	T	6-8	343	24	1/21/86	2	Oklahoma	Fountain, CO	D2 '09	6	6	0	0
46	Loeffler, Cullen	LS	6-5	241	29	1/27/81	7	Texas	Ingram, TX	FA '04	6	0	0	0
8	Longwell, Ryan	K	6-0	200	36	8/16/74	14	California	Bend, OR	UFA (GB) '06	6	0	0	0
74	McKinnie, Bryant	T	6-8	335	30	9/23/79	9	Miami	Woodbury, NJ	D1 '02	6	6	0	0
84	Moss, Randy	WR	6-4	210	33	2/13/77	13	Marshall	Rand, WV	T (NE) '10	3	3	0	0
55	Onatolu, Kenny	LB	6-2	225	27	10/8/82	2	Nebraska-Omaha	Papillion, NE	FA '09	6	0	0	0
28	Peterson, Adrian	RB	6-1	217	25	3/21/85	4	Oklahoma	Palestine, TX	D1 '07	6	6	0	0
96	Robison, Brian	DE	6-3	259	27	4/27/83	4	Texas	Splendor, TX	D4 '07	6	0	0	0
33	Sanford, Jamarca	S	5-10	200	25	8/27/85	2	Mississippi	Batesville, MS	D7 '09	6	0	0	0
29	Sheppard, Lito	CB	5-10	194	29	4/8/81	9	Florida	Jacksonville, FL	FA '10	5	2	0	1
81	Shiancoe, Visanthe	TE	6-4	250	30	6/18/80	8	Morgan State	Laurel, MD	UFA (NYG) '07	6	4	0	0
65	Sullivan, John	C	6-4	301	25	8/8/85	3	Notre Dame	Old Greenwich, CT	D6a '08	4	4	1	1
38	Tahi, Naufahu	FB	6-0	254	28	10/30/81	5	BYU	West Valley City, UT	PS (Cin) '06	5	2	0	1
41	Walker, Frank	CB	5-11	194	29	8/6/81	8	Tuskegee	Tuskegee, AL	FA '10	2	0	0	0
14	Webb, Joe	QB	6-4	220	23	11/14/86	R	Alabama-Birmingham	Birmingham, AL	D6 '10	0	0	0	6
93	Williams, Kevin	DT	6-5	311	30	8/16/80	8	Oklahoma State	Fordyce, AR	D1 '03	6	6	0	0
20	Williams, Madieu	S	6-1	203	28	10/18/81	7	Maryland	Lanham, MD	UFA (Cin) '08	6	6	0	0
94	Williams, Pat	DT	6-3	317	37	10/24/72	14	Texas A&M	Monroe, LA	UFA (Buf) '05	6	6	0	0
26	Winfield, Antoine	CB	5-9	180	33	6/24/77	12	Ohio State	Akron, OH	UFA (Buf) '04	6	6	0	0
34	Young, Albert	RB	5-10	209	25	2/25/85	2	Iowa	Moorestown, NJ	FA '08	2	0	0	4

2010 MINNESOTA VIKINGS PRACTICE SQUAD

49	Anderson, Colt	S	5-10	194	24	10/25/85	1	Montana	Butte, MT	FA '09	-	-	-	-
89	Brown, Freddie	WR	6-4	204	24	6/24/86	1	Utah	La Verne, CA	FA '10	-	-	-	-
44	D'Imperio, Ryan	FB	6-3	240	22	8/15/87	R	Rutgers	Sewell, NJ	D7b '10	-	-	-	-
63	Gardner, Andrew	T	6-7	308	24	4/4/86	1	Georgia Tech	Tyrone, GA	FA '10	-	-	-	-
95	Johnson, Tremaine	DT	6-2	285	24	9/26/85	R	LSU	Galena Park, TX	FA '09	-	-	-	-
78	Olsen, Seth	G	6-5	312	24	12/17/85	2	Iowa	Omaha, NE	FA '10	-	-	-	-
35	Sherels, Marcus	CB	5-10	175	22	9/30/87	R	Minnesota	Rochester, MN	FA '10	-	-	-	-
66	Welch, Thomas	T	6-6	300	23	6/19/87	R	Vanderbilt	Brentwood, TN	FA '10	-	-	-	-

RESERVE/PHYSICALLY UNABLE TO PERFORM

18	Rice, Sidney	WR	6-4	202	23	9/1/86	4	South Carolina	Gaffney, SC	D2 '07	-	-	-	-
----	--------------	----	-----	-----	----	--------	---	----------------	-------------	--------	---	---	---	---

INJURED RESERVE

23	Griffin, Cedric	CB	6-0	203	27	11/11/82	5	Texas	San Antonio, TX	D2a '06	2	2	0	2
11	Johnson, Jaymar	WR	6-0	176	25	7/10/84	2	Jackson State	Gary, IN	D6b '08	0	0	0	0

2010 MINNESOTA VIKINGS COACHING STAFF

HEAD COACH: Brad Childress

ASSISTANTS: Leslie Frazier (Assistant Head Coach/Defensive Coordinator), Darrell Bevell (Offensive Coordinator), Brian Murphy (Special Teams Coordinator), Junej Barnett (Assistant Strength and Conditioning), Eric Bienenmy (Asst. Head Coach/Running Backs), Karl Dunbar (Defensive Line), Ryan Ficken (Offensive Assistant/Wide Receivers), Jim Hueber (Assistant Offensive Line), Jeff Imamura (Defensive Assistant/Linebackers), Jimmie Johnson (Tight Ends), Tom Kanavy (Strength and Conditioning), Pat Morris (Offensive Line), Fred Pagac (Linebackers), Dennis Polian (Assistant to Head Coach), Diron Reynolds (Assistant Defensive Line), Kevin Rogers (Quarterbacks), Matt Sheldon (Assistant Defensive Backs), Ryan Silverfield (Defensive Assistant/Defensive Line), Kevin Stefanski (Quality Control-Offense/Quarterbacks), George Stewart (Wide Receivers), Martin Streight (Assistant Strength and Conditioning), Chris White (Assistant Special Teams), Joe Woods (Defensive Backs).

MINNESOTA VIKINGS 2010 NUMERICAL ROSTER



UPDATED: OCTOBER 25, 2010

NO.	NAME	POS	HT	WT	AGE	BIRTHDATE	EXP	COLLEGE	HS HOMETOWN	ACQUIRED	2010 PARTICIPATION			
											G	S	DNP	IA
4	Brett Favre	QB	6-2	222	40	10/10/69	20	Southern Mississippi	Kiln, MS	FA '09	6	6	0	0
5	Chris Kluwe	P	6-4	215	28	12/24/81	6	UCLA	Los Alamitos, CA	W (Sea) '05	6	0	0	0
7	Tarvaris Jackson	QB	6-2	225	27	4/21/83	5	Alabama State	Montgomery, AL	D2c '06	0	0	6	0
8	Ryan Longwell	K	6-0	200	36	8/16/74	14	California	Bend, OR	UFA (GB) '06	6	0	0	0
12	Percy Harvin	WR	5-11	184	22	5/28/88	2	Florida	Virginia Beach, VA	D1 '09	6	6	0	0
14	Joe Webb	QB	6-4	220	23	11/14/86	R	Alabama-Birmingham	Birmingham, AL	D6 '10	0	0	0	6
17	Greg Lewis	WR	6-0	185	30	2/12/80	8	Illinois	Matteson, IL	FA '09	6	3	0	0
19	Hank Baskett	WR	6-3	212	28	9/4/82	5	New Mexico	Clovis, NM	FA '10	1	0	0	3
20	Madieu Williams	S	6-1	203	28	10/18/81	7	Maryland	Lanham, MD	UFA (Cin) '08	6	6	0	0
21	Asher Allen	CB	5-9	194	22	1/22/88	2	Georgia	Tucker, GA	D3 '09	6	4	0	0
25	Tyrell Johnson	S	6-0	207	25	5/19/85	3	Arkansas State	Rison, AR	D2 '08	3	1	0	3
26	Antoine Winfield	CB	5-9	180	33	6/24/77	12	Ohio State	Akron, OH	UFA (Buf) '04	6	6	0	0
28	Adrian Peterson	RB	6-1	217	25	3/21/85	4	Oklahoma	Palestine, TX	D1 '07	6	6	0	0
29	Lito Sheppard	CB	5-10	194	29	4/8/81	9	Florida	Jacksonville, FL	FA '10	5	2	0	1
31	Chris Cook	CB	6-2	212	23	2/15/87	R	Virginia	Lynchburg, VA	D2a '10	2	1	0	4
32	Toby Gerhart	RB	6-0	231	23	3/28/87	R	Stanford	Norco, CA	D2b '10	5	0	0	1
33	Jamarca Sanford	S	5-10	200	25	8/27/85	2	Mississippi	Batesville, MS	D7 '09	6	0	0	0
34	Albert Young	RB	5-10	209	25	2/25/85	2	Iowa	Moorestown, NJ	FA '08	2	0	0	4
37	Eric Frampton	S	5-11	205	26	2/6/84	4	Washington State	San Jose, CA	W (Det) '07	6	0	0	0
38	Naufahu Tahi	FB	6-0	254	28	10/30/81	5	BYU	West Valley City, UT	PS (Cin) '06	5	2	0	1
39	Husain Abdullah	S	6-0	204	25	7/27/85	3	Washington State	Pomona, CA	FA '08	5	5	0	1
40	Jim Kleinsasser	TE	6-3	272	33	1/31/77	12	North Dakota	Carrington, ND	D2 '99	6	2	0	0
41	Frank Walker	CB	5-11	194	29	8/6/81	8	Tuskegee	Tuskegee, AL	FA '10	2	0	0	0
46	Cullen Loeffler	LS	6-5	241	29	1/27/81	7	Texas	Ingram, TX	FA '04	6	0	0	0
50	Erin Henderson	LB	6-3	244	23	7/1/86	3	Maryland	Aberdeen, MD	FA '08	4	0	0	2
51	Ben Leber	LB	6-3	244	31	12/7/78	9	Kansas State	Vermillion, SD	UFA (SD) '06	6	3	0	0
52	Chad Greenway	LB	6-2	242	27	1/12/83	5	Iowa	Mt. Vernon, SD	D1 '06	6	6	0	0
54	Jasper Brinkley	LB	6-1	252	25	7/12/85	2	South Carolina	Thomson, GA	D5 '09	6	0	0	0
55	Kenny Onatolu	LB	6-2	225	27	10/8/82	2	Nebraska-Omaha	Papillion, NE	FA '09	6	0	0	0
56	E.J. Henderson	LB	6-1	245	30	8/3/80	8	Maryland	Aberdeen, MD	D2 '03	6	6	0	0
59	Heath Farwell	LB	6-0	235	28	12/31/81	6	San Diego State	Corona, CA	FA '05	6	0	0	0
62	Ryan Cook	G	6-6	328	27	5/8/83	5	New Mexico	Albuquerque, NM	D2b '06	6	1	0	0
64	Anthony Herrera	G	6-2	315	30	6/14/80	7	Tennessee	Naples, FL	FA '04	6	6	0	0
65	John Sullivan	C	6-4	301	25	8/8/85	3	Notre Dame	Old Greenwich, CT	D6a '08	4	4	1	1
68	Jon Cooper	C	6-2	291	23	10/1/86	2	Oklahoma	Fort Collins, CO	FA '09	4	1	1	1
69	Jared Allen	DE	6-6	270	28	4/3/82	7	Idaho State	Los Gatos, CA	T (KC) '08	6	6	0	0
71	Phil Loadholt	T	6-8	343	24	1/21/86	2	Oklahoma	Fountain, CO	D2 '09	6	6	0	0
72	Chris DeGeare	G	6-4	335	23	2/17/87	R	Wake Forest	Kernersville, NC	D5a '10	2	0	0	4
73	Jimmy Kennedy	DT	6-5	320	30	11/15/79	8	Penn State	Yonkers, NY	FA (Jac) '08	2	0	0	4
74	Bryant McKinnie	T	6-8	335	30	9/23/79	9	Miami	Woodbury, NJ	D1 '02	6	6	0	0
76	Steve Hutchinson	G	6-5	313	32	11/1/77	10	Michigan	Ft. Lauderdale, FL	RFA (Sea) '06	6	6	0	0
81	Visanthe Shiancoe	TE	6-4	250	30	6/18/80	8	Morgan State	Laurel, MD	UFA (NYG) '07	6	4	0	0
83	Jeff Dugan	TE	6-4	258	29	4/8/81	7	Maryland	Pittsburgh, PA	D7 '04	6	1	0	0
84	Randy Moss	WR	6-4	210	33	2/13/77	13	Marshall	Rand, WV	T (NE) '10	3	3	0	0
85	Greg Camarillo	WR	6-2	200	28	4/18/82	5	Stanford	Atherton, CA	TR '10	6	0	0	0
87	Bernard Berrian	WR	6-1	185	29	12/27/80	7	Fresno State	Winton, CA	UFA (Chi) '08	6	3	0	0
90	Fred Evans	DT	6-4	305	26	11/6/83	5	Texas St.-San Marcos	Morgan Park, IL	FA '07	3	0	0	3
91	Ray Edwards	DE	6-5	268	25	1/1/85	5	Purdue	Cincinnati, OH	D4 '06	6	6	0	0
93	Kevin Williams	DT	6-5	311	30	8/16/80	8	Oklahoma State	Fordyce, AR	D1 '03	6	6	0	0
94	Pat Williams	DT	6-3	317	37	10/24/72	14	Texas A&M	Monroe, LA	UFA (Buf) '05	6	6	0	0
96	Brian Robison	DE	6-3	259	27	4/27/83	4	Texas	Splendora, TX	D4 '07	6	0	0	0
97	Everson Griffen	DE	6-3	273	22	12/22/87	R	Southern California	Avondale, AZ	D4 '10	1	0	0	5
98	Letroy Guion	DT	6-4	303	23	6/21/87	3	Florida State	Starke, FL	D5b '08	6	0	0	0

2010 MINNESOTA VIKINGS PRACTICE SQUAD

35	Marcus Sherels	CB	5-10	175	22	9/30/87	R	Minnesota	Rochester, MN	FA '10	-	-	-	-
44	Ryan D'Imperio	FB	6-3	240	22	8/15/87	R	Rutgers	Sewell, NJ	D7b '10	-	-	-	-
49	Colt Anderson	S	5-10	194	24	10/25/85	1	Montana	Butte, MT	FA '09	-	-	-	-
63	Andrew Gardner	T	6-7	308	24	4/4/86	1	Georgia Tech	Tyrone, GA	FA '10	-	-	-	-
66	Thomas Welch	T	6-6	300	23	6/19/87	R	Vanderbilt	Brentwood, TN	FA '10	-	-	-	-
78	Seth Olson	G	6-5	312	24	12/17/85	2	Iowa	Omaha, NE	FA '10	-	-	-	-
89	Freddie Brown	WR	6-4	204	24	6/24/86	1	Utah	La Verne, CA	FA '10	-	-	-	-
95	Tremaine Johnson	DT	6-2	285	24	9/26/85	1	LSU	Galena Park, TX	FA '09	-	-	-	-

RESERVE/PHYSICALLY UNABLE TO PERFORM

18	Sidney Rice	WR	6-4	202	23	9/1/86	4	South Carolina	Gaffney, SC	D2 '07	-	-	-	-
----	-------------	----	-----	-----	----	--------	---	----------------	-------------	--------	---	---	---	---

INJURED RESERVE

11	Jaymar Johnson	WR	6-0	176	25	7/10/84	2	Jackson State	Gary, IN	D6b '08	0	0	0	0
23	Cedric Griffin	CB	6-0	203	27	11/11/82	5	Texas	San Antonio, TX	D2a '06	2	2	0	2

2010 MINNESOTA VIKINGS COACHING STAFF

HEAD COACH: Brad Childress

ASSISTANTS: Leslie Frazier (Assistant Head Coach/Defensive Coordinator), Darrell Bevell (Offensive Coordinator), Brian Murphy (Special Teams Coordinator), Junej Barnett (Assistant Strength and Conditioning), Eric Bieniemy (Asst. Head Coach/Running Backs), Karl Dunbar (Defensive Line), Ryan Ficken (Offensive Assistant/Wide Receivers), Jim Hueber (Assistant Offensive Line), Jeff Imamura (Defensive Assistant/Linebackers), Jimmie Johnson (Tight Ends), Tom Kanavy (Strength and Conditioning), Pat Morris (Offensive Line), Fred Pagac (Linebackers), Dennis Polian (Assistant to Head Coach), Diron Reynolds (Assistant Defensive Line), Kevin Rogers (Quarterbacks), Matt Sheldon (Assistant Defensive Backs), Ryan Silverfield (Defensive Assistant/Defensive Line), Kevin Stefanski (Quality Control-Offense/Quarterbacks), George Stewart (Wide Receivers), Martin Streight (Assistant Strength and Conditioning), Chris White (Assistant Special Teams), Joe Woods (Defensive Backs).

MINNESOTA VIKINGS 2010 ROSTER-BY-POSITION



Updated: October 25, 2010

OFFENSE (24): Darrell Bevell

QUARTERBACKS (3): Kevin Rogers/Kevin Stefanski

No.	Name	Pos	Ht	Wt	Age	Birthdate	Exp	College	Hometown	How Acq	2010 Participation			
											G	S	DNP	IA
4	Favre, Brett	QB	6-2	222	40	10/10/69	20	Southern Mississippi	Kiln, MS	FA '09	6	6	0	0
7	Jackson, Tarvaris	QB	6-2	225	27	4/21/83	5	Alabama State	Montgomery, AL	D2c '06	0	0	6	0
14	Webb, Joe	QB	6-4	220	23	11/14/86	R	Alabama-Birmingham	Birmingham, AL	D6 '10	0	0	0	6

RUNNING BACKS (4): Eric Bieniemy

No.	Name	Pos	Ht	Wt	Age	Birthdate	Exp	College	Hometown	How Acq	G	S	DNP	IA
32	Gerhart, Toby	RB	6-0	231	23	3/28/87	R	Stanford	Norco, CA	D2b '10	5	0	0	1
28	Peterson, Adrian	RB	6-1	217	25	3/21/85	4	Oklahoma	Palestine, TX	D1 '07	6	6	0	0
38	Tahj, Naufahu	FB	6-0	254	28	10/30/81	5	BYU	West Valley City, UT	PS (Cin) '06	5	2	0	1
34	Young, Albert	RB	5-10	209	25	2/25/85	2	Iowa	Moorestown, NJ	FA '08	2	0	0	4

WIDE RECEIVERS (6): George Stewart/Ryan Ficken

No.	Name	Pos	Ht	Wt	Age	Birthdate	Exp	College	Hometown	How Acq	G	S	DNP	IA
19	Baskett, Hank	WR	6-3	212	28	9/4/82	5	New Mexico	Clovis, NM	FA '10	1	0	0	3
87	Berrian, Bernard	WR	6-1	185	29	12/27/80	7	Fresno State	Winton, CA	UFA (Chi) '08	6	3	0	0
85	Camarillo, Greg	WR	6-2	200	28	8/18/82	5	Stanford	Atherton, CA	TR '10	6	0	0	0
12	Harvin, Percy	WR	5-11	184	22	5/28/88	2	Florida	Virginia Beach, VA	D1 '09	6	6	0	0
17	Lewis, Greg	WR	6-0	185	30	2/12/80	8	Illinois	Matteson, IL	FA '09	6	3	0	0
84	Randy Moss	WR	6-4	210	33	2/13/77	13	Marshall	Rand, WV	T (NE) '10	3	3	0	0

TIGHT ENDS (3): Jimmie Johnson

No.	Name	Pos	Ht	Wt	Age	Birthdate	Exp	College	Hometown	How Acq	G	S	DNP	IA
83	Dugan, Jeff	FB	6-4	258	29	4/8/81	7	Maryland	Pittsburgh, PA	D7 '04	6	1	0	0
40	Kleinsasser, Jim	TE	6-3	272	33	1/31/77	12	North Dakota	Carrington, ND	D2 '99	6	2	0	0
81	Shiancoe, Visanthe	TE	6-4	250	30	6/18/80	8	Morgan State	Laurel, MD	UFA (NYG) '07	6	4	0	0

OFFENSIVE LINE (8): Pat Morris/Jim Hueber

No.	Name	Pos	Ht	Wt	Age	Birthdate	Exp	College	Hometown	How Acq	G	S	DNP	IA
62	Cook, Ryan	T	6-6	328	27	5/8/83	4	New Mexico	Albuquerque, NM	D2b '06	6	1	0	0
68	Cooper, Jon	C	6-2	291	23	10/11/86	2	Oklahoma	Fort Collins, CO	FA '09	4	1	1	1
72	DeGeare, Chris	T	6-4	335	23	2/17/87	R	Wake Forest	Kernersville, NC	D5a '10	2	0	0	4
64	Herrera, Anthony	G	6-2	315	30	6/14/80	7	Tennessee	Naples, FL	FA '04	6	6	0	0
76	Hutchinson, Steve	G	6-5	313	32	11/1/77	10	Michigan	Ft. Lauderdale, FL	RFA (Sea) '06	6	6	0	0
71	Loadholt, Phil	T	6-8	343	24	1/21/86	2	Oklahoma	Fountain, CO	D2 '09	6	6	0	0
74	McKinnie, Bryant	T	6-8	335	30	9/23/79	9	Miami	Woodbury, NJ	D1 '02	6	6	0	0
65	Sullivan, John	C	6-4	301	25	8/8/85	3	Notre Dame	Old Greenwich, CT	D6a '08	4	4	1	1

DEFENSE (26): Leslie Frazier

DEFENSIVE LINE (9): Karl Dunbar/Diron Reynolds/Ryan Silverfield

No.	Name	Pos	Ht	Wt	Age	Birthdate	Exp	College	Hometown	How Acq	G	S	DNP	IA
69	Allen, Jared	DE	6-6	270	28	4/3/82	7	Idaho State	Los Gatos, CA	T (KC) '08	6	6	0	0
91	Edwards, Ray	DE	6-5	268	25	1/1/85	5	Purdue	Cincinnati, OH	D4 '06	6	6	0	0
90	Evans, Fred	DT	6-4	305	26	11/6/83	4	Texas St.-San Marcos	Morgan Park, IL	FA '07	3	0	0	3
97	Griffen, Everson	DE	6-3	273	22	12/22/87	R	Southern California	Avondale, AZ	D4 '10	1	0	0	5
98	Guion, Letroy	DT	6-4	303	23	6/21/87	3	Florida State	Starke, FL	D5b '08	6	0	0	0
73	Kennedy, Jimmy	DT	6-5	320	30	11/15/79	8	Penn State	Yonkers, NY	FA (Jac) '08	3	0	0	3
96	Robison, Brian	DE	6-3	259	27	4/27/83	4	Texas	Splendor, TX	D4 '07	6	0	0	0
93	Williams, Kevin	DT	6-5	311	30	8/16/80	8	Oklahoma State	Fordyce, AR	D1 '03	6	6	0	0
94	Williams, Pat	DT	6-3	317	37	10/24/72	14	Texas A&M	Monroe, LA	UFA (Buf) '05	6	6	0	0

LINEBACKERS (7): Fred Pagac/Jeff Imamura

No.	Name	Pos	Ht	Wt	Age	Birthdate	Exp	College	Hometown	How Acq	G	S	DNP	IA
54	Brinkley, Jasper	LB	6-1	252	25	7/12/85	2	South Carolina	Thomson, GA	D5 '09	6	0	0	0
59	Farwell, Heath	LB	6-0	235	28	12/31/81	6	San Diego State	Corona, CA	FA '05	6	0	0	0
52	Greenway, Chad	LB	6-2	242	27	1/12/83	5	Iowa	Mt. Vernon, SD	D1 '06	6	6	0	0
56	Henderson, E.J.	LB	6-1	245	30	8/3/80	8	Maryland	Aberdeen, MD	D2 '03	6	6	0	0
50	Henderson, Erin	LB	6-3	244	24	7/1/86	3	Maryland	Aberdeen, MD	FA '08	4	0	0	2
51	Leber, Ben	LB	6-3	244	31	12/7/78	9	Kansas State	Vermillion, SD	UFA (SD) '06	6	3	0	0
55	Onatolu, Kenny	LB	6-2	225	27	10/8/82	2	Nebraska-Omaha	Papillion, NE	FA '09	6	0	0	0

DEFENSIVE BACKS (10): Joe Woods/Matt Sheldon

No.	Name	Pos	Ht	Wt	Age	Birthdate	Exp	College	Hometown	How Acq	G	S	DNP	IA
39	Abdullah, Husain	S	6-0	204	25	7/27/85	3	Washington State	Pomona, CA	FA '08	5	5	0	1
21	Allen, Asher	CB	5-9	194	22	1/22/88	2	Georgia	Tucker, GA	D3 '09	6	4	0	0
31	Cook, Chris	CB	6-2	212	23	2/15/87	R	Virginia	Lynchburg, VA	D2a '10	2	1	0	4
37	Frampton, Eric	S	5-11	205	26	2/6/84	3	Washington State	San Jose, CA	W (Det) '07	6	0	0	0
25	Johnson, Tyrell	S	6-0	207	25	5/19/85	3	Arkansas State	Rison, AR	D2 '08	3	1	0	3
33	Sanford, Jamarca	S	5-10	200	25	8/27/85	2	Mississippi	Batesville, MS	D7 '09	6	0	0	0
29	Sheppard, Lito	CB	5-10	194	29	4/8/81	9	Florida	Jacksonville, FL	FA '10	5	2	0	1
41	Frank Walker	CB	5-11	194	29	8/6/81	8	Tuskegee	Tuskegee, AL	FA '10	2	0	0	0
20	Williams, Madiou	S	6-1	203	28	10/18/81	7	Maryland	Lanham, MD	UFA (Cin) '08	6	6	0	0
26	Winfield, Antoine	CB	5-9	180	33	6/24/77	12	Ohio State	Akron, OH	UFA (Buf) '04	6	6	0	0

SPECIAL TEAMS (3): Brian Murphy

SPECIALISTS (3): Brian Murphy/Chris White

No.	Name	Pos	Ht	Wt	Age	Birthdate	Exp	College	Hometown	How Acq	G	S	DNP	IA
5	Kluwe, Chris	P	6-4	215	28	12/24/81	6	UCLA	Los Alamitos, CA	W (Sea) '05	6	0	0	0
46	Loeffler, Cullen	LS	6-5	241	29	1/27/81	7	Texas	Ingram, TX	FA '04	6	0	0	0
8	Longwell, Ryan	K	6-0	200	36	8/16/74	14	California	Bend, OR	UFA (GB) '06	6	0	0	0

MINNESOTA VIKINGS 2010 ROSTER BY EXPERIENCE



Updated: October 18, 2010

20TH YEAR (1)

Brett Favre

14TH YEAR (2)

Ryan Longwell
Pat Williams

13TH YEAR (1)

Randy Moss

12TH YEAR (2)

Jim Kleinsasser
Antoine Winfield

10TH YEAR (1)

Steve Hutchinson

9TH YEAR (3)

Ben Leber
Bryant McKinnie
Lito Sheppard

8TH YEAR (6)

E.J. Henderson
Jimmy Kennedy
Greg Lewis
Visanthe Shiancoe
Frank Walker
Kevin Williams

7TH YEAR (6)

Jared Allen
Bernard Berrian
Jeff Dugan
Anthony Herrera
Cullen Loeffler
Madiou Williams

6TH YEAR (2)

Heath Farwell
Chris Kluwe

5TH YEAR (9)

Hank Baskett
Greg Camarillo
Ryan Cook
Ray Edwards
Fred Evans
Chad Greenway
Tarvaris Jackson
Naufahu Tahi

4TH YEAR (3)

Eric Frampton
Adrian Peterson
Brian Robison

3RD YEAR (5)

Husain Abdullah
Letroy Guion
Erin Henderson
Tyrell Johnson
John Sullivan

2ND YEAR (8)

Asher Allen
Jasper Brinkley
John Cooper
Percy Harvin
Phil Loadholt
Kenny Onatolu
Jamarca Sanford
Albert Young

ROOKIES (5)

Chris Cook
Chris DeGeare
Toby Gerhart
Everson Griffen
Joe Webb

Active Roster Total - 53

MINNESOTA VIKINGS 2010 ROSTER BY DRAFT ROUND

[overall selection in brackets]

1ST ROUND (10)

[7] Adrian Peterson (07), [7] Bryant McKinnie (02), [9] Kevin Williams (03), [12] Jimmy Kennedy (03), [17] Chad Greenway (06), [17] Steve Hutchinson (01-Sea.), [21] Randy Moss (98), [22] Percy Harvin (09), [23] Antoine Winfield (99-Buf.), [26] Lito Sheppard (02-Phi.)

2ND ROUND (10)

[33] Brett Favre (91-ATL), [34] Chris Cook (10), [40] E.J. Henderson (03), [43] Tyrell Johnson (08), [44] Jim Kleinsasser (99), [51] Ryan Cook (06), [51] Toby Gerhart (10), [54] Phil Loadholt (09), [56] Madiou Williams (04-Cin.), [64] Tarvaris Jackson

3RD ROUND (4)

[71] Ben Leber (02-SD), [77], [78] Bernard Berrian (04-Chi.), [86] Asher Allen (09), [91] Visanthe Shiancoe (02-NYG)

4TH ROUND (4)

[100] Everson Griffen (10), [102] Brian Robison (07), [126] Jared Allen (04-KC), [127] Ray Edwards (06)

5TH ROUND (3)

[150] Jasper Brinkley (09), [152] Letroy Guion (08), [161] Chris DeGeare (10)

6TH ROUND (3)

[187] John Sullivan (08), [199] Joe Webb (10), [207] Frank Walker (03)

7TH ROUND (3)

[207] Fred Evans (06-Mia), [220] Jeff Dugan (04), [231] Jamarca Sanford (09)

UNDRAFTED (16)

Ryan Longwell (97-SF), Pat Williams (97-Buf.), Greg Lewis (03-Phi.), Anthony Herrera (04), Cullen Loeffler (04), Greg Camarillo (05-SD), Heath Farwell (05), Chris Kluwe (05-Sea), Hank Baskett (06), Naufahu Tahi (06), Eric Frampton (07), Husain Abdullah (08), Erin Henderson (08), Albert Young (08), Jon Cooper (09), Kenny Onatolu (09)

MINNESOTA VIKINGS 2010 UNOFFICIAL DEPTH CHART



OFFENSE

WR:	84	Randy Moss	87	Bernard Berrian	17	Greg Lewis
LT:	74	Bryant McKinnie				
LG:	76	Steve Hutchinson	72	<u>Chris DeGeare</u>		
C:	65	John Sullivan	68	Jon Cooper		
RG:	64	Anthony Herrera	62	Ryan Cook		
RT:	71	Phil Loadholt				
TE:	81	Visanthe Shiancoe	40	Jim Kleinsasser	83	Jeff Dugan
WR:	12	Percy Harvin	85	Greg Camarillo	19	Hank Baskett
QB:	4	Brett Favre	7	Tarvaris Jackson	14	<u>Joe Webb</u>
FB:	38	Naufahu Tahi				
HB:	28	Adrian Peterson	32	<u>Toby Gerhart</u>	34	Albert Young

DEFENSE

LE:	91	Ray Edwards	97	<u>Everson Griffen</u>		
NT:	94	Pat Williams	73	Jimmy Kennedy	90	Fred Evans
UT:	93	Kevin Williams	98	Letroy Guion		
RE:	69	Jared Allen	96	Brian Robison		
SLB:	52	Chad Greenway	59	Heath Farwell	55	Kenny Onatolu
MLB:	56	E.J. Henderson	54	Jasper Brinkley		
WLB:	51	Ben Leber	50	Erin Henderson		
LCB:	26	Antoine Winfield	31	<u>Chris Cook</u>		
RCB:	21	Asher Allen	29	Lito Sheppard	41	Frank Walker
SS:	39	Husain Abdullah	33	Jamarca Sanford	25	Tyrell Johnson
FS:	20	Madieu Williams	37	Eric Frampton		

SPECIALISTS

P:	5	Chris Kluwe				
K:	8	Ryan Longwell				
LS:	46	Cullen Loeffler	69	Jared Allen		
H:	5	Chris Kluwe				
KR:	12	Percy Harvin	32	<u>Toby Gerhart</u>		
PR:	85	Greg Camarillo	87	Bernard Berrian	12	Percy Harvin

Rookie Players

[Injured Player]

Reserve/Physically Unable to Perform: WR Sidney Rice

Injured Reserve: CB Cedric Griffin, WR Jaymar Johnson, LB J Leman

2010 VIKINGS PRONUNCIATION GUIDE

HUSAIN ABDULLAH WHO-sane ab-dul-LA
 Bernard **BERRIAN** bare-E-an
 Greg **CAMARILLO** cam-uh-REE-oh
 Chris **DeGEARE** DUH-gear
 Jeff **DUGAN** DOO-gan
 Brett **FAVRE** FARV
 Toby **GERHART** GARE-heart
LETROY GUION LA-troy GUY-on
 Anthony **HERRERA** HA-rare-ah
TARVARIS Jackson ta-VAR-is
TYRELL Johnson TIE-rell
 Jim **KLEINSASSER** KLINE-sauce-er
 Chris **KLUWE** CLUE-ee
 Ben **LEBER** LEE-ber
J LEMAN LAY-man
 Cullen **LOEFFLER** LEFF-ler
 Kenny **ONATOLU** on-uh-TOE-lu
 Brian **ROBISON** ROB-ah-sin

VISANTHE SHIANCOE vi-sahn-tay SHANK-oh
NAUFAHU TAHI nah-fah-WHO TAH-hee
MADIEU Williams muh-DEE-you
ANTOINE Winfield an-TWAN

COACHES

Eric **BINIEMY** bee-en-uh-me
 Tom **KANAVY** ka-NAY-vee
 Fred **PAGAC** PUG-itch

HOW THE 2010 MINNESOTA VIKINGS WERE BUILT



YEAR	DRAFT	TRADES	FREE AGENCY/WAIVERS
1999	TE Jim Kleinsasser (2)		
2002	T Bryant McKinnie (1)		
2003	DT Kevin Williams (1)		
	LB E.J. Henderson (2)		
2004	TE Jeff Dugan (7)		G Anthony Herrera * LS Cullen Loeffler * CB Antoine Winfield **
2005			LB Heath Farwell P Chris Kluwe (W-Sea) DT Pat Williams**
2006	LB Chad Greenway (1) CB Cedric Griffin (2a) G Ryan Cook (2b) QB Tarvaris Jackson (2c) DE Ray Edwards (4)		G Steve Hutchinson ** LB Ben Leber ** K Ryan Longwell ** FB Naufahu Tahai (PS-Cin)
2007	RB Adrian Peterson (1) WR Sidney Rice (2) DE Brian Robison (4)		DT Fred Evans ** S Eric Frampton (W-Det) TE Visanthe Shiancoe ** RB Albert Young*
2008	S Tyrell Johnson (2) DT Letroy Guion (5b) C John Sullivan (6a)	DE Jared Allen (KC)	S Husain Abdullah * WR Bernard Berrian ** LB Erin Henderson * DT Jimmy Kennedy** S Madiou Williams **
2009	WR Percy Harvin (1) T Phil Loadholt (2) CB Asher Allen (3) LB Jasper Brinkley (5) S Jamarca Sanford (7)		C Jon Cooper* QB Brett Favre** WR Greg Lewis** LB Kenny Onatolu
2010	CB Chris Cook (2a) RB Toby Gerhart (2b) DE Everson Griffen (4) G Chris DeGeare (5a) WR Joe Webb (6)	WR Greg Camarillo (Mia.) WR Randy Moss (NE)	CB Lito Sheppard** WR Hank Baskett** CB Frank Walker**

* Rookie free agent prior to joining Vikings

** NFL veteran or had been in other NFL camps prior to joining Vikings

Player was drafted by the Vikings and returned via trade, waivers or free agency



MINNESOTA VIKINGS 2010 ROSTER MOVES



DATE	POS	PLAYER	TRANSACTION
October 19	LB	LEMAN, J	Waived from IR
October 13	CB	WALKER, Frank	Signed
October 13	CB	GRIFFIN, Cedric	Placed on IR
October 13	CB	SHERELS, Marcus	Signed to Practice Squad
October 12	TE	NALBONE, John	Released from Practice Squad
October 7	WR	MOSS, Randy	Acquired via trade with N.E.
October 6	OT	GARDNER, Andrew	Signed to Practice Squad
October 6	WR	PAYNE, Logan	Waived from Practice Squad
October 5	DE	MITCHELL, Jayme	Traded to Cleveland
September 28	TE	NALBONE, John	Signed to Practice Squad
September 28	CB	SHERELS, Marcus	Waived from Practice Squad
September 22	WR	BASKETT, Hank	Signed
September 22	TE	SHULER, Mickey	Waived
September 6	T	WELCH, Thomas	Signed to Practice Squad
September 6	G	OLSEN, Seth	Signed to Practice Squad
September 6	G	AUSTIN, Thomas	Waived from Practice Squad
September 5	CB	SHERELS, Marcus	Signed to Practice Squad
September 5	WR	PAYNE, Logan	Signed to Practice Squad
September 5	DT	JOHNSON, Tremaine	Signed to Practice Squad
September 5	FB	D'IMPERIO, Ryan	Signed to Practice Squad
September 5	WR	BROWN, Freddie	Signed to Practice Squad
September 5	G	AUSTIN, Thomas	Signed to Practice Squad
September 5	S	ANDERSON, Colt	Signed to Practice Squad
September 4	CB	WRIGHT, DeAndre	Waived
September 4	WR	WALKER, Javon	Waived
September 4	LB	TRIPLETT, Nate	Waived
September 4	CB	SHERELS, Marcus	Waived
September 4	T	RADOVICH, Drew	Waived
September 4	WR	PAYNE, Logan	Waived
September 4	DE	MONTGOMERY, Mike	Waived
September 4	TE	MILLS, Garrett	Waived
September 4	K	LLOYD, Rhys	Waived
September 4	DT	JOHNSON, Tremaine	Waived
September 4	RB	JOHNSON, Ian	Waived
September 4	WR	HAMILTON, Marquis	Waived
September 4	FB	D'IMPERIO, Ryan	Waived
September 4	T	CLARK, Chris	Waived
September 4	T	BROWN, Patrick	Waived
September 4	WR	BROWN, Freddie	Waived
September 4	WR	BIDDLE, Taye	Waived
September 4	G	BATTLES, Adrian	Waived
September 4	G	AUSTIN, Thomas	Waived
September 4	S	ANDERSON, Colt	Waived
September 3	RB	REYNAUD, Darius	Traded to NYG
September 3	QB	ROSENFELS, Sage	Traded to NYG
August 31	OL	NOETHLICH, Bill	Waived
August 31	WR	MITCHELL, Marko	Waived
August 31	WR	RICE, Sidney	Placed on Reserve/PUP
August 31	LB	LEMAN, J	Placed on IR
August 26	WR	CAMARILLO, Greg	Acquired via trade with Miami
August 26	CB	SAPP, Benny	Traded to Miami
August 25	WR	SMALL, Ray	Waived
August 24	WR	WALKER, Javon	Signed
August 24	RB	MOATS, Ryan	Waived
August 19	WR	JOHNSON, Jaymar	Placed on IR
August 18	WR	JOHNSON, Jaymar	Waived
August 10	WR	BROWN, Freddie	Signed
August 10	CB	SKINNER, Terrell	Waived
July 31	CB	GRIFFIN, Cedric	Placed on Active/PUP
July 31	WR	RICE, Sidney	Placed on Active/PUP
July 30	RB	GERHART, Toby	Signed
July 29	CB	COOK, Chris	Signed
July 29	G	DEGEARE, Chris	Signed
July 29	DE	GRIFFIN, Everson	Signed
July 29	TE	SHULER, Mickey	Signed
July 28	QB	WEBB, Joe	Signed
July 27	WR	RHEA, Aaron	Waived
June 29	QB	ARCHER, R.J.	Waived
June 28	WR	MITCHELL, Marko	Signed as Free Agent
June 28	C	HERNANDEZ, Tommy	Waived

DATE	POS	PLAYER	TRANSACTION
June 28	DE	McKINLEY, Cedric	Waived
June 15	RB	MOATS, Ryan	Signed as Free Agent
June 14	DE	EDWARDS, Ray	Signed as RFA
June 14	LB	TRIPLETT, Nate	Signed
June 14	C	ADAMSKI, Eddie	Waived
June 14	RB	JOHNSON, James	Waived
June 14	T	HANSON, Matt	Waived
June 14	WR	RHEA, Aaron	Placed on IR
June 14	CB	WILLIAMS, Angelo	Waived
June 14	T	WINN, Marlon	Waived
May 21	WR	PAYNE, Logan	Signed
May 21	WR	TINDAL, Kelton	Waived
May 17	FB	D'IMPERIO, Ryan	Signed
May 4	G	BATTLES, Adrian	Signed
May 4	DE	McKINLEY, Cedric	Signed
May 4	CB	SHERELS, Marcus	Signed
May 3	WR	HAMILTON, Marquis	Signed
May 3	T	NOETHLICH, Bill	Signed
April 30	C	ADAMSKI, Eddie	Signed
April 30	QB	ARCHER, R.J.	Signed
April 30	G	AUSTIN, Thomas	Signed
April 30	T	HANSON, Matt	Signed
April 30	C	HERNANDEZ, Tommy	Signed
April 30	WR	RHEA, Aaron	Signed
April 30	WR	SMALL, Ray	Signed
April 30	S	SKINNER, Terrell	Signed
April 30	WR	TINDAL, Kelton	Signed
April 30	CB	WILLIAMS, Angelo	Signed
April 30	T	WINN, Marlon	Signed
April 21	CB	SHEPPARD, Lito	Signed as Free Agent
April 19	QB	JACKSON, Tarvaris	Signed as RFA
April 15	WR	PERRETTA, Vinny	Waived
April 13	FB	TAHI, Naufahu	Signed as RFA
April 12	S	FRAMPTON, Eric	Signed as RFA
April 12	DT	EVANS, Fred	Signed as RFA
April 12	T	COOK, Ryan	Signed as RFA
March 30	DE	MONTGOMERY, Mike	Signed as Free Agent
March 18	DT	KENNEDY, Jimmy	Signed as UFA
March 15	CB	SAPP, Benny	Signed as UFA
March 9	K	LLOYD, Rhys	Signed as Free Agent
March 5	WR	LEWIS, Greg	Signed as UFA
January 26	T	BROWN, Patrick	Signed as Reserve/Future FA
January 25	DB	ANDERSON, Colt	Signed as Reserve/Future FA
January 25	T	CLARK, Chris	Signed as Reserve/Future FA
January 25	RB	JOHNSON, Ian	Signed as Reserve/Future FA
January 25	DT	JOHNSON, Tremaine	Signed as Reserve/Future FA
January 25	WR	PERRETTA, Vinny	Signed as Reserve/Future FA
January 25	T	RADOVICH, Drew	Signed as Reserve/Future FA
January 25	DB	WRIGHT, DeAndre	Signed as Reserve/Future FA
January 21	RB	JOHNSON, James	Signed as Reserve/Future FA
January 21	WR	BIDDLE, Taye	Signed as Reserve/Future FA

MINNESOTA VIKINGS 2010 PARTICIPATION CHART



DATE	9/9	9/19	9/26	10/11	10/17	10/24	10/31	11/7	11/14	11/21	11/28	12/5	12/12	12/20	12/26	1/2	2010				CAREER	
OPPONENT	@ NO	MIA	DET	@ NYJ	DAL	@ GB	@ NE	ARI	@ CHI	GB	@ WAS	BUF	NYG	CHI	@ PHI	@ DET	GP	GS	DNP	IA	GP	GS
Abdullah, Husain	S	S	S	S	S	I											5	5		1	35	5
Allen, Asher	S	S	P	P	S	S											6	4			16	5
Allen, Jared	S	S	S	S	S	S											6	6			99	93
Anderson, Colt	PS	PS	PS	PS	PS	PS															0	0
Baskett, Hank	N	N	P	I	I	I											1	0		3	60	11
Berrian, Bernard	S	S	S	P	P	P											6	3			96	64
Brinkley, Jasper	P	P	P	P	P	P											6	0			22	4
Brown, Freddie	PS	PS	PS	PS	PS	PS															0	0
Camarillo, Greg	P	P	P	P	P	P											6	0			52	27
Cook, Chris	I	I	S	I	I	P											2	1		4	2	1
Cook, Ryan	P	P	P	S	P	P											6	1			60	34
Cooper, Jon	P	P	I	P	S	DNP											4	1	1	1	5	1
D'Imperio, Ryan	PS	PS	PS	PS	PS	PS															0	0
DeGeare, Chris	I	I	P	P	I	I											2	0		4	2	0
Dugan, Jeff	P	P	P	P	S	P											6	1			69	18
Edwards, Ray	S	S	S	S	S	S											6	6			64	50
Evans, Fred	P	P	I	I	P	I											3	0		3	44	2
Farwell, Heath	P	P	P	P	P	P											6	0			61	0
Favre, Brett	S	S	S	S	S	S											6	6			295	291
Frampton, Eric	P	P	P	P	P	P											6	0			52	0
Gardner, Andrew	N	N	N	PS	PS	PS															1	0
Gerhart, Toby	I	P	P	P	P	P											5	0		1	5	0
Greenway, Chad	S	S	S	S	S	S											6	6			54	53
Griffen, Everson	I	I	I	I	I	P											1			5	1	0
Griffin, Cedric	I	I	S	S	IR	IR	IR	IR	IR	IR	IR	IR	IR	IR	IR	IR	2	2		2	64	56
Guion, Letroy	P	P	P	P	P	P											6	0			15	0
Harvin, Percy	S	S	S	S	S	S											6	6			21	13
Henderson, E.J.	S	S	S	S	S	S											6	6			99	81
Henderson, Erin	P	P	I	P	P	I											4	0		2	16	0
Herrera, Anthony	S	S	S	S	S	S											6	6			64	54
Hutchinson, Steve	S	S	S	S	S	S											6	6			138	138
Jackson, Tarvaris	DNP	DNP	DNP	DNP	DNP	DNP													6		33	19
Johnson, Jaymar	IR	IR	IR	IR	IR	IR	IR	IR	IR	IR	IR	IR	IR	IR	IR	IR			6		6	0
Johnson, Tremaine	PS	PS	PS	PS	PS	PS															0	0
Johnson, Tyrell	P	P	I	I	I	S											3	1		3	34	23
Kennedy, Jimmy	I	I	P	P	I	P											3	0		3	80	31
Kleinsasser, Jim	P	P	P	S	S	P											6	2			155	114
Kluwe, Chris	P	P	P	P	P	P											6	0			85	0
Leber, Ben	P	P	P	S	S	S											6	3			126	104
Lewis, Greg	P	S	S	P	P	S											6	3			109	27
Loadholt, Phil	S	S	S	S	S	S											6	6			21	21
Loeffler, Cullen	P	P	P	P	P	P											6	0			102	0
Longwell, Ryan	P	P	P	P	P	P											6	0			214	0
McKinnie, Bryant	S	S	S	S	S	S											6	6			122	121
Mitchell, Jayme	P	P	I	N	N	N											2	0		1	29	0
Moss, Randy	N	N	N	S	S	S											3	3			193	186
Nalbone, John	N	N	N	PS	N	N															2	0
Olsen, Seth	PS	PS	PS	PS	PS	PS															3	0
Onatolu, Kenny	P	P	P	P	P	P											6	0			22	0
Payne, Logan	PS	PS	PS	N	N	N															2	2
Peterson, Adrian	S	S	S	S	S	S											6	6			52	45
Rice, Sidney	PUP-R	PUP-R	PUP-R	PUP-R	PUP-R	PUP-R															42	22
Robison, Brian	P	P	P	P	P	P											6	0			53	5
Sanford, Jamarca	P	P	P	P	P	P											6	0			20	1
Sheppard, Lito	S	S	P	P	P	I											5	2		1	121	78
Sherels, Marcus	PS	PS	PS	N	PS	PS															0	0
Shiancoe, Visanthe	S	S	S	S	P	P											6	4			118	71
Shuler, Mickey	I	I	N	N	N	N														2	0	0
Sullivan, John	S	S	S	I	DNP	S											4	4	1	1	36	20
Tahi, Naufahu	S	P	P	P	I	S											5	2		1	46	9
Walker, Frank	N	N	N	N	P	P											2	0			84	15
Webb, Joe	I	I	I	I	I	I														6	0	0
Welch, Thomas	PS	PS	PS	PS	PS	PS															0	0
Williams, Kevin	S	S	S	S	S	S											6	6			116	116
Williams, Madieu	S	S	S	S	S	S											6	6			80	76
Williams, Pat	S	S	S	S	S	S											6	6			191	148
Winfield, Antoine	S	S	S	S	S	S											6	6			160	143
Young, Albert	P	I	I	I	P	I											2	0		4	9	0

P-played; S-started; DNP-did not play; IR-injured reserve; N-not with club; I-inactive; NFI-non-football illness; PS-Practice Squad; SUS-Reserve/Suspended; RE-Roster Exemption; PUP-A - Active/Physically Unable to Perform; PUP-R - Reserve/Physically Unable to Perform

GAME-BY-GAME STATISTICS



VIKINGS

	1st Downs				Total Offense								INTs By Minn.				Punts	Punt Returns					KO Returns				Pen	Fum	Scoring					
	T	R	Pa	Pe	Yd	Ru	At	Pa	Sk/Yd	A	C	I	N	Yd	Lg	TD	N/Avg.	N	Yd	FC	Lg	TD	N	Yd	Lg	TD	N/Yd	N/LT	R	P	Rt	PAT	FG	S
at NO	12	5	7	0	253	91	23	162	1/9	27	15	1	0	0	0	0	7/44.3	2	2	2	2	0	2	41	22	0	6/60	1/0	0	1	0	0/1	1/1	0
vs MIA	22	11	11	0	364	156	33	208	3/17	36	22	3	0	0	0	0	2/44.0	3	14	2	14	0	2	44	22	0	7/44	2/1	1	0	0	1/1	1/1	0
vs DET	21	5	11	5	368	183	30	185	2/16	34	23	2	2	19	19	0	5/43.2	5	29	1	12	0	2	41	23	0	12/100	1/1	2	1	0	3/3	1/1	0
at NYJ	16	3	12	1	336	96	24	240	4/24	34	14	1	0	0	0	0	7/42.4	1	22	5	22	0	7	175	44	0	8/51	3/2	0	3	0	2/2	0/0	0
vs DAL	14	7	5	2	188	95	28	93	3/25	19	14	0	2	10	10	0	5/42.4	4	24	0	10	0	3	134	95	1	5/45	1/1	1	1	1	3/3	1/1	0
at GB	21	11	9	1	402	196	36	206	1/6	29	16	3	2	4	4	0	2/50.0	1	13	1	13	0	5	83	48	0	6/40	1/0	2	1	0	3/3	1/1	0
at NE																																		
vs ARI																																		
at CHI																																		
vs GB																																		
at WAS																																		
vs BUF																																		
vs NYG																																		
vs CHI																																		
at PHI																																		
at DET																																		
TOTALS	106	42	55	9	1911	817	174	1094	14/97	179	104	10	6	33	19	0	28/43.7	16	104	11	22	0	21	518	44	1	44/340	9/5	6	7	1	12/13	5/5	0

THIRD DOWN EFFICIENCY: 32-79 (40.5%)

9/9	at New Orleans	5-13	38%	10/17	vs Dallas	6-12	50%	11/14	at Chicago	12/12	vs New York Giants
9/19	vs Miami	5-14	36%	10/24	at Green Bay	6-14	43%	11/21	vs Green Bay	12/20	vs Chicago
9/26	vs Detroit	3-11	27%	10/31	at New England			11/28	at Washington	12/26	at Philadelphia
10/11	at New York Jets	7-15	47%	11/7	vs Arizona			12/5	vs Buffalo	1/2	at Detroit

OPPONENTS

	1st Downs				Total Offense								INTs By Opp.				Punts	Punt Returns					KO Returns				Pen	Fum	Scoring					
	T	R	Pa	Pe	Yd	Ru	At	Pa	Sk/Yd	A	C	I	N	Yd	Lg	TD	N/Avg.	N	Yd	FC	Lg	TD	N	Yd	Lg	TD	N/Yd	N/LT	R	P	Rt	PAT	FG	S
at NO	18	6	12	0	308	79	25	229	1/8	36	27	0	1	5	5	0	5/43.2	3	7	1	6	0	3	70	25	0	3/20	1/0	1	1	0	2/2	0/2	0
vs MIA	12	6	5	1	226	120	29	106	2/8	15	9	0	3	17	17	0	6/40.3	0	0	0	0	0	2	37	19	0	2/15	2/2	0	1	1	2/2	0/0	0
vs DET	17	3	12	2	295	63	19	232	1/5	43	29	2	2	27	27	0	7/42.9	1	0	3	0	0	5	142	35	0	8/67	1/1	0	1	0	1/1	1/2	0
at NYJ	20	8	12	0	328	155	32	173	2/18	44	21	0	1	26	26	1	7/46.3	3	14	3	7	0	4	135	86	0	6/55	1/0	1	0	1	2/2	5/5	0
vs DAL	16	7	9	0	314	94	28	220	0/0	32	24	2	0	0	0	0	5/48.8	2	3	2	3	0	5	81	24	0	11/91	0/0	0	3	0	3/3	0/0	0
at GB	20	5	14	1	379	84	23	295	0/0	35	21	2	3	56	32t	1	2/45.0	2	10	0	9	0	5	104	30	0	2/20	1/0	1	2	1	4/4	0/0	0
at NE																																		
vs ARI																																		
at CHI																																		
vs GB																																		
at WAS																																		
vs BUF																																		
vs NYG																																		
vs CHI																																		
at PHI																																		
at DET																																		
TOTALS	103	35	64	4	1850	595	156	1255	6/39	205	131	6	10	131	32t	2	32/44.3	11	34	9	9	0	24	569	86	0	32/268	6/3	3	8	3	14/14	6/9	0

THIRD DOWN EFFICIENCY: 31-79 (39.2%)

9/9	at New Orleans	3-11	27%	10/17	vs Dallas	9-17	53%	11/14	at Chicago	12/12	vs New York Giants
9/19	vs Miami	5-11	45%	10/24	at Green Bay			11/21	vs Green Bay	12/20	vs Chicago
9/26	vs Detroit	3-12	25%	10/31	at New England			11/28	at Washington	12/26	at Philadelphia
10/11	at New York Jets	5-17	29%	11/7	vs Arizona			12/5	vs Buffalo	1/2	at Detroit

SCORING SUMMARY

VIKINGS								OPPONENTS							
	1ST	2ND	3RD	4TH	OT	Total	Minn. FG		1st	2nd	3rd	4th	OT	Total	Opp. FG
at NO	0	9	0	0	0	9	41	at NO	7	0	7	0	0	14	
vs MIA	0	0	7	3	0	10	28	vs MIA	7	0	7	0	0	14	
vs DET	7	7	10	0	0	24	31	vs DET	7	3	0	0	0	10	33
at NYJ	0	0	7	13	0	20		at NYJ	3	6	6	14	0	29	25, 53, 22, 34, 31
vs DAL	7	0	14	3	0	24	38	vs DAL	7	7	0	7	0	21	
at GB	7	10	7	0	0	24	28	at GB	7	7	14	0	0	28	
at NE								at NE							
vs ARI								vs ARI							
at CHI								at CHI							
vs GB								vs GB							
at WAS								at WAS							
vs BUF								vs BUF							
vs NYG								vs NYG							
vs CHI								vs CHI							
at PHI								at PHI							
at DET								at DET							
TOTALS	21	26	45	19	0	111		TOTALS	38	23	34	21	0	116	

GAME-BY-GAME RUSHING STATISTICS



28 • ADRIAN PETERSON • RB

OPPONENT	No	Yds	Avg	Lg	TD
at NO - 9/9	19	87	4.6	14	0
vs MIA - 9/19	28	145	5.2	23	1
vs DET - 9/26	23	160	7.0	80t	2
at NYJ - 10/11	18	88	4.9	30	0
vs DAL - 10/17	24	73	3.0	15	1
at GB - 10/24	28	131	4.7	17	1
at NE - 10/31					
vs ARI - 11/7					
at CHI - 11/14					
vs GB - 11/21					
at WAS - 11/28					
vs BUF - 12/5					
vs NYG - 12/12					
vs CHI - 12/20					
at PHI - 12/26					
at DET - 1/2					
2010 TOTALS	140	684	4.9	80t	5
CAREER	1055	5168	4.9	80t	45

34 • ALBERT YOUNG • RB

OPPONENT	No	Yds	Avg	Lg	TD
at NO - 9/9	3	2	0.7	2	0
vs MIA - 9/19			INACTIVE		
vs DET - 9/26			INACTIVE		
at NYJ - 10/11			INACTIVE		
vs DAL - 10/17	0	0	0.0	0	0
at GB - 10/24			INACTIVE		
at NE - 10/31					
vs ARI - 11/7					
at CHI - 11/14					
vs GB - 11/21					
at WAS - 11/28					
vs BUF - 12/5					
vs NYG - 12/12					
vs CHI - 12/20					
at PHI - 12/26					
at DET - 1/2					
2010 TOTALS	3	2	0.7	2	0
CAREER	15	55	3.7	10	0

12 • PERCY HARVIN • WR

OPPONENT	No	Yds	Avg	Lg	TD
at NO - 9/9	1	2	2.0	2	0
vs MIA - 9/19	0	0	0.0	0	0
vs DET - 9/26	2	13	6.5	10	0
at NYJ - 10/11	0	0	0.0	0	0
vs DAL - 10/17	2	18	9.0	11	0
at GB - 10/24	3	41	13.7	17t	1
at NE - 10/31					
vs ARI - 11/7					
at CHI - 11/14					
vs GB - 11/21					
at WAS - 11/28					
vs BUF - 12/5					
vs NYG - 12/12					
vs CHI - 12/20					
at PHI - 12/26					
at DET - 1/2					
2010 TOTALS	8	74	9.3	17t	1
CAREER	23	209	9.1	35	1

32 • TOBY GERHART • RB

OPPONENT	No	Yds	Avg	Lg	TD
at NO - 9/9			INACTIVE		
vs MIA - 9/19	4	10	2.5	6	0
vs DET - 9/26	3	12	4.0	8	0
at NYJ - 10/11	2	7	3.5	6	0
vs DAL - 10/17	1	4	4.0	4	0
at GB - 10/24	5	24	4.8	11	0
at NE - 10/31					
vs ARI - 11/7					
at CHI - 11/14					
vs GB - 11/21					
at WAS - 11/28					
vs BUF - 12/5					
vs NYG - 12/12					
vs CHI - 12/20					
at PHI - 12/26					
at DET - 1/2					
2010 TOTALS	15	57	3.8	11	0
CAREER	15	57	3.8	11	0

38 • NAUFABU TAHI • RB

OPPONENT	No	Yds	Avg	Lg	TD
at NO - 9/9	0	0	0.0	0	0
vs MIA - 9/19	1	1	1.0	1	0
vs DET - 9/26	0	0	0.0	0	0
at NYJ - 10/11	0	0	0.0	0	0
vs DAL - 10/17			INACTIVE		
at GB - 10/24	0	0	0.0	0	0
at NE - 10/31					
vs ARI - 11/7					
at CHI - 11/14					
vs GB - 11/21					
at WAS - 11/28					
vs BUF - 12/5					
vs NYG - 12/12					
vs CHI - 12/20					
at PHI - 12/26					
at DET - 1/2					
2010 TOTALS	1	1	1.0	1	0
CAREER	9	19	2.1	1	0

4 • BRETT FAVRE • QB

OPPONENT	No	Yds	Avg	Lg	TD
at NO - 9/9	0	0	0.0	0	0
vs MIA - 9/19	0	0	0.0	0	0
vs DET - 9/26	2	-2	-1.0	-1	0
at NYJ - 10/11	4	1	0.3	2	0
vs DAL - 10/17	1	0	0.0	0	0
at GB - 10/24	0	0	0.0	0	0
at NE - 10/31					
vs ARI - 11/7					
at CHI - 11/14					
vs GB - 11/21					
at WAS - 11/28					
vs BUF - 12/5					
vs NYG - 12/12					
vs CHI - 12/20					
at PHI - 12/26					
at DET - 1/2					
2010 TOTALS	7	-1	-0.1	-1	0
CAREER	592	1835	3.1	40t	14

GAME-BY-GAME PASSING STATISTICS



4 • BRETT FAVRE • QB

OPPONENT	Att	Comp	Yds	Pct.	TD	INT	Lng	Sack	Lost	Rating
at NO - 9/9	27	15	171	55.6%	1	1	33	1	9	71.7
vs MIA - 9/19	36	22	225	61.1%	0	3	33	3	17	44.3
vs DET - 9/26	34	23	201	67.6%	1	2	24t	2	16	68.4
at NYJ - 10/11	34	14	264	41.1%	3	1	37t	4	24	85.9
vs DAL - 10/17	19	14	118	73.7%	1	0	20	3	25	106.9
at GB - 10/24	29	16	212	55.2%	1	3	37	1	6	46.9
at NE - 10/31										
vs ARI - 11/7										
at CHI - 11/14										
vs GB - 11/21										
at WAS - 11/28										
vs BUF - 12/5										
vs NYG - 12/12										
vs CHI - 12/20										
at PHI - 12/26										
at DET - 1/2										
2010 TOTALS	179	104	1191	58.1%	7	10	37t	12	81	68.0
CAREER	9990	6187	70520	61.9%	504	327	99t	515	3429	86.3

GAME-BY-GAME RECEIVING STATISTICS



87 · BERNARD BERRIAN · WR

OPPONENT	No	Yds	Avg	Lg	TD
at NO - 9/9	1	3	3.0	3	0
vs MIA - 9/19	2	24	12.0	12	0
vs DET - 9/26	2	11	5.5	6	0
at NYJ - 10/11	0	0	0.0	0	0
vs DAL - 10/17	1	4	4.0	4	0
at GB - 10/24	1	30	30.0	30	0
at NE - 10/31					
vs ARI - 11/7					
at CHI - 11/14					
vs GB - 11/21					
at WAS - 11/28					
vs BUF - 12/5					
vs NYG - 12/12					
vs CHI - 12/20					
at PHI - 12/26					
at DET - 1/2					
2010 TOTALS	7	72	10.3	30	0
CAREER	260	3851	14.8	99t	24

12 · PERCY HARVIN · WR

OPPONENT	No	Yds	Avg	Lg	TD
at NO - 9/9	1	12	12.0	12	0
vs MIA - 9/19	5	32	6.4	13	0
vs DET - 9/26	6	62	10.3	24t	1
at NYJ - 10/11	5	97	19.4	34	2
vs DAL - 10/17	3	21	7.0	10	0
at GB - 10/24	5	65	13.0	37	0
at NE - 10/31					
vs ARI - 11/7					
at CHI - 11/14					
vs GB - 11/21					
at WAS - 11/28					
vs BUF - 12/5					
vs NYG - 12/12					
vs CHI - 12/20					
at PHI - 12/26					
at DET - 1/2					
2010 TOTALS	25	289	11.6	24t	3
CAREER	85	1079	12.7	51t	9

84 · RANDY MOSS · WR

OPPONENT	No	Yds	Avg	Lg	TD
at NO - 9/9	NOT WITH TEAM				
vs MIA - 9/19	NOT WITH TEAM				
vs DET - 9/26	NOT WITH TEAM				
at NYJ - 10/11	4	81	20.3	37t	1
vs DAL - 10/17	5	55	11.0	18	0
at GB - 10/24	3	30	10.0	13	1
at NE - 10/31					
vs ARI - 11/7					
at CHI - 11/14					
vs GB - 11/21					
at WAS - 11/28					
vs BUF - 12/5					
vs NYG - 12/12					
vs CHI - 12/20					
at PHI - 12/26					
at DET - 1/2					
2010 TOTALS (TM)	12	166	13.8	37t	2
CAREER	947	14770	15.6	82t	153

85 · GREG CAMARILLO · WR

OPPONENT	No	Yds	Avg	Lg	TD
at NO - 9/9	1	29	29.0	29	0
vs MIA - 9/19	1	3	3.0	3	0
vs DET - 9/26	2	16	8.0	10	0
at NYJ - 10/11	0	0	0.0	0	0
vs DAL - 10/17	2	15	7.5	10t	1
at GB - 10/24	0	0	0.0	0	0
at NE - 10/31					
vs ARI - 11/7					
at CHI - 11/14					
vs GB - 11/21					
at WAS - 11/28					
vs BUF - 12/5					
vs NYG - 12/12					
vs CHI - 12/20					
at PHI - 12/26					
at DET - 1/2					
2010 TOTALS	6	63	10.5	29	1
CAREER	119	1388	11.7	64t	5

81 · VISANTHE SHIANCOE · TE

OPPONENT	No	Yds	Avg	Lg	TD
at NO - 9/9	4	76	19.0	33	1
vs MIA - 9/19	6	86	14.3	33	0
vs DET - 9/26	1	7	7.0	7	0
at NYJ - 10/11	2	28	14.0	20	0
vs DAL - 10/17	0	0	0.0	0	0
at GB - 10/24	3	30	10.0	14	0
at NE - 10/31					
vs ARI - 11/7					
at CHI - 11/14					
vs GB - 11/21					
at WAS - 11/28					
vs BUF - 12/5					
vs NYG - 12/12					
vs CHI - 12/20					
at PHI - 12/26					
at DET - 1/2					
2010 TOTALS	16	227	14.2	33	1
CAREER	176	1965	11.2	79	23

17 · GREG LEWIS · WR

OPPONENT	No	Yds	Avg	Lg	TD
at NO - 9/9	1	12	12.0	12	0
vs MIA - 9/19	1	14	14.0	14	0
vs DET - 9/26	3	30	10.0	14	0
at NYJ - 10/11	1	33	33.0	33	0
vs DAL - 10/17	0	0	0.0	0	0
at GB - 10/24	0	0	0.0	0	0
at NE - 10/31					
vs ARI - 11/7					
at CHI - 11/14					
vs GB - 11/21					
at WAS - 11/28					
vs BUF - 12/5					
vs NYG - 12/12					
vs CHI - 12/20					
at PHI - 12/26					
at DET - 1/2					
2010 TOTALS	6	89	14.8	14	0
CAREER	141	1884	13.4	52t	8

40 · JIM KLEINSASSER · TE

OPPONENT	No	Yds	Avg	Lg	TD
at NO - 9/9	1	6	6.0	6	0
vs MIA - 9/19	1	20	20.0	20	0
vs DET - 9/26	2	17	8.5	10	0
at NYJ - 10/11	1	5	5.0	5	0
vs DAL - 10/17	2	25	12.5	20	0
at GB - 10/24	1	10	10.0	10	0
at NE - 10/31					
vs ARI - 11/7					
at CHI - 11/14					
vs GB - 11/21					
at WAS - 11/28					
vs BUF - 12/5					
vs NYG - 12/12					
vs CHI - 12/20					
at PHI - 12/26					
at DET - 1/2					
2010 TOTALS	8	83	10.4	20	0
CAREER	182	1619	8.9	39	6

83 · JEFF DUGAN · TE

OPPONENT	No	Yds	Avg	Lg	TD
at NO - 9/9	1	8	8.0	8	0
vs MIA - 9/19	0	0	0.0	0	0
vs DET - 9/26	1	10	10.0	10	0
at NYJ - 10/11	0	0	0.0	0	0
vs DAL - 10/17	0	0	0.0	0	0
at GB - 10/24	0	0	0.0	0	0
at NE - 10/31					
vs ARI - 11/7					
at CHI - 11/14					
vs GB - 11/21					
at WAS - 11/28					
vs BUF - 12/5					
vs NYG - 12/12					
vs CHI - 12/20					
at PHI - 12/26					
at DET - 1/2					
2010 TOTALS	2	18	9.0	10	0
CAREER	24	173	7.2	27	3

28 · ADRIAN PETERSON · RB

OPPONENT	No	Yds	Avg	Lg	TD
at NO - 9/9	3	14	4.7	11	0
vs MIA - 9/19	5	41	8.2	16	0
vs DET - 9/26	5	30	6.0	17	0
at NYJ - 10/11	1	20	20.0	20	0
vs DAL - 10/17	1	-2	-2.0	-2	0
at GB - 10/24	2	41	20.5	26	0
at NE - 10/31					
vs ARI - 11/7					
at CHI - 11/14					
vs GB - 11/21					
at WAS - 11/28					
vs BUF - 12/5					
vs NYG - 12/12					
vs CHI - 12/20					
at PHI - 12/26					
at DET - 1/2					
2010 TOTALS	17	144	8.5	17	0
CAREER	100	973	9.7	63	1

GAME-BY-GAME RECEIVING STATISTICS



32 • TOBY GERHART • RB

OPPONENT	No	Yds	Avg	Lg	TD
at NO - 9/9	INACTIVE				
vs MIA - 9/19	1	5	5.0	5	0
vs DET - 9/26	0	0	0.0	0	0
at NYJ - 10/11	0	0	0.0	0	0
vs DAL - 10/17	0	0	0.0	0	0
at GB - 10/24	1	6	6.0	6	0
at NE - 10/31					
vs ARI - 11/7					
at CHI - 11/14					
vs GB - 11/21					
at WAS - 11/28					
vs BUF - 12/5					
vs NYG - 12/12					
vs CHI - 12/20					
at PHI - 12/26					
at DET - 1/2					
2010 TOTALS	2	11	5.5	5	0
CAREER	2	11	5.5	5	0

19 • HANK BASKETT • WR

OPPONENT	No	Yds	Avg	Lg	TD
at NO - 9/9	NOT WITH TEAM				
vs MIA - 9/19	NOT WITH TEAM				
vs DET - 9/26	1	18	18.0	18	0
at NYJ - 10/11	INACTIVE				
vs DAL - 10/17	INACTIVE				
at GB - 10/24	INACTIVE				
at NE - 10/31					
vs ARI - 11/7					
at CHI - 11/14					
vs GB - 11/21					
at WAS - 11/28					
vs BUF - 12/5					
vs NYG - 12/12					
vs CHI - 12/20					
at PHI - 12/26					
at DET - 1/2					
2010 TOTALS	1	18	18.0	18	0
CAREER	77	1098	14.3	90t	6

34 • ALBERT YOUNG • RB

OPPONENT	No	Yds	Avg	Lg	TD
at NO - 9/9	2	11	5.5	13	0
vs MIA - 9/19	INACTIVE				
vs DET - 9/26	INACTIVE				
at NYJ - 10/11	INACTIVE				
vs DAL - 10/17	0	0	0.0	0	0
at GB - 10/24	INACTIVE				
at NE - 10/31					
vs ARI - 11/7					
at CHI - 11/14					
vs GB - 11/21					
at WAS - 11/28					
vs BUF - 12/5					
vs NYG - 12/12					
vs CHI - 12/20					
at PHI - 12/26					
at DET - 1/2					
2010 TOTALS	2	11	5.5	13	0
CAREER	2	11	5.5	13	0

GAME-BY-GAME SPECIAL TEAMS STATISTICS



KICK RETURNS

12 • PERCY HARVIN • WR

OPPONENT	No	Yds	Avg	FC	Lg	TD
at NO - 9/9	2	41	20.5	0	22	0
vs MIA - 9/19	2	44	22.0	0	22	0
vs DET - 9/26	2	41	20.5	0	23	0
at NYJ - 10/11	7	175	25.0	0	44	0
vs DAL - 10/17	3	134	44.7	0	95t	1
at GB - 10/24	3	81	27.0	0	48	0
at NE - 10/31						
vs ARI - 11/7						
at CHI - 11/14						
vs GB - 11/21						
at WAS - 11/28						
vs BUF - 12/5						
vs NYG - 12/12						
vs CHI - 12/20						
at PHI - 12/26						
at DET - 1/2						
2010 TOTALS	19	516	27.2	0	23	1
CAREER	61	1672	27.4	0	101t	3

PUNT RETURNS

85 • GREG CAMARILLO • WR

OPPONENT	No	Yds	Avg	FC	Lg	TD
at NO - 9/9	0	0	0.0	0	0	0
vs MIA - 9/19	2	14	7.0	2	14	0
vs DET - 9/26	5	29	5.5	1	12	0
at NYJ - 10/11	1	22	22.0	5	22	0
vs DAL - 10/17	4	24	6.0	0	10	0
at GB - 10/24	1	13	13.0	1	13	0
at NE - 10/31						
vs ARI - 11/7						
at CHI - 11/14						
vs GB - 11/21						
at WAS - 11/28						
vs BUF - 12/5						
vs NYG - 12/12						
vs CHI - 12/20						
at PHI - 12/26						
at DET - 1/2						
2010 TOTALS	13	102	7.8	9	22	0
CAREER	13	102	7.8	9	22	0

87 • BERNARD BERRIAN • WR

OPPONENT	No	Yds	Avg	FC	Lg	TD
at NO - 9/9	2	2	1.0	2	2	0
vs MIA - 9/19	1	0	0.0	0	0	0
vs DET - 9/26	0	0	0.0	0	0	0
at NYJ - 10/11	0	0	0.0	0	0	0
vs DAL - 10/17	0	0	0.0	0	0	0
at GB - 10/24	0	0	0.0	0	0	0
at NE - 10/31						
vs ARI - 11/7						
at CHI - 11/14						
vs GB - 11/21						
at WAS - 11/28						
vs BUF - 12/5						
vs NYG - 12/12						
vs CHI - 12/20						
at PHI - 12/26						
at DET - 1/2						
2010 TOTALS	3	2	0.7	2	2	0
CAREER	24	215	9.0	12	82t	1

GAME-BY-GAME SPECIAL TEAMS STATISTICS



PUNTING

5 • CHRIS KLUWE • P

OPPONENT	No	Yds	Avg	Ret.	Ret. Yds.	Net Yds.	Net Avg.	TB	I20	LG	BL
at NO - 9/9	7	310	44.3	3	7	303	43.3	0	2	49	0
vs MIA - 9/19	2	88	44.0	0	0	68	34.0	1	0	50	0
vs DET - 9/26	5	216	43.2	1	0	216	43.2	0	4	49	0
at NYJ - 10/11	7	297	40.4	3	14	283	40.4	0	1	59	0
vs DAL - 10/17	5	212	42.4	2	3	209	41.8	0	4	53	0
at GB - 10/24	2	100	50.0	2	10	90	45.0	0	0	50	0
at NE - 10/31											
vs ARI - 11/7											
at CHI - 11/14											
vs GB - 11/21											
at WAS - 11/28											
vs BUF - 12/5											
vs NYG - 12/12											
vs CHI - 12/20											
at PHI - 12/26											
at DET - 1/2											
2010 TOTALS	28	1,223	43.7	11	34	1,169	41.8	1	11	50	0
CAREER	419	18,583	44.4	220	2,313	15,370	36.7	45	137	70	1

KICKING

8 • RYAN LONGWELL • K

OPPONENT	1-19		20-29		30-39		40-49		50+		FGs		FG Pct	PATs	
	M	A	M	A	M	A	M	A	M	A	M	A		M	A
at NO - 9/9							1	1			1	1	100.0%	0	1
vs MIA - 9/19			1	1							1	1	100.0%	1	1
vs DET - 9/26					1	1					1	1	100.0%	3	3
at NYJ - 10/11											0	0		2	2
vs DAL - 10/17					1	1					1	1	100.0%	3	3
at GB - 10/24			1	1							1	1	100.0%	3	3
at NE - 10/31															
vs ARI - 11/7															
at CHI - 11/14															
vs GB - 11/21															
at WAS - 11/28															
vs BUF - 12/5															
vs NYG - 12/12															
vs CHI - 12/20															
at PHI - 12/26															
at DET - 1/2															
2010 TOTALS	0	0	2	2	2	2	1	1	0	0	5	5	100.0%	12	13
CAREER	9	9	91	96	115	131	90	121	22	36	327	393	83.2%	548	556

GAME-BY-GAME DEFENSIVE STATISTICS



69 • JARED ALLEN • DE

OPPONENT	U	A	T	TFL	SK	QH	FF	FR	INT	PD
at NO - 9/9	4	2	6	0.0	0.0	0	0	0	0	0
vs MIA - 9/19	3	1	4	0.0	1.0	0	0	0	0	0
vs DET - 9/26	3	3	6	0.0	0.0	0	0	0	0	1
at NYJ - 10/11	6	1	7	0.0	0.0	3	0	0	0	0
vs DAL - 10/17	1	4	5	0.0	0.0	5	0	0	0	0
at GB - 10/24	1	1	2	0.0	0.0	4	0	0	1	1
at NE - 10/31										
vs ARI - 11/7										
at CHI - 11/14										
vs GB - 11/21										
at WAS - 11/28										
vs BUF - 12/5										
vs NYG - 12/12										
vs CHI - 12/20										
at PHI - 12/26										
at DET - 1/2										
2010 TOTALS	18	12	30	0.0	1.0	12	0	0	1	2
CAREER	341	100	441	22.0	73.0	226	24	11	3	35

91 • RAY EDWARDS • DE

OPPONENT	U	A	T	TFL	SK	QH	FF	FR	INT	PD
at NO - 9/9	1	2	3	0.0	0.0	1	0	0	0	0
vs MIA - 9/19	2	2	4	0.0	0.0	0	0	0	0	1
vs DET - 9/26	0	1	1	0.0	0.0	1	0	0	0	0
at NYJ - 10/11	5	2	7	0.0	1.5	1	1	0	0	0
vs DAL - 10/17	2	3	5	0.0	0.0	3	0	0	0	0
at GB - 10/24	2	1	3	0.0	0.0	2	0	0	0	0
at NE - 10/31										
vs ARI - 11/7										
at CHI - 11/14										
vs GB - 11/21										
at WAS - 11/28										
vs BUF - 12/5										
vs NYG - 12/12										
vs CHI - 12/20										
at PHI - 12/26										
at DET - 1/2										
2010 TOTALS	12	11	23	0.0	1.5	8	1	0	0	1
CAREER	153	63	216	25.0	23.0	124	9	2	0	13

94 • PAT WILLIAMS • DT

OPPONENT	U	A	T	TFL	SK	QH	FF	FR	INT	PD
at NO - 9/9	3	1	4	0.0	0.0	0	0	0	0	0
vs MIA - 9/19	3	2	5	1.0	0.0	0	1	0	0	0
vs DET - 9/26	2	1	3	0.0	0.0	0	0	0	0	0
at NYJ - 10/11	2	1	3	0.0	0.0	1	0	0	0	0
vs DAL - 10/17	2	1	3	0.0	0.0	2	0	0	0	0
at GB - 10/24	1	1	2	0.0	0.0	0	0	0	0	0
at NE - 10/31										
vs ARI - 11/7										
at CHI - 11/14										
vs GB - 11/21										
at WAS - 11/28										
vs BUF - 12/5										
vs NYG - 12/12										
vs CHI - 12/20										
at PHI - 12/26										
at DET - 1/2										
2010 TOTALS	13	7	20	1.0	0.0	3	1	0	0	0
CAREER	569	269	838	43.0	20.5	80	9	7	1	26

51 • BEN LEBER • LB

OPPONENT	U	A	T	TFL	SK	QH	FF	FR	INT	PD
at NO - 9/9	6	2	8	1.0	0.0	1	0	0	0	1
vs MIA - 9/19	1	3	4	0.0	0.0	0	0	0	0	0
vs DET - 9/26	0	4	4	0.0	0.0	0	0	0	1	0
at NYJ - 10/11	1	3	4	0.0	0.0	0	0	0	0	1
vs DAL - 10/17	5	2	7	0.0	0.0	0	0	0	0	0
at GB - 10/24	2	0	2	0.0	0.0	0	0	0	0	0
at NE - 10/31										
vs ARI - 11/7										
at CHI - 11/14										
vs GB - 11/21										
at WAS - 11/28										
vs BUF - 12/5										
vs NYG - 12/12										
vs CHI - 12/20										
at PHI - 12/26										
at DET - 1/2										
2010 TOTALS	15	14	29	1.0	0.0	1	0	0	1	2
CAREER	385	153	538	24.0	24.0	35	10	10	5	35

73 • JIMMY KENNEDY • DT

OPPONENT	U	A	T	TFL	SK	QH	FF	FR	INT	PD
at NO - 9/9										
vs MIA - 9/19	INACTIVE									
vs DET - 9/26	2	1	3	1.0	0.0	0	0	0	0	0
at NYJ - 10/11	1	0	1	0.0	0.5	0	0	0	0	0
vs DAL - 10/17	INACTIVE									
at GB - 10/24	0	1	1	0.0	0.0	0	0	0	0	0
at NE - 10/31										
vs ARI - 11/7										
at CHI - 11/14										
vs GB - 11/21										
at WAS - 11/28										
vs BUF - 12/5										
vs NYG - 12/12										
vs CHI - 12/20										
at PHI - 12/26										
at DET - 1/2										
2010 TOTALS	3	2	5	1.0	0.5	0	0	0	0	0
CAREER	111	87	198	5.0	8.5	13	2	2	0	3

92 • JAYME MITCHELL • DE

OPPONENT	U	A	T	TFL	SK	QH	FF	FR	INT	PD
at NO - 9/9	1	0	1	0.0	1.0	0	0	0	0	0
vs MIA - 9/19	0	0	0	0.0	0.0	0	0	0	0	0
vs DET - 9/26	INACTIVE									
at NYJ - 10/11	NOT WITH TEAM									
vs DAL - 10/17	NOT WITH TEAM									
at GB - 10/24	NOT WITH TEAM									
at NE - 10/31										
vs ARI - 11/7										
at CHI - 11/14										
vs GB - 11/21										
at WAS - 11/28										
vs BUF - 12/5										
vs NYG - 12/12										
vs CHI - 12/20										
at PHI - 12/26										
at DET - 1/2										
2010 TOTALS	1	0	1	0.0	1.0	0	0	0	0	0
CAREER	17	12	29	1.0	5.0	19	1	0	0	1

96 • BRIAN ROBISON • DE

OPPONENT	U	A	T	TFL	SK	QH	FF	FR	INT	PD
at NO - 9/9	1	0	1	0.0	0.0	0	0	0	0	0
vs MIA - 9/19	0	0	0	0.0	0.0	0	0	0	0	0
vs DET - 9/26	3	0	3	0.0	1.0	0	0	0	0	0
at NYJ - 10/11	1	0	1	0.0	0.0	1	0	0	0	0
vs DAL - 10/17	0	0	0	0.0	0.0	0	0	0	0	0
at GB - 10/24	0	0	0	0.0	0.0	1	0	0	0	0
at NE - 10/31										
vs ARI - 11/7										
at CHI - 11/14										
vs GB - 11/21										
at WAS - 11/28										
vs BUF - 12/5										
vs NYG - 12/12										
vs CHI - 12/20										
at PHI - 12/26										
at DET - 1/2										
2010 TOTALS	5	0	5	0.0	1.0	2	0	0	0	0
CAREER	42	20	62	11.0	12.5	48	2	0	0	1

52 • CHAD GREENWAY • LB

OPPONENT	U	A	T	TFL	SK	QH	FF	FR	INT	PD
at NO - 9/9	8	3	11	1.0	0.0	0	0	0	0	0
vs MIA - 9/19	6	3	9	2.0	0.0	0	0	0	0	0
vs DET - 9/26	10	4	14	0.0	0.0	0	0	0	0	0
at NYJ - 10/11	7	2	9	1.0	0.0	0	0	0	0	0
vs DAL - 10/17	8	2	10	0.0	0.0	0	0	0	0	0
at GB - 10/24	10	2	12	3.0	0.0	0	1	0	0	0
at NE - 10/31										
vs ARI - 11/7										
at CHI - 11/14										
vs GB - 11/21										
at WAS - 11/28										
vs BUF - 12/5										
vs NYG - 12/12										
vs CHI - 12/20										
at PHI - 12/26										
at DET - 1/2										
2010 TOTALS	49	16	65	7.0	0.0	0	1	0	0	0
CAREER	323	149	472	22.0	5.5	22	9	7	5	20

90 • FRED EVANS • DT

OPPONENT	U	A	T	TFL	SK	QH	FF	FR	INT	PD
at NO - 9/9	0	0	0	0.0	0.0	0	0	0	0	0
vs MIA - 9/19	0	0	0	0.0	0.0	0	0	0	0	0
vs DET - 9/26	INACTIVE									
at NYJ - 10/11	INACTIVE									
vs DAL - 10/17	0	1	1	0.0	0.0	0	0	0	0	0
at GB - 10/24	INACTIVE									
at NE - 10/31										
vs ARI - 11/7										
at CHI - 11/14										
vs GB - 11/21										
at WAS - 11/28										
vs BUF - 12/5										
vs NYG - 12/12										
vs CHI - 12/20										
at PHI - 12/26										
at DET - 1/2										
2010 TOTALS	0	1	1	0.0	0.0	0	0	0	0	0
CAREER	21	15	36	1.0	1.0	22	0	0	0	0

GAME-BY-GAME DEFENSIVE STATISTICS



50 · ERIN HENDERSON · LB

OPPONENT	U	A	T	TFL	SK	QH	FF	FR	INT	PD
at NO - 9/9	0	0	0	0.0	0.0	0	0	0	0	0
vs MIA - 9/19	1	0	1	0.0	0.0	0	0	1	0	0
vs DET - 9/26	INACTIVE									
at NYJ - 10/11	0	0	0	0.0	0.0	0	0	0	0	0
vs DAL - 10/17	0	0	0	0.0	0.0	0	0	0	0	0
at GB - 10/24	INACTIVE									
at NE - 10/31										
vs ARI - 11/7										
at CHI - 11/14										
vs GB - 11/21										
at WAS - 11/28										
vs BUF - 12/5										
vs NYG - 12/12										
vs CHI - 12/20										
at PHI - 12/26										
at DET - 1/2										
2010 TOTALS	1	0	1	0.0	0.0	0	0	1	0	0
CAREER	4	0	4	0.0	0.0	0	1	2	0	0

31 · CHRIS COOK · CB

OPPONENT	U	A	T	TFL	SK	QH	FF	FR	INT	PD
at NO - 9/9	INACTIVE									
vs MIA - 9/19	INACTIVE									
vs DET - 9/26	5	1	6	0.0	0.0	0	0	0	0	1
at NYJ - 10/11	INACTIVE									
vs DAL - 10/17	INACTIVE									
at GB - 10/24	3	0	3	0.0	0.0	0	0	0	0	0
at NE - 10/31										
vs ARI - 11/7										
at CHI - 11/14										
vs GB - 11/21										
at WAS - 11/28										
vs BUF - 12/5										
vs NYG - 12/12										
vs CHI - 12/20										
at PHI - 12/26										
at DET - 1/2										
2010 TOTALS	8	1	9	0.0	0.0	0	0	0	0	1
CAREER	8	1	9	0	0	0	0	0	0	1

33 · JAMARCA SANFORD · S

OPPONENT	U	A	T	TFL	SK	QH	FF	FR	INT	PD
at NO - 9/9	0	0	0	0.0	0.0	0	0	0	0	0
vs MIA - 9/19	0	0	0	0.0	0.0	0	0	0	0	0
vs DET - 9/26	0	0	0	0.0	0.0	0	0	0	0	0
at NYJ - 10/11	0	0	0	0.0	0.0	0	0	0	0	0
vs DAL - 10/17	3	0	3	0.0	0.0	0	0	0	0	0
at GB - 10/24	0	0	0	0.0	0.0	0	0	0	0	0
at NE - 10/31										
vs ARI - 11/7										
at CHI - 11/14										
vs GB - 11/21										
at WAS - 11/28										
vs BUF - 12/5										
vs NYG - 12/12										
vs CHI - 12/20										
at PHI - 12/26										
at DET - 1/2										
2010 TOTALS	3	0	3	0.0	0.0	0	0	0	0	0
CAREER	15	3	18	0.0	0.0	0	1	0	0	0

41 · FRANK WALKER · CB

OPPONENT	U	A	T	TFL	SK	QH	FF	FR	INT	PD
at NO - 9/9	NOT WITH TEAM									
vs MIA - 9/19	NOT WITH TEAM									
vs DET - 9/26	NOT WITH TEAM									
at NYJ - 10/11	NOT WITH TEAM									
vs DAL - 10/17	0	0	0	0.0	0.0	0	0	0	0	0
at GB - 10/24	3	1	4	0.0	0.0	0	0	0	0	1
at NE - 10/31										
vs ARI - 11/7										
at CHI - 11/14										
vs GB - 11/21										
at WAS - 11/28										
vs BUF - 12/5										
vs NYG - 12/12										
vs CHI - 12/20										
at PHI - 12/26										
at DET - 1/2										
2010 TOTALS	3	1	4	0.0	0.0	0	0	0	0	1
CAREER	91	22	113	0.0	0.0	0	3	1	7	29

20 · MADIEU WILLIAMS · S

OPPONENT	U	A	T	TFL	SK	QH	FF	FR	INT	PD
at NO - 9/9	4	4	8	0.0	0.0	0	0	0	0	1
vs MIA - 9/19	5	2	7	0.0	0.0	0	0	0	0	0
vs DET - 9/26	4	4	8	0.0	0.0	0	0	0	0	1
at NYJ - 10/11	9	2	11	0.0	0.0	0	1	0	0	0
vs DAL - 10/17	3	3	6	1.0	0.0	0	0	0	0	0
at GB - 10/24	4	2	6	0.0	0.0	0	0	0	1	1
at NE - 10/31										
vs ARI - 11/7										
at CHI - 11/14										
vs GB - 11/21										
at WAS - 11/28										
vs BUF - 12/5										
vs NYG - 12/12										
vs CHI - 12/20										
at PHI - 12/26										
at DET - 1/2										
2010 TOTALS	29	17	46	1.0	0.0	0	1	0	1	3
CAREER	322	113	435	1.0	4.0	3	4	4	12	44

39 · HUSAIN ABDULLAH · S

OPPONENT	U	A	T	TFL	SK	QH	FF	FR	INT	PD
at NO - 9/9	4	3	7	0.0	0.0	0	0	0	0	1
vs MIA - 9/19	2	6	8	0.0	0.0	0	0	0	0	0
vs DET - 9/26	8	0	8	0.0	0.0	0	0	0	0	2
at NYJ - 10/11	6	4	10	0.0	0.0	0	0	0	0	0
vs DAL - 10/17	3	0	3	0.0	0.0	0	0	0	0	1
at GB - 10/24	INACTIVE									
at NE - 10/31										
vs ARI - 11/7										
at CHI - 11/14										
vs GB - 11/21										
at WAS - 11/28										
vs BUF - 12/5										
vs NYG - 12/12										
vs CHI - 12/20										
at PHI - 12/26										
at DET - 1/2										
2010 TOTALS	23	13	36	0.0	0.0	0	0	0	0	4
CAREER	26	14	40	0.0	1.0	0	0	0	0	4

21 · ASHER ALLEN · CB

OPPONENT	U	A	T	TFL	SK	QH	FF	FR	INT	PD
at NO - 9/9	5	3	8	0.0	0.0	0	0	0	0	1
vs MIA - 9/19	2	1	3	0.0	0.0	0	0	0	0	0
vs DET - 9/26	0	0	0	0.0	0.0	0	0	0	0	0
at NYJ - 10/11	5	0	5	0.0	0.0	0	0	0	0	2
vs DAL - 10/17	1	1	2	0.0	0.0	0	0	0	0	0
at GB - 10/24	2	1	3	0.0	0.0	0	0	0	0	0
at NE - 10/31										
vs ARI - 11/7										
at CHI - 11/14										
vs GB - 11/21										
at WAS - 11/28										
vs BUF - 12/5										
vs NYG - 12/12										
vs CHI - 12/20										
at PHI - 12/26										
at DET - 1/2										
2010 TOTALS	15	6	21	0.0	0.0	0	0	0	0	3
CAREER	35	9	44	1.0	1.0	0	1	0	1	4

25 · TYRELL JOHNSON · S

OPPONENT	U	A	T	TFL	SK	QH	FF	FR	INT	PD
at NO - 9/9	0	0	0	0.0	0.0	0	0	0	0	0
vs MIA - 9/19	0	0	0	0.0	0.0	0	0	0	0	0
vs DET - 9/26	INACTIVE									
at NYJ - 10/11	INACTIVE									
vs DAL - 10/17	INACTIVE									
at GB - 10/24	1	2	3	0.0	0.0	0	0	0	0	0
at NE - 10/31										
vs ARI - 11/7										
at CHI - 11/14										
vs GB - 11/21										
at WAS - 11/28										
vs BUF - 12/5										
vs NYG - 12/12										
vs CHI - 12/20										
at PHI - 12/26										
at DET - 1/2										
2010 TOTALS	1	2	3	0.0	0.0	0	0	0	0	0
CAREER	75	28	103	2.0	0.0	1	0	2	2	10

26 · ANTOINE WINFIELD · CB

OPPONENT	U	A	T	TFL	SK	QH	FF	FR	INT	PD
at NO - 9/9	6	3	9	0.0	0.0	0	0	0	0	0
vs MIA - 9/19	3	2	5	0.0	0.0	1	0	0	0	0
vs DET - 9/26	11	2	13	1.0	0.0	0	0	0	1	1
at NYJ - 10/11	2	0	2	0.0	0.0	0	0	0	0	2
vs DAL - 10/17	9	4	13	0.0	0.0	0	0	0	0	1
at GB - 10/24	5	3	8	0.0	0.0	0	0	0	0	0
at NE - 10/31										
vs ARI - 11/7										
at CHI - 11/14										
vs GB - 11/21										
at WAS - 11/28										
vs BUF - 12/5										
vs NYG - 12/12										
vs CHI - 12/20										
at PHI - 12/26										
at DET - 1/2										
2010 TOTALS	36	14	50	1.0	0.0	1	0	0	1	4
CAREER	756	211	967	42.0	4.0	19	11	9	22	141

SPECIAL TEAMS TACKLES



59 - HEATH FARWELL - LB

OPPONENT	U	A	T	FF	FR	BK
at NO - 9/9	2	1	3	0	0	0
vs MIA - 9/19	1	0	1	0	0	0
vs DET - 9/26	1	0	1	0	0	0
at NYJ - 10/11	1	1	2	0	0	0
vs DAL - 10/17	0	0	0	0	0	0
at GB - 10/24	1	0	1	0	0	0
at NE - 10/31						
vs ARI - 11/7						
at CHI - 11/14						
vs GB - 11/21						
at WAS - 11/28						
vs BUF - 12/5						
vs NYG - 12/12						
vs CHI - 12/20						
at PHI - 12/26						
at DET - 1/2						
2010 TOTALS	6	2	8	0	0	0

55 - KENNY ONATOLU - LB

OPPONENT	U	A	T	FF	FR	BK
at NO - 9/9	1	1	2	0	0	0
vs MIA - 9/19	1	0	1	0	0	0
vs DET - 9/26	0	0	0	0	0	0
at NYJ - 10/11	1	0	1	0	0	0
vs DAL - 10/17	0	0	0	0	0	0
at GB - 10/24	1	0	1	0	0	0
at NE - 10/31						
vs ARI - 11/7						
at CHI - 11/14						
vs GB - 11/21						
at WAS - 11/28						
vs BUF - 12/5						
vs NYG - 12/12						
vs CHI - 12/20						
at PHI - 12/26						
at DET - 1/2						
2010 TOTALS	4	1	5	0	0	0

50 - ERIN HENDERSON - LB

OPPONENT	U	A	T	FF	FR	BK
at NO - 9/9	1	0	1	0	0	0
vs MIA - 9/19	0	1	1	0	0	0
vs DET - 9/26	INACTIVE					
at NYJ - 10/11	1	0	1	0	0	0
vs DAL - 10/17	1	1	2	0	0	0
at GB - 10/24	INACTIVE					
at NE - 10/31						
vs ARI - 11/7						
at CHI - 11/14						
vs GB - 11/21						
at WAS - 11/28						
vs BUF - 12/5						
vs NYG - 12/12						
vs CHI - 12/20						
at PHI - 12/26						
at DET - 1/2						
2010 TOTALS	3	2	5	0	0	0

39 - HUSAIN ABDULLAH - S

OPPONENT	U	A	T	FF	FR	BK
at NO - 9/9	1	0	1	0	0	0
vs MIA - 9/19	0	0	0	0	0	0
vs DET - 9/26	0	0	0	0	0	0
at NYJ - 10/11	0	0	0	0	0	0
vs DAL - 10/17	0	0	0	0	0	0
at GB - 10/24	INACTIVE					
at NE - 10/31						
vs ARI - 11/7						
at CHI - 11/14						
vs GB - 11/21						
at WAS - 11/28						
vs BUF - 12/5						
vs NYG - 12/12						
vs CHI - 12/20						
at PHI - 12/26						
at DET - 1/2						
2010 TOTALS	1	0	1	0	0	0

52 - CHAD GREENWAY - LB

OPPONENT	U	A	T	FF	FR	BK
at NO - 9/9	1	1	2	0	0	0
vs MIA - 9/19	0	0	0	0	0	0
vs DET - 9/26	0	0	0	0	1	0
at NYJ - 10/11	0	0	0	0	0	0
vs DAL - 10/17	0	0	0	0	0	0
at GB - 10/24	0	0	0	0	0	0
at NE - 10/31						
vs ARI - 11/7						
at CHI - 11/14						
vs GB - 11/21						
at WAS - 11/28						
vs BUF - 12/5						
vs NYG - 12/12						
vs CHI - 12/20						
at PHI - 12/26						
at DET - 1/2						
2010 TOTALS	1	1	2	0	1	0

54 - JASPER BRINKLEY - LB

OPPONENT	U	A	T	FF	FR	BK
at NO - 9/9	1	0	1	0	0	0
vs MIA - 9/19	0	0	0	0	0	0
vs DET - 9/26	0	0	0	0	0	0
at NYJ - 10/11	1	0	1	0	0	0
vs DAL - 10/17	3	0	3	0	0	0
at GB - 10/24	1	0	1	0	0	0
at NE - 10/31						
vs ARI - 11/7						
at CHI - 11/14						
vs GB - 11/21						
at WAS - 11/28						
vs BUF - 12/5						
vs NYG - 12/12						
vs CHI - 12/20						
at PHI - 12/26						
at DET - 1/2						
2010 TOTALS	6	0	6	0	0	0

33 - JAMARCA SANFORD - S

OPPONENT	U	A	T	FF	FR	BK
at NO - 9/9	0	0	0	0	0	0
vs MIA - 9/19	0	0	0	0	0	0
vs DET - 9/26	1	1	2	0	0	0
at NYJ - 10/11	1	1	2	0	0	0
vs DAL - 10/17	0	0	0	0	0	0
at GB - 10/24	1	1	2	0	0	0
at NE - 10/31						
vs ARI - 11/7						
at CHI - 11/14						
vs GB - 11/21						
at WAS - 11/28						
vs BUF - 12/5						
vs NYG - 12/12						
vs CHI - 12/20						
at PHI - 12/26						
at DET - 1/2						
2010 TOTALS	3	3	6	0	0	0

37 - ERIC FRAMPTON - S

OPPONENT	U	A	T	FF	FR	BK
at NO - 9/9	0	0	0	0	0	0
vs MIA - 9/19	0	0	0	0	0	0
vs DET - 9/26	1	0	1	0	0	0
at NYJ - 10/11	0	0	0	0	0	0
vs DAL - 10/17	0	0	0	0	0	0
at GB - 10/24	0	1	1	0	0	0
at NE - 10/31						
vs ARI - 11/7						
at CHI - 11/14						
vs GB - 11/21						
at WAS - 11/28						
vs BUF - 12/5						
vs NYG - 12/12						
vs CHI - 12/20						
at PHI - 12/26						
at DET - 1/2						
2010 TOTALS	1	1	2	0	0	0

21 - ASHER ALLEN - CB

OPPONENT	U	A	T	FF	FR	BK
at NO - 9/9	0	0	0	0	0	0
vs MIA - 9/19	0	0	0	0	0	0
vs DET - 9/26	1	0	1	0	0	0
at NYJ - 10/11	0	0	0	0	0	0
vs DAL - 10/17	1	0	1	0	0	0
at GB - 10/24	1	0	1	0	0	0
at NE - 10/31						
vs ARI - 11/7						
at CHI - 11/14						
vs GB - 11/21						
at WAS - 11/28						
vs BUF - 12/5						
vs NYG - 12/12						
vs CHI - 12/20						
at PHI - 12/26						
at DET - 1/2						
2010 TOTALS	3	0	3	0	0	0

SPECIAL TEAMS TACKLES



98 - LETROY GUION - DT

OPPONENT	U	A	T	FF	FR	BK
at NO - 9/9	0	0	0	0	0	0
vs MIA - 9/19	0	0	0	0	0	0
vs DET - 9/26	1	0	1	0	0	0
at NYJ - 10/11	0	0	0	0	0	0
vs DAL - 10/17	0	0	0	0	0	0
at GB - 10/24	0	0	0	0	0	0
at NE - 10/31						
vs ARI - 11/7						
at CHI - 11/14						
vs GB - 11/21						
at WAS - 11/28						
vs BUF - 12/5						
vs NYG - 12/12						
vs CHI - 12/20						
at PHI - 12/26						
at DET - 1/2						
2010 TOTALS	1	0	1	0	0	0

29 - LITO SHEPPARD - CB

OPPONENT	U	A	T	FF	FR	BK
at NO - 9/9	0	0	0	0	0	0
vs MIA - 9/19	0	0	0	0	0	0
vs DET - 9/26	0	0	0	0	0	0
at NYJ - 10/11	1	0	1	0	0	0
vs DAL - 10/17	0	0	0	0	0	0
at GB - 10/24	INACTIVE					
at NE - 10/31						
vs ARI - 11/7						
at CHI - 11/14						
vs GB - 11/21						
at WAS - 11/28						
vs BUF - 12/5						
vs NYG - 12/12						
vs CHI - 12/20						
at PHI - 12/26						
at DET - 1/2						
2010 TOTALS	1	0	1	0	0	0

51 - BEN LEBER - LB

OPPONENT	U	A	T	FF	FR	BK
at NO - 9/9	0	0	0	0	0	0
vs MIA - 9/19	0	0	0	0	0	0
vs DET - 9/26	0	0	0	0	0	0
at NYJ - 10/11	1	0	1	0	0	0
vs DAL - 10/17	0	1	1	0	0	0
at GB - 10/24	0	0	0	0	0	0
at NE - 10/31						
vs ARI - 11/7						
at CHI - 11/14						
vs GB - 11/21						
at WAS - 11/28						
vs BUF - 12/5						
vs NYG - 12/12						
vs CHI - 12/20						
at PHI - 12/26						
at DET - 1/2						
2010 TOTALS	1	1	2	0	0	0

46 - CULLEN LOEFFLER - LS

OPPONENT	U	A	T	FF	FR	BK
at NO - 9/9	0	0	0	0	0	0
vs MIA - 9/19	0	0	0	0	0	0
vs DET - 9/26	0	0	0	0	0	0
at NYJ - 10/11	0	0	0	0	0	0
vs DAL - 10/17	1	0	1	0	0	0
at GB - 10/24	0	0	0	0	0	0
at NE - 10/31						
vs ARI - 11/7						
at CHI - 11/14						
vs GB - 11/21						
at WAS - 11/28						
vs BUF - 12/5						
vs NYG - 12/12						
vs CHI - 12/20						
at PHI - 12/26						
at DET - 1/2						
2010 TOTALS	1	0	1	0	0	0

41 - FRANK WALKER - CB

OPPONENT	U	A	T	FF	FR	BK
at NO - 9/9	NOT WITH TEAM					
vs MIA - 9/19	NOT WITH TEAM					
vs DET - 9/26	NOT WITH TEAM					
at NYJ - 10/11	NOT WITH TEAM					
vs DAL - 10/17	1	0	1	0	0	0
at GB - 10/24	2	0	2	0	0	0
at NE - 10/31						
vs ARI - 11/7						
at CHI - 11/14						
vs GB - 11/21						
at WAS - 11/28						
vs BUF - 12/5						
vs NYG - 12/12						
vs CHI - 12/20						
at PHI - 12/26						
at DET - 1/2						
2010 TOTALS	3	0	3	0	0	0

17 - GREG LEWIS - WR

OPPONENT	U	A	T	FF	FR	BK
at NO - 9/9	0	0	0	0	0	0
vs MIA - 9/19	0	0	0	0	0	0
vs DET - 9/26	0	0	0	0	0	0
at NYJ - 10/11	0	0	0	0	0	0
vs DAL - 10/17	0	1	1	0	0	0
at GB - 10/24	0	0	0	0	0	0
at NE - 10/31						
vs ARI - 11/7						
at CHI - 11/14						
vs GB - 11/21						
at WAS - 11/28						
vs BUF - 12/5						
vs NYG - 12/12						
vs CHI - 12/20						
at PHI - 12/26						
at DET - 1/2						
2010 TOTALS	0	1	1	0	0	0

97 - EVERSON GRIFFEN - DE

OPPONENT	U	A	T	FF	FR	BK
at NO - 9/9	INACTIVE					
vs MIA - 9/19	INACTIVE					
vs DET - 9/26	INACTIVE					
at NYJ - 10/11	INACTIVE					
vs DAL - 10/17	INACTIVE					
at GB - 10/24	0	1	1	0	0	0
at NE - 10/31						
vs ARI - 11/7						
at CHI - 11/14						
vs GB - 11/21						
at WAS - 11/28						
vs BUF - 12/5						
vs NYG - 12/12						
vs CHI - 12/20						
at PHI - 12/26						
at DET - 1/2						
2010 TOTALS	0	1	1	0	0	0

THE LAST TIME... *(playoff games in italics)*



BY THE VIKINGS	CATEGORY	BY AN OPPONENT
402 yards, at Green Bay, 10/24/10 <i>475 yards, at New Orleans, 1/24/10</i>	400 Yards Total Offense	448 yards, vs. Baltimore, 10/18/09 <i>518 yards, at N.Y. Giants, 1/14/01</i>
537 yards, vs. Chicago, 11/29/09 <i>Has never happened</i>	500 Yards Total Offense	504 yards, at Cincinnati, 9/18/05 <i>518 yards, at N.Y. Giants, 1/14/01</i>
Brett Favre, 316 yards, vs. New York Giants, 1/3/10 <i>Brett Favre, 310 yards, at New Orleans, 1/24/10</i>	300 Yards Passing In A Game By A Player	Joe Flacco, 385 yards, vs. Baltimore, 10/18/09 <i>Donovan McNabb, 300 yards, vs. Philadelphia, 1/4/08</i>
Daunte Culpepper, 404 yards, at Detroit, 12/19/04 <i>Jeff George, 424 yards, at St. Louis, 1/16/00</i>	400 Yards Passing In A Game By A Player	Matt Leinart, 405 yards, vs. Arizona, 11/26/06 <i>Has never happened</i>
Brett Favre, vs. New York Giants, 1/3/10 <i>Brett Favre, vs Dallas, 1/17/10</i>	4 TD Passes In A Game By A Player	Jay Cutler, at Chicago, 12/28/09 <i>Kerry Collins (5), at N.Y. Giants, 1/14/01</i>
Adrian Peterson, 131 yards, at Green Bay, 10/24/10 <i>Adrian Peterson, 122 yards, at New Orleans, 1/24/10</i>	100 Yards Rushing In A Game By A Player	Jonathan Stewart, 109 yards, at Carolina 12/20/09 <i>Terry Kirby, 120 yards, at San Francisco, 1/3/98</i>
Adrian Peterson, 296 yards, vs. San Diego, 11/4/07 <i>Has never happened</i>	200 Yards Rushing In A Game By A Player	Walter Payton, 275 yards, at Chicago, 11/20/77 <i>Has never happened</i>
Adrian Peterson, at Cleveland, 9/13/09 <i>Adrian Peterson, at New Orleans, 1/24/10</i>	3 TDs Rushing In A Game By A Player	Steven Jackson, vs. St. Louis, 12/31/06 <i>Has never happened</i>
Sidney Rice, 112 yards, vs. New York Giants, 1/3/10 <i>Bernard Berrian, 102 yards, at New Orleans, 1/24/10</i>	100 Yards Receiving In A Game By A Player	James Jones, 107 yards, at Green Bay, 10/24/10 <i>Ike Hilliard, 155 yards, at N.Y. Giants, 1/14/01</i>
Sidney Rice, 201 yards, vs. Baltimore, 10/18/09 <i>Anthony Carter, 227 yards, at S.F., 1/9/88</i>	200 Yards Receiving In A Game By A Player	Steve Smith, 201 yards, at Carolina, 10/30/05 <i>Has never happened</i>
Marcus Robinson (15, 15, 2), vs. Cleveland, 11/27/05 <i>Sidney Rice, (47, 16, 45), vs. Dallas, 1/17/10</i>	3 TD Catches In A Game By A Player	Marvin Harrison (4, 15, 18), at Indianapolis, 12/24/00 <i>Has never happened</i>
Adrian Peterson, at Cleveland, 9/13/09 (3 rushing) <i>Adrian Peterson, at New Orleans, 1/24/10 (3 rushing)</i>	3 TD In A Game By A Player	Marshall Faulk, at St. Louis, 11/30/03 (3 rushing) <i>Mario Bates, vs. Arizona, 1/10/99 (3 rushing)</i>
Ahmad Rashad, vs. San Francisco, 9/2/79 (4 receiving) <i>Has never happened</i>	4 TD In A Game By A Player	Steven Jackson, vs. St. Louis, 12/31/06 (3 rushing, 1 rec.) <i>Has never happened</i>
Darren Sharper, at N.Y. Giants, 11/13/05 <i>Has never happened</i>	3 INTs In A Game By A Player	Deltha O'Neal, at Cincinnati, 9/18/05 <i>Has never happened</i>
Bernard Berrian, 82 yards, at Arizona, 12/14/08 <i>Anthony Carter, 84 yards, at New Orleans, 1/3/88</i>	Punt Returned For A TD	Joshua Cribbs, 67 yards, at Cleveland, 9/13/09 <i>Golden Richards, 63 yards, at Dallas, 12/30/73</i>
Percy Harvin, 95 yards, vs. Dallas, 10/17/10 <i>Has never happened</i>	Kickoff Returned For A TD	J.J. Arrington, 99 yards, vs. Arizona, 11/26/06 <i>Tony Horne, 95 yards, at St. Louis, 1/16/00</i>
Kevin Williams, 18 yards, at San Francisco, 12/9/07 <i>Reggie Rutland, 27 yards, at San Francisco, 1/9/88</i>	INT Returned For A TD	Desmond Bishop, 32 yards, at Green Bay, 10/24/10 <i>Asante Samuel, 44 yards, vs. Philadelphia, 1/4/08</i>
Jared Allen, 52 yards, at St. Louis, 10/11/09 <i>Nate Wright, 20 yards, vs. St. Louis, 12/21/74</i>	Fumble Returned For A TD	Koa Misi, recovered in end zone, vs. Miami, 9/19/10 <i>Kevin Miniefield, 48 yards, vs. Chicago, 1/1/95</i>
Jim Kleinsasser, vs. Chicago, 1/1/06 <i>Scott Studwell, at L.A. Rams, 12/31/78</i>	Punt Blocked	Craig Steltz, at Chicago, 10/19/08 <i>Spencer Tillman, at San Francisco, 1/6/90</i>
Issiac Holt, recovered in end zone, vs. San Francisco, 10/12/86 (Blocked by Gerald Robinson) <i>Terry Brown, recovered in end zone, vs. Pittsburgh 1/12/75 (Blocked by Matt Blair)</i>	Punt Blocked For TD	Garrett Wolfe, 17 yds, at Chicago, 10/19/08 (Blocked by Craig Steltz) <i>Doug Rogers recovered blocked kick in end zone, vs. Atlanta, 1/9/83 (Blocked by Paul Davis)</i>
Mike Merriweather, vs. L.A. Rams, 11/5/89 <i>Has never happened</i>	Punt Blocked For Safety	Kevin Miniefield, vs. Chicago, 10/28/96 <i>Has never happened</i>
Aaron Rodgers sacked in end zone by Jared Allen, 424 yards, vs. Green Bay, 10/5/09 <i>Ron Jaworski tackled in end zone by Doug Martin and Matt Blair, at Philadelphia, 1/3/81</i>	Safety Scored	Chris Kluwe out of bounds, at Jacksonville, 11/23/08 <i>Fran Tarkenton tackled in end zone, vs. Pittsburgh, 1/12/75</i>
Pat Williams, at Chicago, 10/19/08 <i>Matt Blair, at Philadelphia, 1/3/81</i>	Field Goal Blocked	Ray McDonald, vs. San Francisco, 9/27/09 <i>at Green Bay, 1/9/05</i>
Antoine Winfield, 59 yards, at New Orleans, 10/6/08 <i>Bobby Bryant, 90 yards, vs. L.A. Rams, 12/26/76</i>	Blocked FG Returned For A TD	Nate Clements, 59 yards, vs. San Francisco, 9/27/09 <i>Has never happened</i>
Ryan Longwell (blocked), at New Orleans, 9/9/10 <i>Chuck Nelson, at San Francisco, 1/1/89</i>	PAT Missed (1 pt.)	Jason Hanson (kick aborted), at Detroit, 12/19/04 <i>Mike Cofer, at San Francisco, 1/6/90</i>
Ray Edwards, at Carolina, 12/20/09 <i>Carl Eller, at Dallas, 1/1/78</i>	PAT Blocked	Remi Ayodele, at New Orleans, 9/9/10 <i>Has never happened</i>
Minnesota 50, Jacksonville 10, 12/20/98 <i>Has never happened</i>	50 Points Scored In A Game	San Francisco 51, Minnesota 7, 12/8/84 <i>Has never happened</i>
Minnesota 44, New York Giants 7, vs. New York, 1/3/10 <i>Minnesota 41, Arizona 21, 1/10/99</i>	40 Points Scored In A Game	Chicago 48, Minnesota 21, at Chicago, 10/19/08 <i>N.Y. Giants 41, Minnesota 0, 1/14/01</i>
Minnesota 13, Detroit 0, 12/5/93 <i>Has never happened</i>	Shutout Scored	Green Bay 34, Minnesota 0, 11/11/07 <i>N.Y. Giants 41, Minnesota 0, 1/14/01</i>
Minnesota 16, Carolina 13, 9/17/06 <i>Has never happened</i>	Overtime Victory	Chicago 36, Minnesota 30, 12/28/09 <i>New Orleans 31, Minnesota 28, 1/24/10</i>
Tarvaris Jackson run, at Denver, 12/30/07 <i>Leroy Hoard run, at St. Louis, 1/16/00</i>	Two-Point Conversion	Dominic Rhodes run, vs. Indianapolis, 9/14/08 <i>Has never happened</i>



**SHOW YOUR
HORNS**

MISCELLANEOUS STATS

- First Downs and Fourth Down Efficiency
 - Red Zone Efficiency
- Takeaways And Turnovers
 - Scoring Drives
- Individual and Team Single-Game Bests
- Week-by-Week Leaders and Week-by-Week Starters
 - Vikings Record When
 - Long Plays
 - Gameday Inactives
- 2009 Game Summaries

FIRST DOWNS EARNED-REGULAR SEASON

Total First Downs (First Downs on Third or Fourth Downs)
One awarded to passer and receiver on passing plays

PLAYER	RUSHING	RECEIVING	PASSING	TOTAL
Brett Favre	-	-	48(18)	48(18)
Adrian Peterson	27(8)	7(1)	-	34(9)
Jeff Dugan	-	2(1)	-	2(1)
Visanthe Shiancoe	-	9(5)	-	9(5)
Percy Harvin	4(2)	9(3)	-	13(5)
Greg Camarillo	-	2(1)	-	2(1)
Toby Gerhart	4(0)	-	-	4(0)
Bernard Berrian	-	3(0)	-	3(0)
Jim Kleinsasser	-	3(1)	-	3(1)
Naufahu Tahia	1(1)	-	-	1(1)
Greg Lewis	-	3(1)	-	3(1)
Hank Baskett	-	1(1)	-	1(1)
Randy Moss	-	8(4)	-	8(4)
TOTAL	36(11)	47(18)	48(18)	131(47)

FOURTH DOWN EFFICIENCY

Game	Att.	Quarter	Play/Result/Drive Result
at New Orleans (9/9)	0/0	-	-
vs. Miami (9/19)	0/1	1	Favre pass inc. to Lewis (4-2, MIA 26), Downs
vs. Miami (9/19)	1/1	4	Tahi rush 1 yard (4-1, MIA 31), Longwell 28 yd. FG
vs. Miami (9/19)	0/1	4	Peterson rush for no gain (4-1, MIA 1), Downs
vs. Miami (9/19)	0/1	4	Favre pass inc. to Shiancoe (4-6, MIA 27), Downs
vs. Detroit (9/26)	0/0	-	-
at New York Jets (10/11)	0/0	-	-
vs. Dallas (10/17)	0/0	-	-
at Green Bay (10/24)	1/1	4	Peterson rush for 5 yards (4-1, MIN 42), Downs
at Green Bay (10/24)	1/1	4	Favre pass to Moss 13 yards (4-5, GB 48), Downs
at Green Bay (10/24)	0/1	4	Favre pass inc. to Moss (4-15, GB 20), Downs

RED ZONE EFFICIENCY

AT NEW ORLEANS (9/9/10)

	1 st	2 nd	3 rd	4 th	Poss.	TDs	FGs	PTs
OFFENSE	0	0	0	0	0	0	0	0
DEFENSE	0	0	1	1	2	1	0	7

VS. MIAMI (9/19/10)

	1 st	2 nd	3 rd	4 th	Poss.	TDs	FGs	PTs
OFFENSE	0	1	2	2	5	1	1	10
DEFENSE	1	0	0	0	1	1	0	7

VS. DETROIT (9/26/10)

	1 st	2 nd	3 rd	4 th	Poss.	TDs	FGs	PTs
OFFENSE	0	1	1	0	2	1	1	10
DEFENSE	1	1	0	2	4	1	1	10

AT NEW YORK JETS (10/11/10)

	1 st	2 nd	3 rd	4 th	Poss.	TDs	FGs	PTs
OFFENSE	0	0	0	1	1	1	0	7
DEFENSE	1	1	2	0	4	0	4	12

VS. DALLAS (10/17/10)

	1 st	2 nd	3 rd	4 th	Poss.	TDs	FGs	PTs
OFFENSE	1	0	1	1	3	2	0	14
DEFENSE	1	1	0	0	2	2	0	14

AT GREEN BAY (10/24/10)

	1 st	2 nd	3 rd	4 th	Poss.	TDs	FGs	PTs
OFFENSE	1	2	1	1	5	3	1	24
DEFENSE	2	1	1	0	4	3	0	21

AT NEW ENGLAND (10/31/10)

	1 st	2 nd	3 rd	4 th	Poss.	TDs	FGs	PTs
OFFENSE								
DEFENSE								

VS. ARIZONA (11/7/10)

	1 st	2 nd	3 rd	4 th	Poss.	TDs	FGs	PTs
OFFENSE								
DEFENSE								

AT CHICAGO (11/14/10)

	1 st	2 nd	3 rd	4 th	Poss.	TDs	FGs	PTs
OFFENSE								
DEFENSE								

VS. GREEN BAY (11/21/10)

	1 st	2 nd	3 rd	4 th	Poss.	TDs	FGs	PTs
OFFENSE								
DEFENSE								

AT WASHINGTON (11/28/10)

	1 st	2 nd	3 rd	4 th	Poss.	TDs	FGs	PTs
OFFENSE								
DEFENSE								

VS. BUFFALO (12/5/10)

	1 st	2 nd	3 rd	4 th	Poss.	TDs	FGs	PTs
OFFENSE								
DEFENSE								

VS. NEW YORK GIANTS (12/12/10)

	1 st	2 nd	3 rd	4 th	Poss.	TDs	FGs	PTs
OFFENSE								
DEFENSE								

VS. CHICAGO (12/20/10)

	1 st	2 nd	3 rd	4 th	Poss.	TDs	FGs	PTs
OFFENSE								
DEFENSE								

AT PHILADELPHIA (12/26/10)

	1 st	2 nd	3 rd	4 th	Poss.	TDs	FGs	PTs
OFFENSE								
DEFENSE								

AT DETROIT (1/2/11)

	1 st	2 nd	3 rd	4 th	Poss.	TDs	FGs	PTs
OFFENSE								
DEFENSE								

KEY

Poss. = Possessions

TDs = Touchdowns

FGs = Field Goals

PTs = Points

TAKEAWAYS AND TURNOVERS

TAKEAWAYS

- 9 Takeaways (6 INT, 3 FR)
 - 3 resulted in 17 Vikings' points
 - 4 inside Vikings' 20
- 4 First Half Takeaways (3 INT, 1 FR)
 - 2 resulted in 14 Vikings' points
 - 2 inside Vikings' 20
- 3 1st Quarter Takeaways (2 INT, 1 FR)
 - 2 resulted in 14 Vikings' points
 - 1 inside Vikings' 20
- 1 2nd Quarter Takeaways (1 INT, 0 FR)
 - 0 resulted in 0 Vikings' points
 - 1 inside Vikings' 20
- 5 Second Half Takeaways (3 INT, 2 FR)
 - 2 resulted in 10 Vikings' points
 - 2 inside Vikings' 20
- 1 3rd Quarter Takeaways (0 INT, 1 FR)
 - 1 resulted in 7 Vikings' points
 - 0 inside Vikings' 20
- 4 4th Quarter Takeaways (3 INT, 1 FR)
 - 1 resulted in 3 Vikings' points
 - 2 inside Vikings' 20

PLUS/MINUS TURNOVER RATIO

First Half	4 Takeaways
First Quarter	3 Takeaways
Second Quarter	1 Takeaways
Second Half	5 Takeaways
Third Quarter	1 Takeaways
Fourth Quarter	4 Takeaways
Overtime	0 Takeaways
Totals	9 Takeaways

TURNOVERS

- 15 Turnovers (10 INT, 5 FR)
 - 9 resulted in 51 opponents' points
- 6 First Half Turnovers (4 INT, 2 FR)
 - 4 resulted in 20 opponents' points
- 2 1st Quarter Turnover (1 INT, 1 FR)
 - 2 resulted in 14 opponents' points
- 4 2nd Quarter Turnovers (3 INT, 1 FR)
 - 2 resulted in 6 opponents' points
- 9 Second Half Turnovers (6 INT, 3 FR)
 - 5 resulted in 31 opponents' points
- 5 3rd Quarter Turnovers (3 INT, 2 FR)
 - 4 resulted in 24 opponents' points
- 4 4th Quarter Turnovers (3 INT, 1 FR)
 - 1 resulted in 7 opponents' points

6 Turnovers
2 Turnover
4 Turnovers
9 Turnover
5 Turnovers
4 Turnovers
0 Turnovers

15 Turnovers

-6 Turnover Ratio

TAKEAWAYS AND TURNOVERS BREAKDOWN

TAKEAWAYS – Fumble Recoveries and Interceptions

DATE	OPPONENT	TAKEAWAY	QTR.	YD-LINE	RESULT
9/19/10	Miami	Fumble rec. by Erin Henderson	3	MIA 2	Touchdown
9/19/10	Miami	Fumble rec. by E.J. Henderson	4	MIA 25	Turn. On Downs
9/26/10	Detroit	Fumble rec. by C.Greenway	1	DET 24	Touchdown
9/26/10	Detroit	Interception by B.Leber	4	MIN -1	Punt
9/26/10	Detroit	Interception by A.Winfield	4	MIN -3	End of Game
10/17/10	Dallas	Interception by E.J. Henderson	1	DAL 26	Touchdown
10/17/10	Dallas	Interception by E.J. Henderson	4	DAL 30	Field Goal
10/24/10	Green Bay	Interception by J.Allen	1	MIN 12	Punt
10/24/10	Green Bay	Interception by M.Williams	2	MIN -7	End of Half

TAKEAWAYS AND TURNOVERS BREAKDOWN

TURNOVERS – Fumbles Lost and Had Intercepted

DATE	OPPONENT	TURNOVER	QTR.	YD-LINE	RESULT
9/9/10	New Orleans	Favre interception	2	MIN 31	Missed Field Goal
9/19/10	Miami	Favre interception	2	MIA 13	Punt
9/19/10	Miami	Favre fumble	3	MIN 5	Touchdown
9/19/10	Miami	Favre interception	3	MIA 13	Fumble
9/19/10	Miami	Favre interception	4	MIN 34	Fumble
9/26/10	Detroit	Favre interception	1	MIN 39	Touchdown
9/26/10	Detroit	Favre interception	2	DET 49	Field Goal
9/26/10	Detroit	Gerhart Fumble	4	DET 26	Interception
10/11/10	New York Jets	Favre Fumble	2	MIN 43	Field Goal
10/11/10	New York Jets	Favre Fumble	3	MIN 47	Field Goal
10/11/10	New York Jets	Favre Interception	4	MIN 26	Touchdown
10/17/10	Dallas	Favre Fumble	1	MIN 48	Touchdown
10/24/10	Green Bay	Favre interception	3	GB 38	Touchdown
10/24/10	Green Bay	Favre interception	3	MIN 32	Touchdown
10/24/10	Green Bay	Favre interception	4	GB 20	Punt

TAKEAWAYS AND TURNOVERS BREAKDOWN

FUMBLE BREAKDOWN

PLAYER	FUMBLES	LOST
Bernard Berrian	1	0
Greg Camarillo	1	0
Brett Favre	5	4
Toby Gerhart	1	1
Jimmy Kennedy	1	0
TOTAL	9	5

SCORING DRIVES

Opponent	Plays	Poss. Time	Quarter	Net Yards	How Acquired (yd. line)	Scoring Play
9/9 @ New Orleans	16	9:25	2 nd	66	Punt – MIN 11	Longwell 41 FG
9/9 @ New Orleans	5	0:45	2 nd	64	Missed FG – MN 36	Favre 20 yd. pass to Shiancoe
9/19 vs. Miami	2	0:10	3 rd	1	Fumble – MIA 2	Peterson run 1
9/19 vs. Miami	13	6:49	4 th	78	Punt – 50	Longwell 28 FG
9/26 vs. Detroit	1	0:05	1 st	24	Fumble – DET 24	Favre 24 yd. pass to Harvin
9/26 vs. Detroit	10	5:58	2 nd	66	Missed FG – MIN 34	Peterson 6 run
9/26 vs. Detroit	13	7:13	3 rd	59	Kickoff – MIN 28	Longwell 31 FG
9/26 vs. Detroit	1	0:13	3 rd	80	Punt – MIN 20	Peterson 80 run
10/11 @ NYJ	10	4:01	3 rd	72	Punt – MIN 28	Favre 37 yd. pass to Moss
10/11 @ NYJ	5	3:02	4 th	65	Kickoff – MIN 35	Favre 34 yd. pass to Harvin
10/11 @ NYJ	5	1:21	4 th	54	Kickoff – MIN 46	Favre 11 yd. pass to Harvin
10/17 vs. Dallas	3	1:25	1 st	16	Intercepted-DAL 26	Favre 10 yd. pass to Camarillo
10/17 vs. Dallas	0	0:12	3 rd	95	Kickoff – MIN 5	Harvin 95 yd. kickoff run
10/17 vs. Dallas	9	5:19	3 rd	49	Punt – MIN 44	Peterson 1 run
10/17 vs. Dallas	7	3:30	4 th	10	Intercepted-DAL 30	Longwell 38 FG
10/24 at Green Bay	7	3:56	1 st	44	Kickoff – GB 44	Harvin 17 run
10/24 at Green Bay	9	4:37	2 nd	76	Kickoff – MIN 24	Peterson 1 run
10/24 at Green Bay	8	3:09	2 nd	53	Turnover – MIN 37	Longwell 28 FG
10/24 at Green Bay	6	3:33	3 rd	58	Kickoff – MIN 42	Favre 4 yd. pass to Moss

INDIVIDUAL SINGLE-GAME BESTS

VIKINGS OFFENSE

RUSHING

Yards Rushing	160.....	Adrian Peterson vs. Detroit (9/26)
Rushing Attempts	28.....	Adrian Peterson vs. Miami (9/19)
.....	28.....	Adrian Peterson @ Green Bay (10/24)
TDs Rushing	2.....	Adrian Peterson vs. Detroit (9/26)
Longest Rush.....	80.....	Adrian Peterson vs. Detroit (9/26)
Longest TD Rush.....	80.....	Adrian Peterson vs. Detroit (9/26)

PASSING

Yards Passing.....	264.....	Brett Favre @ NYJ (10/11)
Passing Attempts.....	36.....	Brett Favre vs. Miami (9/19)
Passes Completed	23.....	Brett Favre vs. Detroit (9/26)
TDs Passing	3.....	Brett Favre @ NYJ (10/11)
Longest Pass	37.....	Brett Favre @ NYJ (10/11)
.....	37.....	Brett Favre @ Green Bay (10/24)
Longest TD Pass	37.....	Brett Favre @ NYJ (10/11)

RECEIVING

Yards Receiving.....	97.....	Percy Harvin @ NYJ (10/11)
Receptions.....	6.....	Visanthe Shiancoe vs. Miami (9/19)
.....	6.....	Percy Harvin vs. Detroit (9/26)
Longest Reception.....	37.....	Randy Moss @ NYJ (10/11)
.....	37.....	Percy Harvin @ Green Bay (10/24)
TDs Receiving	2.....	Percy Harvin @ NYJ (10/11)

VIKINGS DEFENSE

Interceptions	2.....	E.J. Henderson vs. Dallas (10/17)
Longest Interception Return	19.....	Ben Leber vs. Detroit (9/26)
Fumble recoveries	1.....	Erin Henderson vs. Miami (9/19)
.....	1.....	Chad Greenway vs. Detroit (9/26)
.....	1.....	E.J. Henderson vs. Miami (9/19)
Longest Fumble Return	3.....	Erin Henderson vs. Miami (9/19)
QB Sacks.....	1.5.....	Ray Edwards @ NYJ (10/11)
Solo Tackles	11.....	Antoine Winfield vs. Detroit (9/26)
Combined Tackles	14.....	Chad Greenway vs. Detroit (9/26)

VIKINGS SPECIAL TEAMS

Field Goals.....	1.....	Ryan Longwell @ New Orleans (9/9)
.....	1.....	Ryan Longwell vs. Miami (9/19)
.....	1.....	Ryan Longwell vs. Detroit (9/26)
.....	1.....	Ryan Longwell vs. Dallas (10/17)
.....	1.....	Ryan Longwell @ Green Bay (10/24)
Longest Field Goal	41.....	Ryan Longwell @ New Orleans (9/9)
Longest Punt.....	59.....	Chris Kluwe @ NYJ (10/11)
Longest Punt Return.....	22.....	Greg Camarillo @ NYJ (10/11)
Longest Kickoff Return	95.....	Percy Harvin vs. Dallas (10/17)
Field Goal Block.....	-.....	-
Blocked Kick Return	-.....	-

TEAM SINGLE GAME BESTS

OFFENSE

Points	24	vs. Detroit (9/26)
.....	24	vs. Dallas (10/17)
.....	24	@ Green Bay (10/24)
First Downs.....	22	vs. Miami (9/19)
Total Offense	402	@ Green Bay (10/24)
Net Yards Rushing	196	@ Green Bay (10/24)
Net Yards Passing.....	240	@ NYJ (10/11)
Rushing Attempts	36	@ Green Bay (10/24)
Passing Attempts.....	36	vs. Miami (9/19)
Passes Completed	23	vs. Detroit (9/26)

DEFENSE

Interceptions	2	vs. Detroit (9/26)
.....	2	vs. Dallas (10/17)
.....	2	@ Green Bay (10/24)
Longest Interception Return	19	vs. Detroit (9/26)
Longest Fumble Return	3	vs. Miami (9/19)
QB Sacks	2	vs. Miami (9/19)
.....	2	@ NYJ (10/11)
Solo Tackles.....	59	@ NYJ (10/17)
Combined Tackles.....	87	vs. Detroit (9/26)

WEEK BY WEEK LEADERS

OPPONENT	RUSHES	RUSH YDS	RECEPT.	REC. YDS	SACKS	TACKLES
9/9 @ New Orleans	A.Peterson, 19	A.Peterson, 87	V.Shiancoe, 4	V. Shiancoe, 76	J. Mitchell, 1.0	C. Greenway, 11
9/19 vs. Miami	A.Peterson, 28	A.Peterson, 145	V.Shiancoe, 6	V. Shiancoe, 86	J. Allen, 1.0 K. Williams, 1.0	E. Henderson, 9 C. Greenway, 9
9/26 vs. Detroit	A.Peterson, 23	A.Peterson, 160	P. Harvin, 6	P. Harvin, 62	B. Robison, 1.0	C. Greenway, 14
10/11 @ NY Jets	A.Peterson, 18	A.Peterson, 88	P. Harvin, 5	P. Harvin, 97	R. Edwards 1.5	M.Williams 11 E.J.Henderson 11
10/17 vs. Dallas	A.Peterson, 24	A.Peterson, 73	R.Moss, 5	R.Moss, 55	None	A.Winfield, 13 E.J.Henderson, 13
10/24 @ Green Bay	A.Peterson, 28	A.Peterson, 131	P.Harvin, 5	P.Harvin, 55	None	C.Greenway, 12

WEEK BY WEEK STARTERS

VIKINGS OFFENSE

Date/Vs.	WR/2 nd TE	LT	LG	C	RG	RT	TE/WR	WR/3 rd TE	QB	RB	FB/ 2 nd TE/3 rd WR/ 2 nd RB
9/9 @ New Orleans	Berrian	McKinnie	Hutchinson	Sullivan	Herrera	Loadholt	Shiancoe	Harvin	Favre	Peterson	Tahi
9/19 vs. Miami	Berrian	McKinnie	Hutchinson	Sullivan	Herrera	Loadholt	Shiancoe	Harvin	Favre	Peterson	Lewis
9/26 vs. Detroit	Berrian	McKinnie	Hutchinson	Sullivan	Herrera	Loadholt	Shiancoe	Harvin	Favre	Peterson	Lewis
10/11 @ NY Jets	Moss	McKinnie	Hutchinson	Cook	Herrera	Loadholt	Shiancoe	Harvin	Favre	Peterson	Kleinsasser
10/17 vs. Dallas	Moss	McKinnie	Hutchinson	Cooper	Herrera	Loadholt	Shiancoe	Harvin	Favre	Peterson	Dugan
10/24 @ Green Bay	Moss	McKinnie	Hutchinson	Sullivan	Herrera	Loadholt	Harvin	Lewis	Favre	Peterson	Tahi

VIKINGS DEFENSE

Date/Vs.	LE	LDT	RDT	RE	SLB	MLB	WLB/3 rd CB	LCB	RCB	FS	SS
9/9 @ New Orleans	Edwards	P. Williams	K. Williams	Allen	Greenway	Henderson	Sheppard	Winfield	A. Allen	M. Williams	Abdullah
9/19 vs. Miami	Edwards	P. Williams	K. Williams	Allen	Greenway	Henderson	Sheppard	Winfield	A. Allen	M. Williams	Abdullah
9/26 vs. Detroit	Edwards	P. Williams	K. Williams	Allen	Greenway	Henderson	Cook	Winfield	Griffin	M. Williams	Abdullah
10/11 @ NY Jets	Edwards	P. Williams	K. Williams	Allen	Greenway	Henderson	Leber	Winfield	Griffin	M. Williams	Abdullah
10/17 vs. Dallas	Edwards	P. Williams	K. Williams	Allen	Greenway	Henderson	Leber	Winfield	A. Allen	M. Williams	Abdullah
10/24 @ Green Bay	Edwards	P. Williams	K. Williams	Allen	Greenway	Henderson	Leber	Winfield	A. Allen	M. Williams	Tyrell. Johnson

LONG PLAYS

RUSHES OF 15+ YARDS

15Adrian Peterson vs. Miami (9/19)
23Adrian Peterson vs. Miami (9/19)
18Adrian Peterson vs. Miami (9/19)
19Adrian Peterson vs. Detroit (9/19)
80Adrian Peterson vs. Detroit (9/26)
15Adrian Peterson @ NYJ (10/11)
30Adrian Peterson @ NYJ (10/11)
15Adrian Peterson vs. Dallas (10/17)
17Adrian Peterson @ Green Bay (10/24)
17Adrian Peterson @ Green Bay (10/24)
27Percy Harvin @ Green Bay (10/24)

CATCHES OF 20+ YARDS

33Visanthe Shiancoe @ New Orleans (9/9)
20Visanthe Shiancoe @ New Orleans (9/9)
29Greg Camarillo @ New Orleans (9/9)
20Bernard Berrian vs. Miami (9/19)
20Jim Kleinsasser vs. Miami (9/19)
33Visanthe Shiancoe vs. Miami (9/19)
24Percy Harvin vs. Detroit (9/26)
20Visanthe Shiancoe @ NYJ (10/11)
20Adrian Peterson @ NYJ (10/11)
21Randy Moss @ NYJ (10/11)
22Percy Harvin @ NYJ (10/11)
33Greg Lewis @ NYJ (10/11)
34Percy Harvin @ NYJ (10/11)
37Randy Moss @ NYJ (10/11)
20Jim Kleinsasser vs. Dallas (10/17)
20Percy Harvin @ Green Bay (10/24)
26Adrian Peterson @ Green Bay (10/24)
30Bernard Berrian @ Green Bay (10/24)
37Percy Harvin @ Green Bay (10/24)

PASSES OF 20+ YARDS

33Brett Favre to Visanthe Shiancoe @ New Orleans (9/9)
20Brett Favre to Visanthe Shiancoe @ New Orleans (9/9)
29Brett Favre to Greg Camarillo @ New Orleans (9/9)
20Brett Favre to Bernard Berrian vs. Miami (9/19)
20Brett Favre to Jim Kleinsasser vs. Miami (9/19)
33Brett Favre to Visanthe Shiancoe vs. Miami (9/19)
24Brett Favre to Percy Harvin vs. Detroit (9/26)
20Brett Favre to Visanthe Shiancoe @ NYJ (10/11)
20Brett Favre to Adrian Peterson @ NYJ (10/11)
21Brett Favre to Randy Moss @ NYJ (10/11)
22Brett Favre to Percy Harvin @ NYJ (10/11)
33Brett Favre to Greg Lewis @ NYJ (10/11)
34Brett Favre to Percy Harvin @ NYJ (10/11)
37Brett Favre to Randy Moss @ NYJ (10/11)
20Brett Favre to Jim Kleinsasser vs. Dallas (10/17)

20Brett Favre to Percy Harvin @ Green Bay (10/24)
26Brett Favre to Adrian Peterson @ Green Bay (10/24)
30Brett Favre to Bernard Berrian @ Green Bay (10/24)
37Brett Favre to Percy Harvin @ Green Bay (10/24)

INTERCEPTION RETURNS OF 10+ YARDS

19Ben Leber vs. Detroit (9/26)

FUMBLE RETURN OF 15+ YARDS

- - @ - (-/--)

KICKOFF RETURNS OF 35+ YARDS

95Percy Harvin vs. Dallas (10/17)

PUNT RETURNS OF 20+ YARDS

- - @ - (-/--)

LONG FIELD GOALS OF 40+ YARDS

41Ryan Longwell vs. New Orleans (9/9)

LONG TOUCHDOWNS OF 15+ YARDS

20tVisanthe Shiancoe reception from Brett Favre @ New Orleans (9/9)
80tAdrian Peterson run vs. Detroit (9/26)
24tPercy Harvin reception from Brett Favre vs. Detroit (9/26)
34tPercy Harvin reception from Brett Favre @ NYJ (10/11)
37tRandy Moss reception from Brett Favre @ NYJ (10/11)
95tPercy Harvin 95 yard kickoff return vs. Dallas (10/17)
17tPercy Harvin run @ Green Bay (10/24)

GAMEDAY INACTIVES

@ New Orleans (9/9) QB 14 J. Webb, CB 23 C. Griffin, CB 31 C. Cook, RB 32 T. Gerhart, G 72 C. DeGeare, DT 73 J. Kennedy, TE 82 M. Shuler, DE 97 E. Griffen

vs. Miami (9/19) QB 14 J. Webb, CB 23 C. Griffin, CB 31 C. Cook, RB 34 A. Young, G 72 C. DeGeare, DT 73 J. Kennedy, TE 82 M. Shuler, DE 97 E. Griffen

vs. Detroit (9/26) QB 14 J. Webb, S 25 Tyrell.Johnson, RB 34 A. Young, LB 50 Erin.Henderson, C 68 J. Cooper, DT 90 F. Evans, DE 92 J. Mitchell, DE 97, E. Griffen

@ New York Jets (10/11) QB 14 J. Webb, WR 19 H. Baskett, S 25 Tyrell.Johnson, CB 31 C. Cook, RB 34 A. Young, C 65 J. Sullivan, DT 90 F. Evans, DE 97 E. Griffen

vs. Dallas (10/17) QB 14 J. Webb, WR 19 H. Baskett, S 25 Tyrell Johnson, CB 31 C. Cook, FB 38 N. Tahi, G 72 C. DeGeare, DT 73 J. Kennedy, DE 97 E. Griffen

@ Green Bay (10/24) QB 14 J.Webb, WR 19 H.Baskett, CB 29 L.Sheppard, RB 34 A.Young, S 39 H.Abdullah, LB 50 Erin.Henderson, G 72 C.DeGeare, DT 90 F.Evans

SEASON AT A GLANCE – GAME 1

VIKINGS 9, SAINTS 14

At Louisiana Superdome, September 9, 2010

Attendance – 70,051

	1	2	3	4	OT	Total
Minnesota	0	9	0	0	-	9
New Orleans	7	0	7	0	-	14

Saints – D.Henderson 29 yd. pass from D.Brees (G.Harley kick) (1st – 12:56)
 Vikings – R.Longwell 41 yd. Field Goal (2nd – 5:28)
 Vikings – V.Shiancoe 20 yd. pass from B.Favre (kick blocked) (2nd – 0:34)
 Saints – P.Thomas 1 yd. run (G.Hartley kick) (3rd – 6:13)

	Vikings	Saints
First Downs	12	18
Rushes/Yards.....	23/91	25/79
Passing Yards.....	162	229
Punt Return/Yards.....	2/2	3/7
KO Return/Yards.....	2/41	3/70
Passes (A-C-I).....	27-15-1	36-27-0
Times Sacked/Yards	1/9	2/8
Punts.....	7/44.3	5/43.2
Fumbles/Lost.....	1/0	1/0
Penalties/Yards.....	6/60	3/20
Possession Time.....	26:17	33:43

Passing

Vikings – B.Favre 15-27-171, 55%, 1 TD –71.7 rating.
 Saints – D.Brees 27-36-237, 75%, 1 TD –101.3 rating.

Rushing

Vikings – A.Peterson 19-87, A.Young 3-2, P.Harvin 1-2
 Saints –P.Thomas 19-71-1 TD, R.Bush 2-14, D. Brees 4-(-6)

Receiving

Vikings – V.Shiancoe 4-76-1 TD, A.Peterson 3-14, A.Young 2-11,
 G.Camarillo 1-29, P.Harvin 1-12, G.Lewis 1-12, J.Dugan 1-8, J.Kleinsasser 1-6, B.Berrian 1-3
 Saints – M.Colston 5-62, R.Bush 5-33, R.Meachem 3-33, L.Moore 3-23, J.Shockey 3-23, P.Thomas 3-15, D.Henderson 2-38-1 TD, D.Thomas 2-3, H.Evans 1-7

Sacks

Vikings – J.Mitchell 1.0
 Saints – S.Ellis 1.0

Tackles

Vikings – C.Greenway 9-4-13, E.Henderson 7-3-10, A.Winfield 6-3-9, A.Allen 5-3-8, B.Leber 6-2-8, J.Allen 4-2-6, H.Abdullah 4-3-7, M.Williams 4-4-8, L.Sheppard 3-0-3, P.Williams 3-1-4, K. Williams 2-1-3, R. Edwards 1-2-3
 Saints – S.Shanle 5-2-7, J.Dunbar 4-3-7, J.Greer 5-0-5, R.Harper 4-1-5, S.Ellis 3-2-5, J.Vilma 4-0-4, T.Porter 4-0-4, M.Mitchell 3-1-4, T.Hargrove 2-1-3

Interceptions

Vikings – None.
 Saints – J.Vilma (5 yds)

GAME NOTES

- Brett Favre's 171 yards passing move him into third place for most yards in a Viking's first two seasons. Warren Moon had 8,492 in 1994 and '95, and Fran Tarkenton had 4,592 in 1961 and '62.
- Favre's touchdown moves him into fourth place for most touchdowns in the first two seasons. Moon's hold that record with 51, followed by Randall Cunningham and Tarkenton, who each had 40 in their first two seasons in purple. Favre has 34.
- Adrian Peterson's 87 yards rushing move him into fourth place all-time in team history with 4,571 career yards. Robert Smith holds the record with 6,818, followed by Chuck Foreman with 5,879 and Bill Brown with 5,757.
- Visanthe Shiancoe's 76 yards move him into fifth place among tight ends in team history. Jordan holds the record with 6,307. Stu Voigt is second with 1,919. Shiancoe has 1,561, putting second place within reach this year.
- Jim Kleinsasser becomes only the second tight end in team history to start 150 games. Steve Jordan holds the record with 178 starts from 1982-94.
- Ryan Longwell's three points move him into seventh place for most points scored in team history for a career. Fred Cox holds the record with 1,365, followed by Cris Carter with 670.
- The Vikings' record vs. New Orleans is 20-9-0; in Louisiana, 8-7.
- The Vikings' season-opener record is 28-21-1. This is the third game vs. the Saints on Week 1. The Vikings won 40-9 in 1976, lost 31-24 in 1978, and lost 14-9 in 2010.

SEASON AT A GLANCE – GAME 2

VIKINGS 10, DOLPHINS 14

At Mall of America Field at HHH Metrodome, September 19, 2010

Attendance – 63,846

	1	2	3	4	OT	Total
Miami	7	0	7	0	-	14
Minnesota	0	0	7	3	-	10

Dolphins – B.Hartline 5 yd. pass from C. Henne (D.Carpenter kick) (1st – 4:40)

Dolphins – K. Misi fumble recovery in end zone (D.Carpenter kick) (3rd – 6:29)

Vikings – A.Peterson 1 yd. run (R.Longwell kick) (3rd – 2:38)

Vikings – R.Longwell 28 yd. Field Goal (4th – 7:52)

	Dolphins	Vikings
First Downs	12	22
Rushes/Yards.....	29/120	33/156
Passing Yards.....	106	208
Punt Return/Yards.....	0-0	3/14
KO Return/Yards.....	2/37	2/44
Passes (A-C-I).....	15-9-0	36-22-3
Times Sacked/Yards	2/8	3/17
Punts.....	6/40.3	2/44.0
Fumbles/Lost.....	2/2	2/1
Penalties/Yards.....	2/15	7/44
Possession Time.....	24:12	35:48

Passing

Vikings – B.Favre 22-36-225, 61%, 44.3 rating.

Dolphins – C. Henne 9-15-114, 60%, 1 TD, 106.0 rating.

Rushing

Vikings – A.Peterson 28-145-1 TD, T.Gerhart 4-10, N.Tahi 1-1

Dolphins – R.Brown 13-80, R.Williams 10-30, L.Polite 4-10, C. Henne 2-0

Receiving

Vikings – V.Shiancoe 6-86, A.Peterson 5-41, P.Harvin 5-32, B.Berrian 2-24, J.Kleinsasser 1-20, G. Lewis 1-14, T.Gerhart 1-5, G. Camarillo 1-3

Dolphins – B.Marshall 4-71, B.Hartline 3-28, D.Bess 1-12 R. Brown, 1-3

Sacks

Vikings – K.Williams 1.0, J.Allen 1.0

Dolphins –C.Wake 1.5, K.Langford 1.0, R.Starks 0.5

Tackles

Vikings – J.Allen 3-1-4, R.Edwards 2-2-4, K.Williams 3-4-7, P.Williams 3-2-5, B.Leber 1-3-4, C.Greenway 6-3-9, E.Henderson 7-2-9, M. Williams 5-2-7, A.Winfield 3-2-5, L.Sheppard 2-0-2, H.Abdullah 2-6-8, A.Allen 2-1-3

Dolphins – Y. Bell 9-3-12, J.Allen 7-4-11, K.Dansby 6-3-9, V.Davis 6-0-6, Q.Moses 4-1-5, C.Wake 2-3-5, K.Langford 2-3-5, C.Clemons 4-0-4, T.Dobbins 2-1-3, S.Smith 2-0-2, B.Sapp 2-0-2

Interceptions

Vikings – None.

Dolphins – J.Allen 17 yds., J.Allen 0 yds. V.Davis 0 yds.

GAME NOTES

- **Adrian Peterson's** rushing touchdown moves him into third place for most in a career. Peterson has 41 TDs. Chuck Foreman (1973-79) and Bill Brown (1962-74) are tied for the record with 52 each.
- **Peterson** set a team record for most rushing yards vs. the Dolphins with his 145-yard day. Terry Allen had the previous series record with a 113-yard day against Miami in 1994.
- **Peterson** tied a team record for most rushing attempts vs. the Dolphins. Chester Taylor also had 28 attempts against Miami in 2006.
- **Peterson's** 176 combined net yards makes him the 14th player in team history to reach 6,000 combined net yards. He now has 6,018.
- **Peterson** had 28 rushing attempts to set an ongoing team record for most in a player's first four seasons. He now has 962 carries, breaking past Chuck Foreman's old mark of 939.
- **Jared Allen's** one sack gives him 30, continuing an ongoing team record for most QB sacks in a player's first three seasons. Alan Page (1967-69) had the previous record with 28.5 and **Kevin Williams** had 26.5 from 2003-05.
- **Brett Favre's** 225 yards passing move him into second place for most yards in a Vikings quarterback's first two seasons. Favre has 4,598, passing Fran Tarkenton's 4,592 from 1961-62, but Favre is still well behind Warren Moon's mark of 8,492 from 1994-95.
- **Chris Kluwe's** 50-yard punt moves him into second place for most games with punts of 50 yards or more. He has 60 such games, tying Mitch Berger (1996-2001). Greg Coleman has the record with 68 during his career (1978-87).

SEASON AT A GLANCE – GAME 3

VIKINGS 24, LIONS 10

At Mall of America Field at HHH Metrodome, September 26, 2010

Attendance – 63,377

	1	2	3	4	OT	Total
Detroit	7	3	0	0	-	10
Minnesota	7	7	10	0	-	24

Lions – T.Sheffler 5 yd. pass from Sh.Hill (J.Hanson kick) (1st – 3:04)
 Vikings – P.Harvin 24 yd. pass from B.Favre (R.Longwell kick) (1st – 0:57)
 Vikings – A.Peterson 6 yd. run (R.Longwell kick) (2nd – 4:44)
 Lions – J.Hanson 33 yd. Field Goal (2nd – 0:00)
 Vikings – R.Longwell 31 yd. Field Goal (3rd – 7:47)
 Vikings – A.Peterson 80 yd. run (R.Longwell kick) (3rd – 3:01)

	Lions	Vikings
First Downs	17	21
Rushes/Yards.....	19/63	30/183
Passing Yards.....	232	185
Punt Return/Yards.....	1/0	5/29
KO Return/Yards.....	5/142	2/41
Passes (A-C-I).....	43-29-2	34-23-2
Times Sacked/Yards	1/5	2/16
Punts	7/42.9	5/43.2
Fumbles/Lost.....	1/1	1/1
Penalties/Yards.....	8/67	12/100
Possession Time.....	28:08	31:52

Passing

Vikings – B.Favre 23-34-201, 67%, 1 TD – 68.4 rating.

Lions – Sh.Hill 29-43-237, 67%, 1 TD – 69.6 rating.

Rushing

Vikings – A.Peterson 23-160-2 TDs, P.Harvin 2-13, T. Gerhart 3-12, B.Favre 2-(-2)

Lions – J.Best 7-26, S.Logan 1-21, M.Morris 6-5, J.Felton 2-5, Sh.Hill 2-4, C.Johnson 1-2

Receiving

Vikings – P.Harvin 6-62-1 TD, A.Peterson 5-30, G.Lewis 3-30, J.Kleinsasser 2-17, G.Camarillo 2-16, B.Berrian 2-11, H.Baskett 1-18, J.Dugan 1-10, V.Shiancoe 1-7

Lions – T.Scheffler 7-60-1 TD, C.Johnson 6-56, B.Pettigrew 6-44, M.Morris 5-36, D.Williams 2-23, J.Best 2-13, J.Felton 1-5

Sacks

Vikings – B.Robison 1.0

Lions – L.Jackson 1.0, TEAM 1.0

Tackles

Vikings – J.Allen 3-3-6, J.Kennedy 2-1-3, K.Williams 2-3-5, P.Williams 2-1-3, B.Robison 3-0-3, B.Leber 0-4-4, C.Greenway 10-4-14, E.J.Henderson, 3-5-8, M.Williams 4-4-8, A.Winfield 11-2-13, C.Cook 5-1-6, H.Abdullah 8-0-8, C.Griffin 2-2-4

Lions – C.Brown 5-2-7, A.Palmer 6-0-6, J.Peterson 5-1-6, J.Wade 5-0-5, C.Houston 5-0-5, L.Delmas 3-1-4, N.Suh 3-0-3, A.Smith 3-0-3, C.Avril 2-1-3, L.Jackson 2-0-2, D.Levy 2-0-2

Interceptions

Vikings – B.Leber 19 yds, A.Winfield 0 yds.

Lions – C.Williams 27 yds, A.Smith 0 yds.

GAME NOTES

- **Adrian Peterson's** 80-yard touchdown run was his career longest and ties for fourth-longest in team history. His previous long was a 73-yard TD vs. Chicago on Oct. 14, 2007.
- **Peterson's** 80-yard run was the second-longest on Mall of America Field and the longest by a Vikings player. Tony Dorsett will always hold at least part of the record with a 99-yard run in 1983.
- **Peterson** recorded his 21st career 100-yard game rushing, trailing only Robert Smith's 29 in that category.
- **Ryan Longwell's** six points move him into sixth place for most points scored in team history for a career. Fred Cox holds the record with 1,365 points from 1963-77.
- **Brett Favre** started his 35th game vs. the Lions in his career. He becomes the first player in NFL history to have that many versus an NFL opponent in the regular season, breaking his record 34 against the Bears.
- **Favre** increased his NFL record to 26 for most wins against an opponent. Favre is only one of four players to have 20 wins against an opponent, joining Dan Marino against Indianapolis, John Elway against San Diego and Seattle, and Len Dawson against Denver.
- The Vikings have beaten the Lions a team-record 66 times. That is the most versus any opponent.
- The Vikings have beaten Detroit a team-record 22 times in the Metrodome since 1982

SEASON AT A GLANCE – GAME 4

VIKINGS 20, JETS 29

New Meadowlands Stadium, October 11, 2010

Attendance – 77,909

	1	2	3	4	OT	Total
Minnesota	0	0	7	13	-	20
New York	3	6	6	14	-	29

Jets – N.Folk 25 yd. Field Goal (1st – 4:55)
 Jets – N.Folk 53 yd. Field Goal (2nd – 5:29)
 Jets – N.Folk 22 yd. Field Goal (2nd – 0:17)
 Jets – N.Folk 34 yd. Field Goal (3rd – 8:49)
 Vikings – R.Moss 37 yd. pass from B.Favre (R.Longwell kick) (3rd – 2:10)
 Jets – N.Folk 31 yd. Field Goal (3rd – 0:49)
 Vikings – P.Harvin 34 yd. pass from B.Favre (pass failed) (4th – 12:47)
 Jets – S.Greene 23 yd. run (N.Folk kick) (4th – 4:30)
 Vikings – P.Harvin 11 yd. pass from B.Favre (R.Longwell kick) (4th – 3:09)
 Jets – D.Lowery 26 yd. interception return (N.Folk kick) (4th – 1:30)

	Vikings	Jets
First Downs	16	20
Rushes/Yards.....	24/96	32/155
Passing Yards	240	173
Punt Return/Yards.....	1/22	3/14
KO Return/Yards.....	7/175	4/135
Passes (A-C-I).....	34-14-1	44-21-0
Times Sacked/Yards	4/24	2/18
Punts	7/42.4	7/46.3
Fumbles/Lost.....	3/2	1-0
Penalties/Yards.....	8/51	6/55
Possession Time.....	26:05	33:55

Passing

Vikings – B.Favre 14-34-264, 41%, 3TDs – 85.9 rating.
Jets – M.Sanchez 21-44-191, 48% - 59.9 rating.

Rushing

Vikings – A.Peterson 18-88, T.Gerhart 2-7, B.Favre 4-1
Jets – L.Tomlinson 20-94, S.Greene 10-57-1 TD, B.Smith 2-4

Receiving

Vikings – P.Harvin 5-97-2 TDs, R.Moss 4-81-1 TD, V.Shiancoe 2-28, G.Lewis 1-33, A.Peterson 1-20, J.Kleinsasser 1-5
Jets – B.Edwards 5-70, J.Cotchery 5-46, L.Tomlinson 5-13, S.Holmes 3-41, D.Keller 2-14, J.Conner 1-7

Sacks

Vikings – R.Edwards 1.5, J.Kennedy 0.5
Jets – S.Ellis 0.5, C.Pace 1.5, J.Taylor 1.0, D.Coleman 1.0

Tackles

Vikings – J.Allen 6-1-7, R.Edwards 5-2-7, K.Williams 1-2-3, P.Williams 2-1-3, B.Leber 1-3-4, C.Greenway 7-2-9, E.J.Henderson 7-4-11, M.Williams 9-2-11, A.Winfield 2-0-2, H.Abdullah 6-4-10, C.Griffin 4-1-5, A.Allen 5-0-5
Jets – D.Harris, 3-6-9, J.Leonhard 8-0-8, S.Pouha 2-3-5, M.Devito 0-5-5, S.Ellis 1-3-4, C.Pace 2-1-3, B.Scott 1-2-3, B.Thomas 0-3-3, J.Taylor 2-0-2

Interceptions

Vikings – None
Jets – D.Lowery (26 yds.)

GAME NOTES

- **Brett Favre's** three touchdown passes give him a career total of 502. He becomes the first player in NFL history to reach the milestone of 500. Dan Marino is next with 420 TDs.
- **Favre's** 264 passing yards give him a career total of 70,190. He becomes the first player in NFL history to reach the milestone of 70,000 passing yards. Once again, Marino is second with 61,361 yards.
- The Vikings lost their eighth game in nine attempts versus the Jets (1-8). The Vikings have lost the last seven games in a row versus the Jets, dating back to 1979. The Vikings' only win was in 1975.
- **Adrian Peterson** becomes only the sixth player in team history to reach 1,000 career rushing attempts with his 18 on Monday night.
- **Peterson** set a team record for most yards rushing thru the first four games of any season. He has 480, besting Smith's mark of 440 through the first four games of 1997.
- **Randy Moss** becomes only the third player in NFL history to reach 40 career receiving touchdowns in the month of October.
- **Moss** moves into fifth place in NFL history for most career receiving yards in the month of October. He has 3,793 yards in Octobers, but Rice holds the monthly mark with 4,689.
- **Percy Harvin's** seven kickoff returns and 175 kickoff return yards is a team record vs. the N.Y. Jets.
- **Harvin** set a team record for most kickoff return yards on a Monday night. He had 175, besting Eddie Payton's team record of 171 in 1981.
- **Cullen Loeffler** becomes only the second long snapper in team history to play in 100 consecutive games, joining Mike Morris (144).

SEASON AT A GLANCE – GAME 5

VIKINGS 24, COWBOYS 21

At Mall of America Field at HHH Metrodome, October 17, 2010

Attendance – 64,120

	1	2	3	4	OT	Total
Minnesota	7	0	14	3	-	24
Dallas	7	7	0	7	-	21

Cowboys – R.Williams 15 yd. pass from T.Romo (D.Buehler kick) (1st – 5:02)

Vikings – G.Camarillo 10 yd. pass from B.Favre (R.Longwell kick) (1st – 0:00)

Cowboys – R.Williams 2 yd. pass from T.Romo (D.Buehler kick) (2nd – 0:29)

Vikings – P.Harvin 95 yd. kickoff return (R.Longwell kick) (3rd – 14:48)

Vikings – A.Peterson 1 yd. run (R.Longwell kick) (3rd – 0:43)

Cowboys – D.Bryant 31 yd. pass from T.Romo (D.Buehler kick) (4th – 10:18)

Vikings – R.Longwell 38 yd. Field Goal (4th – 4:03)

	Cowboys	Vikings
First Downs	16	14
Rushes/Yards	28/94	28/95
Passing Yards	220	118
Punt Return/Yards	2/3	4/24
KO Return/Yards	5/81	3/134
Passes (A-C-I)	32-24-2	19-14-0
Times Sacked/Yards	0/0	3/25
Punts	5/48.8	5/42.4
Fumbles/Lost	0/0	1/1
Penalties/Yards	11/91	5/45
Possession Time	32:10	27:50

Passing

Vikings – B.Favre 14-19-118, 74%, 1 TD – 106.9 rating.

Cowboys – T.Romo 24-32-220, 75%, 3 TD – 98.4 rating.

Rushing

Vikings – A.Peterson 24-73-1 TD, P.Harvin 2-18, T.Gerhart 1-4

Cowboys – F.Jones 14-32, M.Barber 10-31, T.Romo 3-31

Receiving

Vikings – R.Moss 5-55, P.Harvin 3-21, J.Kleinsasser 2-25, G.Camarillo 2-15-1 TD, B.Berrian 1-4

Cowboys – F.Jones 10-61, J.Witten 3-52, R.Williams 3-28-2 TDs, M.Barber 3-15, M.Austin 2-12, C.Gronkowski 2-10, D.Bryant 1-31,

Sacks

Vikings – None .

Cowboys – G. Sensabaugh 1.0, D.Ware 1.0, J.Ratliff 1.0

Tackles

Vikings – J.Allen 1-4-5, R.Edwards 2-3-5, K.Williams 6-0-6, P.Williams 2-1-3, B.Leber 5-2-7, C.Greenway 8-2-10, E.J.Henderson 7-6-13, M.Williams 3-3-6, A.Winfield 8-4-13, H.Abdullah 3-0-3, J.Sanford 3-0-3, A.Allen 1-1-2

Cowboys – B.James 9-1-10, G.Sensabaugh 7-0-7, M.Jenkins 5-0-5, D.Ware 4-1-5, K.Brooking 3-2-5, T.Newman 3-0-3, I.Olshanksy 2-1-3, O.Scandrick 2-1-3, J.Ratliff 1-2-3, A.Spencer 2-0-2, M.Spears 1-1-2, S.Bowen 1-1-2

Interceptions

Vikings – E.J. Henderson 10 yards, E.J. Henderson 0 yards

Cowboys – None.

GAME NOTES

- **E.J. Henderson** becomes only the 10th linebacker in team history to intercept two passes in a game. He is the first since Chad Greenway against Detroit on Sept. 20, 2009.
- **Henderson** ties a team record for most interceptions vs. Dallas in the series history with two.
- **Percy Harvin's** 95-yard return set a record for longest kickoff return in team history in the Dallas series.
- **Harvin's** 95-yard kickoff return for a touchdown ranks sixth-longest in team history. Harvin is the only player to be in the top 10 more than once, with three long returns – of 101, 95 and 88 yards.
- **Harvin** added to his team record with his third career kickoff return for a touchdown. He now has three kickoff returns for touchdowns. Eleven other players have kickoff returns for touchdowns in team history, but Harvin is the only one with more than one touchdown.
- **Harvin** tied a team record for most combined kick-return touchdowns in a career with three.
- **Greg Camarillo** caught his first touchdown as a Viking. It was Brett Favre's 60th different receiver to have caught a touchdown pass thrown by him, his 503th.
- **Adrian Peterson's** 73 rushing yards give him a career total of 5,037. He becomes only the fourth Vikings player to reach that milestone.
- **Peterson** set a team record for fewest games needed to reach 5,000 rushing yards, accomplishing it in 51 games. Foreman did it in 68 games, Smith in 79 and Brown in 119 games.
- **Peterson** becomes the first Vikings player to reach 500 yards in five games twice in his career, doing that in 2007 and 2010.
- **Ryan Longwell** becomes only the fourth kicker in team history to make 100 field goals, joining Fred Cox, Fuad Reveziz, Gary Anderson and Ryan Longwell.
- **Longwell** produced his eighth game-winning kick as a Viking. The team record is nine by Fred Cox (1963-77).

SEASON AT A GLANCE – GAME 6

VIKINGS 24, PACKERS 28

Lambeau Field, October 24, 2010

Attendance – 71,107

	1	2	3	4	OT	Total
Minnesota	7	10	7	0	-	24
Green Bay	7	7	14	0	-	28

Packers – B.Jackson 1 yd. run (M.Crosby kick) (1st – 5:07)
 Vikings – P.Harvin 17 yd. run (R.Longwell kick) (1st – 1:11)
 Packers – A.Quarless 9 yd. pass from A. Rodgers (M.Crosby kick) (2nd – 14:53)
 Vikings – A.Peterson 1 yd. run (R.Longwell kick) (2nd – 10:16)
 Vikings – R.Longwell 28 yd. Field Goal (2nd – 3:59)
 Packers – G.Jennings 14 yd. pass from A.Rodgers (M.Crosby kick) (3rd – 8:44)
 Packers – D.Bishop 32 yd. interception return (M.Crosby kick) (3rd – 7:45)
 Vikings – R.Moss 4 yd. pass from B.Favre (R.Longwell kick) (3rd – 4:12)

	Vikings	Packers
First Downs	21	20
Rushes/Yards.....	36/196	23/84
Passing Yards	206	295
Punt Return/Yards.....	1/13	2/10
KO Return/Yards.....	5/83	5/104
Passes (A-C-I).....	29-16-3	35-21-2
Times Sacked/Yards	1/6	0/0
Punts	2/50.0	2/45.0
Fumbles/Lost.....	1/0	1/0
Penalties/Yards.....	6/40	2/20
Possession Time.....	31:04	28:56

Passing

Vikings – B.Favre 16-29-212, 55%, 1 TD – 50.4 rating.
Packers – A.Rodgers 21-34-295, 61.7%, 2 TDs – 84.9 rating.

Rushing

Vikings – A.Peterson 28-131-1 TD, P.Harvin 3-41-1 TD, T.Gerhart 5-24
Packers – B.Jackson 13-58-1 TD, A.Rodgers 3-14, J.Kuhn 7-12

Receiving

Vikings – P.Harvin 5-65, R.Moss 3-30-1 TD, V.Shiancoe 3-30, A.Peterson 2-41, B.Berrian 1-30, J.Kleinsasser 1-10, T.Gerhart 1-6
Packers – G.Jennings 6-74-1 TD, J.Jones 4-107, J.Nelson 4-25, B.Jackson 3-46, D.Lee 2-27, A.Quarless 2-16

Sacks

Vikings – None.
Packers – J.Wynn 1.0

Tackles

Vikings – J.Allen 1-1-2, R.Edwards 2-1-3, K.Williams 2-0-2, P.Williams 1-1-2, B.Leber 2-0-2, C.Greenway 10-2-12, E.J.Henderson 4-3-7, M.Williams 4-2-6, A.Winfield 5-3-8, C.Cook 3-0-3, F.Walker 5-1-6, T.Johnson 1-2-3, A.Allen 3-1-4
Packers – A.Hawk 6-5-11, C.Wilson 5-3-8, D.Bishop 5-3-8, C.Peprah 6-0-6, N.Collins 5-1-6, B.Jones 4-2-6, C.Woodson 4-2-6, B.Raji 3-1-4, T.Williams 3-0-3, J.Wynn 2-0-2, F.Zombo 2-0-2

Interceptions

Vikings – J.Allen 4 yds. M.Williams 0 yds.
Packers – D.Bishop 32 yds. A.Hawk 21 yds. N.Collins 3 yds.

GAME NOTES

- **Brett Favre** set an NFL record for most starts in one stadium with 119 starts at Lambeau Field, where he has a 90-29 record. John Elway had a 95-23 record in his 118 starts at Mile High Stadium.
- **Favre** added to his NFL record for most passing yards in one stadium, as he now has 28,240 in Lambeau Field from 1992-2010.
- **Favre** played in his 296th game, which ties him for seventh in NFL history.
- **Jared Allen** had his third career interception (Kansas City vs. Seattle, 10/28/06) and second as a Viking (vs. Chicago, 11/19/09; vs. Green Bay, 10/24/10). He ranks tied for third place among defensive lineman in Vikings history.
- **Percy Harvin** scored his first career rushing touchdown. He becomes only the fifth player in team history to score three different ways in a season, and the first since 2005.
- **Adrian Peterson** set a team record for most yards rushing through the first six games of any season. He becomes the first Vikings player to reach 600 yards three times after game six. He has 684 yards so far this season, besting his 2007 total of 670 after six games.
- **Peterson's** 172 yards move him into the Vikings top-10 for most combined net yards in a career. With 6,569, he surpasses Tommy Mason's 6,491.
- **Peterson's** 828 yards gained from scrimmage after the first six games ranks second-best in team history. He becomes the first player in team history to reach 800 yards twice. His 2007 mark of 857 yards after six games is still the record.
- **Peterson** had his 22nd career 100-yard game rushing.



**SHOW YOUR
HORNS**

UPDATED PLAYER BIOS

- Includes Updated Career Statistics

2010 VIKINGS PLAYER BIOS



#39 HUSAIN ABDULLAH • S 3rd Year Vikings/3rd Year NFL • Washington State

- Was inactive against Green Bay due to an injury that was suffered against Dallas.
- Made his 5th start of the season against the Cowboys and recorded 3 tackles and 1 PBU before leaving with an injury.
- Recorded a season and career high 10 tackles against the New York Jets.
- Credited with 8 solo tackles and 2 pass breakups (career high) in the victory over Detroit.
- Led the secondary with 8 total tackles in the Vikings home opener against Miami.
- Made first career start at New Orleans on 9/9/10 at strong safety.
- Continued to showcase his special teams talent with 17 tackles in 2009, which was 5th best on the team.

CAREER NOTES

- Led the team with 24 special teams tackles in 2008, marking the 7th time in Vikings history a rookie has achieved the feat.
- One of 3 rookie free agents to make the Vikings opening day roster in 2008 and was the only one to play in all 16 games.
- Recorded first sack of career last season against Seattle's Matt Hasselbeck on 11/22/09.

2010 GP/GS	Career GP/GS	Playoffs GP/GS
5/5	35/5	3/0

Abdullah's 2010 Season Highs

Tackles..... 10..... at NYJ, 10/11/10
Pass breakups.....2.....vs Detroit, 9/26/10

Abdullah's 2010 Season Highs (Special Teams)

Tackles..... 1..... at New Orleans, 9/9/10

Abdullah's Career Highs (Special Teams)

Tackles..... 4..... vs NY Giants, 1/3/10

Abdullah's Career Highs

Tackles..... 10..... at NYJ, 10/11/10
Pass breakups.....2.....vs Detroit, 9/26/10
Sacks.....1.....vs Seattle, 11/22/09

ABDULLAH'S SEASON AND CAREER STATS

OPPONENT	U	A	T	TFL	SK	QH	FF	FR	INT	PD
OPPONENT	U	A	T	TFL	SK	QH	FF	FR	INT	PD
at NO - 9/9	4	3	7	0.0	0.0	0	0	0	0	1
vs MIA - 9/19	2	6	8	0.0	0.0	0	0	0	0	0
vs DET - 9/26	8	0	8	0.0	0.0	0	0	0	0	2
at NYJ - 10/11	6	4	10	0.0	0.0	0	0	0	0	0
vs DAL - 10/17	3	0	3	0.0	0.0	0	0	0	0	1
at GB - 10/24	INACTIVE									
at NE - 10/31										
vs ARI - 11/7										
at CHI - 11/14										
vs GB - 11/21										
at WAS - 11/28										
vs BUF - 12/5										
vs NYG - 12/12										
vs CHI - 12/20										
at PHI - 12/26										
at DET - 1/2										
2010 TOTALS	23	13	36	0.0	0.0	0	0	0	0	4
CAREER	26	14	40	0.0	1.0	0	0	0	0	4

SPECIAL TEAMS STATS

OPPONENT	U	A	T	FF	FR	BK
at NO - 9/9	1	0	1	0	0	0
vs MIA - 9/19	0	0	0	0	0	0
vs DET - 9/26	0	0	0	0	0	0
at NYJ - 10/11	0	0	0	0	0	0
vs DAL - 10/17	0	0	0	0	0	0
at GB - 10/24	INACTIVE					
at NE - 10/31						
vs ARI - 11/7						
at CHI - 11/14						
vs GB - 11/21						
at WAS - 11/28						
vs BUF - 12/5						
vs NYG - 12/12						
vs CHI - 12/20						
at PHI - 12/26						
at DET - 1/2						
2010 TOTALS	1	0	1	0	0	0

#21 ASHER ALLEN • CB 2nd Year Vikings/2nd Year NFL • Georgia

- Continues to start at RCB, his 4th start of the season came against GB. Allen finished with 1 tackles on ST and 3 on defense.
- Lined up as the starting RCB against the Cowboys in place of Cedric Griffin. Finished the game with 2 tackles on defense and 1 on special teams.
- Playing in the nickel and dime packages against the Jets, Allen recorded 5 solo tackles and 2 passes defended (career high).
- Saw action as a reserve on defense and recorded 1 tackle on special teams vs. the Lions.
- Earned his second start of the 2010 season making 3 tackles against Miami.
- Set career-high in tackles with 8 against the Saints to start the 2010 season.
- Recorded a sack and a forced fumble in his 1st career game at Pittsburgh in 2009.

CAREER NOTES

- Declared for the draft following his junior season and was one of 4 SEC players taken by the Vikings in the 2009 Draft. Taken in the 3rd Round with the 86th pick.
- Posted 1st career interception vs Seattle (11/22/09) when jumping in front of a Seneca Wallace pass.

2010 GP/GS	Career GP/GS	Playoffs GP/GS
6/4	16/5	2/0

Asher Allen's 2010 Season Highs

Tackles..... 8..... at New Orleans, 9/9/10
Pass Breakups.....2.....at NYJ, 10/11/10
ST Tackles.....1..... vs Detroit, 9/26/10, vs Dallas, 10/17/10

Asher Allen's Career Highs

Tackles..... 8..... at New Orleans, 9/9/10
Pass Breakups.....2.....at NYJ, 10/11/10
Tackle for Loss..... 1..... vs. Detroit, 11/15/09
Sacks.....1.0..... at Pittsburgh, 10/25/09
Interceptions..... 1..... vs. Seattle, 11/22/09
Forced Fumbles..... 1..... at Pittsburgh, 10/25/09
Special Teams Tackles 2..... at Green Bay, 11/1/09

Asher Allen's Career Highs (Special Teams)

Tackles..... 2..... at Green Bay, 11/1/09

ASHER ALLEN'S SEASON AND CAREER STATS

OPPONENT	U	A	T	TFL	SK	QH	FF	FR	INT	PD
at NO - 9/9	5	3	8	0.0	0.0	0	0	0	0	1
vs MIA - 9/19	2	1	3	0.0	0.0	0	0	0	0	0
vs DET - 9/26	0	0	0	0.0	0.0	0	0	0	0	0
at NYJ - 10/11	5	0	5	0.0	0.0	0	0	0	0	2
vs DAL - 10/17	1	1	2	0.0	0.0	0	0	0	0	0
at GB - 10/24	2	1	3	0.0	0.0	0	0	0	0	0
at NE - 10/31										
vs ARI - 11/7										
at CHI - 11/14										
vs GB - 11/21										
at WAS - 11/28										
vs BUF - 12/5										
vs NYG - 12/12										
vs CHI - 12/20										
at PHI - 12/26										
at DET - 1/2										
2010 TOTALS	15	6	21	0.0	0.0	0	0	0	0	3
CAREER	35	9	44	1.0	1.0	0	1	0	1	4

SPECIAL TEAMS STATS

OPPONENT	U	A	T	FF	FR	BK
at NO - 9/9	0	0	0	0	0	0
vs MIA - 9/19	0	0	0	0	0	0
vs DET - 9/26	1	0	1	0	0	0
at NYJ - 10/11	0	0	0	0	0	0
vs DAL - 10/17	1	0	1	0	0	0
at GB - 10/24	1	0	1	0	0	0
at NE - 10/31						
vs ARI - 11/7						
at CHI - 11/14						
vs GB - 11/21						
at WAS - 11/28						
vs BUF - 12/5						
vs NYG - 12/12						
vs CHI - 12/20						
at PHI - 12/26						
at DET - 1/2						
2010 TOTALS	3	0	3	0	0	0

2010 VIKINGS PLAYER BIOS



#69 JARED ALLEN • DE 3rd Year Vikings/7th Year NFL • Idaho State

- Recorded his 3rd career INT against Aaron Rodgers at Green Bay. It was his third career INT and second as a Viking. Allen added 2 tackles and 4 QBH.
- Provided the pressure to rush Tony Romo into throwing his 1st interception to E.J. Henderson. Allen finished the game 5 QB hurries and 5 total tackles.
- Produced 7 total tackles (6 solo) and 3 QB hurries against the Jets.
- Totaled 6 tackles and 1 pass defended in the victory over Detroit.
- Jared's sack against Miami gives him a total of 29.0 sacks for his first three seasons in Minnesota. He now holds the record of sacks in 3 seasons for the Vikings. Alan Page is second with 28.5 sacks through three seasons.
- Recorded first sack of the 2010 season when chasing down Chad Henne in the home opener against Miami. Totaled 4 tackles in the game.
- Led the defensive linemen in tackles (6) against New Orleans in Week 1.
- Named a starter for the 2010 Pro Bowl, his 3rd consecutive berth.
- Earned 1st Team All-Pro honors for the 3rd straight year.
- Voted by teammates as the Vikings 2009 Defensive MVP.
- Led the NFC and ranked 2nd in the NFL with 14.5 sacks.
- Joined Alan Page and Carl Eller as the only Vikings in history to post back-to-back seasons of 13.0-plus sacks (14.5 in 2008 and 2009).
- Became just the 2nd player in NFL history to have 3 straight seasons of at least 14.0 sacks, joining Hall of Famer Reggie White.
- Set a career high with a team-best 8 forced fumbles in 2009.
- Has more sacks (72.0) than any other player since entering the NFL in 2004.

2004-2009 NFL SACKS

Player	Sacks
Jared Allen	72.0
DeMarcus Ware	64.5
Julius Peppers	62.0

- Shares Vikings team record for safeties in a season (2 in 2008) with Alan Page (1971) and has the most safeties in a career with 3.
- Joined several other NFL players on a USO tour to visit troops in Kuwait and Iraq in the 2009 offseason.
- An avid hunter, hunted large game in the offseason and took down a bison while archery hunting on the TV show Relentless Pursuit.
- Owns a clothing company, Jared Allen 69, which features his trademark caps and t-shirts, available online at JaredAllen69inc.com.

CAREER NOTES

- Led the Vikings with 14.5 sacks in his 1st season with the club in 2008 to earn a 2nd consecutive trip to the Pro Bowl and AP 1st Team All-Pro recognition...His 14.5 sacks in 2008 were the most since John Randle's 15.5 in 1997.
- Shares Vikings team record for safeties in a season (2 in 2008) with Alan Page (1971) and has the most safeties in a career with 3.
- Joined several other NFL players on a USO tour to visit troops in Kuwait and Iraq in the 2009 offseason.
- An avid hunter, hunted large game in the offseason and took down a bison while archery hunting on the TV show Relentless Pursuit.
- Owns a clothing company, Jared Allen 69, which features his trademark caps and t-shirts, available online at JaredAllen69inc.com.
- Active with Juvenile Diabetes Foundation and donated \$3,000 for each sack he recorded through his Sack Diabetes program in 2008.

2010 GP/GS
6/6

Career GP/GS
99/93 (61/55-KC; 38/38-MIN)

Playoffs GP/GS
4/4 (1/1-KC; 3/3-MIN)

Jared Allen's 2010 Season Highs

Tackles.....7.....at NYJ, 10/11/10
Sacks.....1.....vs Miami, 9/19/10
Pass Defended.....1.....vs Detroit, 9/26/10
QB Hurries.....3.....at NYJ, 10/11/10
INT.....1.....at GB, 10/24/10

Jared Allen's Career Highs

Tackles.....10.....vs. Denver, 9/26/05; vs. Baltimore, 10/18/09
Sacks.....4.5.....vs. Green Bay, 10/5/09
INTs.....1.....vs. Seattle, 10/29/06; vs. Chicago, 11/29/09, at Green Bay, 10/24/10
Forced Fumbles.....2.....vs. Washington, 10/16/05
Fumble Recoveries.....2.....vs. Washington, 10/16/05; at Oakland, 12/23/06; at St. Louis, 10/11/09
Blocked FG.....1.....at Indianapolis, 11/18/07
QB Hurries.....8.....vs. Oakland, 11/16/05
Safety.....1.....vs. Detroit, 10/12/08; vs. Green Bay, 11/9/08, vs. Green Bay, 10/5/09

JARED ALLEN'S SEASON AND CAREER STATS

OPPONENT	U	A	T	TFL	SK	QH	FF	FR	INT	PD
at NO - 9/9	4	2	6	0.0	0.0	0	0	0	0	0
vs MIA - 9/19	3	1	4	0.0	1.0	0	0	0	0	0
vs DET - 9/26	3	3	6	0.0	0.0	0	0	0	0	1
at NYJ - 10/11	6	1	7	0.0	0.0	3	0	0	0	0
vs DAL - 10/17	1	4	5	0.0	0.0	5	0	0	0	0
at GB - 10/24	1	1	2	0.0	0.0	4	0	0	1	1
at NE - 10/31										
vs ARI - 11/7										
at CHI - 11/14										
vs GB - 11/21										
at WAS - 11/28										
vs BUF - 12/5										
vs NYG - 12/12										
vs CHI - 12/20										
at PHI - 12/26										
at DET - 1/2										
2010 TOTALS	18	12	30	0.0	1.0	12	0	0	1	2
CAREER	341	100	441	22.0	73.0	226	24	11	3	35

2010 VIKINGS PLAYER BIOS



#19 HANK BASKETT • WR 1st Year Vikings/5th Year NFL • New Mexico

- Has been inactive for the past 3 games (@NYJ, DAL, @GB).
- Made his Vikings debut on 9/26/10 in which he saw action on special teams and offense during the 24-10 win over Detroit.

2009 REGULAR SEASON HIGHLIGHTS

- Signed with the colts and appeared in 11 regular season games and three playoff games.

- Recorded five receptions for 34 yards on the season.

CAREER NOTES

- Hauled in a 90-yard touchdown pass from quarterback Donovan McNabb vs. St. Louis (9/7/08)
- In 2006, became the 2nd rookie in NFL history to post 2 TD receptions of 85 yards-or-more (89 vs. Atl. 12/31/06 & 87 vs. Dallas 10/8/06) in a single season, since Green Bay's Billy Howton did so in 1952.
- Twice earned Diet Pepsi NFL ROW honors in 2006 (vs. Atl., 12/31/06 & vs. Dallas 10/8/06).

2010 GP/GS	Career GP/GS	Playoffs GP/GS
1/0	60/11 (48/11-PHI; 11/0-IND; 1/0-MIN)	8/0 (5/0-PHI; 3/0-IND)

Baskett's 2010 Season Highs

Receptions..... 1..... vs Detroit, 9/26/10
Long Catch..... 18.....vs Detroit, 9/26/10

Baskett's Career Highs

Receptions..... 8..... vs Pittsburgh, 9/21/08
Receiving Yards..... 177.....vs Atlanta, 12/31/06

BASKETT'S SEASON AND CAREER STATS

OPPONENT	No	Yds	Avg	Lg	TD
at NO - 9/9	NOT WITH TEAM				
vs MIA - 9/19	NOT WITH TEAM				
vs DET - 9/26	1	18	18.0	18	0
at NYJ - 10/11	INACTIVE				
vs DAL - 10/17	INACTIVE				
at GB - 10/24	INACTIVE				
at NE - 10/31	INACTIVE				
vs ARI - 11/7					
at CHI - 11/14					
vs GB - 11/21					
at WAS - 11/28					
vs BUF - 12/5					
vs NYG - 12/12					
vs CHI - 12/20					
at PHI - 12/26					
at DET - 1/2					
2010 TOTALS	1	18	18.0	18	0
CAREER	77	1098	14.3	90t	6

#87 BERNARD BERRIAN • WR 3rd Year Vikings/7th Year NFL • Fresno State

- Snagged his season long reception of 30 yards playing at Green Bay which was also his highest yardage output of the season.

- Was targeted twice against the Cowboys, finishing with 1 reception for 4 yards.
- Saw action as the 3rd WR while playing at New York but did not record any stats.

- In his 3rd start of the season Berrian had 2 receptions for 11 yards in the 24-10 victory over Detroit.

- Hauled in 2 receptions for a total of 24 yards against the Dolphins. His long catch of the day was for 20 yards.

- Recorded one reception for three yards in the 2010 opener.

- Handeled the punt return duties in New Orleans. Fielding four punts, returning two.

- Parents, Sallie and Joseph, are retired US Air Force jet mechanics.

2009 REGULAR SEASON HIGHLIGHTS

- Ranked 4th on the team in receptions (55) and 3rd in receiving yards (618).

- Posted the 3rd 50-plus catch season of his career (55, 2009; 71, 2007; 51, 2006).

- Personally donated \$5,000 to Second Harvest Heartland to provide 500 Thanksgiving turkeys to inner-city Twin Cities families at the 2nd Annual Bernard Berrian Thanksgiving Turkey Giveaway Challenge on 11/17.

CAREER NOTES

- Led the Vikings with a career-best 964 receiving yards on 48 receptions for an NFL-best 20.1-yard average in his 1st year with the team in 2008.
- Set a team record with 3 scores of 80-plus yards in 2009, including an NFL record-tying 99-yard TD reception against Chicago.

2010 GP/GS	Career GP/GS	Playoffs GP/GS
6/3	95/63 (58/32-CHI; 37/31-MIN)	7/6 (4/3-CHI; 3/3-MIN)

Berrian's 2010 Season Highs

Receptions..... 2..... vs Miami, 9/19/10, 2 vs Detroit, 9/26/10
Receiving Yards..... 30..... at Green Bay, 10/24/10
Long Catch 20..... at Green Bay, 10/24/10
Punt Returns..... 2..... at New Orleans, 9/9/10
Punt Return Yards 2..... at New Orleans, 9/9/10
Long Punt Return 2..... at New Orleans, 9/9/10

Berrian's Career Highs

Receptions..... 9..... at Seattle, 11/18/07
Receiving Yards..... 131..... vs. Detroit, 10/12/08
Long Catch 99t..... vs. Chicago, 11/30/08
TD Catch 1..... 24 times, last vs. Seattle, 11/22/09
Rushing Attempts 2..... 4 times, last at Jacksonville, 11/23/08
Rushing Yards 31..... vs. Atlanta, 12/18/05
Long Rush 37..... vs. Atlanta, 12/18/05
Kickoff Returns..... 5..... at Minnesota, 9/26/04
Kickoff Return Yards 120..... at Minnesota, 9/26/04
Long Kickoff Return.. 41..... at Minnesota, 9/26/04
Punt Returns..... 3..... at Green Bay, 12/25/05
Long Punt Return 82t..... at Arizona, 12/14/08

BERRIAN'S SEASON AND CAREER STATS

OPPONENT	No	Yds	Avg	Lg	TD
at NO - 9/9	1	3	3.0	3	0
vs MIA - 9/19	2	24	12.0	12	0
vs DET - 9/26	2	11	5.5	6	0
at NYJ - 10/11	0	0	0.0	0	0
vs DAL - 10/17	1	4	4.0	4	0
at GB - 10/24	1	30	30.0	30	0
at NE - 10/31					
vs ARI - 11/7					
at CHI - 11/14					
vs GB - 11/21					
at WAS - 11/28					
vs BUF - 12/5					
vs NYG - 12/12					
vs CHI - 12/20					
at PHI - 12/26					
at DET - 1/2					
2010 TOTALS	7	72	10.3	30	0
CAREER	260	3851	14.8	99t	24

2010 VIKINGS PLAYER BIOS



#54 JASPER BRINKLEY • LB 2nd Year Vikings/2nd Year NFL • South Carolina

- Continues to showcase his talents on special teams recording 1 tackle at GB. Brinkley is second on the team with 6 ST tackles.
- Tied a career high with 3 special teams tackles in a 24-21 win against the Dallas Cowboys.
- Made 1 special teams tackle in the Monday Night matchup against the NY Jets.
- Played in his 3rd game of the 2010 season but did not record any stats against the Lions.
- Saw action on special teams in the 2010 home opener against Miami.
- Looking to excel on special teams with a healthy E.J. Henderson back. Brinkley made one special teams tackle against the Saints.

2009 REGULAR SEASON HIGHLIGHTS

- Led all Vikings rookies with 32 tackles.
- Made his 1st career start in Week 14 against Cincinnati, filling in for E.J. Henderson at MLB, becoming the 1st Vikings rookie to start at the position since Nick Rogers in 2002.
- Started the final 4 games of the regular season at MLB.
- Recorded a special teams tackle in 6-straight games, in Weeks 2-7.
- Was the only rookie to play in all 16 games this season.
- Ranked 6th on the team with 12 special teams tackles.

2010 GP/GS
6/0

Career GP/GS
22/4

Playoffs GP/GS
2/0

Brinkley's 2010 Season Highs (Special Teams)

Tackles..... 3..... vs Dallas, 10/17/10

Jasper Brinkley's Career Highs

Tackles..... 10..... at Carolina, 12/20/09
Solo Tackles 8..... at Carolina, 12/20/09
Tackle For Loss 1..... at Carolina, 12/20/09
QB Hurries..... 2..... vs. N.Y. Giants, 1/3/10

Brinkley's Career Highs (Special Teams)

Tackles..... 3..... vs. Baltimore, 10/18/09 ; vs Dallas, 10/17/10

BRINKLEY'S SEASON SPECIAL TEAMS STATS

OPPONENT	U	A	T	FF	FR	BK
at NO - 9/9	1	0	1	0	0	0
vs MIA - 9/19	0	0	0	0	0	0
vs DET - 9/26	0	0	0	0	0	0
at NYJ - 10/11	1	0	1	0	0	0
vs DAL - 10/17	3	0	3	0	0	0
at GB - 10/24	1	0	1	0	0	0
at NE - 10/31						
vs ARI - 11/7						
at CHI - 11/14						
vs GB - 11/21						
at WAS - 11/28						
vs BUF - 12/5						
vs NYG - 12/12						
vs CHI - 12/20						
at PHI - 12/26						
at DET - 1/2						
2010 TOTALS	6	0	6	0	0	0

#85 GREG CAMARILLO • WR 1st Year Vikings/5th Year NFL • Stanford

- Saw action on offense and special teams at GB, returning 1 punt for 13 yards.
- Scored his first TD as a Viking when Favre found him for a 10-yd catch and dive into the end zone. Camarillo finished the day with 2 receptions for 15 yds and 1 TD.
- Fielded 6 punts against the Jets; took one back for 22 yards (career long) and called for a fair catch on the other 5.
- Recorded 2 catches for 16 yards against Detroit which was his first victory as a Viking.
- Handled punt return duties for the first time in his NFL career when going against Miami. Had 2 returns for 14 yards along with 1 catch for 3 yards.
- Acquired just before the start of the 2010 regular season from the Miami Dolphins in exchange for CB Benny Sapp.
- Becomes the second current Vikings player to play his college ball at Stanford (Toby Gerhart).

CAREER NOTES

- Made the San Diego Chargers roster as an undrafted free agent back in 2005 to start his NFL career.
- Has 3 career games in which he surpassed 100 receiving yards.
- Was second on the Dolphins in receptions (50) and receiving yards (552) in 2009 while starting in all 16 regular season games.

2010 GP/GS
6/0

Career GP/GS
52/27 (4/0-SD; 42/27-MIA; 6/0-MIN)

Playoffs GP/GS
1/1

Camarillo's 2010 Season Highs

Receptions..... 2..... vs Detroit, 9/26/10, vs Dallas, 10/17/10
Touchdowns..... 1..... vs Dallas, 10/17/10
Receiving Yards..... 29..... at New Orleans, 9/9/10
Long Catch 29..... at New Orleans, 9/9/10
Punt Returns..... 5..... vs Detroit, 9/26/10
Long Punt Return..... 22..... at NYJ, 10/11/10

Camarillo's Career Highs

Receptions..... 11..... at Denver, 11/2/08
Receiving Yards..... 111..... at Denver, 11/2/08
Long Catch 64t..... vs Baltimore, 12/16/07
TD Catch 1..... 4 times; Most recently, vs New England, 11/23/08
Punt Returns..... 5..... vs Detroit, 9/26/10
Long Punt Return..... 22..... at NYJ, 10/11/10

CAMARILLO'S SEASON AND CAREER STATS

RECEIVING

OPPONENT	No	Yds	Avg	Lg	TD
at NO - 9/9	1	29	29.0	29	0
vs MIA - 9/19	1	3	3.0	3	0
vs DET - 9/26	2	16	8.0	10	0
at NYJ - 10/11	0	0	0.0	0	0
vs DAL - 10/17	2	15	7.5	10t	1
at GB - 10/24	0	0	0.0	0	0
at NE - 10/31					
vs ARI - 11/7					
at CHI - 11/14					
vs GB - 11/21					
at WAS - 11/28					
vs BUF - 12/5					
vs NYG - 12/12					
vs CHI - 12/20					
at PHI - 12/26					
at DET - 1/2					
2010 TOTALS	6	63	10.5	29	1
CAREER	119	1388	11.7	64t	5

PUNT RETURNS

OPPONENT	No	Yds	Avg	FC	Lg	TD
at NO - 9/9	0	0	0.0	0	0	0
vs MIA - 9/19	2	14	7.0	2	14	0
vs DET - 9/26	5	29	5.5	1	12	0
at NYJ - 10/11	1	22	22.0	5	22	0
vs DAL - 10/17	4	24	6.0	0	10	0
at GB - 10/24	1	13	13.0	1	13	0
at NE - 10/31						
vs ARI - 11/7						
at CHI - 11/14						
vs GB - 11/21						
at WAS - 11/28						
vs BUF - 12/5						
vs NYG - 12/12						
vs CHI - 12/20						
at PHI - 12/26						
at DET - 1/2						
2010 TOTALS	13	102	7.8	9	22	0
CAREER	13	102	7.8	9	22	0

2010 VIKINGS PLAYER BIOS



#31 CHRIS COOK • CB Rookie • Virginia

- Returned to the Vikings secondary after 2 minor knee surgeries to make his first appearance at Lambeau Field. Cook finished the game with 3 tackles.
- In his first NFL action, Cook started and made 6 tackles and recorded 1 pass defended against the Detroit Lions on 9/26/10.
- The highest drafted CB (#34) by the Vikings since 1994.
- The Virginia Cavalier started 31 of the 38 games in which he saw action.
- He recorded 19 pass breakups and 7 interceptions during his collegiate career.
- Becomes the first ever player selected out of the University of Virginia by the Vikings.

2010 GP/GS 2/1 Career GP/GS 2/1 Playoffs GP/GS 0/0

Cook's 2010 Season and Career Highs

Tackles..... 6..... vs Detroit, 9/26/10
Pass breakups..... 1..... vs Detroit, 9/26/10

CHRIS COOK'S SEASON AND CAREER STATS

OPPONENT	U	A	T	TFL	SK	QH	FF	FR	INT	PD
at NO - 9/9				INACTIVE						
vs MIA - 9/19				INACTIVE						
vs DET - 9/26	5	1	6	0.0	0.0	0	0	0	0	1
at NYJ - 10/11				INACTIVE						
vs DAL - 10/17				INACTIVE						
at GB - 10/24	3	0	3	0.0	0.0	0	0	0	0	0
at NE - 10/31										
vs ARI - 11/7										
at CHI - 11/14										
vs GB - 11/21										
at WAS - 11/28										
vs BUF - 12/5										
vs NYG - 12/12										
vs CHI - 12/20										
at PHI - 12/26										
at DET - 1/2										
2010 TOTALS	8	1	9	0.0	0.0	0	0	0	0	1
CAREER	8	1	9	0.0	0.0	0	0	0	0	1

#68 JON COOPER • C 2nd Year Vikings/2nd Year NFL • Oklahoma

- Was in uniform Sunday night at Green Bay but did not see the field.
- Made his first ever NFL start against the Dallas Cowboys on 10/17/10, a 24-21 win.
- Inactive in Week 3 versus Detroit.
- Has already surpassed his number of games from his rookie season when he played against Miami, his second game action in as many weeks.
- Saw action on special teams in Week 1 vs. New Orleans.

2009 REGULAR SEASON HIGHLIGHTS

- Saw his only game action at Arizona in Week 12.
- The only rookie free agent on the 53-man roster.
- Signed to the Vikings 53-man roster on 9/29 after spending 3 weeks on the practice squad but was inactive in his 1st game vs. Green Bay in Week 4.
- Made the original 53-man roster, but was released and signed to the practice squad after a day.

COLLEGE NOTES

- Named Big 12 Offensive Lineman of the Year as a senior in 2008 and played in the BCS National Championship Game against current teammate Percy Harvin's Florida Gators.
- College teammate of Adrian Peterson and Phil Loadholt.

2010 GP/GS 4/1 Career GP/GS 5/1 Playoffs GP/GS 0/0

#62 RYAN COOK • T 5th Year Vikings/5th Year NFL • New Mexico

- Spelled John Sullivan for most of the game at center after he left with an injury. Cook helped Adrian Peterson gain 160 rushing yards in the victory over Detroit.
- Has seen action in all 6 games in goal line situations and special teams play.

2009 REGULAR SEASON HIGHLIGHTS

- Key reserve on the NFL's 5th-ranked offense, helping earn the Vikings highest offensive ranking since 2004.
- Stepped in at RT in the 1st half at Arizona in Week 12 when starting RT Phil Loadholt left the game for a majority of the opening half due to injury.
- Was part of an offense that produced 537 total yards in Week 12 against Chicago, the most for the Vikings since 1998.

CAREER NOTES

- Started 33 of the last 35 regular season games at RT heading into 2009, including 16 games in 2007 for the NFL's top-ranked rush offense, and 14 games for Adrian Peterson's team-record 1,760 yards in 2008.
- Made the transition from C to RT upon entering the NFL as the Vikings' 2nd-round pick in 2006.

2010 GP/GS 6/1 Career GP/GS 59/34 Playoffs GP/GS 3/1

#72 CHRIS DEGEARE • G Rookie • Wake Forest

- Made his NFL debut against the Detroit Lions on 9/26/10 while seeing action on ST.
- Rookie guard was inactive for the past two games (Dallas, at Green Bay).
- Has been inactive during the first two weeks of the 2010 NFL season.
- A versatile offensive lineman that will provide depth to an established offensive line in both the guard and tackle positions.
- DeGeare spent his first three seasons at Wake Forest playing guard before switching to tackle during his final year.
- The Demon Deacon started all 12 games his senior season and was named All-ACC Honorable Mention.

2010 GP/GS 2/0 Career GP/GS 2/0 Playoffs GP/GS 0/0

2010 VIKINGS PLAYER BIOS



#83 JEFF DUGAN • TE 7th Year Vikings/7th Year NFL • Maryland

- Continues to help clear the way for the NFL's leading rusher Adrian Peterson who has 684 yards after his Green Bay performance.
- Got the start at home against the Dallas Cowboys in a 24-21 victory on 10/17/10.
- Added 1 catch for 10 yards against Detroit. Helped Adrian Peterson explode for 160 yards thanks to his stellar blocking up front.
- Helped pave the way for Adrian Peterson to rush for a season-high 145 yards in the home opener against the Dolphins.
- Recorded one catch for 8 yards in the 2010 season opener at New Orleans.
- Regarded as one of the hardest-working Vikings and is routinely one of the last to leave the practice field.
- One of four Maryland Terrapins on the Vikings 2009 roster (E.J. and Erin Henderson and Madieu Williams are the others).

2009 REGULAR SEASON HIGHLIGHTS

- Had a TD reception in consecutive games for the 1st time in his career; in Week 8 at Green Bay and in Week 10 against Detroit.
- Set a season career high with 2 TD receptions.
- Visited the Physical Therapy Clinic of the VA Medical Clinic and donated memorabilia to help begin a permanent Vikings-themed area.
- Visited the University of Minnesota Amplatz Children's Hospital with teammates and the Vikings Women's Organization on 10/27.
- Extended his streak of converting 1st downs on 3rd-and-1 situations to 5 with a career-long rush of 5 yards in the 1st quarter against Cleveland (9/13/09). It was also the longest rush of his career.

CAREER NOTES

- Ran for a 1st down in 3rd-and-1 situations on all 4 carries in 2008.
- Is preparing well for life after football, spending time in the 2009 offseason working on his MBA from Northwestern's Kellogg School of Management in addition to participating in NFLPA-sponsored business and finance classes at the Wharton School in 2006.

2010 GP/GS	Career GP/GS	Playoffs GP/GS
6/1	69/18	5/1

Dugan's 2010 Season Highs

Receptions..... 1 at New Orleans, 9/9/10, vs Detroit, 9/26/10
Receiving Yards..... 10 vs Detroit, 9/26/10

Dugan's Career Highs

Receptions..... 3 at Miami, 11/19/06
Receiving Yards..... 29 vs. Detroit, 12/2/07
Long Catch 27 vs. Detroit, 12/2/07
TD Catch 1 vs. Arizona, 11/26/06; at Green Bay, 11/1/09; vs. Detroit, 11/15/09
Rushing Attempts 2 at Arizona, 12/14/08
Rushing Yards 5 at Cleveland, 9/13/09
Long Rush 5 at Cleveland, 9/13/09

DUGAN'S SEASON AND CAREER STATS

RECEIVING

OPPONENT	No	Yds	Avg	Lg	TD
at NO - 9/9	1	8	8.0	8	0
vs MIA - 9/19	0	0	0.0	0	0
vs DET - 9/26	1	10	10.0	10	0
at NYJ - 10/11	0	0	0.0	0	0
vs DAL - 10/17	0	0	0.0	0	0
at GB - 10/24	0	0	0.0	0	0
at NE - 10/31					
vs ARI - 11/7					
at CHI - 11/14					
vs GB - 11/21					
at WAS - 11/28					
vs BUF - 12/5					
vs NYG - 12/12					
vs CHI - 12/20					
at PHI - 12/26					
at DET - 1/2					
2010 TOTALS	2	18	9.0	10	0
CAREER	24	173	7.2	27	3

#91 RAY EDWARDS • DE 5th Year Vikings/5th Year NFL • Purdue

- Made his 50th career start at Green Bay on 10/24/10. The 5th year DE had 3 tackles and 2 QB pressures.
- Pressured Tony Romo 3 times while totaling 5 tackles and 1 pass defended in a Week 6 win over Dallas.
- Recorded 1.5 sacks in a 29-20 loss against the Jets. Finished the game with 7 tackles, 1.5 sacks, 1 QB hurry, and a forced fumble.
- Registered 1 tackle and 1 QB hurry in a victory over Detroit.
- Saw action in his 60th game with the Vikings and recorded 4 total tackles and 1 pass defended against Miami.
- Recorded one TFL against Drew Brees on 9/9/10.

2009 REGULAR SEASON HIGHLIGHTS

- Set career highs with 75 tackles and 8.5 sacks.
- Ranked 9th in the NFC and 2nd on the team in sacks.
- 4th on the team in tackles and 2nd with 9 TFLs and 39 QB hurries.
- Posted back-to-back 2-sack games at Green Bay and vs. Detroit.
- Mentors local students at Summitt Academy, working with them on classwork and social interaction in addition to being active with kids literacy programs.

2010 GP/GS	Career GP/GS	Playoffs GP/GS
6/6	64/50	2/2

CAREER NOTES

- Moved to LDE in 2008 and posted career highs in tackles (63), pass pickups (5), tackles for loss (10.0) and QB hurries (42).
- Mentors local students at Summitt Academy, working with them on classwork and social interaction in addition to being active with kids literacy programs.

Edwards' 2010 Season Highs

Tackles..... 7 at NYJ, 10/11/10
Solo Tackles 5 at NYJ, 10/11/10
Sacks..... 1.5 at NYJ, 10/11/10
Tackle for Loss..... 1 at New Orleans, 9/19/10
QB Hurries..... 3 vs Dallas, 10/17/10
Passes Defended..... 1 vs Miami, 9/19/10, vs Dallas, 10/17/10
Forced Fumble..... 1 at NYJ, 10/11/10

Edwards' Career Highs

Tackles..... 12 vs. Houston, 11/2/08
Solo Tackles 9 vs. Houston, 11/2/08
Sacks..... 2.0 vs. Atlanta, 12/21/08
Passes Defended 1 10 times, last vs Dallas, 10/17/10
Tackle for Loss..... 2.0 vs. Philadelphia, 10/28/07; at Detroit, 12/7/08; vs. Atlanta, 12/21/08
QB Hurries..... 7 at Tampa Bay, 11/16/08; at Arizona, 12/14/08
Blocked FG..... 1 at Green Bay, 12/21/06
Forced Fumble..... 1 6 times, last at NYJ, 10/11/10
Fumble Recovery 1 at Detroit, 9/16/07 (9-yard TD)

EDWARDS' SEASON AND CAREER STATS

OPPONENT	U	A	T	TFL	SK	QH	FF	FR	INT	PD
at NO - 9/9	1	2	3	0.0	1.0	1	0	0	0	0
vs MIA - 9/19	2	2	4	0.0	0.0	0	0	0	0	1
vs DET - 9/26	0	1	1	0.0	0.0	1	0	0	0	0
at NYJ - 10/11	5	2	7	0.0	1.5	1	1	0	0	0
vs DAL - 10/17	2	3	5	0.0	0.0	3	0	0	0	0
at GB - 10/24	2	1	3	0.0	0.0	2	0	0	0	0
at NE - 10/31										
vs ARI - 11/7										
at CHI - 11/14										
vs GB - 11/21										
at WAS - 11/28										
vs BUF - 12/5										
vs NYG - 12/12										
vs CHI - 12/20										
at PHI - 12/26										
at DET - 1/2										
2010 TOTALS	12	11	23	0.0	1.5	8	1	0	0	1
CAREER	153	63	216	25.0	23.0	124	9	2	0	13

2010 VIKINGS PLAYER BIOS



#90 FRED EVANS • DT 4th Year Vikings/5th Year NFL • Texas State

- Rotated along the defensive line finishing with 1 tackle and 1 QB hurry in a Week 6 victory over the Cowboys.
- Has been inactive 3 times this season (Detroit, at New York, at Green Bay).
- Saw action in the Week 2 matchup against his former team, Miami, but did not record any stats.
- Rotated along the defensive line in Week 1 vs New Orleans.

2009 REGULAR SEASON HIGHLIGHTS

- Posted 11 tackles while working into the DL rotation.
- Made a season-high 2 tackles at St. Louis in Week 5 and in the regular season finale against the N.Y. Giants.
- Visited the University of Minnesota Amplatz Children's Hospital for an early Thanksgiving on 11/24.

CAREER NOTES

- Started the final 2 regular season games of 2009, filling in for the injured Pat Williams, and the Wild Card game against Philadelphia.
- Played in all 16 games for the Vikings top-ranked rush defense in 2009.
- Sister, Aja Evans won the 2008 and 2009 Big Ten shot put titles at Illinois, earning All-America honors and setting school records in the process.
- Cousin of Major League outfielder Gary Matthews.

2010 GP/GS	Career GP/GS	Playoffs GP/GS
3/0	44/2 (43/2-MIN; 1/0-MIA)	3/1 (3/1-MIN)

Evans' Season Highs

Tackles..... 1..... vs Dallas, 10/17/10
QB Hurries..... 1..... vs Dallas, 10/17/10

Evans' Career Highs

Tackles..... 5..... vs. Atlanta, 12/21/08
Solo Tackles 3..... vs. Philadelphia, 10/28/07; vs. Atlanta, 12/21/08
Sack..... 1.0..... at N.Y. Giants, 11/25/07
Tackle For Loss 1.0..... at Green Bay, 9/8/08
QB Hurries..... 5..... vs. Houston, 11/2/08

EVANS' SEASON AND CAREER STATS

OPPONENT	U	A	T	TFL	SK	QH	FF	FR	INT	PD
at NO - 9/9	0	0	0	0.0	0.0	0	0	0	0	0
vs MIA - 9/19	0	0	0	0.0	0.0	0	0	0	0	0
vs DET - 9/26			INACTIVE							
at NYJ - 10/11			INACTIVE							
vs DAL - 10/17	0	1	1	0.0	0.0	0	0	0	0	0
at GB - 10/24			INACTIVE							
at NE - 10/31			INACTIVE							
vs ARI - 11/7										
at CHI - 11/14										
vs GB - 11/21										
at WAS - 11/28										
vs BUF - 12/5										
vs NYG - 12/12										
vs CHI - 12/20										
at PHI - 12/26										
at DET - 1/2										
2010 TOTALS	0	1	1	0.0	0.0	0	0	0	0	0
CAREER	21	15	36	1.0	1.0	22	0	0	0	0

#59 HEATH FARWELL • LB 6th Year Vikings/6th Year NFL • San Diego State

- The '09 Pro Bowler is leading the Vikings once again in special teams tackles. The veteran picked up one more tackle at Green Bay and currently has 8 on the season.
- Tied for the team lead with 2 special teams tackles against the NY Jets.
- Recorded 1 special teams tackle against the Dolphins and Lions.
- Led all special teams players with 3 tackles against the Saints.

2009 REGULAR SEASON HIGHLIGHTS

- Selected to his 1st Pro Bowl as a special teams player.
- Led all NFC Special Teams Players in Pro Bowl Fan voting.
- Tied for the team lead with 24 special teams tackles.
- Recovered fumbles on kickoff coverage in Weeks 11 and 12 with the turnovers leading to 10 cumulative points.
- Had multiple special teams tackles in 7 games this season.
- Posted a career-best 8 tackles on defense in a reserve role.

CAREER NOTES

- Has a career total of 97 special teams tackles.
- Named Vikings Special Teams Player of the Year in 2006 and 2007, totaling 57 special teams tackles in that time.
- One of the most-active Vikings in the community, donating time to the RT Autism Foundation, Univeristy of Minnesota Children's Hospital visits, the Vikings Arctic Blast to benefit the Vikings Children's Fund and the Lymphomathon, among others.
- Set Vikings special teams records with 7 tackles at the N.Y. Giants (11/25/07) and shares team record of 2 career onside kick recoveries with Terry Lecount.

2010 GP/GS	Career GP/GS	Playoffs GP/GS
6/0	60/0	2/0

Farwell's 2010 Season Highs

Special Teams Tackles.....3..... at New Orleans, 9/9/10

Farwell's Career Highs

Tackles..... 3..... at Cleveland, 9/13/09,
Solo Tackles 2..... vs. Atlanta, 9/9/07; at Cleveland, 9/13/09, at New Orleans, 9/9/10
Special Teams Tackles 7..... at N.Y. Giants, 11/25/07
Fumble Recovery 1..... 3 times: vs. Arizona, 11/26/06; vs. Seattle, 11/22/09; vs. Chicago 11/29/09
Onside Kick Recovery 1..... vs. Philadelphia, 10/28/07; vs. Washington, 12/23/07
Fumble Recoveries..... 1..... vs. Seattle, 11/22/09

FARWELL'S SEASON SPECIAL TEAMS

OPPONENT	U	A	T	FF	FR	BK
at NO - 9/9	2	1	3	0	0	0
vs MIA - 9/19	1	0	1	0	0	0
vs DET - 9/26	1	0	1	0	0	0
at NYJ - 10/11	1	1	2	0	0	0
vs DAL - 10/17	0	0	0	0	0	0
at GB - 10/24	1	0	1	0	0	0
at NE - 10/31						
vs ARI - 11/7						
at CHI - 11/14						
vs GB - 11/21						
at WAS - 11/28						
vs BUF - 12/5						
vs NYG - 12/12						
vs CHI - 12/20						
at PHI - 12/26						
at DET - 1/2						
2010 TOTALS	6	2	8	0	0	0

2010 VIKINGS PLAYER BIOS



#4 BRETT FAVRE • QB 2nd Year Vikings/20th Year NFL • Southern Miss

- Favre set a new NFL record for most starts in one stadium with 119 at Lambeau Field. He tops John Elway's 118 from his days playing at Mile High Stadium.
- Favre threw for 212 yards and 1 TD on Sunday night when going against the Packers.
- Posted his best QB passer rating of the year (106.9) in a 24-21 victory over the Cowboys. Favre threw his 503rd career TD pass to Greg Camarillo to end the 1st Q.
- Favre's TD pass to Camarillo was the 60th different receiver to catch a TD pass from the 20-year veteran.
- Made history with his 500th career TD pass to Randy Moss when the two connected on a 37-yard pass in the second half against the New York Jets.
- Favre surpasses the 70,000 yard mark, a NFL record, when finding Percy Harvin across the middle of the field. Harvin would later receive Favre's 501st and 502nd TD passes of his Hall of Fame career.
- Became the first ever QB to throw 499 TD passes when connecting with Percy Harvin in a 24-10 win over Detroit. Favre finished with 201 yards off 23 completions.
- Favre's 26th win against Detroit is the most all-time for one player against a NFL opponent. Favre is 18-0 at home against Detroit, which is best all-time.
- Recorded a season-high in attempts (36), completions (22), passing yards (225) in a Week 2 matchup with the Miami Dolphins.
- Has 498 career passing TDs...2 shy of becoming the first QB to ever throw 500 TD passes

Connected with Visanthe Shiancoe for the Vikings first touchdown of the 2010 season with a 20-yard pass over the middle against New Orleans. It was Favre & Shiancoe's 12 time hooking up for a TD since the start of the 2009 season.

2009 SEASON HIGHLIGHTS

- Named to his 11th **Pro Bowl** and ranked 3rd overall in fan voting.
- Elected by teammates as the **Vikings 2009 Offensive Team MVP**.
- Had the best statistical season of his 19-year career, setting career bests for QB rating (107.2), completion pct. (68.4) and INT pct. (1.3), while throwing a career-low 7 INTs.
- His 4,202 yards passing was the 3rd-highest total of his career and his highest season total since 1998.
- Ranked 2nd in the NFL in passer rating and INT pct., 3rd in completion pct. (68.4) and tied for 2nd with 33 TDs.
- Ranks 2nd in passer rating and completion pct., 4th in passing yards and tied for 3rd in TD passes in Vikings single-season history.
- Is the only Viking QB in history with at least 500 career pass attempts and a 100.0-plus rating (107.2).
- Posted his 6th 4,000-yard season and NFL-record 9th season with 30 or more TDs.
- NFC Offensive Player of the Month** in November after leading the Vikings to a 4-0 record and passing for 1,193 yards, 12 TDs and 0 INTs.
- Named **NFC Offensive Player of the Week** for Weeks 4, 8 and 17
- FedEx Air Player of the Week** 3 times: Weeks 4 (vs. Green Bay), 8 (at Green Bay) and 10 (vs. Detroit).
- 72.9% of his 96 completions on 3rd down went to WR Percy Harvin (24-331), WR Sidney Rice (20-345) and RB Chester Taylor (26-257).
- Has posted a 100.0-plus passer rating 104 times in his career with a 95-9 record in those instances, including a 9-1 mark this year.
- Joined Daunte Culpepper as the only QBs in Minnesota history to post 4-straight 100.0-plus passer ratings games.
- Threw a TD pass in each of Minnesota's 12 wins.
- Set NFL records with his 271st consecutive start at QB at Detroit in Week 2, and his 283rd consecutive game played by a non-kicker at Arizona in Week 13, besting former Viking Jim Marshall, who held both records.
- Presented the game ball by head coach Brad Childress following the Detroit game.
- Served as a team captain in every game this season.

FAVRE'S CAREER NOTES

- Holds NFL passing records for attempts (9,874), completions (6,120), yards (69,725), 3,000-yard seasons (18), TD passes (498), INTs (321), wins (181) and consecutive starts (287), and 4-TD games (23).
- Established the Brett Favre Fourward Foundation in 1996; in conjunction with various other charity events he has hosted, has donated more than \$3 million to charities in home state of Mississippi as well as to those in Wisconsin.
- Raised approximately \$1 million through his foundation for Mississippi's three Gulf Coast counties following Hurricane Katrina.
- Wife, Deanna, founded the Deanna Favre Hope Foundation to benefit uninsured and under insured breast cancer patients.

2010 GP/GS 6/6 Career GP/GS 295/291 (2/0-ATL; 255/253-GB; 16/16-NYJ; 22/22-MIN) Playoffs GP/GS 24/24 (22/22-GB, 2/2-MINN)

Favre's 2010 Season Highs

Passing Attempts..... 36..... vs Miami, 9/19/10
 Completions..... 23..... vs Detroit, 9/26/10
 Passing Yards..... 264..... at NYJ, 10/11/10
 TD Passes..... 3..... at NYJ, 10/11/10
 Long Pass..... 37t..... (to Randy Moss) at NYJ, 10/11/10, (to Percy Harvin) at GB, 10/24/10
 QB Rating..... 106.9..... vs Dallas, 10/17/11

Favre's Career Highs

Passing Attempts..... 61..... vs. San Francisco, 10/14/96
 Completions..... 36..... at Chicago, 12/5/93
 Passing Yards..... 402..... at Chicago, 12/5/93
 TD Passes..... 6..... vs. Arizona, 9/28/08
 Long Pass..... 99t..... vs. Chicago, 9/11/95
 QB Rating..... 154.9..... at Oakland, 12/22/03
 Rushing Attempts..... 7..... at Oakland, 11/4/07
 Long Rush..... 40..... vs. Jacksonville, 9/24/95
 Rushing TDs..... 2..... vs. Dallas, 10/8/95

FAVRE'S SEASON AND CAREER STATS

OPPONENT	Att	Comp	Yds	Pct.	TD	INT	Lng	Sack	Lost	Rating
at NO - 9/9	27	15	171	55.6%	1	1	33	1	9	71.7
vs MIA - 9/19	36	22	225	61.1%	0	3	33	3	17	44.3
vs DET - 9/26	34	23	201	67.6%	1	2	24t	2	16	68.4
at NYJ - 10/11	34	14	264	41.1%	3	1	37t	4	24	85.9
vs DAL - 10/17	19	14	118	73.7%	1	0	20	3	25	106.9
at GB - 10/24	29	16	212	55.2%	1	3	37	1	6	46.9
at NE - 10/31										
vs ARI - 11/7										
at CHI - 11/14										
vs GB - 11/21										
at WAS - 11/28										
vs BUF - 12/5										
vs NYG - 12/12										
vs CHI - 12/20										
at PHI - 12/26										
at DET - 1/2										
2010 TOTALS	179	104	1191	58.1%	7	10	37t	12	81	68.0
CAREER	9990	6187	70520	61.9%	504	327	99t	515	3429	86.3

2010 VIKINGS PLAYER BIOS



#37 ERIC FRAMPTON • S 4th Year Vikings/4th Year NFL • Washington State

- Was credited with one special teams tackle against the Packers on 10/24/10.
- Recorded his first special teams tackle of the season in a 24-10 victory over Detroit.

2009 SEASON HIGHLIGHTS

- Ranked 4th on the team with 18 special teams tackles.
- Visited the University of Minnesota Amplatz Children's Hospital with teammates and the Vikings Women's Organization on 10/27.
- Totaled 5 special teams tackles in the playoffs to share the team lead with Husain Abdullah.
- Aspires to earn a masters degree and work for the United Nations following his football career.

2010 GP/GS
6/0

Career GP/GS
50/0 (45/0-MIN; 5/0-DET)

Playoffs GP/GS
3/0 (3/0-MIN)

Frampton's Career Highs (Special Teams)

Tackles..... 3..... 6 times, last vs. Seattle, 11/22/09

FRAMPTON'S SEASON SPECIAL TEAMS STATS

OPPONENT	U	A	T	FF	FR	BK
at NO - 9/9	0	0	0	0	0	0
vs MIA - 9/19	0	0	0	0	0	0
vs DET - 9/26	1	0	1	0	0	0
at NYJ - 10/11	0	0	0	0	0	0
vs DAL - 10/17	0	0	0	0	0	0
at GB - 10/24	0	1	1	0	0	0
at NE - 10/31						
vs ARI - 11/7						
at CHI - 11/14						
vs GB - 11/21						
at WAS - 11/28						
vs BUF - 12/5						
vs NYG - 12/12						
vs CHI - 12/20						
at PHI - 12/26						
at DET - 1/2						
2010 TOTALS	1	1	2	0	0	0

#32 TOBY GERHART • RB Rookie • Stanford

- The rookie RB set career highs in rushing yards (24) and receiving yards (6) in the Green Bay game on NBC Sunday Night Football.

- Saw limited action against the Dallas Cowboys finishing with 4 rushing yards.

- Had 2 carries for 7 yards in his MNF debut against the New York Jets.

- Rushed the ball 3 times for 12 yards during the Detroit game. Gerhart earns his first victory as a Viking on 9/26/10.

- Saw first NFL action on 9/19/10 against the Miami Dolphins. Rushed the ball 4 times for 10 yards picking up 2 first downs in the process.

- Caught a 5-yard pass from Brett Favre in the Vikings home opener against Miami.

- Was inactive for Week 1 against the New Orleans Saints.

- Pac-10 Offensive Player of the Year rushed for a nation-high 28 TDs during his senior season.

- Gerhart received the Doak Walker Award and finished second in the closest vote in the history of the Heisman Award.

- Gerhart leaves Stanford ranked 1st in school history with 44 TDs and 2nd all-time in rushing yards with 3,522.

- Was the centerfielder for the Stanford baseball team.

- First Team All Academic as a senior in 2009.

2010 GP/GS
5/0

Career GP/GS
5/0

Playoffs GP/GS
0/0

Gerhart's 2010 Season and Career Highs

Rushing Attempts 4..... vs Miami, 9/19/10
Rushing Yards 12..... vs Detroit, 9/26/10
Long Rush 8..... vs Detroit, 9/26/10
Receptions..... 1..... vs Miami, 9/19/10
Receiving Yards..... 5..... vs Miami, 9/19/10
Long Catch 5..... vs Miami, 9/19/10

GERHART'S SEASON AND CAREER STATS

RUSHING

OPPONENT	No	Yds	Avg	Lg	TD
at NO - 9/9	INACTIVE				
vs MIA - 9/19	4	10	2.5	6	0
vs DET - 9/26	3	12	4.0	8	0
at NYJ - 10/11	2	7	3.5	6	0
vs DAL - 10/17	1	4	4.0	4	0
at GB - 10/24	5	24	4.8	11	0
at NE - 10/31					
vs ARI - 11/7					
at CHI - 11/14					
vs GB - 11/21					
at WAS - 11/28					
vs BUF - 12/5					
vs NYG - 12/12					
vs CHI - 12/20					
at PHI - 12/26					
at DET - 1/2					
2010 TOTALS	15	57	3.8	11	0
CAREER	15	57	3.8	11	0

RECEIVING

OPPONENT	No	Yds	Avg	Lg	TD
at NO - 9/9	INACTIVE				
vs MIA - 9/19	1	5	5.0	5	0
vs DET - 9/26	0	0	0.0	0	0
at NYJ - 10/11	0	0	0.0	0	0
vs DAL - 10/17	0	0	0.0	0	0
at GB - 10/24	1	6	6.0	6	0
at NE - 10/31					
vs ARI - 11/7					
at CHI - 11/14					
vs GB - 11/21					
at WAS - 11/28					
vs BUF - 12/5					
vs NYG - 12/12					
vs CHI - 12/20					
at PHI - 12/26					
at DET - 1/2					
2010 TOTALS	2	11	5.5	6	0
CAREER	2	11	5.5	6	0

2010 VIKINGS PLAYER BIOS



#52 CHAD GREENWAY • LB 5th Year Vikings/5th Year NFL • Iowa

- Led the team with 12 total tackles against the Packers including a new career high 3 TFL during the Sunday night contest.

- Forced a fumble on the Packers first posession, his first on the season.

- Added 8 solo tackles to go with 2 assisted tackles in a 24-21 win over Dallas.

- Finished the MNF game with 9 tackles including 1 for a loss.

- Continues to lead the charge on the defensive side of the ball. Racked up 14 tackles (10 solo) in a victory over Detroit which is a season best.

- Recovered a fumbled punt from Detroit which turned the tide and led to a Viking TD.

- Led the team with 2 tackles for loss against Miami. Currently leads the team with 3 TFL for the 2010 season.

- Tied E.J. Henderson for a game-high tackles with 9.

- Led the team in tackles; solo (8) and total (11) against New Orleans.

- Recorded a tackle for loss in the season opener.

2009 SEASON HIGHLIGHTS

- **Named NFC Defensive Player of the Week in Week 2 at Detroit.**

- Had a team-best 6 takeaways (3 INT, 3 FR)

- Tied for 2nd in the NFL in defensive FR.

- Led Vikings for the 2nd straight season in tackles, registering 127 tackles and ranking 2nd with 3 INTs.

- Donated \$100,000 to Sanford Hospital in Sioux Falls, SD in spring 2008 to help children's cancer patients and families.

- Hosts the annual Greenway Gridiron gallop 5K fun run on Father's Day with his wife and other members of the Vikings Women's Organization.

- Recognized by teammates as the 2007 winner of the Ed Block Courage Award for his effort in coming back from a knee injury that landed him on injured reserve his entire rookie campaign in 2006.

- Wife, Jennifer, is a former track and field athlete at Iowa. The couple just had their second daughter over the summer.

- Grew up on a hog and crop farm in Mount Vernon, SD (pop. less than 400) and played 9-man football in high school. He and fellow LB Ben Leber are the only South Dakotans who start in the NFL.

CAREER NOTES

- Had a career-best and team-leading 150 tackles in 2008.
- Works through his Lead The Way Foundation to enhance education and health opportunities for children.
- Donated \$100,000 to Sanford Hospital in Sioux Falls, SD in spring 2008 to help children's cancer patients and families.
- Hosts the annual Greenway Gridiron gallop 5K fun run on Father's Day with his wife and other members of the Vikings Women's Organization.
- Winner of the 2007 Ed Block Courage Award for his effort in coming back from a knee injury that landed him on IR his entire rookie campaign in 2006.
- Wife, Jennifer, is a former track and field athlete at Iowa...The couple has a daughter, Maddyn, born in 2007.
- Grew up on a hog and crop farm in Mount Vernon, SD (pop. less than 400) and played 9-man football in high school.

2010 GP/GS
6/6

Career GP/GS
54/53

Playoffs GP/GS
3/3

Greenway's 2010 Season Highs

Tackles..... 14..... vs Detroit, 9/26/10
Solo Tackles 10..... vs Detroit, 9/26/10, at Green Bay, 10/24/10
Tackle for Loss..... 3.0..... at Green Bay, 10/24/10

Greenway's Career Highs

Tackles..... 17..... at Tampa Bay, 11/16/08
Solo Tackles 15..... at Tampa Bay, 11/16/08
Sack..... 1.0..... 5 times, last at Arizona, 12/14/08
QB Hurries..... 3..... at Arizona, 12/14/08
Passes Defensed..... 3..... at Arizona, 12/14/08; at Cleveland, 9/13/09
Interception..... 2..... at Detroit, 9/20/09
Long INT Return..... 37..... at N.Y. Giants, 11/25/07
Forced Fumbles..... 2..... vs. Green Bay, 9/30/07
Fumble Recovery..... 1..... 7 times, last vs. Cincinnati, 12/13/09
Tackles for Loss..... 3.0..... at Green Bay, 10/24/10

GREENWAY'S SEASON AND CAREER STATS

OPPONENT	U	A	T	TFL	SK	QH	FF	FR	INT	PD
at NO - 9/9	8	3	11	1.0	0.0	0	0	0	0	0
vs MIA - 9/19	6	3	9	2.0	0.0	0	0	0	0	0
vs DET - 9/26	10	4	14	0.0	0.0	0	0	0	0	0
at NYJ - 10/11	7	2	9	1.0	0.0	0	0	0	0	0
vs DAL - 10/17	8	2	10	0.0	0.0	0	0	0	0	0
at GB - 10/24	10	2	12	3.0	0.0	0	1	0	0	0
at NE - 10/31										
vs ARI - 11/7										
at CHI - 11/14										
vs GB - 11/21										
at WAS - 11/28										
vs BUF - 12/5										
vs NYG - 12/12										
vs CHI - 12/20										
at PHI - 12/26										
at DET - 1/2										
2010 TOTALS	49	16	65	7.0	0.0	0	1	0	0	0
CAREER	323	149	472	22.0	5.5	22	9	7	5	20

#97 EVERSON GRIFFEN • DE Rookie • Southern California

- Made his NFL debut at Lambeau Field on 10/24/10 and recorded 1 special teams tackle.

- Has been inactive for the first 5 games of the 2010 season.

- Won 2 Rose Bowls while playing under Pete Carroll in college.

- Earned 2nd-Team All Pac 10 honors as a junior.

2010 GP/GS
1/0

Career GP/GS
1/0

Playoffs GP/GS
0/0

2010 VIKINGS PLAYER BIOS



#23 CEDRIC GRIFFIN • CB 5th Year Vikings/5th Year NFL • Texas

• Was lost for the season after tearing his ACL against the New York Jets. Before being injured Griffin recorded 5 tackles and 3 passes defended.

• Returned to the Vikings secondary and started in the home game against the Lions. Griffin totaled 4 tackles, 1 tackle for loss, and 1 pass defended. This was Griffin's first action since tearing his ACL at the end of the 2009 season.

• Was inactive for Weeks 1 and 2 as he continues to rehab his injured knee which happened in the NFC Championship game.

2009 SEASON HIGHLIGHTS

• Led the team with a career-high 4 INTs.

• His INTs helped lead to 13 Minnesota points on the season.

• Is 6th on the team with 70 tackles.

• His 2 FF ran his career total to 10, which ranks 2nd all-time among Vikings DBs (Joey Browner, 18, 1983-91).

• Led the Vikings secondary with a career-best 100 tackles in 2008. Is one of only 5 Vikings CBs ever to record at least 100 tackles in a season.

CAREER NOTES

- Led the Vikings secondary with a career-best 100 tackles in 2008.
- One of only 5 Vikings CBs ever to record at least 100 tackles in a season.
- Returned to Austin, TX to work on finishing his degree in youth and community studies in the 2009 offseason.
- Lived in California, Louisiana and Texas growing up.

2010 GP/GS	Career GP/GS	Playoffs GP/GS
3/3	65/57	3/3

Griffin's 2010 Season Highs

Tackles..... 5..... at NYJ, 10/11/10
Pass Defended..... 3..... at NYJ, 10/11/10
Tackle for Loss..... 1..... vs Detroit, 9/26/10

Griffin's Career Highs

Tackles..... 10..... at Tampa Bay, 11/16/08
Solo Tackles 8..... 4 times, last at Tampa Bay, 11/16/08
Passes Defended 4..... at Arizona, 12/14/08
Fumble Recovery 1..... at Detroit, 12/10/06; vs. Green Bay, 9/30/07
Long Fumble Rec. ... 28t..... at Dallas, 10/21/07
Touchdown 1..... at Dallas, 10/21/07
Interceptions 1..... at Seattle, 10/22/06; at Detroit, 12/10/06; at Arizona, 12/14/08; at Cleveland, 9/13/09
Forced Fumbles..... 1..... 8 times, last at Jacksonville, 11/23/08

GRIFFIN'S SEASON AND CAREER STATS

OPPONENT	U	A	T	TFL	SK	QH	FF	FR	INT	PD
at NO - 9/9										
vs MIA - 9/19										
vs DET - 9/26	2	2	4	1.0	0.0	0	0	0	0	1
at NYJ - 10/11	4	1	5	0.0	0.0	0	0	0	0	3
vs DAL - 10/17										
at GB - 10/24										
at NE - 10/31										
vs ARI - 11/7										
at CHI - 11/14										
vs GB - 11/21										
at WAS - 11/28										
vs BUF - 12/5										
vs NYG - 12/12										
vs CHI - 12/20										
at PHI - 12/26										
at DET - 1/2										
2010 TOTALS	6	3	9	1.0	0.0	0	0	0	0	4
CAREER	232	70	302	9.0	0.0	1	10	2	7	47

#98 LETROY GUION • DT 3rd Year Vikings/3rd Year NFL • Florida State

• Rotated along the d-line at Green Bay and produced 1 tackle and 1 QB pressure.

• In a 24-21 victory over Dallas, Guion made 1 tackle and pressured Tony Romo one time.

• Making the most of his limited reps, Guion had a tackle for a loss and a QB hurry against the Jets.

• Had 1 tackle and 1 QB hurry in a victory over Detroit. Added his first ever special teams tackle against the Lions.

• Saw increased action in Week 2 against Miami and recorded his first ever TFL.

• Turned heads with an impressive training camp and now is Kevin Williams' main backup.

• Rotated along the defensive line in Week 1 but did not record any stats.

2009 REGULAR SEASON

• Set a career high with 3 tackles in Week 2 at Detroit (9/20/09).

• Recorded his 1st career NFL statistics with a pair of QB hurries on Brady Quinn in the 4th quarter for a 2-yard loss in the season opener (9/13/09).

• Participated in 2009 Minnesota Governor's Fishing Opener, teaching kids to fish and encouraging them to get involved in the outdoors.

• Aspires to be a game warden following his playing career.

2010 GP/GS	Career GP/GS	Playoffs GP/GS
6/0	15/0	0/0

Guion's Career Highs

Tackles..... 3..... at Detroit, 9/20/09
Solo Tackles 2..... at Detroit, 9/20/09
QB Hurries..... 2..... at Cleveland, 9/13/09, vs. Seattle, 11/22/09; N.Y. Giants
Tackles for Loss..... 1..... vs Miami, 9/19/10, at NYJ, 10/11/10

GUION'S SEASON AND CAREER STATS

OPPONENT	U	A	T	TFL	SK	QH	FF	FR	INT	PD
at NO - 9/9	0	0	0	0.0	0.0	0	0	0	0	0
vs MIA - 9/19	1	0	1	1.0	0.0	0	0	0	0	0
vs DET - 9/26	0	1	1	0.0	0.0	1	0	0	0	0
at NYJ - 10/11	1	0	1	1.0	0.0	1	0	0	0	0
vs DAL - 10/17	1	0	1	0.0	0.0	0	0	0	0	0
at GB - 10/24	0	1	1	0.0	0.0	1	0	0	0	0
at NE - 10/31										
vs ARI - 11/7										
at CHI - 11/14										
vs GB - 11/21										
at WAS - 11/28										
vs BUF - 12/5										
vs NYG - 12/12										
vs CHI - 12/20										
at PHI - 12/26										
at DET - 1/2										
2010 TOTALS	3	2	5	2.0	0.0	3	0	0	0	0
CAREER	5	3	8	2.0	0.0	3	0	0	0	0

2010 VIKINGS PLAYER BIOS



#12 PERCY HARVIN • WR 2nd Year Vikings/2nd Year NFL • Florida

- The second-year WR recorded his first career rushing touchdown on a 17-yard scamper against the Green Bay Packers. He finished the game with 41 rushing yards on 3 carries. Harvin led the team with 187 all purpose yards.
 - Harvin becomes the 5th player in Vikings history to score 3 different ways in a season. On the year Harvin has 3 receiving TDs, 1 rushing TD, and 1 KR TD.
 - Harvin led the team in receiving yards with 65 on 5 receptions and a long of 37.
 - Is the first ever Vikings special teams player to receive the Player of the Week honor twice. Harvin did so in only 20 career games.
 - The 2nd-year wideout has the most kick returns for TDs in team history (3).
 - Harvin sparked the Vikings to a 24-21 victory with his 95-yard kick return for a TD to open the second half versus Dallas. The 95-yard return is a new team record when playing the Cowboys. It is also the 6th longest in team history. He has 3 of the top 10 longest returns in franchise history and is the only player listed more than once on that list.
 - Harvin is 2nd in team history with 4 kick returns of 50+ yards. He trails David Palmer by 1.
 - Recorded his first 2 TD game when hooking up with Brett Favre twice in the second half against the Jets. Harvin finished the game with 272 total yards. His receiving TDs came from 34 and 11 yards out.
 - Harvin set several team records in the kick return dept. against the Jets. Harvin's 7 kick returns and 175 return yards are a franchise high when playing the NYJ. The 175 return yards is also a franchise high for most return yards on MNF.
 - Connected with Favre on a diving TD of 26 yards for his first score of the 2010 season. Harvin's 62 receiving yards were tops in the game. He added 13 rushing yards on 2 attempts against Detroit.
- 2009 SEASON HIGHLIGHTS**
- **Named AP Offensive Rookie of the Year**, the 6th Viking ever to win the honor... Also named *Pro Football Weekly* Offensive Rookie of the Year, the 5th Viking to win the honor.
 - Selected to the **Pro Bowl as a Kick Returner**.
 - Set a Vikings record with 2,081 combined yards, surpassing the previous record of 2,051, set by Herschel Walker in 1990.
 - Named **NFL Offensive Rookie of the Month** in November after compiling 19 receptions for 317 yards (16.7 average) with 3 TDs, 4 carries for 54 yards (13.5 average) and 8 kick returns for 239 yards (29.9 average) in 4 games.
 - **NFC Special Teams Player of the Week** in Week 3
 - Named **NFL Rookie of the Week** in Week 8
 - Set Vikings records for career and season KOR TDs with 2 and rushing yards by a WR with 135.
 - Ranked 4th in the NFL with a 27.5 KOR average (42-1,156) and 2 KOR TDs.
 - Ranked 2nd in the NFC with 2,081 combined yards while averaging 17.8 yards/touch):
 - Led all NFC rookie non-kickers in scoring with 48 points.
 - Tied for the lead among NFL rookies in receiving yards (790) and led all rookies in 3rd down receptions (24-331), which tied for 11th in the NFL.
 - Ranked 2nd on the team in receiving yards and receptions, and 3rd in TD receptions.

2010 GP/GS 6/6 Career GP/GS 21/13 Playoffs GP/GS 2/1

Harvin's 2010 Season Highs

Receptions..... 6 vs Detroit, 9/26/10
 Receiving Yards..... 97 at NYJ, 10/11/10
 Long Catch..... 37 at Green Bay, 10/24/10
 Rushing Attempts..... 3 at Green Bay, 10/24/10
 Rushing Yards..... 41 at Green Bay, 10/24/10
 Long Rush..... 17 at Green Bay, 10/24/10
 Kickoff Returns..... 7 at NYJ, 10/11/10
 Kickoff Return Yards 175 at NYJ, 10/11/10
 Long Kickoff..... 95 vs Dallas, 10/17/10

Harvin's Career Highs

Receptions..... 6 vs. Chicago, 11/29/09; at Arizona, 12/6/09, vs Detroit, 9/26/10
 Receiving Yards..... 101 vs. Chicago, 11/29/09
 Long Catch..... 51 at Green Bay, 11/1/09
 TD Catch..... 2 at NYJ, 10/11/10
 Rushing Attempts..... 3 nat Green Bay, 10/24/10
 Rushing Yards..... 45 vs. Chicago, 11/29/09
 Long Rush..... 35 vs. Chicago, 11/29/09
 Kickoff Returns..... 5 at Chicago, 12/28/09
 Kickoff Return Yards 180 vs. San Francisco, 9/27/09
 Long Kickoff..... 101 vs. San Francisco, 9/27/09
 Kickoff Return TD 1 vs. San Francisco, 9/27/09; at Pittsburgh, 10/25/09, vs Dallas, 10/17/10

HARVIN'S SEASON AND CAREER STATS

RECEIVING

OPPONENT	No	Yds	Avg	Lg	TD
at NO - 9/9	1	12	12.0	12	0
vs MIA - 9/19	5	32	6.4	13	0
vs DET - 9/26	6	62	10.3	24t	1
at NYJ - 10/11	5	97	19.4	34	2
vs DAL - 10/17	3	21	7.0	10	0
at GB - 10/24	5	65	13.0	37	0
at NE - 10/31					
vs ARI - 11/7					
at CHI - 11/14					
vs GB - 11/21					
at WAS - 11/28					
vs BUF - 12/5					
vs NYG - 12/12					
vs CHI - 12/20					
at PHI - 12/26					
at DET - 1/2					
2010 TOTALS	25	289	11.6	24t	3
CAREER	85	1079	12.7	51t	9

RUSHING

OPPONENT	No	Yds	Avg	Lg	TD
at NO - 9/9	1	2	2.0	2	0
vs MIA - 9/19	0	0	0.0	0	0
vs DET - 9/26	2	13	6.5	10	0
at NYJ - 10/11	0	0	0.0	0	0
vs DAL - 10/17	2	18	9.0	11	0
at GB - 10/24	3	41	13.7	17t	1
at NE - 10/31					
vs ARI - 11/7					
at CHI - 11/14					
vs GB - 11/21					
at WAS - 11/28					
vs BUF - 12/5					
vs NYG - 12/12					
vs CHI - 12/20					
at PHI - 12/26					
at DET - 1/2					
2010 TOTALS	8	74	9.3	17t	1
CAREER	23	209	9.1	35	1

KICK RETURNS

OPPONENT	No	Yds	Avg	FC	Lg	TD
at NO - 9/9	2	41	20.5	0	22	0
vs MIA - 9/19	2	44	22.0	0	22	0
vs DET - 9/26	2	41	20.5	0	23	0
at NYJ - 10/11	7	175	25.0	0	44	0
vs DAL - 10/17	3	134	44.7	0	95t	1
at GB - 10/24	3	81	27.0	0	48	0
at NE - 10/31						
vs ARI - 11/7						
at CHI - 11/14						
vs GB - 11/21						
at WAS - 11/28						
vs BUF - 12/5						
vs NYG - 12/12						
vs CHI - 12/20						
at PHI - 12/26						
at DET - 1/2						
2010 TOTALS	19	516	27.2	0	23	1
CAREER	61	1672	27.4	0	101t	3

2010 VIKINGS PLAYER BIOS



#56 E.J. HENDERSON • LB 8th Year Vikings/8th Year NFL • Maryland

- Finished the Packers game with 7 tackles in a 28-24 loss.
- Led the Vikings to victory after picking off Tony Romo for the second time and setting up the go ahead field goal late in the 4th quarter. Henderson also recorded a team high 13 tackles against the Cowboys.
- It was the first time in his 8-year career that E.J. had a multi interception game. He is just the 10th LB in franchise history to pull off the feat.
- Tied for the team lead with 11 tackles in a Week 5 loss to the Jets. Added a tackle for a loss and a QB hurry.
- Totaled 8 tackles in the victory over Detroit.
- Made 7 solo tackles, tops on the team, on his way to 9 total tackles against Miami.
- Recovered one fumble, forced one fumble against the Dolphins. E.J.'s little brother, Erin, recovered his brother's forced fumble.
- Made inspirational return to the MLB position on Week 1 after breaking his femur last season.
- Recorded 10 total tackles (7 solo) against New Orleans including a TFL.

2009 SEASON HIGHLIGHTS

- Placed on Injured Reserve on 12/8/09.
- Selected as the Vikings 2009 Community Man of the Year.
- Works with students in the Twin Cities through the Urban Youth Outreach program and his E.J. Henderson Youth Foundation.

CAREER NOTES

- Ranks 4th all-time among Vikings LBs with 12.5 career sacks.
- Voted the 2007 Vikings Defensive MVP by his teammates and selected as a defensive captain in 2008.
- Teammates with his younger brother and fellow LB, Erin, for the first time in 2008.
- His Game Speed Football Academy provides sport-specific training for young student-athletes.

2010 GP/GS	Career GP/GS	Playoffs GP/GS
6/6	99/81	2/2

E.J. Henderson's 2010 Season Highs

Tackles.....	13.....	vs Dallas, 10/17/10
Solo Tackles	7.....	at New Orleans, 9/9/10, vs Miami, 9/19/10
Tackles For Loss.....	1.0.....	at New Orleans, 9/9/10
QB Hurries.....	1.....	at New Orleans, 9/9/10
Forced Fumbles.....	1.....	vs Miami, 9/19/10
Fumble Recoveries.....	1.....	vs Miami, 9/19/10
Interceptions.....	2.....	vs Dallas, 10/17/10

E.J. Henderson's Career Highs

Tackles.....	17.....	vs. Carolina, 9/21/08
Solo Tackles	15.....	vs. Carolina, 9/21/08
Sacks.....	1.0.....	10 times, last at Cleveland, 9/13/09
Interception.....	1.....	vs. Detroit, 10/8/06; at Seattle, 10/22/06
Long INT Return	45.....	vs. Detroit, 10/8/06
Tackle for Loss.....	3.....	vs. Detroit, 11/21/04; at Chicago, 10/14/07
Passes Defensed.....	2.....	vs. Dallas, 9/12/04
QB Hurries.....	3.....	4 times, last at N.Y. Giants, 11/25/07
Blocked FG.....	1.....	at Green Bay, 12/21/06
Forced Fumble.....	1.....	5 times, last at Green Bay, 9/8/08
Fumble Recovery	2.....	at San Francisco, 12/9/07

E.J. HENDERSON'S SEASON AND CAREER STATS

OPPONENT	U	A	T	TFL	SK	QH	FF	FR	INT	PD
at NO - 9/9	7	3	10	1.0	0.0	1	0	0	0	0
vs MIA - 9/19	7	2	9	0.0	0.0	0	1	1	0	0
vs DET - 9/26	3	5	8	0.0	0.0	0	0	0	0	0
at NYJ - 10/11	7	4	11	1.0	0.0	1	0	0	0	0
vs DAL - 10/17	7	6	13	0.0	0.0	0	0	0	2	0
at GB - 10/24	4	3	7	0.0	0.0	0	0	0	0	0
at NE - 10/31										
vs ARI - 11/7										
at CHI - 11/14										
at GB - 11/21										
vs WAS - 11/28										
at BUF - 12/5										
vs NYG - 12/12										
vs CHI - 12/20										
at PHI - 12/26										
at DET - 1/2										
2010 TOTALS	35	23	58	2.0	0.0	2	1	1	2	0
CAREER	526	218	744	40.0	12.5	58	6	9	4	26

#50 ERIN HENDERSON • LB 3rd Year Vikings/3rd Year NFL • Maryland

- Recorded 2 special teams tackles in the 24-21 victory over Dallas.
- Had a solo special teams tackle on MNF against the Jets.
- Inactive for the Week 3 matchup against the Detroit Lions.
- Replaced an injured Ben Leber and on the first play recovered a fumble that was caused by his brother E.J.
- Finished the Miami game with 1 tackle and 1 fumble recovery and 1 ST tackle.
- Has recorded 1 special teams tackle in both Weeks 1 and 2.
- Strong showing at training camp earned Erin a third season with the Vikings.

2009 SEASON HIGHLIGHTS

- Tied for the team lead with 3 special teams tackles against Cincinnati in Week 14.
- Saw his 1st action of the season at Green Bay in Week 8 after being inactive the 1st 7 weeks of the season and recorded 2 tackles on special teams.
- Works closely with his brother's Urban Youth Outreach program and E.J. Henderson Youth Foundation.
- Aspires to have a career in broadcasting.

2010 GP/GS	Career GP/GS	Playoffs GP/GS
4/0	16/0	1/0

Erin Henderson's Career Highs

Tackles.....	3.....	at Arizona, 12/14/08
Solo Tackles	3.....	at Arizona, 12/14/08
Forced Fumble	1.....	at Tennessee, 9/28/08
Fumble Recovery.....	1.....	vs Miami, 9/19/10
Special Teams Tackles.....	4.....	at Jacksonville, 11/23/08

ERIN HENDERSON'S SEASON AND CAREER STATS

OPPONENT	U	A	T	TFL	SK	QH	FF	FR	INT	PD
at NO - 9/9	0	0	0	0.0	0.0	0	0	0	0	0
vs MIA - 9/19	1	0	1	0.0	0.0	0	0	1	0	0
vs DET - 9/26				INACTIVE						
at NYJ - 10/11	0	0	0	0.0	0.0	0	0	0	0	0
vs DAL - 10/17	0	0	0	0.0	0.0	0	0	0	0	0
at GB - 10/24				INACTIVE						
at NE - 10/31										
vs ARI - 11/7										
at CHI - 11/14										
vs GB - 11/21										
at WAS - 11/28										
vs BUF - 12/5										
vs NYG - 12/12										
vs CHI - 12/20										
at PHI - 12/26										
at DET - 1/2										
2010 TOTALS	1	0	1	0.0	0.0	0	0	1	0	0
CAREER	4	0	4	0.0	0.0	0	1	2	0	0

SPECIAL TEAMS STATS

OPPONENT	U	A	T	FF	FR	BK
at NO - 9/9	1	0	1	0	0	0
vs MIA - 9/19	0	1	1	0	0	0
vs DET - 9/26				INACTIVE		
at NYJ - 10/11	1	0	1	0	0	0
vs DAL - 10/17	1	1	2	0	0	0
at GB - 10/24				INACTIVE		
at NE - 10/31						
vs ARI - 11/7						
at CHI - 11/14						
vs GB - 11/21						
at WAS - 11/28						
vs BUF - 12/5						
vs NYG - 12/12						
vs CHI - 12/20						
at PHI - 12/26						
at DET - 1/2						
2010 TOTALS	3	2	5	0	0	0

2010 VIKINGS PLAYER BIOS



#64 ANTHONY HERRERA • G 7th Year Vikings/7th Year NFL • Tennessee

- Joined his fellow linemen in blocking for the NFL's leading rusher, Adrian Peterson. The Vikings racked up a season-high 197 rushing yards and Peterson finished with 131 and 1 TD at Lambeau Field. Harvin and Gerhart combined for 1 TD and 65 yards
- Started his 5th game of the 2010 season, a 24-21 win over Dallas.
- Herrera's solid play helped the Vikings out gain the Lions 183-63 in rushing yards. in a 24-10 victory at home.
- Made his 50th career start in Week 2 versus Miami. 60th career game overall.
- Helped pave the way for Adrian Peterson's game high 145 rushing yards while starting at RG against the Dolphins.
- Started at RG in Week 1 against New Orleans.

2009 SEASON HIGHLIGHTS

- Started 14 games for the NFC's 3rd-ranked offense and the NFL's 5th-ranked offense.
- Blocked for a 1,000-yard rusher for the 3rd-straight season in which he has been a regular starter on the offensive line.
- Born in Trinidad and Tobago, Herrera came to the U.S. when he was 14 and became a U.S. citizen in 2008 in a ceremony in the Twin Cities.
- Earned a spot on the *USA Today* All-Joe Team in 2008.
- Served as team spokesman for the 2008 Tackle Influenza campaign.

CAREER NOTES

- Started every game at RG in paving the way for the top-ranked and team record-setting rush offense in 2007, and for the NFL's top rusher in 2008.
- Born in Trinidad and Tobago, came to the U.S. when he was 14 and became a U.S. citizen in 2008 in a ceremony in the Twin Cities.
- Earned a spot on the *USA Today* All-Joe Team in 2008.
- Served as team spokesman for the 2008 Tackle Influenza campaign.

2010 GP/GS
6/6

Career GP/GS
64/54

Playoffs GP/GS
3/3

#76 STEVE HUTCHINSON • G 5th Year Vikings/10th Year NFL • Michigan

- Joined his fellow linemen in blocking for the NFL's leading rusher, Adrian Peterson. The Vikings racked up a season-high 197 rushing yards and Peterson finished with 131 and 1 TD at Lambeau Field. Harvin and Gerhart combined for 1 TD and 65 yards
- Started his 69th Vikings game, passing his total in Seattle of 68. The Vikings won Hutch's 69th start 24-21 over the Cowboys.
- Helped control the Lions defensive line, which entered the game leading the NFL in sacks, and assisted Adrian Peterson in gaining 160 rushing yards.
- One of the games best left guards made his 66th consecutive start for Minnesota while helping spring A. Peterson to 145 yards against Miami in Week 2.
- Serving as a Vikings captain for the 4th straight season.
- Started Week 1 against New Orleans at LG and was honored as a captain.

2009 SEASON HIGHLIGHTS

- Elected to the his 7th-straight Pro Bowl.
- Named to the NFL's All-Decade Team joining fellow Viking Kevin Williams.
- Started every game for the NFC's 3rd-ranked offense and the NFL's 5th-ranked offense.
- Blocked for a 1,000-yard rusher for the 9th time in 9 NFL seasons.
- Is serving his 3rd season as a Vikings captain.
- Along with his wife, Landyn, hosted an early Thanksgiving meal for young patients and their families, roughly 100 people, at the UM Amplatz Children's Hospital on 11/24.
- Has started all 133 career games he has played in.
- Was not flagged for a penalty in 2008.
- Has blocked for 3 200-yard rushing performances in his career, including Adrian Peterson's NFL-record 296 yards against San Diego in 2007.

CAREER NOTES

- Named All-Pro and elected to the Pro Bowl each year since 2003.
- Has blocked for 3 200-yard rushing performances in his career, including Adrian Peterson's NFL-record 296 yards against San Diego in 2007.
- Hosts holiday parties for patients and families at the UM Children's Hospital.
- Annually hosts a charity golf outing in Michigan with former Wolverines teammate Brian Griese that benefits Mott's Children's Hospital.
- Has taken up playing the guitar as a hobby.

2010 GP/GS
6/6

Career GP/GS
138/138 (68/68-SEA; 70-70-MIN)

Playoffs GP/GS
8/8 (5/5-SEA; 3/3-MIN)

2010 VIKINGS PLAYER BIOS



#7 TARVARIS JACKSON • QB 5th Year Vikings/5th Year NFL • Alabama State

- Served as the Vikings No. 2 QB in all games this season.

2009 SEASON HIGHLIGHTS

- Took part in the NFL's "Play 60 Challenge" at St. Joseph's Home For Children on 9/22/09.
- Served as the Vikings No. 2 QB every game of the 2009 season.

2010 GP/GS	Career GP/GS	Playoffs GP/GS
0/0	33/19	1/1

CAREER NOTES

- Has been the starting QB for the Vikings in wins against the eventual NFC Champions in each of the last 2 seasons (N.Y. Giants in 2007 and Arizona in 2008).
- Has taken part in the NFL's Take A Player To School Day in the past 2 seasons with local elementary school students.
- Attended the high school alma mater of Green Bay legendary QB Bart Starr, Sidney Lanier HS in Montgomery, AL.

Jackson's Career Highs

Passing Attempts..... 41..... vs. Washington, 12/23/07
 Completions..... 25..... vs. Washington, 12/23/07
 Passing Yards..... 249..... vs. Chicago, 12/17/07
 TD Passes..... 4..... at Arizona, 12/14/08
 Long Pass..... 71..... vs. Chicago, 12/17/07
 Long TD Pass..... 60t..... 3 times, last at N.Y. Giants, 11/25/07
 QB Rating..... 139.2..... at N.Y. Giants, 11/25/07
 Rushing Attempts..... 9..... at San Francisco, 12/9/07
 Rushing Yards..... 76..... vs. Atlanta, 12/21/08
 Long Rush..... 32..... at Denver, 12/30/07
 Rushing TDs..... 2..... vs. Washington, 12/23/07

JACKSON'S SEASON AND CAREER STATS

OPPONENT	Att	Comp	Yds	Pct.	TD	INT	Lng	Sack	Lost	Rating
at NO - 9/9										
vs MIA - 9/19										
vs DET - 9/26										
at NYJ - 10/11										
vs DAL - 10/17										
at GB - 10/24										
at NE - 10/31										
vs ARI - 11/7										
at CHI - 11/14										
vs GB - 11/21										
at WAS - 11/28										
vs BUF - 12/5										
vs NYG - 12/12										
vs CHI - 12/20										
at PHI - 12/26										
at DET - 1/2										
2010 TOTALS	0	0	0	0	0	0	0	0	0	0
CAREER	545	320	3,643	58.7%	21	18	71t	41	204	77.9

#25 TYRELL JOHNSON • S 3rd Year Vikings/3rd Year NFL • Arkansas State

- Returned to the Vikings starting lineup with Abdullah sidelined with an injury. Johnson finished the game with 3 total tackles.

- Has been inactive for the past 3 games.

- Saw action on defense and special teams against Miami.

- Played on special teams against New Orleans but did not record any stats.

2009 SEASON HIGHLIGHTS

- Set career-highs with 71 tackles and 7 passes defended.

- Tied for 6th on the team in tackles.

- Highest-drafted S by the Vikings since Orlando Thomas in 1995.

- Mother, Patricia, was a track and field All-American at Arkasas.

- Is from the same area of Arkansas, rural Cleveland County, as fellow Viking, DT Kevin Williams.

2010 GP/GS	Career GP/GS	Playoffs GP/GS
3/1	34/23	3/2

Tyrell Johnson's Career Highs

Tackles..... 8..... vs. Carolina, 9/21/08, at Chicago, 12/28/09
 Solo Tackles..... 5..... 5 times, last at Chicago, 12/28/09
 Interception..... 1..... at New Orleans, 10/6/08; at St. Louis, 10/11/09
 Fumble Recovery..... 1..... at New Orleans, 10/6/08; at Arizona, 12/6/09
 QB Hurry..... 1..... at New Orleans, 10/6/08
 Passes Defended..... 2..... at St. Louis, 10/11/09
 Tackle For Loss..... 1..... at Detroit, 9/20/09, vs. Detroit, 11/15/09

2010 VIKINGS PLAYER BIOS



#73 JIMMY KENNEDY • DT 3rd Year Vikings/8th Year NFL • Penn State

- Came up with 1 tackle against the Packers while rotating along the defensive line.
- Recorded a half sack against the Jets on MNF.
- Returned to the Vikings lineup after missing the first 2 weeks. Finished the Lions game with 3 tackles, 1 for a loss.
- Missed Weeks 1 and 2 of the 2010 season while battling an injury.

2009 SEASON HIGHLIGHTS

- Tied a career-high with 3.0 sacks, ranking 5th on the team.
- His 29 tackles were his most since the 2006 season.
- Helped hand out 75 Thanksgiving turkeys to inner-city families at the 2nd Annual Bernard Berrian Thanksgiving Turkey Giveaway Challenge on 11/17.
- Owns a real estate company that creates affordable home-ownership opportunities through redevelopment and new home construction in St. Louis, where he makes his offseason home.
- Works with Youth Lifeline Football Camp in St. Louis.
- 1 of 9 former 1st-round picks on the Vikings roster.

2010 GP/GS	Career GP/GS	Playoffs GP/GS
3/0	80/31 (53/30-STL; 3/0-CHI; 6/0-JAX; 18/1-MIN)	5/2 (2/2-STL; 3/0-MIN)

CAREER NOTES

- Signed with the Vikings late 2008 season and played in the final 2 regular season games and Wild Card Game against Philadelphia.
- Owns a real estate company that creates affordable home-ownership opportunities through redevelopment and new home construction in St. Louis, where he makes his offseason home.
- Works with Youth Lifeline Football Camp in St. Louis.
- 1 of 9 former 1st-round picks on the Vikings roster.

Kennedy's Career Highs

Tackles..... 6..... many times, last at Carolina, 11/19/06
 Sacks..... 2.0..... at Arizona, 9/18/05
 Forced Fumble 1..... at Arizona, 9/18/05
 Fumble Recovery 1..... vs. Seattle, 10/15/06; at Carolina, 11/19/06
 Blocked PAT 1..... at San Francisco, 11/2/03

KENNEDY'S SEASON AND CAREER STATS

OPPONENT	U	A	T	TFL	SK	QH	FF	FR	INT	PD
at NO - 9/9										
vs MIA - 9/19										
vs DET - 9/26	2	1	3	1.0	0.0	0	0	0	0	0
at NYJ - 10/11	0	1	1	0.0	0.5	1	0	0	0	0
vs DAL - 10/17										
at GB - 10/24	0	1	1	0.0	0.0	0	0	0	0	0
at NE - 10/31										
vs ARI - 11/7										
at CHI - 11/14										
vs GB - 11/21										
at WAS - 11/28										
vs BUF - 12/5										
vs NYG - 12/12										
vs CHI - 12/20										
at PHI - 12/26										
at DET - 1/2										
2010 TOTALS	3	2	5	1.0	0.5	0	0	0	0	0
CAREER	111	87	198	5.0	8.5	13	2	2	0	3

#40 JIM KLEINSASSER • TE 12th Year Vikings/12th Year NFL • North Dakota

- Helped spring the Vikings offense to 196 rushing yards while having one reception for 10 yards at Green Bay.
- Picked up a crucial first down in Dallas territory with a 20-yard catch and run to help the Vikings win 24-21. Finished the game with 2 receptions for 25 yards.
- Moved into 3rd place all-time with his 2 receptions against the Lions. He now stands at 181 career receptions only trailing J. Wiggins (186) and S. Jordan (498).
- Became the 2nd tight end in team history to start 150 games (Steve Jordan, 178).
- Connected with Favre for a 20-yard completion, his only catch versus Miami.
- Had one reception for 6 yards while playing in Week 1 of the 2010 season.

2009 SEASON HIGHLIGHTS

- Has played in 80 consecutive games, the 3rd-longest streak all-time among Vikings TEs.
- Ranks 2nd in Vikings history among TEs with 112 starts and is 4th all-time among Vikings TEs with 174 career receptions.
- Blocked for a 1,000-yard rusher for the 6th time in his career.
- Has blocked for 4 of the top 5 single-game rushing performances in Vikings history, including Adrian Peterson's 180 yards on the ground in Week 1 against Cleveland (9/13/09).
- Is the longest-tenured active member of any Twin Cities pro sports team (Twins, Wild, Timberwolves and Lynx) with 12 years of service for the Vikings.

CAREER NOTES

- Has blocked for 5 of the top 6 single-season rushing performances in Vikings history, including Adrian Peterson's team-record 1,760 rushing yards in 2008.
- Has worked extensively with the Make-A-Wish Foundation, along with his wife, Christa, who is the Minneapolis co-chair.
- Participates annually in the Epilepsy Foundation Clothing Drive and the North Dakota Special Olympics Games.
- 2008 inductee of the North Dakota High School Sports Hall of Fame
- Grew up on a beef and crop farm that his family still runs.

2010 GP/GS	Career GP/GS	Playoffs GP/GS
6/2	154/114	7/3

Kleinsasser's 2010 Season Highs

Receptions..... 2..... vs Detroit, 9/26/10, vs Dallas, 10/17/10
 Receiving Yards..... 25..... vs Dallas, 10/17/10
 Long Catch 20..... vs Miami, 9/19/10, vs Dallas, 10/17/10

Kleinsasser's Career Highs

Receptions..... 10..... at St. Louis, 11/30/03
 Receiving Yards..... 79..... at St. Louis, 11/30/03
 Long Catch 39..... at Tampa Bay, 11/3/02
 TD Catch 2..... vs. Chicago, 9/4/03
 Rushing Attempts 5..... vs. Green Bay, 10/21/01
 Rushing Yards 20..... vs. Green Bay, 10/21/01
 Long Rush 12..... vs. San Francisco, 9/28/03
 Rushing TD 1..... vs. Green Bay, 10/21/01

KLEINSASSER'S SEASON AND CAREER STATS

OPPONENT	No	Yds	Avg	Lg	TD
at NO - 9/9	1	6	6.0	6	0
vs MIA - 9/19	1	20	20.0	20	0
vs DET - 9/26	2	17	8.5	10	0
at NYJ - 10/11	1	5	5.0	5	0
vs DAL - 10/17	2	25	12.5	20	0
at GB - 10/24	1	10	10.0	10	0
at NE - 10/31					
vs ARI - 11/7					
at CHI - 11/14					
vs GB - 11/21					
at WAS - 11/28					
vs BUF - 12/5					
vs NYG - 12/12					
vs CHI - 12/20					
at PHI - 12/26					
at DET - 1/2					
2010 TOTALS	8	83	10.4	20	0
CAREER	182	1619	8.9	39	6

2010 VIKINGS PLAYER BIOS



#5 CHRIS KLUWE • P 6th Year Vikings/6th Year NFL • UCLA

- Kluwe continues to limit punt return yards as he is second in the NFL with a 41.8 net average. A 9-yard punt return by Green Bay was the longest of the season.
- Having one of his strongest seasons yet, Kluwe launched 5 punts with 4 staying inside the 20-yard line. He allowed just 3 return yards on 3 returned punts.
- While facing the Jets, Kluwe only allowed 14 return yards over 7 punts.
- Pinned the Lions inside the 20 on 4 of his 5 punts while allowing 0 return yards.
- Ranks 2nd with Mitch Berger for the most 50-yard punts in team history (60).
- Punted twice against Miami with a long punt of 50 yards.
- Held Reggie Bush to just 7 punt return yards over 3 punts during Week 1.
- Had a net of 43.3 yards per punt against New Orleans

2009 SEASON HIGHLIGHTS

- Ranked 7th in the NFC with a 37.8 net average.
- Moved into 2nd place on the Vikings all-time punt list at Chicago.
- Moved into 2nd place on the Vikings all-time punts inside the 20 list at St. Louis.
- Maintained his spot as the team's career punt average leader (44.4).
- Held on all 83 of Ryan Longwell's kicks this season.
- Set Vikings records with a net-punting average of 47.6 and 33 punts of 50-plus yards in 2008.

CAREER NOTES

- Set Vikings records with a net-punting average of 47.6 and 33 punts of 50-plus yards in 2008.
- An avid video game player, Kluwe has garnered local media attention for his prowess at Guitar Hero. The game inspired him to take up playing real instruments and he now plays bass for his band, Tripping Icarus.
- Has used his Guitar Hero skills to raise money for charity.

#51 BEN LEBER • LB 5th Year Vikings/9th Year NFL • Kansas State

- Was credited with 2 tackles in a 28-24 loss at Green Bay.
- Helped the Vikings defense slow down the powerful Dallas' offense in a 24-21 win. Leber finished with 7 tackles on defense and 1 on special teams.
- Totaled 4 tackles on defense, 1 on special teams, and 1 pass defended vs. NYJ.
- Came down with the Vikings first interception of the season in a 24-10 victory over the Lions. The South Dakota native added 4 tackles in the contest.
- Recorded 4 tackles against Miami before leaving with a back injury.
- Had 8 tackles, including 1 for a loss, against New Orleans in Week 1.
- Credited with 1 pass breakup against the Saints on 9/9/10.

2009 SEASON HIGHLIGHTS

- Led the Vikings LBs with 2.5 sacks.
- Ranked 8th on the team in tackles and tied for the team lead in passes defended.
- Made his 100th career start at Chicago in Week 16 on MNF.
- He and fellow LB Chad Greenway are the only South Dakotans who start in the NFL.

CAREER NOTES

- Started on the NFL's top-ranked rush defense 4 straight seasons (San Diego, 2005 and Minnesota, 2006-08).
- Tied for the NFL lead with 4 fumble recoveries in 2008.
- Equaled a Vikings LB record with 12 passes defended in 2008.
- Vikings leader in the Tackle Influenza campaign with the UM Children's Hospital and makes regular visits to the hospital as part of the Vikings Community Tuesday events.
- Father, Al, and mother, Han, met while Al was stationed in Korea with the U.S. Army.
- Brother, Jason, was an All-American RB at the University of South Dakota and his other brother, Aaron, played baseball at Tennessee Tech.
- His father was his high school principal at Vermillion HS.

2010 GP/GS	Career GP/GS	Playoffs GP/GS
6/0	84/0	3/0

Kluwe's 2010 Season Highs

Punts	5	vs Detroit, 9/26/10, vs Dallas 10/17/10
Punting Yards	310	at New Orleans, 9/9/10
Long Punt	59	at NYJ, 10/11/10
Gross Average	50.0	at Green Bay, 10/24/10
Net Average	45.0	at Green Bay, 10/24/10
Inside the 20	4	vs Detroit, 9/26/10, vs Dallas, 10/17/10

Kluwe's Career Highs

Punts	9	vs. Chicago, 11/30/08
Punting Yards	427	vs. Chicago, 11/30/08
Long Punt	70	at Kansas City, 9/23/07
Gross Average	55.7	at Detroit, 9/16/07
Net Average	45.0	at Green Bay, 10/24/10
Inside the 20	5	vs. Atlanta, 9/9/07
Pass Attempt	1	vs. Detroit, 12/2/07

KLUWE'S SEASON AND CAREER STATS

OPPONENT	No	Yds	Avg	Ret.	Ret.	Yds	Net	Yds	Net	Avg	TB	I20	LG	BL
at NO - 9/9	7	310	44.3	3	7	303	43.3	0	2	49	0			
vs MIA - 9/19	2	88	44.0	0	0	68	34.0	1	0	50	0			
vs DET - 9/26	5	216	43.2	1	0	216	43.2	0	4	49	0			
at NYJ - 10/11	7	297	40.4	3	14	283	40.4	0	1	59	0			
vs DAL - 10/17	5	212	42.4	2	3	209	41.8	0	4	53	0			
at GB - 10/24	2	100	50.0	2	10	90	45.0	0	0	50	0			
at NE - 10/31														
vs ARI - 11/7														
at CHI - 11/14														
vs GB - 11/21														
at WAS - 11/28														
vs BUF - 12/5														
vs NYG - 12/12														
vs CHI - 12/20														
at PHI - 12/26														
at DET - 1/2														
2010 TOTALS	28	1,223	43.7	11	34	1,169	41.8	1	11	50	0			
CAREER	419	18,583	44.4	220	2,313	15,370	36.7	45	137	70	1			

2010 GP/GS	Career GP/GS	Playoffs GP/GS
6/3	126/104 (69/52-MIN; 57/52-SD)	4/4 (3/3-MIN; 1/1-SD)

Leber's 2010 Season Highs

Tackles	8	at New Orleans, 9/9/10
Passes Defended	1	at New Orleans, 9/9/10, at NYJ, 10/11/10
Tackle For Loss	1	at New Orleans, 9/9/10
Interceptions	1	vs Detroit, 9/26/10

Leber's Career Highs

Tackles	10	at Kansas City, 9/23/07; vs. N.Y. Giants, 12/28/08
Sacks	3.0	vs. Houston, 9/15/02
Passes Defended	4	at New Orleans, 10/6/08
Forced Fumbles	2	vs. Arizona, 11/26/06
Fumble Recovery	1	9 times, last at Tampa Bay, 11/16/08
Interception	1	5 times, last vs Detroit, 9/26/10
Long INT Return	28	vs. Chicago, 11/30/08
Touchdown	1	vs. Detroit, 10/8/06 (0-yd FR)

LEBER'S SEASON AND CAREER STATS

OPPONENT	U	A	T	TFL	SK	QH	FF	FR	INT	PD
at NO - 9/9	6	2	8	1.0	0.0	1	0	0	0	1
vs MIA - 9/19	1	3	4	0.0	0.0	0	0	0	0	0
vs DET - 9/26	0	4	4	0.0	0.0	0	0	0	1	0
at NYJ - 10/11	1	3	4	0.0	0.0	0	0	0	0	1
vs DAL - 10/17	5	2	7	0.0	0.0	0	0	0	0	0
at GB - 10/24	2	0	2	0.0	0.0	0	0	0	0	0
at NE - 10/31										
vs ARI - 11/7										
at CHI - 11/14										
vs GB - 11/21										
at WAS - 11/28										
vs BUF - 12/5										
vs NYG - 12/12										
vs CHI - 12/20										
at PHI - 12/26										
at DET - 1/2										
2010 TOTALS	15	14	29	1.0	0.0	1	0	0	1	2
CAREER	385	153	538	24.0	24.0	35	10	10	5	35

2010 VIKINGS PLAYER BIOS



#17 GREG LEWIS • WR 2nd Year Vikings/8th Year NFL • Illinois

•Lewis earned his 3rd start of the season against the Packers, but did not record any stats.

•Was the recipient of a defensive pass interference flag that helped the Vikings run down the clock and eventually win 24-21 against Dallas. Lewis added his 1st special teams tackle of the season.

•Hauled in his long catch of the season with a 33-yarder in a loss to the Jets.

•Earned his second start of the season and finished with 3 catches for 30 yards in a victory over the Lions.

• Hauled in 1 pass for 14 yards against the Dolphins while getting the start.

• Had 1 catch for 12 yards against New Orleans.

2009 SEASON HIGHLIGHTS

• Made his 1st catch as a Vikings count, an unbelievable 32-yard TD grab for the go-ahead score with 2 seconds remaining in Minnesota's 27-24 win against San Francisco in Week 3.

• Became only the 5th player in team history to catch a TD pass on his 1st reception as a Vikings player.

• Has made 3 tackles on special teams.

• Joined more than 450 students from Jenny Lind School to help plant trees as part of the Vikings' Planet Purple Week on 10/13.

• Signed as a free agent by the Vikings on 9/10/09 following his release from the New England Patriots.

• Second only to Brett Favre on the Vikings roster in playoff experience, playing in 9 games over his previous 6 seasons with the Philadelphia Eagles.

CAREER NOTES

- Signed as a free agent by the Vikings on 9/10/09 following his release from the New England Patriots.
- Acquired by the Patriots from the Philadelphia Eagles on March 5, 2009 along with a 7th-round selection in exchange for a 5th-round selection in the 2009 NFL Draft (159th overall).

2010 GP/GS	Career GP/GS	Playoffs GP/GS
6/3	109/27 (90/23-PHI; 19/4-MIN)	11/1 (9/1-PHI; 2/0-MIN)

Lewis' 2010 Season Highs

Receptions..... 3..... vs Detroit, 9/26/10
Receiving Yards..... 33..... at NYJ, 10/11/10
Long Catch 33..... at NYJ, 10/11/10

Lewis' Career Highs

Receptions..... 6..... vs. Cincinnati, 1/2/05, vs. Oakland, 9/25/05
Receiving Yards..... 104..... vs. St. Louis, 9/7/08
Long Catch 52..... vs. St. Louis, 9/7/08
TD Catch 2..... vs. Green Bay, 10/2/06; at New England, 11/25/07
Rushing Attempts 1..... 6 times, last at N.Y. Giants, 11/20/05
Rushing Yards 11..... vs. Chicago, 10/3/04
Long Rush 11..... vs. Chicago, 10/3/04

LEWIS' SEASON AND CAREER STATS

OPPONENT	No	Yds	Avg	Lg	TD
at NO - 9/9	1	12	12.0	12	0
vs MIA - 9/19	1	14	14.0	14	0
vs DET - 9/26	3	30	10.0	14	0
at NYJ - 10/11	1	33	33.0	33	0
vs DAL - 10/17	0	0	0.0	0	0
at GB - 10/24	0	0	0.0	0	0
at NE - 10/31					
vs ARI - 11/7					
at CHI - 11/14					
vs GB - 11/21					
at WAS - 11/28					
vs BUF - 12/5					
vs NYG - 12/12					
vs CHI - 12/20					
at PHI - 12/26					
at DET - 1/2					
2010 TOTALS	6	89	14.8	14	0
CAREER	141	1884	13.4	521	8

#71 PHIL LOADHOLT • T 2nd Year Vikings/2nd Year NFL • Oklahoma

• Joined his fellow linemen in blocking for the NFL's leading rusher, Adrian Peterson. The Vikings racked up a season-high 197 rushing yards and Peterson finished with 131 and 1 TD at Lambeau Field. Harvin and Gerhart combined for 1 TD and 65 yards

• Joined the starting lineup with fellow Sooner C Jon Cooper. The Colorado natives were teammates in college.

• Cleared a path for Adrian Peterson's 80-yard touchdown run in a 24-10 victory over the Lions.

• Mammoth RT helped spring Adrian Peterson for a season-high 145 yards and 1 touchdown against Miami in Week 2.

• Started at RT in the season opener of 2010 against New Orleans.

2009 SEASON HIGHLIGHTS

• Started all but 1 game for the NFC's 3rd-ranked offense and the NFL's 5th-ranked offense.

• Along with T Bryant McKinnie, forms one of the largest bookend duos in the NFL with both men standing at 6'8".

• One of only 4 Vikings rookie tackles to start at least 15 games, the most of any Vikings rookie T since Korey Stringer started 15 games in 1995.

• Joined Vikings Owner/President Mark Wilf, along with McKinnie, on a visit to Owatonna, MN, on 11/17, as part of the Vikings "You Made The Team" Community Tour.

• Became only the 5th Vikings rookie T to start a season opener and joined Doug Davis (1966) as 1 of only 2 Vikings rookies to start a season opener at RT.

• Blocked for Adrian Peterson's opening-day team record 180 yards rushing in his pro debut at Cleveland (9/13/09).

• The 6th OT taken in the 2009 Draft and highest OT selected by the Vikings (2nd Round, 54th overall) since Bryant McKinnie in 2002.

• Along with McKinnie, forms one of the largest bookend duos in the NFL with both men standing at 6'8". He is also the tallest starting player ever at Oklahoma.

• Part of record-setting offense at OU that averaged more than 51 points per game and 547 yards of total offense.

CAREER NOTES

- The 6th OT taken in the 2009 Draft and highest OT selected by the Vikings (2nd Round, 54th overall) since Bryant McKinnie in 2002.
- He is also the tallest starting player ever at Oklahoma.
- Part of record-setting offense at OU that averaged more than 51 points per game and 547 yards of total offense.
- Born in Honolulu, but attended high school in Colorado.
- Father was a career US Army Sgt. 1st Class.
- Younger sister plays basketball at Garden City CC, where he started his collegiate career.

2010 GP/GS	Career GP/GS	Playoffs GP/GS
6/6	21/21	2/2

2010 VIKINGS PLAYER BIOS



#46 CULLEN LOEFFLER • LS 7th Year Vikings/7th Year NFL • Texas

• The Texas native is only the 2nd long snapper in Vikings history to play in 100 consecutive games.

1. Mke Morris - 144
2. Cullen Loeffler - 102

• Recorded his first special teams tackle of the season against the Dallas Cowboys.

2009 SEASON HIGHLIGHTS

• Successfully handled all 156 (28 FG, 73 punt, 55 PATs) long snaps.

• Snapped for every single point of K Ryan Longwell's career-best 132 points, which ranked 3rd in the NFL.

• Made 5 special teams tackles on punt coverage.

CAREER NOTES

- Has handled all Vikings special teams snaps since 2004, totaling more than 800 snaps on extra points, field goals and punts.
- One of the most-active Vikings players in Twin Cities community events.
- Played at Texas while University of Minnesota head coach Tim Brewster was on staff with the Longhorns, along with Vikings teammates CB Cedric Griffin and DE Brian Robison.
- Avid hunter and fisherman.

2010 GP/GS
6/0

Career GP/GS
102/102

Playoffs GP/GS
5/0

#8 RYAN LONGWELL • K 5th Year Vikings/14th Year NFL • California

• Longwell was 4-4 on attempts versus Green Bay. He drilled a 28-yard field goal along with 3 extra points in a 28-24 loss.

• Nailed what would be the game winning 38-yard field goal with 4:03 left in the game versus the Cowboys. It is Longwell's 8th game-winning kick. He is one shy of tying the team record.

• Is the 4th kicker in Vikings history to connect on 100 field goals.

• Connected on a 31-yard field goal in the Vikings 24-10 victory over the Lions.

• Moved into 6th place for most points scored in team history with 461 after making 1 FG and 3 XPs against Detroit.

• Was perfect on both kicking attempts vs Miami...28-yard field goal and 1 PAT.

• Connected on a 41-yard field goal and one extra point against New Orleans.

2009 SEASON HIGHLIGHTS

• Elected by teammates as the Vikings 2009 Special Teams MVP.

• Ranked 3rd in the NFL in scoring with a career-best 132 points (26 FGs, 54 PATs).

• His 132 points tied for 2nd on the Vikings single-season list.

• Moved into 15th place on the NFL all-time scoring list with 1,502 points, the most by any NFL player since beginning his career in 1997.

• Played in his 200th career game at Green Bay on 11/1/09.

• Eclipsed the 100-point mark for the 10th time in his career.

• Climbed to 8th on Minnesota's all-time scoring list with 448 points.

• Ranks 16th on the all-time NFL FG list with 322.

• Holds the Vikings record for 50-plus yard FGs with 9.

• Converted 72 of his last 75 FG attempts inside 45 yards (96.0%).

• An avid golfer, with a current USGA handicap of +1.1.

CAREER NOTES

- Made a career-best 6 FGs of 50-plus yards in 2008 and was named 2008 Vikings Special Teams MVP.

2010 GP/GS
6/0

Career GP/GS
214/0 (70/0-MIN; 144/0-GB)

Playoffs GP/GS
13/0 (3-MIN; 10-GB)

Longwell's 2010 Season Highs

FG Attempts..... 1..... at New Orleans, 9/9/10, vs Detroit, 9/26/10, vs Dallas, 10/17/10, at GB, 10/24/10
FG Made..... 1..... at New Orleans, 9/9/10, vs Detroit, 9/26/10, vs Dallas, 10/17/10, at GB, 10/24/10
Long FG..... 41..... at New Orleans, 9/9/10
PAT Attempts..... 3..... vs Detroit, 9/26/10, vs Dallas, 10/17/10, at GB, 10/24/10
PAT Made..... 3..... vs Detroit, 9/26/10, vs Dallas, 10/17/10, at GB, 10/24/10
Points..... 6..... vs Detroit, 9/26/10, vs Dallas, 10/17/10, at GB, 10/24/10

Longwell's Career Highs

FG Attempts..... 6..... vs. Indianapolis, 9/14/08
FG Made..... 5..... vs. Arizona, 9/24/00; vs. Indianapolis, 9/14/08
Long FG..... 55..... at Chicago, 10/14/07
PAT Attempts..... 7..... vs. Arizona, 1/2/00; vs. New Orleans, 10/9/05
PAT Made..... 7..... vs. Arizona, 1/2/00; vs. New Orleans, 10/9/05
Kickoff Touchbacks..... 2..... 5 times, last at Carolina, 10/3/05
Points..... 17..... vs. Arizona, 9/24/00
Punts..... 2..... at Tampa Bay, 11/16/03
Punting Yards..... 49..... at Tampa Bay, 11/16/03
Long Punt..... 30..... at Tampa Bay, 11/16/03

2010 VIKINGS PLAYER BIOS



#74 BRYANT MCKINNIE • T 9th Year Vikings/9th Year NFL • Miami

- Joined his fellow linemen in blocking for the NFL's leading rusher, Adrian Peterson. The Vikings racked up a season-high 197 rushing yards and Peterson finished with 131 and 1 TD at Lambeau Field. Harvin and Gerhart combined for 1 TD and 65 yards
- Helped contain Detroit pass rusher Kyle Vandenbosch in a 24-10 win over the Lions.
- Has started 117 straight games for the Vikings with his start against Detroit.

2009 SEASON HIGHLIGHTS

- Elected to the Pro Bowl for the 1st time in his career.
- Started every game for the NFC's 3rd-ranked offense and the NFL's 5th-ranked offense.
- Is just the 5th Vikings T in Vikings history to play in 115 games.
- Spent a day during the bye week at ESPN Studios in Bristol, CT, and made 8 different television appearances in that time.
- Along with Vikings rookie T Phil Loadholt, forms one of the largest bookend duos in the NFL with both men standing at 6'8".
- Joined Vikings Owner/President Mark Wilf, along with Phil Loadholt, on a visit to Owatonna, MN, on 11/17, as part of the Vikings "You Made The Team" Community Tour.
- Joined more than 450 students from Jenny Lind School to help plant trees as part of the Vikings' Planet Purple Week on 10/13.
- Is only the 7th Vikings OT to play in 100 games.
- Has blocked for 4 of the top 6 single-season rushers in team history, including Adrian Peterson's team-record 1,760 yards in 2008.
- Along with Vikings rookie T Phil Loadholt, forms one of the largest bookend duos in the NFL with both men standing at 6'8".

CAREER NOTES

- Has blocked for 5 of the top 6 single-season rushers in team history, including Adrian Peterson's team-record 1,760 yards in 2008.
- Is the 2nd-highest offensive lineman drafted by the Vikings in team history, taken with the 7th overall pick in 2002, behind only Hall of Famer Ron Yary, who was selected with the 1st overall pick in 1968.
- Hosted a celebrity basketball game in New Jersey last June that featured Vikings teammates to benefit his alma mater, Woodbury HS, and breast cancer research.
- Helped launch Swagga Entertainment in 2009 that represents recording artists, including R&B star Pleasure P.
- Joined his mother and grandmother to participate in the 2008 Susan G. Komen Race for the Cure at the Mall of America in Bloomington.
- Heavily involved in several philanthropic events that help needy children worldwide and other groups in New Jersey, Miami and Minnesota.

2010 GP/GS
6/6

Career GP/GS
121/119

Playoffs GP/GS
5/5

#84 RANDY MOSS • WR 8th Year Vikings/13th Year NFL • Marshall

- Moss returned to Lambeau Field and finished the game with 3 receptions for 30 yards and 1 TD.
- In his return to the Mall of America Field, Moss hauled in 5 catches for 55 yards in a 24-21 win over Dallas.
- Moss currently is 9th all-time in receptions with 947.
- In his first game as a Viking, Moss was the recipient of Brett Favre's 500th career TD pass which is a NFL record. Moss finished the game with 4 receptions for 81 yards in a 29-20 loss against the Jets.

2009 SEASON HIGHLIGHTS

- Started all 16 games and finished with 83 receptions for 1,264 receiving yards and tied for the NFL-lead with 13 touchdowns.
- Moss' 13 touchdowns are second in Patriots' history to the NFL-record (23) he had in 2007
- Reached 1,000-yards receiving in 2009 for the 10th time in his career.
- Grabbed his first career interception at Denver (10/11) on the final play of the first half, hauling in a Kyle Orton Hail Mary pass when he lined up as a deep safety.

CAREER NOTES

- Over his 13 NFL seasons, Moss has totaled 152 touchdown receptions on 939 career catches.
- His rate of one touchdown for every 6.25 receptions is the best in NFL history, surpassing Lance Alworth's rate of one touchdown every 6.38 receptions.
- In 2007 with the Patriots, Moss caught an NFL-record 23 touchdown passes, surpassing Jerry Rice's previous record of 22 in 1987.
- Moss has recorded ten seasons with 1,000 or more receiving yards and has caught 10 or more touchdown passes in eight seasons.
- On Nov. 18, 2007, Moss caught four touchdown passes against Buffalo, setting a new career high and a new Patriots' record for most scoring catches in a game. All four of his touchdowns came in the first half, tying the NFL record for most touchdowns before halftime and becoming the first player since Roy Green in 1983 to achieve the feat.

2010 GP/GS
7/6

Career GP/GS
193/186 (112/107 MIN; 29/28 OAK; 52/51 NE)

Playoffs GP/GS
12/12 (8/8 MIN; 4/4 NE)

Moss' 2010 Season Highs (Vikings)

Receptions..... 5 vs Dallas, 10/17/10
Receiving Yards..... 81 at NYJ, 10/11/10
Long Catch..... 37L at NYJ, 10/11/10
Touchdowns..... 1 at NYJ, 10/11/10, at Green Bay, 10/24/10

Moss' Career Highs

Receptions..... 12 2 times, Most Recently vs. Buffalo, 9/14/09
Receiving Yards..... 204 vs. Chicago, 11/14/99
Long Catch..... 82L at Detroit, 12/19/04
TD Catch 4 vs. Buffalo, 9/14/09

2010 VIKINGS PLAYER BIOS



#55 KENNY ONATOLU • LB 2nd Year Vikings/2nd Year NFL • Nebraska-Omaha

MOSS' SEASON AND CAREER STATS

OPPONENT	No	Yds	Avg	Lg	TD
at NO - 9/9	NOT WITH TEAM				
vs MIA - 9/19	NOT WITH TEAM				
vs DET - 9/26	NOT WITH TEAM				
at NYJ - 10/11	4	81	20.3	37t	1
vs DAL - 10/17	5	55	11.0	18	0
at GB - 10/24	3	30	10.0	13	1
at NE - 10/31					
vs ARI - 11/7					
at CHI - 11/14					
vs GB - 11/21					
at WAS - 11/28					
vs BUF - 12/5					
vs NYG - 12/12					
vs CHI - 12/20					
at PHI - 12/26					
at DET - 1/2					
2010 TOTALS (TM)	12	166	13.8	37t	2
CAREER	947	14770	15.6	82t	153

- Was credited with 1 special teams tackle while playing at Lambeau Field.
- Was credited with 1 special teams tackle while playing the Jets.
- Was one of just 3 Vikings to record a special teams tackle against Miami.
- Recorded 2 special teams tackles against New Orleans in Week 1.

2009 SEASON HIGHLIGHTS

- Tied for the team lead with 24 special teams tackles.
- Recovered a Reggie Bush fumble in the NFC Championship game.
- Visited the Ronald McDonald House on 11/17 to pack and donate shoe boxes with toys to needy children across the globe.

CAREER NOTES

- Signed with the team near the end of the 2008 season after spending 2007 and 2008 with the Canadian Football League's Edmonton Eskimos.
- Set career highs with Edmonton in 2008 with 60 tackles and led or tied for the team lead in tackles in 7 of the team's 16 games.
- Has an identical twin brother, Taiwo, who he played with at Nebraska-Omaha.
- Was born in Chicago, but spent 3 years in his parents home country of Nigeria as a child.
- Owns the single-game rushing record at Papillon HS in Nebraska with 326 yards.

2010 GP/GS
6/0

Career GP/GS
21/0

Playoffs GP/GS
2/0

Onatolu's 2010 Season Highs (Special Teams)

Tackles..... 2..... at New Orleans, 9/9/10

Onatolu's Career Highs (Special Teams)

Tackles..... 3..... at Cleveland, 9/13/09; vs. Baltimore, 10/18/09; at Green Bay, 11/1/09

ONATOLU'S SPECIAL TEAMS TACKLES

OPPONENT	U	A	T	FF	FR	BK
at NO - 9/9	1	1	2	0	0	0
vs MIA - 9/19	1	0	1	0	0	0
vs DET - 9/26	0	0	0	0	0	0
at NYJ - 10/11	1	0	1	0	0	0
vs DAL - 10/17	0	0	0	0	0	0
at GB - 10/24	1	0	1	0	0	0
at NE - 10/31						
vs ARI - 11/7						
at CHI - 11/14						
vs GB - 11/21						
at WAS - 11/28						
vs BUF - 12/5						
vs NYG - 12/12						
vs CHI - 12/20						
at PHI - 12/26						
at DET - 1/2						
2010 TOTALS	4	1	5	0	0	0

2010 VIKINGS PLAYER BIOS



#28 ADRIAN PETERSON • RB 4th Year Vikings/4th Year NFL • Oklahoma

- Currently leads the NFL in rushing with 684 yards to go with 5 TDs. Finished the Packers game with 131 rushing yards, 1 rushing TD, and 41 receiving yards.
- Is 7-7 on 3rd and 1 conversions, 2nd best in NFL (M. Barber 8-8).
- Has the Vikings record for most rushing yards after 6 games with 684.
- Fought for a hard 73 yards to go with 1 TD while defeating the Cowboys 24-21.
- AP is the 4th Viking to reach 5,000 yards. He sits in 4th place with 5,037 yards. He is the fastest to reach the 5,000 yard plateau (51 games, second place was Chuck Foreman with 68).
- Set a new team record with 44 consecutive games with a rushing first down.
- Finished the MNF contest with 108 total yards (88 rushing, 20 receiving) against a very stout Jets defense.
- Continued his strong start to the 2010 season with 190 total yards (160 rushing, 30 receiving) in a 24-10 victory over Detroit. The 160 rushing yards was a franchise high against the Lions.
- His 80-yard TD run was the longest of his career along with the longest ever by a Viking at MOA Field. The 80-yard scamper is tied for the 4th longest in franchise history.
- Has 22 career 100+ yard rushing games.
- Peterson now has 10 rushes of over 50 yards...2nd to Robert Smith with 12.

- Led the offensive charge in Week 2 as he gashed Miami for 186 total yards (145 rushing, 41 receiving). His rushing yards (145) and attempts (28) were both team records against the team from South Beach.
- Moved into 4th place in Vikings rushing history passing Ted Brown with 4,716 yards
- Peterson's 962 carries over a 4-year span is a franchise high.

2009 SEASON HIGHLIGHTS

- Elected to the Pro Bowl for the 3rd time in as many season.
- Tied for the 4th-fewest games in NFL history needed to eclipse the 4,000-yard rushing mark, doing so in 39 games, which is also a team record.
- Ranks 5th all-time in the NFL with 4,484 rushing yards in his 1st 3 NFL seasons.
- Ranked 2nd in the NFC and 5th in the NFL with 1,383 rushing yards.
- Led the NFL in scoring among non-kickers with 108 points, scoring all his points on a team-record 18 rushing TDs.
- His 18 TDs is the 2nd-most all-time in a season by a Viking.
- Led the NFC and ranked 3rd in the NFL with 1,819 yards from scrimmage (1,383 rushing, 436 receiving).
- Ranked 2nd in the NFL with 90 1st downs gained, including 74 on the ground.
- Converted on 14-of-18 3rd-and-1 rushing opportunities.
- Along with WR Sidney Rice, formed the NFC's top rushing-receiving duo with a combined 2,695 yards (1,383 rushing, 1,312 receiving).
- Owns 4 of the top 5 single-game rushing performances in Vikings history, including an opening-day record 180 yards on 25 carries against Cleveland.
- Set team mark with his 3rd 3-TD day of career in the season opener at Cleveland (9/13/09).
- Became the 1st Vikings RB to lead the NFL in rushing with a team-record 1,760 yards in 2008.

CAREER NOTES

- Became the 1st Vikings RB to lead the NFL in rushing with a team-record 1,760 yards in 2008.
- Set the NFL single-game rushing record with 296 yards against San Diego in 2007 in the 8th game of his rookie campaign.
- Honored with the 2008 Bert Bell Award from the Maxwell Club as the Pro Football Player of the Year and was runner-up in AP Offensive Player of the Year voting in 2008.
- 2-time Pro Bowler and Pro Bowl MVP and Offensive Rookie of the Year in 2007.
- Works with youth through his All Day Foundation, with the motto "Giving back every day, All Day."
- Has earned more than \$25,000 in donations to local schools through his play being recognized with FedEx accolades (Ground Player of the Week, Offensive Player of the Year).
- Hosted Special Olympics of Minnesota Punt, Pass and Kick event at Winter Park in 2008 and 2009.
- His mother, Bonita Jackson, was a track and field star in high school, and his father, Nelson Peterson, was a collegiate basketball player at Idaho State.
- His uncle, Ivory Lee Brown, played in the NFL and suited up for the Vikings in 1993.

2010 GP/GS	Career GP/GS	Playoffs GP/GS
6/6	52/45	3/3

Peterson's 2010 Season Highs

Rushing Attempts	28	vs Miami, 9/19/10, at Green Bay, 10/24/10
Rushing Yards	160	vs Detroit, 9/26/10
Long Rush	80t	vs Detroit, 9/26/10
Receptions	5	vs Miami, 9/19/10, vs Detroit, 9/26/10
Receiving Yards	41	vs Miami, 9/19/10, at Green Bay, 10/24/10
Long Reception	26	at Green Bay, 10/24/10

Peterson's Career Highs

Rushing Attempts	30	vs. San Diego, 11/4/07; Green Bay, 11/9/08
Rushing Yards	296	vs. San Diego, 11/4/07
Long Rush	73t	at Chicago, 10/14/07
Rushing TDs	3	at Chicago, 10/14/07, vs. San Diego, 11/4/07, at Cleveland, 9/13/09
Receptions	6	at Arizona, 12/6/09
Receiving Yards	73	at Carolina, 12/20/09
Long Reception	63	at Carolina, 12/20/09
Kickoff Returns	4	at Chicago, 10/14/07
Kickoff Return Yards	128	at Chicago, 10/14/07
Long Kickoff Return	53	at Chicago, 10/14/07

PETERSON'S SEASON AND CAREER STATS

RUSHING					
OPPONENT	No	Yds	Avg	Lg	TD
at NO - 9/9	19	87	4.6	14	0
vs MIA - 9/19	28	145	5.2	23	1
vs DET - 9/26	23	160	7.0	80t	2
at NYJ - 10/11	18	88	4.9	30	0
vs DAL - 10/17	24	73	3.0	15	1
at GB - 10/24	28	131	4.7	17	1
at NE - 10/31					
vs ARI - 11/7					
at CHI - 11/14					
vs GB - 11/21					
at WAS - 11/28					
vs BUF - 12/5					
vs NYG - 12/12					
vs CHI - 12/20					
at PHI - 12/26					
at DET - 1/2					
2010 TOTALS	140	684	4.9	80t	5
CAREER	1055	5168	4.9	80t	45

RECEIVING					
OPPONENT	No	Yds	Avg	Lg	TD
at NO - 9/9	3	14	4.7	11	0
vs MIA - 9/19	5	41	8.2	16	0
vs DET - 9/26	5	30	6.0	17	0
at NYJ - 10/11	1	20	20.0	20	0
vs DAL - 10/17	1	-2	-2.0	-2	0
at GB - 10/24	2	41	20.5	26	0
at NE - 10/31					
vs ARI - 11/7					
at CHI - 11/14					
vs GB - 11/21					
at WAS - 11/28					
vs BUF - 12/5					
vs NYG - 12/12					
vs CHI - 12/20					
at PHI - 12/26					
at DET - 1/2					
2010 TOTALS	17	144	8.5	17	0
CAREER	100	973	9.7	63	1

2010 VIKINGS PLAYER BIOS



#96 BRIAN ROBISON • DE 4th Year Vikings/4th Year NFL • Texas

- Pressured Packers QB Aaron Rodgers 1 time at Lambeau Field.
- Finished the Jets game with 1 tackle and 1 QB hurry.
- Notched his 1st sack of the 2010 season by bringing down Shaun Hill. Finished his 50th career game with 3 tackles.
- Saw action along the defensive line against the Dolphins but did not record any stats.
- Recorded 1 tackle against New Orleans in Week 1 of the 2010 season.

2009 HIGHLIGHTS

- Ranked 4th on the Vikings with 13 QB hurries and 4.5 sacks, tying a career high.

CAREER NOTES

- All-Rookie honoree in 2007, ranked 3rd among NFL rookies with 4.5 sacks.
- A former NCAA runner-up in the shot put at Texas, began competing in the event again in the 2009 offseason with aspirations of qualifying for the Olympics.
- Wife, Jayme Miller, is an accomplished rodeo barrel racer.

2010 GP/GS
6/0

Career GP/GS
52/5

Playoffs GP/GS
3/1

Robison's 2010 Season Highs

Tackles..... 3..... vs Detroit, 9/26/09
Sacks..... 1..... vs Detroit, 9/26/09
QB Hurry..... 1..... vs Dallas, 10/17/10, at Green Bay, 10/24/10

Robison's Career Highs

Tackles..... 7..... vs. N.Y. Giants, 12/28/08
Sacks..... 2.0..... vs. Atlanta, 9/9/07
Forced Fumble..... 1..... vs. Oakland, 11/18/07, at Arizona, 12/14/08
QB Hurries..... 5..... at Arizona, 12/14/08
Tackle for Loss..... 1.0..... 9 times, last vs. N.Y. Giants, 12/28/08
Pass Defensed..... 1..... vs. Houston, 11/2/08

ROBISON'S SEASON AND CAREER STATS

OPPONENT	U	A	T	TFL	SK	QH	FF	FR	INT	PD
at NO - 9/9	1	0	1	0.0	0.0	0	0	0	0	0
vs MIA - 9/19	0	0	0	0.0	0.0	0	0	0	0	0
vs DET - 9/26	3	0	3	0.0	1.0	0	0	0	0	0
at NYJ - 10/11	1	0	1	0.0	0.0	1	0	0	0	0
vs DAL - 10/17	0	0	0	0.0	0.0	0	0	0	0	0
at GB - 10/24	0	0	0	0.0	0.0	1	0	0	0	0
at NE - 10/31										
vs ARI - 11/7										
at CHI - 11/14										
vs GB - 11/21										
at WAS - 11/28										
vs BUF - 12/5										
vs NYG - 12/12										
vs CHI - 12/20										
at PHI - 12/26										
at DET - 1/2										
2010 TOTALS	5	0	5	0.0	1.0	2	0	0	0	0
CAREER	42	20	62	11.0	12.5	48	2	0	0	1

#33 JAMARCA SANFORD • S 2nd Year Vikings/2nd Year NFL • Mississippi

- Recorded 2 special teams tackles against the Packers. It is the third time this season that Sanford has 2 special teams tackles in one game.
- Saw his first extensive action on defense after replacing Husain Abdullah against the Cowboys. Finished the contest with 3 defensive tackles.
- His 2 special teams tackles was tied for the team high against the Jets.
- Led the special teams unit with 2 tackles in a 24-10 victory over Detroit.
- Has been active for both games in 2010 seeing action on special teams but not recording any stats.

2009 SEASON HIGHLIGHTS

- Became the 1st Vikings rookie to start at S since Willie Offord on 11/2/02 against the N.Y. Giants in Week 14 against Cincinnati.

- Ranked 3rd on the Vikings with 19 special teams tackles and a FF.

- Joined more than 450 students from Jenny Lind School to help plant trees as part of the Vikings' Planet Purple Week on 10/13.

CAREER NOTES

- Selected in the 7th round of the 2009 NFL Draft with the 231st overall pick.
- Related to former Vikings 1st-round draft pick LB Dwayne Rudd and cousin of 2009 Falcons 1st-round DT Peria Jerry, a fellow Ole Miss teammate.
- Started all 44 games he played in at Ole Miss.
- Was the SEC active leader in tackles during his career at Ole Miss, totaling 287 total stops.

2010 GP/GS
6/0

Career GP/GS
19/1

Playoffs GP/GS
2/0

Sanford's Career Highs

Tackles..... 5..... at Arizona, 12/6/09
Special Teams Tkls..... 3..... vs. Baltimore, 10/18/09; vs. Cincinnati, 12/13/09
Forced Fumbles..... 1..... vs. Seattle, 11/22/09

SANFORD'S SPECIAL TEAMS STATS

OPPONENT	U	A	T	FF	FR	BK
at NO - 9/9	0	0	0	0	0	0
vs MIA - 9/19	0	0	0	0	0	0
vs DET - 9/26	1	1	2	0	0	0
at NYJ - 10/11	1	1	2	0	0	0
vs DAL - 10/17	0	0	0	0	0	0
at GB - 10/24	1	1	2	0	0	0
at NE - 10/31						
vs ARI - 11/7						
at CHI - 11/14						
vs GB - 11/21						
at WAS - 11/28						
vs BUF - 12/5						
vs NYG - 12/12						
vs CHI - 12/20						
at PHI - 12/26						
at DET - 1/2						
2010 TOTALS	3	3	6	0	0	0

2010 VIKINGS PLAYER BIOS



#29 LITO SHEPPARD • CB 1st Year Vikings/9th Year NFL • Florida

- Had 1 special teams tackle while going back and playing against his former team, the Jets. Added 1 defensive tackle.
- Saw action on defense versus the Lions but did not record any stats in his first victory as a Viking.
- Was credited with 2 tackles and 1 pass defended while making his home debut for the Vikings.
- Earned his first start of the 2010 season against New Orleans when the Vikings opened in a nickel package.
- Recorded 3 tackles in the Week 1 contest against the Saints.
- Had a team-high 3 pass breakups against New Orleans.

2009 SEASON HIGHLIGHTS

- Started 9 of his 11 regular season games and 2 out of 3 in the playoffs with the Jets.
- Was 4th on the NYJ with 9 passes defended.
- Traded to the Jets from Philadelphia on 2/28/09

CAREER NOTES

- Tabbed as 1st-Team AP All-Pro in 2004
- Pro Bowler in 2004 and 2006 in the event again in the 2009 offseason with aspirations of qualifying for the Olympics.
- Has 2 interceptions returned for TDs that span over 100 yards both coming against Dallas (101, 102)

2010 GP/GS	Career GP/GS	Playoffs GP/GS
5/2	109/71 (93/61-PHI; 11/9-NYJ; 5/2-MINN)	12/6 (9/4-PHI, 3/2-NYJ)

Sheppard's 2010 Season Highs

Tackles..... 3..... at New Orleans, 9/9/10
Pass Defended..... 3..... at New Orleans, 9/9/10

Sheppard's Career Highs

Tackles..... 10..... vs Cleveland, 10/24/04
Pass Defended..... 7..... vs Dallas, 10/8/08
Interceptions..... 2..... vs Dallas, 10/8/08

SHEPPARD'S SEASON AND CAREER STATS

OPPONENT	U	A	T	TFL	SK	QH	FF	FR	INT	PD
at NO - 9/9	3	0	3	0.0	0.0	0	0	0	0	3
vs MIA - 9/19	2	0	2	0.0	0.0	0	0	0	0	1
vs DET - 9/26	0	0	0	0.0	0.0	0	0	0	0	0
at NYJ - 10/11	1	0	1	0.0	0.0	0	0	0	0	0
vs DAL - 10/17	0	0	0	0.0	0.0	0	0	0	0	0
at GB - 10/24	INACTIVE									
at NE - 10/31										
vs ARI - 11/7										
at CHI - 11/14										
vs GB - 11/21										
at WAS - 11/28										
vs BUF - 12/5										
vs NYG - 12/12										
vs CHI - 12/20										
at PHI - 12/26										
at DET - 1/2										
2010 TOTALS	6	0	6	0.0	0.0	0	0	0	0	4
CAREER	229	63	292	0.0	2.0	0	3	1	19	62

#81 VISANTHE SHIANCOE • TE 4th Year Vikings/8th Year NFL • Morgan State

- Finished the Packers game with 3 catches for 30 yards in a 28-24 loss.
- Had 2 catches for 28 yards against the Jets on MNF.
- Hauled in 1 pass for 7 yards before leaving the game (leg) against Detroit.
- Has lead the Vikings in receiving yards in weeks 1 (76) and 2 (86).
- Moved into 4th place among tight ends in franchise history with 1,682 yards.
- Led the Vikings passing attack with 4 receptions for a team-high 76 yards at N.O.
- Scored the 1st TD of the Vikings 2010 season on a 20-yd pass from Brett Favre.

2009 SEASON HIGHLIGHTS

- Set a Vikings TE record with a career-high 11 TD receptions this season, surpassing Joe Senser's 1981 mark of 8.
- Tied for 6th in the NFC in scoring among non-kickers with 66 points.
- Ranked 3rd among NFL TEs for TD catches.
- Led the team in TD receptions and was 4th with 566 yards receiving.
- Set a career high with 56 receptions.
- Joined WR Sidney Rice on a visit to Austin, MN as part of the Vikings' "You Made The Team" Community Tour on 11/24.

- Helped youngsters from the A-Mon-Nue Sports Association spend \$100 gift certificates at Sports Authority on 12/15 as part of the Shop With a Viking Program.

- Routinely one of the last Vikings to leave the practice field, working with WR Coach George Stewart and TE Coach Jimmie Johnson on receiving drills.

CAREER NOTES

- Led NFC TEs with 7 TDs in 2008, ranking 3rd among all NFL TEs.
- Teamed up with C John Sullivan and other Vikings for the "Celebration of Sorts" event, assembling Halloween costumes for local youth on 9/15/09.
- Part of teams that have advanced to the NFC Playoffs in 4 of the past 5 seasons.
- Assisted the coaching staff at Morgan State in the 2009 offseason.

2010 GP/GS	Career GP/GS	Playoffs GP/GS
6/4	118/72 (54/50-MIN; 65/24-NYG)	5/3 (3/3-MIN; 2/0-NYG)

Shiancoe's 2010 Season Highs

Receptions..... 6..... vs Miami, 9/19/10
Receiving Yards..... 86..... vs Miami, 9/19/10
Long Reception..... 33..... at New Orleans, 9/9/10, vs Miami, 9/19/10
TD Receptions..... 1..... at New Orleans, 9/9/10

Shiancoe's Career Highs

Receptions..... 8..... vs. Seattle, 11/22/09
Receiving Yards..... 136..... vs. Atlanta, 12/21/08
Long Reception..... 79..... vs. Oakland, 11/18/07
TD Receptions..... 2..... vs. Atlanta, 12/21/08; vs. Baltimore, 10/18/09

SHIANCOE'S SEASON AND CAREER STATS

OPPONENT	No	Yds	Avg	Lg	TD
at NO - 9/9	4	76	19.0	33	1
vs MIA - 9/19	6	86	14.3	33	0
vs DET - 9/26	1	7	7.0	7	0
at NYJ - 10/11	2	28	14.0	20	0
vs DAL - 10/17	0	0	0.0	0	0
at GB - 10/24	3	30	10.0	14	0
at NE - 10/31					
vs ARI - 11/7					
at CHI - 11/14					
vs GB - 11/21					
at WAS - 11/28					
vs BUF - 12/5					
vs NYG - 12/12					
vs CHI - 12/20					
at PHI - 12/26					
at DET - 1/2					
2010 TOTALS	16	227	14.2	33	1
CAREER	176	1965	11.2	79	23

2010 VIKINGS PLAYER BIOS



#65 JOHN SULLIVAN • C 3rd Year Vikings/3rd Year NFL • Notre Dame

- Returned to the Vikings starting lineup and helped anchor the offensive line versus Green Bay.
- Joined his fellow linemen in blocking for the NFL's leading rusher, Adrian Peterson. The Vikings racked up a season-high 197 rushing yards and Peterson finished with 131 and 1 TD at Lambeau Field. Harvin and Gerhart combined for 1 TD and 65 yards
- Started against the Lions but left the game early due to an injury.
- Sullivan's help up front allowed Adrian Peterson to gain 145 rushing yards in Week 2 against Miami.
- Started in Week 1 of the 2010 season after missing most of Training Camp.

2009 SEASON HIGHLIGHTS

- Started every game for the NFC's 3rd-ranked offense and the NFL's 5th-ranked offense.
- Visited the Physical Therapy Clinic of the VA Medical Clinic on 11/10 and donated memorabilia to help begin a permanent Vikings-themed area.
- Serves as the American Heart Association "Play 60 Challenge" spokesperson and took part in the NFL's "Play 60 Challenge" at St. Joseph's Home For Children on 9/22/09.
- Entered 2009 season as Minnesota's starting C after playing in all 16 games as a rookie, primarily on special teams.

CAREER NOTES

- Participated in the 2009 Lymphomathon, promoting awareness and raising money for research.
- Attended the same high school as NFL Hall of Famer Steve Young, Greenwich HS, where he excelled in football and wrestling, winning state titles as a sophomore, junior and senior, and finished 7th in the national tournament.

2010 GP/GS
4/4

Career GP/GS
35/18

Playoffs GP/GS
3/2

#38 NAUFAHU TAHI • FB 5th Year Vikings/5th Year NFL • BYU

- Helped lead the Vikings to a season-high 196 rushing yards in a 28-24 loss at Green Bay.
- Led the charge for Adrian Peterson's career day against the Lions.
- Picked up a huge 1st down against Miami in a 4th and 1 situation with a 1 yard gain.
- Tahi's lead blocking helped spring his backfield mate A. Peterson for a season-high 145 yards.
- Cleared the way for Adrian Peterson's game-high 87 rushing yards in Week 1.

2009 SEASON HIGHLIGHTS

- Scored his 1st career TD on a 1-yard pass in the 3rd quarter of the season finale against the N.Y. Giants.
- Visited the Physical Therapy Clinic of the VA Medical Clinic on 11/10 and donated memorabilia to help begin a permanent Vikings-themed area.
- Visited the University of Minnesota Amplatz Children's Hospital with teammates and the Vikings Women's Organization on 10/27.

CAREER NOTES

- Hard-nosed blocker who worked from the practice squad in 2006 to the field in 2007 and became a starter in 2008, helping Peterson become the 1st Viking to lead the NFL in rushing with a team-record 1,760 yards in 2008
- Spent 2000-03 out of football on a Mormon mission in Jacksonville, FL and most of the 2009 offseason at BYU working on his degree.
- Family is native of Tonga but was born in California and raised in Utah.

2010 GP/GS
5/2

Career GP/GS
46/8

Playoffs GP/GS
3/0

Tahi's 2010 Season Highs

Rushing Attempts 1 vs. Miami, 9/19/10
Rushing Yards 1 vs. Miami, 9/19/10
Long Rush 1 vs. Miami, 9/19/10

Tahi's Career Highs

Rushing Attempts 4 vs. Oakland, 11/18/07
Rushing Yards 10 vs. Oakland, 11/18/07
Long Rush 6 vs. Oakland, 11/18/07
Receptions 3 at Pittsburgh, 10/25/09
Receiving Yards 32 at St. Louis, 10/11/09
TD Reception 1 vs. N.Y. Giants, 1/3/10
Long Reception 32 at St. Louis, 10/11/09
Kickoff Returns 1 vs. Green Bay, 11/9/08; vs. Atlanta, 12/21/08
Long Kickoff Return .. 20 vs. Green Bay, 11/9/08

TAHI'S SEASON AND CAREER STATS

OPPONENT	No	Yds	Avg	Lg	TD
at NO - 9/9	0	0	0.0	0	0
vs MIA - 9/19	1	1	1.0	1	0
vs DET - 9/26	0	0	0.0	0	0
at NYJ - 10/11	0	0	0.0	0	0
vs DAL - 10/17			INACTIVE		
at GB - 10/24	0	0	0.0	0	0
at NE - 10/31					
vs ARI - 11/7					
at CHI - 11/14					
vs GB - 11/21					
at WAS - 11/28					
vs BUF - 12/5					
vs NYG - 12/12					
vs CHI - 12/20					
at PHI - 12/26					
at DET - 1/2					
2010 TOTALS	1	1	1.0	1	0
CAREER	9	19	2.1	1	0

2010 VIKINGS PLAYER BIOS



#41 FRANK WALKER • CB 1st Year Vikings/8th Year NFL • Tuskegee

• Was tested by the Green Bay offense but produced 1 pass defended which led to a Madiou Williams interception. Walker added 4 tackles on defense and 2 on special teams.

• Joined the Vikings on October 13th as a free agent. The Vikings are his 4th team.

2010 GP/GS
2/0

Career GP/GS
84/0

Playoffs GP/GS
0/0

#93 KEVIN WILLIAMS • DT 8th Year Vikings/8th Year NFL • Oklahoma State

• Added 2 tackles and 1 pass defended against the Packers in Week 7.

• Excelled against the Cowboys offense, finishing with 6 tackles and 2 QB hurries.

• Finished the Detroit contest with 5 tackles, 2 passes defended, and 1 QB hurry.

• Led the destructive defensive line with 7 total tackles, 1 sack, and 1 pass defended in the home opener against Miami.

• Recorded 3 tackles and 1 QB hurry in Week 1.

• Has 49.5 career sacks.

2009 SEASON HIGHLIGHTS

• Elected to his 5th Pro Bowl.

• Tied for the NFL lead among DTs with 6.0 sacks.

• Played and started in his 100th career game at Baltimore in Week 6.

• Ranks 9th on Minnesota's all-time sack list with 48.5 for his career.

• Holds Vikings record for career INTs by a defensive lineman with 4, including 2 for TDs in 2007.

• Wife, Tasha, was an all-conference basketball player at Louisiana Tech.

• Active in the Twin Cities community through the Vikings/United Way Hometown Huddle ARC-Hennepin County Clothing Drive.

• Shares the same hometown as legendary coach Paul "Bear" Bryant, Fordyce, AR.

2010 GP/GS
6/6

Career GP/GS
116/116

Playoffs GP/GS
5/5

Kevin Williams' 2010 Season Highs

Tackles..... 7..... vs Miami, 9/19/10
QB Sacks..... 1..... vs Miami, 9/19/10
QB Hurries..... 2..... vs Dallas, 10/17/10
Pass Defended..... 2..... vs Detroit, 9/26/10

Kevin Williams' Career Highs

Tackles..... 11..... at Green Bay, 9/8/08
Sacks..... 4.0..... vs. Detroit, 10/12/08
QB Hurries..... 8..... at Arizona, 12/14/08
Forced Fumbles..... 1..... 9 times, last vs. Green Bay, 11/9/08
Interception..... 1..... 4 times, last at San Francisco, 12/9/07
Long INT Return..... 541..... vs. Atlanta, 9/9/07
Fumble Recoveries..... 1..... 10 times, last at Cleveland, 9/13/09
Long Fumble Return 771..... vs. Jacksonville, 11/28/04
Passes Defended..... 3..... at N.Y. Giants, 11/13/05; at Green Bay, 11/1/09
Tackles for Loss..... 3.0..... at Buffalo, 10/1/06
Blocked FG..... 1..... at Green Bay, 9/8/08; at New Orleans, 10/6/08

KEVIN WILLIAMS SEASON AND CAREER DEFENSIVE STATS

OPPONENT	U	A	T	TFL	SK	QH	FF	FR	INT	PD
at NO - 9/9	2	1	3	0.0	0.0	1	0	0	0	0
vs MIA - 9/19	3	4	7	0.0	1.0	0	0	0	0	1
vs DET - 9/26	2	3	5	0.0	0.0	1	0	0	0	2
at NYJ - 10/11	1	2	3	0.0	0.0	0	0	0	0	0
vs DAL - 10/17	6	0	6	0.0	0.0	2	0	0	0	0
at GB - 10/24	2	0	2	0.0	0.0	0	0	0	0	1
at NE - 10/31										
vs ARI - 11/7										
at CHI - 11/14										
vs GB - 11/21										
at WAS - 11/28										
vs BUF - 12/5										
vs NYG - 12/12										
vs CHI - 12/20										
at PHI - 12/26										
at DET - 1/2										
2010 TOTALS	16	10	26	0.0	1.0	4	0	0	0	4
CAREER	337	177	514	42.0	49.5	227	10	10	4	49

#14 JOE WEBB • QB Rookie • Alabama Birmingham

• Has served as the 3rd string QB in all games this season.

• The 2009 Conference USA Offensive Player of the Year.

• Had a remarkable career at UAB and led the NCAA in rushing yards by a QB with 1,427 and 11 TDs.

• Webb became the 1st player in NCAA history to pass for 2,000+ yards and rush for 1,000+ yards in back-to-back seasons.

2010 GP/GS
0/0

Career GP/GS
0/0

Playoffs GP/GS
0/0

2010 VIKINGS PLAYER BIOS



#20 MADIEU WILLIAMS • S 3rd Year Vikings/7th Year NFL • Maryland

- Intercepted Aaron Rodgers in the Vikings end zone just before halftime. It was Williams' first interception since 11/23/08 at Jacksonville. Williams added 6 tackles and 1 pass defended.
- Completed the Cowboys game with 6 tackles, 1 for a loss.
- Led the Vikings secondary with 11 tackles and a forced fumble versus the Jets.
- Piled up 8 tackles and 1 pass defended in a 14 point victory over Detroit.
- Continued to play well in the secondary and totaled 7 tackles against Miami in Week 2.
- Led the safeties with 8 tackles in Week 1 against New Orleans.

2009 SEASON HIGHLIGHTS

- Led the Vikings DBs with 76 tackles and ranked 4th on the team.

- Made the largest donation by an African-American alumnus in University of Maryland history over the bye week to help create the Madieu Williams Center for Global Health Initiatives.

CAREER NOTES

- Recorded an INT in his 1st game as a Viking against Houston.
- Is the 2009 Vikings spokesperson for the United Way.
- Holds a degree in family studies and started the Madieu Williams Foundation, to work with kids to encourage a healthy lifestyle and education.
- Recognized by the University of Maryland as a Distinguished Alumni by the School of Public Health in spring of 2009.
- Native of Sierra Leone, who moved with his family to Maryland when he was 9.

2010 GP/GS	Career GP/GS	Playoffs GP/GS
6/6	80/76 (49/45-CIN; 31/31-MIN)	3/3 (3/3-MIN)

Madieu Williams' 2010 Season Highs

Tackles.....11.....at NYJ, 10/11/10
Passed Defended.....1.....vs Detroit, 9/26/10, at Green Bay, 10/24/10
Forced Fumble.....1.....at NYJ, 10/11/10
Interception.....1.....at Green Bay, 10/24/10

Madieu Williams' Career Highs

Tackles.....11.....at Tampa Bay, 10/15/06, at NYJ, 10/11/10
Forced Fumble.....1.....4 times, last at NYJ, 10/11/10
Fumble Recovery.....1.....3 times, last vs. Baltimore, 9/10/07
Interception.....1.....12 times, last at Green Bay, 10/24/10
Long INT Return.....51.....at Tennessee, 10/31/04
INT Return TD.....1.....at Tennessee, 10/31/04
Sack.....1.....4 times, last vs. Arizona, 11/18/07
QB Hurry.....1.....vs. Green Bay, 11/9/08

MADIEU WILLIAMS' SEASON AND CAREER STATS

OPPONENT	U	A	T	TFL	SK	QH	FF	FR	INT	PD
at NO - 9/9	4	4	8	0.0	0.0	0	0	0	0	1
vs MIA - 9/19	5	2	7	0.0	0.0	0	0	0	0	0
vs DET - 9/26	4	4	8	0.0	0.0	0	0	0	0	1
at NYJ - 10/11	9	2	11	0.0	0.0	0	1	0	0	0
vs DAL - 10/17	3	3	6	1.0	0.0	0	0	0	0	0
at GB - 10/24	4	2	6	0.0	0.0	0	0	0	1	1
at NE - 10/31										
vs ARI - 11/7										
at CHI - 11/14										
vs GB - 11/21										
at WAS - 11/28										
vs BUF - 12/5										
vs NYG - 12/12										
vs CHI - 12/20										
at PHI - 12/26										
at DET - 1/2										
2010 TOTALS	29	17	46	1.0	0.0	0	1	0	1	3
CAREER	322	113	435	1.0	4.0	3	4	4	12	44

#94 PAT WILLIAMS • DT 6th Year Vikings/14th Year NFL • Texas A&M

- Finished the Packers game with 2 tackles in a 28-24 loss.
- Has 6 tackles and 3 QB hurries over the Jets and Cowboys contests.
- Added 3 tackles against Detroit in a 24-10 victory.
- Continues to produce and helped slow down the Miami powerful running attack with 5 tackles, 1 TFL, and 1 forced fumble.
- Recorded 4 tackles and 1 QB hurry in Week 1 in New Orleans.

2009 REGULAR SEASON

- Broke up a career-high 2 passes at Arizona in Week 13.

- Had his best performance of the season in Week 8 at Green Bay, with 7 tackles, 2 QB hurries and his 1st sack of the season.

- Forced his 2nd fumble of the season inside the opponent's 5-yard line at Pittsburgh in Week7, halting a Steelers' drive.

- Forced a fumble that led to 1 of 3 Vikings takeaways inside the Rams 10-yard line in Week 5 at St. Louis.

CAREER NOTES

- Key component in a Viking defense that led the NFL in rushing defense from 2006-08.
- Joined linemates Kevin Williams and Jared Allen in being named to the Pro Bowl in 2008, marking the 3rd time in team history that a trio on the defensive line has made the post-season event.
- Three-time Pro Bowler and winner of the 2003 Ed Block Courage Award, as voted on by his teammates in Buffalo.
- Owns an automobile detailing company in the Twin Cities, Automotive Concepts.
- Has volunteered at the North Minneapolis Probation House to encourage positive relationships between youth and law enforcement.

2010 GP/GS	Career GP/GS	Playoffs GP/GS
6/6	191/148 (83/83-MIN; 108/65-BUF)	4/2 (2/0-BUF, 2/2-MIN)

Pat Williams' 2010 Season Highs

Tackles.....5.....vs Miami, 9/19/10
QB Hurries.....1.....vs Dallas, 10/17/10
Forced Fumbles.....1.....vs Miami, 9/19/10
Tackles for Loss.....1.....vs Miami, 9/19/10

Pat Williams' Career Highs

Tackles.....12.....vs. Chicago, 9/29/02; vs. Green Bay, 11/12/06
Sacks.....3.0.....at Cincinnati, 9/6/98
Blocked FG.....1.....at Kansas City, 11/19/00
Interceptions.....1.....at Miami, 12/5/04
Long INT Return.....20.....at Miami, 12/5/04
Fumble Recoveries.....1.....6 times, last at San Francisco, 12/9/07
Long Fumble Return 28.....at Tennessee, 12/14/03
Forced Fumbles.....1.....8 times, last at Pittsburgh, 10/25/09
Pass Breakups.....2.....at Arizona, 12/6/09

PAT WILLIAMS' SEASON AND CAREER STATS

OPPONENT	U	A	T	TFL	SK	QH	FF	FR	INT	PD
at NO - 9/9	3	1	4	0.0	0.0	0	0	0	0	0
vs MIA - 9/19	3	2	5	1.0	0.0	0	1	0	0	0
vs DET - 9/26	2	1	3	0.0	0.0	0	0	0	0	0
at NYJ - 10/11	2	1	3	0.0	0.0	1	0	0	0	0
vs DAL - 10/17	2	1	3	0.0	0.0	2	0	0	0	0
at GB - 10/24	1	1	2	0.0	0.0	0	0	0	0	0
at NE - 10/31										
vs ARI - 11/7										
at CHI - 11/14										
vs GB - 11/21										
at WAS - 11/28										
vs BUF - 12/5										
vs NYG - 12/12										
vs CHI - 12/20										
at PHI - 12/26										
at DET - 1/2										
2010 TOTALS	13	7	20	1.0	0.0	3	1	0	0	0
CAREER	569	269	838	43.0	20.5	80	9	7	1	26

2010 VIKINGS PLAYER BIOS



#26 ANTOINE WINFIELD • CB 7th Year Vikings/12th Year NFL • Ohio State

- Led the secondary with 8 tackles against Green Bay.
- Finished the Cowboys contest with 13 tackles (ties season high) and 1 PD.
- Recorded 2 tackles and 2 pass breakups against the Jets.
- Had his best game of the season recording 13 tackles (11 solo), 1 TFL, 1 PD, and 1 interception to seal the 24-10 victory over Detroit.
- Led the secondary with 9 tackles during the Week 1 road contest.

2009 SEASON HIGHLIGHTS

- Returned from a foot injury that sidelined for 6 games against Cincinnati in Week 14, leading the defense with 10 tackles, 9 solo tackles and a forced fumble in the 2nd quarter that led to a Ryan Longwell FG.
- Left the Baltimore game due to injury in the 1st half in Week 6.
- Had a season-high 11 tackles, 10 solo, to go along with his first INT of the season vs. Green Bay in Week 4.
- Had 6 solo tackles on defense and added another 2 on special teams during Week 2 at Detroit (9/20).
- Coming off his 2nd Pro Bowl season, his 11th in the NFL.

CAREER NOTES

- Returned the 1st blocked FG for a TD in Vikings history at New Orleans (10/6/08).
- Has scored a TD in each of the last 3 seasons, helping the Vikings tie for the NFL lead since 2006 with 15 defensive TDs.
- Active in the Twin Cities community through the Vikings Blood Drive and donated cars to 3 single mothers through the Minneapolis Urban League Employment and Training Program in 2005.
- Annually hosts the Camp 26 football camp in his hometown of Akron, OH.

2010 GP/GS	Career GP/GS	Playoffs GP/GS
6/6	159/142 (87/84-MIN; 72/58-BUF)	6/6 (5/5-MIN; 1/1-BUF)

Antoine Winfield's 2010 Season Highs

Tackles..... 13..... vs Detroit, 9/26/10, vs Dallas, 10/17/10
Solo Tackles 11..... vs Detroit, 9/26/10
Tackles For Loss..... 1..... vs Detroit, 9/26/10
Interception..... 1..... vs Detroit, 9/26/10
Passed Defended..... 1..... vs Detroit, 9/26/10

Antoine Winfield's Career Highs

Tackles..... 16 at Indianapolis, 11/8/04
Forced Fumbles..... 1..... 10 times, last at Arizona, 12/14/08
Fumble Recovery 1..... 9 times, last at New Orleans, 10/6/08
Interception..... 1..... 21 times, last vs. Green Bay, 10/5/09
Long INT Return 56..... at New Orleans, 10/17/04
INT Return TD 1..... vs. Chicago, 9/24/06; vs. Atlanta, 9/9/07
Passes Defensed 4..... at Green Bay, 12/21/06; vs. Chicago, 12/17/07
Sack..... 1.0..... 4 times, last at Carolina, 12/20/09
QB Hurries 2..... at Philadelphia, 9/20/04; vs. New England, 10/30/06
Blocked FG Return 1..... at New Orleans, 10/6/08
Long Blk FG Return: 59t..... at New Orleans, 10/6/08

WINFIELD'S SEASON AND CAREER STATS

OPPONENT	U	A	T	TFL	SK	QH	FF	FR	INT	PD
at NO - 9/9	6	3	9	0.0	0.0	0	0	0	0	0
vs MIA - 9/19	3	2	5	0.0	0.0	1	0	0	0	0
vs DET - 9/26	11	2	13	1.0	0.0	0	0	0	1	1
at NYJ - 10/11	2	0	2	0.0	0.0	0	0	0	0	2
vs DAL - 10/17	8	4	12	0.0	0.0	0	0	0	0	1
at GB - 10/24	5	3	8	0.0	0.0	0	0	0	0	0
at NE - 10/31										
vs ARI - 11/7										
at CHI - 11/14										
vs GB - 11/21										
at WAS - 11/28										
vs BUF - 12/5										
vs NYG - 12/12										
vs CHI - 12/20										
at PHI - 12/26										
at DET - 1/2										
2010 TOTALS	36	14	49	1.0	0.0	1	0	0	1	4
CAREER	756	211	966	42.0	4.0	19	11	9	22	141

#34 ALBERT YOUNG • RB 2nd Year Vikings/2nd Year NFL • Iowa

- Has been inactive for 4 games this season.
- Totaled 2 yards rushing on 3 carries against New Orleans.

2009 SEASON HIGHLIGHTS

- Recorded his 1st career NFL carries in the 4th quarter against Cincinnati in Week 14, rushing for 13 yards on 2 carries.
- Ranked 4th on the team in rushing with 53 yards despite getting carries in only 2 games.
- Set career highs with 10 carries for 40 yards in the season finale against the N.Y. Giants.
- College teammate of Vikings LB Chad Greenway at Iowa.

2010 GP/GS	Career GP/GS	Playoffs GP/GS
2/0	9/0	1/0

Young's 2010 Season Highs

Rushing Attempts 3 at New Orleans, 9/9/10
Rushing Yards 2 at New Orleans, 9/9/10
Long Rush 2 at New Orleans, 9/9/10

Young's Career Highs

Rushes 10..... vs. N.Y. Giants, 1/3/10
Rushing Yards 40..... vs. N.Y. Giants, 1/3/10
Long Rush 10..... vs. N.Y. Giants, 1/3/10

YOUNG'S SEASON AND CAREER STATS

OPPONENT	No	Yds	Avg	Lg	TD
at NO - 9/9	3	2	0.7	2	0
vs MIA - 9/19					
vs DET - 9/26					
at NYJ - 10/11					
vs DAL - 10/17	0	0	0.0	0	0
at GB - 10/24					
at NE - 10/31					
vs ARI - 11/7					
at CHI - 11/14					
vs GB - 11/21					
at WAS - 11/28					
vs BUF - 12/5					
vs NYG - 12/12					
vs CHI - 12/20					
at PHI - 12/26					
at DET - 1/2					
2010 TOTALS	3	2	0.7	2	0
CAREER	15	55	3.7	10	0



**SHOW YOUR
HORNS**

**BIOS OF PLAYERS NOT IN
VIKINGS 2009 MEDIA GUIDE**



HANK BASKETT

WR/#19

HEIGHT 6-3 **WEIGHT** 212
DOB 9/04/82
COLLEGE New Mexico

ACQUIRED FA '10
NFL 5th Year
VIKINGS 1st Year

GAMES/STARTS (regular season, playoffs) 2006 (16/5, 2/0-Phi.), 2007 (16/0-Phi.), 2008 (15/6, 3/0-Phi), 2009 (1/0-Phi; 11/0, 3/0-Ind.) **TOTAL - 59/11, 8/0**

- Originally a rookie free agent signee of the Vikings in 2006, Baskett was traded to the Eagles and spent three-plus seasons in Philadelphia, where he proved to be a valuable option at receiver with his size and athletic ability.
- Re-signed with the Eagles on 3/12/10 after spending most of the 2009 season as a member of the Indianapolis Colts.
- A versatile player, Baskett has also contributed on special teams in his career and was voted as the Eagles special teams MVP in 2007.

OFF THE FIELD Annually hosts "Hank and Kendra's Tee'd Off About Child Abuse" golf tournaments (one in Clovis and one in Albuquerque) which benefits the Oasis Children's Advocacy Center in Clovis. Baskett is an avid supporter of that center, at which his father has worked for years...Baskett is proud to hail from Clovis, a New Mexico town of 32,000 people and the home to Cannon Air Force Base, which houses F-16 fighter jets and one of the largest cheese factories in the world...Baskett is a frequent visitor to troops serving at McGuire Air Force Base in Trenton, NJ, and Cannon AFB to "just hang out with them and support them in any way I can"...Holding the New Mexico high school record with a 7'-0" high jump, Baskett captured the Mountain West conference championship as a junior at New Mexico.

PRO Recorded a game-breaking 90-yard touchdown reception from QB Donovan McNabb vs. St. Louis (9/7/08), which was the longest play of his career and tied for the 7th-longest pass play in team history. He now owns three of the top 10 longest plays in team annals (89, 87, and 90-yard TDs)...In 2006, became the 2nd rookie in NFL history to post 2 TD receptions of 85 yards-or-more (89 vs. Atl. 12/31/06 & 87 vs. Dallas 10/8/06) in a single season, since Green Bay's Billy Howton did so in 1952. Those two TDs were the two-longest by an undrafted rookie WR in NFL history, as he became the first Eagle ever to catch two TDs of 80-yds-or-more in the same season...Twice earned Diet Pepsi NFL ROW honors in 2006 (vs. Atl., 12/31/06 & vs. Dallas 10/8/06).

2009 Played in one game with the Eagles before being released...Signed with the Indianapolis Colts and appeared in 11 regular season games and three postseason games...Caught five passes on the season for 34 yards.

2008 Set career highs in receptions (33) and TDs (3)...Snagged a 7-yd. TD on a fade pass vs. NYG (11/9)...Caught a 2-yd. TD pass from McNabb at SF (10/12)...Hauled in a career-high 8 receptions and led the team with 85 yards in a win vs. Pit. (9/21)...Recorded 102 yards on 2 catches, including a game-breaking 90-yd. TD receptions vs. St. Louis (9/7). The 90-yd. TD was the longest play of his career and tied for the 7th-longest pass play in team history. He now owns three of the top 10 longest pass plays in team history (89, 87, and 90-yd. TDs).

2007 Led the team in special teams production points (277) and was voted the special teams MVP by his teammates...Recovered an onside kick at New England (11/25). It was the first time the team recovered an onside kick since 10/17/04 vs. Carolina...Caught a 10-yd. TD pass from QB Donovan McNabb vs. Dallas (11/4).

2006 Among NFL WRs with at least 20 receptions, ranked 2nd with 21.1 yards per catch behind the Saints Devery Henderson (23.3)...Finished 4th among NFL rookie WRs in receptions (22) and yards (464), while hauling in 2 TDs...Earned Diet Pepsi NFL ROW honors for the 2nd time in 2006 for his performance vs. Atl.

(12/31/06). Set career highs in receptions (7) and yards (177) and hauled in a career long 89-yd. TD pass from A.J. Feeley for the longest pass play in the NFL in 2006. His yardage total was the most in a game by an Eagle since Fred Barnett's 187 yards vs. Houston (10/24/94), and the most by an Eagles rookie since Don Looney caught 14 passes for 180 yards at Washington (12/1/40). It was also the most in a game by an undrafted rookie WR since the Cowboys James Dixon posted 203 receiving yards at Phoenix (11/12/89)...Earned Diet Pepsi NFL ROW honors for his effort vs. Dallas (10/8/06). Filled in for an injured Donté Stallworth and caught 3 passes for 112 yards, including an 87-yd. bomb from Donovan McNabb for the first TD of his career. It was also the first 100-yd. receiving game of his career. Before ever playing in a NFL game, was acquired by Philadelphia in 2006 via trade, as the Eagles sent Billy McMullen to Minnesota.

COLLEGE New Mexico's leading receiver in 2004-05, earned All-Mountain West honors as a senior, with 67 receptions for 1,071 yards and 9 TDs...Also the MWC champion in the outdoor high jump as a junior and a 3-time all-MWC pick...A 4-time all-academic MWC honoree, graduated with a degree in general management.

BASKETT'S NFL TOTALS

Year	GP/GS	Rec	Yds	Avg	Long	TD
2006 (PHI).....	16/5	22	464	21.1	89t	2
Playoffs.....	2/0	2	30	15.0	25	0
2007 (PHI).....	16/0	16	142	8.9	25	1
2008 (PHI).....	15/6	33	440	13.3	90t	3
Playoffs.....	3/0	2	21	10.5	14	0
2009 (PHI).....	1/0	1	6	6.0	6	0
2009 (IND).....	11/0	4	28	7.0	9	0
2009 (Total).....	12/0	5	34	6.8	9	0
Playoffs (IND).....	3/0	0	0	0.0	0	0
Totals.....	59/11	76	1080	14.2	90t	6
Playoffs.....	8/0	4	51	12.8	25	0

SINGLE-GAME CAREER HIGHS

Receptions 8vs. Pittsburgh, 9/21/08
 Receiving Yards 177vs. Atlanta, 12/31/06
 Receiving TDs..... 1vs. Dallas, 10/8/06; vs. Atlanta, 12/31/06; vs. Dallas, 11/4/07; vs. St. Louis, 9/7/08; at San Francisco, 10/12/08; vs. N.Y. Giants, 11/9/08

BASKETT'S TOUCHDOWNS

Game	Play
vs. Dallas, 10/8/06.....	87 yard pass from D. McNabb
vs. Atlanta, 12/31/06.....	89 yard pass from A.J. Feeley
vs. Dallas, 11/4/07.....	10 yard pass from D. McNabb
vs. St. Louis, 9/7/08.....	90 yard pass from D. McNabb
at San Francisco, 10/12/08.....	2 yard pass from D. McNabb
vs. N.Y. Giants, 11/9/08.....	7 yard pass from D. McNabb
Total.....	6

BASKETT'S TOUCHDOWN PASSERS (including playoffs)

QB	TDs
Donovan McNabb.....	5
A.J. Feeley.....	1



GREG CAMARILLO

WR/#85

HEIGHT 6-2 **WEIGHT** 200
DOB 4/18/82
COLLEGE Stanford

ACQUIRED Trade '10
NFL 5th Year
VIKINGS 1st Year

GAMES/STARTS (regular season, playoffs) 2006 (4/0-SD) 2007 (15/0-MIA) 2008 (11/11-MIA) 2009 (16/16-MIA) **TOTAL - 46/27**

- Traded to Vikings on August 25, 2010
- Was awarded off waivers to Miami from San Diego on September 3, 2007
- Signed with San Diego as an undrafted college free agent on May 16, 2005
- Was waived on September 3, 2005 and then signed to the Chargers' practice squad on September 5
- Was re-signed by the club on January 3, 2006

OFF THE FIELD Was student body president, AP scholar and American Legion state delegate...Was a member of the National Honor Society and California Scholastic Federation...Enjoys traveling in free time...Has been to such places as Brazil, the Dominican Republic, Costa Rica and Mexico...Last year, Greg, his father, Al, mother, Susan, brother, Jeffrey, and sister, Lauren, were selected to receive the "LaFamilia Award," the highest honor of the Hispanic Foundation of Silicon Valley, presented to a family who has demonstrated exemplary commitment and volunteer service to the community...Along with his brother, Jeff, a middle school teacher in Compton, Calif., started the "Charging Forward" program, which is designed to help motivate middle school student-athletes to excel in academics and athletics...Lists favorite television show as "Saved by the Bell," and favorite recording artist as E-40, favorite movies as "Bad Boys II" and "Gladiator" and favorite sports movie as "Happy Gilmore"...Born April 18, 1982 in Redwood City, Calif.

PRO Had his biggest game of the year in 2007 vs. Baltimore (12/16/07), when he totaled 109 receiving yards on just 3 receptions, 1 of which went for a touchdown...That score, the first of his pro career, came in overtime, when he took in a pass from Cleo Lemon over the middle on third-and-8 and raced 64 yards for a TD, giving the Dolphins a 22-16 win...In fact, all 3 of his catches that day went for longer than 20 yards... The following week at New England (12/23/07), accounted for his second touchdown in as many games when he took in a 21-yard pass from Lemon... Turned in the third-highest single-game reception total in team history as he hauled in 11 catches for 111 yards at Denver (11/2/08)...His 11 catches represents his single-game career high and his first career game of 10 or more receptions...Had 1 game in 2009 season (110 yards on Dec. 13th at Jacksonville) of 100 or more reception yards and the Dolphins were 1-0 in that contest...Had 3 games in his career of 100 or more yards (110 yards on Dec. 13, 2009 at Jacksonville, 111 yards at Denver on Nov. 2, 2008, and 109 yards vs. Baltimore on Dec. 16, 2007) and the Dolphins were 3-0 in those contests. For the season finished second on the Dolphins in receptions and in reception yardage with 50 catches for 552 yards in 2009.

2009 For the season finished second on the Dolphins in receptions and in reception yardage with 50 catches for 552 yards...Led the Dolphins in receptions 4 times and in reception yardage 3 times...Started all 16 games this season... Had 1 game in 2009 season (110 yards on Dec. 13th at Jacksonville) of 100 or more reception yards and the Dolphins were 1-0 in that contest...Had 3 games in his career of 100 or more yards (110 yards on Dec. 13, 2009 at Jacksonville, 111 yards at Denver on Nov. 2, 2008, and 109 yards vs. Baltimore on Dec. 16, 2007) and the Dolphins were 3-0 in those contests...On Dec. 20th at Tennessee led the Dolphins in receptions with 5 catches for 46 yards...On Dec. 13th led the Dolphins in both receptions and reception yardage with 7 catches for 110 yards...At the time his 7 catches was the second highest single game total of his career...His 110 yards in receptions is his first 100-yard game this season and the third 100-yard game of his career...In addition, at the time his 110 yards was the second highest

single game reception yardage total of his career...On Dec. 6th vs. New England had 4 catches for 61 yards...On Nov. 8th at New England led the Dolphins in reception yardage with 5 catches for 71 yards...On Oct. 25th vs. New Orleans led the Dolphins in receptions with 5 catches for 55 yards...On Oct. 4th vs. Buffalo led the Dolphins in receptions and receiving yardage with 4 catches for 42 yards.

2008 Started each of the first 11 games before suffering a torn anterior cruciate ligament in his right knee vs. New England (11/23)...Finished with 55 catches for 613 yards and 2 touchdowns...Made his first career start and recorded 3 catches for 37 yards vs. N.Y. Jets (9/7)...Led the Dolphins in receptions with 4 catches for 49 yards at Arizona (9/16)...Posted 4 catches for 60 yards at New England (9/21)...Led the Dolphins in receiving with 6 catches for 68 yards and 1 touchdown, coming on a 17-yard TD pass from Chad Pennington, vs. San Diego (10/5)...For the second straight week led the team in receptions with 4 catches for 49 yards, at Houston (10/12)...Also forced a fumble on a Chad Pennington interception late in the 4th quarter which led to a Justin Smiley recovery and extended an eventual scoring drive...Registered team-high 6 catches for 74 yards vs. Baltimore (10/19)...Turned in the third-highest single-game reception total in team history as he hauled in 11 catches for 111 yards at Denver (11/2)...His 11 catches represents his single-game career high and his first career game of 10 or more receptions...Camarillo became the first Dolphin to have 10 or more catches in a game since Chris Chambers snared club-record 15 catches on Dec. 4, 2005 vs. Buffalo...In addition, his 111 receiving yards against the Broncos represents his single-game career high and his second career game of 100 or more receiving yards...Camarillo's first 100-yard receiving game came in the Dolphins only win of 2007, against Baltimore (12/16/07) when he caught 3 passes for 109 yards including a game winning 64-yard touchdown reception in overtime...Continued to be a reliable target as he tied for the team lead in receptions with 4 catches for 21 yards vs. Seattle (11/9), and also rushed once for a career-high 6 yards... For the 7th time in 2008, Camarillo either led or tied for the team lead in receptions with a team-high 6 catches for 75 yards and 1 touchdown vs. New England (11/23), coming on a 3-yard scoring pass from Chad Pennington...Suffered a torn ACL during the 4th quarter of that game and was placed on Injured Reserve the next day (11/24).

2007 Played in 15 games, all in a reserve role, with the Dolphins after being awarded off waivers from San Diego the week of the regular season opener... Caught 8 passes for 160 yards and 2 touchdowns...Added 3 tackles on special teams...First NFL reception came on a 2-yard catch from John Beck in game vs. N.Y. Jets (12/2)...Had his biggest game of the year 2 weeks later vs. Baltimore (12/16), when he totaled 109 receiving yards on just 3 receptions, 1 of which went for a touchdown...That score, the first of his pro career, came in overtime, when he took in a pass from Cleo Lemon over the middle on third-and-8 and raced 64 yards for a TD, giving the Dolphins a 22-16 win...In fact, all 3 of his catches that day went for longer than 20 yards (24,21) and converted a third down...The following week at New England (12/23), accounted for his second touchdown in as many games when he took in a 21-yard pass from Lemon...Caught 3 passes for 43 yards in preseason with San Diego...Camarillo's breakout game came on December 16, 2007, when he caught 3 passes for 109 yards, with all of his receptions going for longer than 20 yards, the longest of which was his 64-yarder for a touchdown in overtime...His average per reception in the game of 36.3 is the second-highest single-game figure in Dolphins history, with a minimum of 3 receptions.

2006 With San Diego, was inactive for each of the first 12 weeks...Saw action in a reserve role in the final 4 contests, during which time he was credited with 3 special teams tackles...Also played in a reserve role in Divisional Playoff contest vs. New England (1/14/07) and tallied a special teams tackle...Registered 3 recep-

tions for 48 yards in the preseason.

2005 Spent his entire rookie campaign on the Chargers' practice squad... Caught 6 passes for 78 yards in preseason with San Diego.

COLLEGE Was a 4-year letterman at Stanford (2001-04)...Finished with 46 receptions for 613 yards...Was the recipient of the 2004 Jim Reynolds Award, which honors courage on the field and devotion to the game...Was a 3-time Academic All-Pac-10 Conference selection, earning first-team honors as a senior, second-team accolades as a junior and honorable mention recognition as a sophomore... Earned degree in engineering.

PREP Attended Menlo-Atherton High School in Menlo Park, Calif., where he lettered in football and basketball...Was team captain and MVP in football as a senior...Was named the San Mateo County Scholar-Athlete of the Year in 1999 by the National Football Foundation and the College Football Hall of Fame.

CAMARILLO'S NFL TOTALS

Year	GP/GS	Rec	Yds	Avg	Long	TD
2006 (SD)	4/0	0	0	0	0	0
2007 (MIA)	15/0	8	160	20.0	64	2
2008 (MIA)	11/11	55	613	11.1	33	2
2009 (MIA)	16/16	50	552	11.0	29	0
Totals	46/27	113	1325	11.7	64t	4

SINGLE-GAME CAREER HIGHS

Receptions 11at Denver, 11/2/08
 Receiving Yards 111at Denver, 11/2/08
 Receiving TDs..... 1vs. Baltimore, 12/16/07; at New England, 12/23/07; vs. San Diego, 10/5/08; vs. New England, 11/23/08

CAMARILLO'S TOUCHDOWNS

Game	Play
vs. Baltimore, 12/16/07	64 pass from C. Lemon
at New England, 12/23/07	21 pass from C. Lemon
vs. San Diego, 10/5/08	17 pass from C. Pennington
vs. New England, 11/23/08	3 pass from C. Pennington
Total	4

CAMARILLO'S TOUCHDOWN PASSERS

(including playoffs)

QB	TDs
Cleo Lemon.....	2
Chad Pennington	2



RANDY MOSS

WR/#84

HEIGHT 6-4 **WEIGHT** 210
DOB 2/13/77
COLLEGE Marshall

ACQUIRED Trade '10
NFL 13th Year
VIKINGS 8th Year

GAMES/STARTS (regular season, playoffs) 1998 (16/11, 2/2), 1999 (16/16, 2/2), 2000 (16/16, 2/2), 2001 (16/16), 2002 (16/16), 2003 (16/16), 2004 (13/13, 2/2), 2005 (16/15-OAK), 2006 (13/13-OAK), 2007 (16/16, 3/3-NE), 2008 (16/16-NE), 2009 (16/16, 1/1-NE) **TOTAL - 186/180, 12/12**

- Drafted by the Minnesota Vikings in the first round of the 1998 NFL Draft (21st overall)
- Traded to the Oakland Raiders (3/2/05) in exchange for Napoleon Harris, a first-round selection in the 2005 NFL Draft (7th overall - WR Troy Williamson) and a seventh-round selection in the 2005 NFL Draft (219th overall - DB Adrian Ward)
- Traded to the New England Patriots (4/29/07) in exchange for a fourth-round selection in the 2007 NFL Draft (110th overall - DB John Bowie)
- Reacquired by the Vikings from the Patriots in a trade on October 6, 2010

OFF THE FIELD Randy's business interests include several franchises of Inta Juice, a Colorado-based juice bar chain, and Moss Motorsports LLC, a NASCAR team that competes in the Craftsman Truck Series...In the Spring of 2008, Randy was honored with a limited-edition envelope produced by the U.S. Postal Service and distributed at post offices in Charleston, W.Va. The envelope was unveiled at a ceremony during which Randy was honored for his commitment to the children of his home state...In 2009, Randy Moss handed out Thanksgiving food baskets to 50 local families in Charleston, W.Va. as part of a Randy Moss Foundation charitable event...In 2007 and 2008, joined former Patriots' teammate Adalius Thomas to host a "Kick Off The School Year Rally" in Dorchester, Mass., to distribute backpacks and school supplies for hundreds of children...On two occasions in 2008, welcomed children from the Make-A-Wish Foundation of Massachusetts to Gillette Stadium...Has his own website: therealrandymoss.com...Has a college football award named after him, the Randy Moss Award, which is presented annually to the top return man in college football based on a vote of Division I-A sports information directors...Majored in business administration at Marshall...Earned all-state honors at DuPont (Rand, W. Va.) High...Chosen West Virginia High School Football Player of the Year as a senior and was twice selected the state's Basketball Player of the Year...Played basketball alongside Orlando Magic point guard Jason Williams...Lettered three times in basketball and football and lettered in both baseball and track Randy G. Moss was born on February 13, 1977 in Rand, West Virginia.

PRO Over his 12 NFL seasons, Moss has totaled 148 touchdown receptions on 926 career catches. His rate of one touchdown for every 6.25 receptions is the best in NFL history, surpassing Lance Alworth's rate of one touchdown every 6.38 receptions...In 2007 with the Patriots, Moss caught an NFL-record 23 touchdown passes, surpassing Jerry Rice's previous record of 22 in 1987. Moss' contributions were a key part of the Patriots' setting several NFL single-season records, including most points in a season (589) and most touchdowns in a season (75) en route to completing the NFL's first 16-0 regular season and tying the league's all-time record with 18 total victories...Moss set a Patriots franchise record with 1,493 receiving yards in 2007, topping Stanley Morgan's previous mark of 1,491 yards in 1986. Moss also set team records for receiving touchdowns (23), overall touchdowns (23) and points scored by a non-kicker (138)...On Nov. 18, 2007, Moss caught four touchdown passes against Buffalo, setting a new career high and a new Patriots' record for most scoring catches in a game. All four of his touchdowns came in the first half, tying the NFL record for most touchdown catches before halftime and becoming the first player since Roy Green in 1983 to achieve the feat...Moss has recorded ten seasons with 1,000 or more receiving yards and has caught 10 or more touchdown passes in eight seasons. The Marshall



product is the only player in NFL history to record 1,000 or more receiving yards in each of his first six NFL seasons...Moss was named to the Associated Press All-Pro Team following the 1998, 2000, 2003 and 2007 seasons and has earned six career Pro Bowl selections (1998, 1999, 2000, 2002, 2003 and 2007)...Moss was named AFC Player of the Month for November 2007, totaling 24 receptions for 316 yards and five touchdowns in three games during the month...Moss caught his 100th career touchdown pass while playing in his 132nd career game (10/8/06) while playing with the Oakland Raiders. Moss and Jerry Rice (100 touchdowns in 120 games) are the only two players in NFL history to record 100 touchdown receptions in fewer than 140 NFL games...Moss was named the Most Outstanding Player of the 2002 Pro Bowl after setting records for catches (nine) and receiving yards (212) in the game along with scoring the final touchdown of the day in a 51-31 win by the NFC...Moss led the NFL in receiving touchdowns in 1998, 2000, 2003, 2007 and tied for the lead in 2009. He led the NFC in receiving yards in 1999 (1,413) and 2002 (1,347). He led the NFC in receptions in 2002 (106) and ranked second in 2003 (111)...Moss has caught three or more touchdown passes in a game nine times in his career.

2009 Started all 16 games and finished with 83 receptions for 1,264 receiving yards and tied for the NFL-lead with 13 touchdowns...Named offensive co-captain by his teammates...Moss' 13 touchdowns are second in Patriots' history to the NFL-record (23) he had in 2007...Became the seventh player in NFL history to reach 14,000 receiving yards and now ranks sixth on the all-time list with 14,465...Became the 11th player to reach the 900 career receptions milestone in 2009 and now ranks 10th with 926 receptions...Reached 1,000-yards receiving in 2009 for the 10th time in his career. He joins Jerry Rice (14 seasons) as the only players in NFL history to record 10 seasons with 1,000 receiving yards...Scored two or more touchdowns in a game three times in 2009 to increase his total to 35 games with two or more touchdown receptions — good for second all-time behind Jerry Rice (44)...Moss and Wes Welker each hauled in 12 catches for the Patriots vs. Buffalo (9/14). It was the first time in team history that two players have had at least 12 catches in the same game...Welker and Moss became the first Patriots duo to have back-to-back 1,000-yard seasons (2007-08) and in 2009 stretched that to three straight 1,000 yard seasons. It is the sixth time in NFL history a team has had two players go three straight seasons with 1,000 yards...Hauled in a 55-yard reception along with a 63-yard touchdown reception at Indianapolis (11/5). It was the fourth time in his career that he has had two or more 50-yard receptions in the same game...Scored on four touchdowns of 40 yards or more during the season with a 40-yard touchdown vs. Tennessee (10/18), a 71-yard touchdown vs. Miami (11/8), a 63-yard touchdown at Indianapolis (11/15) and a 58-yard touchdown at Miami (12/6)...Had five 100-yard games in 2009 and three games with two or more touchdowns, including two games with three touchdowns vs. Tennessee (10/18) and vs. Jacksonville (12/27)...Grabbed his first career interception at Denver (10/11) on the final play of the first half, hauling in a Kyle Orton Hail Mary pass when he lined up as a deep safety.

2008 Tallied 1,008 receiving yards on 69 receptions, including 11 touchdowns which led the AFC and tied for third in the NFL...Selected an offensive team captain by his teammates...His 11 touchdown catches were the then third-highest total in Patriots history, trailing only his 23 scoring catches in 2007 and Stanley Morgan's 12 touchdown receptions in 1979...Broke the 1,000-yard receiving mark for the ninth time in his 11-year career, which was tied for the second best in NFL history, trailing only Jerry Rice's 14 seasons surpassing the 1,000-yard milestone...Moved ahead of Cris Carter and into third place on the NFL's all-time touchdown receptions list with three touchdown catches at Miami (11/23)...Tallied his 800th career reception on a 10-yard pass against St. Louis (10/26), becoming the 20th player in NFL history to reach the milestone and the fifth fastest to reach that mark...Recorded the 56th 100-yard receiving game of his career, making six catches for 116 yards and one touchdown against Kansas City (9/7)...Tallied five receptions for 111 yards, recording the second 100-yard receiving game of the season and the 57th 100-yard receiving game of his career at San Francisco (10/5)...Turned in his 30th career multi-touchdown game of his career against Denver (10/20)...Climbed three spots on the NFL's all-time receptions list into 17th place with his 815th career reception against Buffalo (11/9)...Made a diving catch in the right corner of the end zone in tight coverage for a 16-yard touchdown reception from Matt Cassel with one second remaining in the game that. With the ensuing extra point, that sent the game into overtime against the N.Y. Jets (11/13)...Pocketed his fifth career game with three or more touchdown receptions and the 59th 100-yard receiving game of his career, grabbing eight receptions for 125 yards and three touchdowns at Miami (11/23)...With a 13-yard reception at Seattle (12/7) became the 11th player in NFL history to record 13,000 career receiving yards...Tallied his 32nd career game with two or more touchdown catches at Oakland (12/14) and moved into 10th place on the NFL's all-time receiving yardage list, passing Steve Largent's total of 13,089 career receiving yards...Gathered in the longest catch by a Patriots receiver since 2003, grabbing a Matt Cassel pass in stride and racing down the sideline for a 76-yard touchdown reception on the first play from scrimmage of the second half against Arizona (12/21).

2007 Set the NFL's all-time single-season touchdown record, passing Jerry Rice, with his 23rd touchdown catch of the season at the New York Giants (12/29)...Selected to his seventh Pro Bowl in 2007 while earning a spot on the Associated Press All-Pro team...Established a new Patriots franchise record for receiving yards, finishing with 1,493 receiving yards...Named AFC Offensive Player of the Month for November and was named AFC Offensive Player of the Week twice (Wk. 9, Wk. 11)...Created a lasting impression in his Patriots debut at the N.Y. Jets (9/9), tallying the third most receiving yards in a single game in team history with 183 yards and caught his first touchdown pass in a Patriots uniform on a 51-yard bomb from Tom Brady...Racked up a team high 105 receiving yards with a pair of touchdowns, a 23-yard strike and a 24-yard score, against San Diego (9/16)...Became the 19th player in NFL history to gain 11,000 or more receiving yards in a career on a 45-yard reception in the Patriots' win over Buffalo (9/23) and caught two touchdown passes for the second straight game...Became the first player in NFL history to notch four straight 100-yard receiving games in his first four games with a new team at Cincinnati (10/1) in addition to recording his 700th career catch on a 17-yard hookup versus the Bengals and became the 27th player in NFL history to reach that mark...Hauled in a 6-yard touchdown pass from Tom Brady at Dallas (10/14) for his eighth touchdown reception of the season, making him the first Patriot since Ben Coates to notch eight or more scoring catches in a single season...Leaped over Dolphins safeties Renaldo Hill and Cameron Worrell and came down with a 35-yard touchdown reception at Miami (10/21) and turned in an equally awe-inspiring touchdown catch later in the game with a one-handed grab for a 50-yard score...Pulled in his sixth 100-yard receiving game with a 145-yard performance on nine catches in the Patriots' come-from-behind win over Indianapolis (11/4)...Set a single-game career high and franchise record for touchdown receptions with four, all coming in the first half of the Patriots' victory over Buffalo (11/18) and became just the fifth player in NFL history to grab four touchdown receptions in the first half of a game...Hauled in his 17th touchdown reception on a game-tying three-yard strike in the Patriots' comeback win at Baltimore (12/3)...Returned a perfect crossfield spiral to Tom Brady on a double lateral that resulted in a 56-yard Jabar Gaffney touchdown reception vs. the Pittsburgh Steelers (12/9)...Registered his 20th and 21st touchdown receptions of the season, placing him just one touchdown shy of Jerry Rice's NFL single-season record of 22 with an 11-yard and an 1-yard touch-

down against Miami (12/23)...Set the NFL all-time single-season touchdown receptions record with his 22nd and 23rd scoring catches of the season in the Patriots' comeback win at the N.Y. Giants (12/29), breaking the NFL single-season record on a 65-yard go-route down the right hand sideline. Tied Stanley Morgan's franchise record with his ninth 100-yard receiving game of the season in a six-catch, 100-yard performance against the Giants...With his 4-yard touchdown against the Giants (12/29), moved into 10th place on the NFL's all-time career touchdowns list with his 124th score...Made five catches for 62 yards and one touchdown against the Giants in Super Bowl XLII (2/3), including a go-ahead six-yard scoring grab late in the fourth quarter.

2006 Started 13 games and logged 42 catches for 553 yards...Moved to fifth all-time in the NFL for career touchdown receptions against San Francisco (10/8)...Caught a five-yard touchdown against Cleveland (10/1) for his 100th career touchdown (99 touchdown receptions, 1 rushing)...Had five catches for 52 yards against San Francisco (10/8) and caught his 100th touchdown reception...Had seven catches for 129 yards and one touchdown against Arizona (10/22)...Caught two passes for 28 yards against Cincinnati (12/10) before leaving the game with an ankle injury and was inactive for the last three games.

2005 Played in all 16 games with 15 starts in his first season with the Raiders...Led the team in receiving yards and receiving touchdowns, finishing the year with 60 catches for 1,005 yards and eight touchdowns...Became the first Raider since 2002 to top 1,000 receiving yards...Moved into 25th place on the NFL all-time receiving yardage list in Week 12 against Miami (11/27)...A week later at San Diego (12/4), he topped 10,000 career yards from scrimmage...On Christmas Eve at Denver (12/24), he became the fourth-fastest player in NFL history to reach 10,000 career receiving yards, doing so in his 124th career game...Finished the season with a flourish, catching seven balls for 116 yards and two touchdowns on New Year's Eve against the N.Y. Giants (12/31), pushing his season yardage total over 1,000...Started at wide receiver and topped the 100-yard mark in his Raiders debut against New England (9/8) and scored on just his second catch as a Raider on a 73-yard bomb in the second quarter...Started at wide receiver and caught four passes for 123 yards, averaging 30.8 yards per grab against Dallas (10/2)...Recorded his fourth 100-plus yard receiving game of the season with seven receptions for 116 yards and a season-high two touchdowns against the N.Y. Giants (12/31)...Also, surpassed the 1,000-yard plateau with an 18-yard reception in the fourth quarter to finish with 1,005 receiving yards.

2004 Started 13 games, finishing the season with 49 catches for 767 yards and caught 13 touchdown passes to lead the Vikings for the fifth straight season and the sixth time...Ranked third in the NFC and tied for fifth in the NFL in receiving touchdowns...Broke the 100-yard receiving mark three times, with 119 against Chicago (9/26), 104 vs. Seattle (12/12) and 102 at Detroit (12/19)...Missed a game for the first time in his career when he was declared inactive at Indianapolis (11/8), breaking a streak of 107 consecutive games played...Caught five passes for 90 yards and two touchdowns against Houston (10/10), marking his second consecutive game with multiple scores and the 22nd of his career...Topped the 100-yard plateau for the second time in 2004, grabbing four passes for 104 yards and a touchdown against Seattle (12/12)...Notched the 41st 100-yard receiving day of his career, catching four passes for 102 yards and a score against Detroit (12/19). His touchdown came on an 82-yard strike, the longest reception of his career...Caught a pair of touchdown passes in the NFC Wild Card playoff win over Green Bay (1/9), tying the Vikings single-game playoff record...Set new Vikings playoff record with nine career playoff touchdown catches.

2003 Started 16 league games and set career highs in receptions (111) and receiving yards (1,632) and tied a then career high with 17 touchdown catches...Selected to start for the NFC in Pro Bowl, his fifth selection in his first six seasons...Named All-Pro by Associated Press for the third time...Ranked second in the NFL in receptions and receiving yards, trailing only St. Louis' Torry Holt in both categories...Broke his own Vikings single-season receiving yardage record, surpassing his previous mark of 1,437 in 2000...Went over the 1,000-yard mark again, making him the first NFL player to accomplish the feat in each of their first six seasons...Set a Vikings record for fewest games needed to reach 1,000 yards receiving, accomplishing the feat in 10 games...Tied Vikings receiving touchdowns record he already shared with 17...Joined Cris Carter as the only Vikings player to post consecutive 100-plus-catch seasons...Tied his own team

record with eight games of 100-plus receiving yards...Tied Vikings record with four straight games over 100 yards receiving...Hauled in season-long 72-yard pass against the Detroit Lions (9/21)...Had season-best 172 receiving yards and caught three touchdowns against San Francisco (9/28), marking his fifth career game with three touchdown catches...Notched season-high 11 catches and topped the 100-yard mark with 120 receiving yards against San Diego (11/9).

2002 Started all 16 league games and surpassed the 100-reception plateau for the first time in his career with 106 catches for 1,347 yards and seven touchdowns...Selected to the Pro Bowl for the fourth time and named All-NFC by Pro Football Weekly...Led the NFC in receptions and receiving yards...Went over the 1,000-yard mark for the fifth straight season, the only NFL player to do so in each of his first five seasons...Went over the 100-yard mark seven times, just short of his career-high eight in 2000...Caught a season-high 11 passes for 111 yards and a touchdown against Buffalo (9/15)...Posted a season-best 134 receiving yards on nine catches against Atlanta (12/1)...Tied a season high with 11 receptions and a pair of touchdowns against New Orleans (12/15), as well as registering a career-long 25-yard rush...Caught a season-long 60-yard pass and threw the second touchdown pass of his career against Miami (12/21).

2001 Started all 16 league games and went over the 1,000-yard receiving mark for the fourth straight season, setting an NFL record to start a career...Caught 82 passes for 1,233 yards and 10 touchdowns and ranked fourth in the NFL in receiving touchdowns, sixth in receiving yards and seventh in receptions...Had seven of his 10 touchdown catches in the final eight games of the season...Named NFC Offensive Player of the Week for his performance on Monday Night Football when he had a season-high 10 catches for 171 yards and three touchdowns against the N.Y. Giants (11/19).

2000 Started all 16 games and caught 77 passes for 1,437 yards and 15 touchdowns...Earned his third straight trip to the Pro Bowl and named to the All-Pro teams of the Associated Press, USA Today and College & Pro Football News-weekly...His 1,437 receiving yards broke his own Vikings record, surpassing his previous total of 1,413 set the year before...His 15 touchdowns are the second highest total of his career and led the NFL for the second time in his first three seasons...Broke his own team record by going over 100 yards receiving in eight games, breaking his old mark of seven set in 1999...Tied the team record for fewest games needed to reach 1,000 receiving yards in a season with 11...Hauled in seven catches for 168 yards, both season highs, and caught three touchdowns against Detroit (10/1)...Tied a team record with his fourth straight 100-yard game when he posted seven catches for 144 yards and two touchdowns on Thanksgiving Day against Dallas (11/23)...Had a pair of catches for 121 yards and two touchdowns in the divisional playoffs against New Orleans (1/6).

1999 Started every game and finished the season with 80 catches for 1,413 yards — a then Vikings record — and 11 touchdowns...Selected to the Pro Bowl for the second straight season and was named the game's Most Valuable Player...Named to the USA Today All-Pro and All-Madden teams...Set a new Vikings record for 100-yard receiving games in a season with seven...Named NFC Offensive Player of the Week when he had career-highs with 12 catches for 204 yards against Chicago (11/14) and his 204 yards were the second-most in Vikings history behind Sammy White's 210 vs. Detroit (11/1/76)...Returned a punt 64 yards for a touchdown against Kansas City (12/12)...Caught three passes for 44 yards and threw his first career touchdown pass, a 27-yard strike to Cris Carter against the N.Y. Giants (12/26)...Registered a 127-yard receiving performance in Wild Card playoffs against Dallas (1/9) and joined Robert Smith as only the second Vikings tandem to have a 100-yard receiving and rushing day in team postseason history...Notched a 188-yard receiving day in the divisional playoffs against St. Louis (1/16) and caught a 58-yard scoring pass, the third-longest pass play in Vikings playoff history.

1998 Played in all 16 games as a rookie, starting 11, and caught 69 passes for 1,313 yards and an NFL-best 17 touchdowns catches...His 17 scoring catches tied a Vikings single-season record...Named Offensive Rookie of the Year by Associated Press, College & Pro Football Weekly and Football Digest...Named Rookie of the Year by Sports Illustrated, The Sporting News, The Football News and Pro Football Weekly...Named the Professional Football Writers of America's NFC Rookie of the Year...Named All-Rookie by Pro Football Weekly, College & Pro

Football Weekly, Football News and Football Digest...Named All-Pro by Associated Press, Sports Illustrated, College & Pro Football Weekly, The Sporting News, Football Digest, USA Today and named to the All-Madden Team...Selected to Pro Football Weekly's All-NFC and All-NFL teams...Set new NFL record for touchdown receptions by a rookie with 17 and coupled with Cris Carter's 12 touchdowns, set a new NFL record for most touchdown catches by a tandem with 29...Honored as the NFL Offensive Rookie of the Month for November and named the NFC Offensive Player of the Week for back-to-back performances vs. Green Bay (11/22) and at Dallas (11/26)...Set a team record for most games with a touchdown catch in a season with 11, breaking the old record of 10 and tied Vikings record for most consecutive games with a touchdown catch with seven...Burst onto the NFL scene with four catches for 95 yards and two touchdowns in his professional debut against Tampa Bay (9/6)...Collected his first 100-yard receiving day of his career on Monday Night Football when he pulled in five catches for 190 yards and two scores against Green Bay (10/5)...Earned Player of the Week accolades with eight catches for 153 yards and a score against Green Bay (11/22)...Tied the Vikings record for touchdown catches in a game by a rookie with three on Thanksgiving Day against Dallas (11/26)...Set a team record as the first Viking to catch three touchdowns in back-to-back games when he grabbed three scores against Chicago (12/6).

COLLEGE In two seasons at Marshall (1996-97), Moss re-wrote the school record book and proved to be one of the most productive receivers in NCAA history, catching 168 passes for 3,467 yards and 53 touchdowns in his Marshall career...In 1996, finished with 78 receptions for 1,709 yards and 28 touchdowns as Marshall claimed the national championship in the school's final season in Division I-AA...Totaled 90 receptions for 1,647 yards and 25 touchdowns in 1997, as the Thundering Herd won the MAC championship in its inaugural season in Division I-A...Selected as a consensus first team All-American in 1996 and 1997...Finished fourth in the 1997 Heisman Trophy voting behind Charles Woodson, Peyton Manning and Ryan Leaf and received the 1997 Fred Biletnikoff Award...His 25 receiving touchdowns in 1997 broke the NCAA Division I single season record of 23.

PLAYER BIOS NOT IN 2010 MEDIA GUIDE



MOSS'S NFL TOTALS

CAREER RECEIVING STATS

Year	Team	G/GS	Rec	Yds	Avg	Lg	TD
1998	(MIN)	16/11	69	1,313	19.0	61t	17
	Playoffs	2/2	10	148	14.8	45	2
1999	(MIN)	16/16	80	1,413	17.7	67t	11
	Playoffs	2/2	14	315	22.5	58t	3
2000	(MIN)	16/16	77	1,437	18.7	78t	15
	Playoffs	2/2	4	139	34.8	68t	2
2001	(MIN)	16/16	82	1,233	15.0	73t	10
2002	(MIN)	16/16	106	1,347	12.7	60	7
2003	(MIN)	16/16	111	1,632	14.7	72	17
2004	(MIN)	13/13	49	767	15.7	82t	13
	Playoffs	2/2	7	121	17.3	34t	2
2005	(OAK)	16/15	60	1,005	16.8	79	8
2006	(OAK)	13/13	42	553	13.2	51	3
2007	(NE)	16/16	98	1,493	15.2	65t	23
	Playoffs	3/3	7	94	13.4	18	1
2008	(NE)	16/16	69	1,008	14.6	76t	11
2009	(NE)	16/16	83	1,264	15.2	71t	13
	Playoffs	1/1	5	48	9.6	19	0
2010	(NE)	4/3	9	139	15.4	35t	3
Totals		190/183	935	14,604	15.6	82t	151
Playoffs		12/12	47	865	18.4	68t	10

CAREER RUSHING STATS

Year	Team	G/GS	Rush	Yds	Avg	Lg	TD
1998	(MIN)	16/11	1	4	4.0	4	0
1999	(MIN)	16/16	4	43	10.8	15	0
2000	(MIN)	16/16	3	5	1.7	9	0
2001	(MIN)	16/16	3	38	12.7	18	0
2002	(MIN)	16/16	6	51	8.5	25	0
2003	(MIN)	16/16	6	18	3.0	11	0
	Playoffs	3/3	1	14	14.0	14	0
2008	(NE)	16/16	2	0	0.0	2	0
Totals		190/183	25	159	6.4	25	0
Playoffs		12/12	1	14	14.0	14	0

CAREER PASSING STATS

Year	Team	G/GS	Att	Cmp	Pct	Yds	Yd/A	TD	Int	Lg	Sack	Lost	Rate
1999	(MIN)	16/16	1	1	100	27	27.0	1	0	27t	0	0	158.3
2001	(MIN)	16/16	1	1	100	29	29.0	0	0	29	0	0	118.8
2002	(MIN)	16/16	3	1	33.3	13	4.3	1	0	13t	0	0	87.5
2003	(MIN)	16/16	1	0	0	0	0.0	0	0	-	0	0	39.6
2004	(MIN)	13/13	2	1	50	37	18.5	0	1	37	0	0	56.3
Totals		77/77	8	4	50	106	13.3	2	1	37t	0	0	95.8

CAREER RETURNING STATS

Year	Team	G/GS	PR	FC	Yds	Avg	Lg	TD	KR	FC	Yds	Avg	Lg	TD
1998	(MIN)	16/11	1	2	0	0.0	0	0	0	0	0	-	-	0
1999	(MIN)	16/16	17	4	162	9.5	64t	1	0	0	0	-	-	0
	Playoffs	2/2	3	2	34	11.3	14	0	0	0	0	-	-	0
2002	(MIN)	16/16	0	0	0	-	-	0	1	0	11	11.0	11	0
2003	(MIN)	16/16	0	0	0	-	-	0	1	0	22	22.0	22	0
2004	(MIN)	13/13	0	1	0	-	-	0	0	0	0	-	-	0
Totals		79/74	21	9	196	9.3	64t	1	2	0	33	16.5	22	0
Playoffs		2/2	3	2	34	11.3	14	0	0	0	0	-	-	0

SINGLE-GAME CAREER HIGHS

Receptions 12 (2x) most recent vs. Buffalo (9/14/09)
 Yards 204 at Chicago (11/14/99)
 Average (min. 4 rec.) 38.0 at Green Bay (10/05/98)
 Long 82t at Detroit (12/09/04)
 Touchdowns 4 at Buffalo (11/18/07)

MOSS'S HONORS AND AWARDS

2007	Pro Bowl Associated Press All-Pro: First Team Pro Football Weekly/PFWA All-NFL Team Sporting News All-Pro Team USA Today All-Pro Team ESPN.com All-Pro Team Dr. Z's SI.com All-Pro Team Pro Football Weekly/PFWA Comeback Player of the Year NFL Alumni Wide Receiver of the Year AFC Offensive Player of the Month (Nov.) AFC Offensive Player of the Week (Wk. 9 & Wk. 11)
2003	Pro Bowl Associated Press All-Pro: First Team
2002	Pro Bowl Pro Football Weekly All-NFC Team
2001	NFC Offensive Player of the Week (Wk. 9)
2000	Pro Bowl Associated Press All-Pro: First Team USA Today All-Pro Team College and Pro Football Newsweekly All-Pro Team
1999	Pro Bowl Pro Bowl Most Valuable Player USA Today All-Pro Team NFC Offensive Player of the Week (Wk. 10)
1998	Pro Bowl Associated Press All-Pro: First Team Associated Press Offensive Rookie of the Year Rookie of the Year -- SI, Sporting News, Pro Football Weekly PFWA NFC Rookie of the Year Sports Illustrated All-Pro Team USA Today All-Pro Team Sporting News All-Pro Team NFL Offensive Rookie of the Month (Nov.) NFC Offensive Player of the Week (Wk. 11 & Wk. 12)

MOSS'S TOUCHDOWNS

REGULAR SEASON

Game	Play
vs. Tampa Bay, 9/6/98.....	48 yard pass, 31 Yard pass from B. Johnson
vs. Detroit, 9/20/98.....	5 yard pass from R. Cunningham
at Chicago, 9/27/98.....	44 yard pass from R. Cunningham
at Green Bay, 10/5/98.....	52 yard pass, 44 yard pass from R. Cunningham
vs. Cincinnati, 11/15/98.....	61 yard pass from R. Cunningham
vs. Green Bay, 11/22/98.....	49 yard pass from R. Cunningham
at Dallas, 11/26/98.....	51 yard pass, 56 yard pass, 56 yard pass from R. Cunningham
vs. Chicago, 12/6/98.....	6 yard pass, 3 yard pass, 34 yard pass from R. Cunningham
at Baltimore, 12/13/98.....	13 yard pass from R. Cunningham
vs. Jacksonville, 12/20/98.....	43 yard pass from R. Cunningham
at Tennessee, 12/26/98.....	5 yard pass from R. Cunningham
at Green Bay, 9/26/99.....	10 yard pass from R. Cunningham
vs. Tampa Bay, 10/3/99.....	61 yard pass, 27 yard pass from R. Cunningham
at Detroit, 10/17/99.....	36 yard pass from J. George
vs. Dallas, 11/8/99.....	4 yard pass, 47 yard pass from J. George
vs. San Diego, 11/28/99.....	34 yard pass from J. George
at Kansas City, 12/12/99.....	12 yard pass from J. George, 64 yard punt return
vs. Green Bay, 12/20/99.....	57 yard pass, 1 yard pass from J. George
vs. Detroit, 1/2/00.....	67 yard pass from J. George
vs. Miami, 9/10/00.....	15 yard pass from D. Culpepper
at Detroit, 10/1/00.....	61 yard pass, 17 yard pass, 50 yard pass from D. Culpepper
vs. Tampa Bay, 10/10/00.....	42 yard pass from D. Culpepper
at Chicago, 10/15/00.....	7 yard pass from D. Culpepper
vs. Buffalo, 10/22/00.....	39 yard pass from D. Culpepper
at Tampa Bay, 10/29/00.....	7 yard pass from D. Culpepper
vs. Arizona, 11/12/00.....	4 yard pass from D. Culpepper
vs. Carolina, 11/19/00.....	36 yard pass from D. Culpepper
at Dallas, 11/23/00.....	7 yard pass, 36 yard pass from D. Culpepper
at St. Louis, 12/10/00.....	32 yard pass from D. Culpepper
vs. Green Bay, 12/17/00.....	78 yard pass from D. Culpepper
at Indianapolis, 12/24/00.....	42 yard pass from D. Culpepper
at New Orleans, 10/7/01.....	29 yard pass from D. Culpepper
at Tampa Bay, 10/28/01.....	25 yard pass from D. Culpepper
at Philadelphia, 11/11/01.....	29 yard pass from D. Culpepper
vs. N.Y. Giants, 11/19/01.....	28 yard pass, 25 yard pass, 57 yard pass from D. Culpepper
at Pittsburgh, 12/2/01.....	12 yard pass from T. Bouman
vs. Tennessee, 12/9/01.....	73 yard pass from T. Bouman
at Detroit, 12/16/01.....	66 yard pass, 13 yard pass from T. Bouman
at Chicago, 9/8/02.....	33 yard pass from D. Culpepper
vs. Buffalo, 9/15/02.....	2 yard pass from D. Culpepper
vs. Chicago, 10/27/02.....	39 yard pass from D. Culpepper
vs. Green Bay, 11/17/02.....	24 yard pass from D. Culpepper
at Green Bay, 12/8/02.....	3 yard pass from D. Culpepper
at New Orleans, 12/15/02.....	33 yard pass, 13 yard pass from D. Culpepper
at Green Bay, 9/7/03.....	13 yard pass from D. Culpepper
vs. San Francisco, 9/28/03.....	15 yard pass, 35 yard pass, 59 yard pass from G. Frerotte
at Atlanta, 10/5/03.....	32 yard pass, 17 yard pass from G. Frerotte
vs. NY Giants, 10/26/03.....	33 yard pass, 1 yard pass from D. Culpepper
vs. Green Bay, 11/2/03.....	43 yard pass from D. Culpepper
at San Diego, 11/9/03.....	4 yard pass from D. Culpepper
at St. Louis, 11/30/03.....	15 yard pass from D. Culpepper
vs. Seattle, 12/7/03.....	47 yard pass, 45 yard pass from D. Culpepper
at Chicago, 12/14/03.....	16 yard pass from D. Culpepper
vs. Kansas City, 12/20/03.....	30 yard pass, 21 yard pass from D. Culpepper
at Arizona, 12/28/03.....	7 yard pass from D. Culpepper
vs. Dallas, 9/12/04.....	3 yard pass, 1 yard pass from D. Culpepper
at Philadelphia, 9/20/04.....	4 yard pass from D. Culpepper
vs. Chicago, 9/26/04.....	3 yard pass, 2 yard pass from D. Culpepper
at Houston, 10/10/04.....	1 yard pass, 50 yard pass from D. Culpepper
at New Orleans, 10/17/04.....	43 yard pass from D. Culpepper
vs. Jaguars, 11/28/04.....	2 yard pass from D. Culpepper
vs. Seahawks, 12/12/04.....	3 yard pass from D. Culpepper
at Detroit, 12/19/04.....	82 yard pass from D. Culpepper
vs. Green Bay, 12/24/04.....	12 yard pass from D. Culpepper
at Washington, 1/2/05.....	28 yard pass from D. Culpepper

at New England, 9/8/05.....	73 yard pass from K. Collins
vs. Kansas City, 9/18/05.....	64 yard pass from K. Collins
vs. Buffalo, 10/23/05.....	22 yard pass from K. Collins
at Kansas City, 11/6/05.....	7 yard pass from K. Collins
vs. Denver, 11/13/05.....	29 yard pass from K. Collins
vs. Cleveland, 12/18/05.....	28 yard pass from K. Collins
vs. New York Giants, 12/31/05.....	15 yard pass, 44 yard pass from K. Collins
vs. Cleveland, 10/1/06.....	5 yard pass from A. Walter
at San Francisco, 10/8/06.....	22 yard pass from A. Walter
vs. Arizona, 10/22/06.....	32 yard pass from A. Walter
at New York Jets, 9/9/07.....	51 yard pass from T. Brady
vs. San Diego, 9/16/07.....	23 yard pass, 24 yard pass from T. Brady
vs. Buffalo, 9/23/07.....	3 yard pass, 45 yard pass from T. Brady
at Cincinnati, 10/1/07.....	7 yard pass, 14 yard pass from T. Brady
at Dallas, 10/14/07.....	6 yard pass from T. Brady
at Miami, 10/21/07.....	35 yard pass, 50 yard pass from T. Brady
vs. Washington, 10/28/07.....	6 yard pass from T. Brady
at Indianapolis, 11/4/07.....	4 yard pass from T. Brady
at Buffalo, 11/18/07.....	43 yard pass, 16 yard pass, 6 yard pass, 17 yard pass from T. Brady
at Baltimore, 12/3/07.....	3 yard pass from T. Brady
vs. Pittsburgh, 12/9/07.....	4 yard pass, 63 yard pass from T. Brady
vs. Miami, 12/23/07.....	11 yard pass, 1 yard pass from T. Brady
at New York Giants, 12/29/07.....	4 yard pass, 65 yard pass from T. Brady
vs. Kansas City, 9/7/08.....	10 yard pass from M. Cassel
at San Francisco, 10/5/08.....	66 yard pass from M. Cassel
vs. Denver, 10/20/08.....	13 yard pass, 27 yard pass from M. Cassel
vs. New York Jets, 11/13/08.....	16 yard pass from M. Cassel
at Miami, 11/23/08.....	25 yard pass, 8 yard pass, 29 yard pass from M. Cassel
at Oakland, 12/14/08.....	20 yard pass, 9 yard pass from M. Cassel
vs. Arizona, 12/21/08.....	76 yard pass from M. Cassel
vs. Baltimore, 10/4/09.....	14 yard pass from T. Brady
vs. Tennessee, 10/18/09.....	40 yard pass, 28 yard pass, 9 yard pass from T. Brady
vs. Miami, 11/8/09.....	71 yard pass from T. Brady
at Indianapolis, 11/15/09.....	63 yard pass, 5 yard pass from T. Brady
vs. New York Jets, 11/22/09.....	4 yard pass from T. Brady
at Miami, 12/6/09.....	58 yard pass from T. Brady
at Buffalo, 12/20/09.....	13 yard pass from T. Brady
vs. Jacksonville, 12/27/09.....	2 yard pass, 6 yard pass, 17 yard pass from T. Brady
at New York Jets, 9/19/10.....	34 yard pass from T. Brady
vs. Buffalo, 9/26/10.....	7 yard pass, 35 yard pass from T. Brady

PLAYOFFS

Game	Play
vs. Arizona, 1/10/99.....	2 yard pass from R. Cunningham
vs. Atlanta, 1/17/99.....	31 yard pass from R. Cunningham
vs. Dallas, 1/9/00.....	58 yard pass from J. George
at St. Louis, 1/16/00.....	44 yard pass, 2 yard pass from J. George
vs. New Orleans, 1/6/01.....	53 yard pass, 68 yard pass from D. Culpepper
at Green Bay, 1/9/05.....	20 yard pass, 34 yard pass from D. Culpepper
vs. New York Giants, 2/3/08.....	6 yard pass from T. Brady

MOSS'S TOUCHDOWN PASSERS (including playoffs)

Quarterback	TD Passes
Daunte Culpepper.....	57
Tom Brady.....	40
Randall Cunningham.....	20
Matt Cassel.....	11
Jeff George.....	11
Kerry Collins.....	8
Gus Frerotte.....	5
Todd Bouman.....	4
Andrew Walter.....	3
Brad Johnson.....	2
Total	161

PLAYER BIOS NOT IN 2010 MEDIA GUIDE



MOSS'S CAREER GAME-BY-GAME (starts*)

RECEIVING						
1998	Opp	Rec	Yds	Avg	Lg	TD
9/6TB	4	95	23.8	48t	2
9/13@StL	6	89	14.8	27	0
9/20Det	5	37	7.4	19	1
9/27@Chi*	2	52	26	44t	1
10/5@GB	5	190	38	52t	2
10/18Was*	5	64	12.8	28	0
10/25@Det*	2	14	7	10	0
11/1@TB*	2	52	26	41	0
11/8NO	1	6	6	6	0
11/15Cin*	4	99	24.8	61t	1
11/22GB*	8	153	19.1	49t	1
11/26@Dal*	3	163	54.3	56t	3
12/6Chi*	8	106	13.3	34t	3
12/13@Bal*	6	89	14.8	32	1
12/20Jac*	3	72	24	43t	1
12/26@Ten*	5	32	6.4	12	1
Totals		69	1313	19	61t	17

PLAYOFFS						
	Opp	Rec	Yds	Avg	Lg	TD
1/10/99Ari*	4	73	18.3	45	1
1/17/99Atl*	6	75	12.5	31t	1
Totals		10	148	14.8	45	2

1999	Opp	Rec	Yds	Avg	Lg	TD
9/12@Atl*	3	24	8	9	0
9/19Oak*	4	86	21.5	29	0
9/26@GB*	2	13	6.5	10t	1
10/3TB*	4	120	30	61t	2
10/10Chi*	8	122	15.3	27	0
10/17@Det*	10	125	12.5	36t	1
10/24SF*	1	24	24	24	0
10/31@Den*	3	39	13	23	0
11/8Dal*	6	91	15.2	47t	2
11/14@Chi*	12	204	17	44	0
11/28SD*	7	127	18.1	60	1
12/6@TB*	2	32	16	16	0
12/12@KC*	5	76	15.2	23	1
12/20GB*	5	131	26.2	57t	2
12/26@NYG*	3	44	14.7	25	0
1/2Det*	5	155	31	67t	1
Totals		80	1413	17.7	67t	11

PLAYOFFS						
	Opp	Rec	Yds	Avg	Lg	TD
1/9/00Dal*	5	127	25.4	58t	1
1/16/00@StL*	9	188	20.9	44t	2
Totals		14	315	22.5	58t	3

2000	Opp	Rec	Yds	Avg	Lg	TD
9/3Chi*	4	89	22.3	66	0
9/10Mia*	6	87	14.5	23	1
9/17@NE*	2	20	10	13	0
10/1@Det*	7	168	24	61t	3
10/9TB*	5	118	23.6	42t	1
10/15@Chi*	4	29	7.3	13	1
10/22Buf*	5	110	22	39t	1
10/29@TB*	7	65	9.3	13	1
11/6@GB*	6	130	21.7	42	0
11/12Ari*	7	104	14.9	26	1
11/19Car*	5	106	21.2	36t	1
11/23@Dal*	7	144	20.6	52	2
11/30Det*	3	26	8.7	11	0
12/10@StL*	4	63	15.8	32t	1
12/17GB*	4	136	34	78t	1
12/24@Ind*	1	42	42	42t	1
Totals		77	1437	18.7	78t	15

PLAYOFFS

	Opp	Rec	Yds	Avg	Lg	TD
1/6/01NO*	2	121	60.5	68t	2
1/14/01@NYG*	2	18	9	13	0
Totals		4	139	34.8	68t	2

2001	Opp	Rec	Yds	Avg	Lg	TD
9/9Car*	1	28	28	28	0
9/23@Chi*	5	81	16.2	25	0
9/30TB*	5	86	17.2	39	0
10/7@NO*	4	48	12	29t	1
10/14Det*	6	78	13	19	0
10/21GB*	8	73	9.1	17	0
10/28@TB*	3	49	16.3	25t	1
11/11@Phi*	7	95	13.6	29t	1
11/19NYG*	10	171	17.1	57t	3
11/25Chi*	4	25	6.3	10	0
12/2@Pit*	8	144	18	62	1
12/9Ten*	7	158	22.6	73t	1
12/16@Det*	7	144	20.6	66t	2
12/23Jac*	3	34	11.3	14	0
12/30@GB*	2	10	5	7	0
1/7@Bal*	2	9	4.5	7	0
Totals		82	1233	15	73t	10

2002	Opp	Rec	Yds	Avg	Lg	TD
9/8@Chi*	6	58	9.7	33t	1
9/15Buf*	11	111	10.1	31	1
9/22Car*	4	16	4	6	0
9/29@Sea*	6	50	8.3	16	0
10/13Det*	9	83	9.2	25	0
10/20@NYJ*	4	86	21.5	46	0
10/27Chi*	9	119	13.2	39t	1
11/3@TB*	4	41	10.3	20	0
11/10NYG*	3	85	28.3	48	0
11/17GB*	6	115	19.2	41	1
11/24@NE*	8	92	11.5	19	0
12/1Atl*	9	134	14.9	40	0
12/8@GB*	3	25	8.3	15	1
12/15@NO*	11	113	10.3	33t	2
12/21Mia*	7	110	15.7	60	0
12/29@Det*	6	109	18.2	56	0
Totals		106	1347	12.7	60	7

2003	Opp	Rec	Yds	Avg	Lg	TD
9/7@GB*	9	150	16.7	27	1
9/14Chi*	4	27	6.8	16	0
9/21@Det*	3	85	28.3	72	0
9/28SF*	8	172	21.5	59t	3
10/5@Atl*	5	81	16.2	32t	2
10/19Den*	10	151	15.1	44	0
10/26NYG*	7	125	17.9	35	2
11/2GB*	6	87	14.5	43t	1
11/9@SD*	11	120	10.9	23	1
11/16@Oak*	4	25	6.3	12	0
11/23Det*	5	56	11.2	27	0
11/30@StL*	10	160	16	23	1
12/7Sea*	8	133	16.6	47t	2
12/14@Chi*	9	93	10.3	19	1
12/20KC*	7	111	15.9	30t	2
12/28@Ari*	5	56	11.2	28	1
Totals		111	1632	14.7	72	17

PLAYER BIOS NOT IN 2010 MEDIA GUIDE



2004	Opp	Rec	Yds	Avg	Lg	TD
9/12Dal*	4	27	6.8	13	2
9/20@Phi*	8	69	8.6	22	1
9/26Chi*	7	119	17	44	2
10/10@Hou*	5	90	18	50t	2
10/17@NO*	2	89	44.5	46	1
10/24Ten*	0	0	-	-	0
10/31NYG*	0	0	-	-	0
11/28Jac*	4	40	10	15	1
12/5@Chi*	4	31	7.8	13	0
12/12Sea*	4	104	26	54	1
12/19@Det*	4	102	25.5	82t	1
12/24GB*	2	30	15	18	1
1/2@Was*	5	66	13.2	28t	1
Totals		49	767	15.7	82t	13

PLAYOFFS

	Opp	Rec	Yds	Avg	Lg	TD
1/9/05@GB*	4	70	17.5	34t	2
1/16/05@Phi*	3	51	17	21	0
Totals		7	121	17.3	34t	2

2005	Opp	Rec	Yds	Avg	Lg	TD
9/8@NE*	5	130	26	73t	1
9/18KC*	5	127	25.4	64t	1
9/25@Phi*	5	86	17.2	31	0
10/2Dal*	4	123	30.8	79	0
10/16SD*	0	0	-	-	0
10/23Buf	3	43	14.3	22t	1
10/30@Ten*	3	26	8.7	13	0
11/6@KC*	1	7	7	7t	1
11/13Den*	6	87	14.5	29t	1
11/20@Was*	3	40	13.3	26	0
11/27Mia*	3	28	9.3	18	0
12/4@SD*	7	74	10.6	24	0
12/11@NYJ*	2	18	9	10	0
12/18Cle*	1	28	28	28t	1
12/24@Den*	5	72	14.4	24	0
12/31NYG*	7	116	16.6	44t	2
Totals		60	1005	16.8	79	8

2006	Opp	Rec	Yds	Avg	Lg	TD
9/11SD*	4	47	11.8	20	0
9/17@Bal*	2	32	16	16	0
10/1Cle*	1	5	5	5t	1
10/8@SF*	5	52	10.4	22t	1
10/15@Den*	5	86	17.2	51	0
10/22Ari*	7	129	18.4	32t	1
10/29Pit*	2	20	10	11	0
11/6@Sea*	6	76	12.7	18	0
11/12Den*	1	8	8	8	0
11/19@KC*	0	0	-	-	0
11/26@SD*	3	26	8.7	14	0
12/3Hou*	4	44	11	21	0
12/10@Cin*	2	28	14	16	0
Totals		42	553	13.2	51	3

2007	Opp	Rec	Yds	Avg	Lg	TD
9/9@NYJ*	9	183	20.3	51t	1
9/16SD*	8	105	13.1	24t	2
9/23Buf*	5	115	23	45t	2
10/1@Cin*	9	102	11.3	20	2
10/7Cle*	3	46	15.3	20	0
10/14@Dal*	6	59	9.8	14	1
10/21@Mia*	4	122	30.5	50t	2
10/28Was*	3	47	15.7	35	1
11/4@Ind*	9	145	16.1	55	1
11/18@Buf*	10	128	12.8	43t	4
11/25Phi*	5	43	8.6	11	0

12/3@Bal*	4	34	8.5	19	1
12/9Pit*	7	135	19.3	63t	2
12/16NYJ*	5	79	15.8	46	0
12/23Mia*	5	50	10	16	2
12/29@NYG*	6	100	16.7	65t	2
Totals		98	1493	15.2	65t	23

PLAYOFFS

	Opp	Rec	Yds	Avg	Lg	TD
1/12/08Jac*	1	14	14	14	0
1/20/08SD*	1	18	18	18	0
2/3/08NYG*	5	62	12.4	18	1
Totals		7	94	13.4	18	1

2008	Opp	Rec	Yds	Avg	Lg	TD
9/7KC*	6	116	19.3	51	1
9/14@NYJ*	2	22	11	14	0
9/21Mia*	4	25	6.3	7	0
10/5@SF*	5	111	22.2	66t	1
10/12@SD*	3	26	8.7	15	0
10/20Den*	5	69	13.8	27t	2
10/26Stl*	7	102	14.6	30	0
11/2@Ind*	6	65	10.8	20	0
11/9Buf*	5	53	10.6	19	0
11/13NYJ*	3	26	8.7	16t	1
11/23@Mia*	8	125	15.6	29t	3
11/30Pit*	4	45	11.3	27	0
12/7@Sea*	3	56	18.7	33	0
12/14@Oak*	5	67	13.4	20t	2
12/21Ari*	2	87	43.5	76t	1
12/28@Buf*	1	13	13	13	0
Totals		69	1008	14.6	76t	11

2009	Opp	Rec	Yds	Avg	Lg	TD
9/14Buf*	12	141	11.8	31	0
9/20@NYJ*	4	24	6	9	0
9/27Atl*	10	116	11.6	21	0
10/4Bal*	3	50	16.7	20	1
10/11@Den*	1	36	36	36	0
10/18Ten*	8	129	16.1	40t	3
10/25@TB*	5	69	13.8	37	0
11/8Mia*	6	147	24.5	71t	1
11/15@Ind*	9	179	19.9	63t	2
11/22NYJ*	5	34	6.8	13	1
11/30@NO*	3	67	22.3	47	0
12/6@Mia*	2	66	33	58t	1
12/13Car*	1	16	16	16	0
12/20@Buf*	5	70	14	16	1
12/27Jac*	4	45	11.3	20	3
1/3@Hou*	5	75	15	41	0
Totals		83	1264	15.2	71t	13

PLAYOFFS

	Opp	Rec	Yds	Avg	Lg	TD
1/10/10Bal*	5	48	9.6	19	0
Totals		5	48	9.6	19	0

RUSHING

1998	Opp	Att	Yds	Avg	Lg	TD
9/27@Chi*	1	4	4.0	4	0
Totals		1	4	4.0	4	0

1999	Opp	Att	Yds	Avg	Lg	TD
9/12@Atl*	1	6	6.0	6	0
9/19Oak*	1	11	11.0	11	0
10/24SF*	1	11	11.0	11	0
12/12@KC*	1	15	15.0	15	0
Totals		4	43	10.8	15	0

PLAYER BIOS NOT IN 2010 MEDIA GUIDE



2000	Opp	Att	Yds	Avg	Lg	TD
9/10Mia*	1	9	9.0	9	0
10/1@Det*	1	-1	-1.0	-1	0
11/6@GB*	1	-3	-3.0	-3	0
Totals		3	5	1.7	9	0

2001	Opp	Att	Yds	Avg	Lg	TD
9/30TB*	1	9	9.0	9	0
11/19NYG*	1	18	18.0	18	0
12/30@GB*	1	11	11.0	11	0
Totals		3	38	12.7	18	0

2002	Opp	Att	Yds	Avg	Lg	TD
9/15Buf*	1	5	5.0	5	0
9/29@Sea*	1	11	11.0	11	0
10/27Chi*	1	2	2.0	2	0
11/3@TB*	2	8	4.0	6	0
12/15@NO*	1	25	25.0	25	0
Totals		6	51	8.5	25	0

2003	Opp	Att	Yds	Avg	Lg	TD
9/14Chi*	1	11	11.0	11	0
10/26NYG*	1	-12	-12.0	-12	0
11/30@StL*	1	5	5.0	5	0
12/14@Chi*	2	14	7.0	8	0
12/28@Ari*	1	0	0.0	0	0
Totals		6	18	3.0	11	0

2007 PLAYOFFS

	Opp	Att	Yds	Avg	Lg	TD
1/20/08SD*	1	14	14.0	14	0
Totals		1	14	14.0	14	0

2008	Opp	Att	Yds	Avg	Lg	TD
10/5@SF*	1	2	2.0	2	0
11/9Buf*	1	-2	-2.0	-2	0
Totals		2	0	0.0	2	0

PASSING

1999	Opp	Att	Cmp	Yds	Yd/A	TD	Int	Lg
12/26@NYG*	1	1	27	27.0	1	0	27t
Totals		1	1	27	27.0	1	0	27t

2002	Opp	Att	Cmp	Yds	Yd/A	TD	Int	Lg
1/7@Bal*	1	1	29	29.0	0	0	29
9/15Buf*	1	0	0	0.0	0	0	-
10/27Chi*	1	0	0	0.0	0	0	-
12/21Mia*	1	1	13	13.0	1	0	13t
Totals		4	2	42	10.5	1	0	29

2003	Opp	Att	Cmp	Yds	Yd/A	TD	Int	Lg
12/20KC*	1	0	0	0.0	0	0	-
Totals		1	0	0	0.0	0	0	-

2004	Opp	Att	Cmp	Yds	Yd/A	TD	Int	Lg
9/12Dal*	1	1	37	37.0	0	0	37
12/12Sea*	1	0	0	0.0	0	1	-
Totals		2	1	37	18.5	0	1	37

PUNT RETURNS

1998	Opp	PR	FC	Yds	Avg	Lg	TD
9/27@Chi*	0	2	0	-	-	0
10/18Was*	1	0	0	0.0	0	0
Totals		1	2	0	0.0	0	0

1999	Opp	PR	FC	Yds	Avg	Lg	TD
10/10Chi*	1	1	0	0.0	0	0
11/8Dal*	4	0	58	14.5	25	0
12/6@TB*	1	0	7	7.0	7	0
12/12@KC*	4	0	72	18.0	64t	1
12/20GB*	4	2	35	8.8	15	0
12/26@NYG*	1	1	-4	-4.0	-4	0
1/2Det*	2	0	-6	-3.0	0	0
Totals		17	4	162	9.5	64t	1

PLAYOFFS

	Opp	PR	FC	Yds	Avg	Lg	TD
1/9/00Dal*	1	2	9	9.0	9	0
1/16/00@StL*	2	0	25	12.5	14	0
Totals		3	2	34	11.3	14	0

2004	Opp	PR	FC	Yds	Avg	Lg	TD
12/12Sea*	0	1	0	-	-	0
Totals		0	1	0	-	-	0

KICK RETURNS

2002	Opp	KR	Yds	Avg	Lg	TD
10/27Chi*	1	11	11.0	11	0
Totals		1	11	11.0	11	0

2003	Opp	KR	Yds	Avg	Lg	TD
10/5@Atl*	1	22	22.0	22	0
Totals		1	22	22.0	22	0



**SHOW YOUR
HORNS**

LAST WEEK'S PLAY-BY-PLAY

National Football League Game Summary

NFL Copyright © 2010 by The National Football League. All rights reserved. This summary and play-by-play is for the express purpose of assisting media in their coverage of the game; any other use of this material is prohibited without the written permission of the National Football League. Updated: 10/24/2010

Date: Sunday, 10/24/2010

Minnesota Vikings at Green Bay Packers
at Lambeau Field, Green Bay, WI

Start Time: 7:30 PM CDT

Game Day Weather

Temp: 58° F (14.4° C) Humidity: 96%, Wind: South 4 mph

Played Outdoor on Turf: DD GrassMaster

Outdoor Weather: Cloudy,

Officials

Referee: Green, Scott (19)

Umpire: Stritesky, Bruce (102)

Head Linesman: Stabile, Tom (24)

Line Judge: Barnes, Tom (55)

Side Judge: Rose, Larry (128)

Field Judge: Prioleau, Dyrol (109)

Back Judge: Helverson, Scott (93)

Replay Official: Madsen, Carl

Lineups

Minnesota Vikings						Green Bay Packers					
Offense			Defense			Offense			Defense		
WR	84	R.Moss	LE	91	R.Edwards	WR	85	G.Jennings	LDE	79	R.Pickett
LT	74	B.McKinnie	NT	94	P.Williams	LT	76	C.Clifton	NT	90	B.Raji
LG	76	S.Hutchinson	UT	93	K.Williams	LG	73	D.Colledge	LOLB	52	C.Matthews
C	65	J.Sullivan	RE	69	J.Allen	C	63	S.Wells	BLB	50	A.Hawk
RG	64	A.Herrera	SLB	52	C.Greenway	RG	71	J.Sitton	MLB	55	D.Bishop
RT	71	P.Loadholt	MLB	56	E.Henderson	RT	75	B.Bulaga	ROLB	59	B.Jones
WR	12	P.Harvin	WLB	51	B.Leber	TE	86	D.Lee	LCB	21	C.Woodson
WR	17	G.Lewis	LCB	26	A.Winfield	WR	80	D.Driver	RCB	38	T.Williams
QB	4	B.Favre	RCB	21	A.Allen	QB	12	A.Rodgers	SS	26	C.Peprah
HB	28	A.Peterson	SS	25	Tyrell.Johnson	RB	32	B.Jackson	FS	36	N.Collins
FB	38	N.Tahi	FS	20	M.Williams	FB	35	K.Hall	CB	37	S.Shields

Substitutions

P 5 C.Kluwe, K 8 R.Longwell, CB 31 C.Cook, RB 32 T.Gerhart, S 33 J.Sanford, S 37 E.Frampton, TE 40 J.Kleinsasser, CB 41 F.Walker, LS 46 C.Loeffler, LB 54 J.Brinkley, LB 55 K.Onatolu, LB 59 H.Farwell, G 62 R.Cook, DT 73 J.Kennedy, TE 81 V.Shiancoe, TE 83 J.Dugan, WR 85 G.Camarillo, WR 87 B.Berrian, DE 96 B.Robison, DE 97 E.Griffen, DT 98 L.Guion

Substitutions

K 2 M.Crosby, P 8 T.Masthay, QB 10 M.Flynn, WR 16 B.Swain, CB 22 P.Lee, RB 23 D.Nance, CB/S 24 J.Bush, S 27 A.Smith, CB 28 B.Underwood, RB 30 J.Kuhn, LB 49 R.Francois, LB 54 B.Chillar, LB 58 F.Zombo, LS 61 B.Goode, T/G 70 T.Lang, C/G 72 J.Spitz, TE 81 A.Quarless, TE 83 T.Crabtree, WR 87 J.Nelson, WR 89 J.Jones, DE 94 J.Wynn, DE 98 C.Wilson

Did Not Play

QB 7 T.Jackson, C 68 J.Cooper

Did Not Play

DE 77 C.Jenkins

Not Active

QB 14 J.Webb, WR 19 H.Baskett, CB 29 L.Sheppard, RB 34 A.Young, S 39 H.Abdullah, LB 50 Erin.Henderson, G 72 C.DeGeare, DT 90 F.Evans

Not Active

FB 45 Q.Johnson, LB 51 B.Poppinga, LB 53 M.Simpkins, T 65 M.Tauscher, G 67 N.McDonald, G/T 74 M.Newhouse, DE 96 M.Neal, DE 99 M.Montgomery

Field Goals (made () & missed)

R.Longwell		(28)					
			1	2	3	4	OT
VISITOR:	Minnesota Vikings		7	10	7	0	0
HOME:	Green Bay Packers		7	7	14	0	0

Scoring Plays

Team	Qtr	Time	Play Description (Extra Point) (Drive Info)	Visitor	Home
Packers	1	5:07	B.Jackson 1 yd. run (M.Crosby kick) (4-76, 2:28)	0	7
Vikings	1	1:11	P.Harvin 17 yd. run (R.Longwell kick) (7-44, 3:56)	7	7
Packers	2	14:53	A.Quarless 9 yd. pass from A.Rodgers (M.Crosby kick) (5-79, 1:18)	7	14
Vikings	2	10:16	A.Peterson 1 yd. run (R.Longwell kick) (9-76, 4:37)	14	14
Vikings	2	3:59	R.Longwell 28 yd. Field Goal (8-53, 3:09)	17	14
Packers	3	8:44	G.Jennings 14 yd. pass from A.Rodgers (M.Crosby kick) (5-41, 3:00)	17	21
Packers	3	7:45	D.Bishop 32 yd. interception return (M.Crosby kick)	17	28
Vikings	3	4:12	R.Moss 4 yd. pass from B.Favre (R.Longwell kick) (6-58, 3:33)	24	28

Paid Attendance: 71,107

Time: 3:01

Minnesota Vikings vs Green Bay Packers

10/24/2010 at Lambeau Field

Final Individual Statistics

Minnesota Vikings										Green Bay Packers																	
RUSHING						ATT	YDS	AVG	LG	TD	RUSHING						ATT	YDS	AVG	LG	TD						
A.Peterson						28	131	4.7	17	1	B.Jackson						13	58	4.5	14	1						
P.Harvin						3	41	13.7	17	1	A.Rodgers						3	14	4.7	11	0						
T.Gerhart						5	24	4.8	11	0	J.Kuhn						7	12	1.7	4	0						
Total						36	196	5.4	17	2	Total						23	84	3.7	14	1						
PASSING						ATT	CMP	YDS	SK/YD	TD	LG	IN	RT	PASSING						ATT	CMP	YDS	SK/YD	TD	LG	IN	RT
B.Favre						29	16	212	1/6	1	37	3	50.4	A.Rodgers						34	21	295	0/0	2	45	2	84.8
														M.Flynn						1	0	0	0/0	0	0	0	39.6
Total						29	16	212	1/6	1	37	3	50.4	Total						35	21	295	0/0	2	45	2	82.4
PASS RECEIVING						TAR	REC	YDS	AVG	LG	TD	PASS RECEIVING						TAR	REC	YDS	AVG	LG	TD				
P.Harvin						8	5	65	13.0	37	0	G.Jennings						10	6	74	12.3	24	1				
R.Moss						7	3	30	10.0	13	1	J.Jones						8	4	107	26.8	45	0				
V.Shiancoe						6	3	30	10.0	14	0	J.Nelson						7	4	25	6.3	8	0				
A.Peterson						2	2	41	20.5	26	0	B.Jackson						3	3	46	15.3	36	0				
B.Berrian						2	1	30	30.0	30	0	D.Lee						2	2	27	13.5	16	0				
J.Kleinsasser						1	1	10	10.0	10	0	A.Quarless						3	2	16	8.0	9	1				
T.Gerhart						2	1	6	6.0	6	0	D.Nance						1	0	0	0.0	0	0				
G.Lewis						1	0	0	0.0	0	0	D.Driver						1	0	0	0.0	0	0				
Total						29	16	212	13.3	37	1	Total						35	21	295	14.0	45	2				
INTERCEPTIONS						NO	YDS	AVG	LG	TD	INTERCEPTIONS						NO	YDS	AVG	LG	TD						
J.Allen						1	4	4.0	4	0	D.Bishop						1	32	32.0	32	1						
M.Williams						1	0	0.0	0	0	A.Hawk						1	21	21.0	21	0						
											N.Collins						1	3	3.0	3	0						
Total						2	4	2.0	4	0	Total						3	56	18.7	32	1						
PUNTING						NO	YDS	AVG	NET	TB	IN20	LG	PUNTING						NO	YDS	AVG	NET	TB	IN20	LG		
C.Kluwe						2	100	50.0	45.0	0	0	50	T.Masthay						2	90	45.0	38.5	0	1	51		
Total						2	100	50.0	45.0	0	0	50	Total						2	90	45.0	38.5	0	1	51		
PUNT RETURNS						NO	YDS	AVG	FC	LG	TD	PUNT RETURNS						NO	YDS	AVG	FC	LG	TD				
G.Camarillo						1	13	13.0	1	13	0	T.Williams						2	10	5.0	0	9	0				
Total						1	13	13.0	1	13	0	Total						2	10	5.0	0	9	0				
KICKOFF RETURNS						NO	YDS	AVG	FC	LG	TD	KICKOFF RETURNS						NO	YDS	AVG	FC	LG	TD				
P.Harvin						3	81	27.0	0	48	0	P.Lee						5	104	20.8	0	30	0				
J.Brinkley						1	2	2.0	0	2	0																
J.Kennedy						1	0	0.0	0	0	0																
Total						5	83	16.6	0	48	0	Total						5	104	20.8	0	30	0				

Minnesota Vikings

FUMBLES	FUM LOST	OWN-REC	YDS	TD	FORCED	OPP-REC	YD	TD	OUT-BDS
J.Kennedy	1	0	0	0	0	0	0	0	0
J.Kleinsasser	0	0	1	0	0	0	0	0	0
C.Greenway	0	0	0	0	0	1	0	0	0
Total	1	0	1	0	0	1	0	0	0

Green Bay Packers

FUMBLES	FUM LOST	OWN-REC	YDS	TD	FORCED	OPP-REC	YD	TD	OUT-BDS
B.Jackson	1	0	1	0	0	0	0	0	0
Total	1	0	1	0	0	0	0	0	0

Minnesota Vikings vs Green Bay Packers
10/24/2010 at Lambeau Field

Final Team Statistics

	Visitor	Home
	Vikings	Packers
TOTAL FIRST DOWNS	21	20
By Rushing	11	5
By Passing	9	14
By Penalty	1	1
THIRD DOWN EFFICIENCY	6-14-43%	6-11-55%
FOURTH DOWN EFFICIENCY	2-3-67%	1-3-33%
TOTAL NET YARDS	402	379
Total Offensive Plays (inc. times thrown passing)	66	58
Average gain per offensive play	6.1	6.5
NET YARDS RUSHING	196	84
Total Rushing Plays	36	23
Average gain per rushing play	5.4	3.7
Tackles for a loss-number and yards	2-4	2-2
NET YARDS PASSING	206	295
Times thrown - yards lost attempting to pass	1-6	0-0
Gross yards passing	212	295
PASS ATTEMPTS-COMPLETIONS-HAD INTERCEPTED	29-16-3	35-21-2
Avg gain per pass play (inc.# thrown passing)	6.9	8.4
KICKOFFS Number-In End Zone-Touchbacks	5-0-0	5-0-0
PUNTS Number and Average	2-50.0	2-45.0
Had Blocked	0	0
FGs - PATs Had Blocked	0-0	0-0
Net Punting Average	45.0	38.5
TOTAL RETURN YARDAGE (Not Including Kickoffs)	17	66
No. and Yards Punt Returns	1-13	2-10
No. and Yards Kickoff Returns	5-83	5-104
No. and Yards Interception Returns	2-4	3-56
PENALTIES Number and Yards	6-40	2-20
FUMBLES Number and Lost	1-0	1-0
TOUCHDOWNS	3	4
Rushing	2	1
Passing	1	2
Interceptions	0	1
EXTRA POINTS Made-Attempts	3-3	4-4
Kicking Made-Attempts	3-3	4-4
FIELD GOALS Made-Attempts	1-1	0-0
RED ZONE EFFICIENCY	3-5-60%	3-4-75%
GOAL TO GO EFFICIENCY	1-1-100%	1-1-100%
SAFETIES	0	0
FINAL SCORE	24	28
TIME OF POSSESSION	31:04	28:56

Minnesota Vikings vs Green Bay Packers

10/24/2010 at Lambeau Field

Ball Possession And Drive Chart

Minnesota Vikings												
#	Time Recd	Time Lost	Time Poss	How Ball Obtained	Drive Began	# Play	Yds Gain	Yds Pen	Net Yds	1st Down	Last Scrm	How Given Up
1	15:00	12:56	2:04	Kickoff	MIN 16	3	4	0	4	0	MIN 20	Punt
2	8:34	7:35	0:59	Interception	MIN 22	3	5	0	5	0	MIN 27	Punt
3	5:07	1:11	3:56	Kickoff	GB 44	7	49	-5	44	3	* GB 17	Touchdown
4	14:53	10:16	4:37	Kickoff	MIN 24	9	76	0	76	5	* GB 1	Touchdown
5	7:08	3:59	3:09	Downs	MIN 37	8	38	15	53	3	* GB 10	Field Goal
6	1:01	0:00	1:01	Interception	MIN 20	3	28	-10	18	1	MIN 24	End of Half
7	13:51	11:44	2:07	Punt	MIN 24	4	26	0	26	1	50	Interception
8	8:44	7:45	0:59	Kickoff	MIN 21	2	4	0	4	0	MIN 25	Interception
9	7:45	4:12	3:33	Kickoff	MIN 42	6	58	0	58	2	* GB 4	Touchdown
10	12:10	9:18	2:52	Downs	MIN 34	6	31	0	31	2	GB 35	Interception
11	6:07	0:20	5:47	Punt	MIN 17	16	83	-20	63	4	* GB 20	Downs
(313) Average MIN 28												

Green Bay Packers												
#	Time Recd	Time Lost	Time Poss	How Ball Obtained	Drive Began	# Play	Yds Gain	Yds Pen	Net Yds	1st Down	Last Scrm	How Given Up
1	12:56	8:34	4:22	Punt	GB 39	7	54	-5	49	3	* MIN 12	Interception
2	7:35	5:07	2:28	Punt	GB 24	4	76	0	76	3	* MIN 1	Touchdown
3	1:11	14:53	1:18	Kickoff	GB 21	5	79	0	79	3	* MIN 9	Touchdown
4	10:16	7:08	3:08	Kickoff	GB 44	7	19	0	19	1	MIN 37	Downs
5	3:59	1:01	2:58	Kickoff	GB 28	8	40	5	45	4	MIN 27	Interception
6	15:00	13:51	1:09	Kickoff	GB 30	3	8	0	8	0	GB 38	Punt
7	11:44	8:44	3:00	Interception	MIN 41	5	41	0	41	2	* MIN 14	Touchdown
8	4:12	12:10	7:02	Kickoff	GB 24	12	42	0	42	3	MIN 34	Downs
9	9:18	6:07	3:11	Interception	GB 23	6	21	0	21	1	GB 44	Punt
10	0:20	0:00	0:20	Downs	GB 21	1	-1	0	-1	0	GB 21	End of Game
(313) Average GB 31												

* inside opponent's 20

Time of Possession by Quarter				1st	2nd	3rd	4th	OT	Total
Visitor Minnesota Vikings				6:59	8:47	6:39	8:39		31:04
Home Green Bay Packers				8:01	6:13	8:21	6:21		28:56
Kickoff Drive No.-Start Average				Vikings: 5 - MIN 32			Packers: 5 - GB 29		

10/24/2010 at Lambeau Field

Regular Defensive Plays

**TKL /TK=Tackle AST /AS=Assist COMB=Combined TFL=Tackles for a Loss
QH=Quarterback Hit
N=Interception PD=Pass Defense FF =Forced Fumble FR=Fumble Recovery**

**TKL /TK=Tackle AST /AS=Assist COMB=Combined TFL=Tackles for a Loss
QH=Quarterback Hit
N=Interception PD=Pass Defense FF =Forced Fumble FR=Fumble Recovery**

Minnesota Vikings vs Green Bay Packers
10/24/2010 at Lambeau Field

Final Defensive Statistics

Green Bay Packers		Regular Defensive Plays												Special Teams						Misc			
	TKL	AST	COMB	SK	/	YDS	TFL	QH	IN	PD	FF	FR		TKL	AST	FF	FR	BL		TKL	AST	FF	FR
A.Hawk	6	5	11	0		0	0	0	1	1	0	0		0	0	0	0	0		0	0	0	0
C.Wilson	5	3	8	0		0	0	1	0	0	0	0		0	0	0	0	0		0	0	0	0
D.Bishop	5	3	8	0		0	0	0	1	1	0	0		0	0	0	0	0		0	0	0	0
C.Peprah	6	0	6	0		0	1	0	0	1	0	0		0	0	0	0	0		0	0	0	0
N.Collins	5	1	6	0		0	1	0	1	2	0	0		0	0	0	0	0		0	0	0	0
B.Jones	4	2	6	0		0	0	1	0	0	0	0		0	0	0	0	0		0	0	0	0
C.Woodson	4	2	6	0		0	1	0	0	0	0	0		0	0	0	0	0		0	0	0	0
B.Raji	3	1	4	0		0	0	0	0	0	0	0		0	0	0	0	0		0	0	0	0
T.Williams	3	0	3	0		0	0	0	0	0	0	0		1	0	0	0	0		0	0	0	0
J.Wynn	2	0	2	1		6	1	2	0	0	0	0		0	0	0	0	0		0	0	0	0
F.Zombo	2	0	2	0		0	0	0	0	0	0	0		0	0	0	0	0		0	0	0	0
C.Matthews	1	0	1	0		0	0	2	0	0	0	0		0	0	0	0	0		0	0	0	0
B.Chillar	1	0	1	0		0	0	0	0	0	0	0		0	0	0	0	0		0	0	0	0
T.Lang	0	1	1	0		0	0	0	0	0	0	0		0	0	0	0	0		0	0	0	0
T.Crabtree	0	0	0	0		0	0	0	0	0	0	0		2	0	0	0	0		0	0	0	0
J.Bush	0	0	0	0		0	0	0	0	0	0	0		1	0	0	0	0		0	0	0	0
R.Francois	0	0	0	0		0	0	0	0	0	0	0		1	0	0	0	0		0	0	0	0
K.Hall	0	0	0	0		0	0	0	0	0	0	0		1	0	0	0	0		0	0	0	0
C.Clifton	0	0	0	0		0	0	0	0	0	0	0		0	0	0	0	0		1	0	0	0
B.Jackson	0	0	0	0		0	0	0	0	0	0	0		0	0	0	0	0		0	0	0	1
Total	47	18	65	1		6	4	6	3	5	0	0		6	0	0	0	0		1	0	0	1

10/24/2010 at Lambeau Field

TIME

Vikings	$7 \cdot 10 = 17$	Vikings	15:46
Packers	$7 \cdot 7 = 14$	Packers	14:14

Scoring Plays

Team	Qtr	Time	Play Description (Extra Point) (Drive Info)	Visitor	Home
Packers	1	5:07	B.Jackson 1 yd. run (M.Crosby kick) (4-76, 2:28)	0	7
Vikings	1	1:11	P.Harvin 17 yd. run (R.Longwell kick) (7-44, 3:56)	7	7
Packers	2	14:53	A.Quarless 9 yd. pass from A.Rodgers (M.Crosby kick) (5-79, 1:18)	7	14
Vikings	2	10:16	A.Peterson 1 yd. run (R.Longwell kick) (9-76, 4:37)	14	14
Vikings	2	3:59	R.Longwell 28 yd. Field Goal (8-53, 3:09)	17	14

	Minnesota Vikings	Green Bay Packers
TOTAL FIRST DOWNS	12	14
First Downs Rushing-Passing-by Penalty	7 - 4 - 1	2 - 11 - 1
THIRD DOWN EFFICIENCY	4-7-57%	4-5-80%
TOTAL NET YARDS	200	268
Total Offensive Plays	32	31
NET YARDS RUSHING	130	41
NET YARDS PASSING	70	227
Gross Yards Passing	70	227
Times thrown-yards lost attempting to pass	0-0	0-0
Pass Attempts-Completions-Had Intercepted	11 - 6 - 0	22 - 13 - 2
Punts-Number and Average	2 - 50	0 - 0
Penalties-Number and Yards	4 - 20	2 - 20
Fumbles-Number and Lost	0 - 0	1 - 0
Red Zone Efficiency	2-3-67%	2-3-67%
Average Drive Start	MIN 29	GB 31

Minnesota Vikings										Green Bay Packers									
RUSHING						RUSHING													
	ATT	YDS	AVG	LG	TD		ATT	YDS	AVG	LG	TD								
A.Peterson	14	68	4.9	14	1	B.Jackson	7	31	4.4	14	1								
P.Harvin	3	41	13.7	17	1	A.Rodgers	1	11	11.0	11	0								
T.Gerhart	4	21	5.3	11	0	J.Kuhn	1	-1	-1.0	-1	0								
Total	21	130	6.2	17	2	Total	9	41	4.6	14	1								
PASSING										PASSING									
	ATT	CMP	YDS	SK/YD	TD	LG	IN	RT		ATT	CMP	YDS	SK/YD	TD	LG	IN	RT		
B.Favre	11	6	70	0/0	0	30	0	74.1	A.Rodgers	21	13	227	0/0	1	45	2	75.0		
									M.Flynn	1	0	0	0/0	0	0	0	39.6		
Total	11	6	70	0/0	0	30	0	74.1	Total	22	13	227	0/0	1	45	2	71.6		
PASS RECEIVING								PASS RECEIVING											
	TAR	REC	YDS	AVG	LG	TD		TAR	REC	YDS	AVG	LG	TD						
V.Shiancoe	5	3	30	10.0	14	0	J.Jones	6	3	90	30.0	45	0						
B.Berrian	1	1	30	30.0	30	0	G.Jennings	7	3	40	13.3	24	0						
R.Moss	2	1	13	13.0	13	0	B.Jackson	2	2	47	23.5	36	0						
P.Harvin	1	1	-3	-3.0	-3	0	D.Lee	2	2	27	13.5	16	0						
T.Gerhart	1	0	0	0.0	0	0	A.Quarless	3	2	16	8.0	9	1						
G.Lewis	1	0	0	0.0	0	0	J.Nelson	1	1	7	7.0	7	0						
							D.Nance	1	0	0	0.0	0	0						
Total	11	6	70	11.7	30	0	Total	22	13	227	17.5	45	1						

[illegible][illegible]

MIN wins toss, elects to Receive, and GB elects to defend the North goal.

M.Crosby kicks 67 yards from GB 30 to MIN 3. P.Harvin to MIN 16 for 13 yards (J.Bush).

Minnesota Vikings at 15:00, (1st play from scrimmage 14:57)

- 1-10-MIN 16 (14:57) A.Peterson left tackle to MIN 18 for 2 yards (D.Bishop, A.Hawk).
- 2-8-MIN 18 (14:11) T.Gerhart left guard to MIN 23 for 5 yards (A.Hawk).
- 3-3-MIN 23 (13:37) B.Favre pass short left to P.Harvin to MIN 20 for -3 yards (C.Peprah).
- 4-6-MIN 20 (13:06) C.Kluwe punts 50 yards to GB 30, Center-C.Loeffler. T.Williams to GB 39 for 9 yards (J.Sanford, J.Brinkley).

Green Bay Packers at 12:56

- 1-10-GB 39 (12:56) B.Jackson right tackle to GB 40 for 1 yard (C.Greenway). FUMBLES (C.Greenway), and recovers at GB 40. B.Jackson to GB 40 for no gain (C.Greenway).
- 2-9-GB 40 (12:16) (Shotgun) A.Rodgers pass short right to D.Lee to MIN 44 for 16 yards (Tyrell.Johnson, M.Williams). P1
- 1-10-MIN 44 (11:32) (Shotgun) A.Rodgers scrambles right end ran ob at MIN 33 for 11 yards (C.Greenway). R2
- 1-10-MIN 33 (11:01) J.Kuhn up the middle to MIN 34 for -1 yards (C.Greenway).
- 2-11-MIN 34 (10:23) (Shotgun) *PENALTY on GB-D.Colledge, False Start, 5 yards, enforced at MIN 34 - No Play.*
- 2-16-MIN 39 (9:58) B.Jackson up the middle to MIN 25 for 14 yards (M.Williams; C.Cook).
- 3-2-MIN 25 (9:11) (Shotgun) A.Rodgers pass short left to J.Jones ran ob at MIN 12 for 13 yards (A.Allen). P3
- 1-10-MIN 12 (8:39) (Shotgun) A.Rodgers pass short left intended for D.Nance INTERCEPTED by J.Allen at MIN 18. J.Allen to MIN 22 for 4 yards (C.Clifton).

Minnesota Vikings at 8:34

- 1-10-MIN 22 (8:34) B.Favre pass incomplete short middle to V.Shiancoe.
- 2-10-MIN 22 (8:31) A.Peterson right tackle to MIN 27 for 5 yards (B.Raji, A.Hawk).
- 3-5-MIN 27 (7:50) (Shotgun) B.Favre pass incomplete short right to G.Lewis (N.Collins).
- 4-5-MIN 27 (7:46) C.Kluwe punts 50 yards to GB 23, Center-C.Loeffler. T.Williams to GB 24 for 1 yard (E.Frampton; F.Walker).

Green Bay Packers at 7:35

- 1-10-GB 24 (7:35) (Shotgun) A.Rodgers pass short right to G.Jennings to GB 48 for 24 yards (C.Cook). P4
- 1-10-GB 48 (6:57) (Shotgun) B.Jackson right tackle to MIN 46 for 6 yards (C.Greenway; C.Cook).
- 2-4-MIN 46 (6:16) (Shotgun) A.Rodgers pass short right to J.Jones pushed ob at MIN 1 for 45 yards (Tyrell.Johnson). P5
- 1-1-MIN 1 (5:46) B.Jackson right tackle to MIN 4 for -3 yards (P.Williams).
PENALTY on MIN, Defensive 12 On-field, 0 yards, enforced at MIN 1 - No Play.
- 1-1-MIN 1 (5:11) **B.Jackson right guard for 1 yard, TOUCHDOWN.** R6
M.Crosby extra point is GOOD, Center-B.Goode, Holder-T.Masthay.

MIN 0 GB 7, 4 plays, 76 yards, 1 penalty, 2:28 drive, 9:53 elapsed

M.Crosby kicks 62 yards from GB 30 to MIN 8. P.Harvin to GB 44 for 48 yards (T.Williams).

Minnesota Vikings at 5:07, (1st play from scrimmage 4:58)

- 1-10-GB 44 (4:58) A.Peterson right end to GB 44 for no gain (C.Peprah).
- 2-10-GB 44 (4:15) A.Peterson right end to GB 35 for 9 yards (B.Raji, N.Collins).
- 3-1-GB 35 (3:39) A.Peterson right end to GB 32 for 3 yards (A.Hawk, T.Lang). R1
- 1-10-GB 32 (2:58) A.Peterson right end to GB 30 for 2 yards (B.Raji).
- 2-8-GB 30 (2:24) (Shotgun) B.Favre pass short right to V.Shiancoe to GB 26 for 4 yards (F.Zombo) [J.Wynn].
- 3-4-GB 26 (1:40) (Shotgun) B.Favre pass short left to V.Shiancoe to GB 12 for 14 yards (B.Chillar). P2
PENALTY on MIN-V.Shiancoe, Delay of Game, 5 yards, enforced between downs.
- 1-10-GB 17 (1:16) (Shotgun) **P.Harvin left guard for 17 yards, TOUCHDOWN.** R3
R.Longwell extra point is GOOD, Center-C.Loeffler, Holder-C.Kluwe.

MIN 7 GB 7, 7 plays, 44 yards, 3:56 drive, 13:49 elapsed

R.Longwell kicks 61 yards from MIN 30 to GB 9. P.Lee to GB 21 for 12 yards (J.Sanford). MIN-E.Frampton was injured during the play.

Green Bay Packers at 1:11, (1st play from scrimmage 1:04)

- 1-10-GB 21 (1:04) A.Rodgers pass deep right to J.Jones pushed ob at MIN 47 for 32 yards (M.Williams). P7
- 1-10-MIN 47 (:39) A.Rodgers pass short middle to B.Jackson to MIN 11 for 36 yards (E.Henderson) [R.Edwards]. Key block by GB #85 (Jennings). P8
- 1-10-MIN 11 (:04) B.Jackson up the middle to MIN 9 for 2 yards (A.Winfield; K.Williams).

END OF QUARTER

	Time		First Downs				Efficiencies	
	Score	Poss	R	P	X	T	3 Down	4 Down
Minnesota Vikings	7	6:59	2	1	0	3	2/4	0/0
Green Bay Packers	7	8:01	2	6	0	8	1/1	0/0

Second Quarter

Play By Play

10/24/2010

Green Bay Packers continued.

2-8-MIN 9	(15:00) (Shotgun) A.Rodgers pass incomplete short middle to G.Jennings.	
3-8-MIN 9	(14:57) (Shotgun) A.Rodgers pass short middle to A.Quarless for 9 yards, TOUCHDOWN.	P9
	M.Crosby extra point is GOOD, Center-B.Goode, Holder-T.Masthay.	

MIN 7 GB 14, 5 plays, 79 yards, 1:18 drive, 0:07 elapsed

M.Crosby kicks 66 yards from GB 30 to MIN 4. P.Harvin to MIN 24 for 20 yards (T.Crabtree).

Minnesota Vikings at 14:53, (1st play from scrimmage 14:46)

1-10-MIN 24	(14:46) B.Favre pass incomplete short left to R.Moss.	
2-10-MIN 24	(14:43) T.Gerhart left end pushed ob at MIN 35 for 11 yards (A.Hawk).	R4
<u>1-10-MIN 35</u>	(13:59) B.Favre pass deep right to B.Berrian to GB 35 for 30 yards (D.Bishop).	P5
<u>1-10-GB 35</u>	(13:20) T.Gerhart left end to GB 33 for 2 yards (B.Jones, C.Woodson).	
2-8-GB 33	(12:38) B.Favre pass short right to R.Moss to GB 20 for 13 yards (T.Williams) [C.Matthews].	P6
<u>1-10-GB 20</u>	(12:00) T.Gerhart right end to GB 17 for 3 yards (C.Woodson, D.Bishop).	
2-7-GB 17	(11:20) A.Peterson left tackle to GB 13 for 4 yards (F.Zombo).	
3-3-GB 13	(10:39) P.Harvin right end for 13 yards, TOUCHDOWN. Green Bay challenged the runner broke the plane ruling, and the play was REVERSED. P.Harvin right end to GB 1 for 12 yards (C.Peprah).	R7
<u>1-1-GB 1</u>	(10:20) A.Peterson left guard for 1 yard, TOUCHDOWN.	R8
	R.Longwell extra point is GOOD, Center-C.Loeffler, Holder-C.Kluwe.	

MIN 14 GB 14, 9 plays, 76 yards, 4:37 drive, 4:44 elapsed

R.Longwell kicks 56 yards from MIN 30 to GB 14. P.Lee to GB 44 for 30 yards (F.Walker).

Green Bay Packers at 10:16, (1st play from scrimmage 10:11)

1-10-GB 44	(10:11) B.Jackson right end to GB 48 for 4 yards (F.Walker; R.Edwards).	
2-6-GB 48	(9:28) A.Rodgers pass short left to G.Jennings to MIN 47 for 5 yards (C.Greenway).	
3-1-MIN 47	(8:47) A.Rodgers pass short left to J.Nelson to MIN 40 for 7 yards (A.Allen).	P10
<u>1-10-MIN 40</u>	(8:03) B.Jackson up the middle to MIN 37 for 3 yards (B.Leber, P.Williams).	
2-7-MIN 37	(7:22) (Shotgun) A.Rodgers pass incomplete deep right to G.Jennings.	
3-7-MIN 37	(7:17) (Shotgun) A.Rodgers pass incomplete short right to J.Jones.	
4-7-MIN 37	(7:13) (Field Goal formation) M.Flynn pass incomplete deep left to A.Quarless [J.Allen]. Flynn lined up in shotgun formation after offense shifted from field goal formation.	

Minnesota Vikings at 7:08

1-10-MIN 37	(7:08) A.Peterson right end to MIN 42 for 5 yards (D.Bishop, B.Jones).	
2-5-MIN 42	(6:30) A.Peterson up the middle to MIN 44 for 2 yards (C.Wilson, D.Bishop).	
3-3-MIN 44	(5:46) (Shotgun) B.Favre pass short right to V.Shiancoe ran ob at GB 44 for 12 yards.	P9
<u>1-10-GB 44</u>	(5:21) P.Harvin right end pushed ob at GB 32 for 12 yards (N.Collins).	R10
	<i>PENALTY on GB-N.Collins, Unnecessary Roughness, 15 yards, enforced at GB 32.</i>	X11
<u>1-10-GB 17</u>	(4:56) B.Favre pass deep middle to V.Shiancoe for 17 yards, TOUCHDOWN. Green Bay challenged the pass completion ruling, and the play was REVERSED. B.Favre pass incomplete deep middle to V.Shiancoe.	
2-10-GB 17	(4:51) A.Peterson right guard to GB 10 for 7 yards (T.Williams, C.Wilson).	
3-3-GB 10	(4:10) (Shotgun) B.Favre pass incomplete short right to T.Gerhart.	
4-3-GB 10	(4:04) R.Longwell 28 yard field goal is GOOD, Center-C.Loeffler, Holder-C.Kluwe.	

MIN 17 GB 14, 8 plays, 53 yards, 1 penalty, 3:09 drive, 11:01 elapsed

R.Longwell kicks 63 yards from MIN 30 to GB 7. P.Lee to GB 28 for 21 yards (E.Griffen, H.Farwell).

Green Bay Packers at 3:59, (1st play from scrimmage 3:53)

1-10-GB 28	(3:53) (Shotgun) A.Rodgers pass short right to B.Jackson pushed ob at GB 39 for 11 yards (C.Greenway).	P11
<u>1-10-GB 39</u>	(3:09) (Shotgun) A.Rodgers pass incomplete short right to G.Jennings. <i>PENALTY on MIN-F.Walker, Defensive Holding, 5 yards, enforced at GB 39 - No Play.</i>	X12
<u>1-10-GB 44</u>	(3:05) (Shotgun) A.Rodgers pass short middle to A.Quarless to MIN 49 for 7 yards (A.Winfield).	
2-3-MIN 49	(2:22) (Shotgun) A.Rodgers pass incomplete short left to G.Jennings.	
3-3-MIN 49	(2:19) (Shotgun) A.Rodgers pass short right to G.Jennings to MIN 38 for 11 yards (A.Winfield).	P13

Two-Minute Warning

<u>1-10-MIN 38</u>	(2:00) (Shotgun) A.Rodgers pass incomplete short right to J.Jones.	
2-10-MIN 38	(1:56) (Shotgun) A.Rodgers pass short right to D.Lee to MIN 27 for 11 yards (M.Williams).	P14
<u>1-10-MIN 27</u>	(1:12) (Shotgun) A.Rodgers pass incomplete short left to J.Jones (J.Allen).	
2-10-MIN 27	(1:08) (Shotgun) A.Rodgers pass deep right intended for G.Jennings INTERCEPTED by M.Williams (F.Walker) at MIN -7. Touchback.	

Minnesota Vikings at 1:01

1-10-MIN 20	(1:01) A.Peterson left tackle to MIN 24 for 4 yards (J.Wynn). Timeout #1 by GB at 00:54.	
2-6-MIN 24	(:54) A.Peterson right tackle to MIN 34 for 10 yards (C.Peprah). Timeout #1 by MIN at 00:43.	R12
<u>1-10-MIN 34</u>	(:43) (Shotgun) B.Favre pass deep right to R.Moss pushed ob at GB 17 for 49 yards (N.Collins). <i>PENALTY on MIN-R.Moss, Offensive Pass Interference, 10 yards, enforced at MIN 34 - No Play.</i>	
1-20-MIN 24	(:35) A.Peterson right tackle to MIN 38 for 14 yards (N.Collins).	

Minnesota Vikings vs Green Bay Packers at Lambeau Field

END OF QUARTER

	Time	First Downs				Efficiencies		
Score	Poss	R	P	X	T	3 Down	4 Down	
Minnesota Vikings	17	8:47	5	3	1	9	2/3	0/0
Green Bay Packers	14	6:13	0	5	1	6	3/4	0/1

GB elects to Receive, and MIN elects to defend the North goal.

R.Longwell kicks 63 yards from MIN 30 to GB 7. P.Lee to GB 30 for 23 yards (K.Onatolu).

Green Bay Packers at 15:00, (1st play from scrimmage 14:55)

- 1-10-GB 30 (14:55) A.Rodgers pass incomplete short right to J.Nelson (K.Williams).
- 2-10-GB 30 (14:49) B.Jackson left tackle to GB 38 for 8 yards (E.Henderson; M.Williams).
- 3-2-GB 38 (14:10) A.Rodgers pass incomplete deep left to J.Jones.
- 4-2-GB 38 (14:02) T.Masthay punts 51 yards to MIN 11, Center-B.Goode. G.Camarillo to MIN 24 for 13 yards (R.Francois).

Minnesota Vikings at 13:51

- 1-10-MIN 24 (13:51) B.Favre pass short middle to P.Harvin to MIN 44 for 20 yards (A.Hawk). P13
- 1-10-MIN 44 (13:18) A.Peterson up the middle to MIN 46 for 2 yards (C.Wilson, B.Raji).
- 2-8-MIN 46 (12:36) B.Favre pass short left to P.Harvin to 50 for 4 yards (C.Peprah).
- 3-4-50 (11:56) (Shotgun) B.Favre pass short middle intended for B.Berrian INTERCEPTED by A.Hawk [B.Jones] at GB 38. A.Hawk pushed ob at MIN 41 for 21 yards (G.Camarillo).

Green Bay Packers at 11:44

- 1-10-MIN 41 (11:44) B.Jackson right end to MIN 38 for 3 yards (E.Henderson).
- 2-7-MIN 38 (11:02) J.Kuhn left guard to MIN 36 for 2 yards (C.Greenway).
- 3-5-MIN 36 (10:17) (Shotgun) A.Rodgers pass deep middle to J.Jones to MIN 19 for 17 yards (F.Walker; Tyrell.Johnson). P15
- 1-10-MIN 19 (9:30) A.Rodgers pass short right to J.Nelson to MIN 14 for 5 yards (A.Winfield).
- 2-5-MIN 14 (8:49) (Shotgun) A.Rodgers pass short left to G.Jennings for 14 yards, TOUCHDOWN. P16
- M.Crosby extra point is GOOD, Center-B.Goode, Holder-T.Masthay.

MIN 17 GB 21, 5 plays, 41 yards, 3:00 drive, 6:16 elapsed

M.Crosby kicks 40 yards from GB 30 to MIN 30. J.Kennedy MUFFS catch, recovered by MIN-J.Kleinsasser at MIN 21. J.Kleinsasser (didn't try to advance) to MIN 21 for no gain (K.Hall).

Minnesota Vikings at 8:44, (1st play from scrimmage 8:40)

- 1-10-MIN 21 (8:40) A.Peterson left end to MIN 25 for 4 yards (C.Wilson, C.Woodson).
- 2-6-MIN 25 (7:55) (Shotgun) B.Favre pass short left intended for R.Moss INTERCEPTED by D.Bishop [C.Wilson] at MIN 32. D.Bishop for 32 yards, TOUCHDOWN.

Green Bay Packers at 7:45

M.Crosby extra point is GOOD, Center-B.Goode, Holder-T.Masthay.

MIN 17 GB 28, 0 plays, 32 yards, 0:00 drive , 7:15 elapsed

M.Crosby kicks 30 yards from GB 30 to MIN 40. J.Brinkley to MIN 42 for 2 yards (T.Crabtree).

Minnesota Vikings at 7:45, (1st play from scrimmage 7:40)

- 1-10-MIN 42 (7:40) A.Peterson up the middle to MIN 47 for 5 yards (B.Jones, A.Hawk).
- 2-5-MIN 47 (7:09) (Shotgun) A.Peterson right guard to GB 49 for 4 yards (D.Bishop).
- 3-1-GB 49 (6:24) B.Favre pass deep right to P.Harvin to GB 12 for 37 yards (C.Woodson). P14
- 1-10-GB 12 (5:42) A.Peterson left end to GB 14 for -2 yards (N.Collins, D.Bishop).
- 2-12-GB 14 (5:00) (Shotgun) B.Favre pass short middle to J.Kleinsasser to GB 4 for 10 yards (A.Hawk).
- 3-2-GB 4 (4:16) (Shotgun) B.Favre pass short middle to R.Moss for 4 yards, TOUCHDOWN. P15
- R.Longwell extra point is GOOD, Center-C.Loeffler, Holder-C.Kluwe.

MIN 24 GB 28, 6 plays, 58 yards, 3:33 drive, 10:48 elapsed

R.Longwell kicks 64 yards from MIN 30 to GB 6. P.Lee to GB 24 for 18 yards (A.Allen).

Green Bay Packers at 4:12, (1st play from scrimmage 4:05)

- 1-10-GB 24 (4:05) A.Rodgers pass short right to J.Nelson ran ob at GB 32 for 8 yards.
- 2-2-GB 32 (3:33) J.Kuhn right end to GB 35 for 3 yards (K.Williams). R17
- 1-10-GB 35 (2:52) A.Rodgers pass incomplete deep right to J.Nelson [K.Williams].
- 2-10-GB 35 (2:46) B.Jackson left tackle to GB 46 for 11 yards (M.Williams). R18
- 1-10-GB 46 (2:08) J.Kuhn right tackle to 50 for 4 yards (R.Edwards).
- 2-6-50 (1:27) B.Jackson right tackle to MIN 49 for 1 yard (E.Henderson).
- 3-5-MIN 49 (:43) (Shotgun) A.Rodgers left end to MIN 45 for 4 yards (A.Winfield).

END OF QUARTER

	Score	Time	First Downs				Efficiencies	
		Poss	R	P	X	T	3 Down	4 Down
Minnesota Vikings	24	6:39	0	3	0	3	2/3	0/0
Green Bay Packers	28	8:21	2	2	0	4	1/3	0/0

Green Bay Packers continued.

4-1-MIN 45	(15:00) J.Kuhn up the middle to MIN 43 for 2 yards (B.Leber).	R19
<u>1-10-MIN 43</u>	(14:18) B.Jackson left end to MIN 38 for 5 yards (C.Greenway).	
2-5-MIN 38	(13:39) A.Rodgers pass short left to B.Jackson to MIN 39 for -1 yards (C.Greenway).	
3-6-MIN 39	(12:56) (Shotgun) A.Rodgers pass short left to G.Jennings to MIN 34 for 5 yards (A.Allen).	
4-1-MIN 34	(12:14) J.Kuhn right guard to MIN 34 for no gain (C.Greenway; Tyrell.Johnson).	

Minnesota Vikings at 12:10

1-10-MIN 34	(12:10) A.Peterson left end to GB 49 for 17 yards (C.Woodson).	R16
<u>1-10-GB 49</u>	(11:36) A.Peterson right guard to GB 40 for 9 yards (B.Jones, A.Hawk).	
2-1-GB 40	(10:50) A.Peterson up the middle to GB 38 for 2 yards (C.Wilson; B.Jones).	R17
<u>1-10-GB 38</u>	(10:10) T.Gerhart left tackle to GB 35 for 3 yards (C.Wilson).	
2-7-GB 35	(9:31) B.Favre pass incomplete short right to V.Shiancoe [C.Matthews].	
3-7-GB 35	(9:25) (Shotgun) B.Favre pass short middle intended for P.Harvin INTERCEPTED by N.Collins at GB 20. N.Collins to GB 23 for 3 yards (R.Moss).	

Green Bay Packers at 9:18

1-10-GB 23	(9:18) B.Jackson left guard to GB 22 for -1 yards (C.Greenway).	
2-11-GB 22	(8:41) (Shotgun) A.Rodgers pass incomplete short left to D.Driver.	
3-11-GB 22	(8:37) (Shotgun) A.Rodgers pass short middle to G.Jennings to GB 37 for 15 yards (A.Winfield).	P20
<u>1-10-GB 37</u>	(7:51) A.Rodgers pass short right to J.Nelson to GB 42 for 5 yards (A.Winfield, F.Walker).	
2-5-GB 42	(7:12) J.Kuhn up the middle to GB 44 for 2 yards (J.Allen).	
3-3-GB 44	(6:19) (Shotgun) A.Rodgers pass incomplete deep right to J.Nelson.	
4-3-GB 44	(6:14) T.Masthay punts 39 yards to MIN 17, Center-B.Goode, fair catch by G.Camarillo.	

Minnesota Vikings at 6:07

1-10-MIN 17	(6:07) A.Peterson up the middle to MIN 22 for 5 yards (C.Matthews).	
2-5-MIN 22	(5:29) A.Peterson right tackle to MIN 33 for 11 yards (N.Collins). MIN-P.Harvin was injured during the play.	R18
<u>1-10-MIN 33</u>	(4:56) A.Peterson right tackle to MIN 35 for 2 yards (A.Hawk; C.Wilson).	
2-8-MIN 35	(4:17) A.Peterson right end to MIN 36 for 1 yard (C.Wilson).	
3-7-MIN 36	(3:33) (Shotgun) B.Favre pass short left to T.Gerhart to MIN 42 for 6 yards (A.Hawk).	
4-1-MIN 42	(3:05) R.Cook reported in as eligible. A.Peterson up the middle to MIN 47 for 5 yards (D.Bishop).	R19
<u>1-10-MIN 47</u>	(2:30) A.Peterson right end to MIN 45 for -2 yards (C.Woodson).	
2-12-MIN 45	(2:00) B.Favre pass short left to P.Harvin to GB 48 for 7 yards (C.Peprah).	

Two-Minute Warning

3-5-GB 48	(1:56) (Shotgun) B.Favre pass incomplete short left to P.Harvin (C.Peprah). Timeout #1 by MIN at 01:51.	
4-5-GB 48	(1:50) (Shotgun) B.Favre pass short left to R.Moss to GB 35 for 13 yards (N.Collins).	P20
<u>1-10-GB 35</u>	(1:19) (No Huddle) B.Favre sacked at GB 41 for -6 yards (J.Wynn). Timeout #2 by MIN at 01:12.	
2-16-GB 41	(1:12) (Shotgun) B.Favre pass short right to A.Peterson pushed ob at GB 15 for 26 yards (T.Williams).	P21
<u>1-10-GB 15</u>	(1:03) <i>PENALTY on MIN-V.Shiancoe, False Start, 5 yards, enforced at GB 15 - No Play.</i>	
1-15-GB 20	(1:03) (Shotgun) B.Favre pass short left to V.Shiancoe to GB 10 for 10 yards (C.Wilson). <i>PENALTY on MIN-P.Loadholt, Face Mask (15 Yards), 15 yards, enforced at GB 20 - No Play.</i>	
1-30-GB 35	(:57) (Shotgun) B.Favre pass deep middle to P.Harvin for 35 yards, TOUCHDOWN. The Replay Assistant challenged the pass completion ruling, and the play was REVERSED. (Shotgun) B.Favre pass incomplete deep middle to P.Harvin.	
2-30-GB 35	(:48) (Shotgun) B.Favre pass short left to A.Peterson to GB 20 for 15 yards (B.Jones). Timeout #3 by MIN at 00:37.	
3-15-GB 20	(:37) (Shotgun) B.Favre pass incomplete deep left to R.Moss.	
4-15-GB 20	(:28) (Shotgun) B.Favre pass incomplete deep left to R.Moss. Yard marker changed due to change of possession.	

Green Bay Packers at 0:20

1-10-GB 21	(:20) A.Rodgers kneels to GB 20 for -1 yards.
------------	---

END OF QUARTER

	Score	Time	First Downs			Efficiencies		
		Poss	R	P	X	T	3 Down	4 Down
Minnesota Vikings	24	8:39	4	2	0	6	0/4	2/3
Green Bay Packers	28	6:21	1	1	0	2	1/3	1/2

Miscellaneous Statistics Report

Minnesota Vikings vs Green Bay Packers
10/24/2010 at Lambeau Field

Ten Longest Plays for Minnesota Vikings

Yards	Qtr	Play Start	Play Description
37	3	3-1-GB 49	(6:24) B.Favre pass deep right to P.Harvin to GB 12 for 37 yards (C.Woodson).
30	2	1-10-MIN 35	(13:59) B.Favre pass deep right to B.Berrian to GB 35 for 30 yards (D.Bishop).
27	2	1-10-GB 44	(5:21) P.Harvin right end pushed ob at GB 32 for 12 yards (N.Collins). PENALTY on GB-N.Collins, Unnecessary Roughness, 15 yards, enforced at GB 32.
26	4	2-16-GB 41	(1:12) (Shotgun) B.Favre pass short right to A.Peterson pushed ob at GB 15 for 26 yards (T.Williams).
20	3	1-10-MIN 24	(13:51) B.Favre pass short middle to P.Harvin to MIN 44 for 20 yards (A.Hawk).
17	1	1-10-GB 17	(1:16) (Shotgun) P.Harvin left guard for 17 yards, TOUCHDOWN.
17	4	1-10-MIN 34	(12:10) A.Peterson left end to GB 49 for 17 yards (C.Woodson).
15	4	2-30-GB 35	(:48) (Shotgun) B.Favre pass short left to A.Peterson to GB 20 for 15 yards (B.Jones).
14	1	3-4-GB 26	(1:40) (Shotgun) B.Favre pass short left to V.Shiancoe to GB 12 for 14 yards (B.Chillar). PENALTY on MIN-V.Shiancoe, Delay of Game, 5 yards, enforced between downs.
14	2	1-20-MIN 24	(:35) A.Peterson right tackle to MIN 38 for 14 yards (N.Collins).

Ten Longest Plays for Green Bay Packers

Yards	Qtr	Play Start	Play Description
45	1	2-4-MIN 46	(6:16) (Shotgun) A.Rodgers pass short right to J.Jones pushed ob at MIN 1 for 45 yards (Tyrell.Johnson).
36	1	1-10-MIN 47	(:39) A.Rodgers pass short middle to B.Jackson to MIN 11 for 36 yards (E.Henderson) [R.Edwards]. Key block by GB #85 (Jennings).
32	1	1-10-GB 21	(1:04) A.Rodgers pass deep right to J.Jones pushed ob at MIN 47 for 32 yards (M.Williams).
24	1	1-10-GB 24	(7:35) (Shotgun) A.Rodgers pass short right to G.Jennings to GB 48 for 24 yards (C.Cook).
17	3	3-5-MIN 36	(10:17) (Shotgun) A.Rodgers pass deep middle to J.Jones to MIN 19 for 17 yards (F.Walker; Tyrell.Johnson).
16	1	2-9-GB 40	(12:16) (Shotgun) A.Rodgers pass short right to D.Lee to MIN 44 for 16 yards (Tyrell.Johnson, M.Williams).
15	4	3-11-GB 22	(8:37) (Shotgun) A.Rodgers pass short middle to G.Jennings to GB 37 for 15 yards (A.Winfield).
14	1	2-16-MIN 39	(9:58) B.Jackson up the middle to MIN 25 for 14 yards (M.Williams; C.Cook).
14	3	2-5-MIN 14	(8:49) (Shotgun) A.Rodgers pass short left to G.Jennings for 14 yards, TOUCHDOWN.
13	1	3-2-MIN 25	(9:11) (Shotgun) A.Rodgers pass short left to J.Jones ran ob at MIN 12 for 13 yards (A.Allen).

Touchdown Scoring Information

		Offense	Defense	Special Teams
VISITOR:	Minnesota Vikings	3	0	0
HOME:	Green Bay Packers	3	1	0