

SAN DIEGO CHARGERS vs. NEW ENGLAND PATRIOTS



1:15 pm PDT — Sunday, Oct. 24, 2010
Qualcomm Stadium (70,000)— San Diego, California



2010 Schedule & Results

REGULAR SEASON (2-4)

Mon. Sep. 13	at Kansas City Chiefs	L	14-21
SUN. SEP. 19	JACKSONVILLE JAGUARS	W	38-13
Sun. Sep. 26	at Seattle Seahawks	L	20-27
SUN. OCT. 3	ARIZONA CARDINALS	W	41-10
Sun. Oct. 10	at Oakland Raiders	L	27-35
Sun. Oct. 17	at St. Louis Rams	L	17-20
SUN. OCT. 24	NEW ENGLAND PATRIOTS	1:15 p.m.	CBS
SUN. OCT. 31	TENNESSEE TITANS	1:05 p.m.	CBS
Sun. Nov. 7	at Houston Texans	10:00 a.m.	CBS
Sun. Nov. 14	BYE		
MON. NOV. 22	DENVER BRONCOS	5:30 p.m.	ESPN
Sun. Nov. 28	at Indianapolis Colts*	5:20 p.m.	NBC
SUN. DEC. 5	OAKLAND RAIDERS*	1:05 p.m.	CBS
SUN. DEC. 12	KANSAS CITY CHIEFS*	1:15 p.m.	CBS
THU. DEC. 16	SAN FRANCISCO 49ERS	5:20 p.m.	NFLN
Sun. Dec. 26	at Cincinnati Bengals*	5:20 p.m.	NBC
Sun. Jan. 2	at Denver Broncos*	1:15 p.m.	CBS

Home games in **CAPS** / Time subject to change due to flexible scheduling



Television and Radio Coverage

CBS SPORTS — KFMB-TV (Ch. 8 San Diego) and KCBS-TV (Ch. 2 Los Angeles and Orange County)
Jim Nantz (play-by-play) and Phil Simms (analyst)



Westwood One Radio (National)
Kevin Kugler (play-by-play) and Mark Malone (analyst)



Rock 105.3 FM, XTRA Sports 1360 AM (San Diego) and AM 570 KLAC (Los Angeles)

Josh Lewin (play-by-play), Hank Bauer (analyst) and Mike Costa (reporter). The Chargers Radio Network includes KGEO 1230 AM in Bakersfield; KNWH 1250 AM in the Yucca Valley; KNWQ 1140 AM in Palm Springs; KNWZ 970 AM & 94.3 FM in the Coachella Valley; KOSS 1380 AM in Palmdale and Lancaster; KSPA 1510 AM in Ontario, Rancho Cucamonga and the Inland Empire; KATY 101.3 FM in Temecula and the Inland Empire; KWDJ 1360 AM in Ridgecrest; KCAL 96.7 FM in Riverside and San Bernardino; KXO 107.5 FM in the Imperial Valley and Yuma, Arizona; KVFG 103.1 in Victorville and Hesperia; ESPN Radio 1100 AM in Las Vegas; KUPA 1370 AM in Hawaii; and SiriusSatellite Radio.



Spanish Radio — XHFG 107.3 (San Diego) and KWKW 1330 AM (Los Angeles)

Jorge Villanueva (play-by-play) and Dante Lazcano (analyst)
The Spanish Radio Network includes XHSOL 89.9 FM in Mexicali, Mexico and XEHS 1590 AM in Ensenada.



Practice and Media Schedule

Mon. Oct. 18	—	Norv Turner press conference — Media Center 12 pm
Tues. Oct. 19	—	No Availability
Wed. Oct. 20	—	Practice 1:30-3:15 pm
Thurs. Oct. 21	—	Practice 1:30-3:15 pm
Fri. Oct. 22	—	Practice 11:15-12:45 pm
Sat. Oct. 23	—	No Availability

The locker room is open for interviews for 45 minutes after each practice. Head Coach **Norv Turner** will meet the media after practice each day at the podium outside the locker room. This week, **Philip Rivers** and **Ryan Mathews** will be available at the podium on Wednesday only. Cameras are not allowed inside the locker room.



Media Guide available online

The Chargers' 2010 Media Guide is available in an environmentally-friendly, electronic version at <http://www.chargers.com/team/media-guide.html>. This color, bookmarked PDF version of the 2010 Media Guide has been condensed into 258 useful and easy-to-read pages.

For Immediate Release
Monday, Oct. 18, 2010

www.Chargers.com
(858) 874-4500

The four-time defending AFC West champion San Diego Chargers will host the New England Patriots in a matchup that has become one of the NFL's hottest rivalries during the last decade. The game will be contested on Sunday, Oct. 24 at 1:15 pm PDT at Qualcomm Stadium and will be watched by most of the nation on CBS as the network's top announcing team of **Jim Nantz** and **Phil Simms** describe the action from the broadcast booth.



The game features two of the NFL's most experienced head coaches on opposite sidelines as **Norv Turner** matches wits with **Bill Belichick**, while the game itself features two of the league's top quarterbacks in **Philip Rivers** and **Tom Brady**.



Familiar Faces

Chargers General Manager **A.J. Smith**, a native of Warwick, Rhode Island, was a part-time scout for the Patriots from 1978-1980. Special teams coach **Steve Crosby** coached special teams and tight ends for the Patriots in 1990 and he was on Patriots Head Coach **Bill Belichick's** staff with the Cleveland Browns from 1991-95. Quarterbacks coach **John Randsdell** is a native of Springfield, Mass., and played at Springfield College.

Defensive end **Jacques Cesaire** is from Gardner, Mass., and linebacker **Stephen Cooper** is from Wareham. Quarterback **J.T. O'Sullivan** spent time on the Patriots' practice squad in 2006. Defensive tackle **Antonio Garay** was an All-America wrestler at Boston College and joined the football team after the Eagles disbanded their wrestling program.

Patriots wide receiver **Wes Welker** began his NFL career with the Chargers in 2004, making the team as an undrafted free agent. He played in one game before signing with New England. Guard **Stephen Neal** is a San Diego native and a graduate of San Diego High School. Other Patriots with ties to Southern California include safeties **Patrick Chung** (Rancho Cucamonga) and **Jarrad Page** (UCLA), wide receiver **Matthew Slater** (Anaheim and UCLA) and center **Ryan Wendell** (Diamond Bar).



The Rivalry

Original members of the American Football League in 1960, the Chargers-Patriots rivalry includes the 1963 AFL Championship Game when the Chargers won their first and only World Championship, defeating the then-Boston Patriots, 51-10. All-time, the teams have met 34 times in the regular season and three times in the postseason. New England leads the all-time series 20-15-2, but the rivalry heated up in the last decade when the Chargers ended a 10-game losing streak to the Patriots by defeating the defending Super Bowl champs, 21-14, in San Diego in 2002. Three years later, a 41-17 win over the Patriots at Gillette Stadium would end New England's NFL-record 21-game home win streak. Lately though, the Patriots exacted revenge by eliminating the Chargers from the playoffs in the divisional round in 2006 and in the AFC Championship Game a year later. The Chargers won the last meeting played between the teams, 30-10, in San Diego in 2008.



San Diego Recognizes Breast Cancer

October is breast cancer awareness month and on Sunday the Chargers will raise awareness and celebrate survivors. Players will wear pink cleats, wristbands and towels and there will be a host of other items bringing attention to breast cancer awareness, including pink ribbons and wrapping in a number of places on the field and around the stadium. And during Sunday's National Anthem, more than 100 breast cancer survivors will host the team's 100-yard flag and 40 additional breast cancer survivors will form a human pink ribbon.



Big Mac is Back

Last Wednesday, the Chargers locked up their massive two-time Pro Bowl left tackle **Marcus McNeill** with a new five-year contract that will keep him in San Diego through 2015. With that signing, the Chargers now have three core players (**McNeill**, **Philip Rivers** and **Antonio Gates**) all under contract through the '15 season.



Marcus McNeill

McNeill made his 2010 debut last Sunday in St. Louis.



What to look for

Antonio Gates has 6,713 career receiving yards and needs just 29 to pass **Kellen Winslow** (6,741) for the sixth-most receiving yards by a tight end in NFL history.

What to look for, cont.

Gates is tied for the league lead with seven touchdowns. He is the only NFL player with at least eight touchdown catches in each of the last six seasons. A touchdown on Sunday would extend the record.
Philip Rivers has thrown a touchdown pass in a career-best 19 consecutive regular-season games. The team record of 20 is held by **Dan Fouts**.
Shaun Phillips (51.5) needs two sacks to move into a tie with "Mean" **Fred Dean** (53.5) for the fourth-most sacks in team history.



Antonio Gates



Streaks

The **Chargers** have won seven straight regular-season games at home. A win on Sunday would match the fourth-longest home win streak in team history. The franchise record is 10 (1978-79).

The **Chargers** are averaging 26.2 points a game in 2010 and have averaged at least 25 points a game for six straight seasons (2004-09). The last team to post such numbers in six consecutive seasons was the Cleveland Browns from 1950-55.

Philip Rivers owns the NFL's longest streak of regular-season games started without throwing three or more interceptions (70) at the start of a career. The previous record (57) had been established by Hall of Fame quarterback **Joe Montana**.

Rivers, the NFL's third-leading passer (100.7), is the only quarterback in the NFL to post a season passer rating over 100 each of the last two seasons. He had a career-best 105.5 season in 2008 and rated at 104.4 in 2009. Quarterback ratings are based on a complex formula that factors in attempts, completions, yards, touchdowns and interceptions.

Rivers has thrown for 4,000-plus yards each of the last two seasons. The team record is three straight, set by Fouts from 1979-81. With an average of 335 ypg thus far, he's on pace for a 5,360-yard season in 2010, which would shatter the NFL record of 5,084 yards set by Miami's **Dan Marino** in 1984.

Rivers has led the Chargers to four straight AFC West titles. He's 20-6 in career AFC West games; 51-26 (.662) as a starter (including playoffs); 30-8 (.789) at Qualcomm Stadium, and 18-0 in December.

Kevin Burnett has a career-high five sacks this season, with all five coming in the Chargers' last three games. He's ranked in the NFL's Top-10 for sacks and he's just 1.5 away from matching his career total (6.5) coming into this season. Burnett also leads the team with 50 tackles. His career high for season tackles is 83, set last season.

Stephen Cooper has led the Chargers in tackles each of the last three seasons. Cooper had a career-high 179 in 2007, 136 in 2008 and 119 in 2009.



A look back at last week's game in St. Louis

The Chargers dug themselves into an early hole and never were able to fully recover as they fell to the St. Louis Rams, 20-17, at the Edward Jones Dome in St. Louis. The Rams rushed for 117 yards and rookie quarterback, Sam Bradford, was efficient, completing 58 percent of his passes for 198 yards with a touchdown and no interceptions. St. Louis' defense though was the key to the game as the Rams' defenders sacked Philip Rivers seven times, the most he's ever been sacked in a single game. The Chargers' passing game was hampered as **Legedu Naanee** (hamstring) did not play, and both **Antonio Gates** (leg) and **Malcom Floyd** (hamstring) left the game early due to injuries.

Philip Rivers (1,344) had 22 completions to move past **Stan Humphries** (1,335) for third-most in team history.

Patrick Crayton had a game-high 117 yards receiving, his fourth-career 100-yard game and first since Sept. 13, 2009.

Kevin Burnett had a sack, his fifth in the last three games.

Mike Scifres punted the ball well, averaging 59.5 yards on six punts, while also handling kickoff duties for **Nate Kaeding**, who injured his groin during pregame warmups.

Buster Davis caught his the second touchdown pass of his NFL career, and first since Sept. 23, 2007.



Patrick Crayton

Turner leads NFL's No. 1 Offense



Norv Turner

Norv Turner, NFL Coach of the Year by USA Today in 2009, has led the Chargers to three-straight AFC West titles in his first three seasons as head coach. He's the first Chargers' coach to accomplish the feat and the first NFL coach to do so since Dallas' **Barry Switzer** (1994-96).

With Turner calling the offensive plays, the Chargers lead the NFL in total offense (432.7 yards per game) and passing offense (316.2 ypg). The Chargers also rank fifth in scoring offense (26.2 ppg). The Chargers have averaged 25-or-more points per game for six straight years (2004-09), including three-straight under Turner. The last team to average that many points for six consecutive seasons was the Cleveland Browns (1950-55). **Philip Rivers**, the Chargers' starting QB since 2006, is averaging 27.9 points per start, the highest total ever among NFL quarterbacks with a minimum of 50 career starts. **Otto Graham** (27.1), **Norm Van Brocklyn** (27.0) and **Daryl Lamonica** (26.8) are second, third and fourth, respectively.

At 37-23 (.617), including playoffs, Turner has the highest winning percentage in franchise history. His 34-20 (.630) regular season mark also is the highest as is his 3-3 (.500) mark (tied) in the playoffs.



Tough Defense

Under defensive coordinator **Ron Rivera**, the Chargers rank first in the NFL in total (255.2 ypg) and pass (163.7) defense, and sixth (91.5) against the run. The Chargers have seven interceptions and 21 sacks. The Chargers are averaging 3.5 sacks per game and the team is on pace for a 56-sack season. **Shaun Phillips** leads the defense with six sacks.



Ron Rivera



A Fast Start

Philip Rivers and **Antonio Gates** are off to the fastest starts of their careers. Rivers is on pace to throw for 2,680 yards in the season's first eight games, which would better **Dan Fouts'** NFL mark of 2,580 yards during the season's first eight games in 1982.



Philip Rivers

Between them, Rivers and Gates have hooked up for 39 career touchdowns, the sixth-most touchdowns between a quarterback-tight end in NFL history. The only duos with more are **Drew Bledsoe** and **Ben Coates** (45), **Peyton Manning** and **Dallas Clark** (44), **Sonny Jurgensen** and **Jerry Smith** (43), **John Elway** and **Shannon Sharpe** (41) and **Dan Fouts** and **Kellen Winslow** (41).



Championships begin in the division

The Chargers have won four-straight AFC West titles and five of the last six. The Bolts went 5-1 in division play for the fourth time in a row in 2009. And since 2004, the Chargers are 28-10 (.737) in the AFC West, including 12-1 against Oakland, 7-5 against Denver and 9-4 against Kansas City. The Chargers' AFC West resume includes wins in 13 of the team's last 14 against Oakland, five of the last six against Kansas City, and six of the last eight against Denver.



Since the NFL realigned the divisions in 2002, the Chargers are the only AFC West team to win consecutive titles. San Diego's five division titles rank third in the NFL this decade behind only New England (seven) and Indianapolis (six).



Sporting News' Top 100

Philip Rivers (No. 16) and **Antonio Gates** (No. 34) both were recently named to *Sporting News* magazine's annual list of the Top 100 active NFL players. The list is chosen by a 99-man panel of football experts, including 25 NFL Hall of Famers.



Public Relations Contact Information

Bill Johnston	Director of Public Relations	(858) 874-4661	johnstonb@chargers.nfl.com
Scott Yoffe	Assistant Director of Public Relations	(858) 874-4659	yoffes@chargers.nfl.com
Jamaal LaFrance	Media Relations Coordinator	(858) 874-4563	lafrancej@chargers.nfl.com
Jennifer Rojas	Corporate Communications Coordinator	(858) 874-4662	rojasj@chargers.nfl.com
Christopher Smith	Managing Editor, Web Site & Publications	(858) 874-4660	christopher.smith@chargers.nfl.com
Joel Price	Manager, Internet Services	(858) 874-4609	pricej@chargers.nfl.com



98 ANTWAN BARNES

Outside Linebacker
6-1, 251
4th NFL Season
1st with Chargers

Florida International
Free Agent - '10
Norland HS
Miami, Fla.

TRANSACTION HISTORY: Fourth-round pick (134) by BAL, April 29, 2007...signed with Ravens, July 12...traded to PHI, Sept. 4, 2010...waived, Oct. 9...signed with SD, Oct. 13.

2009: First-career INT off Philip Rivers Sept. 20 at SD...sacks vs. DET Dec. 13 and at PIT Dec. 27...sack and FF in 21-13 win vs. OAK Jan. 3, 2010. **2008:** Career-high nine STTs...INA Week 16 and all three playoff games (chest). **2007:** First-career sack on Tom Brady Dec. 3 vs. NE...sack at MIA Dec. 16.

COLLEGE: First-team All-Sun Belt as junior and senior...school's all-time sacks leader (23)...finished career with 224 TTs...redshirted in 2003...played at Florida International from 2003-07...elementary education major.

PERSONAL: Born in Miami, Florida...all-state LB led Norland HS in Miami to Class 6A state title as senior...two-time district champion wrestler.

Regular Season										Pass	Fumbles	Spec. Tms.
Year	Team	G-S	Tack.-Asst.	Total	Sacks-Yds.	Int.-Yds.	Long	TD	Def.	For.-Rec.	TFL	Tackles
2007	BAL	14-0	4-4	8	2-20	0-0	0	0	0	0-0	2	7
2008	BAL	13-0	3-2	5	0-0	0-0	0	0	0	0-0	0	9
2009	BAL	11-0	6-1	7	3-15	1-4	4	0	1	1-0	3	7
2010	PHI	2-0	3-0	3	0-0	0-0	0	0	0	0-0	0	0
Totals		40-0	16-7	23	5-35	1-4	4	0	1	1-0	5	23

Postseason										Pass	Fumbles	Spec. Tms.
Year	Team	G-S	Tack.-Asst.	Total	Sacks-Yds.	Int.-Yds.	Long	TD	Def.	For.-Rec.	TFL	Tackles
2009	BAL	2-0	0-0	0	0-0	0-0	0	0	0	0-0	0	0

Single-game Highs

Tackles — 2 (3x) Last: vs. Green Bay Sept. 12, 2010
 Sacks — 1 (5x) Last: at Oakland Jan. 3, 2010
 Interceptions — 1 at San Diego Sept. 20, 2009



31 TYRONE CARTER

Safety
5-9, 200
11th NFL Season
1st with Chargers

Minnesota
Free Agent - '10
Ely HS
Pompano Beach, Fla.

TRANSACTION HISTORY: Fourth-round pick (118) by MIN, April 16, 2000...signed with Vikings, July 5...signed with NYJ, April 14, 2003...re-signed with MIN, March 15, 2004...released Sept. 10...signed with PIT, Oct. 20...re-signed with PIT, April 5, 2005 and April 2, 2007...signed with WAS, Aug. 23, 2010...released Sept. 4...signed with Chargers, Oct. 6.

2009: Two INTs, including 48-yard TD return, Nov. 9 at DEN...season-high 11 TTs Nov. 29 at BAL. **2008:** AFC Defensive POW and GMC Sierra Defensive POW after two INTs and FF Dec. 28 vs. CLE, including first-career INT return TD (32 yards)...ret other INT to Browns' 12 to set up FG...first-career playoff INT in 4Q of Jan. 18 AFC Championship Game vs. Baltimore...two TTs in Super Bowl XLIII Feb. 1 vs. Arizona. **2007:** Career-highs with three FFs and 56 TTs...started Nov. 26 at SS for inj Troy Polamalu and led team with career-high 12 TTs...also started for Polamalu Dec. 2 vs. CIN and Dec. 9 at NE...started Wild Card playoffs Jan. 5 vs. JAX and had five TTs. **2006:** Sack Oct. 8 at SD vs. Philip Rivers...career-best second sack Oct. 22 at ATL...first two career FFs Nov. 12 vs. NO for inj Polamalu...first-career PIT start Dec. 3 vs. TB...eight TTs in 100th career GP Dec. 7 vs. CLE. **2005:** Oct. 10 at SD, FF and FR KOR vs. Darren Sproles to end game...INT vs. Brett Favre for first as Steeler Nov. 6 at GB...team-high seven TTs including TFL in Jan. 8 AFC Wild Card game at CIN...three TTs in Super Bowl XL Feb. 5 vs. SEA. **2004:** Played first-career postseason game in Jan. 23 AFC Championship Game vs. NE. **2003:** Started 10 games at FS for inj Jon McGraw and had career-best 95 TTs and two INTs...season-high 11 TTs Nov. 2 vs. NYG, Nov. 9 at OAK and Dec. 7 at BUF...INT vs. late Steve McNair Dec. 1 MNF game vs. TEN. **2002:** First-career INT off CAR's Rodney Peete Sept. 22...three PBU's Nov. 17 vs. GB...season-high three STTs Dec. 8 at GB. **2001:** First-career sack on MNF Nov. 19 vs. NYG...FR for TD (47 yards) Dec. 16 at DET. **2000:** Season-high eight TTs in first-career start on MNF at GB Nov. 6...started and had eight TTs in NFC Championship Game Jan. 14 at NYG.

COLLEGE: Two-time All-America as junior and senior, first Golden Gopher to do so since Bobby Bell (1961-62)...also two-time Carl Eller Award for Defensive POY...school-record 528 TTs was most-ever by NCAA D-1A DB...also D-1A record 414 UTs...Jim Thorpe Award as nation's top DB as senior in 1999...two-time first-team All-Big Ten...redshirted in 1995...played at Minnesota from 1995-99...sociology degree.

PERSONAL: Born in Ft. Lauderdale, Florida...first-team all-county at Ely HS in Pompano Beach, Fla...team MVP in football and basketball...married, April...couple has sons, Tyrone, Jr., Tyron and Tristan, and daughter, Tyra.

Regular Season										Pass	Fumbles	Spec. Tms.
Year	Team	G-S	Tack.-Asst.	Total	Sacks-Yds.	Int.-Yds.	Long	TD	Def.	For.-Rec.	TFL	Tackles
2000	MIN	15-7	30-10	40	0-0	0-0	0	0	0	1-1	0	8
2001	MIN	15-7	39-6	45	1-1	0-0	0	0	5	0-1	1	10
2002	MIN	16-7	42-8	50	0-0	1-13	13	0	7	0-0	0	13
2003	NYJ	16-10	53-42	95	0-0	2-37	23	0	5	0-0	0	13
2004	PIT	9-0	3-0	3	0-0	0-0	0	0	0	0-0	0	7
2005	PIT	16-0	9-1	10	1-9	1-3	3	0	3	0-0	1	18
2006	PIT	16-3	33-9	42	2-13	0-0	0	0	2	0-0	2	4
2007	PIT	16-5	50-6	56	0.5-2	0-0	0	0	2	3-0	1	5
2008	PIT	16-2	11-6	17	0-0	3-64	32t	1	2	1-0	0	5
2009	PIT	16-12	72-0	72	1-1	2-53	48t	1	6	1-1	1	2
Totals		151-53	342-88	430	5.5-26	9-170	48t	2	30	8-3	6	85

Postseason										Pass	Fumbles	Spec. Tms.
Year	Team	G-S	Tack.-Asst.	Total	Sacks-Yds.	Int.-Yds.	Long	TD	Def.	For.-Rec.	TFL	Tackles
2000	MIN	2-1	9-1	10	0-0	0-0	0	0	0	0-0	0	0
2004	PIT	1-0	0-0	0	0-0	0-0	0	0	0	0-0	0	0
2005	PIT	4-0	16-1	17	0-0	0-0	0	0	0	0-0	0	0
2007	PIT	1-1	4-1	5	0-0	0-0	0	0	1	0-0	0	0
2008	PIT	3-0	3-0	3	0-0	1-5	5	0	1	0-0	0	2
Totals		11-2	32-3	35	0-0	1-5	5	0	2	0-0	0	2

Regular Season		Kickoff Returns				
Year	Team	No.-Yds.	Avg.	Long	TD	
2000	MIN	17-389	22.9	38	0	
2002	MIN	17-350	20.6	34	0	
2008	PIT	1-16	16.0	16	0	
Totals		35-755	21.6	38	0	

Single-game Highs

Tackles — 12 vs. Miami Nov. 26, 2007
 Sacks — 1 (5x) Last: at Chicago Sept. 20, 2008
 Interceptions — 2 (2x) Last: at Denver Nov. 9, 2008
 Interception Return Long — 48t at Denver Nov. 9, 2008
 Interception Return TDs — 2 (2x) Last: at Denver Nov. 9, 2008



12 PATRICK CRAYTON

Wide Receiver
6-0, 205
7th NFL Season
1st with Chargers

Northwestern Okla. St.
Trade (Dallas) - '10
DeSoto HS
DeSoto, Tex.

TRANSACTION HISTORY: Seventh-round pick (216) by DAL, April 25, 2004...signed with Cowboys, July 27...waived Oct. 2...re-signed to PS Oct. 5...re-signed to active roster, Oct. 30...re-signed with DAL, March 8, 2006 and Dec. 28, 2007...traded to SD, Sept. 4, 2010.

2009: Season-high 135 yards, including 80-yard TD catch, Sept. 13 at TB...first-career PR TD (73 yards) Oct. 25 at ATL...career-long 82-yard PR TD following week, Nov. 1 vs. SEA...joined PHI's DeSean Jackson as only NFLers with two PR TDs...became second Cowboy with PR TDs in consecutive games...GW TD catch (10 yards) for 7-6 win over WAS Nov. 22. **2008:** Season-high seven catches and 87 yards vs. WAS Sept. 28...first TD of season (15 yards) Oct. 5 vs. CIN...season-long 55-yard TD at ARI Oct. 12. **2007:** Finished season with career-highs in catches (50), yards (697) and TDs (7)...career-day vs. STL Sept. 30 with 184 yards and two TDs on seven catches...career-best fifth TD catch of season Nov. 11 at NYG...INA vs. NYJ Nov. 22 (ankle)...career-topping sixth and seventh TD catches vs. GB Nov. 29. **2006:** Season-long 53-yard TD catch Oct. 23 vs. NYG...first-career 100-yard game (104) and TD at ARI Nov. 12. **2005:** Season-highs with six catches for 89 yards and TD in Sept. 11 season opener at SD...season-long 63-yard TD catch in 4Q at OAK Oct. 2...fractured ankle on first-down catch in OT vs. NYG Oct. 16 and INA next five games...returned to action Dec. 24 at NYG. **2004:** INA Weeks 1-3...released Oct. 2 and spent three weeks on PS...returned to active roster Oct. 30...NFL debut Oct. 31 vs. DET and made first-career catch for 30 yards on 3rd-and-8...INA vs. NO Dec. 12 and at PHI Dec. 19...GW 39-yard TD catch vs. WAS Dec. 26 with 0:30 in 4Q was first-career TD and gave DAL 13-10 lead.

COLLEGE: Four-time All-Central States Conference...first player in NAIA history to score TD as passer, receiver, rusher, KOR and PR in season...responsible for 5,688 all-purpose yards, 3,718 yards of total offense and 46 TDs during career...80 catches and 17 TDs as receiver, 1,751 yards and 17 TDs as rusher, 20.8-yard average and 10 TDs as PR and

136-of-236 for 1,967 yards and 21 TDs as QB...Little All-America second-team and CSC Offensive POY in 2003...honorable mention All-America as soph and junior...played at Northwestern Oklahoma State from 2000-03...degree in health education.

PERSONAL: Born in Waxahachie, Texas...standout WR, QB, RB and return specialist at DeSoto HS...married, Najiyjah, and couple has sons, Patrick, Jr. and Preston...attended NFL Business and Entrepreneurial Program at Wharton School at University of Pennsylvania in 2008...hosted Patrick Crayton Youth Football Camp in DeSoto from 2006-08.

Regular Season		Receiving					Punt Returns				
Year	Team	G-S	No.-Yds.	Avg.	Long	TD	No.-Yds.	Avg.	FC	Long	TD
2004	Dallas	8-0	12-162	13.5	39t	1	4-34	8.5	1	17	0
2005	Dallas	11-0	22-341	15.5	63t	2	21-166	7.2	9	25	0
2006	Dallas	16-7	36-516	14.3	53	4	11-85	7.7	7	19	0
2007	Dallas	15-13	50-697	13.9	59t	7	22-201	9.1	20	49	0
2008	Dallas	16-7	39-550	14.1	55t	4	15-143	9.5	9	33	0
2009	Dallas	16-6	37-622	16.8	80t	5	36-437	12.1	23	82t	2
Totals		82-33	196-2,888	14.7	80t	23	111-1,066	9.6	67	82t	2

Postseason		Receiving					Punt Returns				
Year	Team	G-S	No.-Yds.	Avg.	Long	TD	No.-Yds.	Avg.	FC	Long	TD
2006	Dallas	1-0	3-42	14.0	18	1	0-0	0.0	0	0	0
2007	Dallas	1-1	3-27	9.0	16	0	2-8	4.0	0	8	0
2009	Dallas	2-1	5-51	10.2	18	0	4-56	14.0	2	31	0
Totals		4-2	11-120	10.9	18	1	6-64	10.7	4	31	0

Single-game Highs

Receptions — 7 (3x) Last: vs. Washington Sept. 28, 2008
 Receiving Yards — 184 vs. St. Louis Sept. 30, 2007
 Receiving Long — 80t at Tampa Bay Sept. 13, 2009
 Receiving TDs — 2 (2x) Last: vs. Green Bay Nov. 29, 2007
 Punt Returns — 7 vs. Philadelphia Oct. 9, 2005
 Punt Return Yards — 116 vs. Seattle Nov. 1, 2009
 Punt Return Long — 82t vs. Seattle Nov. 1, 2009
 Punt Return TDs — 1 (2x) Last: vs. Seattle Nov. 1, 2009

GAME-BY-GAME RECEIVING						2006							
Year	Team	NO.	YDS	AVG	LG	TD	09/10	@ Jacksonville	NO.	YDS	AVG	LG	TD
2009							09/13	@ Tampa Bay	4	135	33.8	80t	1
							09/20	N.Y. GIANTS	1	4	4.0	4	0
							09/28	CAROLINA	3	44	14.7	18	0
							10/04	@ Denver	3	16	5.3	9	0
							10/11	@ Kansas City	4	44	11.0	18	0
							10/25	ATLANTA	2	9	4.5	5t	1
							11/01	SEATTLE	3	39	13.0	17	0
							11/08	@ Philadelphia	2	74	37.0	64	0
							11/15	@ Green Bay	4	52	13.0	16	0
							11/22	WASHINGTON	1	10	10.0	10t	1
							11/26	OAKLAND	0	0	0.0	0	0
							12/06	@ N.Y. Giants	2	24	12.0	14	0
							12/13	SAN DIEGO	2	31	15.5	22	1
							12/19	@ New Orleans	1	25	25.0	25	0
							12/27	@ Washington	1	16	16.0	16	0
							01/03	PHILADELPHIA	4	99	24.8	32	1
							Totals		37	622	16.8	80t	5
							01/09	PHILADELPHIA	3	34	11.3	18	0
							01/17	@ Minnesota	2	17	8.5	13	0
							Postseason Totals		5	51	10.2	18	0
2008							09/07	@ Cleveland	6	82	13.7	25	0
							09/15	PHILADELPHIA	2	23	11.5	16	0
							09/21	@ Green Bay	0	0	0.0	0	0
							09/28	WASHINGTON	7	87	12.4	25	0
							10/05	CINCINNATI	1	15	15.0	15	1
							10/12	@ Arizona	3	84	28.0	55t	1
							10/19	@ St. Louis	3	30	10.0	14	0
							10/26	TAMPA BAY	1	13	13.0	13	0
							11/02	@ N.Y. Giants	4	46	11.5	15	0
							11/16	@ Washington	0	0	0.0	0	0
							11/23	SAN FRANCISCO	2	16	8.0	10t	1
							11/27	SEATTLE	2	13	6.5	9	0
							12/07	@ Pittsburgh	0	0	0.0	0	0
							12/14	N.Y. GIANTS	2	49	24.5	34t	1
							12/20	BALTIMORE	3	58	19.3	25	0
							12/28	@ Philadelphia	3	34	11.3	22	0
							Totals		39	550	14.1	55t	4
2007							09/09	N.Y. GIANTS	3	51	17.0	25	0
							09/16	@ Miami	0	0	0.0	0	0
							09/23	@ Chicago	3	27	9.0	10	0
							09/30	ST. LOUIS	7	184	26.3	59t	2
							10/08	@ Buffalo	6	73	12.2	31	1
							10/14	NEW ENGLAND	5	46	9.2	11	1
							10/21	MINNESOTA	2	19	9.5	12	0
							11/04	@ Philadelphia	0	0	0.0	0	0
							11/11	@ N.Y. Giants	5	66	13.2	20t	1
							11/18	WASHINGTON	2	16	8.0	8	0
							11/22	N.Y. JETS	INA	INA	INA	INA	INA
							11/29	GREEN BAY	3	42	14.0	35	2
							12/09	@ Detroit	3	46	15.3	30	0
							12/16	PHILADELPHIA	2	54	27.0	41	0
							12/22	@ Carolina	7	65	9.3	16	0
							12/30	@ Washington	2	8	4.0	5	0
							Totals		50	697	13.9	59t	7
							01/08	N.Y. GIANTS	3	27	9.0	16	0
							Postseason Totals		3	27	9.0	16	0



58 CYRIL OBIOZOR

Outside Linebacker
6-4, 249
1st NFL Season
1st with Chargers

Texas A&M
Free Agent - '10
Pearland HS
Pearland, Tex.

TRANSACTION HISTORY: Signed with GB as undrafted rookie, May 1, 2009...waived Sept. 5 and re-signed to GB PS, Sept. 7...signed to GB active roster, Dec. 7...waived Sept. 4, 2010...claimed by AZ, Sept. 5...waived Sept. 21 and re-signed to AZ PS, Sept. 23...signed by SD, Oct. 5

2009: Spent first 11 weeks on Green Bay's practice squad...made NFL debut on special teams Dec. 7 vs. BAL.

COLLEGE: Honorable mention All-Big 12 as senior...three-year starter...first-career INT in 2006 season finale vs. arch-rival Texas...finished career with 134 TTs, 6.5 sacks and 18 TFLs...redshirted in 2004...played at Texas A&M from 2004-08...technology management major.

PERSONAL: Born in Houston, Texas...given name Cyril Chinenye Obiozor, pronounced SEER-uhl OH-bee-AH-zer...Both of his parents were born in Nigeria...first-team all-district TE, WR and DE at Pearland (Tx.) HS...named team's Most Improved Player in 2003 after 96 TTs and six sacks as senior...lettered in track.

Regular Season		Pass Fumbles Spec. Tms.										
Year	Team	G-S	Tack.-Asst.	Total	Sacks-Yds.	Int.-Yds.	Long	TD	Def.	For.-Rec.	TFL	Tackles
2009	GB	5-0	1-0	1	0-0	0-0	0	0	0	0-0	0	1

Postseason		Pass Fumbles Spec. Tms.										
Year	Team	G-S	Tack.-Asst.	Total	Sacks-Yds.	Int.-Yds.	Long	TD	Def.	For.-Rec.	TFL	Tackles
2009	GB	1-0	0-0	0	0-0	0-0	0	0	0	0-0	0	1



4 J.T. O'SULLIVAN

Quarterback
6-2, 232
8th NFL Season
1st with Chargers

California-Davis
Free Agent - '10
Jesuit HS
Carmichael, Calif.

TRANSACTION HISTORY: Sixth-round draft choice (186) by NO, April 21, 2002...signed with Saints, July 25...waived Sept. 17, 2003...re-signed Sept. 20...traded to GB, Oct. 4, 2004...re-signed with GB, Dec. 30...waived Sept. 3, 2005...signed to CHI PS, Sept. 5...signed to MIN active roster, Nov. 9...re-signed with Vikings, April 28, 2006...released Sept. 2...signed to NE PS, Sept. 5...released Oct. 2...signed to CAR PS, Dec. 27...signed to CHI PS, Jan. 31, 2007...re-signed with Bears, Feb. 7...released July 5...signed with DET, July 10...signed with SF, March 4, 2008...signed with CIN, March 10, 2009...signed with SD, Sept. 6, 2010.

2009: Played Oct. 25 vs. CHI, Dec. 13 at MIN and saw most action Jan. 3, 2010 at NYJ
2008: Started first eight games for SF...earned first-career NFL win Sept. 14 at SEA, posting 106.4 rating in 33-30 OT win...led 49ers from 14-0 hole, completing 20-of-32 for 321 yards and TD...123.3 passer rating with two TDs and no INTs in 31-13 win over DET Sept. 21...career-high three TDs Oct. 5 at NE. **2007:** Saw most action Sept. 16 vs. MIN as fill-in for INJ Jon Kitna...went 13-of-24 for 148 yards with one TD and two INTs vs. Vikings. **2006:** Spent season on NE and CAR practice squads. **2005:** INA Weeks 9-16 as MIN third QB. **2004:** INA for NO Games 1-4...third QB for GB for final 11 games. **2003:** INA all season as NO's third QB. **2002:** INA all season as Saints' third QB.

COLLEGE: All-time school leader in total offense (11,544 yards)...completed 669-of-1,070 for 10,745 passing yards with 96 TDs and 41 INTs...set school marks as senior for passing yards (3,826) and TD passes (38)...played at UC-Davis from 1998-01.

PERSONAL: Born in Burbank, Calif....team captain and school record-holder for passing yards at Jesuit HS in Carmichael, Calif....also all-league baseball catcher...married, former Laura Galdorisi from Coronado, Calif....couple has son, Jack...active supporter of Volunteer San Diego 501(c)3 nonprofit organization, which directs capacity-building programs and services that engage volunteers in working hand-in-hand with nonprofit agencies to develop strong and vibrant communities.

Regular Season		Pass Fumbles Spec. Tms.										
Year	Team	G-S	Tack.-Asst.	Total	Sacks-Yds.	Int.-Yds.	Long	TD	Def.	For.-Rec.	TFL	Tackles
2009	GB	5-0	1-0	1	0-0	0-0	0	0	0	0-0	0	1

Postseason		Pass Fumbles Spec. Tms.										
Year	Team	G-S	Tack.-Asst.	Total	Sacks-Yds.	Int.-Yds.	Long	TD	Def.	For.-Rec.	TFL	Tackles
2009	GB	1-0	0-0	0	0-0	0-0	0	0	0	0-0	0	1

Regular Season		Passing				Sacks- Pass				Rush	
Year	Team	G-S	Att.-Comp.	Yards	Pct.	TD	Int.	Long	Lost	Rating	Att.-Yds.
2004	GB	1-0	0-0	0	.000	0	0	0	0-0	0.0	2-(-2)
2007	DET	4-0	26-13	148	.500	1	2	42	3-18	48.2	4-(-10)
2008	SF	9-8	220-128	1,678	.582	8	11	63	32-197	73.6	30-145
2009	CIN	3-0	11-4	40	.364	0	0	16	3-31	47.5	3-12
Totals		17-8	257-145	1,866	.564	9	13	63	38-246	69.9	39-145

Single-game Highs

Attempts — 36 at New Orleans Sept. 28, 2008
 Completions — 20 at Seattle Sept. 14, 2008
 Yards — 321 at Seattle Sept. 14, 2008
 Passing Touchdowns — 3 vs. New England Oct. 5, 2008
 Interceptions — 3 vs. New England Oct. 5, 2008
 Long — 63 at Seattle Sept. 14, 2008
 Rushing Attempts — 8 vs. Detroit Sept. 21, 2008
 Rushing Yards — 32 (2x) Last: vs. Detroit Sept. 21, 2008
 Rushing Long — 18 at New York Giants Oct. 19, 2008




47 MIKE WINDT

47 MIKE WINDT

Long Snapper
6-1, 252
Rookie NFL Season
1st with Chargers

Cincinnati
Free Agent - '10
Elder HS
Cincinnati, Ohio



TRANSACTIONS HISTORY: Signed with CIN as undrafted rookie, April 30, 2010...waived Aug. 30...signed with SD, Oct. 13.

COLLEGE: Three-year snapper from 2007-09...part of nation's top-ranked punt team (39.6 avg.) in '07...did not have unplayable snap among 395 career attempts...redshirted in 2006...played at Cincinnati from 2006-09...turned down chance to play again as senior in 2010...earned degree in psychology.

PERSONAL: Played on back-to-back state championship teams as junior and senior at Elder HS in Cincinnati, Ohio.

Strong Safety
6-0, 205
4th NFL Season
1st with Chargers

Coastal Carolina
Free Agent - '10
Marlboro County HS
Bennettsville, S.C.


TRANSACTION HISTORY: Signed with CAR, May 4, 2007...signed with SEA, April 30, 2010...waived June 9...signed with Chargers, Aug. 10.

2009: Started Weeks 1-3. **2008:** INA Weeks 5-6 & 16. **2007:** First-career game Sept. 16 vs. HOU...career-high seven TTs in first-career start Dec. 22 vs. DAL.

COLLEGE: Two-time All-Big South...conference all-time leader with 17 INTs...finished career with 227 TTs...redshirted in 2002...played at Coastal Carolina from 2002-06...degree in health promotions.

PERSONAL: Born in Scotland County, North Carolina...prepped at Marlboro County HS in Bennettsville, South Carolina.

Regular Season		Tackles				Pass Fumbles				Spec. Tms.		
Year	Team	G-S	Tack.-Asst.	Total	Sacks-Yds.	Int.-Yds.	Long	TD	Def.	For.-Rec.	TFL	Tackles
2007	Car.	15-1	10-1	11	0-0	0-0	0	0	0	0-0	0	13
2008	Car.	13-0	0-0	0	0-0	0-0	0	0	0	0-0	0	5
2009	Car.	16-3	12-3	15	0-0	0-0	0	0	0	0-1	0	8
Totals		44-4	22-4	26	0-0	0-0	0	0	0	0-0	0	26



78 ADAM TERRY

Tackle
6-8, 335
5th NFL Season
1st with Chargers

Syracuse
Free Agent - '10
Queensbury HS
Queensbury, N.Y.

TRANSACTION HISTORY: Second-round pick by BAL (64), April 23, 2005...signed Aug. 1...signed with IND, March 15, 2010...released Sept. 4...signed with Chargers, Sept. 5.

2009: Spent season on "Reserve-Injured." **2008:** Seven GS at RT...missed three games due to knee and one to concussion...saw action late in year as TE in unbalanced line...Ravens rushed for 2,376 yards and franchise-record 20 TDs...played in Wild Card, Divisional Playoffs and AFC Championship game. **2007:** Started nine games at RT. **2006:** Two starts at LT. **2005:** Played primarily on special teams.

COLLEGE: First-team All-Big East as senior and second-team as junior...invited to 2005 Senior Bowl...won school's Ben Schwartz Exemplary Football Player Award in '04...three-year starter at RT...played at Syracuse from 2000-04...degree in history.

PERSONAL: Born in Glens Falls, N.Y....standout OL and DT at Queensbury (N.Y.) HS...married, Marissa.


Games Played-Started: **2005** (7-0, Baltimore); **2006** (16-2, Baltimore); **2007** (13-9, Baltimore); **2008** (12-7, Baltimore); **Total** (48-18).

Postseason Games Played-Started: **2006** (1-0, Baltimore); **2008** (3-0, Baltimore); **Total** (4-0).

PREVIOUS GAME SUMMARIES

Kansas City Chiefs 21, San Diego Chargers 14 Monday, September 13, 2010 Arrowhead Stadium (Kansas City, MO)

The Chargers opened their season on a rainy Monday night in Kansas City's Arrowhead Stadium and fell to the Chiefs, 21-14. The Chargers had four tries to tie the game from inside the Chiefs' six-yard line in the final 1:14 but Kansas City came away with the victory. **Antonio Gates** and **Legedu Naanee** caught touchdown passes for the Chargers, who outgained Kansas City 389 to 197 and won the time of possession battle, 37:28 to 22:32. Three big plays were the difference for the opportunistic Chiefs, who scored on a 56-yard run by **Jamaal Charles**, a 94-yard punt return by **Dexter McCluster** and a two-yard touchdown catch by **Tony Moeaki** just three plays after a Chargers fumble and KC return set the Chiefs up with a first down at the Bolts' 12-yard line.



Antonio Gates

Legedu Naanee had his first career 100-yard game that included career-long 59-yard touchdown catch in 3Q...his five catches and 110 yards were both career highs.

Antonio Gates' three-yard TD catch in 1Q was his 60th career TD...34-yard catch to five on 3rd-and-4 set up TD.

Shaun Phillips' six-yard sack in 1Q ended KC three-and-out...Chargers scored on ensuing possession for 7-0 lead...Phillips ended two other KC drives with six-yard TFL on 3rd-and-4 in 2Q and tackle for no gain on 3rd-and-3 play in 4Q.

Steve Gregory led team with seven tackles...his open-field tackle of **Jamaal Charles** one yard shy of first down on 3rd-and-9 in late 3Q forced punt that resulted in Naanee TD on ensuing possession...Naanee's TD brought Chargers within seven points of Chiefs.

C.J. Spillman led team with three special teams tackles.

Score by Quarters	Q1	Q2	Q3	Q4	Total
San Diego Chargers	7	0	7	0	14
Kansas City Chiefs	7	14	0	0	21

TM	Q	Time	Play Description (PAT & Drive)	SD	KC
SD	1	1:52	Gates 3 yd pass from Rivers (Kaeding kick) (9-60, 4:45)	7	0
KC	1	0:37	Charles 56 yd run (Succop kick) (3-69, 1:15)	7	7
KC	2	5:55	Moeaki 2 yd pass from Cassel (Succop kick) (3-12, 1:26)	7	14
KC	2	1:43	McCluster 94 yd punt return (Succop kick)	7	21
SD	3	2:23	Naanee 59 yd pass from Rivers (Kaeding kick) (5-91, 2:51)	14	21


Attendance — 71,297



San Diego Chargers 38, Jacksonville Jaguars 13 Sunday, September 19, 2010 Qualcomm Stadium (San Diego, CA)

The Chargers defense put on a show in their 2010 home opener, recording six takeaways that led to 17 points and cruised to an easy 38-13 win over the Jacksonville Jaguars. The Chargers racked up 477 yards of total offense, including 326 thru the air and 151 on the ground. San Diego scored a touchdown on its first possession of the game and led 21-6 at the half. The six takeaways were the Bolts' most in a game since Dec. 16, 2007 against Detroit.

Antoine Cason had two interceptions...his first-quarter interception was the fifth of his career...he intercepted a 51-yard pass from **David Garrard** thrown deep down the middle. ..Cason intercepted his second pass of the game at 13:42 of the second quarter...he became the first Charger with two-or-more interceptions in a game since **Stephen Cooper** vs. Oakland Dec. 4, 2008...**Shaun Phillips** tipped the pass that resulted in the second interception...Cason added a forced fumble later in the second quarter that was recovered by **Kevin Burnett**.



Antoine Cason

Late in the first quarter, **Antonio Gates** had his first catch of the day, a 12-yarder...on the catch he moved past **Steve Jordan** (6,307) for the seventh-most receiving yards in NFL history among tight ends...in the second quarter, Gates caught a nine-yard touchdown pass...the touchdown was the 61st of his career, breaking a tie with **Jerry Smith** for the third most receiving TDs by a tight end in NFL history...later in the second quarter, Gates caught his second TD pass, the 62nd of his career, moving him into a tie with **Shannon Sharpe** for second-most all-time among tight ends...Atlanta's **Tony Gonzalez** is the all-time leader with 82...Sunday's game marked the 12th multi-touchdown game of Gates' career...dating to last season, Gates has at least one touchdown catch in six-straight regular-season games, tying him with **John Jefferson** (1980) and **Lance Alworth** (1964 and 1967) for the second-longest streak in team history...the record is nine games, set by Alworth in 1963.

Philip Rivers passed for 334 yards against Jacksonville, the 16th 300-yard game of his career, tying **John Hadl** for the second-most 300-yard games in team history...Rivers finished the game 22 of 29 (.759) for 334 yards with three touchdowns and two interceptions for a 119.0 rating. It was the 32nd regular-season game of his career in which he's posted a rating of 100.0 or higher.

Filling in for the injured **Ryan Mathews** (ankle), **Mike Tolbert** took over as the featured back against Jacksonville and set career highs with 16 carries, 82 yards and two touchdowns...he gave the Chargers a 7-0 lead with a two-yard run on the game's opening series and a 31-6 lead with a one-yard run in the fourth.

Malcom Floyd averaged 31.7 yards per catch and just missed out on a 100-yard game with three catches for 95 yards...he scored the final points in the 38-6 win on a career-long 54-yard touchdown catch.

Brandon Siler and **Kevin Burnett** had interceptions...Burnett also recovered a fumble. **Steve Gregory** led the team with 12 tackles.

Score by Quarters	Q1	Q2	Q3	Q4	Total
Jacksonville Jaguars	3	3	0	7	13
San Diego Chargers	7	14	3	14	38

TM	Q	Time	Play Description (PAT & Drive)	SD	JAX
SD	1	11:42	Tolbert 2 yd run (Kaeding kick)(6-74, 3:18)	0	7
JAX	1	5:29	Scobee 44 yd Field Goal (6-18, 2:33)	3	7
SD	2	11:32	Gates 9 yd pass from Rivers (Kaeding kick) (5-30, 2:10)	3	14
JAX	2	1:55	Scobee 48 yd Field Goal (6-14, 3:42)	6	14
SD	2	0:10	Gates 4 yd pass from Rivers (Kaeding kick) (8-87, 1:45)	6	21
SD	3	4:55	Kaeding 41 yd Field Goal (9-44, 4:21)	6	24
SD	4	13:18	Tolbert 1 yd run (Kaeding kick) (5-58, 2:18)	6	31
SD	4	8:06	Floyd 54 yd pass from Rivers (Kaeding kick) (4-63, 2:08)	6	38
JAX	4	0:37	Sims-Walker 3 yd pass from Garrard (Scobee kick) (8-53, 2:34)	13	38

Attendance — 62,691



Seattle Seahawks 27, San Diego Chargers 20 Sunday, September 26, 2010 Qwest Field (Seattle, WA)

Five turnovers and two long kickoff returns for touchdowns proved too much to overcome, though the Chargers nearly did before falling to the Seahawks, 27-20, on Sunday at Qwest Field in Seattle. The Chargers fell behind 17-0 but rallied behind **Philip Rivers**, who set a club record with 455 yards passing. The Bolts tied the game at 20-20 with 6:39 to go in the fourth quarter, but on the ensuing kickoff Leon Washington went 99 yards for his second return touchdown of the game and the Seahawks reclaimed the lead at 27-20. The Chargers fought til the game's waning seconds, driving twice deep into Seattle territory, however, both drives ended on downs short of the goal line and the Seahawks hung on for the win. The Chargers finished the game with 518 total net yards, their highest output since 512 in a game at Kansas City Oct. 19, 1986.

Philip Rivers passed for a team-record 455 yards...the previous record of 444 was performed twice by **Dan Fouts**, who was in the broadcast booth for CBS on Sunday...Rivers threw a career-high 53 passes in the game, completing 29.



Philip Rivers

Quentin Jammer and **Paul Oliver** both made big defensive plays in the second quarter to keep the Chargers in the game...Jammer made an over-the-shoulder interception of a 41-yard pass at the goal line and Oliver made a perfect play to punch the ball out of the arms of **Deion Branch** just before he reached the goal line on what was going to be a 42-yard touchdown catch...instead the ball sailed through the end zone for a touchback.

Malcom Floyd scored the Chargers' first touchdown on a three-yard catch...Floyd also had several big third-down catches in the game, converting three of third-and-10 or longer...**Buster Davis** set up the Floyd touchdown with a career-long 49-yard catch on the drive...he finished the game with a career-best 82 yards on three catches.

Brandon Siler had a strong game starting for the injured Stephen Cooper...he sacked **Matt Hasselbeck** in the end zone for a seven-yard loss and a safety to bring the Chargers within 17-9 in the third quarter, while totaling a team-high three tackles for loss and two quarterback hits.

Antonio Gates caught a 12-yard touchdown pass in the fourth quarter, the 63rd of his career for sole possession of second place on the all-time touchdown catches list for tight ends...**Legedu Naanee** caught a pass for a two-point conversion, the team's first since Sept. 2008.



Antonio Gates

Gates finished the game with seven catches, raising his career total to 496...in doing so, he moved past **Lance Alworth** (493) for the fourth-most catches in team history.

Shaun Phillips had a sack late in the fourth quarter, the 47.5 of his career, to move past **Junior Seau** (47.0) and into fifth place on the team's all-time sacks list.

Nate Kaeding raised his career point total to 767 on a third-quarter 29-yard field goal to overtake **Rolf Benirschke** (766) for the third-most points scored in team history. Starters **Ryan Mathews** (ankle) and **Cooper** (knee) missed the game due to injury, while guard **Louis Vasquez** (knee) and **Shawne Merriman** (calf) were both injured in the first half and did not return...**Tyronne Green** filled in for Vasquez at right guard and rookie **Brandon Lang** saw his first action as a reserve outside linebacker...safety **Darrell Stuckey** was also active for the first time this season and played his first-career game on special teams.

Score by Quarters	Q1	Q2	Q3	Q4	Total
San Diego Chargers	0	0	12	8	20
Seattle Seahawks	0	10	7	10	27

TM	Q	Time	Play Description (PAT & Drive)	SD	SEA
SEA	2	11:28	Mare 23 yd Field Goal (9-80, 4:38)	0	3
SEA	2	0:53	Carlson 9 yd pass from Hasselbeck (Mare kick) (3-41, 0:22)	0	10
SEA	3	14:47	Washington 101 yd kickoff return (Mare kick) (0-0, 0:13)	0	17
SD	3	12:33	Floyd 3 yd pass from Rivers (Kaeding kick) (4-80, 2:14)	7	17
SD	3	4:31	Hasselbeck sacked in end zone by Siler for a Safety	9	17
SD	3	0:37	Kaeding 29 yd Field Goal (9-44, 3:54)	12	17
SEA	4	11:27	Mare 23 yd Field Goal (4-6, 0:59)	12	20
SD	4	6:39	Gates 12 yd pass from Rivers (Rivers-Naanee pass) (9-65, 4:48)	20	20
SEA	4	6:24	Washington 99 yd kickoff return (Mare kick) (0-0, 0:15)	20	27

Attendance — 67,106



San Diego Chargers 41, Arizona Cardinals 10 Sunday, October 3, 2010 Qualcomm Stadium (San Diego, CA)

The Chargers scored 21 points off turnovers and rolled to a 41-10 home victory over the Arizona Cardinals. San Diego held a 28-7 lead at halftime in a game which they outgained Arizona 419 to 124 in total net yards and dominated time of possession, 34:58 to 25:02. Other than a fumble return for a touchdown, San Diego's defense held the Cardinals off the scoreboard until they kicked a field goal with 3:17 remaining in the fourth quarter. The Chargers had nine sacks in the game, their most since a nine-sack effort at Kansas City Dec. 2, 2007. The 31-point win was the team's largest margin since a 52-21 win over Denver Dec. 28, 2008.



Antonio Gates

Antonio Gates had 144 yards receiving and **Mike Tolbert** 100 yards rushing, marking the first time the Chargers have had a 100-yard receiver and a 100-yard rusher in the same game since 2007. Gates' 144 yards was the third-highest single-game total of his career.

Gates scored two touchdowns, marking his eighth-straight game with a touchdown catch, leaving him just one shy of the team record for receivers (nine games) set by **Lance Alworth** in 1963.

Gates caught the 500th pass of his career on the drive in which he caught his second touchdown pass. He became the seventh tight end in NFL history with at least 500 catches and passed No. 8 Steve Jordan (498) and No. 7 Ben Coates (499) on the way to 500.

Gates (390) scored 12 points against Arizona and moved past **Dennis Ptartee** (380) for sixth on the team's all-time scoring list.

Tolbert's effort was the first 100-yard game of his career and the Chargers' first 100-yard rushing game since Dec. 28, 2008 vs. Denver.

The Chargers offensive line with starters **Nick Hardwick, Kris Dielman, Tyrone Green, Jerome Clary** and **Brandyn Dombrowski** had its best game of the season as the team rushed for 180 yards and the unit allowed only one sack in 22 passing plays. Green made his first career start against Arizona at right guard in place of the injured **Louis Vasquez**.



Shaun Phillips

Shaun Phillips was named **AFC Defensive Player of Week** after career-high four sacks, tied for the second-most in a game in team history (Leslie O'Neal, 1991 & '92). Phillips had two of his sacks and the interception all before halftime and almost single-handedly help put away the game in the second quarter. In the middle of the quarter, he had an eight yard sack on 3rd-and-12 to force a punt and the Chargers scored a TD on the ensuing drive for a 21-7 lead. Then on the next series, Phillips had a three-yard sack on 2nd-and-10, which he followed with the interception return TD on the very next play. That series of plays turned a 14-7 advantage into a 28-7 advantage as the Chargers went on to win 41-10.

Phillips added two passes defended while **Quentin Jammer** had a team-high three.

Kevin Burnett had a career-high two sacks and he led the team with nine tackles and forced a fumble. He forced a punt with a nine-yard sack on a 3rd-and-5 in the first quarter. His sack (-10 yards) and strip in the third quarter was recovered by **Luis Castillo** and one play later, **Ryan Mathews** scored his first-career touchdown on a 15-yard run.

Philip Rivers had a passer rating of 148.1 against Arizona. It was the second-highest single-game mark of his career. He finished the game 15-of-20 for 241 yards with two touchdowns and no interceptions. It marked his 17th-consecutive regular-season game with a touchdown pass to set a new career high. During the game, Rivers increased his career yardage total to 16,279, moving past Stan Humphries (16,085) for the third-most passing yards in team history.

Nate Kaeding's streak of 64-consecutive made field goals of 40-yards-or-less in the regular season came to an end against Arizona, as did his stretch of 22-consecutive overall in the regular season. He did bounce back from the one miss (38 yards) to hit from 48 and 47 yards to finish the game.

Score by Quarters	Q1	Q2	Q3	Q4	Total
Arizona Cardinals	0	7	0	3	10
San Diego Chargers	7	21	10	3	41

TM	Q	Time	Play Description (PAT & Drive)	ARI	SD
SD	1	4:45	Gates 33 yd pass from Rivers (Kaeding kick) (8-89, 4:45)	0	7
ARI	2	13:34	Rhodes 42 yd fumble return (Feely kick)	7	7
SD	2	10:31	Tolbert 5 yd run (Kaeding kick) (5-63, 3:03)	7	14
SD	2	3:30	Gates 26 yd pass from Rivers (Kaeding kick) (9-65, 4:14)	7	21
SD	2	2:30	Phillips 31 yd interception return (Kaeding kick)	7	28
SD	3	3:55	Kaeding 48 yd Field Goal (6-32, 3:41)	7	31
SD	3	1:31	Mathews 15 yd run (Kaeding kick) (1-15, 0:07)	7	38
SD	4	10:49	Kaeding 47 yd Field Goal (8-35, 4:11)	7	41
AZ	4	3:17	Feely 53 yd Field Goal (8-29, 4:05)	10	41

Attendance — 62,189



Oakland Raiders 35, San Diego Chargers 27 Sunday, October 10, 2010 Oakland Alameda-Coliseum (Oakland, CA)

The Chargers gave up the game's first 12 points due to special teams miscues, yet rallied to take the lead before ultimately falling to the Oakland Raiders, 35-27. The game, which took nearly four hours to play, featured a number of oddities, including a punt blocked out of the end zone for a safety, another blocked and returned for a touchdown, a fumble returned for a touchdown and three lost fumbles by San Diego. The Chargers fought back from the 12-0 deficit to take a 24-15 lead, but Oakland rallied as well with two scores and the Raiders grabbed a 28-27 advantage late in the fourth quarter. The Chargers mounted a late drive and were within range to try a potential game-winning field goal, but a costly holding penalty was followed one play later by a fumble return touchdown for the Raiders, who held on and picked up their first win over the Chargers since 2003.



Antonio Gates caught a 19-yard touchdown pass in the second quarter, his team-record-tying ninth-straight game with a TD catch (Lance Alworth, 1963)...Gates slipped between two Raiders defenders for the score.

Malcom Floyd had 213 yards receiving, only the eighth 200-yard game and tied with **Lance Alworth** for the fourth-best single-game performance in team history...it was the most yards in a game by a Chargers receiver since Sept. 15, 1985 when **Wes Chandler** had 243...Floyd became only the third Charger with more than 200 yards in a game as Alworth had five such outings and Chandler had two...Floyd's 41-yard touchdown catch in the third quarter gave the Chargers a 24-15 lead...he also had a team-record 154 yards in the first half.

Malcom Floyd

Philip Rivers passed for 431 yards, the ninth-best passing day in team history, and his second 400-yard game of 2010...his 290 yards in the first half was a career high.

Kevin Burnett paced the Chargers' defense with 11 tackles and two sacks for his second-consecutive multi-sack game.

Score by Quarters	Q1	Q2	Q3	Q4	Total
San Diego Chargers	0	17	7	3	27
Oakland Raiders	12	3	7	13	35

TM	Q	Time	Play Description (PAT & Drive)	SD	OAK
OAK	1	13:56	Punt blocked by Cartwright out of bounds in end zone	0	2
OAK	1	12:03	Janikowski 50 yd Field Goal (5-18, 1:53)	0	5
OAK	1	10:33	Eugene 5 yd return of blocked punt (Janikowski kick)	0	12
SD	2	10:07	Gates 19 yd pass from Rivers (Kaeding kick) (8-77, 4:01)	7	12
SD	2	4:49	Tolbert 4 yd run (Kaeding kick) (8-81, 4:08)	14	12
OAK	2	0:58	Janikowski 30 yd Field Goal (12-55, 3:51)	14	15
SD	2	0:01	Kaeding 43 yd Field Goal (6-45, 0:57)	17	15
SD	3	7:38	Floyd 41 yd pass from Rivers (Kaeding kick) (2-63, 0:42)	24	15
OAK	3	1:12	Miller 1 yd pass from Campbell (Janikowski kick) (12-97, 6:26)	24	22
SD	4	12:00	Kaeding 34 yd Field Goal (9-63, 4:12)	27	22
OAK	4	3:39	Bush 3 yd run (pass failed) (14-73, 8:21)	27	28
OAK	4	0:58	Branch 64 yd fumble return (Janikowski kick)	27	35

Attendance — 48,279

SAN DIEGO CHARGERS / WEEK 6 / THROUGH SUNDAY, OCTOBER 17, 2010

WON 2, LOST 4				* RUSHING	No.	Yds	Avg	Long	TD			
09/13 L 14-21	at Kansas City	71,297	Tolbert		66	295	4.5	29	5			
09/19 W 38-13	Jacksonville	62,691	Mathews		55	282	5.1	20	1			
09/26 L 20-27	at Seattle	67,106	Sproles		19	80	4.2	34	0			
10/03 W 41-10	Arizona	62,189	Hester		10	26	2.6	6	0			
10/10 L 27-35	at Oakland	48,279	Rivers		5	21	4.2	14	0			
10/17 L 17-20	at St. Louis	52,472	Naanee		3	-2	-7	5	0			
10/24	New England		Volek		3	-3	-1.0	-1	0			
10/31	Tennessee		TEAM		161	699	4.3	34	6			
11/07	at Houston		OPPONENTS		150	549	3.7	56t	3			
11/22	Denver		* RECEIVING	No.	Yds	Avg	Long	TD				
11/28	at Indianapolis		Gates		31	490	15.8	34	7			
12/05	Oakland		Floyd		24	513	21.4	55	3			
12/12	Kansas City		Davis		15	206	13.7	49	1			
12/16	San Francisco		Sproles		15	155	10.3	43	0			
12/26	at Cincinnati		Crayton		11	211	19.2	29	0			
01/02	at Denver		Naanee		11	181	16.5	59t	1			
	S.D.	Opp.	Hester		9	70	7.8	21	0			
TOTAL FIRST DOWNS	144	86	Tolbert		8	57	7.1	13	0			
Rushing	36	29	Mathews		8	56	7.0	17	0			
Passing	99	53	McMichael		4	60	15.0	28	0			
Penalty	9	4	Kr. Wilson		2	17	8.5	16	0			
3rd Down: Made/Att	28/71	30/80	TEAM		138	2016	14.6	59t	12			
3rd Down Pct.	39.4	37.5	OPPONENTS		102	1098	10.8	58	5			
4th Down: Made/Att	1/6	3/8	* INTERCEPTIONS	No.	Yds	Avg	Long	TD				
4th Down Pct.	16.7	37.5	Cason		2	23	11.5	21	0			
POSSESSION AVG.	32:55	27:05	Phillips		1	31	31.0	31t	1			
TOTAL NET YARDS	2596	1531	Burnett		1	2	2.0	2	0			
Avg. Per Game	432.7	255.2	Gregory		1	0	0.0	0	0			
Total Plays	400	351	Jammer		1	0	0.0	0	0			
Avg. Per Play	6.5	4.4	Siler		1	0	0.0	0	0			
NET YARDS RUSHING	699	549	TEAM		7	56	8.0	31t	1			
Avg. Per Game	116.5	91.5	OPPONENTS		5	63	12.6	34	0			
Total Rushes	161	150	* PUNTING	No.	Yds	Avg	Net	TB	In	Lg	B	
NET YARDS PASSING	1897	982	Scifres		22	1089	49.5	25.9	5	3	67	3
Avg. Per Game	316.2	163.7	TEAM		25	1089	43.6	25.9	5	3	67	3
Sacked/Yards Lost	18/119	21/116	OPPONENTS		29	1218	42.0	36.9	2	8	63	0
Gross Yards	2016	1098	* PUNT RETURNS	Ret	FC	Yds	Avg	Long	TD			
Att./Completions	221/138	180/102	Sproles		12	6	85	7.1	13	0		
Completion Pct.	62.4	56.7	Crayton		2	2	23	11.5	13	0		
Had Intercepted	5	7	TEAM		14	8	108	7.7	13	0		
PUNTS/AVERAGE	25/43.6	29/42.0	OPPONENTS		14	2	341	24.4	94t	1		
NET PUNTING AVG.	25/25.9	29/36.9	* KICKOFF RETURNS	No.	Yds	Avg	Long	TD				
PENALTIES/YARDS	38/266	36/254	Sproles		20	448	22.4	33	0			
FUMBLES/BALL LOST	11/9	8/4	Crayton		1	31	31.0	31	0			
TOUCHDOWNS	19	14	TEAM		21	479	22.8	33	0			
Rushing	6	3	OPPONENTS		28	703	25.1	101t	2			
Passing	12	5	* FIELD GOALS	1-19	20-29	30-39	40-49	50+				
Returns	1	6	Kaeding	0/ 0	1/ 1	1/ 2	5/ 6	0/0				
* SCORE BY PERIODS	Q1	Q2	Q3	Q4	OT	PTS	TEAM	0/ 0	1/ 1	1/ 2	5/ 6	0/0
TEAM	21	55	46	35	0	157	OPPONENTS	0/ 0	2/ 2	2/ 2	3/ 3	2/2
OPPONENTS	22	44	14	36	0	126	Kaeding: () (41G) (29G) (38N,48G,47G) (43G,34G) (41G,49B)					
* SCORING	TD-Ru-Pa-Rt	K-PAT	FG	S	PTS	OPP: () (44G,48G) (23G,23G) (53G) (50G,30G) (39G,48G)						
Gates	7	0	7	0	0	42						
Kaeding	0	0	0	0	18/18	7/ 9	0	39				
Tolbert	5	5	0	0	0	30						
Floyd	3	0	3	0	0	18						
Naanee	1	0	1	0	0	8						
Davis	1	0	1	0	0	6						
Mathews	1	1	0	0	0	6						
Phillips	1	0	0	1	0	6						
Siler	0	0	0	0	0	2						
TEAM	19	6	12	1	18/18	7/ 9	1	157				
OPPONENTS	14	3	5	6	13/13	9/ 9	1	126				
2-Pt Conv: Naanee, TM 1-1, OPP 0-1												
SACKS: Phillips 6, Burnett 5, Garay 2, Cesaire 1.5, Applewhite 1, Cooper 1, T. Johnson 1, Siler 1, Tucker 1, Castillo 0.5, English 0.5, Weddle 0.5, TM 21, OPP 17												
FUM/LOST: Rivers 4/2, Mathews 2/2, Sproles 2/2, Tolbert 2/2, Naanee 1/1												

* PASSING	Att	Cmp	Yds	Cmp%	Yds/Att	TD	TD%	Int	Int%	Long	Sack/Lost	Rating
Rivers	220	137	2008	62.3	9.13	12	5.5	5	2.3	59t	18/ 119	100.7
Volek	1	1	8	100.0	8.00	0	0.0	0	0.0	8	0/ 0	100.0
TEAM	221	138	2016	62.4	9.12	12	5.4	5	2.3	59t	18/ 119	100.8
OPPONENTS	180	102	1098	56.7	6.10	5	2.8	7	3.9	58	21/ 116	67.8

San Diego Chargers 2010 Defensive Statistics - (provided by team's coaching staff)

	<u>T</u>	<u>A</u>	<u>TT</u>	<u>TFL</u>	<u>SK</u>	<u>PR</u>	<u>QBH</u>	<u>BB</u>	<u>INT</u>	<u>FF</u>	<u>FR</u>	<u>PD</u>
Defensive Line												
Boone	0	0	0			4	1					
Castillo	8	9	17	4	0.5-1.5	5	1				1	
Cesaire	10	7	17	5	1.5-7.5	4	3					
Garay	15	9	24	3	2-15	4	5					
Johnson	7	6	13	1	1-0	2	2					
Nwagbuo	3	3	6	1		1	1					
Thomas	3	2	5									
Linebackers												
Applewhite	8	9	17	1	1-4	2	1			1		1
Barnes	2	0	2	1		1	1					1
Burnett	36	14	50	6	5-30	1	5		1-2	2	1	3
Cooper	20	8	28	1	1-0		1			1		2
English	3	3	6	1	0.5-4	2						
Holt	0	1	1									
Lang	0	0	0									
Merriman	3	2	5			1						
Phillips	22	9	31	8	6-37	4	7		1-31			5
Siler	10	4	14	4	1-7		2		1-0			1
Tucker	1	0	1	1	1-6		2					
Secondary												
Bennett	0	0	0									
Cason	17	6	23						2-23	1		4
Gregory	22	7	29	1					1-0	1		1
Jammer	15	4	19						1-0			4
Oliver	12	6	18							1	1	
Strickland	6	6	12									1
Weddle	26	5	31	5	0.5-4	1	1					2

San Diego Chargers 2010 Special Teams Statistics - (provided by game play-by-plays)

	<u>T</u>	<u>A</u>	<u>TT</u>	<u>FF</u>	<u>FR</u>	<u>BLK</u>
Spillman	6	0	6			
Kion Wilson	5	0	5	1		
Tolbert	3	2	5			
Teal	4	0	4			
Oliver	3	0	3			
Goodman	2	0	2			
Hester	2	0	2			
Holt	2	0	2			
McMichael	2	0	2			
Scifres	2	0	2			
Tucker	1	1	2			
Kris Wilson	1	1	2			
Applewhite	1	0	1			
Bennett	1	0	1			
Carter	1	0	1			
Jammer	1	0	1			
Naanee	1	0	1			
Obiozor	1	0	1			
Siler	1	0	1			
Weddle	1	0	1			

SAN DIEGO CHARGERS — 2010 GAME-BY-GAME INDIVIDUAL STATISTICS

Passing Date	P.Rivers Opponent	Att	Cmp	Yds	Cmp%	Yds/Att	TD	TD%	INT	INT%	LG	Sack/Lost	Rating
9/13	@ KC	39	22	298	56.4	7.64	2	5.1	0	0.0	59t	2/18	98.0
9/19	Jax	29	22	334	75.9	11.52	3	10.3	2	6.9	54t	1/8	119.0
9/26	@ Sea	53	29	455	54.7	8.58	2	3.8	2	3.8	49	4/26	80.3
10/3	Arizona	20	15	241	75.0	12.05	2	10.0	0	0.0	33t	1/10	148.1
10/10	@ Oak	42	27	431	64.3	10.26	2	4.8	0	0.0	55	3/16	114.3
10/17	@ St. L	37	22	249	59.5	6.73	1	2.7	1	2.7	29	7/41	77.4
TOTALS		220	137	2008	62.3	9.13	12	5.5	5	2.3	59t	18/119	100.7

Passing Date	B. Volek Opponent	Att	Cmp	Yds	Cmp%	Yds/Att	TD	TD%	INT	INT%	LG	Sack/Lost	Rating
9/13	@ KC		DNP										
9/19	Jax	0	0	0	00.0	0.0	0	0.0	0	0.0	0	0/0	0.0
9/26	@ Sea		DNP										
10/3	Arizona	1	1	8	100.0	8.0	0	0.0	0	0.0	8	0/0	100.0
10/10	@ Oak		DNP										
10/17	@ St. L		DNP										
TOTALS		1	1	8	100.0	8.0	0	0.0	0	0.0	8	0/0	100.0

Rushing Date	Opp	M.Tolbert					R.Mathews					D.Sproles				
		No	Yds	Avg	LG	TD	No	Yds	Avg	LG	TD	No	Yds	Avg	LG	TD
9/13	@ KC	2	26	13.0	23	0	19	75	3.9	15	0	5	3	0.6	3	0
9/19	Jax	16	82	5.1	29	2	5	26	5.2	15	0	5	37	7.4	34	0
9/26	@ Sea	17	73	4.3	13	0	Ina					1	16	16.0	16	0
10/3	Arizona	16	100	6.3	23	1	9	55	6.1	20	1	6	17	2.8	8	0
10/10	@ Oak	12	11	0.9	9	1	9	59	6.6	17	0	2	1	0.5	2	0
10/17	@ St. L	3	3	1.0	1t	1	12	64	5.3	19	0	1	9	9.0	9	0
TOTALS		66	295	4.5	29	5	55	282	5.1	20	1	19	80	4.2	34	0

Rushing Date	Opp	J.Hester					P.Rivers					B.Volek				
		No	Yds	Avg	LG	TD	No	Yds	Avg	LG	TD	No	Yds	Avg	LG	TD
9/13	@ KC	0	0	0	--	0	3	5	1.7	6	0		DNP			
9/19	Jax	3	7	2.3	4	0	0	0	0	--	0	1	-1	-1.0	-1	0
9/26	@ Sea	0	0	0	--	0	1	2	2.0	2	0		DNP			
10/3	Arizona	5	10	2.0	5	0	0	0	0	--	0	2	-2	-1.0	-1	0
10/10	@ Oak	1	6	6.0	6	0	1	14	14.0	14	0		DNP			
10/17	@ St. L	1	3	3.0	3	0	0	0	0	--	0		DNP			
TOTALS		10	26	2.6	6	0	5	21	4.2	14	0	3	-3	-1.0	0	0

Rushing Date	Opp	L.Naanee				
		No	Yds	Avg	LG	TD
9/13	@ KC	0	0	0	--	0
9/19	Jax	0	0	0	--	0
9/26	@ Sea	2	-2	-1.0	5	0
10/3	Arizona	0	0	0	--	0
10/10	@ Oak	1	0	0.0	0	0
10/17	@ St. L		INA			
TOTALS		3	-2	-0.7	5	0

Receiving Date	Opp	A.Gates					M. Floyd					L. Naanee							
		Tar	Rec	Yds.	Avg.	LG	TD	Tar	Rec	Yds.	Avg.	LG	TD	Tar	Rec	Yds.	Avg.	LG	TD
9/13	@ KC	6	5	76	15.2	34	1	12	3	48	16.0	22	0	8	5	110	22.0	59t	1
9/19	Jax	7	5	57	11.4	26	2	4	3	95	31.7	54t	1	3	1	14	14.0	14	0
9/26	@ Sea	13	7	109	15.6	28	1	10	6	97	16.2	25	1	8	4	53	13.3	20	0
10/3	Arizona	7	7	144	20.6	33t	2	3	2	45	22.5	31	0	2	1	4	4.0	4	0
10/10	@ Oak	7	5	92	18.4	28	1	10	8	213	26.6	55	1	0	0	0	0.0	0	0
10/17	@ St. L	3	2	12	6.0	9	0	5	2	15	7.5	12	0		INA				
TOTALS		43	31	490	15.8	34	7	44	24	513	21.4	55	3	21	11	181	16.5	59t	1

Receiving Date	Opp	B. Davis					D. Sproles					J. Hester							
		Tar	Rec	Yds.	Avg.	LG	TD	Tar	Rec	Yds.	Avg.	LG	TD	Tar	Rec	Yds.	Avg.	LG	TD
9/13	@ KC	4	2	26	13.0	22	0	3	2	2	1.0	4	0	2	2	6	3.0	3	0
9/19	Jax	6	5	48	9.6	21	0	4	4	63	15.8	43	0	0	0	0	0	0	0
9/26	@ Sea	3	3	82	27.3	49	0	4	1	10	10.0	10	0	3	1	2	2.0	2	0
10/3	Arizona	1	0	0	0.0	0	0	0	0	0	0	0	0	3	3	40	13.3	21	0
10/10	@ Oak	7	2	11	5.5	6	0	4	3	32	10.7	23	0	3	2	16	8.0	11	0
10/17	@ St. L	8	3	39	13.0	17	1	6	5	48	9.6	11	0	1	1	6	6.0	6	0
TOTALS		29	15	206	13.7	49	0	21	15	155	10.3	43	0	12	9	70	7.8	21	0

Receiving Date	Opp	M. Tolbert					P. Crayton					R. Mathews							
		Tar	Rec	Yds.	Avg.	LG	TD	Tar	Rec	Yds.	Avg.	LG	TD	Tar	Rec	Yds.	Avg.	LG	TD
9/13	@ KC	0	0	0	0	0	0		DNP					2	1	2	2.0	2	0
9/19	Jax	1	1	13	13.0	13	0	1	1	15	15.0	15	0	2	2	29	14.5	17	0
9/26	@ Sea	4	3	17	5.7	8	0	4	3	57	19.0	23	0		INA				
10/3	Arizona	2	2	3	1.5	8	0	0	0	0	0	0	0	1	1	13	13.0	13	0
10/10	@ Oak	3	2	24	12.0	13	0	4	1	22	22.0	22	0	1	1	0	0.0	0	0
10/17	@ St. L	0	0	0	0.0	0	0	7	6	117	19.5	29	0	4	3	12	4.0	11	0
TOTALS		10	8	57	7.1	13	0	16	11	211	19.2	29	0	10	8	56	7.0	17	0

2010

-- DEFENSIVE GAME-BY-GAME --

2010

Game #	Date	Opponent	Boone				Castillo				Cesaire				Garay				Johnson				Martin				Nwagbuo				Thomas				Applewhite				Burnett				Cooper				English							
			TKL	TFL	SKS	INT	TKL	TFL	SKS	INT	TKL	TFL	SKS	INT	TKL	TFL	SKS	INT	TKL	TFL	SKS	INT	TKL	TFL	SKS	INT	TKL	TFL	SKS	INT	TKL	TFL	SKS	INT	TKL	TFL	SKS	INT	TKL	TFL	SKS	INT	TKL	TFL	SKS	INT								
1	9/13	at KC	0	0	0	0	2	0	0	0	2	0	0	0	2	0	0	0	2	0	0	0	INA				3	1	0	0	INA				0	0	0	0	6	0	0	0	5	0	0	0	4	0	0	0				
2	9/19	Jax	0	0	0	0	1	1	0	0	4	2	1	0	2	0	0	0	2	0	0	0	INA				1	0	0	0	INA				4	0	0	0	9	0	0	1	INA				2	1	0.5	0				
3	9/26	at Sea	0	0	0	0	5	0	0	0	1	0	0	0	4	0	0	0	0	0	0	0	INA				1	0	0	0	INA				3	1	1	0	7	0	0	0	INA				INA				INA			
4	10/3	Arizona		INA			1	0	0	0	2	0	0	0	2	1	1	0	4	1	1	0	INA				1	0	0	0	INA				4	0	0	0	9	2	2	0	5	0	0	0	INA				INA			
5	10/10	at Oak		NOR			3	1	0	0	4	1	0	0	7	0	0	0	2	0	0	0	INA				0	0	0	0	3	0	0	0	2	0	0	0	11	2	2	0	8	1	1	0	INA				INA			
6	10/17	at St. L		NOR			5	2	0.5	0	4	2	0.5	0	7	2	1	0	3	0	0	0	INA					INA			2	0	0	0	4	0	0	0	8	2	1	0	10	0	0	0	INA				INA			

-- DEFENSIVE GAME-BY-GAME --

Game #	Opponent	DATE	Holt				Lang				Merriman				Phillips				Siler				Tucker				Bennett				Cason				Gregory				Hughes				Jammer				Olver			
			TKL	TFL	SKS	INT	TKL	TFL	SKS	INT	TKL	TFL	SKS	INT	TKL	TFL	SKS	INT	TKL	TFL	SKS	INT	TKL	TFL	SKS	INT	TKL	TFL	SKS	INT	TKL	TFL	SKS	INT	TKL	TFL	SKS	INT	TKL	TFL	SKS	INT	TKL	TFL	SKS	INT				
1	9/13	at KC	0	0	0	0		INA				INA			6	2	1	0	0	0	0	0	0	0	0	0	0	0	0	0	4	0	0	0	7	0	0	0		INA			1	0	0	0	0	0	0	0
2	9/19	Jax	1	0	0	0		INA			4	0	0	0	2	0	0	0	6	1	0	1	0	0	0	0	0	0	0	0	6	0	0	2	12	0	0	0		INA			6	0	0	0	2	0	0	0
3	9/26	at Sea	0	0	0	0	0	0	0	0	1	0	0	0	7	2	1	0	8	3	1	0		INA			0	0	0	0	5	0	0	0	4	0	0	0		NOR			5	0	0	1	0	0	0	0
4	10/3	Arizona		IR			0	0	0	0	0	0	0	0	7	4	4	1	0	0	0	0	1	1	1	0	0	0	0	0	3	0	0	0	6	1	0	1		NOR			2	0	0	0	2	0	0	0
5	10/10	at Oak		IR			0	0	0	0		INA			5	0	0	0		INA				IR				INA			2	0	0	0		SUS			0	0	0	0	3	0	0	0	8	0	0	0
6	10/17	at St. L		IR			0	0	0	0		NOR			4	0	0	0		INA				IR				NOR			3	0	0	0		SUS			0	0	0	0	2	0	0	0	6	0	0	0

2010 Regular Season Offensive Statistics by Game for San Diego Chargers

<u>Game</u>	<u>9/13@KC</u>	<u>9/19JAX</u>	<u>9/26@SEA</u>	<u>10/3ARZ</u>	<u>10/10@OAK</u>	<u>10/17@SL</u>
Points	14	38	20	41	27	17
1st Qtr	7	7	0	7	0	0
2nd Qtr	0	14	0	21	17	3
3rd Qtr	7	3	12	10	7	7
4th Qtr	0	14	8	3	3	7
Overtime	0	0	0	0	0	0
TDs (Ru-P-Ret)	0-2-0	2-3-0	0-2-0	2-2-1	1-2-0	1-1-0
PATs (M/A)	2-2	5-5	1-1	5-5	3-3	2-2
2PT Convs (M/A)	0-0	0-0	1-1	0-0	0-0	0-0
FGs (M/A)	0-0	1-1	1-1	2-3	2-2	1-2
Safeties	0	0	1	0	0	0
First Downs	18	25	27	23	29	22
Rushing	4	7	5	9	5	6
Passing	14	17	22	12	19	15
Penalty	0	1	0	2	5	1
3rd Down Conv (M/A)	4-15	4-8	6-14	5-10	5-12	4-12
3rd Down Conv Pct	26.67%	50.00%	42.86%	50.00%	41.67%	33.33%
4th Down Conv (M/A)	1-3	0-0	0-2	0-0	0-1	0-0
4th Down Conv Pct	33.33%	0.00%	0.00%	0.00%	0.00%	0.00%
Red Zone Conv (M/A)	1-2	4-5	2-6	2-3	2-6	2-3
Red Zone Conv Pct	50.00%	80.00%	33.33%	66.67%	33.33%	66.67%
Goal to Go Conv (M/A)	1-2	4-4	2-2	0-0	1-2	2-2
Goal to Go Conv Pct	50.00%	100.00%	100.00%	0.00%	50.00%	100.00%
Total Net Yards	389	477	518	419	506	287
Total Off. Plays	70	60	78	60	71	61
Avg. Gain Per Play	5.6	8.0	6.6	7.0	7.1	4.7
Net Yards Rushing	109	151	89	180	91	79
Total Rushing Plays	29	30	21	38	26	17
Avg. Gain Per Rush	3.8	5.0	4.2	4.7	3.5	4.6
Net Yards Passing	280	326	429	239	415	208
Times Sacked	2	1	4	1	3	7
Yards Lost on Sacks	18	8	26	10	16	41
Gross Yards Passing	298	334	455	249	431	249
Pass Attempts	39	29	53	21	42	37
Pass Completions	22	22	29	16	27	22
Completion Pct	56.41%	75.86%	54.72%	76.19%	64.29%	59.46%
Avg. Gain Per Pass	6.8	10.9	7.5	10.9	9.2	4.7
Interceptions	0	2	2	0	0	1
Fumbles / Fum. Lost	3-1	1-1	3-3	1-1	3-3	0-0
Penalties	5	4	11	5	7	6
PenaltyYards	30	25	83	44	53	31
Punts	8	2	5	1	3	6
Gross Punting Average	47.8	17.0	41.4	67.0	14.0	59.5
Touchbacks	3	0	0	0	0	2
Inside20	0	0	3	0	0	0
Punts Blocked	0	1	0	0	2	0
Net Punting Average	20.3	11.3	32.6	48.0	-0.8	40.8
Punt Returns	5	0	2	3	2	2
Punt Return Yards	33	0	23	19	20	13
Punt Return Avg.	6.6	0.0	11.5	6.3	10.0	6.5
Fair Catches	3	0	2	1	1	1
Kickoff Returns	2	3	5	2	4	5
Kickoff Return Yards	32	56	132	51	93	115
Kickoff Return Avg.	16.0	18.7	26.4	25.5	23.3	23.0
Time of Possession	37:28	29:36	36:04	34:58	32:46	26:37

2010 Regular Season Defensive Statistics by Game for San Diego Chargers

Game	9/13 @ KC	9/19 JAX	9/26 @ SEA	10/3 ARZ	10/10 @ OAK	10/17 @ SL
Points	21	13	27	10	35	20
1st Qtr	7	3	0	0	12	10
2nd Qtr	14	3	10	7	3	7
3rd Qtr	0	0	7	0	7	0
4th Qtr	0	7	10	3	13	3
Overtime	0	0	0	0	0	0
TDs (Ru-P-Ret)	1-1-0	0-1-0	0-1-2	0-0-1	1-1-2	1-1-0
PATs (M/A)	3-3	1-1	3-3	1-1	3-3	2-2
2PT Convs (M/A)	0-0	0-0	0-0	0-0	0-1	0-0
FGs (M/A)	0-0	2-2	2-2	1-1	2-2	2-2
Safeties	0	0	0	0	1	0
First Downs	9	20	13	10	14	20
Rushing	5	6	4	3	4	7
Passing	4	14	8	7	9	11
Penalty	0	0	1	0	1	2
3rd Down Conv (M/A)	1-11	6-12	6-13	4-12	6-15	7-17
3rd Down Conv Pct	9.09%	50.00%	46.15%	33.33%	40.00%	41.18%
4th Down Conv (M/A)	0-1	1-3	0-0	0-1	2-3	0-0
4th Down Conv Pct	0.00%	33.33%	0.00%	0.00%	66.67%	0.00%
Red Zone Conv (M/A)	1-1	1-2	1-4	0-0	2-3	1-2
Red Zone Conv Pct	100.00%	50.00%	25.00%	0.00%	66.67%	50.00%
Goal to Go Conv (M/A)	1-1	1-1	1-2	0-0	1-1	1-1
Goal to Go Conv Pct	100.00%	100.00%	50.00%	0.00%	100.00%	100.00%
Total Net Yards	197	350	271	134	279	300
Total Off. Plays	49	68	56	51	58	69
Avg. Gain Per Play	4.0	5.1	4.8	2.6	4.8	4.3
Net Yards Rushing	135	71	68	47	111	117
Total Rushing Plays	26	24	21	14	30	35
Avg. Gain Per Rush	5.2	3.0	3.2	3.4	3.7	3.3
Net Yards Passing	62	279	203	87	168	183
Times Sacked	1	2	3	9	3	3
Yards Lost on Sacks	6	14	17	59	5	15
Gross Yards Passing	68	293	220	146	173	198
Pass Attempts	22	42	32	28	25	31
Pass Completions	10	26	19	15	14	18
Completion Pct	45.45%	61.90%	59.38%	53.57%	56.00%	58.06%
Avg. Gain Per Pass	2.7	6.3	5.8	2.4	6.0	5.4
Interceptions	0	4	1	2	0	0
Fumbles / Fum. Lost	1-0	2-2	1-1	1-1	3-0	0-0
Penalties	3	5	5	5	12	6
PenaltyYards	35	33	32	34	85	35
Punts	9	0	5	5	4	6
Gross Punting Average	38.2	0.0	40.4	42.8	52.8	41.2
Touchbacks	0	0	1	0	0	1
Inside20	3	0	2	1	1	1
Punts Blocked	0	0	0	0	0	0
Net Punting Average	34.6	0.0	31.8	39.0	47.8	35.7
Punt Returns	5	0	3	1	1	4
Punt Return Yards	160	0	44	19	46	72
Punt Return Avg.	32.0	0.0	14.7	19.0	46.0	18.0
Fair Catches	0	0	2	0	0	0
Kickoff Returns	3	6	4	7	5	3
Kickoff Return Yards	59	112	253	119	91	69
Kickoff Return Avg.	19.7	18.7	63.3	17.0	18.2	23.0
Time of Possession	22:32	30:24	23:56	25:02	27:14	33:23

San Diego Chargers 2010 Numerical – (as of Oct. 18, 2010)

No.	Name	Pos.	Ht.	Wt.	Age	Exp.	College	How Acq.	GP-GS-DNP-INA ('10)
4	J.T. O'Sullivan	QB	6-2	232	31	8	California-Davis	FA-'10	0-0-0-5
5	Mike Scifres	P	6-2	221	30	8	Western Illinois	D5-'03	5-0-0-0
7	Billy Volek	QB	6-2	214	34	11	Fresno State	T (TEN)-'06	2-0-3-0
10	Nate Kaeding	K	6-0	187	28	7	Iowa	D3A-'04	5-0-0-0
11	Legedu Naanee	WR	6-2	220	27	4	Boise State	D5-'07	5-5-0-0
12	Patrick Crayton	WR	6-0	205	31	7	Northwestern Oklahoma St.	T (DAL)-'10	4-0-1-0
15	Richard Goodman	WR	6-0	192	23	R	Florida State	FA-'10	0-0-0-0
17	Philip Rivers	QB	6-5	228	28	7	North Carolina State	T (NYG)-'04	5-5-0-0
20	Antoine Cason	CB	6-1	195	24	3	Arizona	D1-'08	5-5-0-0
22	Jacob Hester	RB	5-11	235	25	3	Louisiana State	D3-'08	5-3-0-0
23	Quentin Jammer	CB	6-0	204	31	9	Texas	D1-'02	5-5-0-0
24	Ryan Mathews	RB	6-0	218	23	R	Fresno State	D1-'10	4-2-0-1
25	Darrell Stuckey	SS	5-11	208	23	R	Kansas	D4-'10	1-0-0-4
27	Paul Oliver	FS	5-11	210	26	4	Georgia	D4 (Supp)-'07	5-1-0-0
30	Donald Strickland	CB	5-10	185	29	7	Colorado	FA-'10	5-0-0-0
31	Tyrone Carter	SS	5-9	200	34	11	Minnesota	FA-'10	0-0-0-1
32	Eric Weddle	FS	5-11	200	25	4	Utah	D2-'07	5-5-0-0
33	Dante Hughes	CB	5-10	190	25	4	California	FA-'09	1-0-0-2
35	Mike Tolbert	RB	5-9	243	24	3	Coastal Carolina	FA-'08	5-2-0-0
36	Quinton Teal	SS	6-0	205	26	4	Coastal Carolina	FA-'10	2-0-0-0
42	Kion Wilson	FB-LB	6-0	240	23	R	South Florida	FA-'10	2-0-0-0
43	Darren Sproles	RB-KR	5-6	190	27	6	Kansas State	D4-'05	5-1-0-0
47	Mike Windt	LS	6-1	252	24	R	Cincinnati	FA-'10	0-0-0-0
52	Larry English	OLB	6-2	255	24	2	Northern Illinois	D1-'09	2-2-0-3
54	Stephen Cooper	ILB	6-1	235	31	8	Maine	FA-'03	3-3-0-2
57	Brandon Lang	LB	6-3	266	24	R	Troy	FA-'10	3-0-0-2
58	Cyril Obiozor	OLB	6-4	249	24	1	Texas A&M	FA-'10	*1-0-0-0
59	Brandon Siler	ILB	6-2	239	24	4	Florida	D7-'07	4-2-0-1
61	Nick Hardwick	C	6-4	305	29	7	Purdue	D3B-'04	5-5-0-0
62	Brandyn Dombrowski	G-T	6-5	323	25	2	San Diego State	FA-'08	5-5-0-0
63	Scott Mruzkowski	C-G	6-5	310	28	6	Bowling Green	D7-'05	2-0-3-0
65	Louis Vasquez	G	6-5	335	23	2	Texas Tech	D3-'09	3-3-0-2
66	Jeromey Clary	T	6-6	320	26	4	Kansas State	D6A-'06	5-5-0-0
68	Kris Dielman	G	6-4	320	29	8	Indiana	FA-'03	5-5-0-0
69	Tyrone Green	G-T	6-2	316	24	2	Auburn	D4B-'09	4-2-1-0
71	Antonio Garay	DT	6-4	320	30	4	Boston College	FA-'09	5-5-0-0
73	Marcus McNeill	T	6-7	336	26	5	Auburn	D2-'06	0-0-0-0
74	Jacques Cesaire	DE	6-2	295	30	8	So. Connecticut State	FA-'03	5-5-0-0
76	Cam Thomas	DT	6-4	335	23	R	North Carolina	D5A-'10	1-0-0-4
78	Adam Terry	T	6-8	335	28	5	Syracuse	FA-'10	1-0-1-3
80	Malcom Floyd	WR	6-5	225	29	5	Wyoming	FA-'04	5-5-0-0
81	Randy McMichael	TE	6-3	248	31	9	Georgia	FA-'10	5-2-0-0
84	Buster Davis	WR	6-1	210	25	4	Louisiana State	D1-'07	5-0-0-0
85	Antonio Gates	TE	6-4	260	30	8	Kent State	FA-'03	5-5-0-0
88	Kris Wilson	TE	6-2	245	29	7	Pittsburgh	FA-'08	5-0-0-0
90	Antwan Applewhite	OLB	6-3	258	25	3	San Diego State	FA-'07	5-2-0-0
91	Ogemdi Nwagbuo	DE-DT	6-4	312	24	2	Michigan State	FA-'08	5-0-0-0
92	Vaughn Martin	DE-DT	6-4	330	24	2	Western Ontario	D4A-'09	0-0-0-5
93	Luis Castillo	DE	6-3	290	27	6	Northwestern	D1B-'05	5-5-0-0
95	Shaun Phillips	OLB	6-3	250	29	7	Purdue	D4-'04	5-5-0-0
96	Travis Johnson	DE-DT	6-3	311	28	6	Florida State	T (HOU)-'09	5-0-0-0
98	Antwan Barnes	OLB	6-1	251	25	4	Florida International	FA-'10	**0-0-0-0
99	Kevin Burnett	ILB	6-3	240	27	6	Tennessee	UFA (DAL)-'09	5-5-0-0

* Played in one game with Arizona in 2010 (not included here)

** Played in two games with Philadelphia in 2010 (not included here)

Practice Squad

13	Kole Heckendorf	WR	6-2	191	24	1	North Dakota State	FA-'10	0-0-0-0
37	Traye Simmons	CB	5-9	180	23	R	Minnesota	FA-'10	0-0-0-0
44	Curtis Brinkley	RB	5-9	208	25	1	Syracuse	FA-'09	0-0-1-0
49	Nate Triplett	LB	6-3	247	23	R	Minnesota	FA-'10	0-0-0-0
67	Ryan Otterson	T	6-5	291	23	R	Wyoming	FA-'10	0-0-0-0
79	Nick Richmond	T	6-8	309	23	R	Texas Christian	FA-'10	0-0-0-0
82	Kory Sperry	TE	6-5	250	25	2	Colorado State	FA-'10	0-0-0-0
89	Seyi Ajiroutu	WR	6-3	211	23	R	Fresno State	FA-'10	0-0-0-0

Reserve-Injured

50	David Binn	LS	6-3	228	38	17	California	FA-'94	0-0-0-0
51	Donald Butler	ILB	6-1	248	22	R	Washington	D3-'10	0-0-0-0
53	James Holt	LB	6-2	223	23	2	Kansas	FA-'09	3-0-0-0
56	Shawne Merriman	OLB	6-4	265	26	6	Maryland	D1A-'05	3-1-0-2
58	James Dearth	LS	6-4	265	34	10	Tarleton State	FA-'10	0-0-0-0
58	Ryan Neill	LS	6-3	253	27	4	Rutgers	FA-'10	2-0-0-0
94	Jyles Tucker	OLB	6-3	258	27	4	Wake Forest	FA-'07	3-0-0-1

Suspended

28	Steve Gregory	SS	5-11	195	27	5	Syracuse	FA-'06	4-4-0-0
----	---------------	----	------	-----	----	---	----------	--------	---------

San Diego Chargers 2010 Alpha Roster – (as of Oct. 18, 2010)

No.	Name	Pos.	Ht.	Wt.	Age	Exp.	College	High School	Hometown
90	Applewhite, Antwan	OLB	6-3	258	25	3	San Diego State	Narbonne	Los Angeles, Calif.
98	Barnes, Antwan	OLB	6-1	251	25	4	Florida International	Norland	Miami, Fla.
99	Burnett, Kevin	ILB	6-3	240	27	6	Tennessee	Dominguez	Compton, Calif.
31	Carter, Tyrone	SS	5-9	200	34	11	Minnesota	Ely	Pompano Beach, Fla.
20	Cason, Antoine	CB	6-1	195	24	3	Arizona	Los Alamitos	Long Beach, Calif.
93	Castillo, Luis	DE	6-3	290	27	6	Northwestern	Garfield	Garfield, N.J.
74	Cesaire, Jacques	DE	6-2	295	30	8	So. Connecticut St.	Gardner	Gardner, Mass.
66	Clary, Jeromey	T	6-6	320	26	4	Kansas State	Mansfield	Mansfield, Tex.
54	Cooper, Stephen	ILB	6-1	235	31	8	Maine	Wareham	Wareham, Mass.
12	Crayton, Patrick	WR	6-0	205	31	7	Northwestern Oklahoma St.	DeSoto	DeSoto, Tex.
84	Davis, Buster	WR	6-1	210	25	4	Louisiana State	Walker	New Orleans, La.
68	Dielman, Kris	G	6-4	320	29	8	Indiana	Troy	Troy, Ohio
62	Dombrowski, Brandyn	G-T	6-5	323	25	2	San Diego State	Green Valley	Henderson, Nev.
52	English, Larry	OLB	6-2	255	24	2	Northern Illinois	Marmion Military Academy	Aurora, Ill.
80	Floyd, Malcom	WR	6-5	225	29	5	Wyoming	River City	Sacramento, Calif.
71	Garay, Antonio	DT	6-4	320	30	4	Boston College	Rahway	Rahway, N.J.
85	Gates, Antonio	TE	6-4	260	30	8	Kent State	Central	Detroit, Mich.
15	Goodman, Richard	WR	6-0	192	23	R	Florida State	St. Thomas Aquinas	Ft. Lauderdale, Fla.
69	Green, Tyronne	G-T	6-2	316	24	2	Auburn	Woodham	Pensacola, Fla.
61	Hardwick, Nick	C	6-4	305	29	7	Purdue	Lawrence North	Indianapolis, Ind.
22	Hester, Jacob	RB	5-11	235	25	3	Louisiana State	Evangel Christian	Shreveport, La.
33	Hughes, Dante	CB	5-10	190	25	4	California	Crenshaw	Los Angeles, Calif.
23	Jammer, Quentin	CB	6-0	204	31	9	Texas	Angleton	Angleton, Tex.
96	Johnson, Travis	DE-DT	6-3	311	28	6	Florida State	Notre Dame	Sherman Oaks, Calif.
10	Kaeding, Nate	K	6-0	187	28	7	Iowa	West	Iowa City, Iowa
57	Lang, Brandon	LB	6-3	266	24	R	Troy	Tucker	Tucker, Ga.
92	Martin, Vaughn	DE-DT	6-4	330	24	2	Western Ontario	South Secondary	London, Ontario
24	Mathews, Ryan	RB	6-0	218	23	R	Fresno State	West	Bakersfield, Calif.
81	McMichael, Randy	TE	6-3	248	31	9	Georgia	Peach County	Fort Valley, Ga.
73	McNeill, Marcus	T	6-7	336	26	5	Auburn	Cedar Grove	Ellenwood, Ga.
63	Mruczkowski, Scott	C-G	6-5	310	28	6	Bowling Green	Benedictine	Garfield Heights, Ohio
11	Naanee, Legedu	WR	6-2	220	27	4	Boise State	Franklin	Portland, Ore.
91	Nwagbuo, Ogemdi	DE-DT	6-4	312	24	2	Michigan State	Mt. Miguel	Spring Valley, Calif.
58	Obiozor, Cyril	OLB	6-4	249	24	1	Texas A&M	Pearland	Pearland, Tex.
27	Oliver, Paul	FS	5-11	210	26	4	Georgia	Harrison	Kennesaw, Ga.
4	O'Sullivan, J.T.	QB	6-2	232	31	8	California-Davis	Jesuit	Carmichael, Calif.
95	Phillips, Shaun	OLB	6-3	250	29	7	Purdue	Willingboro	Willingboro, N.J.
17	Rivers, Philip	QB	6-5	228	28	7	North Carolina State	Athens	Athens, Ala.
5	Scifres, Mike	P	6-2	221	30	8	Western Illinois	Destrehan	Destrehan, La.
59	Siler, Brandon	ILB	6-2	239	24	4	Florida	Evans	Orlando, Fla.
43	Sproles, Darren	RB-KR	5-6	190	27	6	Kansas State	Olathe North	Olathe, Kan.
30	Strickland, Donald	CB	5-10	185	29	7	Colorado	Archbishop Riordan	San Francisco, Calif.
25	Stuckey, Darrell	SS	5-11	208	23	R	Kansas	Washington	Kansas City, Kan.
36	Teal, Quinton	SS	6-0	205	26	4	Coastal Carolina	Marlboro County	Bennettsville, S.C.
78	Terry, Adam	T	6-8	335	28	5	Syracuse	Queensbury	Queensbury, N.Y.
76	Thomas, Cam	DT	6-4	335	23	R	North Carolina	North Moore	Robbins, N.C.
35	Tolbert, Mike	RB	5-9	243	24	3	Coastal Carolina	Douglas County	Douglasville, Ga.
65	Vasquez, Louis	G	6-5	335	23	2	Texas Tech	Corsicana	Corsicana, Tex.
7	Volek, Billy	QB	6-2	214	34	11	Fresno State	Clovis West	Fresno, Calif.
32	Weddle, Eric	FS	5-11	200	25	4	Utah	Alta Loma	Alta Loma, Calif.
42	Wilson, Kion	FB-LB	6-0	240	23	R	South Florida	Raines	Jacksonville, Fla.
88	Wilson, Kris	TE	6-2	245	29	7	Pittsburgh	J.P. McCaskey	Lancaster, Pa.
47	Windt, Mike	LS	6-1	252	24	R	Cincinnati	Elder	Cincinnati, Ohio

Practice Squad

89	Ajirotutu, Seyi	WR	6-3	211	23	R	Fresno State	Oak Ridge	El Dorado Hills, Calif.
44	Brinkley, Curtis	RB	5-9	208	25	1	Syracuse	West Catholic	Philadelphia, Pa.
13	Heckendorf, Kole	WR	6-2	191	24	1	North Dakota State	Mosinee	Mosinee, Wis.
67	Otterson, Ryan	T	6-5	291	23	R	Wyoming	Thornton	Thornton, Colo.
79	Richmond, Nick	T	6-8	309	23	R	Texas Christian	South Garland	Garland, Tex.
37	Simmons, Traye	CB	5-9	180	23	R	Minnesota	Marietta	Marietta, Ga.
82	Sperry, Kory	TE	6-5	250	25	2	Colorado State	Pueblo County	Vineland, Colo.
49	Triplett, Nate	LB	6-3	247	23	R	Minnesota	Delano	Delano, Minn.

Reserve-Injured

50	Binn, David	LS	6-3	228	38	17	California	San Mateo	San Mateo, Calif.
51	Butler, Donald	ILB	6-1	248	22	R	Washington	Del Campo	Sacramento, Calif.
58	Dearth, James	LS	6-4	265	34	10	Tarleton State	Scurry-Roser	Scurry, Tex.
53	Holt, James	LB	6-2	223	23	2	Kansas	Altus	Altus, Okla.
56	Merriman, Shawne	OLB	6-4	265	26	6	Maryland	Frederick Douglass	Upper Marlboro, Md.
58	Neill, Ryan	LS	6-3	253	27	4	Rutgers	Wayne Hills	Wayne, N.J.
94	Tucker, Jyles	OLB	6-3	258	27	4	Wake Forest	Morristown Beard	Dover, N.J.

Suspended

28	Gregory, Steve	SS	5-11	195	27	5	Syracuse	Curtis	Staten Island, N.Y.
----	----------------	----	------	-----	----	---	----------	--------	---------------------

San Diego Chargers 2010 Roster by Position – (as of Oct. 18, 2010)

Quarterbacks – (3)		Pos.	Ht.	Wt.	Age	Exp.	College	How Acq.	GP-GS-DNP-INA ('10)
4	J.T. O'Sullivan	QB	6-2	232	31	8	California-Davis	FA-'10	0-0-0-5
7	Billy Volek	QB	6-2	214	34	11	Fresno State	T (TEN)-'06	2-0-3-0
17	Philip Rivers	QB	6-5	228	28	7	North Carolina State	T (NYG)-'04	5-5-0-0
Running Backs – (4)									
22	Jacob Hester	RB	5-11	235	25	3	Louisiana State	D3-'08	5-3-0-0
24	Ryan Mathews	RB	6-0	218	23	R	Fresno State	D1-'10	4-2-0-1
35	Mike Tolbert	RB	5-9	243	24	3	Coastal Carolina	FA-'08	5-2-0-0
43	Darren Sproles	RB-KR	5-6	190	27	6	Kansas State	D4-'05	5-1-0-0
Wide Receivers – (5)									
11	Legedu Naanee	WR	6-2	220	27	4	Boise State	D5-'07	5-5-0-0
12	Patrick Crayton	WR	6-0	205	31	7	Northwestern Oklahoma St.	T (DAL)-'10	4-0-1-0
15	Richard Goodman	WR	6-0	192	23	R	Florida State	FA-'10	0-0-0-0
80	Malcom Floyd	WR	6-5	225	29	5	Wyoming	FA-'04	5-5-0-0
84	Buster Davis	WR	6-1	210	25	4	Louisiana State	D1-'07	5-0-0-0
Tight Ends – (3)									
81	Randy McMichael	TE	6-3	248	31	9	Georgia	FA-'10	5-2-0-0
85	Antonio Gates	TE	6-4	260	30	8	Kent State	FA-'03	5-5-0-0
88	Kris Wilson	TE	6-2	245	29	7	Pittsburgh	FA-'08	5-0-0-0
Offensive Linemen – (9)									
61	Nick Hardwick	C	6-4	305	29	7	Purdue	D3B-'04	5-5-0-0
62	Brandyn Dombrowski	G-T	6-5	323	25	2	San Diego State	FA-'08	5-5-0-0
63	Scott Mrczkowski	C-G	6-5	310	28	6	Bowling Green	D7-'05	2-0-3-0
65	Louis Vasquez	G	6-5	335	23	2	Texas Tech	D3-'09	3-3-0-2
66	Jeromey Clary	T	6-6	320	26	4	Kansas State	D6A-'06	5-5-0-0
68	Kris Dielman	G	6-4	320	29	8	Indiana	FA-'03	5-5-0-0
69	Tyronne Green	G-T	6-2	316	24	2	Auburn	D4B-'09	4-2-1-0
73	Marcus McNeill	T	6-7	336	26	5	Auburn	D2-'06	0-0-0-0
78	Adam Terry	T	6-8	335	28	5	Syracuse	FA-'10	1-0-1-3
Defensive Linemen – (7)									
71	Antonio Garay	DT	6-4	320	30	4	Boston College	FA-'09	5-5-0-0
74	Jacques Cesaire	DE	6-2	295	30	8	So. Connecticut State	FA-'03	5-5-0-0
76	Cam Thomas	DT	6-4	335	23	R	North Carolina	D5A-'10	1-0-0-4
91	Ogemdi Nwagbuo	DE-DT	6-4	312	24	2	Michigan State	FA-'08	5-0-0-0
92	Vaughn Martin	DE-DT	6-4	330	24	2	Western Ontario	D4A-'09	0-0-0-5
93	Luis Castillo	DE	6-3	290	27	6	Northwestern	D1B-'05	5-5-0-0
96	Travis Johnson	DE-DT	6-3	311	28	6	Florida State	T (HOU)-'09	5-0-0-0
Linebackers – (10)									
42	Kion Wilson	FB-LB	6-0	240	23	R	South Florida	FA-'10	2-0-0-0
52	Larry English	OLB	6-2	255	24	2	Northern Illinois	D1-'09	2-2-0-3
54	Stephen Cooper	ILB	6-1	235	31	8	Maine	FA-'03	3-3-0-2
57	Brandon Lang	LB	6-3	266	24	R	Troy	FA-'10	3-0-0-2
58	Cyril Obiozor	OLB	6-4	249	24	1	Texas A&M	FA-'10	*1-0-0-0
59	Brandon Siler	ILB	6-2	239	24	4	Florida	D7-'07	4-2-0-1
90	Antwan Applewhite	OLB	6-3	258	25	3	San Diego State	FA-'07	5-2-0-0
95	Shaun Phillips	OLB	6-3	250	29	7	Purdue	D4-'04	5-5-0-0
98	Antwan Barnes	OLB	6-1	251	25	4	Florida International	FA-'10	**0-0-0-0
99	Kevin Burnett	ILB	6-3	240	27	6	Tennessee	UFA (DAL)-'09	5-5-0-0
* Played in one game for Arizona in 2010 (not included here)									
** Played in two games for Philadelphia in 2010 (not included here)									
Cornerbacks – (4)									
20	Antoine Cason	CB	6-1	195	24	3	Arizona	D1-'08	5-5-0-0
23	Quentin Jammer	CB	6-0	204	31	9	Texas	D1-'02	5-5-0-0
30	Donald Strickland	CB	5-10	185	29	7	Colorado	FA-'10	5-0-0-0
33	Dante Hughes	CB	5-10	190	25	4	California	FA-'09	1-0-0-2
Safeties – (5)									
25	Darrell Stuckey	SS	5-11	208	23	R	Kansas	D4-'10	1-0-0-4
27	Paul Oliver	FS	5-11	210	26	4	Georgia	D4 (Supp)-'07	5-1-0-0
31	Tyrone Carter	SS	5-9	200	34	11	Minnesota	FA-'10	0-0-0-1
32	Eric Weddle	FS	5-11	200	25	4	Utah	D2-'07	5-5-0-0
36	Quinton Teal	SS	6-0	205	26	4	Coastal Carolina	FA-'10	2-0-0-0
Specialists – (3)									
5	Mike Scifres	P	6-2	221	30	8	Western Illinois	D5-'03	5-0-0-0
10	Nate Kaeding	K	6-0	187	28	7	Iowa	D3A-'04	5-0-0-0
47	Mike Windt	LS	6-1	252	24	R	Cincinnati	FA-'10	0-0-0-0

San Diego Chargers 2010 Coaching Staff

Head Coach.....	Norv Turner
Offensive Coordinator.....	Clarence Shelmon
Defensive Coordinator.....	Ron Rivera
Tight Ends & Assistant Head Coach.....	Rob Chudzinski
Special Teams.....	Steve Crosby
Assistant Secondary.....	Cris Dishman
Offensive Line.....	Hal Hunter
Defensive Line.....	Don Johnson
Wide Receivers.....	Charlie Joiner
Linebackers.....	John Pagano
Quarterbacks.....	John Ramsdell
Offensive Line.....	Mike Sullivan
Secondary.....	Steven Wilks
Assistant Linebackers.....	Greg Williams
Running Backs.....	Ollie Wilson
Strength and Conditioning.....	Jeff Hurd
Assistant Strength and Conditioning.....	Vernon Stephens
Coaches Assistant.....	Steve Gera

San Diego Chargers Pronunciation Guide – Active Roster

Antwan (Ann-TWON) Applewhite
Antoine (Ann-TWON) **Cason** (KAY-sun) – sounds like Jason
Jacques **Cesaire** (see-ZAIR)
Kris **Dielman** (DEAL-min)
Brandyn (Brandon) **Dombrowski** (dawm-BROW-ski)
Antonio **Garay** (Guh-RAY)
Tyronne (TIE-rone) Green
Dante (DAWN-tay) Hughes
Quentin (KWEN-tin) Jammer
Nate **Kaeding** (KAY-ding)
Scott **Mruczkowski** (merch-COW-ski)
Legedu (LEG-a-doo) **Naanee** (Nah-NAY)
Ogemdi (OH-gem-dee) hard ‘g’ in gem; **Nwagubo** (new-WABO)
Cyril (SEER-uhl) **Obiozor** (OH-bee-AH-zer)
Mike **Scifres** (SIGH-fres)
Brandon **Siler** (SIGH-ler)
Quinton (KWIN-tin) Teal
Louis (LEW-is) **Vasquez** (VAS-kez)
Kion (KEY-on) Wilson
Mike **Windt** (WINT)

San Diego Chargers Pronunciation Guide – Practice Squad

Seyi (Shay-EE) **Ajirotutu** (Ah-JEER-uh-too-too)

Team Captains

Offense - Philip Rivers, Nick Hardwick and Antonio Gates
Defense - Stephen Cooper and Quentin Jammer
Special Teams - Darren Sproles and David Binn

San Diego Chargers 2010 Depth Chart

(as of Oct. 18, 2010)

OFFENSE

WR	80	MALCOM FLOYD	12	Patrick Crayton	
LT	62	BRANDYN DOMBROWSKI	73	Marcus McNeill	
LG	68	KRIS DIELMAN	69	Tyronne Green	
C	61	NICK HARDWICK	63	Scott Mruczkowski	
RG	65	LOUIS VASQUEZ	69	Tyronne Green	
RT	66	JEROMEY CLARY	78	Adam Terry	
TE	85	ANTONIO GATES	81	Randy McMichael	88 Kris Wilson
WR	11	LEGEDU NAANEE	84	Buster Davis	15 Richard Goodman
QB	17	PHILIP RIVERS	7	Billy Volek	4 J.T. O'Sullivan
FB	22	JACOB HESTER	35	Mike Tolbert	
RB	24	RYAN MATHEWS	43	Darren Sproles	35 Mike Tolbert

DEFENSE

DE	74	JACQUES CESAIRE	96	Travis Johnson	
DT	71	ANTONIO GARAY	91	Ogemdi Nwagbuo	76 Cam Thomas
DE	93	LUIS CASTILLO	92	Vaughn Martin	
OLB	95	SHAUN PHILLIPS	57	Brandon Lang	98 Antwan Barnes
ILB	54	STEPHEN COOPER	59	Brandon Siler	42 Kion Wilson
ILB	99	KEVIN BURNETT	59	Brandon Siler	
OLB	90	ANTWAN APPLEWHITE	52	Larry English	58 Cyril Obiozor
RCB	20	ANTOINE CASON	33	Dante Hughes	
LCB	23	QUENTIN JAMMER	30	Donald Strickland	
SS	27	PAUL OLIVER	36	Quinton Teal	25 Darrell Stuckey
FS	32	ERIC WEDDLE	31	Tyrone Carter	

SPECIAL TEAMS

P	5	MIKE SCIFRES			
K	10	NATE KAEDING			
H	5	MIKE SCIFRES	32	Eric Weddle	
LS	47	MIKE WINDT	59	Brandon Siler	
KR	43	DARREN SPROLES	12	Patrick Crayton	84 Buster Davis
PR	43	DARREN SPROLES	12	Patrick Crayton	84 Buster Davis

SAN DIEGO CHARGERS 2010 TRANSACTIONS

1/21	Gary Banks (WR)..... signed		Tra Thomas (T)..... signed
	Corey Clark (T)..... signed		Marcel Thompson (WR)..... signed
	Ryan McDonald (C)..... signed	6/15	Josh Reed (WR)..... signed
1/29	Derrick Jones (DE)..... signed	6/21	Kevin Ellison (SS)..... waived
	Billy Latsko (FB)..... signed		Cory Jackson (FB)..... waived
2/9	Darry Beckwith (LB)..... signed		Jordyn Jackson (WR)..... waived
2/22	LaDainian Tomlinson (RB)..... released		Ian Scott (DT)..... released
3/4	Michael Bennett (RB)..... released	6/25	Dedrick Epps (TE)..... signed
	Jamal Williams (DT)..... released		Darrell Stuckey (SS)..... signed
3/5	Antonio Cromartie (CB)..... traded to New York Jets	7/13	Donald Butler (LB)..... signed
	Antonio Garay (DT)..... signed		Cam Thomas (DT)..... signed
3/6	Kris Wilson (TE)..... signed	7/29	Antonio Gates (TE)..... signed
3/8	Alfonso Boone (DE)..... signed	8/2	DajLeon Farr (TE)..... waived
	Marcus Mason (RB)..... claimed off waivers from Washington		Ryan Mathews (RB)..... signed
3/17	Charlie Whitehurst (QB)..... signed	8/4	Ali Highsmith (LB)..... claimed from Arizona
3/18	Ian Scott (DT)..... signed	8/7	Corey Clark (T)..... retired
	Donald Strickland (CB)..... signed		Bryan Walters (WR)..... waived-injured
	Charlie Whitehurst (QB)..... traded to Seattle	8/9	Ernest Smith (WR)..... waived
3/22	Demetrius Byrd (WR)..... waived		Cam Stephenson (G)..... signed
3/25	Mike Tolbert (FB)..... signed	8/10	Quinton Teal (SS)..... signed
3/31	Nathan Vasher (CB)..... signed	8/13	Ali Highsmith (LB)..... waived
4/5	Darren Sproles (RB)..... signed		Shawne Merriman (LB)..... signed
4/15	Jeromey Clary (T)..... signed	8/23	Lee Grimes (G)..... signed
4/19	Tim Dobbins (LB)..... signed		Tra Thomas (T)..... retired
4/20	Antwan Applewhite (LB)..... signed	8/24	Cort Johnson (P)..... waived
4/22	Tim Dobbins (LB)..... traded to Miami	8/31	Gary Banks (WR)..... waived
	Ryan Mathews (RB)..... Drafted 1		Darry Beckwith (LB)..... waived
4/23	Donald Butler (LB)..... Drafted 3		Fred Bennett (CB)..... claimed off waivers from Houston
4/24	Darrell Stuckey (S)..... Drafted 4		Ryon Bingham (DT)..... released
4/24	Cam Thomas (QB)..... Drafted 5		Donald Butler (LB)..... placed on "Reserve-Injured"
	Jonathan Crompton (QB)..... Drafted 6		Lee Grimes (G)..... waived
	Dedrick Epps (TE)..... Drafted 7		Marcus Mason (RB)..... waived
4/29	Nick Novak (K)..... signed		Glenn Pakulak (P)..... signed
5/10	Seyi Ajirofutu (WR)..... signed	9/3	Patrick Crayton (WR)..... traded from Dallas
	Brady Bondy (T)..... signed	9/4	Seyi Ajirofutu (WR)..... waived
	Richie Brockel (TE)..... signed		Brady Bond (T)..... waived
	DajLeon Farr (TE)..... signed		Curtis Brinkley (RB)..... waived
	Richard Goodman (WR)..... signed		Richie Brockel (TE)..... waived
	Jeff Hansen (G)..... signed		Jonathan Crompton (QB)..... waived
	Cory Jackson (RB)..... signed		Dedrick Epps (TE)..... waived
	Jordyn Jackson (WR)..... signed		Richard Goodman (WR)..... waived
	Justin Jeffries (G)..... signed		Jeff Hansen (G)..... waived
	Cort Johnson (P)..... signed		Derrick Jones (DE)..... waived
	Brandon Lang (LB)..... signed		Billy Latsko (FB)..... waived
	Shawnbrey McNeal (RB)..... signed		Ryan McDonald (C)..... waived
	Ryan Otterson (T)..... signed		Shawnbrey McNeal (RB)..... waived
	Nick Richmond (T)..... signed		Mike Nixon (LB)..... waived
	Traye Simmons (CB)..... signed		Nick Novak (K)..... waived
	Ernest Smith (WR)..... signed		Glenn Pakulak (P)..... waived
	Marcel Thompson (WR)..... signed		Josh Reed (WR)..... released
	Bryan Walters (WR)..... signed		Nick Richmond (T)..... waived
	Jeremy Williams (WR)..... signed		Traye Simmons (CB)..... waived
	Kion Wilson (LB)..... signed		Cam Stephenson (G)..... waived
5/18	Boris Lee (LB)..... signed		Quinton Teal (S)..... waived
	Mike Nixon (LB)..... signed		Nathan Vasher (CB)..... released
5/27	Travis Johnson (DE-DT)..... signed		Jeremy Williams (WR)..... waived
6/3	Jonathan Crompton (QB)..... signed		Kion Wilson (LB)..... waived
6/4	Randy McMichael (TE)..... signed	9/5	Ryan Otterson (G)..... waived
6/8	Malcom Floyd (WR)..... signed		Adam Terry (T)..... signed
	Boris Lee (LB)..... waived	9/6	Seyi Ajirofutu (WR)..... signed to practice squad
6/9	Justin Jeffries (G)..... waived		Curtis Brinkley (RB)..... signed to practice squad

	Jonathan Crompton (QB).....	signed to practice squad		James Holt (LB)	placed on "Reserve-Injured"
	Dedrick Epps (TE).....	signed to practice squad		Ryan Neill (LS).....	placed on "Reserve-Injured"
	Richard Goodman (WR).....	signed to practice squad		Quinton Teal (SS).....	signed
	Jeff Hansen (C-G).....	signed to practice squad	9/30	Curtis Brinkley (RB).....	re-signed to practice squad
	Nick Richmond (T)	signed to practice squad	10/2	Dante Hughes (CB).....	waived
9/7	Kion Wilson (LB)	signed to practice squad		Kion Wilson (FB/LB).....	signed from practice squad
	Brandon Hughes (CB)	waived	10/4	Steve Gregory (SS)	suspended
	J.T. O'Sullivan (QB)	signed	10/5	Dante Hughes (CB).....	signed
9/8	Jonathan Crompton (QB).....	waived from practice squad		Cyril Obiozor (OLB).....	signed
	Jeff Hansen (C-G).....	waived from practice squad		Jyles Tucker (LB)	placed on "Reserve-Injured"
	Ryan Otterson (T)	signed to practice squad		Nate Triplett (LB)	signed to practice squad
	Kory Sperry (TE)	signed to practice squad	10/6	Alfonso Boone (DE).....	released
9/9	Dedrick Epps (TE).....	waived from practice squad		Tyrone Carter (SS)	signed
	Traye Simmons (CB)	signed to practice squad	10/11	Fred Bennett (CB)	waived
9/15	David Binn (LS).....	placed on "Reserve-Injured"		Marcus McNeill (T)	reinstated
	James Dearth (LS).....	signed		C.J. Spillman (FS).....	waived
9/17	James Dearth (LS).....	placed on "Reserve-Injured"	10/13	Ethan Albright (LS).....	released
	Ryan Neill (LS)	signed		Antwan Barnes (OLB).....	signed
9/25	Curtis Brinkley (RB).....	signed from practice squad		Richard Goodman (WR).....	signed
	Dante Hughes (CB).....	waived		Kole Heckendorf (WR).....	signed to practice squad
	Marcus McNeill (T)	signed		Shawne Merriman (OLB).....	placed on "Reserve-Injured"
9/28	Curtis Brinkley (RB).....	waived		Mike Windt (LS)	signed
	Dante Hughes (CB).....	signed			
9/29	Ethan Albright (LS).....	signed			

2010 PARTICIPATION CHART

Month Day	Sep. 13	Sep. 19	Sep. 26	Oct. 3	Oct. 10	Oct. 17	Oct. 24	Oct. 31	Nov. 7	Nov. 22	Nov. 28	Dec. 5	Dec. 12	Dec. 16	Dec. 26	Jan. 2	Career G-S	Consec. G-S	Injury DNP	2010 G-S
Location Opponent	at KC	vs Jax	at Sea	vs Ari	at Oak	at STL	vs NE	vs. TEN	at Hou	vs. Den	at Ind	vs. Oak	vs. KC	vs SF	at Cin	at Den				
Ajirotutu	ps	ps	ps	ps	ps	ps											0-0	0-0	0	0-0
Albright	nor	nor	nor	sub	sub	nor											236-0	0-0	0	2-0
Applewhite	sub	sub	sub	OLB	OLB	OLB											21-3	6-3	0	6-3
Barnes	nor	nor	nor	nor	nor	sub											41-0	1-0	0	**1-0
Bennett	sub	sub	sub	sub	ina	nor											44-17	0-0	0	4-0
Binn	sub	ir	ir	ir	ir	ir											256-0	0-0	5	1-0
Boone	sub	sub	sub	ina	nor	nor											129-41	0-0	0	3-0
Brinkley	ps	ps	dnp	ps	ps	ps											0-0	0-0	0	0-0
Burnett	ILB	ILB	ILB	ILB	ILB	ILB											78-18	7-6	0	6-6
Butler	ir	ir	ir	ir	ir	ir											0-0	0-0	6	0-0
Carter	nor	nor	nor	nor	ina	sub											152-53	1-0	0	1-0
Cason	CB	CB	CB	CB	CB	CB											38-10	38-6	0	6-6
Castillo	DE	DE	DE	DE	DE	DE											71-68	10-10	0	6-6
Cesaire	DE	DE	DE	DE	DE	DE											103-54	6-6	0	6-6
Clary	RT	RT	RT	RT	RT	RT											48-37	6-6	0	6-6
Cooper	ILB	ina	ina	ILB	ILB	ILB											112-56	3-3	2	4-4
Crayton	dnp	sub	sub	sub	sub	sub											87-33	5-0	0	5-0
Davis	sub	sub	sub	sub	sub	sub											25-1	7-0	0	6-0
Dearth	nor	ir	ir	ir	ir	ir											146-0	0-0	5	0-0
Dielman	LG	LG	LG	LG	LG	LG											105-82	26-26	0	6-6
Dombrowski	LT	LT	LT	LT	LT	sub											22-13	22-0	0	6-5
English	OLB	OLB	ina	ina	ina	ina											18-4	0-0	4	2-2
Floyd	WR	WR	WR	WR	WR	WR											57-20	22-11	0	6-6
Garay	DT	DT	DT	DT	DT	DT											42-6	8-6	0	6-6
Gates	TE	TE	TE	TE	TE	TE											115-111	85-85	0	6-6
Goodman	ps	ps	ps	ps	ps	sub											1-0	1-0	0	1-0
Gregory	SS	SS	SS	SS	sus	sus											65-13	0-0	0	4-4
Green	dnp	sub	sub	RG	RG	dnp											8-2	0-0	0	4-2
Hardwick	C	C	C	C	C	C											77-77	8-8	0	6-6
Heckendorf	nor	nor	nor	nor	nor	ps											0-0	0-0	0	0-0
Hester	sub	FB	FB	FB	sub	sub											37-16	6-0	0	6-3
Holt	sub	sub	sub	ir	ir	ir											12-0	0-0	3	3-0
Hughes, D.	ina	ina	nor	nor	sub	sub											27-0	2-0	0	2-0
Jammer	CB	CB	CB	CB	CB	CB											131-120	45-44	0	6-6
Johnson	sub	sub	sub	sub	sub	sub											71-38	18-0	0	6-0
Kaeding	sub	sub	sub	sub	sub	sub											102-0	102-0	0	6-0
Lang	ina	ina	sub	sub	sub	sub											4-0	4-0	0	4-0
Martin	ina	ina	ina	ina	ina	ina											10-0	0-0	0	0-0
Mathews	RB	RB	ina	sub	sub	RB											5-3	3-1	1	5-3
McMichael	TE	sub	sub	sub	TE	TE											122-118	22-2	0	6-3
McNeill	nor	nor	exe	exe	exe	LT											63-63	1-1	0	1-1
Merriman	ina	sub	OLB	ina	sub	ir											60-53	0-0	3	3-1
Mruczkowski	dnp	sub	dnp	sub	dnp	sub											61-14	2-0	0	3-0
Naanee	WR	WR	WR	WR	WR	ina											49-6	0-0	1	5-5
Neill	nor	sub	sub	ir	ir	ir											43-0	0-0	3	2-0
Nwagbuo	sub	sub	sub	sub	sub	ina											17-5	0-0	0	5-0
Obiozor	nor	nor	nor	nor	sub	sub											8-0	2-0	0	*2-0
Oliver	sub	sub	sub	sub	SS	SS											34-5	23-2	0	6-2
O'Sullivan	ina	ina	ina	ina	ina	ina											17-8	0-0	0	0-0
Otterson	ps	ps	ps	ps	ps	ps											0-0	0-0	0	0-0
Phillips	OLB	OLB	OLB	OLB	OLB	OLB											98-70	45-45	0	6-6
Richmond	ps	ps	ps	ps	ps	ps											0-0	0-0	0	0-0
Rivers	QB	QB	QB	QB	QB	QB											74-70	71-70	0	6-6
Scifres	sub	sub	sub	sub	sub	sub											108-0	103-0	0	6-0
Siler	sub	ILB	ILB	sub	ina	ina											50-8	0-0	2	4-2
Simmons	ps	ps	ps	ps	ps	ps											0-0	0-0	0	0-0
Sperry	ps	ps	ps	ps	ps	ps											8-1	0-0	0	0-0
Spillman	sub	sub	sub	sub	sub	nor											10-1	6-0	0	5-0
Sproles	sub	sub	RB	sub	sub	sub											68-3	41-0	0	6-1
Strickland	sub	sub	sub	sub	sub	sub											64-24	6-0	0	6-0
Stuckey	ina	ina	sub	ina	ina	ina											1-0	0-0	0	1-0
Teal	nor	nor	nor	sub	sub	sub											47-4	3-0	0	3-0
Terry	ina	ina	ina	sub	dnp	ina											49-18	0-0	0	1-0
Thomas	ina	ina	ina	ina	sub	sub											2-0	2-0	0	2-0
Tolbert	sub	sub	sub	RB	RB	sub											35-11	24-0	0	6-2
Triplett	nor	nor	nor	nor	ps	ps											0-0	0-0	0	0-0
Tucker	sub	sub	ina	sub	ir	ir											29-12	0-0	2	3-0
Vasquez	RG	RG	RG	ina	ina	RG											18-18	1-1	2	4-4
Volek	dnp	sub	dnp	sub	dnp	dnp											36-10	0-0	0	2-0
Weddle	FS	FS	FS	FS	FS	FS											50-35	6-6	0	6-6
Wilson, Kion	ps	ps	ps	sub	sub	sub											3-0	3-0	0	3-0
Wilson, Kris	sub	sub	sub	sub	sub	TE											74-24	25-1	0	6-1
Windt	nor	nor	nor	nor	nor	sub											1-0	1-0	0	1-0

Capital letters denote starter and position.

* Also played in one game for Arizona in 2010 - not included here

** Also played in two games for Philadelphia in 2010 - not included here

+ — Postseason game	ina — Inactive	ir — Injured reserve	exe — Exempt
dnp — Did not play	nor — Not on Roster	pup — Physically Unable to Perform	ps-i — Practice Squad Injured
ps — Practice Squad	sus — Reserve-Suspended	sub — Substitute	

2010 STARTING LINEUPS

OFFENSE		WR	LT	LG	C	RG	RT	TE	WR	QB	FB	RB
09/13	at Kansas City	Floyd	Dombrowski	Dielman	Hardwick	Vasquez	Clary	Gates	Naanee	Rivers	McMichael*	Mathews
09/19	Jacksonville	Floyd	Dombrowski	Dielman	Hardwick	Vasquez	Clary	Gates	Naanee	Rivers	Hester	Mathews
09/26	at Seattle	Floyd	Dombrowski	Dielman	Hardwick	Vasquez	Clary	Gates	Naanee	Rivers	Hester	Sproles
10/03	Arizona	Floyd	Dombrowski	Dielman	Hardwick	Green	Clary	Gates	Naanee	Rivers	Hester	Tolbert
10/10	at Oakland	Floyd	Dombrowski	Dielman	Hardwick	Green	Clary	Gates	Naanee	Rivers	McMichael*	Tolbert
10/17	at St. Louis	Floyd	McNeill	Dielman	Hardwick	Vasquez	Clary	Gates	Wilson*	Rivers	McMichael*	Mathews

*tight end

DEFENSE		DE	NT	DE	OLB	ILB	ILB	OLB	CB	CB	SS	FS
09/13	at Kansas City	Cesaire	Garay	Castillo	Phillips	Cooper	Burnett	English	Cason	Jammer	Gregory	Weddle
09/19	Jacksonville	Cesaire	Garay	Castillo	Phillips	Siler	Burnett	English	Cason	Jammer	Gregory	Weddle
09/26	at Seattle	Cesaire	Garay	Castillo	Phillips	Siler	Burnett	Merriman	Cason	Jammer	Gregory	Weddle
10/3	Arizona	Cesaire	Garay	Castillo	Phillips	Cooper	Burnett	Applewhite	Cason	Jammer	Gregory	Weddle
10/10	at Oakland	Cesaire	Garay	Castillo	Phillips	Cooper	Burnett	Applewhite	Cason	Jammer	Oliver	Weddle
10/17	at St. Louis	Cesaire	Garay	Castillo	Phillips	Cooper	Burnett	Applewhite	Cason	Jammer	Oliver	Weddle

HOW THEY WERE BUILT

College Draft (24): Antoine Cason (1), Luis Castillo (1), Buster Davis (1), Larry English (1), Quentin Jammer (1), Ryan Mathews (1), Macus McNeill (2), Eric Weddle (2), Nick Hardwick (3), Jacob Hester (3), Nate Kaeding (3), Louis Vasquez (3), Tyrone Green (4), Vaughn Martin (4), Paul Oliver (4), Shaun Phillips (4), Darren Sproles (4), Darrell Stuckey (4), Legedu Naanee (5), Mike Scifres (5), Cam Thomas (5), Jeromey Clary (6), Scott Mruzckowski (7), Brandon Siler (7)

Unrestricted Free Agents (1): Kevin Burnett (Dallas)

Free Agents (23): Antwan Applewhite, Antwan Barnes, Tyrone Carter, Jacques Cesaire, Stephen Cooper, Kris Dielman, Brandyn Dombrowski, Malcom Floyd, Antonio Garay, Antonio Gates, Richard Goodman, Dante Hughes, Brandon Lang, Randy McMichael, Ogemdi Nwagbuo, Cyril Obiozor, J.T. O'Sullivan, Donald Strickland, Quinton Teal, Adam Terry, Mike Tolbert, Kion Wilson, Kris Wilson, Mike Windt

Trades (4): Patrick Crayton (Dallas), Travis Johnson (Houston), Philip Rivers (New York Giants), Billy Volek (Tennessee)

	NFL Experience					How They Came to the NFL			
	Team	Off.	Def.	Spec.		Team	Off.	Def.	Spec.
Rookies	7	2	4	1	1st Round	8	3	5	0
1st Year	1	0	1	0	2nd Round	5	3	2	0
2nd Year	6	3	3	0	3rd Round	6	3	2	1
3rd Year	4	2	2	0	4th Round	9	3	6	0
4th Year	10	3	7	0	5th Round	3	1	1	1
5th Year	3	3	0	0	6th Round	3	2	1	0
6th Year	5	2	3	0	7th Round	3	2	1	0
7th Year	7	4	2	1	Free Agents	16	7	8	1
8th Year	6	3	2	1	Totals	53	24	26	3
9th Year	2	1	1	0					
11th Year	2	1	1	0					
Totals	53	24	26	3					

When They Came to the Chargers

2002	—	1
2003	—	5
2004	—	5
2005	—	3
2006	—	3
2007	—	6
2008	—	6
2009	—	8
2010	—	16
Total	—	53

Last Transaction: Antwan Barnes (OLB) signed and Shawne Merriman (OLB) placed on "Reserve-Injured"...Mike Windt (LS) signed and Ethan Albright (LS) released- Oct. 13, 2010

INDIVIDUAL RECORDS

POINTS

Most, Career

1,076 John Carney, 1990-00
918 LaDainian Tomlinson, 2001-09
792 Nate Kaeding, 2004-10

Most, Season

186 LaDainian Tomlinson, 2006
146 Nate Kaeding, 2009
136 Nate Kaeding, 2006

Most, Season, Rookie

114 Nate Kaeding, 2004
106 Dennis Pardee, 1968
94 Herb Travenio, 1965

Most, Game

30 Kellen Winslow at Oakland Nov. 22, 1981
24 (8x) Last: L. Tomlinson vs. Oak. Oct. 14, 2007
18 (30x) Last: L. Tomlinson vs. Den. Dec. 28, 2008

TOUCHDOWNS

Most Seasons Leading League

3 Lance Alworth, 1964, 1965, 1966
1 LaDainian Tomlinson, 2006

Most, Career

153 LaDainian Tomlinson, 2001-09
83 Lance Alworth, 1962-70
66 Antonio Gates, 2003-10

Most, Season

31 LaDainian Tomlinson, 2006
20 LaDainian Tomlinson, 2005
19 Chuck Muncie, 1981

Most, Game

5 Kellen Winslow at Oakland Nov. 22, 1981
4 (8x) Last: L. Tomlinson vs. Oak. Oct. 14, 2007
3 (30x) Last: L. Tomlinson vs. Den. Dec. 28, 2008

Most Consecutive Games

18 LaDainian Tomlinson, 2004-05
10 LaDainian Tomlinson, 2006
9 Antonio Gates, 2009-10
Natrone Means, 1993-94
Lance Alworth, 1963

POINTS AFTER TOUCHDOWN

Most, Career

328 Rolf Benirschke, 1977-86
321 Nate Kaeding, 2004-10
293 John Carney, 1990-00

Most, Season

58 Nate Kaeding, 2006
55 Rolf Benirschke, 1981
54 Nate Kaeding, 2004

Most, Game

7 (6x) Last: Nate Kaeding vs. Den. Dec. 28, 2008
6 (27x) Last: N. Kaeding at Tenn. Dec. 25, 2009
5 (42x) Last: N. Kaeding vs. Arizona Oct. 3, 2010

Most Consecutive

250 Nate Kaeding, 2004-09
87 Rolf Benirschke, 1983-86
76 John Carney, 1991-93

Most Attempts, Career

352 Rolf Benirschke, 1977-86
323 Nate Kaeding, 2004-10
298 John Carney, 1990-00

Most Attempts, Season

61 Rolf Benirschke, 1981
58 Nate Kaeding, 2006
55 Nate Kaeding, 2004
Bob Thomas, 1985

Most Attempts, Game

8 Bob Thomas vs. Pittsburgh Dec. 8, 1985
Rolf Benirschke at Oakland Nov. 22, 1981
7 (6x) Last: N. Kaeding vs. Den. Dec. 28, 2008
6 (36x) Last: N. Kaeding at Tenn. Dec. 25, 2009

TWO-POINT CONVERSIONS

Most, Career

3 Ronnie Harmon, 1990-95
2 Dave Kocourek, 1960-65
1 (17x) Last: Legedu Naanee, 2010

Most, Season

3 Ronnie Harmon, 1994
1 (19x) Last: Legedu Naanee, 2010

Most, Game

1 (22x) Last: Legedu Naanee at Seattle Sept. 26, 2010

FIELD GOALS

Most, Career

261 John Carney, 1990-00
157 Nate Kaeding, 2004-10
146 Rolf Benirschke, 1977-86

Most, Season

34 John Carney, 1994
32 Nate Kaeding, 2009
31 John Carney, 1993, 1999

Most, Game

6 (3x) Last: Greg Davis at Oakland Oct. 5, 1997
5 (8x) Last: Steve Christie vs. Sea. Dec. 30, 2001
4 (23x) Last: Nate Kaeding at Den. Nov. 22, 2009

Most, Game, No Misses

6 (3x) Last: Greg Davis at Oakland Oct. 5, 1997
5 (7x) Last: Steve Christie vs. Sea. Dec. 30, 2001
4 (16x) Last: Nate Kaeding at Den. Nov. 22, 2009

Highest Percentage, Career (min. 100 att.)

867 Nate Kaeding, 2004-10 (157 of 181)
.816 John Carney, 1990-00 (261 of 320)
.702 Rolf Benirschke, 1977-86 (146 of 208)

Highest Percentage, Season (min. 14 att.)

91.4 Nate Kaeding, 2009 (32 of 35)
90.5 John Carney, 1990 (19 of 21)
89.7 Nate Kaeding, 2006 (26 of 29)

Most Consecutive

29 John Carney, 1992-93
22 Nate Kaeding, 2009-10
21 John Carney, 1994

Most Attempts, Career

320 John Carney, 1990-00
208 Rolf Benirschke, 1977-86
181 Nate Kaeding, 2004-10

Most Attempts, Season

40 John Carney, 1993
38 John Carney, 1994
36 John Carney, 1996, 1999
Rolf Benirschke, 1980

Most Attempts, Game

7 Dick Van Raaphorst at N.Y. Jets Oct. 8, 1966
6 (6x) Last: Steve Christie vs. Den. Dec. 1, 2002
5 (19x) Last: S. Christie at Cle. Oct. 19, 2003

Longest

57 Nate Kaeding at Tampa Bay Dec. 21, 2008
55 Nate Kaeding vs. Kansas City Nov. 29, 2009
54 (4x) Last: N. Kaeding at Balt. Oct. 1, 2006

RUSHING YARDS

Most Seasons Leading League

2 LaDainian Tomlinson, 2006, 2007
1 Dick Post, 1968
Paul Lowe, 1965

Most, Career

12,490 LaDainian Tomlinson, 2001-09
4,972 Paul Lowe, 1960-68
4,297 Marion Butts, 1989-93

Most, Season

1,815 LaDainian Tomlinson, 2006
1,683 LaDainian Tomlinson, 2002
1,645 LaDainian Tomlinson, 2003

Most, Game

243 LaDainian Tomlinson vs. Oakland Dec. 28, 2003
220 LaDainian Tomlinson vs. Denver Dec. 1, 2002
217 LaDainian Tomlinson vs. N.E. Sept. 29, 2002
Gary Anderson vs. Kansas City, Dec. 18, 1988

Longest Run

87t Paul Lowe at Dallas Sept. 10, 1961
86t Keith Lincoln at Oakland, Sept. 30, 1962
85t L. Tomlinson vs. Kansas City Dec. 17, 2006

RUSHING TOUCHDOWNS

Most Seasons Leading League

3 LaDainian Tomlinson, 2004, 2006, 2007

Most, Career

138 LaDainian Tomlinson, 2001-09
43 Chuck Muncie, 1980-84
38 Paul Lowe, 1960-67

Most, Season

28 LaDainian Tomlinson, 2006
19 Chuck Muncie, 1981
18 LaDainian Tomlinson, 2005

Most, Game

4 (5x) Last: L. Tomlinson vs. Oak., Oct. 14, 2007
3 (20x), Last: L. Tomlinson vs. Den., Dec. 28, 2008
2 (104x), Last: M. Tolbert vs. Jacksonville, Sept. 19, 2010

RUSHING AVERAGE

Highest, Career (minimum 500 att.)

4.9 Paul Lowe, 1960-68
4.7 Keith Lincoln, 1961-66, 68
4.4 Dick Post, 1967-70

Highest, Season (minimum 100 att.)

6.45 Keith Lincoln, 1963
6.33 Paul Lowe, 1960
5.71 Paul Lowe, 1963
Highest, Game (minimum 10 att.)
14.7 Michael Turner at Denver Oct. 7, 2007
13.8 Keith Lincoln at Oakland Sept. 30, 1962
12.7 Keith Lincoln at Kansas City Oct. 20, 1963

RUSHING ATTEMPTS

Most Seasons Leading League

1 Paul Lowe, 1965

Most, Career

2,880 LaDainian Tomlinson, 2001-09
1,031 Marion Butts, 1989-93
1,015 Paul Lowe, 1960-68

Most, Season

372 LaDainian Tomlinson, 2002
348 LaDainian Tomlinson, 2006
343 Natrone Means, 1994

Most, Game

39 LaDainian Tomlinson at Oakland Oct. 20, 2002
Marion Butts at Kansas City Dec. 17, 1989
37 (3x) Last: L. Tomlinson at Oak. Nov. 21, 2004
36 L. Tomlinson vs. Washington, Sept. 9, 2001
Gary Brown at Oakland, Oct. 5, 1997

PASS ATTEMPTS

Most, Career

5,604 Dan Fouts, 1973-87
3,640 John Hadl, 1962-72
2,350 Stan Humphries, 1992-97

Most, Season

609 Dan Fouts, 1981
589 Dan Fouts, 1980
530 Dan Fouts, 1979

Most, Game

58 Mark Herrmann at Kansas City Dec. 22, 1985
56 Dan Fouts vs. Miami, Nov. 18 1984 (OT)
54 John Friesz vs. Cleveland Oct. 20, 1991

PASS COMPLETIONS

Most, Career

3,297 Dan Fouts, 1973-1987
1,824 John Hadl, 1962-1972
1,344 Philip Rivers, 2004-10

Most, Season

360 Dan Fouts, 1981
348 Dan Fouts, 1980
332 Dan Fouts, 1979

Most, Game

37 Mark Herrmann at Kansas City Dec. 22, 1985
Dan Fouts vs. Miami Nov. 18, 1984 (OT)
35 Drew Brees vs. Miami Dec. 11, 2005
34 Philip Rivers at Kansas City Dec. 14, 2008
Doug Flutie vs. Seattle Dec. 30, 2001

Most Consecutive

15 Philip Rivers at Green Bay Sept. 23, 2007
Dan Fouts at Cleveland Sept. 7, 1981
14 Drew Brees at N.Y. Jets Nov. 6 and vs. Buffalo, Nov. 20, 2005
Jim Harbaugh vs. Denver Nov. 7, 1999
13 (4x), Last: P. Rivers at San Francisco, Oct. 15, 2006

COMPLETION PERCENTAGE

Highest, Career (minimum 500 att.)

630 Philip Rivers, 2004-10
622 Drew Brees, 2001-05
588 Dan Fouts, 1973-87

Highest, Season (minimum 140 att.)

657 Mark Herrmann, 1985
655 Drew Brees, 2004
653 Philip Rivers, 2008

Highest, Game (minimum 20 att.)

.880 Drew Brees vs. Oakland Oct. 31, 2004
.864 Drew Brees vs. New York Giants Sept. 25, 2005
.848 Drew Brees vs. Buffalo Nov. 20, 2005

PASSING YARDS

Most Seasons Leading League

4 Dan Fouts, 1979, 1980, 1981, 1982
3 John Hadl, 1965, 1968, 1971

Most, Career

43,040 Dan Fouts, 1973-87
26,938 John Hadl, 1962-72
16,959 Philip Rivers, 2004-10

Most, Season

4,802 Dan Fouts, 1981
4,715 Dan Fouts, 1980
4,254 Philip Rivers, 2009

Most, Game

455 Philip Rivers at Seattle Sept. 26, 2010
444 Dan Fouts at San Francisco Dec. 11, 1982
Dan Fouts vs. New York Giants Oct. 19, 1980
440 Dan Fouts vs. Seattle Sept. 15, 1985

Most Games 300 Yards or More, Career

51 Dan Fouts, 1973-87
17 Philip Rivers, 2004-10
16 John Hadl, 1962-72

Most Games 300 Yards or More, Season

- 8 Dan Fouts, 1980
- 7 Dan Fouts, 1981, 1985
- 6 Dan Fouts, 1979

Most Consecutive Games, 300 Yards or More

- 4 Dan Fouts, 1980-81, 1979
- 3 Dan Fouts, 1985, 1980
- John Hadl, 1967
- 2 (18x) Last: Philip Rivers, 2010

Most Games 400 Yards or More, Career

- 6 Dan Fouts, 1973-87
- 3 Philip Rivers, 2004-10
- 1 Jim Harbaugh, 1999-00

Longest Completion

- 99t Stan Humphries at Seattle Sept. 18, 1994
- 91t Jack Kemp at Denver Nov. 12, 1961
- 88t Ed Luther vs. Chicago Dec. 3, 1984

TOUCHDOWN PASSES**Most Seasons Leading League**

- 2 John Hadl, 1968, 1971
- Dan Fouts, 1981, 1982
- 1 Philip Rivers, 2008 (tied with Drew Brees)

Most, Career

- 254 Dan Fouts, 1973-87
- 201 John Hadl, 1962-72
- 118 Philip Rivers, 2004-10

Most, Season

- 34 Philip Rivers, 2008
- 33 Dan Fouts, 1981
- 30 Dan Fouts, 1980

Most, Game

- 6 Dan Fouts at Oakland Nov. 22, 1981
- 5 (4x), Last: Drew Brees vs. Oakland, Oct. 31, 2004
- 4 (19x), Last: P. Rivers, at Tampa Bay, Dec. 21, 2008

Most Consecutive Games

- 20 Dan Fouts, 1979-80
- 19 Philip Rivers, 2009-10
- John Hadl, 1966-67
- 16 John Hadl, 1967-68

INTERCEPTIONS THROWN**Most Seasons Leading League**

- 1 John Hadl, 1968

Most, Career

- 242 Dan Fouts, 1973-87
- 211 John Hadl, 1962-72
- 73 Stan Humphries, 1992-97

Most, Season

- 32 John Hadl, 1968
- 26 John Hadl, 1972
- 25 John Hadl, 1971
- Jack Kemp, 1960

Most, Game

- 6 Ed Luther vs. Washington Oct. 31, 1983
- John Hadl vs. Kansas City Dec. 8, 1968
- 5 (9x), Last: C. Whelihan at Sea, Dec. 13, 1998
- 4 (31x), Last: D. Flutie at Den., Nov. 11, 2001

Fewest, Season (minimum 150 att.)

- 3 Ed Luther, 1984 (151 att.)
- 4 Doug Flutie, 2003 (167 att.)
- John Friesz, 1993 (238 att.)
- 6 Stan Humphries, 1997 (225 att.)

Most Consecutive Attempts, None Intercepted

- 194 Drew Brees, Oct. 17-Dec. 5, 2004
- 168 Dan Fouts, Sept. 27-Oct. 25, 1981
- 159 S. Humphries, Dec. 19, 1993-Sept. 25, 1994

Lowest Percentage, Season (minimum 150 att.)

- .017 John Friesz, 1993
- .018 Drew Brees, 2004
- .019 Philip Rivers, 2009

PASSER RATING**Most Seasons Leading League**

- 1 Philip Rivers, 2008

Highest, Career (minimum 500 att.)

- 96.3 Philip Rivers, 2004-10
- 84.9 Drew Brees, 2001-05
- 80.2 Dan Fouts, 1973-87

Highest, Season (minimum 300 att.)

- 105.5 Philip Rivers, 2008
- 104.8 Drew Brees, 2004
- 104.4 Philip Rivers, 2009

Highest, Game (minimum 20 att.)

- 157.1 Dan Fouts at Cleveland Sept. 7, 1981
- 153.1 Drew Brees vs. Oakland Oct. 31, 2004
- 151.4 Philip Rivers at Denver Oct. 7, 2007

RECEIVING YARDS**Most Seasons Leading League**

- 3 Lance Alworth, 1965, 1966, 1969

Most, Career

- 9,584 Lance Alworth, 1962-70
- 9,203 Charlie Joiner, 1976-86
- 7,533 Gary Garrison, 1966-76

Most, Season

- 1,602 Lance Alworth, 1965
- 1,383 Lance Alworth, 1966
- 1,340 John Jefferson, 1980

Most, Game

- 260 Wes Chandler vs. Cincinnati Dec. 20, 1982
- 243 Wes Chandler vs. Seattle Sept. 15, 1985
- 232 Lance Alworth at Kansas City Oct. 20, 1963

Average per Catch, Career (minimum 250 rec.)

- 19.4 Lance Alworth, 1962-70
- 18.6 Gary Garrison, 1966-76
- 16.4 Wes Chandler, 1981-87

Average per Catch, Season (minimum 35 rec.)

- 23.2 Lance Alworth, 1965
- 22.9 Gary Garrison, 1970
- 21.2 Gary Garrison, 1968, 1971

Longest Reception

- 99t Tony Martin at Seattle Sept. 18, 1994
- 91t Keith Lincoln at Denver Nov. 12, 1961
- 88t Bobby Duckworth at Chicago Dec. 3, 1984

RECEPTIONS**Most Seasons Leading League**

- 3 Lance Alworth, 1966, 1968, 1969
- 2 Kellen Winslow, 1980, 1981

Most, Career

- 586 Charlie Joiner, 1976-86
- 541 Kellen Winslow, 1979-87
- 530 LaDainian Tomlinson, 2001-09

Most, Season

- 100 LaDainian Tomlinson, 2003
- 90 Tony Martin, 1995
- 89 Antonio Gates, 2005
- Kellen Winslow, 1980

Most, Game

- 15 K. Winslow at Green Bay, Oct. 7, 1984
- 14 D. Boston at Jacksonville, Oct. 5, 2003
- K. Winslow vs. Kansas City, Dec. 11, 1983
- 13 (5x), Last: A. Gates vs. Miami, Dec. 11, 2005

Most Consecutive Games With a Catch

- 96 Lance Alworth, 1962-69
- 78 Charlie Joiner, 1978-84
- 73 Kellen Winslow, 1979-85

RECEIVING TOUCHDOWNS**Most Seasons Leading League**

- 3 Lance Alworth, 1964, 1965, 1966

Most, Career

- 81 Lance Alworth, 1962-70
- 66 Antonio Gates, 2003-10
- 58 Gary Garrison, 1966-76

Most, Season

- 14 Tony Martin, 1996
- Lance Alworth, 1965
- 13 (5x), Last: Antonio Gates, 2004
- 12 Gary Garrison, 1970

Most, Game

- 5 K. Winslow at Oakland Nov. 22, 1981
- 4 Lance Alworth at Denver Dec. 1, 1968
- 3 (8x), Last: A. Gates vs. K.C. Oct. 30, 2005

Most Consecutive Games

- 9 Antonio Gates, 2009-10
- Lance Alworth, 1963
- 6 John Jefferson, 1980
- Lance Alworth, 1964, 1967
- 5 Lance Alworth, 1965-66

INTERCEPTIONS BY**Most Seasons Leading League**

- 1 Antonio Cromartie, 2007

Most, Career

- 42 Gill Byrd, 1983-92
- 29 Dick Harris, 1960-65
- 26 Rodney Harrison, 1994-02

Most, Season

- 10 Antonio Cromartie, 2007
- 9 Charlie McNeil, 1961
- 8 (4 times) Last: Ryan McNeil, 2001

Most, Game

- 3 (11x) Last: Antonio Cromartie vs. Ind. Nov. 11, 2007
- 2 (80x) Last: Antoine Cason vs. Jacksonville Sept. 19, 2010
- 1 (845x) Last: Shaun Phillips vs. Arizona Oct. 3, 2010

Most Consecutive Games

- 5 Charlie McNeil, 1961
- 4 (4 times) Last: Greg Jackson, 1998
- 3 (18 times) Last: Stephen Cooper, 2008

INTERCEPTION RETURN YARDS**Most Seasons Leading League**

- 1 Charlie McNeil, 1961

Most, Career

- 546 Gill Byrd, 1983-92
- 502 Charlie McNeil, 1960-64
- 477 Kenny Graham, 1964-69

Most, Season

- 349 Charlie McNeil, 1961
- 224 Stanley Richard, 1994
- 166 Vencie Glenn, 1987

Most, Game

- 177 Charlie McNeil vs. Houston, Sept. 24, 1961
- 106 Woodrow Lowe vs. Pittsburgh, Nov. 18, 1979
- 103 Vencie Glenn vs. Denver, Nov. 29, 1987

Longest Return

- 103t Vencie Glenn vs. Denver, Nov. 29, 1987
- 102t Donald Frank at L.A. Raiders, Oct. 31, 1993
- 100t Leslie Duncan vs. Kansas City, Oct. 15, 1967

INTERCEPTION RETURN TOUCHDOWNS**Most, Career**

- 5 Kenny Graham, 1964-69
- Dick Harris, 1960-65
- 4 Woodrow Lowe, 1976-86
- 3 Joe Beauchamp, 1966-75

Most, Season

- 3 Dick Harris, 1961
- 2 (8x) Last: Clinton Hart, 2005
- 1 (60x) Last: Shaun Phillips, 2010

Most, Game

- 1 (79x) Last: Shaun Phillips vs. Arizona Oct. 3, 2010

SACKS**Most Seasons Leading League**

- 1 Shawne Merriman, 2006

Most, Career

- 105.5 Leslie O'Neal, 1986-95
- 67.0 Gary Johnson, 1975-84
- 65.5 Lee Williams, 1984-90

Most, Season

- 17.5 Gary Johnson, 1980
- 17.0 S. Merriman, 2006
- Leslie O'Neal, 1992
- Steve DeLong, 1969

15.5 Fred Dean, 1978**Most, Game (since 1982)**

- 5 Leslie O'Neal vs. Dallas Nov. 16, 1986
- 4 Shaun Phillips vs. Arizona Oct. 3, 2010
- Leslie O'Neal at Phoenix Dec. 6, 1992
- Leslie O'Neal vs. Denver Dec. 22, 1991
- 3.5 (3x) Last: S. Merriman at Sea. Dec. 24, 2006

PUNTS**Most, Career**

- 771 Darren Bennett, 1995-03
- 519 Dennis ParTEE, 1968-75
- 415 Mike Scifres, 2003-10

Most, Season

- 95 Darren Bennett, 1998
- 92 Darren Bennett, 2000
- 89 Darren Bennett, 1997, 1999

Most, Game

- 11 (6x), Last: D. Bennett at Oak. Oct. 11, 1998
- 10 (7x) Last: M. Scifres at Seattle Dec. 24, 2006
- 9 (9x), Last: D. Bennett at Car. Dec. 17, 2000

PUNT YARDS**Most, Career**

- 33,776 Darren Bennett, 1995-03
- 21,417 Dennis ParTEE, 1968-75
- 18,469 Mike Scifres, 2003-10

Most, Season

- 4,248 Darren Bennett, 2000
- 4,174 Darren Bennett, 1998
- 3,972 Darren Bennett, 1997

Most, Game

- 522 Darren Bennett at Oakland Oct. 11, 1998
- 492 Dennis ParTEE at Kansas City Nov. 10, 1974
- 486 Darren Bennett at Cincinnati Nov. 2, 1997
- Dennis ParTEE at Denver Nov. 2, 1969

Longest Punt

- 82 Paul Maguire vs. Dallas Nov. 19, 1961
- 73 Dennis ParTEE at Denver Oct. 17, 1971
- 71 (4x), Last: M. Scifres at Balt. Oct. 1, 2006

PUNTING AVERAGE**Highest, Career (minimum 100 att.)**

44.5 Mike Scifres, 2003-10
 43.8 Darren Bennett, 1995-03
 42.9 Ralf Mojsiejenko, 1985-88

Highest, Season (minimum 50 att.)

46.2 Darren Bennett, 2000
 46.1 Mike Scifres, 2007
 45.7 Mike Scifres, 2008

Highest, Game (minimum 4 att.)

59.5 Mike Scifres at St. Louis Oct. 17, 2010
 Darren Bennett at Pittsburgh Oct. 1, 1995
 57.0 Darren Bennett at Kansas City Sept. 17, 2000
 56.7 Darren Bennett at Denver Oct. 6, 1996

PUNT RETURN YARDS**Most Seasons Leading League**

1 Leslie "Speedy" Duncan, 1965

Most, Career

2,388 Mike Fuller, 1975-80
 1,651 Leslie "Speedy" Duncan, 1964-70
 1,407 Darrien Gordon, 1983-96

Most, Season

537 Darrien Gordon, 1996
 489 Eric Metcalf, 1997
 475 Darrien Gordon, 1994

Most, Game

168 Eric Metcalf at Cincinnati, Nov. 2, 1997
 136 Mike Fuller at Buffalo, Nov. 21, 1976
 133 Andre Coleman at Philadelphia, Sept. 17, 1995

Longest Return

95t L. Duncan vs. New York Jets, Nov. 24, 1968
 90t Darrien Gordon at L.A. Raiders, Sept. 25, 1994
 88t A. Coleman at Philadelphia, Sept. 17, 1995
 Mike Fuller at New Orleans, Oct. 9, 1977

PUNT RETURN AVERAGE**Most Seasons Leading League**

2 Leslie "Speedy" Duncan, 1965, 1966

Highest, Career (minimum 50 ret.)

13.7 Darrien Gordon, 1993-96
 12.0 Leslie "Speedy" Duncan, 1964-70
 11.3 Mike Fuller, 1975-80

Highest, Season (minimum 20 ret.)

15.5 Leslie "Speedy" Duncan, 1965
 14.9 Darrien Gordon, 1996
 13.2 (3x), Last: Darrien Gordon, 1994

PUNT RETURN TOUCHDOWNS**Most, Career**

4 Leslie "Speedy" Duncan, 1964-70
 3 Eric Metcalf, 1997
 Darrien Gordon, 1993-96
 2 (4x) Last: Darren Sproles, 2005-09

Most, Season

3 Eric Metcalf, 1997
 2 (3x) Last: Darrien Gordon, 1994
 1 (14x) Last: Darren Sproles, 2009

Most, Game

2 Eric Metcalf at Cincinnati, Nov. 2, 1997
 1 (21x) Last: D. Sproles vs. Den., Oct. 19, 2009

PUNT RETURNS**Most Seasons Leading League**

1 Leslie Duncan, 1965

Most, Career

212 Mike Fuller, 1975-80
 138 Leslie "Speedy" Duncan, 1964-70
 124 Lionel James, 1984-88

Most, Season

46 Mike Fuller, 1979
 45 Eric Metcalf, 1997
 39 Mike Fuller, 1978

Most, Game

8 (4x) Last: Leon Johnson at Det. Dec. 7, 2003
 7 (4x) Last: Mike Fuller at Hou. Dec. 17, 1978
 6 (6x) Last: Nate Jacquet vs. K.C., Nov. 26, 2000

Most Fair Catches, Season

24 Kenny Graham, 1969
 19 Chris Penn, 1999
 Darrien Gordon, 1994
 18 Kitrick Taylor, 1991

Most Fair Catches, Game

6 Phil McConkey at Kansas City Dec. 17, 1989
 5 Jeff Graham at Oakland Sept. 3, 2000
 Kenny Graham vs. Cincinnati Oct. 4, 1969
 4 (9x), Last: Eric Parker at Wash., Nov. 27, 2005

KICKOFF RETURN YARDS**Most, Career**

5,660 Darren Sproles, 2005-10
 3,997 Ronney Jenkins, 2000-02
 3,914 Andre Coleman, 1994-96

Most, Season

1,541 Ronney Jenkins, 2001
 1,531 Ronney Jenkins, 2000
 1,528 Darren Sproles, 2005

Most, Game

250 Ronney Jenkins, at Oakland, Nov. 18, 2001
 221 Ronney Jenkins vs. New Orleans, Sept. 10, 2000
 214 Ronney Jenkins vs. New England, Oct. 14, 2001

Longest Return

103t Darren Sproles at Denver, Sept. 14, 2008
 Keith Lincoln vs. N.Y. Titans, Sept. 16, 1962
 98t Gary Anderson at Denver, Nov. 17, 1985
 95t Nate Lewis vs. New Orleans, Nov. 17, 1991

KICKOFF RETURN AVERAGE**Highest, Career (minimum 75 ret.)**

25.3 Leslie "Speedy" Duncan, 1964-70
 24.9 Darren Sproles, 2005-10
 24.2 Ronney Jenkins, 2000-02

Highest, Season (minimum 10 ret.)

29.7 Antonio Cromartie, 2006
 28.4 Keith Lincoln, 1962
 28.0 Leslie "Speedy" Duncan, 1969

KICKOFF RETURN TOUCHDOWNS**Most, Career**

4 Andre Coleman, 1994-96
 3 Ronney Jenkins, 2000-02
 2 Darren Sproles, 2005-08
 Anthony Miller, 1988-93

Most, Season

2 (3x) Last: Ronney Jenkins, 2001
 1 (11x) Last: Darren Sproles, 2008

Most, Game

1 (17x) Last: Darren Sproles at Den. Sept. 14, 2008

KICKOFF RETURNS**Most, Career**

227 Darren Sproles, 2005-10
 166 Andre Coleman, 1994-96
 165 Ronney Jenkins, 2000-02

Most, Season

67 Ronney Jenkins, 2000
 63 Darren Sproles, 2005
 62 Andre Coleman, 1995

Most, Game

8 (5x) Last: Darren Sproles at New Orleans Oct. 26, 2008*
 7 (13x) Last: D. Sproles vs. Denver Oct. 19, 2009
 6 (34x) Last: D. Sproles vs. Phil. Nov. 15, 2009
 *at London, England

COMBINED KICKOFF AND PUNT RETURN YARDS**Most, Career**

6,514 Darren Sproles, 2005-10
 5,037 Leslie "Speedy" Duncan, 1964-70
 4,240 Andre Coleman, 1994-96

Most, Season

1,737 Andre Coleman, 1995
 1,636 Darren Sproles, 2005
 1,625 Darren Sproles, 2008

COMBINED KICKOFF AND PUNT RETURNS**Most, Career**

329 Darren Sproles, 2005-10
 289 Mike Fuller, 1975-80
 272 Leslie "Speedy" Duncan, 1964-70

Most, Season

90 Andre Coleman, 1995
 81 Darren Sproles, 2005
 80 Darren Sproles, 2009

SERVICE**Most Seasons, Active Player**

17 David Binn, 1994-10
 15 Dan Fouts, 1973-87
 Russ Washington, 1968-82
 14 Don Macek, 1976-89
 Doug Wilkerson, 1971-84

Most Games

256 David Binn, 1994-10
 200 Junior Seau, 1990-02
 Russ Washington, 1968-82
 195 Doug Wilkerson, 1971-84

Most Consecutive Games

179 David Binn, 1994-10
 178 Russ Washington, 1968-80
 163 Charlie Joiner, 1976-86

Most Consecutive Starts

148 Russ Washington, 1970-80
 140 Walt Sweeney, 1964-73
 114 Doug Wilkerson, 1971-78

TEAM RECORDS

† indicates 9-game strike season

GAMES WON

Most, Season

14 2006
13 2009
12 1961, 1979, 2004

Fewest, Season

1 2000
2 1973, 1975
4 1962, 1972, 1986, 1991, 1997, 2003

Most Consecutive

15 Nov. 27, 1960–Dec. 3, 1961
11 Oct. 25, 2009–Jan. 3, 2010
Oct. 29, 2006–Sept. 9, 2007
8 (4x) Last: Oct. 24–Dec. 19, 2004

Most Consecutive at Home

10 Nov. 5, 1978–Nov. 25, 1979
9 Sept. 17, 2006–Sept. 9, 2007
Nov. 27, 1960–Dec. 9, 1961
8 Oct. 4, 1992–Sept. 19, 1993

Most Consecutive on Road

11 Oct. 2, 1960–Nov. 12, 1961
6 Oct. 25, 2009–Dec. 25, 2009
Nov. 4, 1979–Sept. 28, 1980
5 Jan. 2, 1994–Oct. 16, 1994

Most Consecutive at Start of Season

11 1961
6 1994
4 1966, 1980, 2002

GAMES LOST

Most, Season

15 2000
12 1975, 1986, 1991, 1997, 2003
11 1973, 1998, 2001

Fewest, Season

2 1961, 1965, 2006
3 2009, 1963, 1982†
4 1979, 2004

Most Consecutive

11 Sept. 3, 2000–Nov. 19, 2000
Sept. 21, 1975–Nov. 30, 1975
9 Dec. 8, 2002–Oct. 5, 2003
Nov. 4, 2001–Dec. 30, 2001
8 (4x) Last: Nov. 2, 1997–Dec. 21, 1997

Most Consecutive at Home

6 Sept. 21, 1975–Nov. 16, 1975
Nov. 25, 1973–Oct. 27, 1974
5 (4x) Last: Sept. 10, 2000–Nov. 12, 2000
4 (3x) Last: Dec. 8, 2002–Sept. 21, 2003

Most Consecutive on Road

11 Oct. 6, 1985–Oct. 26, 1986
8 (3x) Last: Sept. 3, 2000–Dec. 17, 2000
7 Nov. 10, 2002–Oct. 5, 2003
Sept. 20, 1998–Dec. 27, 1998

Most Consecutive on Road Without Victory (Ties incl.)

14 Nov. 22, 1970–Nov. 19, 1972

POINTS

Most, Season

492 2006
478 1981
467 1985

Most, Game

58 vs. Denver, Dec. 22, 1963
55 at Oakland, Nov. 22, 1981
vs. Denver, Oct. 20, 1968
54 vs. Pittsburgh, Dec. 8, 1985

Most Game, Both Teams

98 vs. Pittsburgh, Dec. 8, 1985
93 vs. N.Y. Titans, Dec. 18, 1960
90 at Cincinnati, Nov. 12, 2006

Most, Half

45 Oct. 4, 2009 at Pittsburgh (second half)
42 Nov. 12, 2006 at Cincinnati (second half)
41 Nov. 5, 1961 vs. New York Titans (second half)
37 Oct. 19, 2009 vs. Denver (first half)
Sept. 20, 2009 vs. Baltimore (first half)

Most, Quarter

28 at Kansas City Nov. 15, 1964
vs. N.Y. Titans Nov. 5, 1961
vs. Houston Sept. 24, 1961

Most, Quarter, Both Teams

38 at Denver Sept. 14, 2008 (2Q)
at Kansas City Oct. 19, 1986 (2Q)
at Denver Oct. 6, 1963 (2Q)
at Boston Oct. 7, 1961 (2Q)

Fewest, Season

178 1961
188 1973
189 1975

Fewest, Game

0 (26x) Last: at Kansas City Oct. 31, 1999

Most Consecutive Games Not Shutout

175 Nov. 7, 1999–current
121 Sept. 7, 1962–Nov. 2, 1969

TOUCHDOWNS

Most, Season

61 1981
60 1985
59 2006

Most, Game

8 vs. Pittsburgh Dec. 8, 1985
at Oakland Nov. 22, 1981
7 (8x) Last: vs. Denver Dec. 28, 2008
6 (34x) Last: at Tennessee Dec. 25, 2009

Fewest, Season

22 1973, 1975
23 1998
25 1977, 1999

POINTS AFTER TOUCHDOWN

Most, Season

58 2006
55 1981
54 2004

Most, Game

7 (7x) Last: vs. Denver Dec. 28, 2008
6 (27x) Last: at Tennessee Dec. 25, 2009
5 (42x) Last: vs. Arizona Oct. 3, 2010

Fewest, Season

19 1973, 1998
20 1975
21 1977

TWO-POINT CONVERSIONS

Most, Season

3 1994
2 1962, 1963, 1968, 1998, 2003, 2008
1 1961, 1995, 1999, 2002, 2006

Most, Game – (since 1994)

1 (13x) Last: at Seattle Sept. 26, 2010

Most Attempts, Season

7 1994
5 2008
4 1995, 1998, 2000

Most Attempts, Game – (since 1994)

3 at Denver, Sept. 4, 1994
2 (3x) Last: at Kansas City Dec. 14, 2008
1 (29x) Last: at Seattle Sept. 26, 2010

FIELD GOALS

Most, Season

34 1994
32 2009
31 1993, 1999

Most, Game

6 (3x) Last: at Oakland Oct. 5, 1997
5 (8x) Last: vs. Seattle Dec. 30, 2001
4 (22x) Last: at Denver Nov. 22, 2009

Most Attempts, Season

43 2001
40 1993
38 1994

Most Attempts, Game

7 at N.Y. Jets Oct. 8, 1966
6 (6x) Last: vs. Denver Dec. 1, 2002
5 (20x) Last: at Cleveland Oct. 19, 2003

Most, Game, Both Teams

9 vs. Kansas City Sept. 29, 1996
8 at Indianapolis Nov. 3, 1996
vs. New England Nov. 9, 1975
7 (9x) Last: vs. Cleveland Nov. 5, 2006

Most Attempts, Game, Both Teams

10 (4x) Last: vs. Seattle Dec. 12, 1999
9 (3x) Last: vs. Denver Dec. 1, 2002
8 (18x) Last: at Oakland Sept. 28, 2008

Fewest Made, Season

6 1974
10 1976
12 1964, 1970, 1973, 1975

Fewest Attempts, Season

16 1974
19 1970
20 1962, 1976, 1988, 2003

FIRST DOWNS

Most, Season

379 1981, 1985
374 1984
372 1980

Most, Game

35 at Kansas City Oct. 19, 1986
34 vs. Miami Nov. 18, 1984 (OT)
vs. Cincinnati Dec. 20, 1982
33 vs. Oakland Oct. 31, 2004

Most, Game, Both Teams

62 vs. Seattle Sept. 15, 1985
58 vs. Seattle Dec. 29, 2002 (OT)
vs. Miami Nov. 18, 1984 (OT)
at San Francisco Dec. 11, 1982

Fewest, Season

198 1973, 1975
208 1961
217 1962

Fewest, Game

3 at Denver Nov. 30, 1975
5 at Denver Nov. 16, 2003
vs. Oakland Oct. 5, 1970
6 vs. Pittsburgh Dec. 24, 2000
at Seattle Nov. 22, 1987

Most by Rushing, Season

137 2006
131 2004
127 1981

Most by Rushing, Game

19 vs. Oakland Nov. 27, 1960
18 vs. Houston Oct. 3, 1965
17 (3x) Last: vs. Denver, Dec. 28, 2008

Fewest by Rushing, Game

0 at Oakland, Nov. 14, 1999
1 (13x) Last: at Pittsburgh, Oct. 4, 2009
2 (42x) Last: vs. Washington Jan. 3, 2010

Most by Passing, Season

258 1985
244 1980
240 1984

Most by Passing, Game

27 vs. Seattle Sept. 15, 1985
23 vs. Cincinnati Dec. 20, 1982
vs. N.Y. Giants Oct. 19, 1980
22 at Seattle, Sept. 26, 2010
vs. Denver Nov. 28, 1982
vs. Oakland Sept. 14, 1980 (OT)

Fewest by Passing, Season

89 1975
93 1973
110 1961

Fewest by Passing, Game

0 at Kansas City Sept. 20, 1998
1 at Denver Nov. 30, 1975 (OT)
2 (3x) Last: at Denver Nov. 16, 2003

Most by Penalty, Season

37 2004
32 2000
31 1998, 1971

Most by Penalty, Game

7 vs. Baltimore Nov. 15, 1998
vs. Denver Nov. 30, 1997
6 (3x) Last: vs. Oakland Oct. 31, 2004
5 (13x) Last: at Oakland Oct. 10, 2010

Fewest by Penalty, Season

11 1975
12 1964, 1965
13 1968

NET YARDS GAINED

Most, Season

6,744 1981
6,535 1985
6,410 1980

Most, Game

661 vs. Cincinnati Dec. 20, 1982
593 vs. L.A. Raiders Nov. 10, 1985
581 vs. Denver Oct. 20, 1968

Most, Game, Both Teams

1,102 vs. Cincinnati Dec. 20, 1982
1,057 vs. Denver Oct. 20, 1968
1,047 vs. L.A. Raiders Nov. 10, 1985

Fewest, Season

3,411 1975
3,622 1973
3,953 1970

Fewest, Game

70 at Denver Nov. 2, 1969
93 vs. Oakland Oct. 5, 1975
96 at Denver Nov. 16, 2003

Most Total Offensive Plays, Season

1,154 1984
1,135 1980
1,129 1981

Fewest Total Offensive Plays, Season

617 1982†
753 1963
759 1964

RUSHING**Most Attempts, Season**

590 1978
525 2004
522 2006

Most Attempts, Game

58 vs. Oakland, Nov. 20, 1977
53 (4x) Last: vs. Detroit Dec. 16, 2007
51 at Kansas City Sept. 12, 1983

Fewest Attempts, Season

267 1982†
351 2000
361 1966

Most Yards, Season

2,578 2006
2,257 1990
2,248 1991

Most Yards, Game

289 vs. Denver Dec. 28, 2008
287 vs. N.Y. Jets Oct. 13, 1963
274 vs. Detroit Dec. 16, 2007

Fewest Yards, Game

2 vs. Boston Dec. 17, 1961
3 vs. Dallas Texans Nov. 19, 1961
11 vs. Buffalo Nov. 20, 1960

Most Touchdowns, Season

32 2006
26 1981
25 1979

Fewest Touchdowns, Season

5 1997
7 2000
9 1966, 1970

Most Touchdowns, Game

5 (4x) Last: vs. Denver Dec. 28, 2008
4 (22x) Last: at Tennessee Dec. 25, 2009
3 (42x) Last: at Denver Nov. 19, 2006

Most Touchdowns Allowed, Game

5 vs. Atlanta Oct. 21, 1973
at Houston Sept. 18, 1960
4 (10x) Last: at Minnesota Nov. 4, 2007
3 (42x) Last: vs. Denver Dec. 31, 2005

RUSHING AVERAGE**Highest, Season**

5.6 1963
5.1 2003
4.9 2006

Highest, Game

8.52 vs. N.Y. Jets Dec. 24, 1967
8.44 vs. Denver Dec. 22, 1963
8.26 vs. Cleveland Nov. 5, 2006

PASSING**Most Attempts, Season**

662 1984
635 1983
632 1985

Most Attempts, Game

65 at Kansas City Oct. 19, 1986
58 at Kansas City Dec. 22, 1985
56 vs. Miami Nov. 18, 1984, (OT)

Fewest Attempts, Season

337 1975
338 1982†
349 1974

Fewest Attempts, Game

6 at Cleveland Dec. 19, 2004
10 vs. Kansas City Dec. 18, 1988
11 (2x) Last: vs. Houston Oct. 28, 2007

Most Completions, Season

401 1984
386 1985
369 1983

Most Completions, Game

37 (3x) Last: at Kansas City Oct. 19, 1986
35 vs. Miami Dec. 11, 2005
34 (3x) Last: at Kansas City Dec. 14, 2008

Fewest Completions, Game

1 at Kansas City Sept. 20, 1998
3 vs. Oakland Oct. 5, 1975
4 at Cleveland Dec. 19, 2004
vs. Kansas City Nov. 2, 1986

Most Net Yards Gained, Season

4,870 1985
4,739 1981
4,662 1983

Most Net Yards Gained, Game

494 vs. Seattle Sept. 15, 1985
486 vs. Cincinnati Dec. 20, 1982
456 vs. N.Y. Giants Oct. 19, 1980

Fewest Net Yards Gained, Season

1,610 1975
1,808 1973
2,244 1977

Fewest Net Yards Gained, Game

-22 vs. Oakland Oct. 5, 1975
-19 at Kansas City Sept. 20, 1998
7 at Washington Sept. 16, 1973

Most Touchdowns, Season

37 1985
34 1981, 2008
30 1980

Fewest Touchdowns, Season

7 1975
9 1973
11 1977, 1988, 1998

Most Touchdowns, Game

7 at Oakland Nov. 22, 1981
5 (9x) Last: vs. Oakland Oct. 31, 2004
4 (21x) Last: at Tampa Bay Dec. 21, 2008

Most Had Intercepted, Season

34 1962, 1998
33 1968, 1983, 1986
30 1964, 1973, 1978, 1985, 2000

Most Had Intercepted, Game

7 at Seattle Dec. 13, 1998
vs. Kansas City Dec. 8, 1968
6 (6x) Last: vs. Green Bay Oct. 24, 1999
5 (13x) Last: at Denver Dec. 27, 1987

Fewest Had Intercepted, Season

8 2004
9 2006
10 2009

SACKED ATTEMPTING TO PASS**Most Times, Season**

57 1970
53 2000
51 1997

Fewest Times, Season

11 1967
12 1982†
18 1968

Most Times Sacked Opponent, Season

62 1986
61 2006
60 1980

Most Times Sacked Opponent, Game

11 vs. Dallas Nov. 16, 1986
10 vs. Green Bay Sept. 24, 1978
9 (4x) Last: vs. Arizona Oct. 3, 2010

PUNTS**Most, Season**

95 1998
92 2000
90 1997

Most, Game

11 (5x) Last: at Oakland Oct. 11, 1998
10 (9x) Last: at Seattle Dec. 24, 2006
9 (9x) Last: at Carolina Dec. 17, 2000

Fewest, Season

23 1982†
45 1972
51 2008

Fewest, Game

0 (3x) Last: at N.Y. Jets Oct. 14, 1990
1 (30x) Last: vs. Arizona Oct. 3, 2010
2 (66x) Last: vs. Miami Sept. 27, 2009

Fewest, Game, Both Teams

1 vs. Jacksonville Sept. 19, 2010
2 (4x) Last: vs. L.A. Raiders Nov. 29, 1992
3 (13x) Last: vs. Denver Dec. 28, 2008

PUNT YARDS**Most, Season**

4,248 2000
4,174 1998
3,972 1997

Most, Game

522 at Oakland Oct. 11, 1998
492 at Kansas City Nov. 10, 1974
486 at Cincinnati Nov. 2, 1997
at Denver Nov. 2, 1969

Fewest, Season

868 1982†
1,813 1972
2,281 1968

Highest Average, Season

46.2 2000
45.7 2008
45.6 1996

Lowest Average, Season

36.3 1978
36.5 1979
36.8 1975

PUNT RETURNS**Most, Season**

57 1978
52 1979
49 2003

Most, Game

8 (4x) Last: at Detroit Dec. 7, 2003
7 (4x) Last: at Kansas City Sept. 25, 1977
6 (6x) Last: vs. Kansas City Nov. 26, 2000

Fewest, Season

12 1982†
21 1966
22 1963

Most Fair Catches, Season

32 1969
25 1991, 1999
23 2006

Most Fair Catches, Game

6 at Kansas City Dec. 17, 1989
vs. Chicago Dec. 4, 1978
5 at Oakland Sept. 3, 2000
vs. Cincinnati Oct. 4, 1969
4 (8x) Last: at Washington Nov. 27, 2005

Fewest Fair Catches, Season

0 1960, 1961, 1962, 1963, 1965, 1975
1 1976
3 1977

PUNT RETURN YARDS**Most, Season**

590 1978
542 1998
521 1977

Most, Game

168 at Cincinnati Nov. 2, 1997
151 vs. Kansas City Sept. 20, 1965
139 vs. New York Titans Nov. 5, 1961

Fewest, Season

138 1982†
173 1970
183 2007

Highest Average, Season

15.5 1961
14.7 1996
13.4 1965

Lowest Average, Season

5.6 1970
5.8 1971
6.2 2000

PUNT RETURN TOUCHDOWNS**Most, Season**

3 1997
2 1965, 1973, 1990, 1994
1 (12x) Last: 2009

Most, Game

2 at Cincinnati Nov. 2, 1997
1 (21x) Last: vs. Denver, Oct. 4, 2009

KICKOFF RETURNS**Most, Season**

84 2003
83 2000
75 1997

Most, Game

9 (7x) Last: vs. New York Jets Nov. 3, 2002
8 (15x) Last: at New Orleans (at London) Oct. 26, 2008
7 (51x) Last: at Seattle Sept. 26, 2010

Most, Game, Both Teams

17 vs. Pittsburgh Dec. 8, 1985
16 vs. New York Titans Dec. 18, 1960
15 (3x) Last: at New York Giants Oct. 2, 1983

KICKOFF RETURN YARDS**Most, Season**

1,804 2003
1,792 2000
1,716 2001

Most, Game

269 at Oakland Nov. 18, 2001
242 vs. Atlanta Oct. 21, 1973
232 vs. Kansas City Dec. 13, 1964

Fewest, Season

642 1961
734 1977
812 1992

Highest Average, Season

26.0 2001
25.5 2007
25.2 1988

Lowest Average, Season

16.5 1961
17.5 1986
18.0 1992

KICKOFF RETURN TOUCHDOWNS**Most, Season**

2 1988, 1994, 1995, 2001
1 1962, 1985, 1989, 1991, 1997, 2000, 2004, 2007, 2008

Most, Game

1 (17x) Last: at Denver Sept. 14, 2008

PENALTIES**Most Seasons Leading League**

3 1962, 1964, 1965

Most, Season

137 1998
129 1997
128 1981

Most, Game

19 at Kansas City Nov. 16, 1997
16 vs. Baltimore Nov. 15, 1998
15 at Indianapolis Nov. 3, 1997

Fewest, Season

63 1969
64 1982†
68 1966

Fewest, Game

0 (4x) Last: at Cincinnati Dec. 21, 1975
1 (23x) Last: at Cleveland Dec. 6, 2009
2 (40x) Last: vs. Washington Jan. 3, 2010

Most Yards, Season

1,229 1998
1,101 1997
1,039 1988

Most Yards, Game

148 vs. N.Y. Jets Oct. 13, 1963
146 vs. Baltimore Nov. 15, 1998
at Kansas City Nov. 16, 1997
144 vs. Kansas City Nov. 22, 1998

FUMBLES**Most, Season**

44 1985
42 1983
40 1980, 1972

Most, Game

9 vs. Green Bay Sept. 24, 1978
7 vs. Cincinnati Sept. 30, 1973
6 (5x) Last: vs. Pittsburgh Dec. 13, 1987

Most by Opponent, Game

9 at Kansas City Nov. 15, 1964
7 (3x) Last: vs. Washington Sept. 9, 2001
6 (6x) Last: vs. Arizona Dec. 9, 1995

Most, Game, Both Teams

11 (3x) Last: vs. Kansas City Oct. 13, 1985
10 (5x) Last: vs. Seattle Nov. 25, 1990
9 (7x) Last: vs. Washington Sept. 9, 2001

Fewest, Season

13 1993
14 2009
16 1963, 2002

Most Lost, Season

22 1980, 1981, 1983
21 1973
20 1972, 1978, 1987, 2000

Most Lost, Game

6 vs. Green Bay Sept. 24, 1978
4 (12x) Last: at Baltimore Dec. 10, 2000
3 (40x) Last: at Oakland Oct. 10, 2010

Most Own Recovered, Season

25 1985
21 1979
20 1972, 1973, 1975, 1983

Most Own Recovered, Game

6 at Denver Nov. 30, 1973
5 vs. Kansas City Nov. 12, 1995
vs. Oakland Dec. 26, 1999
4 (6x) Last: at Baltimore Oct. 1, 2006

Fewest Own Recovered, Season

4 1963
7 1989, 2009
8 1965, 1967, 1968, 1993, 2002, 2003

Most Opponents Recovered, Season

22 1986
18 1973, 1979, 1980, 1981, 2007
17 1960, 1961, 1963, 1983, 1984

Fewest Opponents Recovered, Season

5 1963
6 1970, 1974, 2002
7 1969, 1982†, 1992, 1993, 2003

POINTS ALLOWED**Most, Season**

462 1983
441 2003
440 2000

Most, Game

57 at St. Louis Oct. 1, 2000
52 at Pittsburgh Nov. 25, 1984
51 at Oakland Oct. 29, 1967

Most, Quarter

31 at Oakland Dec. 8, 1963 (4Q)
30 at St. Louis Nov. 20, 1983 (2Q)
28 (5x) Last: at Minnesota Nov. 28, 1999 (2Q)

Fewest, Season

205 1977
219 1961
221 1982†

Fewest, Game

0 (15x) Last: at Oakland Sept. 11, 2006
3 (16x) Last: at Denver Nov. 22, 2009
6 (16x) Last: at Carolina Oct. 24, 2004

FIRST DOWNS ALLOWED**Most, Season**

365 1981
363 1985
347 1983

Most, Game

34 (3x) Last: at Denver Sept. 14, 2008
33 vs. Cincinnati Nov. 23, 2003
32 at Pittsburgh Oct. 4, 2009

Fewest, Season

190 1965
196 1982†
224 1962

Fewest, Game

5 at Tampa Bay Sept. 19, 1976
6 at Oakland Oct. 11, 1998
at Oakland (at San Fran.) Oct. 22, 1961
7 (4x) Last: vs. Houston Sept. 15, 2002

Most by Rushing, Season

154 1975
143 1971
137 1983

Most by Rushing, Game

19 (3x), Last: at Seattle Nov. 22, 1987
17 vs. Houston Sept. 23, 1962
16 vs. New England Oct. 16, 1977
vs. Kansas City Dec. 18, 1966

Fewest by Rushing, Season

54 1965
65 1982
71 1969

Fewest by Rushing, Game

0 (4x) Last: at Carolina Dec. 12, 2000
1 (17x) Last: vs. Oakland Dec. 4, 2008
2 (34x) Last: vs. Philadelphia Nov. 15, 2009

Most by Passing, Season

217 1985
216 1981
213 2008

Most by Passing, Game

24 at Denver Nov. 19, 2000
22 (4x) Last: vs. Philadelphia Nov. 15, 2009
21 (3x) Last: at Indianapolis Dec. 26, 2004

Fewest by Passing, Season

105 1977
114 1971
116 1965

Fewest by Passing, Game

1 vs. Oakland Dec. 28, 2003
at Cincinnati Oct. 4, 1987
2 (6x) Last: at Cleveland Dec. 19, 2004
3 (11x) Last: at Kansas City Oct. 25, 2009

Most by Penalty, Season

41 2000, 2004
35 1981, 1997, 1998
30 1996, 2002

Most by Penalty, Game

7 vs. Cleveland, Nov. 5, 2006
6 (5x) Last: at New Orleans (at London) Oct. 26, 2008
5 (13x) Last: at Denver Sept. 14, 2008

Fewest by Penalty, Season

12 1982†
13 1969, 1992
14 1976

NET YARDS ALLOWED**Most, Season**

6,265 1985
6,136 1981
6,034 2002

Most, Game

614 at St. Louis Oct. 1, 2000
591 vs. Seattle Dec. 29, 2002
545 at Cincinnati Nov. 12, 2006

Fewest, Season

3,253 1982†
3,276 1965
3,652 1977

Fewest, Game

58 at Oakland (at San Fran.) Oct. 22, 1961
99 vs. Indianapolis Nov. 1, 1992
106 vs. Oakland Sept. 17, 1961

RUSHING ALLOWED**Most Attempts, Season**

606 1975
559 1973
552 1983

Most Attempts, Game

61 at Chicago Oct. 25, 1981 (OT)
60 at Denver Nov. 30, 1975
59 at Oakland Sept. 18, 1977

Fewest Attempts, Season

230 1982†
306 1965
355 2004

Fewest Attempts, Game

9 vs. Detroit Dec. 16, 2007
vs. Miami Sept. 7, 1986
10 vs. Denver Dec. 28, 2008
11 (3x) Last: vs. Oakland Oct. 31, 2004

Most Yards, Season

2,442 1975
2,403 1966
2,296 1971

Most Yards, Game

378 at Minnesota Nov. 4, 2007
328 at Denver Nov. 30, 1975
303 at Buffalo Oct. 13, 1962

Fewest Yards, Season

1,094 1965
1,121 1982†
1,140 1998

Fewest Yards, Game

2 at Oakland (at San Fran.) Oct. 22, 1961
11 at Carolina Dec. 17, 2000
13 at Oakland Oct. 5, 1997

Most Touchdowns, Season

26 1983
25 1971, 1981, 1985
23 1973, 1984

Fewest Touchdowns, Season

7 1961, 1965
8 1999
10 (9x) Last: 2009

PASSING ALLOWED**Most Attempts, Season**

607 2002, 2004
605 2008
595 1985

Most Attempts, Game

61 vs. St. Louis Sept. 20, 1987
58 (2x) Last: vs. Tennessee Oct. 3, 2004
57 at Cleveland Sept. 7, 1981

Fewest Attempts, Season

330 1977
341 1973
342 1982†

Fewest Attempts, Game

7 at Detroit Nov. 6, 1977
12 (2x) Last: at Denver Dec. 10, 1972
13 (4x) Last: at Cincinnati Oct. 4, 1987

Most Completions, Season

411 2008
375 2002
372 2004

Most Completions, Game

40 vs. Cincinnati Dec. 20, 1982
39 vs. Tennessee Oct. 3, 2004
37 Kansas City Oct. 9, 1994

Fewest Completions, Season

170 1966
172 1977
177 1973

Fewest Completions, Game

3 at Tampa Bay Sept. 19, 1976
5 (4x) Last: at Cincinnati Oct. 4, 1987
6 (6x) Last: vs. Oakland Dec. 28, 2003

Most Net Yards, Season

5,056 199
4,311 1981
4,295 2002

Most Net Yards, Game

453 at St. Louis Nov. 10, 2002
451 at St. Louis Oct. 1, 2000
443 at Denver Nov. 19, 2000

Fewest Net Yards, Season

1,725 1977
2,155 1966
2,174 1965

Fewest Net Yards, Game

-13 at Cincinnati Oct. 4, 1987
0 vs. Oakland Dec. 28, 2003
vs. Cincinnati Dec. 6, 1970
4 at Tampa Bay Sept. 19, 1976

Most Touchdowns, Season

36 2003
33 2000
31 1997

Most Touchdowns, Game

6 vs. Oakland Oct. 27, 1963
5 (6x) Last: at Denver Nov. 19, 2000
4 (24x) Last: at Denver Sept. 14, 2008

Fewest Touchdowns, Season

10 1982†
11 1979
13 1966, 1970, 1974

INTERCEPTIONS BY**Most, Season**

49 1961 (NFL Record)
31 1969
30 1964, 2007

Most, Game

6 (6x) Last: vs. Indianapolis Nov. 11, 2007
5 (8x) Last: vs. Detroit Dec. 16, 2007
4 (29x) Last: vs. Jacksonville Sept. 19, 2010

Most, Game, Both Teams

10 at Seattle Dec. 13, 1998
9 at Denver Sept. 21, 1980
at Oakland Nov. 1, 1964
8 (11x) Last: vs. Indianapolis Nov. 11, 2007

Fewest, Season

9 1970
10 2005
13 1967, 1982†, 1987, 2003

Most Yards Returned, Season

929 1961 (NFL Record)
562 1979
499 1984

Most Yards Returned, Game

194 vs. Houston Sept. 24, 1961
174 vs. Denver Oct. 29, 1961
171 vs. Pittsburgh Nov. 18, 1979

Fewest Yards Returned, Season

90 1970
123 1999
140 2006

Most Touchdowns by Returns, Season

9 1961 (NFL Record)
5 1984
4 1994, 2000

Most Touchdowns by Returns, Game

2 at Kansas City Oct. 19, 1986
vs. Denver Oct. 29, 1961
1 (74x) Last: vs. Arizona Oct. 3, 2010

Most Consecutive Games

46 1960-63 (NFL Record)

PUNT RETURNS**Most by Opponents, Season**

56 1988
51 1996, 2000
48 1974, 1975

Fewest by Opponents, Season

7 1982†
16 1968
22 1963

Most Yards by Opponents, Season

722 2000
601 1976
558 1988

Most Yards by Opponent, Game

160 at Kansas City, Sept. 13, 2010
151 vs. Kansas City Sept. 26, 1965
150 at Denver Dec. 27, 1987

KICKOFF RETURNS**Most by Opponent, Season**

90 2006
88 1981
87 2009

Fewest by Opponent, Season

35 1973
39 1974
40 1975

Most by Opponent, Game

10 (4x) Last: vs. Detroit Dec. 16, 2007
9 (6x) Last: vs. Denver Dec. 28, 2008
8 (15x) Last: at Kansas City Oct. 25, 2009

THE LAST TIME**100 Yards Rushing**

Chargers — Mike Tolbert 100 yards vs. Arizona Oct. 3, 2010 (16 att.)
Opponent — Steven Jackson 109 yards (at St. Louis) Oct. 17, 2010 (29 att.)

200 Yards Rushing

Chargers — LaDainian Tomlinson 243 yards vs. Oakland Dec. 28, 2003 (31 att.)
Opponent — Adrian Peterson 296 yards (at Minnesota) Nov. 4, 2007 (30 att.)

3 Touchdowns Rushing

Chargers — LaDainian Tomlinson (3) vs. Denver Dec. 28, 2008
Opponent — Adrian Peterson (at Minnesota) Nov. 4, 2007

100 Yards Receiving

Chargers — Patrick Crayton 117 yards at St. Louis Oct. 17, 2010 (6 rec.)
Opponent — Mike Sims-Walker 105 yards (vs. Jacksonville) Sept. 19, 2010 (10 rec.)

200 Yards Receiving

Chargers — Malcolm Floyd 213 yards at Oakland Oct. 10, 2010 (8 rec.)
Opponent — Chad Johnson 260 yards (at Cincinnati) Nov. 12, 2006 (11 rec.)

3 Touchdowns Receiving

Chargers — Antonio Gates vs. Kansas City Oct. 30, 2005
Opponent — Chad Johnson (Cincinnati) Nov. 23, 2003

4 Total Touchdowns

Chargers — LaDainian Tomlinson vs. Oakland Oct. 14, 2007 (4 rushing)
Opponent — Harvey Williams (Oakland) Nov. 16, 1997 (2 rush, 2 rec.)

300 Yards Passing

Chargers — Philip Rivers 431 yards at Oakland Oct. 10, 2010
Opponent — Carson Palmer 314 yards vs. Cincinnati Dec. 20, 2009

400 Yards Passing

Chargers — Philip Rivers 431 yards at Oakland Oct. 10, 2010
Opponent — Donovan McNabb 450 yards vs. Philadelphia Nov. 15, 2009

3 Touchdown Passes

Chargers — Philip Rivers (3) vs. Jacksonville Sept. 19, 2010
Opponent — Brady Quinn (3) (at Cleveland) Nov. 9, 2009

5 Touchdown Passes

Chargers — Drew Brees (5) vs. Oakland Oct. 31, 2004
Opponent — Gus Frerotte (5) (at Denver) Nov. 19, 2000

Punt Return for Touchdown

Chargers — Darren Sproles 77 yards vs. Denver Oct. 19, 2009
Opponent — Dexter McCluster 94 yards at Kansas City Sept. 13, 2010

Kickoff Return for Touchdown

Chargers — Darren Sproles 103 yards at Denver Sept. 14, 2008
Opponent — Leon Washington 101 & 99 yards (at Seattle) Sept. 26, 2010

Fumble Returned for Touchdown

Chargers — Paul Oliver 40 yards vs. K.C. Nov. 29, 2009 (Matt Cassel fumble)
Opponent — Tyvon Branch 64 yards (at Oakland) Oct. 10, 2010 (Philip Rivers fumble)

Intercepted Pass Returned for Touchdown

Chargers — Shaun Phillips, 31 yards vs. Arizona Oct. 3, 2010 (Derek Anderson passer)
Opponent — David Barrett, 25 yards (N.Y. Jets), Sept. 22, 2008 (Philip Rivers passer)

Field Goal Returned for Touchdown

Chargers — Antonio Cromartie, 109 yards at Minnesota, Nov. 4, 2007
Opponent — Matt Ware, 65 yards, at Philadelphia, Oct. 23, 2005

3 Interceptions or More

Chargers — A. Cromartie (3) vs. Ind. Nov. 11, 2007 (Peyton Manning passer)
Opponent — Kwamie Lassiter (4) (at Ari.), Dec. 27, 1998 (Craig Whelihan passer)

Shutout

Chargers — San Diego 27, at Oakland 0, Sept. 11, 2006
Opponent — at Kansas City 34, San Diego 0, Oct. 31, 1999

40 Points

Chargers — at San Diego 41, Arizona 10, Oct. 3, 2010
Opponent — San Diego 49, at Cincinnati 41, Nov. 12, 2006

50 Points

Chargers — at San Diego 52, Denver 21, Dec. 28, 2008
Opponent — at St. Louis 57, San Diego 31, Oct. 1, 2000

Safety

Chargers — Brandon Siler sacks Matt Hasselbeck in end zone (at Seattle), Sept. 26, 2010
Opponent — Punt blocked by Rock Cartwright out of end zone (at Oakland) Oct. 10, 2010

500 Yards Total Net Offense

Chargers — 506 yards at Oakland Oct. 10, 2010
Opponent — 528 yards (at Minnesota) Nov. 4, 2007

PAT Blocked

Chargers — John Parrella vs. Kansas City, Nov. 4, 2001
Opponent — Marcus Thomas (at Denver), Nov. 22, 2009

Field Goal Blocked

Chargers — Adrian Dingle vs. N.Y. Jets, Nov. 3, 2002
Opponent — James Hall at St. Louis, Oct. 17, 2010

Punt Blocked By

Chargers — Jacob Hester at Kansas City, Oct. 25, 2009 (Dustin Colquitt punter) recovered in end zone for touchdown
Opponent — Rock Cartwright (at Oakland), Oct. 10, 2010 (Mike Scifres punter)
Brandon Myers (at Oakland), Oct. 10, 2010 (Mike Scifres punter)

CAREER TOP 10

RUSHING YARDS

1. LaDainian Tomlinson, 2001-09	12,490
2. Paul Lowe, 1960-68	4,972
3. Marion Butts, 1989-93	4,297
4. Natrone Means, 1993-95, 98-99	3,885
5. Chuck Muncie, 1980-84	3,309
6. Don Woods, 1974-80	2,858
7. Keith Lincoln, 1961-66, 68	2,698
8. Dick Post, 1967-70	2,519
9. Gary Anderson, 1985-88	2,250
10. Mike Garrett, 1970-73	2,235

RUSHING TOUCHDOWNS

1. LaDainian Tomlinson, 2001-09	138
2. Chuck Muncie, 1980-84	43
3. Paul Lowe, 1960-68	38
4. Natrone Means, 1993-95, 98-99	34
5. Marion Butts, 1989-93	31
6. Tim Spencer, 1985-90	19
7. Hank Bauer, 1977-82	17
8. Rod Bernstine, 1987-92	17
9. Dick Post, 1967-70	17
10. Clarence Williams, 1977-81	17

RUSHING ATTEMPTS

1. LaDainian Tomlinson, 2001-09	2,880
2. Marion Butts, 1989-93	1,031
3. Paul Lowe, 1960-68	1,015
4. Natrone Means, 1993-95, 98-99	1,013
5. Chuck Muncie, 1980-84	773
6. Don Woods, 1974-80	713
7. Keith Lincoln, 1961-66, 68	573
8. Mike Garrett, 1970-73	572
9. Dick Post, 1967-70	568
10. Gary Anderson, 1985-88	548

TOTAL YARDS FROM SCRIMMAGE

1. LaDainian Tomlinson, 2001-09	16,445
2. Lance Alworth, 1962-70	9,721
3. Charlie Joiner, 1976-86	9,191
4. Gary Garrison, 1966-76	7,562
5. Kellen Winslow, 1979-87	6,741
6. Antonio Gates, 2003-10	6,713
7. Wes Chandler, 1981-87	6,197
8. Paul Lowe, 1960-68	6,017
9. Anthony Miller, 1988-93	5,660
10. Ronnie Harmon, 1990-95	5,567

PASSING YARDS

1. Dan Fouts, 1973-87	43,040
2. John Hadl, 1962-72	26,938
3. Philip Rivers, 2004-10	16,959
4. Stan Humphries, 1992-97	16,085
5. Drew Brees, 2001-05	12,348
6. Jack Kemp, 1960-62	5,996
7. Doug Flutie, 2001-04	4,901
8. John Friesz, 1990-93	4,396
9. Jim Harbaugh, 1999-00	4,177
10. Billy Joe Tolliver, 1989-90	3,671

TOUCHDOWN PASSES

1. Dan Fouts, 1973-87	254
2. John Hadl, 1962-72	201
3. Philip Rivers, 2004-10	118
4. Stan Humphries, 1992-97	85
5. Drew Brees, 2001-05	80
6. Jack Kemp, 1960-62	37
7. Tobin Rote, 1963-64	29
8. Doug Flutie, 2001-04	25
9. Billy Joe Tolliver, 1989-90	21
10. John Friesz, 1990-93	19

PASS ATTEMPTS

1. Dan Fouts, 1973-87	5,604
2. John Hadl, 1962-72	3,640
3. Stan Humphries, 1992-97	2,350
4. Philip Rivers, 2004-10	2,134
5. Drew Brees, 2001-05	1,809
6. Jack Kemp, 1960-62	815
7. John Friesz, 1990-93	747
8. Doug Flutie, 2001-04	737
9. Jim Harbaugh, 1999-00	636
10. Billy Joe Tolliver, 1989-90	595

PASS COMPLETIONS

1. Dan Fouts, 1973-87	3,297
2. John Hadl, 1962-72	1,824
3. Philip Rivers, 2004-10	1,344
4. Stan Humphries, 1992-97	1,335

5. Drew Brees, 2001-05	1,125
6. Doug Flutie, 2001-04	408
7. John Friesz, 1990-93	401
8. Jack Kemp, 1960-62	389
9. Jim Harbaugh, 1999-00	372
10. Billy Joe Tolliver, 1989-90	305

PASSES INTERCEPTED

1. Dan Fouts, 1973-87	242
2. John Hadl, 1962-72	211
3. Stan Humphries, 1992-97	73
4. Drew Brees, 2001-05	53
5. Philip Rivers, 2004-10	50
6. Jack Kemp, 1960-62	49
7. Ryan Leaf, 1998-00	33
8. Tobin Rote, 1963-64	32
9. Craig Whelihan, 1995-98	29
10. Jim Harbaugh, 1999-00	24
11. Billy Joe Tolliver, 1989-90	24

RECEIVING YARDS

1. Lance Alworth, 1962-70	9,584
2. Charlie Joiner, 1976-86	9,203
3. Gary Garrison, 1966-76	7,533
4. Kellen Winslow, 1979-87	6,741
5. Antonio Gates, 2003-10	6,713
6. Wes Chandler, 1981-87	6,132
6. Anthony Miller, 1988-93	5,582
8. Tony Martin, 1994-97	4,184
9. LaDainian Tomlinson, 2001-09	3,955
10. Ronnie Harmon, 1990-95	3,928

RECEIVING TOUCHDOWNS

1. Lance Alworth, 1962-70	81
2. Antonio Gates, 2003-10	66
3. Gary Garrison, 1966-76	58
4. Charlie Joiner, 1976-86	47
5. Kellen Winslow, 1979-87	45
6. Wes Chandler, 1981-87	41
7. Anthony Miller, 1988-93	37
8. John Jefferson, 1978-80	36
9. Tony Martin, 1994-97	33
10. Don Norton, 1960-66	27

RECEPTIONS

1. Charlie Joiner, 1976-86	586
2. Kellen Winslow, 1979-87	541
3. LaDainian Tomlinson, 2001-09	530
4. Antonio Gates, 2003-10	510
5. Lance Alworth, 1962-70	493
6. Gary Garrison, 1966-76	404
7. Ronnie Harmon, 1990-95	377
8. Anthony Miller, 1988-93	374
9. Wes Chandler, 1981-87	373
10. Tony Martin, 1994-97	288

QUARTERBACK SACKS

1. Leslie O'Neal, 1986, 1988-95	105.5
2. Gary Johnson, 1975-84	67.0
3. Lee Williams, 1984-90	65.5
4. Fred Dean, 1975-81	53.5
5. Shaun Phillips, 2004-10	51.5
6. Junior Seau, 1990-02	47.0
7. Raylee Johnson, 1993-03	46.0
8. Shawne Merriman, 2005-09	43.5
9. Leroy Jones, 1976-83	43.5
10. Louie Kelcher, 1975-83	39.0

INTERCEPTIONS

1. Gill Byrd, 1983-92	42
2. Dick Harris, 1960-65	29
3. Rodney Harrison, 1994-02	26
4. Kenny Graham, 1964-69	25
5. Mike Williams, 1975-82	24
6. Joe Beauchamp, 1966-75	23
7. Woodrowe Lowe, 1976-86	21
8. Bob Howard, 1967-74	21
9. Leslie "Speedy" Duncan, 1964-69	21
10. Chuck Allen, 1961-68	20

INTERCEPTION RETURN YARDS

1. Gill Byrd, 1983-92	546
2. Charlie McNeil, 1960-64	502
3. Kenny Graham, 1964-69	477
4. Joe Beauchamp, 1966-75	433
5. Dick Harris, 1960-65	413
6. Rodney Harrison, 1994-02	345
7. Woodrowe Lowe, 1976-86	343
8. Darren Carrington, 1991-94	337

9. Leslie Duncan, 1964-69	322
10. Glen Edwards, 1978-81	309

INTERCEPTION RETURN TOUCHDOWNS

1. Kenny Graham, 1964-69	5
Dick Harris, 1960-65	5
3. Woodrowe Lowe, 1976-86	4
4. Joe Beauchamp, 1966-75	3
5. Shaun Phillips, 2004-10	2
Antonio Cromartie, 2006-09	2
Clinton Hart, 2004-09	2
Donnie Edwards, 2002-06	2
Rodney Harrison, 1994-02	2
Stanley Richard, 1991-94	2
(7) others with 2 each	

TOUCHDOWNS SCORED

1. LaDainian Tomlinson, 2001-09	153
2. Lance Alworth, 1962-70	83
3. Antonio Gates, 2003-10	66
4. Gary Garrison, 1966-76	58
5. Charlie Joiner, 1976-86	47
6. Paul Lowe, 1960-68	46
7. Kellen Winslow, 1979-87	45
8. Chuck Muncie, 1980-84	45
9. Wes Chandler, 1981-87	41
10. Anthony Miller, 1988-93	40

POINTS SCORED

1. John Carney, 1990-00	1,076
2. LaDainian Tomlinson, 2001-09	918
3. Nate Kaeding, 2004-10	792
4. Rolf Benirschke, 1977-86	766
5. Lance Alworth, 1962-70	500
6. Antonio Gates, 2003-10	396
7. Dennis Partee, 1968-75	380
8. Gary Garrison, 1966-76	348
9. Charlie Joiner, 1976-86	282
10. Paul Lowe, 1960-68	276

FIELD GOALS

1. John Carney, 1990-00	261
2. Nate Kaeding, 2004-10	157
3. Rolf Benirschke, 1977-86	146
4. Dennis Partee, 1968-75	71
5. George Blair, 1961-64	50
6. Steve Christie, 2001-03	42
7. Ray Wersching, 1973-76	32
8. Dick Van Raaphorst, 1966-67	31
9. Wade Richey, 2001-02	21
10. Vince Abbott, 1987-88	21

FIELD GOAL ATTEMPTS

1. John Carney, 1990-00	320
2. Rolf Benirschke, 1977-86	208
3. Nate Kaeding, 2004-10	181
4. Dennis Partee, 1968-75	121
5. George Blair, 1961-64	80
6. Ray Wersching, 1973-76	68
7. Dick Van Raaphorst, 1966-67	61
8. Steve Christie, 2001-03	57
9. Herb Travenio, 1965	35
10. Vince Abbott, 1987-88	34

KICKOFF RETURN YARDS

1. Darren Sproles, 2005-10	5,660
2. Ronney Jenkins, 2000-02	3,997
3. Andre Coleman, 1994-96	3,914
4. Leslie "Speedy" Duncan, 1964-70	3,386
5. James Brooks, 1981-83	2,305
6. Kenny Bynum, 1997-00	2,182
7. Lionel James, 1984-88	2,094
8. Nate Lewis, 1990-93	2,047
9. Artie Owens, 1976-79	1,998
10. Tim Dwight, 2001-04	1,876

KICKOFF RETURN TOUCHDOWNS

1. Andre Coleman, 1994-96	4
2. Ronney Jenkins, 2000-02	3
3. Darren Sproles, 2005-10	2
4. Anthony Miller, 1988-93	2
5. Tim Dwight, 2001-04	1
6. Rodney Harrison, 1994-02	1
7. Nate Lewis, 1990-93	1
8. Jamie Holland, 1987-89	1
9. Gary Anderson, 1985-88	1
10. Keith Lincoln, 1960-66	1

KICKOFF RETURNS

1. Darren Sproles, 2005-10	227
2. Andre Coleman, 1994-96	166
3. Ronney Jenkins, 2000-02	165
4. Leslie "Speedy" Duncan, 1964-70	134
5. Kenny Bynum, 1997-00	107
6. James Brooks, 1981-83	105
7. Lionel James, 1984-88	99
8. Nate Lewis, 1990-93	92
9. Artie Owens, 1976-79	88
10. Tim Dwight, 2001-04	80

PUNT RETURN YARDS

1. Mike Fuller, 1975-80	2,388
2. Leslie "Speedy" Duncan, 1964-70	1,651
3. Darrien Gordon, 1993-94, 96	1,407
4. Lionel James, 1984-88	1,193
5. Eric Parker, 2002-06	881
6. Darren Sproles, 2005-10	854
7. James Brooks, 1981-83	565
8. Tim Dwight, 2001-04	508
9. Eric Metcalf, 1997	489
10. Latario Rachal, 1998	387

PUNT RETURN TDS

1. Leslie "Speedy" Duncan, 1964-70	4
2. Eric Metcalf, 1997	3
Darrien Gordon, 1993-94, 96	3
4. Darren Sproles, 2005-10	2
Lionel James, 1984-88	2
Mike Fuller, 1975-80	2
Ron Smith, 1973	2
8. Tim Dwight, 2001-04	1
Andre Coleman, 1994-96	1
Nate Lewis, 1990-93	1
(2) others with 1 each	

PUNT RETURNS

1. Mike Fuller, 1975-80	212
2. Leslie "Speedy" Duncan, 1964-70	138
3. Lionel James, 1984-88	124
4. Eric Parker, 2002-06	105
5. Darrien Gordon, 1993-94, 96	103
6. Darren Sproles, 2005-10	102
7. James Brooks, 1981-83	52
8. Tim Dwight, 2001-04	46
9. Eric Metcalf, 1997	45
10. Nate Lewis, 1990-93	34
Kitrick Taylor, 1990-91	34

MOST SEASONS

1. David Binn, 1994-10	17
2. Dan Fouts, 1973-87	15
Russ Washington, 1968-82	15
4. Doug Wilkerson, 1971-84	14
Don Macek, 1976-89	14
6. Junior Seau, 1990-02	13
7. Jamal Williams, 1998-09	12
8. Raylee Johnson, 1993-03	11
John Carney, 1990-00	11
Charlie Joiner, 1976-86	11
(5) others will 11 each	11

MOST GAMES PLAYED

1. David Binn, 1994-10	256
2. Junior Seau, 1990-02	200
Russ Washington, 1968-82	200
4. Doug Wilkerson, 1971-84	195
5. Dan Fouts, 1973-87	181
6. Charlie Joiner, 1976-86	164
Woodrow Lowe, 1976-86	164
8. Don Macek, 1976-89	162
9. John Carney, 1990-00	160
10. John Hadl, 1962-72	154
Walt Sweeney, 1963-73	154

CHARGERS 10 LONGEST**RUNS FROM SCRIMMAGE**

87t — Paul Lowe at Dallas Sept. 10, 1961
86t — Keith Lincoln at Oakland Sept. 30, 1962
85t — LaDainian Tomlinson vs. K.C. Dec. 17, 2006
83t — Michael Turner at Indianapolis Dec. 18, 2005
80t — Brad Hubbard vs. N.Y. Jets Dec. 24, 1967
76 — LaDainian Tomlinson vs. Den. Dec. 1, 2002
76t — Keith Lincoln at Kansas City Oct. 20, 1963
74t — Michael Turner at Denver Oct. 7, 2007
73t — LaDainian Tomlinson vs. Minn. Nov. 9, 2003
Chuck Muncie at Seattle, Nov. 16, 1981
73 — Michael Turner vs. Tenn., Sept. 17, 2006

PASS COMPLETIONS

99t — Humphries to Martin at Sea. Sept. 18, 1994
91t — Kemp to Lincoln at Denver Nov. 12, 1961
88t — Luther to Duckworth vs. Chi. Dec. 3, 1984
85t — Hadl to Alworth at Boston Oct. 17, 1965
Rote to Alworth at Denver Oct. 6, 1963
84t — Hadl to Garrison at N.Y. Jets Oct. 5, 1968
83t — Leaf to Graham at Denver Nov. 19, 2000
82t — Rote to Alworth vs. N.Y. Jets Dec. 6, 1964
81t — Rivers to Sproles vs. Balt. Sept. 20, 2009
Fouts to Joiner vs. Houston Oct. 17, 1976

FIELD GOALS

57 — Nate Kaeding at Tampa Bay Dec. 21, 2008
55 — N. Kaeding vs. Kansas City Nov. 29, 2009
54 — Nate Kaeding at Baltimore Oct. 1, 2006
John Carney at Kansas City Sept. 17, 2000
John Carney vs. Buffalo Sept. 6, 1998
John Carney vs. Seattle Nov. 10, 1991
53 — Nate Kaeding at Atlanta Oct. 17, 2004
Steve Christie at Buffalo Dec. 15, 2002
John Carney vs. Seattle Sept. 1, 1996
John Carney at N.Y. Jets Nov. 24, 1991
(2) others with 53-yard field goals each

PUNTS

82 — Paul Maguire vs. Dallas Nov. 19, 1961
73 — Dennis Partee at Denver Oct. 17, 1971
71 — Mike Scifres at Baltimore Oct. 1, 2006
Mike Scifres vs. Oakland Dec. 4, 2005
Maury Buford at Denver Sept. 12, 1982
John Hadl at Denver Nov. 8, 1964
70 — Mike Scifres vs. Baltimore Nov. 25, 2007
67 — Mike Scifres vs. Arizona Oct. 3, 2010
Mike Scifres vs. Indianapolis Jan. 3, 2009
Mike Scifres at Miami Oct. 5, 2008
John Kidd vs. Kansas City Oct. 17, 1993
Ralf Mojsisienko at Denver Nov. 17, 1985

INTERCEPTION RETURNS

103t — Vencie Glenn vs. Denver Nov. 29, 1987
102t — Donald Frank at L.A. Raiders Oct. 31, 1993
100t — Leslie Duncan vs. Kansas City Oct. 15, 1967
99t — Shaun Gayle at N.Y. Giants Dec. 23, 1995
Stanley Richard at Denver Sept. 4, 1994
Gill Byrd at Kansas City Oct. 4, 1984
83t — Willie Clark at Oakland Sept. 22, 1996
80t — Coy Bacon at Denver Nov. 11, 1973
77t — Woodrow Lowe vs. Pittsburgh Nov. 18, 1979
76t — Charlie McNeil vs. Houston Sept. 24, 1961

KICKOFF RETURNS

103t — Darren Sproles at Denver Sept. 14, 2008
Keith Lincoln vs. N.Y. Titans Sept. 16, 1962
98t — Andre Coleman vs. San Francisco Jan. 29, 1995
Gary Anderson at Denver, Nov. 17, 1985
95t — Nate Lewis vs. New Orleans, Nov. 17, 1991
94t — Jamie Holland vs. Kansas City Dec. 18, 1988
93t — Ronney Jenkins at Oakland Nov. 18, 2001
R. Jenkins vs. New Orleans Sept. 10, 2000
Anthony Miller at L.A. Rams, Nov. 20, 1988
92t — Andre Coleman vs. Arizona, Dec. 9, 1995

PUNT RETURNS

95t — Leslie Duncan vs. N.Y. Jets Nov. 24, 1968
90t — Darrien Gordon at L.A. Raiders Sept. 25, 1994
88t — Andre Coleman at Philadelphia Sept. 17, 1995
Mike Fuller at New Orleans Oct. 9, 1977
85t — Eric Metcalf at Cincinnati Nov. 2, 1997
84t — Tim Dwight vs. Washington Sept. 9, 2001
Ron Smith vs. New Orleans Nov. 18, 1973
83t — Eric Metcalf vs. Denver Nov. 30, 1997
82t — Paul Lowe at Boston Oct. 7, 1961
81t — Darrien Gordon vs. K.C. Sept. 29, 1996
Lionel James vs. St. Louis, Sept. 20, 1987
Leslie Duncan vs. Buffalo, Sept. 4, 1966

FUMBLE RETURNS

86t — Eric Weddle vs. Atlanta Nov. 30, 2008
82t — Donnie Edwards at St. Louis Nov. 10, 2002
81t — Vencie Glenn vs. N.Y. Giants Oct. 22, 1989
79t — Marlon McCree vs. St. Louis Oct. 29, 2006
78t — Paul Bradford at San. Fran. Nov. 23, 1997
75t — Keith Browner (25 yds.) lateral to Sam Seale (50 yds.) at L.A. Rams Nov. 20, 1988
58t — Rick Redman vs. Miami Oct. 2, 1966
53 — Henry Rolling at L.A. Raiders Oct. 6, 1991
49t — Rommie Loudd at Oak. (at S.F.) Dec. 4, 1960
45t — Raylee Johnson at Denver Nov. 11, 2001

BLOCKED PUNT RETURNS

35t — Bob Zeman at Boston Oct. 7, 1961
21t — Derrie Nelson vs. Dallas Nov. 13, 1983
19 — Pete Lazetich vs. Denver Sept. 24, 1972
5 — Gene Selawski at Oak. (at S.F.) Oct. 22, 1961
4 — Wayne Davis at Denver Nov. 17, 1985
3 — Steve Heiden at Carolina Dec. 17, 2000
0s — Carlos Polk at Arizona Sept. 22, 2002
0t — Jacob Hester at Kansas City Oct. 25, 2009
Darryll Lewis vs. Indianapolis Sept. 26, 1999

BLOCKED FIELD GOAL RETURNS

72t — Leslie Duncan vs. Denver Nov. 23, 1967
35 — Tom Day vs. Kansas City Oct. 15, 1967
28 — Jim Tolbert vs. St. Louis Nov. 15, 1971
27 — Kenny Graham at Kansas City Nov. 15, 1964
25 — Jeff Staggs vs. Houston, Oct. 25, 1970

MISSED FIELD GOAL RETURNS

109t —Antonio Cromartie at Minnesota, Nov. 4, 2007 (NFL Record)

OPPONENT 10 LONGEST

RUNS FROM SCRIMMAGE

89t	—	Kenny King (at Oakland) Oct. 12, 1980
81	—	Billy Sims (Detroit) Sept. 30, 1984
77	—	Napoleon Kaufman (at Oak.) Sept. 22, 1996
74t	—	Jack Spikes (at Dallas Texans) Sept. 10, 1961
71t	—	Corey Dillon (at Cincinnati) Nov. 2, 1997
69t	—	Herman Heard (at K.C.) Oct. 14, 1984
68	—	Henry Bell (at Denver) Oct. 16, 1960
66t	—	Zack Crockett (Indianapolis) Dec. 31, 1995
64t	—	Adrian Peterson (at Minnesota) Nov. 4, 2007
64	—	Clem Daniels (Oakland), Nov. 13, 1966

PASS COMPLETIONS

99t	—	Green to Boerigter (at K.C.) Dec. 22, 2002
98t	—	Lee to Dewveall (at Houston) Nov. 25, 1962
96t	—	Montana to Rice (San Fran.) Nov. 27, 1988
93t	—	Morton to Watson (at Denver) Sept. 27, 1981
90t	—	DeBerg to Birden (at K.C.) Nov. 18, 1990
	—	Davidson to Dorsey (Oakland) Dec. 2, 1962
89t	—	O'Donnell to Stone (at Pit.) Sept. 1, 1991
87t	—	Namath to Maynard (N.Y. Jets) Nov. 24, 1968
	—	Tripacko to Frazier (at Denver) Nov. 12, 1961
84t	—	Campbell to Kelly (Washington) Jan. 3, 2010
	—	(4) other completions of 84t yards

INTERCEPTION RETURNS

102t	—	Louis Breeden (Cincinnati) Nov. 8, 1981
99t	—	Kevin Ross (Kansas City) Sept. 6, 1992
96t	—	Ray Griffin (at Cincinnati) Nov. 11, 1979
91t	—	Fred Williamson (at Oakland) Sept. 30, 1962
90t	—	Leroy Butler (at Green Bay) Sept. 15, 1996
	—	Deion Sanders (San Fran.) Dec. 11, 1994
87t	—	Mark McMillian (Kansas City) Dec. 14, 1997
81	—	Paul Krause (at Minnesota) Nov. 23, 1975
	—	Rolland Lawrence (Atlanta) Oct. 21, 1973
80	—	John Holt (at Indianapolis) Nov. 30, 1986

TEAM RUSHING YARDS (250+)

378	—	at Minnesota Nov. 4, 2007
328	—	at Denver Nov. 28, 1975
295	—	Kansas City Dec. 18, 1966
277	—	at Seattle Nov. 22, 1987
275	—	Cleveland Sept. 29, 1985
273	—	at Detroit Oct. 22, 1978
262	—	Kansas City Oct. 27, 1974
256	—	New England Oct. 16, 1977
255	—	at Pittsburgh Oct. 31, 1976
	—	Houston Dec. 4, 1966
251	—	New York Jets Sept. 4, 1983

TEAM RUSHING ATTEMPTS (50+)

61	—	at Chicago Oct. 25, 1981
60	—	at Denver Nov. 30, 1975
59	—	at Oakland Sept. 18, 1977
56	—	at Seattle Sept. 18, 1983
	—	at Houston Sept. 28, 1975
55	—	at Denver Oct. 17, 1971
54	—	at Seattle Nov. 22, 1987
53	—	Kansas City Nov. 12, 1978
52	—	at Pittsburgh Oct. 31, 1976
51	—	New York Jets Sept. 4, 1983

TOTAL NET YARDS (500+)

614	—	at St. Louis Oct. 1, 2000 (163 R & 451 P)
591	—	Seattle Dec. 29, 2002 (163 R & 428 P)
545	—	Cincinnati Nov. 12, 2006 (128 R & 417 P)
537	—	Kansas City Dec. 11, 1983 (131 R & 406 P)
536	—	at Denver Nov. 19, 2000 (93 R & 443 P)
528	—	at Minnesota Nov. 4, 2007 (378 R & 150 P)
526	—	Minnesota Oct. 11, 1981 (93 R & 444 P)
524	—	at St. Louis Nov. 10, 2002 (71 R & 453 P)
522	—	Denver Nov. 29, 1987 (175 R & 347 P)
512	—	at Seattle Oct. 6, 1986 (218 R & 294 P)
510	—	N.Y. Titans Nov. 24, 1968 (142 R & 368 P)
506	—	at Kansas City Oct. 14, 1984 (146 R & 360 P)

INDIVIDUAL RUSHING YARDS (145+)

296	—	Adrian Peterson (at Minnesota) Nov. 4, 2007
181	—	Priest Holmes (Kansas City) Nov. 4, 2001
178	—	Terrell Davis (Denver) Nov. 30, 1997
178	—	Hoyle Granger (Houston) Dec. 4, 1966
176	—	Terrell Davis (at Denver) Nov. 19, 1995
169	—	Eric Dickerson (Indianapolis) Oct. 23, 1988
	—	Curt Warner (Seattle) Sept. 15, 1985
165	—	Rashard Mendenhall (at Pit.) Oct. 4, 2009
162	—	Priest Holmes (Kansas City) Nov. 30, 2003
161	—	Mike Garrett (Kansas City) Dec. 18, 1966

KICKOFF RETURNS

104t	—	Ira Mathews (at Oakland) Oct. 25, 1979
101t	—	Leon Washington (at Seattle) Sept. 26, 2010
	—	Brian Mitchell (at Washington) Dec. 6, 1998
99t	—	Leon Washington (at Seattle) Sept. 26, 2010
	—	Byron Hanspard (Atlanta) Dec. 7, 1997
98t	—	Will Blackwell (Pittsburgh) Dec. 24, 2000
97t	—	Tim Brown (at L.A. Raiders) Sept. 4, 1988
96t	—	Dante Hall (at Kansas City) Nov. 28, 2004
95t	—	Paul Palmer (at Kansas City) Sept. 13, 1987
94t	—	Randy Montgomery (Denver) Sept. 24, 1972
94	—	Leon Washington (N.Y. Jets) Sept. 22, 2008

PUNT RETURNS

94t	—	Dexter McCluster (at K.C.) Sept. 13, 2010
92t	—	Rick Upchurch (at Denver) Oct. 3, 1976
86t	—	Tamarick Vanover (at K.C.) Oct. 9, 1995
82t	—	George Atkinson (at Oakland) Oct. 13, 1968
82	—	Ray Buchanan (at Indianapolis) Nov. 3, 1996
81	—	Dennis Northcutt (Cleveland) Nov. 5, 2006
80t	—	Phillip Buchanan (Oakland) Dec. 28, 2003
79t	—	Lemar Parrish (Cincinnati) Dec. 6, 1970
78	—	Roger Bird (at Oakland) Oct. 29, 1967
75	—	Rick Upchurch (at Denver) Sept. 17, 1978

BLOCKED PUNT RETURNS

37t	—	Frank Warren (New Orleans) Nov. 17, 1991
16	—	Randy McClanahan (at Oakland) Sept. 18, 1977
15	—	Walt Landers (Green Bay) Sept. 24, 1978
14	—	Glen Cadrez (Kansas City) Oct. 13, 2002
9	—	Tyrone Braxton (Denver) Oct. 2, 1988
5t	—	Hiram Eugene (at Oakland) Oct. 10, 2010
2t	—	Jerry Robinson (L.A. Raiders) Nov. 20, 1986
0s	—	Rock Cartwright (at Oakland) Oct. 10, 2010

OPPONENT TOP PERFORMANCES

159	—	Clinton Portis (Denver) Dec. 1, 2002
146	—	Willie Parker (at Pittsburgh) Jan. 11, 2009
	—	Woody Green (Kansas City) Oct. 27, 1974

INDIVIDUAL RUSHING ATTEMPTS (35+)

36	—	Walter Payton (at Chicago) Oct. 25, 1981
35	—	Eric Dickerson (at Indianapolis) Nov. 8, 1987

TEAM PASSING YARDS—GROSS (400+)

465	—	at St. Louis Oct. 1, 2000
462	—	at Denver Nov. 19, 2000
457	—	St. Louis Sept. 20, 1987
453	—	at St. Louis Nov. 10, 2002
450	—	vs. Philadelphia Nov. 15, 2009
449	—	Seattle Dec. 29, 2002
444	—	Minnesota Oct. 11, 1981
440	—	at Cincinnati Nov. 12, 2006
424	—	at Los Angeles Raiders Oct. 31, 1993
416	—	Cincinnati Dec. 20, 1982
411	—	Kansas City Dec. 11, 1983
404	—	Indianapolis Sept. 26, 1999
402	—	at Indianapolis Jan. 13, 2008

TEAM PASS COMPLETIONS (35+)

40	—	Cincinnati Dec. 20, 1982
39	—	Tennessee Oct. 3, 2004
37	—	Kansas City Oct. 9, 1994
36	—	Tampa Bay Dec. 12, 2004
	—	Jacksonville Oct. 10, 2004
	—	Seattle Dec. 29, 2002
	—	at St. Louis Nov. 10, 2002
	—	New England Sept. 29, 2002
	—	at Denver Nov. 19, 2000
	—	at Denver Sept. 4, 1994
35	—	Philadelphia Nov. 15, 2009
	—	at Denver Sept. 14, 2008
	—	at Philadelphia Oct. 23, 2005
	—	at Oakland Oct. 20, 2002

TEAM PASSING ATTEMPTS (50+)

61	—	St. Louis Sept. 20, 1987
58	—	Tennessee Oct. 3, 2004
	—	at Denver Nov. 19, 2000
57	—	at Cleveland Sept. 7, 1981
56	—	Philadelphia Nov. 15, 2009
	—	Indianapolis Nov. 11, 2007
	—	Cincinnati Dec. 20, 1982
55	—	Kansas City Oct. 9, 1994
54	—	at Philadelphia Oct. 23, 2005
	—	Jacksonville Oct. 10, 2004

BLOCKED FIELD GOAL RETURNS

66	—	Tommy Casanova (at Cincinnati) Sept. 22, 1974
65t	—	Matt Ware (at Philadelphia) Oct. 23, 2005
60	—	Louis Wright (at Denver) Nov. 17, 1985
54t	—	Doug Evans (at Carolina) Dec. 17, 2000
42t	—	Ray McElroy (Indianapolis) Oct. 26, 1997
28	—	John Barnlett (Denver) Nov. 27, 1966
17	—	Charlie West (Minnesota) Dec. 5, 1971
	—	Mike Statton (Buffalo) Oct. 1, 1967
16	—	Fletcher Smith (Kansas City) Oct. 15, 1967

FIELD GOALS

58	—	Dan Miller (Baltimore Colts) Dec. 26, 1982
55	—	Jason Elam (Denver) Nov. 7, 1999
	—	Gary Anderson (at Pittsburgh) Nov. 25, 1984
54	—	Neil Rackers (at Cincinnati) Sept. 8, 2002
	—	Jason Elam (Denver) [3x] Last: Dec. 1, 2002
	—	Rian Lindell (Seattle) Dec. 30, 2001
	—	Sebastian Janikowski (Oakland) Oct. 29, 2000
	—	Kevin Butler (Chicago) Nov. 14, 1993
	—	John Kasay (at Seattle) Nov. 10, 1991
	—	Norm Johnson (at Seattle) Oct. 6, 1986
	—	Raul Allegre (at Indianapolis) Nov. 4, 1984

PUNTS

81	—	Dustin Colquitt (at Kansas City) Dec. 2, 2007
77	—	Greg Montgomery (Houston) Sept. 19, 1993
74	—	Bob Grupp (at Kansas City) Nov. 4, 1979
73	—	Shane Lechler (Oakland) Sept. 28, 2003
72	—	Ryan Plackemeier (at Seattle) Dec. 24, 2006
	—	Chris Gardocki (Indianapolis) Oct. 26, 1997
	—	Bob Scarpitto (at Denver) Oct. 22, 1967
	—	Jerrel Wilson (Kansas City) Sept. 29, 1963
71	—	Ray Guy (at Oakland) Oct. 25, 1979
70	—	Shane Lechler (at Oakland) Sept. 28, 2008
	—	Mike Mecer (at Oakland) Sept. 19, 1965

	—	at New England Oct. 14, 2001
	—	Indianapolis Sept. 26, 1999
	—	at Pittsburgh Jan. 15, 1995

53	—	Kansas City Jan. 2, 2005
	—	Seattle Dec. 29, 2002
	—	New England Sept. 29, 2002
51	—	at New York Giants Oct. 2, 1983
	—	New York Jets Sept. 28, 1969
50	—	at Denver Sept. 14, 2008
	—	Tampa Bay Dec. 12, 2004
	—	at Buffalo Oct. 15, 2000 (OT)
	—	at Denver Nov. 17, 1985

INDIVIDUAL PASSING YARDS (400+)

462	—	Gus Frerotte (at Denver) Nov. 19, 2000
457	—	Neil Lomax (St. Louis) Sept. 20, 1987
453	—	Marc Bulger (at St. Louis) Nov. 10, 2002
450	—	Donovan McNabb (Phi.) Nov. 15, 2009
449	—	Matt Hasselbeck (Seattle) Dec. 29, 2002
444	—	Tommy Kramer (Minnesota) Oct. 11, 1981
440	—	Carson Palmer (at Cincinnati) Nov. 12, 2006
424	—	Jeff Hostetler (at L.A. Raiders) Oct. 31, 1993
416	—	Ken Anderson (Cincinnati) Dec. 20, 1982
411	—	Bill Kenney (Kansas City) Dec. 11, 1983
404	—	Peyton Manning (Indianapolis) Sept. 26, 1999
402	—	Peyton Manning (at Ind.) Jan. 13, 2008

INDIVIDUAL PASSING ATTEMPTS (50+)

61	—	Neil Lomax (St. Louis) Sept. 20, 1987
58	—	Billy Volek (Tennessee) Oct. 3, 2004
	—	Gus Frerotte (at Denver) Nov. 19, 2000
57	—	Brian Sipe (at Cleveland) Sept. 7, 1981
56	—	Peyton Manning (Indianapolis) Nov. 11, 2007
	—	Ken Anderson (Cincinnati) Dec. 20, 1982
55	—	Donovan McNabb (Phi.) Nov. 15, 2009
	—	Joe Montana (Kansas City) Oct. 9, 1994
54	—	Donovan McNabb (at Phi.), Oct. 23, 2005
	—	Byron Leftwich (Jacksonville), Oct. 10, 2004
	—	Tom Brady (at New England), Oct. 14, 2001
	—	Peyton Manning (Ind.) Sept. 26, 1999
	—	Neil O'Donnell (at Pittsburgh) Jan. 15, 1995
53	—	Trent Green (Kansas City) Jan. 2, 2005
	—	Matt Hasselbeck (Seattle) Dec. 29, 2002
	—	Tom Brady (New England) Sept. 29, 2002
51	—	Scott Brunner (at N.Y. Giants) Oct. 2, 1983
	—	Joe Namath (New York Jets) Sept. 28, 1969
50	—	Jay Cutler (at Denver) Sept. 14, 2008
	—	Brian Griese (Tampa Bay) Dec. 12, 2004
	—	John Elway (at Denver) Nov. 17, 1985

INDIVIDUAL RECEIVING YARDS (170 YARDS+)

309	—	Stephone Paige (at Kansas City) Dec. 22, 1985
260	—	Chad Johnson (at Cincinnati) Nov. 12, 2006
210	—	Larry Brunson (at Kansas City) Nov. 10, 1974
197	—	Carlos Carson (Kansas City) Oct. 25, 1987
196	—	Marvin Harrison (Indianapolis) Sept. 26, 1999
187	—	Rod Smith (at Denver) Nov. 19, 2000
178	—	Eddie Brown (Cincinnati) Sept. 16, 1990
		Steve Watson (at Denver) Sept. 27, 1981
176	—	Brian Brennan (at Cleveland) Dec. 21, 1986
174	—	Art Monk (Washington) Sept. 21, 1986
173	—	Derrick Alexander (Kansas City) Nov. 22, 1998
		Todd Christensen (L.A. Raiders) Nov. 20, 1986
171	—	Terrell Owens (San Francisco) Nov. 17, 2002
		Jerry Rice (San Francisco) Nov. 27, 1988
170	—	Eric Moulds (at Buffalo) Oct. 15, 2000 (OT)

INDIVIDUAL TOUCHDOWNS – TOTAL (4+)

4	—	Harvey Williams (Oakland) Nov. 16, 1997
		Daryl Turner (Seattle) Sept. 22, 1985
		Marcus Allen (at L.A. Raiders) Sept. 24, 1984
		Frank Jackson (Kansas City) Dec. 13, 1964

INDIVIDUAL RUSHING TOUCHDOWNS (3+)

3	—	Adrian Peterson (at Minnesota) Nov. 4, 2007
		Tatum Bell (Denver) Dec. 31, 2005
		Bam Morris (Kansas City) Nov. 22, 1998
		Gaston Green (at Denver) Sept. 22, 1991
		Marcus Allen (at L.A. Raiders) Oct. 28, 1985
		Booker Russell (at Oakland) Oct. 25, 1979
		Chuck Foreman (at Minnesota) Nov. 23, 1975
		Charlie Evans (at N.Y. Giants) Nov. 7, 1971

INDIVIDUAL TOUCHDOWN PASSES (4+)

6	—	Steve Young (San Francisco), Jan. 29, 1995
5	—	Gus Frerotte (at Denver), Nov. 19, 2000
		Elvis Grbac (at Kansas City), Sept. 17, 2000
		Dave Kreig (Seattle), Sept. 15, 1985
		Marc Wilson (L.A. Raiders), Oct. 12, 1984
4	—	Brett Favre (Green Bay), Dec. 14, 2003
		Jon Kitna (Cincinnati), Nov. 23, 2003
		Daunte Culpepper (Minnesota), Nov. 9, 2003
		Jay Cutler (at Denver), Sept. 14, 2008
		Marc Bulger (at St. Louis), Nov. 10, 2002
		Rich Gannon (at Oakland), Nov. 18, 2001
		Kurt Warner (at St. Louis), Oct. 1, 2000
		Jeff George (at Minnesota), Nov. 28, 1999
		Rich Gannon (at Oakland), Nov. 14, 1999
		John Elway (Denver), Nov. 29, 1998
		John Elway (at Denver), Dec. 21, 1997
		Drew Bledsoe (at New England) Aug. 31, 1997
		Dave Kreig (Seattle) Dec. 14, 1986
		Mark Malone (at Pittsburgh) Nov. 24, 1984
		Bill Kenney (Kansas City) Dec. 11, 1983
		Tommy Kramer (Minnesota) Oct. 11, 1981
		Craig Morton (at Denver) Sept. 27, 1981
		Jim Zorn (at Seattle) Nov. 27, 1977
		Len Dawson (Kansas City) Dec. 13, 1964

INDIVIDUAL TOUCHDOWN RECEPTIONS (3+)

4	—	Jerry Rice (San Francisco) Jan. 29, 1995
		Darryl Turner (Seattle) Sept. 22, 1985
		Frank Jackson (Kansas City) Dec. 13, 1964
3	—	Chad Johnson (Cincinnati) Nov. 23, 2003
		Shannon Sharpe (Denver) Nov. 16, 2003
		Isaac Bruce (at St. Louis) Nov. 10, 2002
		Jerry Rice (at Oakland) Nov. 18, 2001
		Sylvester Morris (at K.C.) Sept. 17, 2000
		John Stallworth (at Pit.) Nov. 24, 1984
		Steve Largent (Seattle) Oct. 29, 1984
		Todd Christensen (L.A. Raiders) Dec. 1, 1983
		Gene Washington (at S.F.) Sept. 17, 1972
		Don Maynard (N.Y. Jets) Dec. 24, 1967
		Art Powell (at L.A. Raiders) Dec. 8, 1963

TEAM SACKS (6+)

8	—	Green Bay Sept. 24, 1978
		at Washington Sept. 16, 1973
		Kansas City Dec. 8, 1968
7	—	at St. Louis Oct. 17, 2010
		Kansas City Dec. 14, 1997
		Carolina Sept. 14, 1997
		at L.A. Raiders Oct. 18, 1987
		at Oakland Raiders Oct. 12, 1980
6	—	Denver Dec. 31, 2005
		Miami Oct. 27, 2003
		Pittsburgh Dec. 24, 2000
		Kansas City Nov. 26, 2000
		at Kansas City Sept. 17, 2000
		Philadelphia Oct. 18, 1998
		at Cincinnati Nov. 2, 1997
		Dallas Oct. 15, 1995
		at Kansas City Nov. 8, 1992
		at L.A. Raiders Oct. 28, 1985
		Cleveland Sept. 29, 1985
		Los Angeles Raiders Dec. 1, 1983

INDIVIDUAL SACKS (4+)

4.5	—	Hugh Douglas (Philadelphia) Oct. 18, 1998
4	—	Derrick Thomas (at K.C.) Nov. 8, 1992
		Al Baker (at Detroit) Oct. 22, 1978
		Wilbur Young (Kansas City) Oct. 19, 1975
		Ron Carpenter (Cincinnati) Sept. 30, 1973
		Lionel Aldrige (Green Bay) Oct. 12, 1970

INDIVIDUAL INTERCEPTIONS (3+)

4	—	Kwamie Lassiter (at Arizona) Dec. 27, 1998
		Joe Lavender (at Washington) Dec. 7, 1980
		Vernon Perry (Houston) Dec. 29, 1979
		Willie Buchanan (Green Bay) Sept. 24, 1978
		Bobby Ply (at Dallas) Dec. 16, 1962
3	—	Darryl Williams (at Seattle) Sept. 21, 1997
		Lloyd Burruss (at Kansas City) Oct. 19, 1986
		Kenry Easley (Seattle) Oct. 29, 1984
		Marc Murphy (Washington) Oct. 31, 1983
		Steve Foley (at Denver) Sept. 27, 1981
		Joe Lavender (at Washington) Dec. 7, 1980
		David Grayson (Oakland) Oct. 26, 1969
		David Grayson (at Oakland), Oct. 29, 1967

TOTAL FIRST DOWNS (30+)

34	—	at Denver Sept. 14, 2008
		Seattle Dec. 29, 2002
		at Denver Nov. 19, 2000
		at Seattle Nov. 22, 1987
33	—	Cincinnati Nov. 23, 2003
32	—	at Pittsburgh Oct. 4, 2009
		at Cincinnati Sept. 22, 1985
31	—	Denver Nov. 29, 1987
30	—	at Indianapolis Dec. 26, 2004
		at New England Oct. 14, 2001
		at Denver Sept. 4, 1994
		Seattle Sept. 15, 1985

TIME OF POSSESSION (40:00)

48:50	—	at Chicago Oct. 25, 1981 (OT)
44:11	—	at Denver Nov. 16, 2003
41:52	—	at Dallas Oct. 26, 1980
41:48	—	L.A. Raiders Nov. 21, 1993
41:35	—	at Seattle Nov. 22, 1987
41:19	—	Denver Nov. 29, 1987
40:20	—	at Pittsburgh Oct. 4, 2009
40:02	—	Kansas City Nov. 12, 1978 (OT)