

GIANTS WEEKLY RELEASE



NEW YORK GIANTS (12-7) vs. NEW ENGLAND PATRIOTS (15-3)



Super Bowl XLVI
February 5, 2012
6:30 PM ET
Lucas Oil Stadium



SUPER BOWL XLVI

The Giants will face the New England Patriots in Super Bowl XLVI on Sunday, Feb. 5, 2012 at 6:30 PM (ET). The Giants are designated the visiting team.

The two teams have met nine times during the regular season with the Patriots leading the series, 5-4. The Giants defeated the Patriots, 17-14, in Super Bowl XLII in the teams' only postseason meeting.

The last time the teams played was Week 9 (Nov. 6) of this season in Gillette Stadium, a game the Giants won, 24-20.

TV BROADCAST INFORMATION

Super Bowl XLVI will be broadcast by **NBC** with **Al Michaels** calling the play-by-play, **Cris Collinsworth** providing analysis and **Michele Tafoya** handling the sideline reporting.

GIANTS RADIO NETWORK

The game will be broadcast by the flagship station of the New York Giants, **WFAN** – 660 AM in the Tri-State area – with **Bob Papa** calling the play-by-play, **Carl Banks** serving as the analyst and **Howard Cross** doing the sideline reporting. **Anita Marks** and **Roman Oben** will host the pre and postgame shows, starting at 4:30 PM.

NATIONAL RADIO INFORMATION

Super Bowl XLVI will also be broadcast across the nation by **Westwood One** with **Kevin Harlan** on play-by-play, **Boomer Esiason** as the analyst, **Mark Malone** doing the NFC sideline reporting, **James Lofton** doing the AFC sideline reporting, **Scott Graham** hosting the pregame show and **Jim Gray** hosting both the pregame and halftime shows.

SPANISH RADIO BROADCAST INFORMATION

Super Bowl XLVI will be broadcast in Spanish by **Univision**. **Rafael Hernandez Brito** will call the play-by-play, **Eduardo Martell** will serve as the analyst and **Joaquin Duro** will be the sideline reporter.

GIANTS ON THE WEB

For breaking news, transcripts, press releases, historical information, video highlights, statistics and rosters, go to the official website of the New York Giants, **Giants.com**. Giants.com is the only place to find exclusive content, including live broadcasts of Head Coach Tom Coughlin's press conferences.

Follow **@Giants** on Twitter and 'like' the New York Giants on Facebook.

GIANTS SUPER BOWL RECORD

- The Giants are 3-1 in Super Bowls, including 1-0 as the visiting team in Super Bowl XLII against the Patriots.

LAST WEEK: GIANTS at 49ers

	1	2	3	4	OT	Total
GIANTS	0	10	0	7	3	20
49ers	7	0	7	3	0	17

MEDIA AVAILABILITY

Thursday, January 26

11:50 a.m. – 1:15 p.m. – Practice (Media access 11:50-12:20)
1:40-2:25 p.m. – Open locker room
3:20 p.m. – Tom Coughlin available

Friday, January 27

11:40 a.m.-1:30 p.m. – Practice (Media access 11:50-12:20)
1:40-2:25 p.m. – Open locker room
3:20 p.m. – Tom Coughlin available

Saturday, January 28

No scheduled availability

Sunday, January 29

No scheduled availability

Monday, January 30

Travel to Indianapolis



TABLE OF CONTENTS

Upcoming Media Availability	Page 1
2011 Giants Schedule and Results	Page 3
Top Offensive Performers	Page 4
Top Defensive Performers	Page 6
Giants Postseason Information	Page 8
Last Time against the Patriots	Page 12
Super Bowl XLII Game Story	Page 14
Regular Season Tale of the Tape	Page 17
Regular Season Team Leaders.....	Page 17
Postseason Tale of the Tape	Page 18
Postseason Team Leaders.....	Page 18
Coaching Comparison	Page 19
Giants Notables.....	Page 20
The Last Time it Happened.....	Page 27
Position-by-Position	Page 32
Game Summaries.....	Page 44
Rosters	Page 63
Depth Chart.....	Page 65
Participation Chart.....	Page 66
2011 Transactions.....	Page 67
Game-by-Game Starters	Page 69
How the 2011 Giants were Built	Page 70
Players by Position	Page 71
2011 Giants Statistics.....	Page 72

PRONUNCIATION GUIDE

Prince Amukamara Ah-Moo-Kah-Mah-ra	Jacquan Williams Jah-Kwon
David Baas BOSS	Linval Joseph Lin-Vall
David Diehl DEAL	Mario Manningham MAHH-rio
Zak DeOssie Dee-Aussie	Mitch Petrus Pet-trus
Mark Herzlich Herz-Lick	Justin Trattou Tra-Toe
Tony Ugoh You-Go	

CELEBRATING 25 YEARS

This season marks the 25th anniversary of the Giants first Super Bowl victory. The 1986 team was honored with a special ceremony at halftime of the Giants Monday night game vs. St. Louis on Sept. 19. Fans can also re-live and celebrate the unforgettable year throughout the season. The Giants have produced and will host a series of events, activities, memorabilia and programming, commemorating the 1986 Super Bowl winning team. For more information, visit Giants.com.



WILD CARD WEEKEND

Sat., Jan. 7, 8:00 PM ET NBC

Detroit
New Orleans W 45-28

Sun., Jan. 8, 1:00 PM ET FOX

Atlanta
New York Giants W 24-2

Sat., Jan. 7, 4:30 PM ET NBC

Cincinnati
Houston W 31-10

Sun., Jan. 8, 4:30 PM ET CBS

Pittsburgh
Denver W 29-23 OT

DIVISIONAL PLAYOFFS

Sat., Jan. 14, 4:30 PM ET FOX

New Orleans
San Francisco W 36-32

Sun., Jan. 15, 4:30 PM ET FOX

New York Giants W 37-20
Green Bay

Sat., Jan. 14, 8:00 PM ET CBS

Denver
New England 45-10

Sun., Jan. 15, 1:00 PM ET CBS

Houston
Baltimore W 20-13

CONFERENCE CHAMPIONSHIPS

Sun., Jan. 22, 6:30 PM ET FOX

New York Giants W 20-17



San Francisco

Sun., Jan. 22, 3:00 PM ET CBS

Baltimore



New England W 23-20

SUPER BOWL

Sun., Feb. 5, 6:30 PM ET NBC

New York Giants

New England

IN THE SUPER BOWL The Giants are 3-1 in Super Bowls. Their most recent appearance was a 17-14 victory over the Patriots in Super Bowl XLII.

PATRIOTS/GIANTS CONNECTIONS Giants tight ends coach **Mike Pope** was the running backs and tight ends coach with New England from 1994-1996. Assistant strength and conditioning coach **Markus Paul** held the same position with the Patriots from 2000-2004. Assistant special teams coach **Larry Izzo** played for the Patriots from 2001-2009. He won three Super Bowls and made three Pro Bowls with the Patriots. Patriots head coach **Bill Belichick** was a Giants assistant coach for 12 seasons, when he coached special teams (1979-1980), special teams/linebackers (1981-1982) and linebackers (1983-1984) before being named defensive coordinator (1985-1988), and then defensive coordinator/secondary coach (1989-1990). Belichick was with the Giants when Tom Coughlin was an assistant (wide receivers) with the team. Defensive line coach **Pepper Johnson** played linebacker for the Giants from 1986-1992 and won two Super Bowl rings.

GIANTS VS. PATRIOTS The Giants have a 5-5 overall record against the Patriots. Head Coach Tom Coughlin is 3-4 against the Patriots all-time.

HAKEEM THE DREAM Hakeem Nicks has 18 receptions for 335 yards and four touchdowns (4, 72, 66 and 37 yards) this postseason. His 72-yard touchdown reception against Atlanta tied a Scott Brunner to Earnest Gray pass for the longest postseason play in franchise history.

BIG BLUE DEFENSIVE TAKEAWAY MACHINE The Big Blue defense has forced at least one turnover in 28 of the last 29 regular season games. Its streak of consecutive games forcing a turnover ended at 23 on Nov. 28 against the New Orleans Saints.

ELI IS CONSISTENT Eli Manning threw for a franchise-record 4,933 yards and 29 touchdown passes in the regular season and has passed for at least 3,000 yards and 20 touchdowns in seven consecutive seasons. Manning owns the franchise postseason records for passes (316), completions (190), completion percentage (60.13), yards (2,220) and touchdown passes (16). He is the first quarterback in Giants postseason history with back-to-back 300-yard games (330 at Green Bay on Jan. 15 and 316 at San Francisco on Jan. 22).

LET THE GOOD TYNES ROLL Lawrence Tynes is the leading postseason scorer in Giants history. Last week, his eight points increased his Giants' postseason total to 52. Tynes has made the game-winning field goals in overtime in the team's last two NFC Championship games (47 yards at Green Bay on Jan. 20, 2008 and 31 yards at San Francisco on Jan. 22, 2012).

JASON PIERRE-PAUL GETS THE JOB DONE Jason Pierre-Paul had 16.5 sacks (fourth-best in NFL) and 86 tackles in the regular season. Pierre-Paul recorded at least 0.5 sacks in 12 of the 16 games this season. He recorded a career-high 16 tackles against the Washington Redskins (Dec. 18) and a total of 26 tackles and four sacks in the last three games of the regular season.

CRUZ CONTROL Victor Cruz had a Giants record 1,536 receiving yards this season (third in the NFL). Cruz's 82 catches tied for the second-highest total in team history. He also had a franchise-record seven 100-yard receiving games this season.

DYNAMIC DUO Victor Cruz (1,536) and Hakeem Nicks (1,192) are the first pair of 1,000-yard receivers in the same season in Giants history.

NEW YORK GIANTS 2011 SCHEDULE

PRESEASON (2-2)

Date	Opponent	Result
8/13	at Carolina	L, 20-10
8/22	CHICAGO	W, 41-13
8/29	NEW YORK JETS	L, 17-3
9/1	at New England	W, 18-17

REGULAR SEASON (9-7)

Date	Opponent	Result
9/11	at Washington*	L, 28-14
9/19	ST. LOUIS	W, 28-16
9/25	at Philadelphia*	W, 29-16
10/2	at Arizona	W, 31-27
10/9	SEATTLE	L, 36-25
10/16	BUFFALO	W, 27-24

Bye Week

10/30	MIAMI	W, 20-17
11/6	at New England	W, 24-20
11/13	at San Francisco	L, 27-20
11/20	PHILADELPHIA*	L, 17-10
11/28	at New Orleans	L, 49-24
12/4	GREEN BAY	L, 38-35
12/11	at Dallas*	W, 37-34
12/18	WASHINGTON*	L, 23-10
12/24	at New York Jets	W, 29-14
1/1	DALLAS*	W, 31-14

* denotes NFC East contest

POSTSEASON (3-0)

Date	Opponent	Result
1/8	vs. Atlanta	W, 24-2
1/15	at Green Bay	W, 37-20
1/22	at San Francisco	W, 20-17 OT
2/5	at New England	6:30pm EST



NFC Championship Game Ball
GIANTS



The NFC Championship game ball goes to the entire team. Offensively, the Giants had 352 total yards, led by Eli Manning and Victor Cruz. Defensively, Big Blue held the 49ers to 17 points and only allowed one third down conversion in 13 attempts. On special teams, the Giants forced two fumbles, including one in overtime that set up the game-winning 31-yard field goal by Lawrence Tynes.



TOP OFFENSIVE PERFORMERS

Eli Manning, Hakeem Nicks and Victor Cruz led the way for the Giants offense this season. Below are some of their standout games.

Eli Manning

Eli Manning set franchise playoff records for completions (32) and pass attempts (58) for 316 yards (second-highest of his postseason career), two touchdowns and no interceptions for a passer rating of 82.3 in the NFC Championship Game victory over the San Francisco 49ers (Jan. 22). Manning completed 21 of 33 pass attempts for a playoff career-high 330 yards, three touchdowns and one interception for a passer rating 114.5 in the divisional round victory over the Green Bay Packers (Jan. 15). Manning completed 23 of 32 pass attempts for 277 yards, three touchdowns and no interceptions for a passer rating 129.3 in the Wild Card victory over the Atlanta Falcons (Jan. 8). He completed 24 of 33 pass attempts for 346 yards, three touchdowns and no interceptions in a division-clinching victory over the Dallas Cowboys in Week 17 (Jan. 1). Manning completed 27 of 47 pass attempts for 400 yards, two touchdowns and an interception in a come-from-behind victory over the Dallas Cowboys in Week 14 (Dec. 11). He completed 23 of 40 pass attempts for 347 yards, three touchdowns and an interception in a loss to the Green Bay Packers (Dec. 4). Manning completed 33 of 47 pass attempts for 405 yards, two touchdowns and an interception in a loss to the New Orleans Saints (Nov. 28). He completed a career-best and franchise-record 21 consecutive passes in the game. He completed 20 of 39 pass attempts for 250 yards, two touchdowns and an interception in a come-from-behind victory over the New England Patriots in Week 9 (Nov. 6), the third consecutive game and fifth time this season Manning led the Giants to a late game-winning score. In the other four comebacks this season, Manning completed 31 of 45 attempts for 349 yards and two touchdowns vs. Miami in Week 8 (Oct. 30); and in Week 5, passed for a career-high 420 yards against the Seahawks (Oct. 9); completed 27 of 40 attempts for 321 yards and two touchdowns at Arizona in Week 4 (Oct. 2); and was named the NFC's Offensive Player of the Week after tying a career-high of four touchdown passes at Philadelphia in Week 3 (Sept. 25).

Date	Result	Opp	Att	Cmp	Yds	TD	Int	Rate	25+
09/25/11	W	Phi	23	16	254	4	0	145.7	4
10/02/11	W	Ari	40	27	321	2	0	108.4	3
10/09/11	L	Sea	39	24	420	3	3	91.8	4
10/30/11	W	Mia	45	31	349	2	0	106.6	2
11/06/11	W	NE	39	20	250	2	1	77.9	2
11/28/11	L	NO	47	33	405	2	1	101.9	2
12/04/11	L	GB	40	23	347	3	1	100.7	3
12/11/11	W	Dal	47	27	400	2	1	90.7	2
01/01/12	W	Dal	33	24	346	3	0	136.7	4
01/08/12	W	Atl	32	23	277	3	0	129.3	2
01/15/12	W	GB	33	21	330	3	1	114.5	3
01/22/12	W	SF	58	32	316	2	0	82.3	2



Victor Cruz

Victor Cruz had a career-high 10 receptions for 142 yards, including 36-yard catch against the San Francisco 49ers (Jan. 22). The 10 receptions tied Cruz with Ike Hilliard for the second-highest total by a Giant in a postseason game. The record of 11 was set by Plaxico Burress in the 2007 NFC Championship Game in Green Bay. Cruz led the team in receptions (82), receiving yards (1,536) and receiving touchdowns (nine) this season and was named second team All-Pro by the Associated Press. It is the 17th 1,000-yard receiving season in franchise history. Cruz is the 10th player – and ninth wide receiver – in Giants history with a 1,000-yard season. He had six receptions for 178 yards, including a 74-yard touchdown against the Cowboys (Jan. 1). He had a career-high nine receptions for 157 yards, including 72-yard and four-yard touchdowns, against the Saints (Nov. 28). Cruz set two franchise-records against the Jets in Week 16. With 178 yards against the Cowboys, Cruz topped Amani Toomer's franchise record of 1,343 yards, set in 2002. He also had a 99-yard touchdown reception in the second quarter against the Jets in Week 16, the longest play in franchise history. Cruz had seven receptions for 74 yards against the Cowboys (Dec. 11). He had seven receptions for 119 yards against the Packers (Dec. 4). He had a career-high nine receptions for 157 yards, including 72-yard and four-yard touchdowns, against the Saints (Nov. 28). He caught the game-winning 26-yard touchdown pass from Eli Manning against Miami (Oct. 30). Cruz had 119 receiving yards vs. Green Bay (Dec. 4), 157 receiving yards vs. the New Orleans Saints (Nov. 28), 128 receiving yards vs. the Philadelphia Eagles (Nov. 20), 84 receiving yards vs. the San Francisco 49ers (Nov. 13), 91 receiving yards vs. the New England Patriots (Nov. 6), and 99 receiving yards vs. the Miami Dolphins (Oct. 30).

Date	Result	Opp	Tgt	Rec	Yds	Avg	Long	TD	25+
09/25/11	W	Phi	5	3	110	36.7	74t	2	2
10/02/11	W	Ari	9	6	98	16.3	26	0	1
10/09/11	L	Sea	11	8	161	20.1	68t	1	2
10/30/11	W	Mia	9	7	99	14.1	26	1	2
11/06/11	W	NE	11	6	91	15.2	23	0	0
11/20/11	L	Phi	10	6	128	21.3	47	1	1
11/28/11	L	NO	12	9	157	17.4	72t	2	1
12/04/11	L	GB	9	7	119	17.0	42	0	1
12/24/11	W	NYJ	8	3	164	54.7	99t	1	3
01/01/12	W	Dal	11	6	178	29.7	74t	1	3
01/22/12	W	SF	17	10	142	14.2	36	0	1



Hakeem Nicks

Hakeem Nicks had seven receptions for 165 yards, including two first half touchdowns (66-yards and 37-yards) against the Packers in the divisional round game (Jan. 15). Nicks had six receptions for 115 yards including a four-yard and 72-yard catch against the Atlanta Falcons in the Wild Card game against the Atlanta Falcons (Jan. 8). In the regular season he was second on the team in receptions (76), receiving touchdowns (seven) and receiving yards (1,192). Nicks had eight receptions for 163 yards including a 64-yard catch against the Dallas Cowboys in Week 14 (Dec. 11). He had the game-winning 29-yard touchdown reception in the fourth quarter at Arizona (Oct. 2).



Date	Result	Opp	Tgt	Rec	Yds	Avg	Long	TD	25+
09/11/11	L	Was	11	7	122	17.4	68	0	1
10/02/11	W	Ari	14	10	162	16.2	29t	1	2
10/16/11	W	Buf	7	4	96	24.0	60	0	1
11/28/11	L	NO	12	7	87	12.4	23	0	0
12/04/11	L	GB	12	7	88	12.6	42	2	1
12/11/11	W	Dal	11	8	163	20.3	64	0	1
01/08/12	W	Atl	9	6	115	19.2	72t	2	1
01/15/12	W	GB	9	7	165	23.6	66t	2	3

TOP DEFENSIVE PERFORMERS

Jason Pierre-Paul, Osi Umenyiora, Corey Webster and Antrel Rolle have attacked the opposition this season. Below are their best performances of the 2011 season.

Jason Pierre-Paul

During the regular season, JPP started 12 games – nine at right end and three at left end – and recorded 86 tackles (66 solo), a team-leading 16.5 sacks (fourth-most in the NFL) and two forced fumbles. He was named NFC Defensive Player of the Month in December and was the NFC Defensive Play of the Week twice in three weeks – Week 14 against the Cowboys and Week 16 against the Jets. Against Dallas (Dec. 11) he led the team with eight tackles (six solo), including two sacks, one of which was in Dallas' end zone resulting in a safety – the first scoring play of his career – forced a fumble and blocked a field goal that would have sent the game into overtime. A week later at Washington (Dec. 18), JPP again led the team with 16 tackles (11 solo), including one sack and two tackles for a loss. He also had three QB hits. In only his second season, JPP was elected to the NFC Pro Bowl team and was named first-team All-Pro by the Associated Press



Date	Result	Opp	Tot	Tack	Asst	Sack	Yds	Stuff	Lost	FF	FR	PD
09/11/11	L	Was	6	5	1	2	26	1.5	1.5	1	0	0
09/25/11	W	Phi	9	7	2	2	12	0	0	0	0	0
10/09/11	L	Sea	6	5	1	2	9	0	0	0	0	1
10/16/11	W	Buf	3	3	0	1	9	0	0	0	0	1
10/30/11	W	Mia	5	3	2	1	0	1	4	1	0	0
11/20/11	L	Phi	4	3	1	1	3	0	0	0	0	0
12/11/11	W	Dal	8	6	2	2	12	0.5	0.5	1	0	0
12/18/11	L	Was	16	11	5	1	8	0.5	0.5	0	0	0
12/24/11	W	NYJ	5	4	1	2	14	0	0	0	0	0
01/01/12	W	Dal	5	4	1	1	12	0	0	0	0	0
01/08/12	W	Atl	8	6	2	0	0	1.5	1.5	0	0	0
01/22/12	W	SF	6	5	1	0.5	3.5	1	2	0	0	1

Osi Umenyiora

In only 12 games this season (regular and postseason combined) Umenyiora has recorded 12.5 sacks, 33 tackles and three forced fumbles – in games against the Cardinals (Oct. 2), Seahawks (Oct. 9), Cowboys (Jan. 1) and Green Bay (Jan. 15) he recorded two sacks. Since returning to play in Week 17, Osi has recorded 5.5 sacks, 10 tackles and one forced fumble in four games.

Date	Result	Opp	Tot	Tack	Asst	Sack	Yds	Stuff	Lost	Int	FF	FR	PD
10/02/11	W	Ari	2	2	0	2	15	0	0	0	1	0	0
10/09/11	L	Sea	4	3	1	2	11	1	2	0	1	0	0
10/16/11	W	Buf	4	2	2	1	10	0	0	0	0	0	0
10/30/11	W	Mia	2	1	1	1	10	0	0	0	0	0	0
11/13/11	L	SF	2	2	0	1	6	0	0	0	0	0	1
01/01/12	W	Dal	2	2	0	2	12	0	0	0	0	0	0
01/08/12	W	Atl	2	1	1	1	8	0	0	0	0	0	0
01/15/12	W	GB	2	2	0	2	12	0	0	0	1	0	0
01/22/12	W	SF	4	3	1	0.5	5	0	0	0	0	0	0



Corey Webster

While taking on the opponent's top receiver week-in and week-out, Webster recorded 51 tackles (43 solo), one tackle for a loss, 16 passes defended and a career-high and team-leading six interceptions, which tied for fourth-most in the NFL and second-most in the NFC, during the regular season. His six picks were the most by a Giant since Emmanuel McDaniel had six in 2000.

Date	Result	Opp	Tot	Tack	Asst	Sack	Yds	Stuff	Lost	Int	FF	FR	PD
10/16/11	W	Buf	5	4	1	0	0	0	0	2	0	0	3
10/30/11	W	Mia	4	3	1	0	0	0	0	1	0	0	3
11/13/11	L	SF	3	3	0	0	0	0	0	1	0	0	1
12/24/11	W	NYJ	7	7	0	0	0	0	0	1	0	0	2



Antrel Rolle

In his second year with the Giants, Rolle led the team in tackles during the regular season with 96 (82 solo). He also had 2.5 tackles for a loss, two interceptions, one forced fumble and four passes defended.

Date	Result	Opp	Tot	Tack	Asst	Sack	Yds	Stuff	Lost	Int	FF	FR	PD
09/11/11	L	Was	7	6	1	0	0	0	0	0	0	0	0
09/19/11	W	StL	9	8	1	0	0	0	0	0	1	0	0
09/25/11	W	Phi	7	6	1	0	0	1	1	0	0	0	0
10/02/11	W	Ari	6	6	0	0	0	0	0	1	0	0	2
10/09/11	L	Sea	8	6	2	0	0	0	0	0	0	0	0
10/16/11	W	Buf	8	6	2	0	0	0.5	0.5	0	0	0	0
12/24/11	W	NYJ	7	7	0	0	0	0	0	0	0	0	0
01/01/12	W	Dal	8	5	3	0	0	0.5	1	1	0	0	1
01/08/12	W	Atl	9	6	3	0	0	0	0	0	0	0	2
01/15/12	W	GB	8	8	0	0	0	0	0	0	0	1	1



GIANTS WITH NOTABLE POSTSEASON EXPERIENCE

Eli Manning, Brandon Jacobs, Ahmad Bradshaw, Osi Umenyiora, Justin Tuck, Aaron Ross, Corey Webster and Antrel Rolle have all played and performed well in crucial playoff games in their careers. Below are some of their notable postseason games.

Osi Umenyiora

Date	Result	Opp	Tot	Tack	Asst	Sack	Yds	Stuff	FF	FR	PD
01/08/06	L	Car	6	6	0	1	6	0	1	0	0
01/07/07	L	Phi	4	3	1	1	7	1	0	0	0
*02/03/08	W	NE	4	3	1	0	0	1.5	0	1	0
01/08/12	W	Atl	2	1	1	1	8	0	0	0	0
01/15/12	W	GB	2	2	0	2	12	0	0	0	0
01/22/12	W	SF	4	3	1	0.5	5	0	0	0	0

Corey Webster

*Denotes Super Bowl XLII

Date	Result	Opp	Tot	Tack	Asst	Sack	Yds	Stuff	Lost	Int	FF	FR	PD
01/08/06	L	Car	7	7	0	0	0	0	0	0	0	0	0
01/13/08	W	Dal	5	3	2	0	0	0	0	0	0	0	1
01/20/08	W	GB	3	2	1	0	0	1	7	1	0	0	1
01/08/12	W	Atl	4	4	0	0	0	0	0	0	0	0	2
01/15/12	W	GB	4	4	0	0	0	0	0	0	0	0	0
01/22/12	W	SF	2	2	0	0	0	0	0	0	1	0	0

Justin Tuck

Date	Result	Opp	Tot	Tack	Asst	Sack	Yds	Stuff	FF	FR	PD
01/20/08	W	GB	4	3	1	0	0	0	0	0	1
*02/03/08	W	NE	6	5	1	2	14	0.5	1	0	0
01/11/09	L	Phi	5	4	1	0	0	1	0	0	0
01/08/12	W	Atl	4	3	1	0	0	0	0	0	0
01/22/12	W	SF	4	3	1	1.5	4.5	0	0	0	0

*Denotes Super Bowl XLII

Aaron Ross

Date	Result	Opp	Tot	Tack	Asst	Sack	Yds	Stuff	Lost	Int	FF	FR	PD
01/06/08	W	TB	4	4	0	0	0	0	0	0	0	0	0
01/13/08	W	Dal	5	4	1	0	0	0	0	0	0	0	0
*02/03/08	W	NE	2	1	1	0	0	0	0	0	0	0	0
01/08/12	W	Atl	5	5	0	0	0	0	0	0	0	0	0
01/15/12	W	GB	1	1	0	0	0	0	0	0	0	0	2
01/22/12	W	SF	2	2	0	0	0	0	0	0	0	0	1

*Denotes Super Bowl XLII

Antrel Rolle

(as a member of Arizona Cardinals and Giants)

Date	Result	Opp	Tot	Tack	Asst	Sack	Yds	Stuff	Lost	Int	FF	FR	PD
01/10/09	W	Car	6	5	1	0	0	0	0	1	0	0	1
01/18/09	W	Phi	4	4	0	0	0	0	0	0	0	0	0
*02/01/09	L	Pit	3	1	2	0	0	0	0	0	0	0	0
01/10/10	W	GB	13	9	4	0	0	0	0	0	0	0	0
01/08/12	W	Atl	9	6	3	0	0	0	0	0	0	0	0
01/15/12	W	GB	8	8	0	0	0	0	0	0	0	1	1
01/22/12	W	SF	4	4	0	0	0	0	0	0	0	0	0

*Denotes Super Bowl XLIII



Eli Manning

Date	Result	Opp	Att	Cmp	Yds	TD	Int	Rate	25+
01/06/08	W	TB	27	20	185	2	0	117.1	0
01/13/08	W	Dal	18	12	163	2	0	132.4	1
01/20/08	W	GB	40	21	251	0	0	72.0	1
*02/03/08	W	NE	34	19	255	2	1	87.3	3
01/08/12	W	Atl	32	23	277	3	0	129.3	2
01/15/12	W	GB	33	21	330	3	1	114.5	3
01/22/12	W	SF	58	32	316	2	0	82.3	2

*Denotes Super Bowl XLII

Manning's Career Postseason Totals

Record	Att	Cmp	Yds	TD	Int	Rate	25+
7-3	316	189	2220	16	8	87.5	16

Brandon Jacobs

Date	Result	Opp	Att	Yds	Avg	Long	TD	1st
01/20/08	W	GB	21	67	3.2	12	1	3
*02/03/08	W	NE	14	42	3.0	7	0	2
01/11/09	L	Phi	19	92	4.8	24	0	5
01/08/12	W	Atl	14	92	6.6	34	0	5

*Denotes Super Bowl XLII

Jacobs' Career Postseason Totals

Record	Att	Yds	TD	1st	10+
7-3	111	424	4	22	10

Ahmad Bradshaw

Date	Result	Opp	Att	Yds	Avg	Long	TD	1st
01/06/08	W	TB	17	66	3.9	8	0	2
01/20/08	W	GB	16	63	3.9	10	1	4
*02/03/08	W	NE	9	45	5.0	13	0	2
01/08/12	W	Atl	14	63	4.5	30	0	2
01/15/12	W	GB	12	63	5.3	24	0	2
01/22/12	W	SF	20	74	3.7	9	0	2

*Denotes Super Bowl XLII

Bradshaw's Career Postseason Totals

Record	Att	Yds	TD	1st	10+
7-1	94	408	1	15	6

COUGHLIN'S POSTSEASON CAREER

Tom Coughlin came into this season tied for third among active coaches with eight postseason victories. Below is a list and the results of all of the playoff games he has coached in his career.

TOM COUGHLIN POSTSEASON RESULTS (11-7)

Date	Result	Opp	Score	Date	Result	Opp	Score
With Jacksonville Jaguars (4-4)				With New York Giants (7-3)			
12/28/96	W	Buffalo Bills	30-27	01/08/06	L	Carolina Panthers	23-0
01/04/97	W	Denver Broncos	30-27	01/07/07	L	Philadelphia Eagles	23-20
01/12/97	L	N.E. Patriots	20-6	01/06/08	W	Tampa Bay Bucs	24-14
12/27/97	L	Denver Broncos	42-17	01/13/08	W	Dallas Cowboys	21-17
01/03/99	W	N. E. Patriots	25-10	01/20/08	W	Green Bay Packers	23-20
01/10/99	L	New York Jets	34-24	*02/03/08	W	N. E. Patriots	17-14
01/15/00	W	Miami Dolphins	62-7	01/11/09	L	Philadelphia Eagles	23-11
01/23/00	L	Tennessee Titans	33-14	01/08/12	W	Atlanta Falcons	24-2
				01/15/12	W	Green Bay Packers	37-20
				01/22/12	W	San Francisco 49ers	20-17

*Denotes Super Bowl XLII



New York Giants Head Coach Tom Coughlin is 11-7 all-time in the postseason.



GIANTS WITH PLAYOFF EXPERIENCE PRIOR TO THE 2011 SEASON

NAME	TEAM	SEASONS
Bernard, Rocky	Seahawks	2004, 2005, 2006, 2007
Blackburn, Chase	Giants	2006, 2007, 2008
Boley, Michael	Falcons	2008
Boothe, Kevin	Giants	2007, 2008
Bradshaw, Ahmad	Giants	2007, 2008
Canty, Chris	Cowboys	2006, 2007
Carr, David	Giants	2008
DeOssie, Zak	Giants	2007, 2008
Diehl, David	Giants	2005, 2006, 2007, 2008
Grant, Deon	Panthers	2003
	Jaguars	2005
	Seahawks	2007
Jacobs, Brandon	Giants	2005, 2006, 2007, 2008
Kennedy, Jimmy	Rams	2004
	Vikings	2008, 2009
Kiwanuka, Mathias	Giants	2006, 2008
Manning, Eli	Giants	2005, 2006, 2007, 2008
McKenzie, Kareem	Jets	2002, 2004
	Giants	2005, 2006, 2007, 2008
Phillips, Kenny	Giants	2008
Rolle, Antrel	Cardinals	2008, 2009
Ross, Aaron	Giants	2007, 2008
Snee, Chris	Giants	2005, 2006, 2007, 2008
Tollefson, Dave	Giants	2007
Tuck, Justin	Giants	2005, 2007, 2008
Tynes, Lawrence	Chiefs	2006
	Giants	2007, 2008
Ugoh, Tony	Colts	2007, 2008, 2009
Umenyiora, Osi	Giants	2005, 2006, 2007
Weatherford, Steve	Saints	2006
	Jets	2009, 2010
Webster, Corey	Giants	2005, 2007, 2008

***Boley, Canty, Kennedy and Weatherford are the only players on the list without prior Super Bowl experience.**

GIANTS POSTSEASON RECORD (23-24)

YEAR	RECORD	POSTSEASON GAME	DATE	OPPONENT	NYG	OPPONENT	RESULT
1933	11-3	NFL Championship	12-17	at Chicago	21	23	(L)
1934	8-5	NFL Championship	12-9	vs Chicago	30	13	(W)
1935	9-3	NFL Championship	12-15	at Detroit	7	26	(L)
1938	8-2-1	NFL Championship	12-11	vs Green Bay	23	17	(W)
1939	9-1-1	NFL Championship	12-10	at Green Bay	0	27	(L)
1941	8-3	NFL Championship	12-21	at Chicago	9	37	(L)
1943	6-3-1	Eastern Division Playoff	12-19	vs Washington	0	28	(L)
1944	8-1-1	NFL Championship	12-17	vs Green Bay	7	14	(L)
1946	7-3-1	NFL Championship	12-15	vs Chicago	14	24	(L)
1950	10-2	American Conf. Playoff	12-17	at Cleveland	3	8	(L)
1956	8-3-1	NFL Championship	12-30	vs Chicago	47	7	(W)
1958	9-3	Eastern Conf. Playoff	12-21	vs Cleveland	10	0	(W)
		NFL Championship	12-28	vs Baltimore	17	23	(L) OT
1959	10-2	NFL Championship	12-27	at Baltimore	16	31	(L)
1961	10-3-1	NFL Championship	12-31	at Green Bay	0	37	(L)
1962	12-2	NFL Championship	12-30	vs Green Bay	7	16	(L)
1963	11-3	NFL Championship	12-29	at Chicago	10	14	(L)
1981	9-7	NFC Wild Card	12-27	at Philadelphia	27	21	(W)
		NFC Divisional Playoff	1-3-82	at San Francisco	24	38	(L)
1984	9-7	NFC Wild Card	12-23	at LA Rams	16	13	(W)
		NFC Divisional Playoff	12-29	at San Francisco	10	21	(L)
1985	10-6	NFC Wild Card	12-29	vs San Francisco	17	3	(W)
1985		NFC Divisional Playoff	1-5-86	at Chicago	0	21	(L)
1986	14-2	NFC Divisional Playoff	1-4-87	vs San Francisco	49	3	(W)
		NFC Championship	1-11-87	vs Washington	17	0	(W)
		Super Bowl XXI	1-25-87	vs Denver (Pasadena, CA)	39	20	(W)
1989	12-4	NFC Divisional Playoff	1-7-90	vs LA Rams	13	19	(L) OT
1990	13-3	NFC Divisional Playoff	1-13-91	vs Chicago	31	3	(W)
		NFC Championship	1-20-91	at San Francisco	15	13	(W)
		Super Bowl XXV	1-27-91	vs Buffalo (Tampa, FL)	20	19	(W)
1993	11-5	NFC Wild Card	1-9-94	vs Minnesota	17	10	(W)
		NFC Divisional Playoff	1-15-94	at San Francisco	3	44	(L)
1997	10-5-1	NFC Wild Card	12-27-97	vs Minnesota	22	23	(L)
2000	12-4	NFC Divisional Playoff	1-7-01	vs. Philadelphia	20	10	(W)
		NFC Championship	1-14-01	vs. Minnesota	41	0	(W)
		Super Bowl XXXV	1-28-01	vs. Baltimore (Tampa, FL)	7	34	(L)
2002	10-6	NFC Wild Card	1-5-03	at San Francisco	38	39	(L)
2005	11-5	NFC Wild Card	1-8-06	vs. Carolina	0	23	(L)
2006	8-8	NFC Wild Card	1-7-07	at Philadelphia	20	23	(L)
2007	10-6	NFC Wild Card	1-6-08	at Tampa Bay	24	14	(W)
		NFC Divisional Playoff	1-13-08	at Dallas	21	17	(W)
		NFC Championship Game	1-20-08	at Green Bay	23	20	(W) OT
		Super Bowl XLII	2-03-08	at New England (Glendale, AZ)	17	14	(W)
2008	12-4	NFC Divisional Playoff	1-11-09	vs. Philadelphia	11	23	(L)
2011	9-7	NFC Wild Card	1-8-12	vs. Atlanta	24	2	(W)
		NFC Divisional Playoff	1-15-12	at Green Bay	37	20	(W)
		NFC Championship Game	1-22-12	at San Francisco	20	17	(W)



THE LAST TIME AGAINST THE PATRIOTS – NOV. 6, 2011

FOXBORO, Mass. – Tom Coughlin said he didn't have time for a flashback, but to everyone else who watched the Giants' scintillating 24-20 victory Sunday over the New England Patriots in Gillette Stadium, it was eerily similar to Super Bowl XLII.

Same teams. Same Uniforms. New England takes a late lead on a Tom Brady pass (in the Super Bowl it was with 2:42 remaining, on Sunday 1:36 was left). Eli Manning and the Giants respond with a long drive for the ages (83 yards in the Super Bowl, 80 yards in Gillette) that includes a memorable catch in the center of the field by a receiver wearing No. 85 (then David Tyree, now Jake Ballard) and a late, game-winning touchdown pass that is caught on the left side of the end zone (in the Super Bowl 35 seconds remained, on Sunday, just 15).

The teams traded the lead three times in the fourth quarter, just as they did 46 months ago in the Super Bowl. Last time, the Giants' ruined New England's perfect season. On Sunday, they ended the Patriots' 20-game regular season home winning streak.

Manning's one-yard touchdown pass to Ballard – whose 38-yard catch on third-and-10 kept the drive alive – gave the Giants their third consecutive victory and improved their record to 6-2 at midseason. It wasn't the Super Bowl, but you wouldn't know it by the delirium that broke out in the Giants' locker room. Players and coaches hugged and back-slapped each other and everyone was laughing and yelling. The players gathered around Coughlin and lofted the coach up on their shoulders.

"I was thinking they were going to drop me on my head," Coughlin said.

I think we got carried away," defensive end Justin Tuck said. "It was a big win. We made some plays and got a win. It brings back memories. We were happy about that."

Manning threw two touchdown passes in the final 3:03. He completed 20 of 39 passes for 250 yards – 179 in the decisive second half. He has led the Giants to three victories in a row – and five this season – after facing a fourth-quarter deficit or tie.

"I knew we would win," running back Brandon Jacobs said. "It definitely took me back to the Super Bowl.

"When you've got Eli as the quarterback in a two-minute situation, I am confident all the way in and out. Eli has been a beast all season long, ever since I've been in the league on two-minute drives. He has been great."

While Coughlin insisted he never thought about the Super Bowl, Manning couldn't help but notice the similarities.

"(I was just thinking about) the fact that the last time we played when we had a two-minute drive to win the game," Manning said. "It was just the same situation here. It was a little bit of a role reversal of when we scored to go up by four and gave the Patriots enough time where they had to score a touchdown. Fortunately enough, they scored real quick and it took them a minute and half and left us with enough time to get a good drive, thinking we only needed a field goal. We had plenty of time to go down there and get that, and you always want to get the touchdown. You never want to take it into overtime.

"When we needed touchdowns, when we had to step up, guys continued to make plays at the right time. It's a great quality. When we need it, guys are making big plays."

The Giants won despite playing without leading rusher Ahmad Bradshaw (foot), top receiver Hakeem Nicks (hamstring) and center David Baas (knee).

"Half our offense wasn't here and we still came out and beat a great football team," defensive end Osi Umenyiora said.

Neither team scored a point in the first half and the third quarter ended with the Giants holding a 10-3 lead. The Patriots took their first lead at 13-10 with

7:08 remaining.

That's when the real fun commenced.

Manning led the Giants on an eight-play, 85-yard drive that was aided by a 35-yard pass interference penalty on Kyle Arrington. It ended when Manning floated a perfect 10-yard touchdown pass to Mario Manningham on third-and-five for a 17-13 lead.

Manningham was flagged for unsportsmanlike conduct after the play, forcing Lawrence Tynes to kickoff from the 20. The Patriots took possession at their 36. Tom Brady, who has led the Patriots to 32 victories after facing a fourth-quarter deficit, seemed to add to his legacy when he hit tight end Ron Gronkowski with a 14-yard touchdown pass with only 1:36 left – on fourth-and – nine, no less.

After a touchback, the Giants took over at their 20. In Manning's mind, they had the Patriots right where they wanted them.

"I'd rather be down by three with a minute-thirty (left) than up by four with a minute-thirty with Tom Brady, with their offense on the field," Manning said. "You like those situations where you have an opportunity to go win the game."

That's exactly what Manning and the Giants did. The drive started with a 19-yard pass to Victor Cruz. Two incompletions left them with a third-and-10. Manning, who was not sacked in the game, threw down the center of the field for Ballard, who turned his head and caught the ball almost simultaneously. It wasn't as spectacular as Tyree's helmet catch in the Super Bowl, but it did give the Giants a first down on the Patriots' 33 with 45 seconds left.

"They were playing man underneath, with two safeties high, and we really hadn't thrown anything to him down the middle," Manning said. "He got even with the guy and he's just a big target. You try to put it in a spot where he can make the catch, put it up high and get it into his hands. Sometimes they get their hands up after the ball hits them, or the safety can come and hit it out, but Ballard is a big sucker and made a big catch." "Right after Jake caught that ball over the middle, it kind of inspired us," Cruz said. "We knew we weren't coming out of there with a tie. We came this far and we were driving the ball. We weren't taking no for an answer. Once he made that catch it inspired all of us."

After Manning scrambled for 12 yards, Sergio Brown was penalized for interfering with Cruz in the end zone, putting the ball at the one.

Thirty seconds remained. A pass to Ballard fell short. Brandon Jacobs was stopped for no gain. The Giants used their last timeout with 19 seconds left. When play resumed, Manning faked a handoff before firing to Ballard, who caught the game-winner near the back of the end zone.

"The offensive line pinched and I ended up getting off quick and breaking it out because I knew I had to get separation from the linebacker," Ballard said. "As soon as I turned around Eli threw it and it was there. I was just concentrating really hard to make sure I caught the ball."

On the Giants' two fourth-quarter touchdown drives, Manning completed seven of 11 passes for 85 yards.

"He stood in there and there was pressure," Coughlin said. "He got blitzed 0-0 and hung in there and directed traffic and threw the ball where it should have been thrown. Kept great poise and was resilient as heck."

Aside from Manning's touchdown passes, the Giants scored on Jacobs' 10-yard run and Lawrence Tynes' 22-yard field goal.

Brady threw touchdown passes to Aaron Hernandez and Gronkowski and Steve Gostkowski kicked two field goals for the Patriots, who fell to 5-3.

Gostkowski's second field goal gave the Patriots a 13-10 lead midway through the fourth quarter. The possession began at the Patriots' 21-yard line. Brady

threw a 27-yard pass over the middle to Gronkowski, who reached down to make a nice grab, and a nine-yarder to Wes Welker on third-and-nine. New England got as far as the Giants' 26-yard line, but Brady misfired twice and Gostkowski came on to kick the field goal.

Gostkowski's first three-pointer with 5:29 remaining in the third quarter cut the Giants' lead to 10-3. The Patriots retained possession when Aaron Ross muffed Zoltan Mesko's punt and the ball was recovered by Rob Ninkovitch at the Giants' 33-yard line. The ball hit Ross' left shoulder pad.

New England got as far as the Giants' 14-yard line, but Brady's third-down pass for Chad Ochocinco was short and Gostkowski came on to kick the field goals.

The Giants squandered an opportunity to pad their lead after two rookies teamed up for the Giants' fourth takeaway. Tyler Sash forced a fumble by punt returner Julian Edelman that was recovered by Spencer Paysinger at the Patriots' 40-yard line.

Manning passes of 23 yards to Victor Cruz and 15 yards to Ramses Barden – his first catch of the season – gave the Giants a first-and-goal at the two. What followed was Giants frustration. Michael Clayton caught Manning's first-down pass for an apparent touchdown, but was ruled out of bounds in the back of the end zone. A delay of game penalty moved the ball back to the seven.

D.J. Ware gained two yards to set up a third-and-goal from the five. The series ended in disappointment when Manning's pass into the end zone for Manningham was intercepted by Kyle Arrington.

"He bounced back after the interception that we were thinking three (points), maybe seven," Coughlin said. "We didn't get it, but we came right back and did some good things on defense and battled away and found a way to win."

But first, the Patriots took advantage of the turnover by driving 80 yards in seven plays and 2:41. The touchdown was a five-yard pass from Brady to Hernandez, who caught the ball at the five, eluded attempted tackles by Corey Webster and Kenny Phillips and tied the score at 10-10 just 32 seconds into the fourth quarter.

On the drive, Brady completed passes to Welker for 27 and then 28 yards and an 11-yarder to Hernandez just prior to the touchdown.

After a scoreless first half, the Giants took advantage of two takeaways to score 10 points in 59 seconds to take a 10-0 lead early in the third quarter.

On the third play of second half, Tom Brady's pass to Gronkowski was intercepted by Deon Grant on the Giants' 39-yard line.

After a short Jacobs run, Manning threw back-to-back passes of 18 yards to Cruz and 30 yards to Ballard to give the Giants a first down at the Patriots' 11-yard line.

Jacobs' four-yard run and a three-yarder by Ware left the Giants with a third-and-three at the four. Manning's pass to Cruz was incomplete and Tynes came on to score the game's first points with 10:09 remaining in the third quarter.

The Giants again took away the ball on the Patriots' second play from scrimmage, when Michael Boley sacked Brady and fumbled. The ball was recovered by rookie linebacker Jacquian Williams, who made a nifty one-handed grab at the New England 10-yard.

On the next play, Jacobs took a handoff and scored easily for his third rushing touchdown of the season and a 10-0 advantage with 9:10 left in the quarter.

The first half was a defensive duel that ended in a 0-0 tie. It was the first scoreless tie at halftime in a Giants game since Oct. 3, 2004 at Green Bay. The Giants were shutout in the opening two quarters for the first time since Sept. 19, 2010 at Indianapolis. It was the first time the Giants did not allow a point in

the first half since Dec. 5, 2010 vs. Washington. The Patriots had not been shutout in the first half since Dec. 10, 2006 at Miami.

The best scoring chance of the half belonged to the Patriots with only three seconds remaining. They drove from their own nine-yard to the Giants' eight, but Gostkowski's 27-yard field goal attempt flew just outside the left upright and was no good. It was the shortest missed field goal against the Giants since Sept. 5, 2002, when San Francisco's Jose Cortez had a 25-yard attempt blocked by Mike Rosenthal.

The Giants punted on each of their six possessions in the first half. They finished the half with 117 yards and six first downs.

They finished the second half euphoric.

"It was a heck of a game," Coughlin said.

Just like the last one against the Patriots.

GIANTS vs. PATRIOTS – SUPER BOWL XLII – FEB. 3, 2008

GLENDALE, Ariz. – Millions of football fans predicted the Super Bowl would have a perfect ending. But they never expected it to belong to the Giants.

Huge underdogs entering the game, the Giants rode an Eli Manning-led fourth quarter comeback drive for the ages and concluded perhaps the greatest postseason run in NFL history by upsetting the New England Patriots, 17-14, in Super Bowl XLII in University of Phoenix Stadium. The Giants won their third championship of the Super Bowl era – the first in 17 years - and seventh overall in what will surely be remembered as one of the most exciting title games in NFL history. Indeed, it was the first of 42 Super Bowls in which the lead changed hands three times in the fourth quarter.

Plaxico Burress scored the game-winning points with only 35 seconds remaining on a 13-yard pass from Manning. The score concluded a 12-play, 83-yard drive that commenced immediately after New England had taken a 14-10 lead with less than three minutes remaining.

“It feels great,” said Manning, who was voted the game’s Most Valuable Player. “It’s unbelievable. It’s the fight on this team. I’m so proud of our players, our coaches, everybody. We’re always believing and having faith in each other and having faith on our team. We find a way to win. We had no doubt. We believed the whole time and we made it happen.”

The victory was particularly meaningful because the Giants defeated a Patriots team that many NFL experts had already anointed as the best in history. New England entered the game 18-0, including a three-point victory over the Giants in the regular season finale. Most oddsmakers had installed the Patriots as a two-touchdown favorite over the Giants, who finished 14-6.

“We beat the mighty Patriots,” guard Chris Snee said.

“They had a nice 18-0 start,” wide receiver Amani Toomer said.

For Toomer and 15-year veteran Michael Strahan, this triumph was sweet redemption. They were the only Giants players remaining from the team that lost to Baltimore Super Bowl XXXV. It was a poignant moment for Jeff Feagles, who waited 20 seasons to play in his first Super Bowl.

Perhaps most importantly, it validated Manning, who has absorbed so much criticism in his four years, as one of the NFL’s elite quarterbacks. He led the Giants to a mind-boggling 11 consecutive triumphs away from home, including postseason victories in Tampa Bay, Dallas and Green Bay. The Giants were the visiting team on Sunday.

“The road signified for us, the coming together of team – the only people that cared about us were the guys standing there on our sideline,” Coach Tom Coughlin said. “So we rode that emotion all the way through.”

The Giants had a long list of heroes. Manning completed 19 of 34 passes for 255 yards, two touchdowns and an interception, which deflected off Steve Smith’s hands. David Tyree scored the Giants’ first touchdown and made an unbelievable catch on the game-winning drive. Ahmad Bradshaw and Brandon Jacobs combined for 87 rushing yards. Toomer caught six passes for 84 yards and Smith added five for 50 yards. Lawrence Tynes kicked a 32-yard field goal, which ultimately proved to be the deciding points.

But it was the defense that rose highest to the occasion. The Patriots averaged almost 37 points a game in the regular season. The Giants held them to 14. New England averaged 411.3 yards a game, but totaled only 274 in the Super

Bowl. The Patriots rushed for only 45 yards and did not have a run longer than nine yards. Tom Brady was sacked five times.

“We felt like we could (dominate them),” Strahan said. “We’ve done that all year. I guess everyone thought that we’d done it all year, we led the league in sacks, we do it in the playoffs and supposedly when we get against the Patriots, we’re supposed to not be able to pass rush. That’s what we do. We stopped the run as well. Our guys do what we always do. There was nothing special. We felt like we could do it from the beginning and did not listen to anyone who said we couldn’t.”

Confidence is great, but even defensive coordinator Steve Spagnuolo admitted he never expected to hold the Patriots to 14 points, their lowest total of the season.

“In all honesty, no,” Spagnuolo said. “I believed in the guys and what they were and what they did and what they could do. But, I just had so much respect for New England, that I thought that if our offense could control the ball and we could score a few points, then maybe we could outscore them, just in case.”

The great defensive effort could have gone for naught had Manning led the offense down the field to the game-winning score.

Brady’s six-yard touchdown pass to Randy Moss gave the Pats a 14-10 lead with just 2:42 remaining. Cornerback Corey Webster slipped on the play and New England reached the end zone at the end of a 12-play, 80-yard drive.

But instead of despair on the Giants’ sideline, there was confidence – in Manning, the offense and in their destiny.

“I was saying the final score was (going to be) 17-14,” Strahan said. “And I went over to our defensive backs and I told them, ‘17-14. Repeat it. I want to hear you say it.’ I kept walking up and down the sidelines saying that 17-14 was going to be the final and amazingly, that’s what it was. It was a little nerve-racking.”

“That’s the position you want to be in,” said Manning, who completed five of nine passes for 77 yards on the game-winning drive. “You want to have the ball in your hands, four minutes left - go down, you’ve got to score a touchdown. That’s where you want to be, a chance to win the game.”

After Domenik Hixon was blasted by Ray Vetrone on the kickoff, the Giants took possession at their 17 with 2:39 remaining. Manning quickly threw an 11-yard pass to Toomer. Two incompletions left the Giants facing a third-and-10. Toomer got nine on a pass to the left side and on fourth-and-one, Jacobs gained two yards.

Manning scrambled for five yards, then threw incomplete down the right sideline for Tyree. That set up a third-and-five from the Giants’ 44. Manning and Tyree responded with a play that instantly became a part of Giants lore.

Manning dropped back to pass and faced a heavy rush. Seemingly about to be sacked, he somehow escaped, steadied himself and fired a pass down the middle of the field for Tyree, who was closely covered by safety Rodney Harrison. Both players jumped for the ball, which somehow landed on top of Tyree’s helmet. But the receiver wrestled the ball away from Harrison for what may well be the greatest catch in Super Bowl history. The 32-yard gain gave the Giants a first down at the New England 24. The Giants called a timeout with 59 seconds remaining.

“That play alone took a few years off my life,” Strahan said.

“It looks like (Manning) is in the grasp or on his way down,” Coughlin said. “All of a sudden Eli is able to shake that off. He steps up in the pocket and fires the ball down the field. It’s a contested catch. It’s not like the guys is sitting there in center field by himself. Two people go up. Two people come down with the ball. David wrestles the ball away. I don’t know that there’s ever been a bigger play in the Super Bowl than that play.”

Before the Super Bowl, Tyree had played 15 regular season and postseason games and had a total of five catches for 39 yards and no touchdowns. Against the Patriots he had three receptions for 43 yards, including the game-saver and the Giants’ first touchdown.

Tyree and Manning credited each other for the amazing play.

“What it comes down to is making the play,” Tyree said. “Eli did an unbelievable job. I honestly don’t know how he got out of it. And when the ball is in the air you have to go get it. That’s the job.”

“It was just a great catch by David Tyree,” Manning said of the incredible play. “I found a way to get loose, and just really threw it up. He made an unbelievable catch and saved the game.”

Actually, the Giants still needed to score and soon found themselves in dire straits. Manning was sacked for a one-yard loss by Adalius Thomas and Manning’s pass for Tyree fell incomplete, setting up a third-and-11. But Manning came through again, finding Smith on the sideline for a 12-yard gain to the 13 with 39 seconds remaining.

On the next play, Burress lined up wide left, covered by cornerback Ellis Hobbs. The Patriots had been overplaying the slant routes, so Burress faked going inside, the popped out toward the sideline. Hobbs momentarily lost his footing and Manning lofted the ball toward the end zone. Burress, playing with his usual assortment of ankle, knee and shoulder injuries, hauled in the pass to give the Giants the lead with only 35 seconds left.

“They were basically double-teaming me all night, playing a man press, playing a guy over the top,” Burress said. “We were just waiting for that one time where we could get him over there in single coverage. I gave him a slant fake, he bit it, Eli put it up there and I came down with it. I just told myself, ‘God, if you could just get me out here tonight, based on what I’ve been through all year with the knee and the ankle and the back and everything.’ I’m just so grateful for the opportunity.”

“It was just a fade route and they came with an all out blitz,” Manning said. “They had been playing zone coverage. They came with an all out blitz and the corner sat because he thought we might run something short. He ran right by him and made a great catch to win the game.”

Oh, but the Giants still had to stop Brady and the Patriots one more time. But New England never really had a chance. The Pats took over on their 26-yard line after Zak DeOssie and Chase Blackburn crunched Laurence Maroney on the kickoff return.

After a Brady incompleting, Jay Alford – one of several rookies to make big plays for the Giants – sacked the league MVP for a 10-yard loss. Brady then threw two long incomplete passes to Moss, the latter with one second remaining. Bedlam ensued, the field was cleared and Manning knelt down for the final play.

The Giants took a 10-7 lead on Manning’s five-yard touchdown pass to Tyree with 11:05 remaining in the fourth quarter. On second-and-goal for the five, Manning fired a strike into the end zone for Tyree.

“It’s a lovely feeling,” Tyree said. “I honestly came out here and I expected to have a great day.”

The score capped a six-play, 80-yard drive that featured major contributions by rookies, tight end Kevin Boss, Smith and running back Ahmad Bradshaw.

On the first play of the drive, Boss caught Manning’s pass at the Giants’ 40-yard line, stepped away from Harrison’s attempted tackle and turned it into a 45-yard gain to the New England 35-yard line. Three plays later, Smith made a terrific catch for a 17-yard gain to the 12. Bradshaw, then ran for seven yards to the five. Tyree scored on the next play.

Before the gut-wrenching fourth quarter, the game was a defensive struggle. The Patriots led at the end of three quarters, 7-3, the second-lowest three-period point total in Super Bowl history (nine points in Super Bowl IX between Pittsburgh and Minnesota).

Neither team scored in the third quarter. New England owned the ball for the first 8:17 of the quarter, but got nothing out of it when Brady’s long fourth-down pass for Jabar Gaffney fell incomplete.

The Giants punted on their lone third-quarter possession.

The Patriots led at halftime, 7-3, thanks to Maroney’s one-yard touchdown run on the first play of the second quarter. The three points tied for the Giants’ lowest first-half output of the season. They scored three points in each of their games against the Washington Redskins (Sept. 23 and Dec. 16).

After the Giants held the ball for almost the first 10 minutes of the game, the Patriots responded with a 12-play, 56-yard series that took 5:04 to complete.

Brady completed only three of seven passes on the drive. But the Patriots converted their first two third-down opportunities, the first on Maroney’s five-yard run, the second on an eight-yard pass to Wes Welker (a game-high 11 receptions for 103 yards).

Two minutes later, New England faced a third-and-10 from the Giants’ 17. Brady threw into the end zone for tight end Ben Watson. The ball fell incomplete, but Antonio Pierce was penalized for interfering with Watson, which gave the Pats a first-and-goal at the one. Maroney was stopped short off left tackle on the final play of the quarter. When the teams switched sides, Maroney took a handoff, ran over right guard (Kawika Mitchell appeared to have a shot at him) and scored the touchdown.

The Giants subsequently took possession at their 40-yard line after Stephen Gostkowski’s kickoff bounced out of bounds. Toomer’s sensational catch on the left sideline – he somehow kept his feet inbounds on a floating pass – advanced the ball 38 yards to the New England 18-yard line. The Giants faced a third-and-five on the 14 when Manning’s pass caromed off Smith and into the hands of cornerback Ellis Hobbs.

It was the Giants’ first offensive turnover of the postseason. The offense had gone 34 possessions and run 213 plays without turning over the ball. The previous turnover had been in the regular season finale against the Patriots – also an interception by Hobbs of a Manning pass.

Late in the second quarter, the Patriots drove from their own 11 to the Giants' 44-yard line. But Justin Tuck broke threw the line to sack Brady for the second time and forced a fumble that Osi Umenyiora recovered on the New England 49-yard line with 10 seconds to play.

The Giants led at the end of the first quarter, 3-0. It was the first time they led after the opening period in their four Super Bowl appearances. The teams combined for only two possessions in the quarter, a Super Bowl low.

After winning the coin toss and electing to receive, the Giants drove 63 yards in 15 plays and 9:59, a long march that ended with Tynes' 32-yard field goal. It was the longest drive in terms of time consumed in Super Bowl history.

It was also the longest the Giants have held the ball on any possession in their 20-game season. The previous long was a drive that took 8:56 off the clock against Dallas on Nov. 11. That also resulted in a Tynes field goal, from 26 yards. The 15 plays tied for the second-most on a Giants drive this season. Their 95-yard drive against the Cowboys went 16 plays. They also had 15-play series vs. Washington on Dec. 16 and at Tampa Bay in a Wild Card Game on Jan. 6.

Manning completed five of seven passes on the drive, including three of four on third down. Bradshaw picked up another third down with an eight-yard run on which he pushed defensive lineman Ty Warren about five yards.

Manning's nine-yard pass to Smith gave the Giants a first down at the New England 17-yard line. After an incompletion to Burress, Brandon Jacobs lost a yard. Manning's third-down pass to Smith gained four yards. Tynes then opened the scoring with his field goal.

A little more than three hours later, his extra point was the exclamation point on one of the greatest victories in Giants history.

"This is the greatest feeling in professional sports," Burress said. "For us to come out here and win a world championship tonight – nobody gave us a shot. Can somebody give our defense some credit? Those guys were out there playing phenomenal. We just hung in there all game and kept executing, never got down on ourselves. It came down to one play and we made it."

"Nobody thought we could do it," Toomer said. "We did it. We are the world champions. It's the best feeling. Look at the scoreboard. Look at the scoreboard. It hasn't sunk in yet. Our team played great. We beat them."

They sure did. The 2007 Giants are the world champions. Other than them, who would have believed it?

PATRIOTS - 2011 TALE OF THE TAPE

Patriots		Opponents
513	Points Scored	342
399	Total First Downs	370
89/194	Third Down Conversions	87/202
6848	Offensive Yards	6577
1764	Net Rushing Yards	1874
5084	Net Passing Yards	4703
28/33	Field Goals	20/23
61	Touchdowns	40
18	Rushing TDs	13
39	Passing TDs	26
4	TDs on Returns	1
10.3	Punt Return Avg.	8.5
21.4	KO Return Avg.	21.6
40	Sacks	32

GIANTS - 2011 TALE OF THE TAPE

Giants		Opponents
394	Points Scored	400
321	Total First Downs	338
77/206	Third Down Conversions	84/220
6161	Offensive Yards	6022
1427	Net Rushing Yards	1940
4734	Net Passing Yards	4082
19/24	Field Goals	25/31
47	Touchdowns	46
17	Rushing TDs	15
29	Passing TDs	28
1	TDs on Returns	3
6.1	Punt Return Avg.	9.9
23.3	KO Return Avg.	22.9
48	Sacks	28

PATRIOTS 2011 REGULAR SEASON TEAM LEADERS

Scoring:	Stephen Gostkowski	143
Pass Attempts:	Tom Brady	611
Pass Completions:	Tom Brady	401
Completion Pct:	Brian Hoyer	100.0%
Passing Yards:	Tom Brady	5235
Passing TDs:	Tom Brady	39
Rushing Yards:	BenJarvus Green-Ellis	667
Rushing TDs:	BenJarvus Green-Ellis	11
Yards-per-Rush:	Aaron Hernandez	9.0
Receptions:	Wes Welker	122
Receiving Yards:	Wes Welker	1649
Receiving TDs:	Rob Gronkowski	17
Yards-per-Reception:	Matthew Slater	46.0
Total Yards:	Wes Welker	1569
Tackles:	Jerod Mayo	95
Sacks:	Andre Carter	10.0
	Mark Anderson	10.0
Interceptions:	Kyle Arrington	7
Punt Returns:	Julian Edelman	28
Punt Return Average:	Julian Edelman	10.7
KO Returns:	Danny Woodhead	20

GIANTS 2011 REGULAR SEASON TEAM LEADERS

Scoring:	Lawrence Tynes	100
Pass Attempts:	Eli Manning	589
Pass Completions:	Eli Manning	359
Completion Pct:	Eli Manning	61.0%
Passing Yards:	Eli Manning	4933
Passing TDs:	Eli Manning	29
Rushing Yards:	Ahmad Bradshaw	659
Rushing TDs:	Ahmad Bradshaw	9
Yards-per-Rush:	Ahmad Bradshaw	3.9
Receptions:	Victor Cruz	82
Receiving Yards:	Victor Cruz	1536
Receiving TDs:	Victor Cruz	9
Avg. Yards-per-Rec:	Victor Cruz	18.7
Total Yards:	Victor Cruz	1551
Tackles:	Antel Rolle	96
Sacks:	Jason Pierre-Paul	16.5
Interceptions:	Corey Webster	6
Punt Returns:	Aaron Ross	14
Punt Return Average:	Domenik Hixon	10.3
KO Returns:	Devin Thomas	25

PATRIOTS - POSTSEASON TALE OF THE TAPE

Patriots		Opponents
68	Points Scored	30
56	Total First Downs	34
8/17	Third Down Conversions	16/35
839	Offensive Yards	650
242	Net Rushing Yards	260
597	Net Passing Yards	390
4/4	Field Goals	3/4
8	Touchdowns	3
2	Rushing TDs	1
6	Passing TDs	2
0	TDs on Returns	0
7.0	Punt Return Avg.	4.0
32.3	KO Return Avg.	17.6
8	Sacks	1

GIANTS – POSTSEASON TALE OF THE TAPE

Giants		Opponents
81	Points Scored	39
58	Total First Downs	54
23/52	Third Down Conversions	11/39
1214	Offensive Yards	963
352	Net Rushing Yards	361
862	Net Passing Yards	602
6/8	Field Goals	3/3
9	Touchdowns	4
1	Rushing TDs	0
8	Passing TDs	4
0	TDs on Returns	0
7.5	Punt Return Avg.	9.6
16.0	KO Return Avg.	24.3
9	Sacks	8

PATRIOTS 2011 POSTSEASON TEAM LEADERS

Scoring:	Stephen Gostkowski	20
Pass Attempts:	Tom Brady	70
Pass Completions:	Tom Brady	48
Completion Pct:	Tom Brady	68.6%
Passing Yards:	Tom Brady	602
Passing TDs:	Tom Brady	6
Rushing Yards:	BenJarvus Green-Ellis	96
Rushing TDs:	BenJarvus Green-Ellis	1
	Tom Brady	1
Yards-per-Rush:	Aaron Hernandez	8.8
Receptions:	Rob Gronkowski	15
Receiving Yards:	Rob Gronkowski	232
Receiving TDs:	Rob Gronkowski	3
Yards-per-Reception:	Deion Branch	20.6
Total Yards:	Rob Gronkowski	232
Tackles:	Jerod Mayo	17
Sacks:	Vince Wilfork	2.5
Interceptions:	Brandon Spikes	1
Punt Returns:	Julian Edelman	4
Punt Return Average:	Julian Edelman	8.8
KO Returns:	Danny Woodhead	4

GIANTS 2011 POSTSEASON TEAM LEADERS

Scoring:	Lawrence Tynes	27
Pass Attempts:	Eli Manning	123
Pass Completions:	Eli Manning	76
Completion Pct:	Eli Manning	61.8%
Passing Yards:	Eli Manning	923
Passing TDs:	Eli Manning	8
Rushing Yards:	Ahmad Bradshaw	200
Rushing TDs:	Brandon Jacobs	1
Yards-per-Rush:	Brandon Jacobs	4.5
Receptions:	Hakeem Nicks	18
Receiving Yards:	Hakeem Nicks	335
Receiving TDs:	Hakeem Nicks	4
Avg. Yards-per-Rec:	Hakeem Nicks	18.6
Total Yards:	Hakeem Nicks	335
Tackles:	Antel Rolle	21
Sacks:	Osi Umenyiora	3.5
Interceptions:	Deon Grant	1
Punt Returns:	Will Blackmon	8
Punt Return Average:	Aaron Ross	9.7
KO Returns:	Jerrel Jernigan	2

Tom Coughlin

NFL Record: 153-121 (Overall)

NFL Head Coach: 16th year

College: Syracuse



Long regarded as one of the NFL's premier head coaches, Tom Coughlin is one of the most successful in the 86-year history of the New York Football Giants. He reached the pinnacle of his profession during the 2007 season when he led the Giants to victory in Super Bowl XLII. The Giants, big underdogs entering the game, scored two fourth quarter touchdowns to defeat the previously undefeated New England Patriots 17-14.

Last year, the Giants were 10-6, following marks of 8-8, 12-4, 10-6, 8-8, and 11-5 the previous five seasons. Their six-year streak without a losing record is the Giants' longest since they had 10 in a row from 1954-63.

In 2008, Coughlin led the Giants to the NFC East championship and their 12 victories were the Giants highest total since the 2000 NFC champions won 12 games. The division title was the Giants' seventh since the 1970 merger. It was the eighth time in franchise history and the sixth time since the 1970 merger that the Giants finished a season with at least 12 victories. The Giants advanced to postseason play for the fourth consecutive season, the first time they accomplished that feat in their history.

Coughlin also led the Jacksonville Jaguars to four consecutive postseason berths (1996-99) and is one of only three coaches in NFL history to accomplish that feat with two different teams.

Under Coughlin, the Giants routinely establish franchise statistical milestones. In 2009, the Giants scored 402 points after scoring 425 in 2008. It was the first time in franchise history that the Giants scored at least 400 points in consecutive seasons.

Bill Belichick

NFL Record: 192-105 (Overall)

NFL Head Coach: 17th year

College: Wesleyan



Bill Belichick enters his 37th season as an NFL coach and is the only head coach in NFL history to win three Super Bowl championships in a four-year span. He currently ranks 10th all time with 177 total victories as a head coach. His winning percentage of .639 ranks third in NFL history among coaches with 150 or more wins, trailing only George Halas (.682) and Don Shula (.666). He has won more regular-season games (121) and more games overall (135) during a ten-year stretch (2001-2010) than any other head coach in NFL history.

Belichick was hired by Patriots Chairman and CEO Robert Kraft on Jan. 27, 2000 and is in his 12th season as the team's head coach. Through 11 seasons, Belichick has delivered three Super Bowl championships, four conference titles, eight division crowns and 14 playoff victories, while posting an overall record of 140-55. Belichick directed the Patriots to victories in Super Bowls XXXVI (2001), XXXVIII (2003) and XXXIX (2004), and in 2007 he became the only NFL head coach to guide his team to a 16-0 regular season. From 2003 to 2004, Belichick directed the Patriots to an overall winning streak of 21 consecutive games, including the postseason, unprecedented in NFL annals.

Despite an NFL system designed to ensure parity, Belichick's program has produced a remarkable run of sustained on-field success. From 2001-10, the Patriots won 75.6 percent of their regular-season games (121-39), recording the highest winning percentage of any major American professional sports team over that span. Over a 100-game stretch from 2003-08, Belichick directed the team to an 82-18 record - the best record in any 100- game span in NFL history. Belichick has led the Patriots to a winning record in each of the last 10 seasons, making the Patriots the only NFL franchise to accomplish that feat from 2001-10.

Tom Coughlin	Overall Record	Bill Belichick
153-121		192-105
1-2	Career Head-to-Head RS	2-1
1-0	Career Head-to-Head PS	0-1
1-3 Regular Season	Coughlin vs. NE-Belichick vs. NYG	2-3 Regular Season
2-1 Postseason		0-1 Postseason
8	Years as Team's Head Coach	12
16	Years as NFL Head Coach	17

COUGHLIN CONTINUES HIS WINNING WAYS

Tom Coughlin moved into the top 20 in NFL history on two important victory lists. The win verse Dallas on Jan. 1 was his 142nd in the regular season, tying Jeff Fisher for 19th place on the career list. Here is how Coughlin compares to other coaches in key categories.

TOP 25 COACHES: REGULAR SEASON VICTORIES

1. Don Shula	328
2. George Halas	318
3. Tom Landry	250
4. Curly Lambeau	226
5. Marty Schottenheimer	200
6. Chuck Noll	193
7. Dan Reeves	190
8. Chuck Knox	186
9. Bill Belichick*	175
10. Bill Parcells	172
11. Paul Brown	166
12. Mike Holmgren	161
13. Bud Grant	158
14. Mike Shanahan*	157
15. Joe Gibbs	154
16. Steve Owen	151
17. Bill Cowher	149
18. Marv Levy	143
T19. Tom Coughlin*	142
T19. Jeff Fisher	142
21. Tony Dungy	139
22. Hank Stram	131
23. Weeb Ewbank	130
24. Andy Reid*	126
25. Jim Mora	125

*Active

TOP 25 COACHES: TOTAL CAREER VICTORIES

	REG SEASON	POSTSEASON	TOTAL
1. Don Shula	328	19	347
2. George Halas	318	6	324
3. Tom Landry	250	20	270
4. Curly Lambeau	226	3	229
5. Chuck Noll	193	16	209
6. Marty Schottenheimer	200	5	205
7. Dan Reeves	190	11	201
8. Chuck Knox	186	7	193
9. Bill Belichick*	175	17	192
10. Bill Parcells	172	11	183
11. Mike Holmgren	161	13	174
12. Joe Gibbs	154	17	171
13. Paul Brown	166	4	170
14. Bud Grant	158	10	168
15. Mike Shanahan*	157	8	165
16. Bill Cowher	149	12	161
17. Marv Levy	143	11	154
T18. Tom Coughlin*	142	11	153
T18. Steve Owen	151	2	153
20. Tony Dungy	139	9	148
21. Jeff Fisher	142	5	147
T22. Hank Stram	131	5	136
T22. Andy Reid*	126	10	136
24. Weeb Ewbank	130	4	134
25. Mike Ditka	121	6	127

*Active

GIANTS HEAD COACH RECORDS:

REGULAR SEASON

Coach	Seasons	Years	W	L	T	Pct
Steve Owen	1930-53	23	153	100	17	.598
Bill Parcells	1983-90	8	77	49	1	.610
Tom Coughlin	2004-11	8	74	54	0	.578
Jim Fassel	1997-03	7	58	53	1	.522
Allie Sherman	1961-68	8	57	51	4	.527
Jim Lee Howell	1954-60	7	53	27	4	.655
Dan Reeves	1993-96	4	31	33	0	.484
Alex Webster	1969-73	5	29	40	1	.421
LeRoy Andrews*	1929-30	2	24	5	1	.817
Ray Perkins	1979-82	4	23	34	0	.404
Earl Potteiger	1927-28	2	15	8	3	.635
Ray Handley	1991-92	2	14	18	0	.438
John McVay	1976-78	3	14	23	0	.378
Robert Folwell	1925	1	8	4	0	.667
Joseph Alexander	1926	1	8	4	1	.667
Bill Arnsparger#	1974-76	3	7	28	0	.200
Benny Friedman	1930	1	2	0	0	.333

*Andrews was replaced by Friedman and Owen after 15 games in 1930.

#Arnsparger was replaced by McVay after first seven games in 1976.

GIANTS HEAD COACH RECORDS:

POSTSEASON

Coach	G	Seasons	W	L	T	Pct
Bill Parcells	11	1983-90	8	3	0	.727
Tom Coughlin	10	2004-11	7	3	0	.700
Steve Owen	10	1930-53	2	8	0	.200
Jim Lee Howell	4	1954-60	2	2	0	.500
Jim Fassel	5	1997-03	2	3	0	.400
Ray Perkins	2	1979-82	1	1	0	.500
Dan Reeves	2	1993-96	1	1	0	.500
Allie Sherman	3	1961-68	0	3	0	.000



HE'S THE MANN

Eli Manning, who threw every one of the Giants' 589 passes this season, set the franchise single-season record with 4,933 yards – 859 more yards than Kerry Collins' previous mark, set in 2002. Manning also broke Collins' franchise record of 568 attempts in a single-season, set in 2001, with 589 and his own record of 339 completions, set last year, with 359.

LONGEST CONSECUTIVE STARTING STREAKS BY NFL QUARTERBACKS

Player	Team(s)	Years	Consecutive RS Starts
1. Brett Favre	Packers, Jets, Vikings	1992-2010	297
2. Peyton Manning	Colts	1998-2010	208
3. Eli Manning	Giants	2004-Present	119
4. Ron Jaworski	Eagles	1977-1984	116
5. Tom Brady	Patriots	2001-2008	111

CURRENT CONSECUTIVE GAMES STARTED STREAK BY NFL QB'S

Player	Regular Season	Postseason	Total
Eli Manning	119	10	129
Philip Rivers	96	7	103
Joe Flacco	65	8	73
Tom Brady	48	4	52
Mark Sanchez	35	6	41
Matt Ryan	35	2	37

Starting NFC East Quarterbacks since Eli took over on Nov. 21, 2004 (22):

Dallas (7): Vinny Testaverde, Drew Henson, Drew Bledsoe, Tony Romo, Brad Johnson, Jon Kitna, Stephen McGee.

Philadelphia (8): Donovan McNabb, Jeff Garcia, Mike McMahon, A.J. Feeley, Koy Detmer, Kevin Kolb, Michael Vick, Vince Young.

Washington (7): Patrick Ramsey, Mark Brunell, Jason Campbell, Todd Collins, Donovan McNabb, Rex Grossman, John Beck.

Manning as NFL Starter:

Regular Season: 69-50 (.580)
Postseason: 7-3 (.700)

By Month:

Sept: 14-8
Oct: 23-5
Nov: 13-17
Dec: 16-19
Jan: 3-1

Postseason:

Jan: 6-3
Feb: 1-0

Record when Manning...

Throws 0 TDs:	7-13
Throws 1 TD:	25-18
Throws 2 TDs:	21-12
Throws 3 TDs:	16-4
Throws 4 TDs:	3-3
Throws at least 1 TD:	65-37
Was not sacked:	19-7
Was sacked:	54-42
Rushed for a TD:	3-1
Margin 7 pts or more:	47-35
Margin 7 pts or less:	25-15
Margin 3 pts or less:	11-11
Was not intercepted:	33-8
Was intercepted:	39-42
Played on Grass:	23-12
Played on Turf:	50-38
Played in Domes:	9-4
Played on Monday Night:	7-3
Played on Sunday Night:	8-10
Played on Saturday:	4-2
Played on Thursday:	1-1
Played in Prime Time:	14-12
Played on Sunday Afternoon:	54-34
Played in OT:	3-2

Manning's Regular Season Highs:

Attempts: 53 at Seattle (11/27/05); 53 vs. Washington (12/16/07)
Completions: 34 vs. Tennessee (9/26/10)
Percentage: 79% (.787) (26 of 33) at Arizona (11/23/08)
Passing Yards: 420 vs. Seattle (10/9/11)
Passing TDs: 4 vs. St. Louis (10/2/05)
 4 at Dallas (9/7/07)
 4 vs. New England (12/29/07)
 4 at Dallas (10/25/10)
 4 vs. Philadelphia (12/19/10)
 4 vs. Philadelphia (9/25/11)
Interceptions: 4 vs. Minnesota (11/13/05)
 4 vs. Minnesota (11/25/07)
 4 at Green Bay (12/26/10)
Longest Pass: 99 yards (TD) at New York Jets (12/24/11) to Cruz
Sacked: 8 at Dallas (12/14/08)
 8 at Philadelphia (9/17/06)
Rating: 158.3 vs. Oakland on 10/11/09 (played 5 series, removed in 2nd quarter)
 145.7 at Philadelphia on 9/25/11
Rushes: 5 at Miami (10/28/07)
 5 at Carolina (12/10/06)
 5 yards at Detroit (11/18/07)
Rushing Yards: 34 at Philadelphia (11/1/09)
Longest Rush: 18 yards at Miami (10/28/07)
Rushing Touchdowns: 1 at Philadelphia 12/11/05 (1 yard)
 1 at Miami 10/28/07 (10 yards)
 1 vs. Washington 9/4/08 (1 yard)
 1 at Washington 9/11/11 (2 yards)

*Manning's postseason career highs are on page 24

GIANTS QUARTERBACKS

ATTEMPTS

1. Phil Simms	4,647
2. Eli Manning	3,921 (PS: 316)
3. Charlie Conerly	2,833
4. Kerry Collins	2,473
5. Fran Tarkenton	1,898
6. Dave Brown	1,391
7. Y.A. Tittle	1,308

COMPLETIONS

1. Phil Simms	2,576
2. Eli Manning	2,291 (PS: 192)
3. Kerry Collins	1,447
4. Charlie Conerly	1,418
5. Fran Tarkenton	1,069
6. Dave Brown	766
7. Y.A. Tittle	731

YARDS

1. Phil Simms	33,462
2. Eli Manning	27,579 (PS: 2,220)
3. Charlie Conerly	19,488
4. Kerry Collins	16, 875
5. Fran Tarkenton	13, 905
6. Y.A. Tittle	10, 439
7. Dave Brown	8,8606

TOUCHDOWNS

1. Phil Simms	199
2. Eli Manning	185 (PS: 16)
3. Charlie Conerly	173
4. Fran Tarkenton	103
5. Y.A. Tittle	96
6. Kerry Collins	81
7. Dave Brown	40

INTERCEPTIONS

1. Charlie Conerly	167
2. Phil Simms	157
3. Eli Manning	129 (PS: 8)
4. Fran Tarkenton	72
5. Kerry Collins	70
6. Y.A. Tittle	68
7. Dave Brown	49

300-YARD GAMES

1. Eli Manning	22 (PS: 2)
2. Phil Simms	21
3. Kerry Collins	17
4. Y.A. Tittle	9

Manning's 2,291 completions and 27,579 passing yards by receiver:

Includes three completions and 66 yards as a reserve at Philadelphia, Sept. 12, 2004.

Player	Catches	Yards
Plaxico Burress	244	3,681
Steve Smith	213	2,314
Amani Toomer	210	2,554
Jeremy Shockey	206	2,300
Hakeem Nicks	202	3,034
Mario Manningham	160	2,315
Tiki Barber	129	1,144
Kevin Boss	118	1,597
Ahmad Bradshaw	109	842
Victor Cruz	82	1,536
Brandon Jacobs	80	730
Derrick Ward	69	576
Domenik Hixon	61	805
Jake Ballard	38	604
David Tyree	38	439
DJ Ware	37	252
Sinorice Moss	36	373
Tim Carter	34	471
Derek Hagan	31	471
Jim Finn	29	213
Travis Beckum	26	264
Bear Pascoe	22	217
Visanthe Shiancoe	22	178
Madison Hedgecock	20	128
Ike Hilliard	17	143
Ramses Barden	15	174
Henry Hynoski	12	83
Michael Matthews	8	54
Reuben Droughns	7	49
Darcy Johnson	6	43
Marcellus Rivers	5	36
Michael Jennings	5	49
Devin Thomas	3	37
Jamaar Taylor	2	102
Michael Clayton	2	19
Da'Rel Scott	2	13
Anthony Mix	1	21
Ron Dayne	1	7
Brandon Stokley	1	7
Duke Calhoun	1	4
Sean Berton	1	3

Manning's 185

TD passes by receiver:

Player	TDs
Plaxico Burress	33
Hakeem Nicks	24
Jeremy Shockey	19
Mario Manningham	18
Kevin Boss	18
Amani Toomer	17
Steve Smith	11
Victor Cruz	9
David Tyree	4
Brandon Jacobs	4
Jake Ballard	4
Ahmad Bradshaw	3
Travis Beckum	3
Tiki Barber	3
Domenik Hixon	3
Tim Carter	2
Derek Hagan	2
Madison Hedgecock	2
Darcy Johnson	2
Sinorice Moss	2
Marcellus Rivers	1
Visante Shiancoe	1
Derrick Ward	1



Manning's 20 Regular Season Game-Winning Drives

Victories in which Manning rallied the Giants from a fourth-quarter deficit or tie to win

Date	Opponent	Score:		Time:	Time:	Winning Score	Winning Drive Totals:		
		Drive(s) Start	Final				Drive Start	Drive End	Plays
01/02/05	vs. Dallas	24-21	28-24	1:49	0:11	Barber 3-yd TD run	6	66	1:38
10/23/05	vs. Denver	23-10	24-23	3:29	0:05	2-yd TD pass to Toomer	15	83	3:24
12/11/05	at Philadelphia	23-23	26-23 (OT)	5:38	3:55	Feely 26-yd FG	4	9	1:43
09/17/06	vs. Philadelphia	24-7	20-24(OT)	9:55	3:11	31-yd TD pass to Burress	13	85	6:44
11/05/06	vs. Houston	10-7	14-10	12:41	7:49	3-yd TD pass to Shockey	11	67	4:52
09/23/07	vs. Washington	17-10	24-17	7:33	5:32	33-yd TD pass to Burress	4	44	2:01
10/07/07	vs. Jets	24-21	35-24	12:23	7:52	53-yd TD pass to Burress	8	98	7:08
12/02/07	at Chicago	16-7	21-16	4:55	1:33	Droughns 2-yd TD run	9	77	3:22
09/21/08	vs. Cincinnati	20-16	26-23(OT)	10:28	8:39	Carney 22-yd FG	8	62	1:49
10/26/08	at Pittsburgh	14-9	21-14	6:48	3:07	2-yd TD pass to Boss	7	53	3:41
12/21/08	vs. Carolina	20-28	34-28(OT)	12:20	9:57	Jacobs 2-yd TD run	6	87	2:23
09/20/09	at Dallas	30-31	33-31	3:40	0:00	Tynes 37-yd FG	11	56	3:40
11/22/09	vs. Atlanta	31-31	34-31(OT)	15:00	11:06	Tynes 36-yd FG	8	49	3:54
11/28/10	vs. Jacksonville	17-20	24-20	5:55	3:15	32-yd TD pass to Boss	6	69	2:40
09/25/11	at Philadelphia	14-16	29-16	11:37	8:07	28-yd TD pass to Cruz	7	54	3:30
10/02/11	at Arizona	24-27	31-27	3:10	2:39	29-yd TD pass to Nicks	2	48	0:31
10/16/11	vs. Buffalo	24-24	27-24	4:02	2:02	Tynes 23-yd FG	9	76	2:30
10/30/11	vs. Miami	17-13	20-17	8:28	5:58	25-yd TD pass to Cruz	6	53	2:30
11/06/11	at New England	20-17	24-20	1:36	0:15	1-yd TD pass to Ballard	8	80	1:21
12/11/11	at Dallas	34-29	37-34	2:12	0:46	Jacobs 1-yd TD run	6	58	1:26



Manning's 24 300-Yard Passing Games

(Regular Season: 11-11) (Postseason: 2-0)

Date	Opponent	Att	Cmp	Yds	TD	Int	Result
09/25/05	at San Diego	41	24	352	2	0	L
11/27/05	at Seattle	53	28	344	2	1	L
12/11/05	at Philadelphia	44	28	312	1	3	W
09/17/06	at Philadelphia	43	31	371	3	1	W
09/07/07	at Dallas	41	28	312	4	1	L
10/15/07	at Atlanta	39	27	303	2	2	W
11/30/08	at Washington	34	21	305	1	1	W
09/20/09	at Dallas	38	25	330	2	0	W
11/22/09	vs. Atlanta	39	25	384	3	1	W
12/13/09	vs. Philadelphia	28	27	391	3	0	L
09/26/10	vs. Tennessee	48	34	386	0	2	L
10/25/10	at Dallas	35	25	306	4	3	W
11/14/10	vs. Dallas	48	33	373	2	2	L
12/26/10	at Green Bay	33	17	301	2	4	L
10/02/11	at Arizona	40	27	321	2	0	W
10/09/11	vs. Seattle	39	24	420	3	3	L
10/30/11	vs. Miami	45	31	349	2	0	W
11/13/11	at San Francisco	40	26	311	2	2	L
11/28/11	at New Orleans	47	33	406	2	1	L
12/04/11	vs. Green Bay	40	23	347	3	1	L
12/11/11	at Dallas	47	27	400	2	1	W
01/01/12	vs. Dallas	33	24	346	3	0	W
*01/15/12	at Green Bay	33	21	330	3	1	W
†01/22/12	at San Francisco	58	32	316	2	0	W

*NFC Divisional Playoff Game

†NFC Championship Game

MANNING VS. PATRIOTS

Date	Result	Att	Cmp	Pct	Yds	TD	Int	Long	Sack	QB Rating	1st	25+
12/29/07	L	32	22	68.8	251	4	1	52	1	118.6	13	1
02/03/08*	W	34	19	55.9	255	2	1	45	3	87.3	13	3
11/06/11	W	39	20	51.3	250	2	1	30	0	77.9	15	2
Reg Season	1-1	71	42	59.2	501	6	2	52	1	97.2	28	3
Postseason	1-0	34	19	55.9	255	2	1	45	3	87.3	13	3
Career	2-1	105	61	58.1	756	8	3	52	4	94.0	41	6

*Denotes Super Bowl XLII

MANNING'S POSTSEASON HIGHS

<p>Attempts: 58 at San Francisco (1/22/12) 40 at Green Bay (1/20/08) 34 at New England in SB XLII (2/3/08) 33 at Green Bay (1/15/12) 32 vs. Atlanta (1/8/12) 27 at Philadelphia (1/7/07) 27 at Tampa Bay (1/6/08)</p> <p>Completions: 32 at San Francisco (1/22/12) 23 vs. Atlanta (1/8/12) 21 at Green Bay (1/15/12) 21 at Green Bay (1/20/08) 20 at Tampa Bay (1/6/08) 19 at New England in SB XLII (2/3/08)</p> <p>Percentage: 74.1 at Tampa Bay (1/6/08) 71.9 vs. Atlanta (1/8/12)</p> <p>Yards: 330 at Green Bay (1/15/12) 316 at San Francisco (1/22/12) 277 vs. Atlanta (1/8/12) 255 at New England in SB XLII (2/3/08) 251 at Green Bay (1/20/08) 185 at Tampa Bay (1/6/08)</p> <p>Touchdowns: 3 at Green Bay (1/15/12) 3 vs. Atlanta (1/8/12) 2 at San Francisco (1/22/12) 2 at New England in SB XLII (2/3/08) 2 at Dallas (1/13/08) 2 at Tampa Bay (1/6/08) 2 at Philadelphia (1/7/07)</p> <p>Interceptions: 3 vs. Carolina (1/8/06)</p>	<p>Long: 72 vs. Atlanta (1/8/12) 66 at Green Bay (1/15/12) 52 at Dallas (1/13/08) (Toomer) 45 at New England in SB XLII (2/3/08) (Boss) 36 at San Francisco (1/22/12) (Cruz) 32 at Green Bay (1/20/08) (Burress)</p> <p>Sacked: 6/49 at San Francisco (1/22/12) 4/22 vs. Carolina (1/8/06)</p> <p>Rating: 132.4 at Dallas (1/13/08) 129.3 vs. Atlanta (1/8/12) 117.1 at Tampa Bay (1/6/08) 114.5 at Green Bay (1/15/12)</p> <p>Rushes: 4 at Green Bay (1/15/12) 3 at New England in SB XLII (2/3/08) 2 vs. Atlanta (1/8/12) 2 at Philadelphia (1/7/07), at Green Bay (1/20/08)</p> <p>Yards: 13 vs. Atlanta (1/8/12) 10 at Green Bay (1/15/12) 4 at New England in SB XLII (2/3/08) 4 at Philadelphia (1/7/07), at Green Bay (1/20/08)</p> <p>Long: 14 vs. Atlanta (1/8/12) 12 at Green Bay (1/15/12) 5 at New England in SB XLII (2/3/08) 2 at Philadelphia (1/7/07), at Green Bay (1/20/08)</p> <p>TD: 0</p>
---	---

Manning's 4 Postseason Game-Winning Drives

Victories in which Manning rallied the Giants from a fourth-quarter deficit or tie to win

Date	Opponent	Score:	Score:	Time:	Time:	Winning Score	Winning Drive Totals:		
		Drive(s) Start	Final	Drive Start	Drive End		Plays	Yards	Time
1/13/08	at Dallas	14-17	21-17	0:53 (3rd)	13:29	Jacobs 1-yd TD run	6	37	1:31
1/20/08	at Green Bay	20-20	23-20 (OT)	14:04	12:25	Tynes 47-yd FG	4	5	2:35
2/3/08	vs. New England	10-14	17-14	2:42	0:35	13-yd TD pass to Burress	12	83	2:07
1/22/12	at San Francisco	17-17	20-17 (OT)	9:32	7:06	Tynes 31-yard FG	5	11	2:26



BACK-TO-BACK PERFORMANCES

Brandon Jacobs set the Giants franchise-record for the most career rushing touchdowns (56) on Dec. 11 when he scored twice against the Dallas Cowboys to break the mark set by Tiki Barber. Since 2007, Jacobs and Ahmad Bradshaw have been one of the best backfield tandems in the NFL. Below is how they rank in Giants history.

TOP RUSHERS IN GIANTS HISTORY

Based on Yardage

Player	Years	Att	Yds	Avg
1. Tiki Barber	1197-06	2,217	10,449	4.7
2. Rodney Hampton	1990-97	1,824	6,897	3.8
3. Joe Morris	1982-89	1,318	5,296	4.0
4. Brandon Jacobs	2005-11	1,078	4,849	4.5
5. Alex Webster	1955-64	1,196	4,638	3.9
6. Ron Johnson	1970-75	1,066	3,836	3.6
7. Frank Gifford	1952-64	840	3,609	4.3
8. Doug Kotar	1974-81	900	3,380	3.8
9. Eddie Price	1950-55	846	3,292	3.9
10. Ahmad Bradshaw	2007-11	700	3,217	4.6
11. Tuffy Leemans	1936-43	919	3,132	3.4

MOST 100-YD RUSHING GAMES IN GIANTS HISTORY

Player	Games
1. Tiki Barber	38
2. Joe Morris	19
3. Rodney Hampton	17
4. Brandon Jacobs	12
5. Eddie Price	11
6. Ron Johnson	10
7. Ahmad Bradshaw	8
8. Derrick Ward	3

MOST RUSHING TDS IN GIANTS HISTORY

Player	TDs
1. Brandon Jacobs	56
2. Tiki Barber	55
3. Rodney Hampton	49
4. Joe Morris	48
5. Alex Webster	39
6. Ottis Anderson	35
7. Frank Gifford	34
8. Ron Johnson	33
T9. Ahmad Bradshaw	26
T9. Bill Paschal	26
T11. Doug Kotar	20
T11. Eddie Price	20
13. Joe Morrison	18
T14. Rob Carpenter	17
T14. Tuffy Leemans	17



BRADSHAW VS. PATRIOTS

Super Bowl XLII

Date	Result	Att	Yds	Avg	Long	TD	1st	10+
02/03/07	W	9	45	5.0	13	0	2	1
Career	1-0	9	45	5.0	13	0	2	1

JACOBS VS. PATRIOTS

Super Bowl XLII

Date	Result	Att	Yds	Avg	Long	TD	1st	10+
12/29/07	L	15	67	4.5	16	0	2	2
11/06/11	W	18	72	4.0	11	1	3	2
02/03/08	W	14	42	3.0	7	0	2	0
Career	2-1	47	181	3.9	16	1	7	4

DYNAMIC DUO

Since the 2008 season, Osi Umenyiora and Justin Tuck have been two of the best pass rushers in the NFL.



TOP SACK LEADERS IN GIANTS HISTORY

Statistic recorded since 1982

1. Michael Strahan	141.5
2. Lawrence Taylor	132.5*
3. Leonard Marshall	79.5
4. Osi Umenyiora	69.0
5. Keith Hamilton	63.0
6. George Martin	46.0
7. Justin Tuck	45.5
8. Carl Banks	36.0

*Taylor had 9.5 sacks as a rookie in 1981, the year before they became an official statistic.

UMENYIORA VS. PATRIOTS

Date	Result	Tot	Tack	Asst	Sack	Yds	Stuff	Lost	FF	FR	PD
12/19/07	L	3	0	3	0	0	0	0	0	0	0
02/03/08*	W	4	3	1	0	0	1.5	3.5	0	1	0
11/06/11	W	5	1	4	0	0	0	0	0	0	0
Reg Season	1-1	8	1	7	0	0	0	0	0	0	0
Postseason	1-0	4	3	1	0	0	1.5	3.5	0	1	0
Career	2-1	12	4	8	0	0	1.5	3.5	0	1	0

*Denotes Super Bowl XLII

TUCK VS. PATRIOTS

Date	Result	Tot	Tack	Asst	Sack	Yds	Stuff	Lost	FF	FR	PD
12/29/07	L	5	2	3	0	0	0.5	2.5	0	0	0
02/03/08*	W	6	5	1	2	14	0.5	1.5	1	0	0
11/06/11	W	3	2	1	0	0	0	0	0	0	1
Reg Season	1-1	8	4	4	0	0	0.5	2.5	0	0	1
Postseason	1-0	6	5	1	2	14	0.5	1.5	1	0	0
Career	2-1	14	9	5	2	14	1.0	4.0	1	0	1

*Denotes Super Bowl XLII

THE LAST TIME IT HAPPENED....

OFFENSE

Overtime Game:

RS: Giants 34 vs. Atlanta 31,
Nov. 22, 2009

PS: Giants 20 at San Francisco 17,
Jan. 22, 2012

Scoreless first half:

Giants 0 at New England 0,
Nov. 6, 2011

Opponent:

Giants 21 vs. Dallas 0,
Jan. 1, 2012

Scoreless second half:

Giants 0 at Washington 14,
Sept. 11, 2011

Opponent:

RS: Giants 7 vs. Vikings 0,
Dec. 13, 2010

PS: Giants 17 vs. Falcons 0,
Jan. 8, 2102

400 total net yards:

RS: 437 vs. Dallas,
Jan. 1, 2012

PS: 420 at Green Bay,
Jan. 15, 2012

Opponent:

444 at Dallas,
Dec. 11, 2011

500 total net yards:

510 at Dallas,
Dec. 11, 2011

Opponent:

577 at New Orleans,
Nov. 28, 2011

600 total net yards:

602 vs. Washington,
Oct. 28, 1962

Opponent:

682 vs. Chicago (Bears),
Nov. 14, 1943

200 net yards rushing:

213 vs. Minnesota,
Dec. 13, 2010

Opponent:

205 at New Orleans,
Nov. 28, 2011

300 net yards rushing:

301 vs. Carolina,
Dec. 21, 2008

Opponent:

366 at Buffalo,
Nov. 26, 1978

300 net yards passing:

RS: 331 vs. Dallas,
Jan. 1, 2012

PS: 325 at Green Bay,
Jan. 15, 2012

Opponent:

305 at Dallas,
Dec. 11, 2011

400 net yards passing:

400 at Dallas,
Dec. 11, 2011

Opponent:

404 at Green Bay,
Dec. 26, 2010

500 net yards passing:

505 vs. Washington,
Oct. 28, 1962

Opponent:

Never Happened

Most points:

62 vs. Philadelphia,
Nov. 26, 1972

Opponent:

72 at Washington,
Nov. 27 1966

60 points:

62 vs. Philadelphia,
Nov. 26, 1972

Opponent:

62 at Cleveland,
Dec. 6, 1953

50 points:

55 vs. Green Bay,
Dec. 20, 1986

Opponent:

50 vs. Washington,
Sept. 19, 1999

100-yard rushing game:

Brandon Jacobs 19-101 at Dallas,
Dec. 11, 2011

Opponent:

Felix Jones 16-106 vs. Dallas,
Dec. 11, 2011

100-yard receiving game:

RS: Victor Cruz 6-178 vs. Dallas,
Jan. 1, 2012

PS: Victor Cruz 10-142
at San Francisco,
Jan. 22, 2012

Opponent:

RS: Laurent Robinson 4-137
at Dallas,
Dec. 11, 2011

Dec. 11, 2011

PS: Vernon Davis 3-112

at San Francisco,
Jan. 22, 2012

200-yard receiving game:

Plaxico Burress 10-204

vs. St. Louis,
Oct. 2, 2005

Opponent:

Gary Clark 11-241
vs. Washington,
Oct. 27, 1986

300-yard passing game:

RS: Eli Manning 346 vs. Dallas,
Jan. 1, 2012

PS: Eli Manning 316
at San Francisco,
Jan. 22, 2012

Opponent:

Tony Romo 321 at Dallas,
Dec. 11, 2011

400-yard passing game:

Eli Manning 400 at Dallas,
Dec. 11, 2011

Opponent:

Aaron Rodgers 404
at Green Bay,
Dec. 26, 2010

3 TD passes:

RS: Eli Manning vs. Dallas,
Jan. 1, 2012

PS: Eli Manning vs. Atlanta
Jan. 8, 2012

Opponent:

Tony Romo at Dallas (4),
Dec. 11, 2011

4 TD passes:

Eli Manning vs. Philadelphia,
Sept. 25, 2011

Opponent:

Tony Romo at Dallas,
Dec. 11, 2011

5 TD passes:

Phil Simms at St. Louis
(Cardinals),
Sept. 7, 1980

Opponent:

Matt Hasselbeck at Seattle,
Sept. 24, 2006

3 TD receiving:

Hakeem Nicks vs. Carolina,
Sept. 12, 2010

Opponent:

Santana Moss at Washington,
Dec. 24, 2005

4 TD receiving:

Earnest Gray at St. Louis
(Cardinals),

Sept. 7, 1980

Opponent:

Joe Horn at New Orleans,
Dec. 14, 2003

3 TD rushing:

Ahmad Bradshaw vs. Buffalo,
Oct. 16, 2011

Opponent:

Beanie Wells at. Arizona,
Oct. 2, 2011

4 TD rushing:

Rodney Hampton vs. New
Orleans,

Sept. 24, 1995

Opponent:

DeAngelo Williams vs. Carolina,
Dec. 21, 2008

DEFENSE

Interception TD return:

Terrell Thomas - 14 yards
at Washington,
Dec. 21, 2009

Opponent:

Clay Matthews - 38 yards
vs. Green Bay
Dec. 4, 2011

Fumble return for TD:

Michael Boley - 65 yards
vs. St. Louis,
Sept. 19, 2011

Opponent:

Fili Moala - 1 yard
at Indianapolis,
Sept. 19, 2010

3 quarterback sacks:

Justin Tuck - 3.0
at Philadelphia,
Nov. 21, 2010

Opponent:

DeMarcus Ware - 3.0
at Dallas,
Dec. 14, 2008

4 quarterback sacks:

Osi Umenyiora - 6.0
vs. Philadelphia,
Sept. 30, 2007

Opponent:

Bertrand Berry - 4.0
at Arizona,
Nov. 14, 2004

2 interceptions:

Corey Webster vs. Buffalo,
Oct. 16, 2011

Opponent:

Carlos Rodgers at San Francisco,
Nov. 13, 2011

Safety:

Mark Sanchez sacked by Chris
Canty at New York Jets,
Dec. 24, 2011

Opponent:

RS: D.J. Ware tackled in the end
zone by Anthony Hargrove
vs. Seattle ,
Oct. 9, 2011
PS: Eli Manning called for
intentional grounding in the end
zone vs. Atlanta,
Jan. 8, 2011

SPECIAL TEAMS

5 field goals:

Jay Feely- 5 vs. Washington,
Oct.30, 2005

Opponent:

Billy Cundiff (7) vs. Dallas,
Sept.15, 2003

50-yard field goal:

Lawrence Tynes 50 vs. Green Bay
Dec. 4, 2011

Opponent:

David Akers 52 at San Francisco,
Nov. 13, 2011

Kickoff return for TD:

Domenik Hixon - 74 yards
vs. New England,
Dec. 29, 2007

Opponent:

Leon Washington - 98 yards,
vs. New York Jets,
Oct. 7, 2007

Punt return for TD:

Domenik Hixon - 79 yards,
vs. Dallas,
Dec. 16, 2009

Opponent:

DeSean Jackson -
65 yards vs. Philadelphia,
Dec. 19, 2010

Blocked punt:

David Tyree vs. Philadelphia,
Nov. 20, 2005

Opponent:

Greg Hardy vs. Carolina,
Sept. 12, 2010

Blocked punt return/recovered for TD:

Tom Flynn - 27 yards
(blocked by Gary Reasons)
vs. Washington,
Sept. 5, 1988

Opponent:

Myron Baker- 5 yards at Chicago,
Sept. 5, 1993

Blocked field goal attempt:

Jason Pierre-Paul at Dallas,
Dec. 11, 2011

Opponent:

RS: Alex Carrington vs. Buffalo,
Oct. 16, 2011
PS: Brad Jones at Green Bay,
Jan. 15, 2012

Fake field goal attempt:

Jeff Hostetler 22 yard TD pass to
Carl Banks
at Philadelphia,
Oct. 8, 1989

Opponent:

Chase Daniel 9-yard pass to
Jimmy Graham at New Orleans,
Nov. 28, 2011
(failed, short of first down)

Blocked PAT:

Barry Cofield vs. Dallas,
Nov. 14, 2010

Opponent:

Brandon Noble at Dallas,
Dec. 17, 2000

PAT missed:

Lawrence Tynes,
vs. San Francisco,
Oct. 21, 2007

Opponent:

Jay Feely vs. Atlanta,
Nov. 9, 2003

Two point conversion made:

D.J. Ware rush at Dallas,
Dec. 11, 2011

Opponent:

Alex Smith pass to Michael
Crabtree at San Francisco,
Nov. 13, 2011

Two point conversion failed:

Eli Manning pass at Philadelphia,
Nov. 9, 2008

Opponent:

Quinton Ganther run
at Washington,
Dec. 21, 2009

Onside kick attempt:

Steve Weatherford
vs. Washington,
Dec. 18, 2011
(recovered by Washington)

Opponent:

RS: Nick Folk at New York Jets,
Dec. 24, 2011
(recovered by New York Giants)
PS: Mason Crosby at Green Bay,
Jan. 15, 2012
(twice – both recovered by New
York)

SEASON

OFFENSE

1,000 yard rusher:

Ahmad Bradshaw, 2010 (1,235)

300 rushing attempts:

Tiki Barber, 2006 (327)

5 100-yard rushing games:

Brandon Jacobs, 2007 (5)

10 rushing TDs:

Brandon Jacobs, 2008 (15)

500 pass attempts:

Eli Manning, 2011 (589)

300 pass completions:

Eli Manning, 2011 (359)

4,000 yards passing:

Eli Manning, 2011 (4,933)

5 games with 300 yards

passing: Eli Manning, 2011 (8)

30 TD passes:

Eli Manning, 2010 (31)

Most consecutive games with

TD pass:

Eli Manning, 12 (2008)

100 pass receptions:

Steve Smith, 2009 (107)

1,000 receiving yards:

Victor Cruz, 2011 (1,536)

Hakeem Nicks, 2011 (1,192)

10 receiving TDs:

Hakeem Nicks, 2010 (11)

DEFENSE

10 interceptions:

Willie Williams, 1968 (11)

2 defensive TDs:

Percy Ellsworth, 1998 (2)

5 fumble recoveries:

Osi Umenyiora (10) and Justin Tuck (6), 2010

10+ sacks:

Jason Pierre-Paul, 2011 (16.5)

SPECIAL TEAMS

50 kickoff returns:

Domenik Hixon, 2009 (57)

30-yard average kick return:

John Counts, 1962 (30.2)

1,000 kick return yards:

Domenik Hixon, 2009 (1,291)

2 kick returns for TD:

Never happened

50 punt returns:

Phil McConkey, 1985 (53)

500 punt return yards:

Tiki Barber, 1999 (506)

15-yard punt return average:

Amani Toomer, 1996 (16.6)

2 punt returns for TD:

Amani Toomer, 1996 (2)

QUARTERBACKS

ELI MANNING (10)

- Acquired by the Giants via trade with the San Diego Chargers. Was the first overall pick from Mississippi by the San Diego Chargers in 2004.
- Has started 119 consecutive regular season games, the third longest streak in history by a quarterback and the longest active quarterback streak.
- Has played in 121 games for the Giants with 119 starts. Ranks second all-time among Big Blue quarterbacks in career completions (2,291), attempts (3,921) and passing yards (27,579).
- Postseason: Has started 10 games in the postseason in which he's played. Completed 189 of 316 attempts for 2,220 yards, 16 touchdowns and eight interceptions for a passer rating of 87.5.
- 2011 Season: Started all 16 games this season. Completed 359 of 589 attempts for 4,933 yards (all franchise records), 29 touchdowns and 16 interceptions for a passer rating of 92.9.
- 2011 Postseason: Started all three postseason games. Completed 76 of 123 attempts for 923 yards, eight touchdowns and one interception for a passer rating of 103.1.
- 1/22: Set franchise playoff records for completions (32) and pass attempts (58) for 316 yards (second-highest of his postseason career), two touchdowns and no interceptions for a passer rating of 82.3 against the 49ers. He is the first quarterback in Giants postseason history with back-to-back 300-yard games (330 at Green Bay Jan. 15 and 316 at San Francisco Jan. 22).
- Manning now owns the franchise postseason records for passes (316), completions (190), completion percentage (60.13), yards (2,220) and touchdown passes (16). He is the first quarterback in Giants postseason history with back-to-back 300-yard games (330 at Green Bay Jan. 15 and 316 at San Francisco Jan. 22).

DAVID CARR (8)

- Re-signed by the Giants on July 31.
- Was the first overall pick from Fresno State by the Houston Texans in 2002.
- Has played in 92 games with 79 starts. Completed 1,351 passes of 2,264 attempts for 14,433 yards and 65 touchdowns.
- Postseason: Has never played in a postseason game.
- 1/22: Was active but did not play against the 49ers.

RUNNING BACKS

AHMAD BRADSHAW (44)

- Was a seventh-round draft choice (250th overall pick) from Marshall by the Giants in 2007.
- Has played in 70 games with 21 starts and had 697 rushes for 3,215 yards with 26 touchdowns and 109 catches for 842 yards and three touchdowns.
- Postseason: Has played in eight career postseason games with two starts. Has 94 rushing attempts for 408 rushing yards and one touchdown. Also has 18 receptions for 122 yards.
- 2011 Season: Started nine of the 12 games in which he's played. Led the team in rushing attempts (171), rushing yards (659) and rushing touchdowns (nine). He also had 34 receptions for 267 receiving yards and two touchdowns this season.
- 2011 Postseason: Has played in three postseason games with two starts. Leads the team in rushing attempts (46) and rushing yards (200). He also has 14 receptions for 95 yards.
- 1/22: Led the team in rushing attempts (20) and rushing yards (74), including a long of nine yards against the 49ers. He also had six receptions for 52 yards, including a 30-yard catch.

D. J. WARE (28)

- Signed by the Giants off of the Jets' practice squad in 2007. Originally signed by the Tennessee Titans.
- Has played in 45 games for the Giants with 81 carries for 324 yards and a touchdown. Has 37 catches for 252 yards.
- Postseason: Has played in three career postseason games with one start. Has three rushing attempts for four yards and one reception for 13 yards.
- 1/22: Played on offense and special teams but did not record a statistic against the 49ers.

HENRY HYNOSKI (45)

- Signed as an undrafted free agent by the Giants on July 28.
- Has played in 11 career games with four starts. Has 12 receptions for 96 yards.
- Postseason: Has played in three career postseason games with two starts. Has three receptions for 20 yards.
- 1/22: Started at fullback and had three receptions for 20 yards, including a 10-yard catch against the 49ers.

BRANDON JACOBS (27)

- Was a fourth-round draft choice (110th overall pick) from Southern Illinois by the Giants in 2005.
- Has played in 100 games with 48 starts, ran for 56 career touchdowns (most in Giants history), and recorded 4,849 yards in his 1,078 career rushing attempts. Is the fifth player in Giants history to rush for 4,000 yards in his career, joining Alex Webster (4,638), Joe Morris (5,296), Rodney Hampton (6,897), and Tiki Barber (10,449).
- Postseason: Has started in five of the 10 postseason games in which he's played. Has 111 rushing attempts for 424 rushing yards and four rushing touchdowns. He also has eight receptions for 45 yards and one touchdown.
- 2011 Season: Started six of the 14 games in which he's played. Had 152 rushing attempts for 571 yards and second on the team in rushing touchdowns (seven). He also had 15 receptions for 128 receiving yards and one touchdown this season.
- 2011 Postseason: Has played in all three postseason games. Has 28 rushing attempts for 127 rushing yards and has the team's only rushing touchdown. He also has four receptions for 16 yards.
- 1/22: Had five rushing attempts for 13 yards, including a five-yard carry against the 49ers. He also had two receptions for eight yards.

DA'REL SCOTT (33)

- Was a seventh-round draft choice (221th overall pick) from Maryland by the Giants in 2011.
- Has played in 11 career games. Has five carries for 16 yards and two receptions for 13 yards.
- 1/22: Was inactive against the 49ers.

RECEIVERS

HAKEEM NICKS (88)

- Was a first-round draft choice (29th overall pick) from North Carolina by the Giants in 2009.
- Has played in 42 games with 33 starts and caught 202 passes for 3,034 yards and 24 touchdowns with an average of 15.0 yards per catch.
- 2011 Season: Started all 15 games in which he's played. Was second on the team in receptions (76), receiving yards (1,192), and receiving touchdowns (seven) with an average of 15.7 this season.
- 2011 Postseason: Has started in all three postseason games. Leads the team in receptions (18), receiving yards (335) and receiving touchdowns (four).
- 1/22: Had five receptions for 55 yards, including a 15-yard catch against the 49ers. Left the game (shoulder) but did return.

VICTOR CRUZ (80)

- Signed by the Giants on Apr. 26, 2010 as a free agent.
- Has played in 19 career games with seven starts. Caught 82 passes for 1,536 yards and nine touchdowns. Rushed one time for three yards.
- 2011 Season: Started seven of the 16 games in which he's played. Led the team in receptions (82), receiving yards (1,536), and receiving touchdowns (nine) with an average of 18.7 this season.
- 2011 Postseason: Has started in all three postseason games. Has 17 receptions for 244 yards.
- 1/22: Led the team in receptions (10) and receiving yards (142), including a 36-yard catch against the 49ers. The 10 receptions tied Cruz with Ike Hilliard for the second-highest total by a Giant in a postseason game. The record of 11 was set by Plaxico Burress in the 2007 NFC Championship Game in Green Bay.

DEVIN THOMAS (15)

- Signed by the Giants on Nov. 24, 2010. Was a second-round draft choice (34th overall pick) from Michigan State by Washington in 2008. Claimed by Carolina off waivers on Oct. 11, 2010.
- Has played in 55 career games, 20 with the Giants. Has 43 catches for 476 yards and three touchdowns. Also has six carries for 51 yards and one touchdown. Returned 60 kickoffs for 1,445 yards, averaging 24.0 yards per return.
- Postseason: Has played in three postseason games. Has one special teams tackle and two fumble recoveries.
- 1/22: Had one special teams tackle and two fumble recoveries (one in overtime) against the 49ers.

MARIO MANNINGHAM (82)

- Was a third-round draft choice (95th overall pick) from Michigan by the Giants in 2008.
- Has played in 49 games, with 28 starts for the Giants. Has 160 career receptions for 2,315 yards and 18 touchdowns.
- Postseason: Has played in three postseason games with two starts. Has eight receptions for 116 yards and three touchdowns.
- 1/22: Scored a 17-yard touchdown on his only reception against the 49ers.

JERREL JERNIGAN (12)

- Was a third-round draft choice (89th overall pick) from Troy by the Giants in 2011.
- Has played in eight career games. Has eight kickoff returns for 186 yards.
- Postseason: Has played in three postseason games. Has two kickoff returns for 44 yards.
- 1/22: Played on offense and special teams and had one kickoff return for 17 yards against the 49ers.

RAMSES BARDEN (13)

- Was a third-round draft choice (85th overall pick) from CAL Poly by the Giants in 2009.
- Has played in 17 career games and caught 16 passes for 174 yards. 2010 Season: Played in six games and had five receptions for 64 yards. 2011 Season: Was removed off the PUP list on Nov. 5.
- 1/22: Was inactive against the 49ers.

DOMENIK HIXON (87)

- Claimed off waivers by the Giants on Oct. 3, 2007. Was a fourth-round draft choice (130th overall pick) from Akron by the Denver Broncos in 2006.
- Has played in 48 career games, 44 with the Giants. Caught 63 passes for 838 yards and four touchdowns. Rushed three times for 18 yards.
- Placed on injured reserve for the second straight season on Sept. 23 (Torn ACL).

MICHAEL CLAYTON (83)

- Was a first-round draft choice (15th overall pick) from LSU by the Tampa Bay Buccaneers in 2004.
- Signed by the Giants on Sept. 23.
- Played in 95 career games, 10 with the Giants. Has 223 career receptions for 2,955 yards and 10 touchdowns.
- Placed on injured reserve on Nov. 26 (meniscus).

TIGHT ENDS

JAKE BALLARD (85)

- Signed by the Giants as a rookie free agent on Apr. 25, 2010. Activated to the Giants active roster from the practice squad on Nov. 20. Waived on Nov. 21 and re-signed to the Giants practice squad. Signed to the Giants active roster on Dec. 16.
- Has appeared in 15 games with 13 starts for the Giants and caught 37 passes for 591 yards and four touchdowns.
- Postseason: Has played in three postseason games with two starts. Has three receptions for 33 yards.
- 1/22: Started at tight end but did not record a statistic against the 49ers.

TRAVIS BECKUM (47)

- Was a third-round draft choice (100th overall pick) from Wisconsin by the Giants in 2009.
- Has played in 41 regular season games with four starts and caught 25 passes for 262 yards and three touchdowns.
- Postseason: Has played in three postseason games. Has seven receptions for 45 yards.
- 1/22: Had four receptions for 16 yards, including a six-yard catch against the 49ers.

BEAR PASCOE (86)

- Signed to the Giants practice squad on Sept. 15, 2009. Originally a sixth-round draft choice (184th overall pick) from Fresno State by the San Francisco 49ers.
- Has appeared in 35 games with 23 starts for the Giants and caught 22 passes for 217 yards.
- Postseason: Has played in three postseason games and caught a touchdown on his only reception.
- 1/22: Scored a six-yard touchdown on his only reception against the 49ers. It was his first NFL touchdown and his first postseason reception.

OFFENSIVE LINE

DAVID DIEHL (66)

- Was a fifth-round draft choice (160th overall pick) from Illinois by the Giants in 2003.
- Has started 140 regular season games for the Giants.
- Postseason: Has played and started in 10 career postseason games.
- 1/22: Started at left tackle against the 49ers.

DAVID BAAS (64)

- Signed as a free agent by the Giants on July 30. Was a second-round draft choice (33rd pick overall pick) from Michigan by the San Francisco 49ers in 2005.
- Has played in 103 games with 65 starts during his career. Had started in every game for the past three seasons including 2011 before missing week 5 against the Seahawks.
- Postseason: Has started in three postseason games at center.
- 1/22: Started at center against the 49ers. Left the game (head) but did return.

JIM CORDLE (63)

- Signed by the Giants as a free agent on Jan. 3 2011. and signed from the practice squad on Oct 6.
- Has appeared in 11 career games.
- Postseason: Has never played in a postseason game.
- 1/22: Was inactive against the 49ers.

KEVIN BOOTHE (77)

- Was a sixth-round draft choice (176th overall pick) from Cornell by the Oakland Raiders in 2006. Claimed by the Giants off of waivers on Sept. 2, 2007.
- Has played in 73 games, including 57 for the Giants, with 30 starts.
- Postseason: Has played in eight career postseason games with three starts.
- 1/22: Started at left guard against the 49ers. Briefly replaced David Baas at center.

TONY UGOH (70)

- Signed by the Giants as an unrestricted free agent on Dec. 7. Was a second round draft choice (42nd overall pick) from Arkansas by the Indianapolis Colts in 2007.
- Has played in 39 games with 29 starts.
- Postseason: Has played in eight postseason games with two starts.
- 1/22: Played on offense as an extra linemen and special teams against the 49ers.

CHRIS SNEE (76)

- Was a second-round draft choice (34th pick overall pick) from Boston College by the Giants in 2004.
- Has started every game he's played (122 regular season games) at right guard.
- Postseason: Has played and started in 10 career postseason games.
- 1/22: Started at right guard against the 49ers.

KAREEM MCKENZIE (67)

- Signed by the Giants as an unrestricted free agent in 2005. Was a third-round draft choice (79th pick overall pick) from Penn State by the New York Jets in 2001.
- Played in 161 career games with 153 starts during his career.
- Postseason: Has played and started in 14 career postseason games.
- 1/22: Started at right tackle against the 49ers, 10th with the Giants.

MITCH PETRUS (62)

- Was a fifth-round draft choice (147th overall pick) from Arkansas by the Giants in 2010.
- 2010 Season: Played in 11 games including three at guard.
- Postseason: Has played in three postseason games.
- 1/22: Played on offense and also played on special teams against the 49ers.

JAMES BREWER (79)

- Was a fourth-round draft choice (117th overall pick) from Indiana by the Giants in 2011.
- Postseason: Has never played in a postseason game.
- 1/22: Was inactive against the 49ers.

WILL BEATTY (65)

- Was a second-round draft choice (60th pick overall pick) from Connecticut by the Giants in 2009.
- Has played in 34 games with 16 starts during his career.
- Placed on injured reserve on Nov. 30 (eye).

STACY ANDREWS (78)

- Signed by the Giants as an unrestricted free agent on Aug. 3. Was a fourth round draft choice (123rd overall pick) from Mississippi by the Cincinnati Bengals in 2004.
- Has played in 93 games with 49 starts.
- Placed on injured reserve on Dec. 7 (lungs).

DEFENSIVE LINE

JUSTIN TUCK (91)

- Was a third-round draft choice (74th overall pick) from Notre Dame by the Giants in 2005.
- Played in 96 regular season games with 61 starts and recorded 323 tackles (233 solo), 45.5 sacks, one interception, 19 passes defended, 18 forced fumbles and six fumble recoveries.
- Postseason: Has played in nine postseason games with four starts and has recorded 29 tackles (23 solo), 3.5 sacks, one forced fumble and one pass defended.
- 2011 Season: Started 11 of the 12 games in which he played and recorded 37 tackles (27 solo), five sacks, one forced fumble and three passes defended.
- 2011 Postseason: Has recorded nine tackles (seven solo), including 1.5 sacks.
- 1/22: Recorded four tackles (three solo), including 1.5 sacks and one tackle for a loss, against the 49ers. Also had two QB hits.

CHRIS CANTY (99)

- Signed by the Giants as a free agent in 2009. Was a fourth-round draft choice (132nd overall pick) from Virginia by the Dallas Cowboys in 2005.
- Played in 104 regular season games with 86 starts and recorded 248 tackles (170 solo), 16.0 sacks, 12 passes defended, two forced fumbles and one fumble recovery.
- Postseason: Has started five postseason games and recorded 14 tackles (10 solo), one sack and three passes defended.
- 2011 Season: Started all 16 games and recorded 47 tackles (31 solo), four sacks and one pass defended.
- 2011 Postseason: Has recorded four tackles (one solo) and two passes defended.
- 1/22: Recorded one solo tackle and one pass defended against the 49ers.

OSI UMENYIORA (72)

- Was a second-round draft choice (56th overall pick) from Troy by the Giants in 2003.
- Played in 113 regular season games with 85 starts and recorded 334 tackles (236 solo), 69.0 sacks, 12 passes defended, 30 forced fumbles and 13 fumble recoveries.
- Postseason: Has started six of the nine postseason games he's played and recorded 28 tackles (23 solo), 5.5 sacks, two forced fumbles, one fumble recovery and one pass defended.
- 2011 Season: Started seven of the nine games he played and recorded 25 tackles (16 solo), nine sacks, two forced fumbles and one pass defended.
- 2011 Postseason: Has recorded eight tackles (six solo), 3.5 sacks and one forced fumble.
- 1/22: Recorded four tackles (three solo), including half-sack and one tackle for a loss, against the 49ers. Also had one QB hit.

LINVAL JOSEPH (97)

- Was a second-round draft choice (46th overall pick) from East Carolina by the Giants in 2010.
- Played in 22 regular season games with 15 starts and recorded 57 tackles (40 solo), two sacks and four passes defended.
- 2011 Season: Started 15 of the 16 games and recorded 49 tackles (34 solo), two sacks and four passes defended.
- 2011 Postseason: Has recorded nine tackles (five solo) and one pass defended.
- 1/22: Recorded three tackles (two solo), including one tackle for a loss, and one pass defended against the 49ers.

JASON PIERRE-PAUL (90)

- Was a first-round draft choice (15th overall pick) from South Florida by the Giants in 2010.
- Played in 32 regular season games with 12 starts and recorded 107 tackles (83 solo), 21.0 sacks, 12 passes defended, four forced fumbles and two fumble recoveries.
- 2011 Season: Started 12 of the 16 games and recorded 86 tackles (66 solo), 16.5 sacks, two forced fumbles and six passes defended.
- 2011 Postseason: Has recorded 16 tackles (13 solo), a 0.5 sack and two passes defended.
- 1/22: Recorded six tackles (five solo), including a half-sack and one tackle for a loss, against the 49ers. Also had one QB hit and one pass defended.

DEFENSIVE LINE

DAVE TOLLEFSON (71)

- Re-signed by the Giants on Aug. 4. Originally signed by the Giants in 2007 after spending 2006 on the Green Bay Packers' practice squad and the early part of 2007 on the Oakland Raiders' practice squad. Was a seventh-round draft choice (253rd overall pick) from Northwest Missouri State by the Packers in 2006.
- Played in 63 regular season games with two starts (Sept. 11, vs. the Redskins, and Oct. 30, vs. the Dolphins) and recorded 50 tackles (33 solo), 10.0 sacks, five passes defended, three forced fumbles and one fumble recovery.
- Postseason: Has played in seven postseason games but has not recorded a statistic.
- 1/22: Played on defense and special teams but did not record a statistic against the 49ers.

JIMMY KENNEDY (73)

- Signed by the Giants as a agent on Aug. 23. Originally a first-round draft choice (12th overall pick) by the St. Louis Rams.
- Played in 92 regular season games with 31 starts and recorded 129 tackles (95 solo), 8.5 sacks, five passes defended, one forced fumble and two fumble recoveries.
- Postseason: Has played in five postseason games with one start and recorded nine solo tackles, two sacks, one tackle for a loss and one pass defended.
- 1/22: Was inactive against the 49ers.

ROCKY BERNARD (95)

- Re-signed on Aug. 4, originally signed by the Giants as an unrestricted free agent in 2009. Was a fifth-round draft choice (146th overall pick) from Texas A&M by the Seattle Seahawks in 2002.
- Played in 148 regular season games with 54 starts and recorded 352 tackles (253 solo), 32.0 sacks, 20 passes defended, five forced fumbles and eight fumble recoveries.
- Postseason: Has started eight of the 11 postseason games he has played and recorded 29 tackles (24 solo), five sacks and three passes defended.
- 1/22: Recorded one solo tackle and one QB hit against the 49ers.

JUSTIN TRATTOU (69)

- Re-signed to the Giants 53-man roster from their practice squad on Nov. 26.
- Played in six regular season games and recorded one tackle.
- Postseason: Has never played in a postseason game.
- 1/22: Was inactive against the 49ers.

MARVIN AUSTIN (96)

- Was a second-round draft choice (52nd overall pick) from North Carolina by the Giants in 2011.
- Placed on injured reserve on Aug. 30 after tearing his pectoral muscle against the Bears on Aug. 22.

LINEBACKERS

MATHIAS KIWANUKA (94)

- Was a first-round draft choice (32nd overall pick) from Boston College by the Giants in 2006.
- Played in 77 regular season games with 57 starts and recorded 294 tackles (220 solo), 27.0 sacks, three interceptions, 12 passes defended, eight forced fumbles and three fumble recoveries.
- Postseason: Has started three of the five postseason games he's played and has recorded 12 tackles (eight solo) and a 0.5 sack.
- 2011 Season: Started 15 of the 16 games and recorded 81 tackles (61 solo), 3.5 sacks, 24.5 tackles for a loss, one interception, one forced fumble, one fumble recovery and two passes defended.
- 2011 Postseason: Has recorded five tackles (three solo) and a 0.5 sack.
- 1/22: Recorded two tackles (one solo), including half-sack, and one QB hit against the 49ers.

CHASE BLACKBURN (93)

- Originally signed by the Giants as a rookie free agent in 2005. Re-signed by the Giants on Nov. 30.
- Played in 98 regular season games with 21 starts and recorded 134 tackles (83 solo), 1.5 sacks, three interceptions, four passes defended, one forced fumble and five fumble recoveries.
- Postseason: Has started three of the nine postseason games he has played and has recorded 29 tackles (19 solo), one sack, one fumble recovery and one pass defended.
- 1/22: Recorded a team-high seven tackles (five solo) against the 49ers.

GREG JONES (53)

- Was a sixth-round draft choice (185th overall pick) from Michigan State by the Giants in 2011.
- Played in 16 regular season games with five starts and recorded 25 tackles (22 solo).
- 2011 Postseason: Has recorded seven special teams tackles (six solo).
- 1/22: Recorded three solo tackles on special teams against the 49ers.

MICHAEL BOLEY (59)

- Signed by the Giants as an unrestricted free agent in 2010. Was a fifth-round draft choice (160th overall pick) from Southern Mississippi by the Atlanta Falcons in 2005.
- Played in 105 regular season games with 91 starts and recorded 570 tackles (447 solo), nine sacks, five interceptions, 40 passes defended, eight forced fumbles and seven fumble recoveries.
- Postseason: Has started four postseason games and recorded 18 tackles (13 solo), two sacks and one pass defended.
- 2011 Season: Started 13 of the 14 games he played and recorded 91 tackles (72 solo), one sack, 5.5 tackles for a loss, one forced fumble, three fumble recoveries and three passes defended.
- 2011 Postseason: Has recorded 17 tackles (13 solo), two sacks and one pass defended.
- 1/22: Recorded three tackles (two solo) against the 49ers.

JACQUIAN WILLIAMS (57)

- Was a sixth-round draft choice (202nd overall pick) from South Florida by the Giants in 2011.
- Played in 16 regular season games with two starts and recorded 61 tackles (49 solo), one sack, 1.5 tackles for a loss, four passes defended and three fumble recoveries.
- 2011 Postseason: Has recorded 10 solo tackles and two passes defended.
- 1/22: Recorded two solo tackles and one pass defended against the 49ers. Also recorded one solo tackle and a forced fumble, which led to the game-winning field goal, on special teams.

MARK HERZLICH (58)

- Acquired by the Giants as an undrafted free agent from Boston College on July 26.
- Played in 11 regular season games with two starts and recorded six tackles (four solo).
- 1/22: Was inactive against the 49ers (ankle). Has missed eight consecutive games.

LINEBACKERS

SPENCER PAYSINGER (55)

- Acquired by the Giants as an undrafted free agent from the University of Oregon on July 26.
- Has played in 15 regular season games and recorded five solo tackles and one fumble recovery.
- 2011 Postseason: Has recorded one solo tackle on special teams.
- 1/22: Recorded one solo tackle on special teams against the 49ers.

CLINT SINTIM (52)

- Was a second-round draft choice (45th overall pick) from Virginia by the Giants in 2009.
- Played in 24 games with one start and recorded 19 tackles (11 solo) and one sack.
- Placed on injured reserve on Sept. 2 after tearing his ACL and patellar tendon the night before against the Patriots.

JONATHAN GOFF (54)

- Was a fifth-round draft choice (165th overall pick) from Vanderbilt by the Giants in 2008.
- Played in 37 regular season games with 20 starts and recorded 94 tackles (32 solo), two sacks, one interception, four passes defensed, one forced fumble and one fumble recovery.
- Placed on injured reserve on Sept. 10 after tearing his ACL in practice.

DEFENSIVE BACKS

COREY WEBSTER (23)

- Was a second-round draft choice (43rd overall pick) from LSU by the Giants in 2005.
- Played in 101 regular season games with 75 starts and recorded 299 tackles (268 solo), two sacks, 16 interceptions, 84 passes defended, six forced fumbles and three fumble recoveries.
- Postseason: Has started nine postseason games and recorded 32 tackles (28 solo), two interceptions, one forced fumble, one fumble recovery and eight passes defended.
- 2011 Season: Started all 16 games and recorded 51 tackles (43 solo), one tackle for a loss, six interceptions and 16 passes defended.
- 2011 Postseason: Has recorded 10 solo tackles, one forced fumble and two passes defended.
- 1/22: Recorded two solo tackles and one forced fumble against the 49ers.

KENNY PHILLIPS (21)

- Was a first-round draft choice (31st overall pick) from Miami (Fla.) by the Giants in 2008.
- Played in 49 regular season games with 35 starts and recorded 234 tackles (178 solo), eight interceptions, 23 passes defended, one forced fumble and three fumble recoveries.
- Postseason: Has started four postseason games and recorded 13 tackles (12 solo), one forced fumble and one pass defended.
- 2011 Season: Started all 15 games he played and recorded 82 tackles (59 solo), six tackles for a loss, four interceptions, one forced fumble and 11 passes defended.
- 2011 Postseason: Has recorded 10 tackles (nine solo), one forced fumble and one pass defended.
- 1/22: Recorded four solo tackles against the 49ers.

PRINCE AMUKAMARA (20)

- Was a first-round draft choice (19th overall pick) from Nebraska by the Giants in 2011.
- Played in seven regular season games and recorded 14 tackles (12 solo), one interception, three passes defended and one fumble recovery.
- 2011 Postseason: Has recorded two tackles (one solo).
- 1/22: Played but did not record a statistic against the 49ers.

AARON ROSS (31)

- Was a first-round draft choice (20th overall pick) from Texas by the Giants in 2007.
- Played in 65 regular season games with 41 starts and recorded 199 tackles (159 solo), 2.5 sacks, 10 interceptions and 33 passes defended. Has 20 punt returns for 136 yards with an average of 6.8 yards and a long of 18 yards.
- Postseason: Has started seven of the eight postseason games he has played and recorded 22 tackles (19 solo) and four passes defended.
- 2011 Season: Started 15 of the 16 games and recorded 59 tackles (45 solo), one tackle for a loss, four interceptions and 12 passes defended. Also has 14 punt returns for 99 yards, an average of 7.1 yards and a long of 18.
- 2011 Postseason: Has recorded eight solo tackles and three passes defended.
- 1/22: Recorded two solo tackles and one pass defended against the 49ers. Also had three punt returns for 29 yards with a long of 14.

ANTREL ROLLE (26)

- Signed as a free agent by the Giants in 2010. Originally a first-round (eighth overall pick) from Miami (Fla.) by the Arizona Cardinals in 2005.
- Played in 100 regular season games with 91 starts and recorded 514 tackles (448 solo), two sacks, 15 interceptions, 44 passes defended, five forced fumbles and three fumble recoveries.
- Postseason: Has started eight postseason games and recorded 53 tackles (41 solo), one interception, two fumble recoveries and two passes defended.
- 2011 Season: Started all 16 games and recorded a team-high 96 tackles (82 solo), 2.5 tackles for a loss, two interceptions, one forced fumble and four passes defended.
- 2011 Postseason: Has recorded 21 tackles (18 solo), one fumble recovery and one pass defended.
- 1/22: Recorded four solo tackles, including one tackle for a loss, against the 49ers.

DEFENSIVE BACKS

DEON GRANT (34)

- Re-signed by the Giants on Aug. 16. Originally a second-round draft choice (57th overall pick) from Tennessee by the Carolina Panthers in 2000. Played for Carolina, Jacksonville and Seattle before being signed by the Giants in 2010.
- Played in 176 regular season games with 161 starts and recorded 750 tackles (603 solo), 6.5 sacks, 30 interceptions, 110 passes defended, four forced fumbles and ten fumble recoveries.
- Postseason: Has started nine of the 10 postseason games he has played and has recorded 44 tackles (36 solo), two interceptions, one fumble recovery and nine passes defended.
- 1/22: Started as an extra defensive back and recorded two solo tackles against the 49ers. Also recorded two solo tackles on special teams.

TYLER SASH (39)

- Was a sixth-round draft choice (198th overall pick) from Iowa by the Giants in 2011.
- Played in 16 regular season games and recorded three tackles (two solo) and one forced fumble.
- 2011 Postseason: Has recorded two solo tackles.
- 1/22: Recorded two tackles (one solo) on special teams against the 49ers before leaving the game with a head injury.

WILL BLACKMON (36)

- Re-signed as a free agent by the Giants on Nov. 23. Originally a fourth-round draft choice (155th overall pick) from Boston College by the Green Bay Packers in 2006. Played five games for the Giants in 2010 after signing with the team on Oct. 28.
- Played in 43 regular season games with two starts and recorded 24 tackles (21 solo), one pass defended, two forced fumbles and five fumble recoveries. Has 67 punt returns for 634 yards with an average of 9.5 yards, a long of 76 yards (tied) and three touchdowns. Has 81 kickoff returns for 1,674 yards with an average of 20.7 yards and a long of 45.
- 1/22: Recorded one solo tackle on special teams against the 49ers. Also had three punt returns for 26 yards with a long of 13.

DERRICK MARTIN (22)

- Signed by the Giants in 2011. Originally a sixth-round draft choice (208th overall pick) by the Baltimore Ravens in 2006. Was with the Ravens for three seasons before signing with the Bears in 2009.
- Played in 61 regular season games with four starts and recorded 35 tackles (30 solo), three interceptions, eight passes defended and one fumble recovery.
- 1/22: Recorded one solo tackle on special teams against the 49ers.

TERRELL THOMAS (24)

- Was a second-round draft choice (63rd overall pick) from USC by the Giants in 2008.
- Played in 44 games with 34 starts and recorded 216 tackles (177 solo), two sacks, 11 interceptions, 38 passes defended, six forced fumbles and two fumble recoveries.
- Placed on injured reserve on Aug. 23 after tearing his ACL the previous night against the Bears.

MICHAEL COE (37)

- Signed to the Giants active roster in 2010 from the practice squad. Was a fifth-round draft choice from Alabama State by the Indianapolis Colts in 2007.
- Has played in 27 games and recorded 11 tackles (nine solo), two passes defended and one fumble recovery.
- Placed on injured reserve on Nov. 23 after injuring his shoulder against the Eagles on Nov. 20.

JUSTIN TRYON (30)

- Signed by the Giants on Oct. 4. Originally a fourth-round draft choice (124th overall pick) by the Washington Redskins in 2008. Was with the Redskins for two seasons before signing with the Colts in 2010.
- Has played in 47 regular season games with eight starts and recorded 65 tackles (51 solo), one sack, one interception, 11 passes defended and one fumble recovery.
- Placed on injured reserve on Oct. 31 after breaking his arm the previous day against the Dolphins.

SPECIALISTS

LAWRENCE TYNES (9)

- Traded to the Giants for a seventh-round draft pick in 2007. Originally signed by the Kansas City Chiefs as a free agent in 2001.
- Played in 113 regular season games and has made 157 of 194 field goals attempted (80.9%) and converted 311 of 317 extra point attempts (98.1%). Has 588 kickoffs for 37,125 yards, an average of 63.1 yards, and 69 touchbacks.
- Postseason: Has played in nine postseason games and made 11 of 16 field goals attempted (68.8%) and 19 of 19 extra points. Also has 41 kickoffs with five touchbacks.
- 2011 Season: Made 19 of 24 field goal attempts with a long of 50-yards. Also had 79 kickoffs with 34 touchbacks.
- 2011 Postseason: Has made six of eight field goals attempted (75.0%) with a long of 35-yards and nine of nine PATs. Also has 16 kickoffs with four touchbacks.
- 1/22: Kicked two 31-yard field goals, including the game-winner with 7:54 elapsed in overtime, against the 49ers. Also had kicked two extra points.

ZAK DEOSSIE (51)

- Was a fourth-round draft choice (116th overall pick) from Brown by the Giants in 2007.
- Played in 80 regular season games with 38 tackles (32 solo) on special teams.
- Postseason: Has played in eight postseason games and recorded seven tackles on special teams (six solo).
- 1/22: Played on special teams but did not record a statistic against the 49ers.

STEVE WEATHERFORD (5)

- Signed as a free agent on July, 29. Originally signed by the New Orleans Saints as a rookie free agent in 2006. Played the last two seasons for the New York Jets. Seven years experience in the NFL.
- Played in 94 regular season games with 445 punts for 19,330 yards, an average of 43.4 yards, a long of 66, 43 touchbacks and 139 punts inside the 20.
- Postseason: Has played in 10 postseason games with 53 punts for 2,279 yards, an average of 43.0 yards, a long of 65, 10 touchbacks and 12 punts inside the 20.
- 2011 Season: Had 82 punts for 3,745 yards, with an average of 45.7 yards, a long of 62, six touchbacks and 25 punts inside the 20.
- 2011 Postseason: Has 18 punts for 836 yards, an average of 46.4 yards, with a long of 57, one touchback and three punts inside the 20.
- 1/22: Had a career-high 12 punts for 557 yards – both Giants postseason records – an average of 46.4 yards, with a long of 57 and two punts inside the 20 against the 49ers.

NFC CHAMPIONSHIP GAME: GIANTS 20, 49ERS 17

January 22, 2012

	1	2	3	4	OT	F
GIANTS	0	10	0	7	3	20
49ERS	7	0	7	3	0	17

SCORING SUMMARY

Team	Qtr	Time	Play Description (Extra Point)(Drive Information)	Visitor	Home
49ers	1	7:11	V. Davis 73 yd. pass from Alex Smith (D. Akers kick) (2-73, 0:13)	0	7
Giants	2	11:15	B. Pascoe 6 yd. pass from E. Manning (L. Tynes kick)	7	7
Giants	2	0:02	L. Tynes 31 yd. Field Goal (10-51, 1:34)	10	7
49ers	3	5:18	V. Davis 28 yd. pass from Alex Smith (D. Akers kick) (3-54, 1:30)	10	14
Giants	4	8:34	M. Manningham 17 yd. pass from E. Manning (L. Tynes kick) (6-29, 2:34)	17	14
49ers	4	5:39	D. Akers 25 yd. Field Goal (6-48, 2:55)	17	17
Giants	5	7:06	L. Tynes 31 yd. Field Goal (5-11, 2:26)	20	17

TOP INDIVIDUAL PERFORMANCES

	49ers	Giants
Rushing Yards	Gore - 74	Bradshaw - 74
Receiving Yards	Davis - 112	Cruz - 142
Passing Yards	Smith - 196	Manning - 316
Touchdowns	Davis - 2	Manningham - 1 Pascoe - 1
Field Goals (long)	Akers - 1 (25)	Tynes - 2 (31)
Tackles (solo)	Bowman - 13 (7)	Blackburn - 7 (5)
Sacks	McDonald - 2.5	Tuck - 1.5
Interceptions	-	-

TEAM STATS

	Giants	49ers
FIRST DOWNS	20	15
FIRST DOWN (RUSH)	3	6
FIRST DOWN (PASS)	17	5
FIRST DOWN (PENALTY)	0	4
TOTAL YDS	352	328
RUSHES-YDS	26-85	28-150
AVG. RUSH GAIN	3.3	5.4
PASS-COMP-ATT-INT	58-33-0	26-12-0
PASSINGS YDS	267	178
KICKOFFS	4	5
PUNTS-AVG.	12-46.4	10-45.5
RETURN YDS.	55	70
PENALTIES-YARDS	9-60	6-50
FUMBLES-LOST	1-0	4-2
TOUCHDOWNS	2	2
RUSHING TDS	0	0
PASSING TDS	2	2
EXTRAPOINTS-ATTEMPTS	2-2	2-2
FG MADE-ATT	2-2	1-1
RED ZONE EFF	50%	0%
TIME OF POSSESSION	39:36	28:18

DIVISIONAL PLAYOFF GAME: GIANTS 37, PACKERS 20

January 15, 2012

	1	2	3	4	OT	F
GIANTS	10	10	0	17	-	37
PACKERS	3	7	3	7	-	20

SCORING SUMMARY

Team	Qtr	Time	Play Description (Extra Point)(Drive Information)	Visitor	Home
Giants	1	8:33	L. Tynes 31 yd. Field Goal (13-67, 6:27)	3	0
Packers	1	5:33	M. Crosby 47 yd. Field Goal (8-50, 3:00)	3	3
Giants	1	3:47	H. Nicks 66 yd. pass from E. Manning (L. Tynes kick) (4-80, 1:46)	10	3
Packers	2	14:54	J. Kuhn 8 yd. pass from A. Rodger (M. Crosby kick) (9-60, 3:53)	10	10
Giants	2	1:51	L. Tynes 23 yd. Field Goal (5-29, 1:46)	13	10
Giants	2	0:00	H. Nicks 37 yd. pass from E. Manning (L. Tynes kick) (4-69, 0:41)	20	10
Packers	3	3:50	M. Crosby 35 yd. Field Goal (10-58, 4:58)	20	13
Giants	4	7:48	L. Tynes 35 yd. Field Goal (10-38, 5:06)	23	13
Giants	4	6:48	M. Manningham 4 yd. pass from E. Manning (L. Tynes kick) (1-4, 0:05)	30	13
Packers	4	4:46	D. Driver 16 yd. pass from A. Rodgers (M. Crosby kick) (8-76, 2:02)	30	20
Giants	4	2:36	B. Jacobs 14 yd. run (L.Tynes kick) (6-50, 2:10)	37	20

TOP INDIVIDUAL PERFORMANCES

	Packers	Giants
Rushing Yards	Rodgers - 66	Bradshaw - 63
Receiving Yards	Driver - 45	Nicks - 165
Passing Yards	Rodgers - 264	Manning - 330
Touchdowns	Driver - 1 Jones - 1	Nicks - 2
Field Goals (long)	Crosby - 2 (47)	Tynes - 3 (35)
Tackles (solo)	Peprah - 9 (8)	Boley - 9 (9)
Sacks	Jones - 1.0	Boley - 2.0 Umenyiora - 2.0
Interceptions	Burnett - 1	Grant - 1

TEAM STATS

	Giants	Packers
FIRST DOWNS	19	25
FIRST DOWN (RUSH)	3	8
FIRST DOWN (PASS)	15	15
FIRST DOWN (PENALTY)	1	2
TOTAL YDS	420	388
RUSHES-YDS	27-95	23-147
AVG. RUSH GAIN	3.5	6.4
PASS-COMP-ATT-INT	33-21-1	46-26-1
PASSINGS YDS	325	241
KICKOFFS	7	5
PUNTS-AVG.	2-48.0	2-39.5
RETURN YDS.	0	28
PENALTIES-YARDS	3-30	3-20
FUMBLES-LOST	0-0	3-3
TOUCHDOWNS	4	2
RUSHING TDS	1	0
PASSING TDS	3	2
EXTRAPOINTS-ATTEMPTS	4-4	2-2
FG MADE-ATT	3-4	2-2
RED ZONE EFF	40%	67%
TIME OF POSSESSION	29:35	30:25



WILD CARD GAME: GIANTS 24, FALCONS 2

January 8, 2012

	1	2	3	4	OT	F
FALCONS	0	2	0	0	-	2
GIANTS	0	7	10	7	-	24

SCORING SUMMARY

Team	Qtr	Time	Play Description (Extra Point)(Drive Information)	Visitor	Home
Falcons	2	13:44	Penalty on E. Manning enforced in end zone for a safety (Intentional Grounding)	2	0
Giants	2	2:47	H. Nicks 4 yd. pass from E. Manning (L. Tynes kick) (13-85, 7:32)	2	7
Giants	3	7:51	L. Tynes 22 yd. Field Goal (11-72, 4:47)	2	10
Giants	3	2:44	H. Nicks 72 yd. pass from E. Manning (L. Tynes kick) (3-79, 1:32)	2	17
Giants	4	9:55	M. Manningham 27 yd. pass from E. Manning (L. Tynes kick) (10-85, 5: 38)	2	24

TOP INDIVIDUAL PERFORMANCES

	Falcons	Giants
Rushing Yards	Turner - 41	Jacobs - 92
Receiving Yards	Jones - 64	Nicks - 115
Passing Yards	Ryan - 199	Manning - 277
Touchdowns	-	Nicks - 2
Field Goals (long)	-	Tynes - 1 (22)
Tackles (solo)	Lofton - 12 (9)	Rolle - 9 (6)
	Weatherspoon - 12 (6)	Blackburn - 9 (5)
Sacks	Abraham - 1.0	Bernard - 1.0
		Umenyiora - 1.0
Interceptions	-	-

TEAM STATS

	Falcons	Giants
FIRST DOWNS	14	19
FIRST DOWN (RUSH)	4	8
FIRST DOWN (PASS)	9	11
FIRST DOWN (PENALTY)	1	0
TOTAL YDS	247	442
RUSHES-YDS	21-64	31-172
AVG. RUSH GAIN	3.0	5.5
PASS-COMP-ATT-INT	41-24-0	32-23-0
PASSINGS YDS	199	277
KICKOFFS	1	6
PUNTS-AVG.	7-46.0	4-45.8
RETURN YDS.	0	28
PENALTIES-YARDS	3-15	7-73
FUMBLES-LOST	0-0	0-0
TOUCHDOWNS	0	3
RUSHING TDS	0	0
PASSING TDS	0	3
EXTRAPOINTS-ATTEMPTS	0-0	3-3
FG MADE-ATT	0-0	1-2
RED ZONE EFF	0%	33%
TIME OF POSSESSION	25:26	34:34

WEEK 17: GIANTS 31, COWBOYS 14

January 1, 2012

	1	2	3	4	OT	F
COWBOYS	0	0	7	7	-	14
GIANTS	7	14	0	10	-	31

SCORING SUMMARY

Team	Qtr	Time	Play Description (Extra Point)(Drive Information)	Visitor	Home
Giants	1	4:57	V. Cruz 74 yd. pass from E. Manning (L. Tynes kick) (6-96, 2:49)	0	7
Giants	2	13:57	A. Bradshaw 5 yd. run (L. Tynes kick) (10-68, 4:27)	0	14
Giants	2	1:09	A. Bradshaw 10 yd. pass from E. Manning (L. Tynes kick) (8-80, 3:24)	0	21
Cowboys	3	6:54	L. Robinson 34 yd. pass from T. Romo (D. Bailey kick) (9-94, 4:28)	7	21
Cowboys	4	10:15	L. Robinson 6 yd. pass from T. Romo (D. Bailey kick) (3-26, 1:25)	14	21
Giants	4	5:45	L. Tynes 28 yd. Field Goal (9-65, 4:30)	14	24
Giants	4	3:41	H. Nicks 4 yd. pass from E. Manning (L. Tynes kick) (4-45, 1:14)	14	31

TOP INDIVIDUAL PERFORMANCES

	Cowboys	Giants
Rushing Yards	Jones - 30	Bradshaw - 57
Receiving Yards	Witten - 69	Cruz - 178
Passing Yards	Romo - 289	Manning - 346
Touchdowns	Robinson - 2	Bradshaw - 2
Field Goals (long)	-	Tynes - 1 (28)
Tackles (solo)	Lee - 11 (8)	Boley - 7 (9)
Sacks	Ware - 1.5	Pierre-Paul - 2.0
Interceptions	-	Rolle - 1

TEAM STATS

	Cowboys	Giants
FIRST DOWNS	19	20
FIRST DOWN (RUSH)	3	3
FIRST DOWN (PASS)	6	16
FIRST DOWN (PENALTY)	0	1
TOTAL YDS	300	437
RUSHES-YDS	16-49	31-106
AVG. RUSH GAIN	3.1	3.4
PASS-COMP-ATT-INT	37-29-1	33-24-0
PASSINGS YDS	251	331
KICKOFFS	3	6
PUNTS-AVG.	6-42.3	4-40.3
RETURN YDS.	17	0
PENALTIES-YARDS	7-43	3-28
FUMBLES-LOST	2-1	2-0
TOUCHDOWNS	2	4
RUSHING TDS	0	1
PASSING TDS	2	3
EXTRAPOINTS-ATTEMPTS	2-2	4-4
FG MADE-ATT	0-1	1-2
RED ZONE EFF	100%	60%
TIME OF POSESSION	25:27	34:33

WEEK 16: GIANTS 29, JETS 14

December 24, 2011

	1	2	3	4	OT	F
GIANTS	0	10	7	12	-	29
JETS	7	0	0	7	-	14

SCORING SUMMARY

Team	Qtr	Time	Play Description (Extra Point)(Drive Information)	Visitor	Home
Jets	1	7:56	J. Baker 5 yd. pass from M. Sanchez (N. Folk kick) (10-53, 4:42)	0	7
Giants	2	11:51	L. Tynes 21 yd. Field Goal (9-53, 3:20)	3	7
Giants	2	2:12	V. Cruz 99 yd. pass from E. Manning (L. Tynes kick) (3-99, 0:25)	10	7
Giants	3	0:13	A. Bradshaw 14 yd. run (L. Tynes kick) (4-81, 1:46)	17	7
Giants	4	13:18	L. Tynes 36 yd. Field Goal (4-4, 1:28)	20	7
Jets	4	7:17	M. Sanchez 1 yd. run (N. Folk kick) (4-11, 1:26)	20	14
Giants	4	2:13	M. Sanchez sacked in end zone by C. Canty for a safety	22	14
Giants	4	2:04	A. Bradshaw 19 yd. run (L. Tynes kick) (1-19, 0:09)	29	14

TOP INDIVIDUAL PERFORMANCES

	Jets	Giants
Rushing Yards	Greene - 58	Bradshaw - 54
Receiving Yards	Keller - 77	Cruz - 164
Passing Yards	Sanchez - 258	Manning - 225
Touchdowns	Sanchez - 1 Baker - 1	Bradshaw - 2
Field Goals (long)	-	Tynes - 2 (36)
Tackles (solo)	Wilkerson - 5 (5) Scott - 5 (5)	Webster - 7 (7) Rolle - 7 (7)
Sacks	Wilkerson - 1.0 Harris - 1.0	Pierre-Paul - 2.0
Interceptions	Harris - 1	Phillips - 1 Webster - 1

TEAM STATS

	Giants	Jets
FIRST DOWNS	11	22
FIRST DOWN (RUSH)	4	7
FIRST DOWN (PASS)	5	12
FIRST DOWN (PENALTY)	2	3
TOTAL YDS	332	331
RUSHES-YDS	26-115	15-105
AVG. RUSH GAIN	4.4	4.2
PASS-COMP-ATT-INT	27-9-1	59-30-2
PASSINGS YDS	217	226
KICKOFFS	6	4
PUNTS-AVG.	9-43.4	9-42.1
RETURN YDS.	54	94
PENALTIES-YARDS	5-45	10-95
FUMBLES-LOST	0-0	1-1
TOUCHDOWNS	3	2
RUSHING TDS	2	1
PASSING TDS	1	1
EXTRAPOINTS-ATTEMPTS	3-3	2-2
FG MADE-ATT	2-2	0-1
RED ZONE EFF	50%	50%
TIME OF POSSESSION	23:54	36:06

WEEK 15: REDSKINS 23, GIANTS 10

December 18, 2011

	1	2	3	4	OT	F
REDSKINS	3	14	3	3	-	23
GIANTS	0	3	0	7	-	10

SCORING SUMMARY

Team	Qtr	Time	Play Description (Extra Point)(Drive Information)	Visitor	Home
Redskins	1	9:14	G. Gano 36 yd. Field Goal (10-52, 5:01)	3	0
Redskins	2	13:42	S. Moss 20 yd. from R. Grossman (G. Gano kick) (13-82, 6:52)	10	0
Redskins	2	7:56	D. Young 6 yd. run (G. Gano kick) (9-41, 4:42)	17	0
Giants	2	0:02	L. Tynes 40 yd. Field Goal (6-46, 0:58)	17	3
Redskins	3	11:49	G. Gano 43 yd. Field Goal (4-9, 2:09)	20	3
Redskins	4	14:57	G. Gano 25 yd. Field Goal (10-59, 5:31)	23	3
Giants	4	0:33	A. Bradshaw 3 yd. run (L. Tynes kick) (13-76, 3:30)	23	10

TOP INDIVIDUAL PERFORMANCES

	Redskins	Giants
Rushing Yards	Helu - 53	Bradshaw - 58
Receiving Yards	Garrney - 85	Nicks - 73
Passing Yards	Grossman - 185	Manning -257
Touchdowns	Moss - 1 Young - 1	Bradshaw - 1
Field Goals (long)	Gano - 3 (43)	Tynes - 1 (40)
Tackles (solo)	Fletcher - 12 (10)	Pierre-Paul - 16 (11)
Sacks	Bowen - 1.0 Kerrigan - 1.0 Orakpo - 1.0	Pierre-Paul - 1.0
Interceptions	Hall - 1 Atogwe - 1 Wilson - 1	Phillips - 1 Webster - 1

TEAM STATS

	Redskins	Giants
FIRST DOWNS	19	22
FIRST DOWN (RUSH)	8	6
FIRST DOWN (PASS)	9	15
FIRST DOWN (PENALTY)	2	1
TOTAL YDS	300	324
RUSHES-YDS	40-123	18-91
AVG. RUSH GAIN	3.1	5.1
PASS-COMP-ATT-INT	24-15-2	40-23-3
PASSINGS YDS	177	233
KICKOFFS	6	3
PUNTS-AVG.	2-33.0	4-49.0
RETURN YDS.	50	0
PENALTIES-YARDS	2-48	8-75
FUMBLES-LOST	1-0	1-0
TOUCHDOWNS	2	1
RUSHING TDS	1	1
PASSING TDS	1	0
EXTRA POINTS-ATTEMPTS	2-2	1-1
FG MADE-ATT	3-3	1-2
RED ZONE EFF	33%	25%
TIME OF POSSESSION	35:00	25:00

WEEK 14: GIANTS 37, COWBOYS 34

December 11, 2011

	1	2	3	4	OT	F
GIANTS	5	10	7	15	-	37
COWBOYS	7	10	3	14	-	34

SCORING SUMMARY

Team	Qtr	Time	Play Description (Extra Point)(Drive Information)	Visitor	Home
Giants	1	9:42	T. Romo sacked in end zone by J. Pierre-Paul for Safety	2	0
Giants	1	7:07	L. Tynes 23 yd. Field Goal (7-66, 2: 35)	5	0
Cowboys	1	2:49	J. Phillips 12 yd. pass from T. Romo (D. Bailey kick) (8-80, 4:18)	5	7
Giants	2	12:45	B. Jacobs 1 yd. run (L. Tynes kick) (10-80, 5:04)	12	7
Cowboys	2	6:26	L. Robinson 9 yd. pass from T. Romo (D. Bailey kick) (11-80, 6:19)	12	14
Giants	2	1:03	L. Tynes 26 yd. Field Goal (4-6, 0:22)	15	14
Cowboys	2	0:15	D. Bailey 49 yd. Field Goal (6-49, 0:48)	15	17
Cowboys	3	7:42	D. Bailey 49 yd. Field Goal (11-41, 5:11)	15	20
Giants	3	4:30	M. Manningham 47 yd. pass from E. Manning (L. Tynes kick) (9-85, 3:12)	22	20
Cowboys	4	12:43	M. Austin 6 yd. pass from T. Romo (D. Bailey kick) (4-80, 1:31)	22	27
Cowboys	4	5:41	D. Bryant 50 yd. pass from T. Romo (D. Bailey kick) (2-49, 0:54)	22	34
Giants	4	3:14	J. Ballard 8 yd. pass from E. Manning (L. Tynes kick) (8-80, 2:27)	29	34
Giants	4	0:46	B. Jacobs 1 yd. run (D. Ware run) (6-58, 1:26)	37	34

TOP INDIVIDUAL PERFORMANCES

	Cowboys	Giants
Rushing Yards	Jones - 106	Jacobs - 101
Receiving Yards	Robinson - 137	Nicks - 163
Passing Yards	Romo - 321	Manning - 400
Touchdowns	Robinson - 1	Jacobs - 2
	Austin - 1	
	Bryant - 1	
	Phillips - 1	
Field Goals (long)	Bailey - 2 (49)	Tynes - 2 (26)
Tackles (solo)	Lee - 9 (5)	Pierre-Paul - 8 (6)
	James - 9 (4)	
Sacks	-	Pierre-Paul - 2.0
Interceptions	Lee - 1	-

TEAM STATS

	Giants	Cowboys
FIRST DOWNS	28	23
FIRST DOWN (RUSH)	8	8
FIRST DOWN (PASS)	17	12
FIRST DOWN (PENALTY)	3	3
TOTAL YDS	510	444
RUSHES-YDS	31-110	24-139
AVG. RUSH GAIN	3.5	5.8
PASS-COMP-ATT-INT	47-27-1	31-21-0
PASSINGS YDS	400	321
KICKOFFS	7	8
PUNTS-AVG.	4-44.5	3-43.7
RETURN YDS.	21	40
PENALTIES-YARDS	6-55	10-51
FUMBLES-LOST	0-0	1-1
TOUCHDOWNS	4	4
RUSHING TDS	2	0
PASSING TDS	2	4
EXTRAPOINTS-ATTEMPTS	4-4	4-4
FG MADE-ATT	2-2	2-3
RED ZONE EFF	60%	100%
TIME OF POSSESSION	34:19	25:41

WEEK 13: PACKERS 38, GIANTS 35

December 4, 2011

	1	2	3	4	OT	F
PACKERS	7	14	7	10	-	38
GIANTS	10	7	7	11	-	35

SCORING SUMMARY

Team	Qtr	Time	Play Description (Extra Point)(Drive Information)	Visitor	Home
Giants	1	13:24	T. Beckum 67 yd. pass from E. Manning (L. Tynes kick) (3-79, 1:36)	0	7
Packers	1	5:06	J. Finley 12 yd. pass from A. Rodgers (M. Crosby kick) (6-64, 2:56)	7	7
Giants	1	2:00	L. Tynes 38 yd. Field Goal (6-51, 3:06)	7	10
Packers	2	14:50	C. Matthews 38 yd. interception return (M. Crosby kick)	14	10
Giants	2	6:44	B. Jacobs 1 yd. (L. Tynes kick) (2-12, 0:36)	14	10
Packers	2	1:10	D. Driver 13 yd. pass from A. Rodgers (M. Crosby kick) (11-80, 5:34)	21	17
Packers	3	9:50	G. Jennings 20 yd. pass from A. Rodgers (M. Crosby kick) (10-80, 5:10)	28	17
Giants	3	6:30	H. Nicks 4 yd. pass from E. Manning (L. Tynes kick) (5-71, 3:20)	28	24
Giants	4	10:53	L. Tynes Field Goal (14-68, 6:29)	28	27
Packers	4	3:34	D. Driver 7 yd. pass from A. Rodgers (M. Crosby kick) (8-57, 3:34)	35	27
Giants	4	0:58	H. Nicks 2 yd. pass from E. Manning (D. Ware run) (9-69, 2:36)	35	35
Packers	4	0:00	M. Crosby 31 yd. Field Goal (5-68, 0:58)	38	35

TOP INDIVIDUAL PERFORMANCES

	Packers	Giants
Rushing Yards	Rogers- 32	Jacobs - 59
Receiving Yards	Jennings - 94	Cruz - 119
Passing Yards	Rodgers- 369	Manning - 347
Touchdowns	Driver - 2	Nicks - 2
Field Goals (long)	Crosby - 1(31)	Tynes - 2 (50)
Tackles (solo)	Peprah - 9 (6)	Joseph - 9 (9)
Sacks	Matthews - 1.0	Tuck - 1.0
		Tollefson - 1.0
Interceptions	Matthews - 1	Blackburn - 1

TEAM STATS

	Packers	Giants
FIRST DOWNS	29	24
FIRST DOWN (RUSH)	5	7
FIRST DOWN (PASS)	21	15
FIRST DOWN (PENALTY)	3	2
TOTAL YDS	449	477
RUSHES-YDS	28-89	20-100
AVG. RUSH GAIN	3.2	5.0
PASS-COMP-ATT-INT	47-28-1	40-23-1
PASSINGS YDS	360	347
KICKOFFS	6	7
PUNTS-AVG.	5-44.2	4-44.3
RETURN YDS.	44	9
PENALTIES-YARDS	4-30	6-55
FUMBLES-LOST	0-0	1-1
TOUCHDOWNS	5	4
RUSHING TDS	0	1
PASSING TDS	5	3
EXTRAPPOINTS-ATTEMPTS	5-5	4-4
FG MADE-ATT	1-2	2-2
RED ZONE EFF	80%	75%
TIME OF POSSESSION	33:03	26:57



WEEK 12: SAINTS 49, GIANTS 24

November 28, 2011

	1	2	3	4	OT	F
GIANTS	0	3	7	14	-	24
SAINTS	0	21	14	14	-	49

SCORING SUMMARY

Team	Qtr	Time	Play Description (Extra Point)(Drive Information)	Visitor	Home
Saints	2	14:52	L. Moore 4 yd. pass from D. Brees (J.Kasay kick) (10-80, 4:35)	0	7
Giants	2	9:30	L. Tynes 42 yd. Field Goal (9-46, 5:22)	3	7
Saints	2	2:21	J. Graham 5 yd. pass from D. Brees (J. Kasay kick) (7-80, 3:00)	3	14
Saints	2	0:35	L. Moore 10 yd. pass from D. Brees (J. Kasay kick) (6-88, 0:34)	3	21
Giants	3	10:43	B. Jacobs 8 yd. (L. Tynes kick) (6-67, 4:17)	10	21
Saints	3	5:48	D. Brees 8 yd. run (J. Kasay kick) (9-73, 4:55)	10	28
Saints	3	4:13	J. Graham 29 yd. pass from D. Brees (J. Kasay kick) (2-29, 0:13)	10	35
Giants	4	14:50	V. Cruz 72 yd. pass from E. Manning (L. Tynes kick) (3-84, 1:21)	17	35
Saints	4	10:41	P. Thomas 12 yd. run (J. Kasay kick) (9-80, 4:09)	17	42
Giants	4	5:12	V. Cruz 4 yd. pass from E. Manning (L. Tynes kick) (12-80, 5: 29)	24	42
Saints	4	1:02	M. Ingram 35 yd. run (J. Kasay kick) (3-40, 1:01)	24	49

TOP INDIVIDUAL PERFORMANCES

	Saints	Giants
Rushing Yards	Ingram - 80	Jacobs - 46
Receiving Yards	Graham - 84	Cruz - 157
Passing Yards	Brees - 363	Manning - 406
Touchdowns	Graham - 2	Cruz - 2
Field Goals (long)	None	Tynes - 1 (42)
Tackles (solo)	Porter - 10 (8) Dunbar - 10 (5)	Pierre-Paul - 6 (5) Rolle - 6 (5) Phillips - 6 (5)
Sacks	Smith - 1.0	-
Interceptions	Herring - 1	-

TEAM STATS

	Giants	Saints
FIRST DOWNS	29	31
FIRST DOWN (RUSH)	5	13
FIRST DOWN (PASS)	19	17
FIRST DOWN (PENALTY)	5	1
TOTAL YDS	465	577
RUSHES-YDS	22-73	30-205
AVG. RUSH GAIN	3.3	6.8
PASS-COMP-ATT-INT	47-33-1	39-25-0
PASSINGS YDS	392	372
KICKOFFS	5	8
PUNTS-AVG.	2-38.0	2-42.0
RETURN YDS.	-1	0
PENALTIES-YARDS	4-32	11-104
FUMBLES-LOST	4-1	0-0
TOUCHDOWNS	3	7
RUSHING TDS	1	3
PASSING TDS	2	4
EXTRAPPOINTS-ATTEMPTS	3-3	7-7
FG MADE-ATT	1-2	0-0
RED ZONE EFF	67%	83%
TIME OF POSSESSION	31:28	28:32



WEEK 11: EAGLES 17, GIANTS 10

November 20, 2011

	1	2	3	4	OT	F
EAGLES	0	10	0	7	-	17
GIANTS	0	3	0	7	-	10

SCORING SUMMARY

Team	Qtr	Time	Play Description (Extra Point)(Drive Information)	Visitor	Home
Eagles	2	11:31	A. Henery 33 yd. Field Goal (9-56, 3:29)	3	0
Eagles	2	1:22	S. Smith 14 yd. pass from V. Young (A. Henery kick) (1-14, 0:08)	10	0
Giants	2	0:0	L. Tynes 48 yd. Field Goal (8-50, 1:22)	10	3
Giants	4	11:36	V. Cruz 24 yd. pass from E. Manning (L. Tynes kick) (5-73, 1:41)	10	10
Eagles	4	2:45	R. Cooper 8 yd. pass from V. Young (A. Henery kick) (18-80, 8:51)	17	10

TOP INDIVIDUAL PERFORMANCES

	Eagles	Giants
Rushing Yards	McCoy- 113	Jacobs - 21
Receiving Yards	Jackson - 88	Cruz - 128
Passing Yards	Young- 258	Manning -264
Touchdowns	Cooper - 1 Smith - 1	Cruz - 1
Field Goals (long)	Henery - 1 (33)	Tynes - 1 (48)
Tackles (solo)	Chaney - 6 (4)	Kiwanuka - 7 (6)
Sacks	Patterson - 0.5 Tapp - 0.5 Jenkins - 0.5 Parker - 0.5	Umenyiora - 1.0 Pierre-Paul - 1.0
Interceptions	Chaney - 1	Phillips - 1 Amukamara - 1 Ross - 1

TEAM STATS

	Eagles	Giants
FIRST DOWNS	17	12
FIRST DOWN (RUSH)	5	1
FIRST DOWN (PASS)	12	9
FIRST DOWN (PENALTY)	0	2
TOTAL YDS	391	278
RUSHES-YDS	33-136	17-29
AVG. RUSH GAIN	4.1	1.7
PASS-COMP-ATT-INT	36-23-3	35-18-1
PASSINGS YDS	255	249
KICKOFFS	4	2
PUNTS-AVG.	6-43.5	9-51.4
RETURN YDS.	77	6
PENALTIES-YARDS	5-30	5-39
FUMBLES-LOST	0-0	1-1
TOUCHDOWNS	2	1
RUSHING TDS	0	0
PASSING TDS	2	1
EXTRAPOINTS-ATTEMPTS	2-2	1-1
FG MADE-ATT	1-1	1-1
RED ZONE EFF	50%	0%
TIME OF POSSESSION	36:18	23:42

WEEK 10: 49ers 27, GIANTS 20

November 13, 2011

	1	2	3	4	OT	F
GIANTS	3	3	7	7	-	20
49ers	3	6	3	15	-	27

SCORING SUMMARY

Team	Qtr	Time	Play Description (Extra Point)(Drive Information)	Visitor	Home
Giants	1	6:27	L. Tynes 23 yd. Field Goal (14-75, 8:33)	3	0
49ers	1	0:25	D. Akers 36 yd. Field Goal (12-62, 6:02)	3	3
Giants	2	9:05	L. Tynes 25 yd. Field Goal (13-73, 6:20)	6	3
49ers	2	5:00	D. Akers 52 yd. Field Goal (6-46, 4:05)	6	6
49ers	2	1:49	D. Akers 39 yd. Field Goal (7-32, 3:11)	6	9
49ers	3	11:14	D. Akers 28 yd. Field Goal (10-70, 3:46)	6	12
Giants	3	2:25	M. Manningham 13 yd. pass from E. Manning (L. Tynes kick) (10-84, 5:38)	13	12
49ers	4	13:22	V. Davis 31 yd. pass from Alex Smith (Alex Smith-M. Crabtree pass) (4-50, 1:59)	13	20
49ers	4	12:21	K. Hunter 17 yd. (D. Akers kick) (1-17, 0:05)	13	27
Giants	4	8:37	H. Nicks 32 yd. pass from E. Manning (L. Tynes kick) (7-80, 3:44)	20	27

TOP INDIVIDUAL PERFORMANCES

	49ers	Giants
Rushing Yards	Hunter - 40	Jacobs - 55
Receiving Yards	Walker - 69	Cruz - 84
Passing Yards	Smith - 242	Manning - 311
Touchdowns	Hunter - 1 Davis - 1	Nicks - 1 Manningham - 1
Field Goals (long)	Akers - 3 (52)	Tynes - 2 (25)
Tackles (solo)	Bowman - 14 (10)	Phillips - 5 (4) Rolle - 5 (4)
Sacks	Wilis - 1.0	Umenyiora - 1.0 Joseph - 1.0
Interceptions	Rogers - 2	Webster - 1

TEAM STATS

	GIANTS	49ers
FIRST DOWNS	21	16
FIRST DOWN (RUSH)	4	4
FIRST DOWN (PASS)	16	11
FIRST DOWN (PENALTY)	1	1
TOTAL YDS	395	305
RUSHES-YDS	29-93	20-77
AVG. RUSH GAIN	3.2	3.9
PASS-COMP-ATT-INT	40-26-2	30-19-1
PASSINGS YDS	302	228
KICKOFFS	5	7
PUNTS-AVG.	2-38.5	3-54.7
RETURN YDS.	18	17
PENALTIES-YARDS	6-45	5-35
FUMBLES-LOST	0-0	1-1
TOUCHDOWNS	2	2
RUSHING TDS	0	1
PASSING TDS	2	1
EXTRAPPOINTS-ATTEMPTS	2-2	2-2
FG MADE-ATT	2-2	4-4
RED ZONE EFF	25%	33%
TIME OF POSSESSION	34:37	25:23



WEEK 9: GIANTS 24, PATRIOTS 20

November 6, 2011

	1	2	3	4	OT	F
GIANTS	0	0	10	14	-	24
PATRIOTS	0	0	3	17	-	20

SCORING SUMMARY

Team	Qtr	Time	Play Description (Extra Point)(Drive Information)	Visitor	Home
Giants	3	10:09	L. Tynes 22 yd. Field Goal (7-57, 3:29)	3	0
Giants	3	9:10	B. Jacobs 10 yd. run (L. Tynes kick) (1-10, 0:05)	10	0
Patriots	3	5:29	S. Gostkowski 32 yd. Field Goal (7-19, 2:50)	10	3
Patriots	4	14:28	A. Hernandez 5 yd. pass from T. Brady (S. Gostkowski kick) (7-80, 2:41)	10	10
Patriots	4	7:08	S. Gostkowski 45 yd. Field Goal (9-53, 3:55)	10	13
Giants	4	3:03	M. Manningham 10 yd. pass from E. Manning (L. Tynes kick) (8-85, 4:05)	17	13
Patriots	4	1:36	R. Gronkowski 14 yd. pass from T. Brady (S. Gostkowski kick) (9-64, 1:27)	17	20
Giants	4	0:15	J. Ballard 1 yd. pass from E. Manning (L. Tynes kick) (8-80, 1:21)	24	20

TOP INDIVIDUAL PERFORMANCES

	Patriots	Giants
Rushing Yards	Green-Ellis - 52	Jacobs - 72
Receiving Yards	Welker - 136	Cruz - 91
Passing Yards	Brady - 342	Manning - 250
Touchdowns	Gronkowski - 1 Hernandez - 1	Ballard - 1 Manningham - 1 Jacobs - 1
Field Goals (long)	Gostkowski - 2 (45)	Tynes - 1 (22)
Tackles (solo)	Ninkovich - 7 (4)	Kiwanuka - 12 (6)
Sacks	-	Pierre-Paul - 1.0 Boley - 1.0
Interceptions	-	Grant - 1 Kiwanuka - 1

TEAM STATS

	GIANTS	PATRIOTS
FIRST DOWNS	23	23
FIRST DOWN (RUSH)	5	6
FIRST DOWN (PASS)	15	17
FIRST DOWN (PENALTY)	3	0
TOTAL YDS	361	438
RUSHES-YDS	29-111	24-106
AVG. RUSH GAIN	3.8	4.4
PASS-COMP-ATT-INT	39-20-1	49-28-2
PASSINGS YDS	250	332
KICKOFFS	5	5
PUNTS-AVG.	8-43.1	5-45.0
RETURN YDS.	9	17
PENALTIES-YARDS	6-50	7-81
FUMBLES-LOST	2-1	2-2
TOUCHDOWNS	3	2
RUSHING TDS	1	0
PASSING TDS	2	2
EXTRA POINTS-ATTEMPTS	3-3	2-2
FG MADE-ATT	1-1	2-3
RED ZONE EFF	60%	50%
TIME OF POSSESSION	30:17	29:43



WEEK 8: GIANTS 20, DOLPHINS 17

October 30, 2011

	1	2	3	4	OT	F
DOLPHINS	7	7	3	0	-	17
GIANTS	3	7	0	10	-	20

SCORING SUMMARY

Team	Qtr	Time	Play Description (Extra Point)(Drive Information)	Visitor	Home
Dolphins	1	4:10	S. Slaton 1 yd. run (D. Carpenter kick) (10-66, 5:56)	7	0
Giants	1	0:17	L. Tynes 25 yd. Field Goal (7-56, 3:53)	7	3
Dolphins	2	9:37	M. Moore 1 yd. run (D. Carpenter kick) (12-90, 5:40)	14	3
Giants	2	0:08	M. Manningham 7 yd. pass from E. Manning (L. Tynes kick) (13-84, 4:01)	14	10
Dolphins	3	12:17	D. Carpenter 40 yd. Field Goal (7-58, 2:43)	17	10
Giants	4	10:37	L. Tynes 29 yd. Field Goal (12-78, 7:08)	17	13
Giants	4	5:58	V. Cruz 25 yd. pass from Eli Manning (L. Tynes kick) (6-53, 2:30)	17	20

TOP INDIVIDUAL PERFORMANCES

	Dolphins	Giants
Rushing Yards	Bush - 103	Bradshaw - 50
Receiving Yards	Marshall - 55	Cruz - 99
Passing Yards	Moore - 138	Manning - 349
Touchdowns	Slaton - 1 Moore - 1	Manningham - 1 Cruz - 1
Field Goals (long)	Carpenter - 1 (40)	Tynes - 2 (29)
Tackles (solo)	Burnett - 10 (7)	Kiwanuka - 7 (5)
Sacks	McDaniel - 0.5 Starks - 0.5	Kiwanuka - 1.5
Interceptions	-	Webster - 1

TEAM STATS

	DOLPHINS	GIANTS
FIRST DOWNS	18	21
FIRST DOWN (RUSH)	8	2
FIRST DOWN (PASS)	7	19
FIRST DOWN (PENALTY)	3	0
TOTAL YDS	246	402
RUSHES-YDS	26-145	23-58
AVG. RUSH GAIN	5.6	2.5
PASS-COMP-ATT-INT	22-13-1	45-31-0
PASSINGS YDS	101	344
KICKOFFS	4	5
PUNTS-AVG.	5-49.4	4-46.8
RETURN YDS.	9	52
PENALTIES-YARDS	4-30	7-46
FUMBLES-LOST	0-0	1-0
TOUCHDOWNS	2	2
RUSHING TDS	2	0
PASSING TDS	0	2
EXTRA POINTS-ATTEMPTS	2-2	2-2
FG MADE-ATT	1-1	2-2
RED ZONE EFF	100%	33%
TIME OF POSSESSION	27:34	32:26



WEEK 6: GIANTS 27, BILLS 24

October 16, 2011

	1	2	3	4	OT	F
BILLS	14	3	0	7	-	24
GIANTS	7	10	7	3	-	27

SCORING SUMMARY

Team	Qtr	Time	Play Description (Extra Point)(Drive Information)	Visitor	Home
Giants	1	5:20	A. Bradshaw 1 yd. run (L. Tynes kick) (9-69, 4:02)	0	7
Bills	1	5:06	F. Jackson 80 yd. run (R. Lindell kick) (1-80, 0:14)	7	7
Bills	1	0:24	N. Roosevelt 60 yd. pass from R. Fitzpatrick (R. Lindell kick) (6-78, 2:49)	14	7
Giants	2	9:51	L. Tynes 26 yd. Field Goal (13-84, 5:33)	14	10
Giants	2	2:58	A. Bradshaw 1 yd. run (L. Tynes kick) (5-89, 2:30)	14	17
Bills	2	0:39	R. Lindell 49 yd. Field Goal (6-49, 2:19)	17	17
Giants	3	6:53	A. Bradshaw 1 yd. run (L. Tynes kick) (10-75, 5:07)	17	24
Bills	4	8:57	St. Johnson 9 yd. pass from R. Fitzpatrick (R. Lindell kick) (12-60, 7:02)	24	24
Giants	4	1:32	L. Tynes 23 yd. Field Goal (9-76, 2:30)	24	27

TOP INDIVIDUAL PERFORMANCES

	Bills	Giants
Rushing Yards	Jackson - 121	Bradshaw - 104
Receiving Yards	Nelson - 62	Nicks - 96
Passing Yards	Fitzpatrick - 244	Manning - 292
Touchdowns	Jackson - 1	Bradshaw - 3
	Roosevelt - 1	
	Johnson - 1	
Field Goals (long)	Lindell - 1 (49)	Tynes - 1 (26)
Tackles (solo)	McGee - 11 (11)	Rolle - 8 (6)
		Boley - 8 (7)
Sacks	-	Kiwanuka - 1.0
		Pierre-Paul - 1.0
		Umenyiora - 1.0
Interceptions	-	Webster - 2

TEAM STATS

	BILLS	GIANTS
FIRST DOWNS	17	24
FIRST DOWN (RUSH)	4	9
FIRST DOWN (PASS)	10	12
FIRST DOWN (PENALTY)	3	3
TOTAL YDS	374	414
RUSHES-YDS	23-155	33-122
AVG. RUSH GAIN	6.7	3.7
PASS-COMP-ATT-INT	30-21-2	32-21-0
PASSINGS YDS	244	292
KICKOFFS	5	6
PUNTS-AVG.	3-45.3	3-53.7
RETURN YDS.	11	42
PENALTIES-YARDS	7-75	7-79
FUMBLES-LOST	1-0	0-0
TOUCHDOWNS	3	3
RUSHING TDS	1	3
PASSING TDS	2	0
EXTRAPOINTS-ATTEMPTS	3-3	3-3
FG MADE-ATT	1-1	2-3
RED ZONE EFF	100%	60%
TIME OF POSSESSION	29:13	30:47



WEEK 5: SEAHAWKS 36, GIANTS 25

October 9, 2011

	1	2	3	4	OT	F
SEAHAWKS	14	0	2	20	-	36
GIANTS	7	7	0	11	-	25

SCORING SUMMARY

Team	Qtr	Time	Play Description (Extra Point)(Drive Information)	Visitor	Home
Seahawks	1	12:28	B. Obomanu 11 yd. pass from T. Jackson (S. Hauschka kick) (8-80, 2:32)	7	0
Giants	1	9:08	J. Ballard 12 yd. pass from E. Manning (L. Tynes kick) (7-80, 3:20)	7	7
Seahawks	1	3:00	M. Lynch 1 yd. run (S. Hauschka kick) (2-48, 0:17)	14	7
Giants	2	0:11	H. Nicks 19 yd. pass from E. Manning (L. Tynes kick) (4-59, 0:40)	14	14
Seahawks	3	7:02	D. Ware tackled in end zone by T. Hargrove for a safety	16	14
Seahawks	4	14:28	S. Hauschka 51 yd. Field Goal (9-33, 2:45)	19	14
Giants	4	12:37	V. Cruz 68 yd. pass from E. Manning (A. Bradshaw run) (3-65, 1:51)	19	22
Seahawks	4	10:15	S. Hauschka 43 yd. Field Goal (4-0, 0:24)	22	22
Giants	4	4:49	L. Tynes 26 yd. Field Goal (10-72, 5:26)	22	25
Seahawks	4	2:37	D. Baldwin 27 yd. pass from C. Whitehurst (S. Hauschka kick) (7-80, 2:12)	29	25
Seahawks	4	1:08	B. Browner 94 yd. interception return (S. Hauschka kick)	36	25

TOP INDIVIDUAL PERFORMANCES

	Seahawks	Giants
Rushing Yards	Lynch - 98	Bradshaw - 58
Receiving Yards	Baldwin - 136	Cruz - 161
Passing Yards	Jackson - 166	Manning - 420
Touchdowns	Obomanu - 1	Ballard - 1
	Lynch - 1	Nicks - 1
	Baldwin - 1	Cruz - 1
	Browner - 1	
Field Goals (long)	Hauschka - 2(51)	Tynes - 1 (26)
Tackles (solo)	Harthorne - 8 (5)	Rolle - 8 (6)
		Williams - 8 (7)
Sacks	Clemons - 2.0	Pierre-Paul - 2.5
Interceptions	Browner - 1	Ross - 1
	Chancellor - 1	
	Thomas - 1	

TEAM STATS

	SEAHAWKS	GIANTS
FIRST DOWNS	22	21
FIRST DOWN (RUSH)	7	4
FIRST DOWN (PASS)	14	16
FIRST DOWN (PENALTY)	1	1
TOTAL YDS	424	464
RUSHES-YDS	29-145	25-69
AVG. RUSH GAIN	5.0	2.8
PASS-COMP-ATT-INT	41-26-1	39-24-3
PASSINGS YDS	279	395
KICKOFFS	7	6
PUNTS-AVG.	7-44.6	7-49.0
RETURN YDS.	180	12
PENALTIES-YARDS	10-70	7-52
FUMBLES-LOST	3-2	3-2
TOUCHDOWNS	4	3
RUSHING TDS	1	0
PASSING TDS	2	3
EXTRAPOINTS-ATTEMPTS	4-4	3-3
FG MADE-ATT	2-2	1-1
RED ZONE EFF	50%	50%
TIME OF POSSESSION	28:46	31:14



WEEK 4: GIANTS 31, CARDINALS 27

October 2, 2011

	1	2	3	4	OT	F
GIANTS	0	10	0	21	-	31
CARDINALS	3	3	14	7	-	27

SCORING SUMMARY

Team	Qtr	Time	Play Description (Extra Point)(Drive Information)	Visitor	Home
Cardinals	1	13:02	J. Feely 27 yd. Field Goal (4-7, 1:35)	0	3
Cardinals	1	7:57	J. Feely 27 yd. Field Goal (16-79, 9:20)	0	6
Giants	2	2:54	A. Bradshaw 13 yd. run (L. Tynes kick) (10-69, 5:03)	7	6
Giants	2	0:01	L. Tynes 30 yd. Field Goal (5-61, 0:28)	10	6
Cardinals	3	10:24	C. Wells 1 yd. run (J. Feely kick) (8-78, 4:36)	10	13
Cardinals	3	2:55	C. Wells 1 yd. run (J. Feely kick) (2-5, 0:40)	10	20
Giants	4	12:07	B. Jacobs 1 yd. run (L. Tynes kick) (13-75, 5:48)	17	20
Cardinals	4	5:16	C. Wells 2 yd. run (J. Feely kick) (6-77, 3:09)	17	27
Giants	4	3:37	J. Ballard 2 yd. pass from Eli Manning (L. Tynes kick) (7-80, 1:39)	24	27
Giants	4	2:39	H. Nicks 29 yd. pass from Eli Manning (L. Tynes kick) (2-48, 0:31)	31	27

TOP INDIVIDUAL PERFORMANCES

	Giants	Cardinals
Rushing Yards	Bradshaw - 39	Wells - 138
Receiving Yards	Nicks - 162	Fitzgerald - 102
Passing Yards	Manning - 321	Kolb - 237
Touchdowns	Bradshaw - 1 Jacobs - 1 Ballard - 1 Nicks - 1	Wells - 3
Field Goals (long)	Tynes - 1 (30)	Feely - 2 (27)
Tackles (solo)	Boley - 7 (5)	Peterson - 7 (7)
Sacks	Umenyiora - 2.0 Tollefson - 2.0	Carter - 1.0
Interceptions	Rolle - 1	-

TEAM STATS

	GIANTS	CARDINALS
FIRST DOWNS	24	22
FIRST DOWN (RUSH)	5	8
FIRST DOWN (PASS)	16	11
FIRST DOWN (PENALTY)	3	3
TOTAL YDS	360	368
RUSHES-YDS	24-54	32-156
AVG. RUSH GAIN	2.3	4.9
PASS-COMP-ATT-INT	40-27-0	34-20-1
PASSINGS YDS	306	212
KICKOFFS	6	6
PUNTS-AVG.	5-44.6	4-45.0
RETURN YDS.	30	28
PENALTIES-YARDS	7-55	11-118
FUMBLES-LOST	2-2	2-1
TOUCHDOWNS	4	3
RUSHING TDS	2	3
PASSING TDS	2	0
EXTRA POINTS-ATTEMPTS	4-4	3-3
FG MADE-ATT	1-1	2-2
RED ZONE EFF	75%	50%
TIME OF POSSESSION	28:01	31:59



WEEK 3: GIANTS 29, EAGLES 16

September 25, 2011

	1	2	3	4	OT	F
GIANTS	14	0	0	15	-	29
EAGLES	0	13	3	0	-	16

SCORING SUMMARY

Team	Qtr	Time	Play Description (Extra Point)(Drive Information)	Visitor	Home
Giants	1	6:04	B. Jacobs 40 yd. pass from E. Manning (L. Tynes kick) (6-73, 2:43)	7	0
Giants	1	0:49	V. Cruz 74 yd. pass from E. Manning (L. Tynes kick) (3-82, 1:26)	14	0
Eagles	2	7:47	A. Henery 21 yd. Field Goal (15-77, 8:02)	14	3
Eagles	2	1:54	L.McCoy 11 yd. run (A. Henery kick) (7-71, 3:21)	14	10
Eagles	2	0:00	A. Henery 38 yd. Field Goal (5-26, 1:12)	14	13
Eagles	3	0:59	A. Henery 21 yd. Field Goal (14-88, 8:52)	14	16
Giants	4	8:07	V. Cruz 28 yd. pass from E. Manning (B. Jacobs run) (7-54, 3:30)	22	16
Giants	4	3:32	A. Bradshaw 18 yd. pass from E. Manning (L. Tynes kick) (10-56, 4:28)	29	16

TOP INDIVIDUAL PERFORMANCES

	Giants	Eagles
Rushing Yards	Bradshaw - 86	McCoy - 128
Receiving Yards	Cruz - 110	Maclin - 69
Passing Yards	Manning - 254	Vick - 176
Touchdowns	Cruz - 2	McCoy - 1
Field Goals (long)	-	Henery - 3 (38)
Tackles (solo)	Williams - 9 (9)	Cole - 5 (4)
Sacks	Pierre-Paul - 2.0	Cole - 1.0 Babin - 1.0 Jenkins - 1.0
Interceptions	Ross - 2	-

TEAM STATS

	GIANTS	EAGLES
FIRST DOWNS	14	25
FIRST DOWN (RUSH)	7	13
FIRST DOWN (PASS)	6	11
FIRST DOWN (PENALTY)	1	1
TOTAL YDS	334	376
RUSHES-YDS	25-102	40-177
AVG. RUSH GAIN	4.1	4.4
PASS-COMP-ATT-INT	23-16-0	30-20-3
PASSINGS YDS	232	199
KICKOFFS	5	4
PUNTS-AVG.	4-41.0	2-45.0
RETURN YDS.	32	13
PENALTIES-YARDS	4-21	7-36
FUMBLES-LOST	0-0	3-0
TOUCHDOWNS	4	1
RUSHING TDS	0	1
PASSING TDS	4	0
EXTRA POINTS-ATTEMPTS	3-3	1-1
FG MADE-ATT	0-0	3-3
RED ZONE EFF	100%	20%
TIME OF POSSESSION	23:09	36:51



WEEK 2: GIANTS 28, RAMS 16

September 19, 2011

	1	2	3	4	OT	F
RAMS	6	7	10	0	-	16
GIANTS	7	14	7	0	-	28

SCORING SUMMARY

Team	Qtr	Time	Play Description (Extra Point)(Drive Information)	Visitor	Home
Rams	1	9:14	Josh Brown 21 yd. Field Goal (9-84, 3:19)	3	0
Giants	1	5:47	H. Nicks 3 yd. pass from E. Manning (L. Tynes kick) (5-38, 2:17)	3	7
Rams	1	3:21	Josh Brown 25 yd. Field Goal (10-67, 2:26)	6	7
Giants	2	10:58	M. Boley 65 yd. fumble return (L. Tynes kick)	6	14
Giants	2	0:21	D. Hixon 22 yd. pass from E. Manning (L. Tynes kick) (8-86, 2:37)	6	21
Rams	3	11:49	Josh. Brown 27 yd. Field Goal (8-60, 3:11)	9	21
Giants	3	6:19	B. Jacobs 9 yd. run (L. Tynes kick) (10-81, 5:30)	9	28
Rams	3	1:18	D. Alexander 19 yd. pass from S. Bradford (Josh. Brown kick) (13-72, 5:01)	16	28

TOP INDIVIDUAL PERFORMANCES			TEAM STATS	RAMS	GIANTS
	Rams	Giants	FIRST DOWNS	14	22
Rushing Yards	Williams - 36	Bradshaw - 59	FIRST DOWN (RUSH)	1	9
Receiving Yards	Alexander - 122	Manningham - 56	FIRST DOWN (PASS)	13	9
Passing Yards	Bradford - 331	Manning - 200	FIRST DOWN (PENALTY)	0	4
Touchdowns	Alexander - 1	Jacobs - 1	TOTAL YDS	367	300
	Bradford -1	Boley - 1	RUSHES-YDS	19-59	38-119
		Nicks -1	AVG. RUSH GAIN	3.1	3.1
		Hixon - 1	PASS-COMP-ATT-INT	46-22-0	29-18-1
		Manning - 1	PASSINGS YDS	308	181
Field Goals (long)	Brown - 3 (27)	-	KICKOFFS	5	5
Tackles (solo)	Laurinaitis - 14 (9)	Rolle - 9 (8)	PUNTS-AVG.	7-44.7	7-46.0
Sacks	Quinn - 1	Tuck - 1.5	RETURN YDS.	29	17
	Hall - 1		PENALTIES-YARDS	8-85	5-55
	Dahl - 1		FUMBLES-LOST	4-2	0-0
Interceptions	Mikell - 1	-	TOUCHDOWNS	1	4
			RUSHING TDS	0	1
			PASSING TDS	1	2
			EXTRAPPOINTS-ATTEMPTS	1-1	4-4
			FG MADE-ATT	3-3	0-0
			RED ZONE EFF	0%	100%
			TIME OF POSSESSION	25:48	34:12



WEEK 1: REDSKINS 28, GIANTS 14

September 11, 2011

	1	2	3	4	OT	F
GIANTS	7	7	0	0	-	14
REDSKINS	0	14	7	7	-	28

SCORING SUMMARY

Team	Qtr	Time	Play Description (Extra Point)(Drive Information)	Visitor	Home
Giants	1	9:53	E. Manning 2 yd. run (L. Ynes kick) (4-70, 0:35)	7	0
Redskins	2	11:25	T. Hightower 1 yd. run (G. Gano kick) (11-66, 5:32)	7	7
Giants	2	2:48	A. Bradshaw 6 yd. run (L. Tynes kick) (8-85, 4:44)	14	7
Redskins	2	0:37	A. Armstrong 6 yd. pass from R. Grossman (G. Gano kick) (5-80, 2:11)	14	14
Redskins	3	13:03	R. Kerrigan 9 yd. interception return (G. Gano kick)	14	21
Redskins	4	5:04	J. Gaffney 4 yd. pass from R. Grossman (G. Gano kick) (10-70, 5:53)	14	28

TOP INDIVIDUAL PERFORMANCES

	Giants	Redskins
Rushing Yards	Bradshaw - 44	T. Hightower - 72
Receiving Yards	Nicks - 122	F. Davis - 105
Passing Yards	Manning - 268	Grossman - 305
Touchdowns	Bradshaw - 1 Manning - 1	Grossman - 2
Field Goals (long)	-	-
Tackles (solo)	Rolle - 6 (5)	Doughty - 8 (6)
Sacks	Pierre-Paul - 2	Neild - 2
Interceptions	-	Kerrigan - 1

TEAM STATS

	NYG	WAS
FIRST DOWNS	15	21
FIRST DOWN (RUSH)	5	3
FIRST DOWN (PASS)	10	17
FIRST DOWN (PENALTY)	0	1
TOTAL YDS	315	332
RUSHES-YDS	20-75	26-74
AVG. RUSH GAIN	3.8	2.8
PASS-COMP-ATT-INT	32-18-1	34-21-0
PASSINGS YDS	240	258
KICKOFFS	3	5
PUNTS-AVG.	6-45.2	6-43.0
RETURN YDS.	48	110
PENALTIES-YARDS	8-63	3-25
FUMBLES-LOST	1-0	1-1
TOUCHDOWNS	2	4
RUSHING TDS	2	1
PASSING TDS	0	2
EXTRAPPOINTS-ATTEMPTS	2-2	4-4
FG MADE-ATT	0-1	0-1
RED ZONE EFF	67%	100%
TIME OF POSSESSION	27:24	32:36



2011 NEW YORK GIANTS ALPHABETICAL ROSTER



NO	LAST	FIRST	POS	HT	WT	DOB	AGE	EXP	COLLEGE	HOMETOWN	HOW ACQ.	GP/GS/DNP/IA
20	Amukamara	Prince	CB	6-0	207	6/6/1989	22	R	Nebraska	Glendale, AZ	D1-'11	10/0/0/9
64	Baas	David	C	6-4	312	9/28/1981	30	7	Michigan	Sarasota, FL	UFA (SF)-'11	14/14/0/5
85	Ballard	Jake	TE	6-6	275	12/21/1987	24	2	Ohio State	Springboro, OH	FA-'10	17/15/0/2
17	Barden	Ramses	WR	6-6	224	1/1/1986	26	3	Cal Poly	La Canada Flintridge, CA	D3-'09	8/0/0/4
47	Beckum	Travis	TE	6-3	234	1/24/1987	25	3	Wisconsin	Milwaukee, WI	D3-'09	16/0/0/3
95	Bernard	Rocky	DT	6-3	301	4/19/1979	32	10	Texas A&M	Sterling, TX	FA-'11	19/11/0/0
93	Blackburn	Chase	LB	6-4	242	6/10/1983	28	7	Akron	Bellefontaine, OH	FA-'11	8/7/0/0
36	Blackmon	Will	CB	6-0	206	10/27/1984	27	6	Boston College	Providence, RI	FA-'11	9/0/0/0
59	Boley	Michael	LB	6-3	230	8/24/1982	29	7	Southern Miss	Elkmont, AL	UFA (ATL)-'09	17/16/0/2
77	Boothe	Kevin	G	6-5	320	7/5/1983	28	6	Cornell	Fort Lauderdale, FL	W (OAK)-'07	19/12/0/0
44	Bradshaw	Ahmad	RB	5-10	214	3/19/1986	25	5	Marshall	Bluefield, VA	D7b-'07	15/11/0/4
79	Brewer	James	T	6-6	330	12/23/1987	24	R	Indiana	Indianapolis, IN	D4-'11	0/0/2/17
99	Canty	Chris	DT	6-7	317	11/10/1982	29	7	Virginia	Charlotte, NC	UFA (DAL)-'09	19/19/0/0
8	Carr	David	QB	6-3	212	7/21/1979	32	10	Fresno State	Stockdale, CA	FA-'11	0/0/19/0
63	Cordle	Jim	C	6-3	320	8/22/1987	24	1	Ohio State	Lancster, OH	FA-'11	9/0/1/5
80	Cruz	Victor	WR	6-0	204	11/11/1986	25	2	Massachusetts	Paterson, NJ	FA-'10	19/10/0/0
51	DeOssie	Zak	LS	6-4	249	5/24/1984	27	5	Brown	No. Andover, MA	D4-'07	19/0/0/0
66	Diehl	David	G	6-5	304	9/15/1980	31	9	Illinois	Oak Lawn, IL	D5-'03	19/19/0/0
34	Grant	Deon	S	6-2	215	3/14/1979	32	12	Tennessee	Augusta, GA	FA-'10	19/11/0/0
58	Herzlich	Mark	LB	6-4	246	9/1/1987	24	R	Boston College	Wayne, PA	FA-'11	11/2/0/8
45	Hynoski	Henry	FB	6-1	266	12/30/1988	23	R	Pittsburgh	Elysburg, PA	FA-'11	14/6/0/5
27	Jacobs	Brandon	RB	6-4	264	7/6/1982	29	7	So. Illinois	Napoleonville, LA	D4-'05	17/6/0/2
12	Jernigan	Jerrel	WR	5-8	189	6/14/1989	22	R	Troy	Eufaula, AL	D3-'11	11/0/3/5
53	Jones	Greg	LB	6-0	248	10/5/1988	23	R	Michigan State	Cincinnati, OH	D6-'11	19/5/0/0
97	Joseph	Linval	DT	6-4	323	10/10/1988	23	2	East Carolina	Gainesville, FL	D2-'10	19/18/0/0
73	Kennedy	Jimmy	DT	6-4	302	11/15/1979	32	9	Penn State	Yonker, NY	FA-'11	6/0/0/8
94	Kiwanuka	Mathias	LB	6-5	267	3/8/1983	28	6	Boston College	Indianapolis, IN	D1-'06	19/16/0/0
10	Manning	Eli	QB	6-4	218	1/3/1981	31	8	Mississippi	New Orleans, LA	T (SD)-'04	19/19/0/0
82	Manningham	Mario	WR	6-0	185	5/25/1986	25	4	Michigan	Warren, OH	D3-'08	15/12/0/4
22	Martin	Derrick	DB	5-10	198	5/16/1985	26	5	Wyoming	Denver, CO	FA-'11	17/0/0/2
67	McKenzie	Kareem	T	6-6	330	5/24/1979	32	11	Penn State	Willingboro, NJ	UFA (NYJ)-'05	19/19/0/0
88	Nicks	Hakeem	WR	6-1	208	1/14/1988	24	3	North Carolina	Charlotte, NC	D1-'09	18/18/0/1
86	Pascoe	Bear	TE	6-5	283	2/23/1986	25	3	Fresno State	Porterville, CA	FA-'09	19/11/0/0
55	Paysinger	Spencer	LB	6-2	236	6/28/1988	23	R	Oregon	Los Angeles, CA	FA-'11	18/0/0/1
62	Petrus	Mitch	G	6-3	315	5/11/1987	24	2	Arkansas	Carlisle, AR	D5-'10	9/3/2/8
21	Phillips	Kenny	S	6-2	217	11/24/1986	25	4	Miami (FL)	Miami, FL	D1-'08	18/18/0/1
90	Pierre-Paul	Jason	DE	6-5	278	1/1/1989	23	2	South Florida	Deerfield Beach, FL	D1-'10	19/15/0/0
26	Rolle	Antrel	S	6-0	206	12/16/1982	29	6	Miami (FL)	Homeslead, FL	FA-'10	19/19/0/0
31	Ross	Aaron	CB	6-0	190	9/15/1982	29	5	Texas	Tyler, TX	D1-'07	19/18/0/0
39	Sash	Tyler	S	6-0	215	5/27/1988	23	R	Iowa	Oskaloosa, IA	D6-'11	19/0/0/0
33	Scott	Da'Rel	RB	5-11	210	5/26/1988	23	R	Maryland	Conshohocken, PA	D7-'11	11/0/0/8
76	Snee	Chris	G	6-3	305	1/18/1982	30	8	Boston College	Montrose, PA	D2-'04	17/17/0/1
15	Thomas	Devin	WR	6-2	221	11/15/1986	25	4	Michigan State	Ann Arbor, MI	W (CAR)-'10	19/0/0/0
71	Tollefson	Dave	DE	6-4	266	7/10/1982	29	5	NW Missouri St	Concord, CA	FA-'11	19/2/0/0
69	Trautou	Justin	DE	6-4	255	3/28/1988	23	R	Florida	Ramsey, NJ	FA-'11	6/0/0/4
91	Tuck	Justin	DE	6-5	268	3/29/1983	28	7	Notre Dame	Kellyton, AL	D3-'05	15/14/0/4
9	Tynes	Lawrence	PK	6-1	194	5/3/1978	33	8	Troy	Milton, FL	T (KC)-'07	19/0/0/0
70	Ugoh	Tony	T	6-5	304	11/17/1983	28	5	Arkansas	Houston, TX	FA-'11	6/10/1
72	Umenyiora	Osi	DE	6-3	255	11/16/1981	30	9	Troy	Auburn, AL	D2-'03	12/7/0/7
28	Ware	D.J.	RB	6-0	225	2/18/1985	26	5	Georgia	Rockmart, GA	FA-'07	19/2/0/0
5	Weatherford	Steve	P	6-2	211	12/17/1982	29	7	Illinois	Terre Haute, IN	FA-'11	19/0/0/0
23	Webster	Corey	CB	6-0	200	3/2/1982	29	7	LSU	Vacherie, LA	D2-'05	19/19/0/0
57	Williams	Jacquian	LB	6-3	224	7/20/1988	23	R	South Florida	Apopka, FL	D6-'11	19/2/0/0

Practice Squad

41	Bing	Brandon	CB	5-9	175	8/8/1989	22	R	Rutgers	Wyncote, PA	FA-'11	0/0/0/0
35	Brown	Andre	RB	6-0	227	12/15/1986	25	3	N.C. State	Greenville, SC	FA-'11	0/0/0/0
19	DePalma	Dan	WR	5-11	192	7/21/1989	22	R	West Chester (PA)	Verona, NJ	FA-'11	0/0/0/0
74	Hendricks	Dwayne	DT	6-3	305	3/17/1986	25	1	Miami (FL)	Millville, NJ	FA-'11	1/0/0/4
48	Hopkins	Christian	TE	6-5	277	2/26/1985	26	1	Toledo	Chicago, IL	FA-'11	0/0/0/0
17	Perrilloux	Ryan	QB	6-3	204	1/1/1987	24	1	Jacksonville State	Reserve, LA	FA-'11	0/0/0/0
18	Stanback	Isaiah	WR	6-2	228	8/16/1984	27	5	Washington	Seattle, WA	FA-'11	0/0/0/0
98	Tracy	Adrian	LB	6-2	245	4/6/1987	24	R	William & Mary	Sterling, VA	D6-'10	0/0/0/0

Reserve/Injured

												Injury
96	Austin	Marvin	DT	6-2	312	1/1/1989	23	R	North Carolina	Washington, DC	D2-'11	Chest
78	Andrews	Stacy	T	6-6	318	6/2/1981	30	8	Mississippi	Camden, AR	UFA (SEA)-'11	Illness
65	Beatty	Will	T	6-6	319	3/2/1985	26	3	Connecticut	York, PA	D2-'09	Eye
83	Clayton	Michael	WR	6-3	202	10/13/1982	29	8	LSU	Baton Rouge, LA	FA-'11	Knee
37	Coe	Michael	CB	6-0	187	12/17/1983	28	4	Alabama State	Memphis, TN	FA-'10	Arm
54	Goff	Jonathan	LB	6-2	241	12/12/1985	26	4	Vanderbilt	Lynn, MA	D5-'08	Knee
87	Hixon	Domenik	WR	6-2	197	10/8/1984	27	6	Akron	Columbus, OH	W (DEN)-'07	Knee
25	Johnson	Bruce	CB	5-11	182	12/18/1987	24	3	Miami (FL)	Live Oak, FL	FA-'09	Achilles
73	Parker	Martin	DT	6-2	303	2/27/1988	23	R	Richmond	New Haven, CT	FA-'011	Foot
52	Sintim	Clint	LB	6-3	246	2/21/1986	25	3	Virginia	Woodbridge, VA	D2-'09	Knee
24	Thomas	Terrell	CB	6-0	191	1/8/1985	27	4	USC	Alto Loma, CA	D2-'08	Knee
30	Tryon	Justin	CB	5-9	180	5/29/1984	27	4	Arizona State	Woodland Hills, CA	FA-'11	Arm
29	Witherspoon	Brian	CB	5-10	180	6/5/1985	26	3	Stillman	Butler, AL	FA-'10	Knee

Reserve/Non-Football Injury

35	Jones	Chad	S	6-2	228	10/5/1988	23	2	LSU	Baton Rouge, LA	D3-'10	Leg
----	-------	------	---	-----	-----	-----------	----	---	-----	-----------------	--------	-----

COACHING STAFF

HEAD COACH: Tom Coughlin

Perry Fewell (Defensive Coordinator), Kevin Gilbride (Offensive Coordinator), Tom Quinn (Special Teams Coordinator), Jack Bicknell, Jr. (Assistant Offensive Line), Pat Flaherty (Offensive Line), Kevin M. Gilbride (Offensive Assistant), Peter Giunta (Secondary/Cornerbacks), Jim Hermann (Linebackers), Al Holcomb (Defensive Assistant), Jerald Ingram (Running Backs), Larry Izzo (Assistant Special Teams), Dave Merritt (Secondary/Safeties), Robert Nunn (Defensive Line), Jerry Palmieri (Strength & Conditioning), Markus Paul (Assistant Strength & Conditioning), Michael Pope (Tight Ends), Sean Ryan (Wide Receivers), Mike Sullivan (Quarterbacks).



2011 NEW YORK GIANTS NUMERICAL ROSTER



12/3/2012

NO	LAST	FIRST	POS	HT	WT	DOB	AGE	EXP	COLLEGE	HOMETOWN	HOW ACO.	GP/GS/DNP/IA
5	Weatherford	Steve	P	6-2	211	12/17/1982	29	7	Illinois	Terre Haute, IN	FA-'11	19/0/0/0
8	Carr	David	QB	6-3	212	7/21/1979	32	10	Fresno State	Stockdale, CA	FA-'11	0/0/19/0
9	Tynes	Lawrence	PK	6-1	194	5/3/1978	33	8	Troy	Milton, FL	T(KC)-'07	19/0/0/0
10	Manning	Eli	QB	6-4	218	1/3/1981	31	8	Mississippi	New Orleans, LA	T(SD)-'04	19/19/0/0
12	Jernigan	Jerrel	WR	5-8	189	6/14/1989	22	R	Troy	Eufaula, AL	D3-'11	11/0/3/5
13	Barden	Ramses	WR	6-6	224	1/1/1986	26	3	Cal Poly	La Canada Flintridge, CA	D3-'09	8/0/0/4
15	Thomas	Devin	WR	6-2	221	11/15/1986	25	4	Michigan State	Ann Arbor, MI	W(CAR)-'10	19/0/0/0
20	Amukamara	Prince	CB	6-0	207	6/6/1989	22	R	Nebraska	Glendale, AZ	D1-'11	10/0/0/9
21	Phillips	Kenny	S	6-2	217	11/24/1986	25	4	Miami (FL)	Miami, FL	D1-'08	18/18/0/1
22	Martin	Derrick	DB	5-10	198	5/16/1985	26	5	Wyoming	Denver, CO	FA-'11	17/0/0/2
23	Webster	Corey	CB	6-0	200	3/2/1982	29	7	LSU	Vacherie, LA	D2-'05	19/19/0/0
26	Rolle	Antrel	S	6-0	206	12/16/1982	29	6	Miami (FL)	Homestead, FL	FA-'10	19/19/0/0
27	Jacobs	Brandon	RB	6-4	264	7/6/1982	29	7	So. Illinois	Napoleonville, LA	D4-'05	17/6/0/2
28	Ware	D.J.	RB	6-0	225	2/18/1985	26	5	Georgia	Rockmart, GA	FA-'07	19/2/0/0
31	Ross	Aaron	CB	6-0	190	9/15/1982	29	5	Texas	Tyler, TX	D1-'07	19/18/0/0
33	Scott	Da'Rel	RB	5-11	210	5/26/1988	23	R	Maryland	Conshohocken, PA	D7-'11	11/0/0/8
34	Grant	Deon	S	6-2	215	3/14/1979	32	12	Tennessee	Augusta, GA	FA-'10	19/11/0/0
36	Blackmon	Willi	CB	6-0	206	10/27/1984	27	6	Boston College	Providence, RI	FA-'11	9/0/0/0
39	Sash	Tyler	S	6-0	215	5/27/1988	23	R	Iowa	Oskaloosa, IA	D6-'11	19/0/0/0
44	Bradshaw	Ahmad	RB	5-10	214	3/19/1986	25	5	Marshall	Bluefield, VA	D7b-'07	15/11/0/4
45	Hynoski	Henry	FB	6-1	266	12/30/1988	23	R	Pittsburgh	Elysburg, PA	FA-'11	14/6/0/5
47	Beckum	Travis	TE	6-3	234	1/24/1987	25	3	Wisconsin	Milwaukee, WI	D3-'09	16/0/0/3
51	DeOssie	Zak	LS	6-4	249	5/24/1984	27	5	Brown	No. Andover, MA	D4-'07	19/0/0/0
53	Jones	Greg	LB	6-0	248	10/5/1988	23	R	Michigan State	Cincinnati, OH	D6-'11	19/5/0/0
55	Paysinger	Spencer	LB	6-2	236	6/28/1988	23	R	Oregon	Los Angeles, CA	FA-'11	18/0/0/1
57	Williams	Jacquan	LB	6-3	224	7/20/1988	23	R	South Florida	Apopka, FL	D6-'11	19/2/0/0
58	Herzlich	Mark	LB	6-4	246	9/1/1987	24	R	Boston College	Wayne, PA	FA-'11	11/2/0/8
59	Boley	Michael	LB	6-3	230	8/24/1982	29	7	Southern Miss	Elkmont, AL	UFA(ATL)-'09	17/16/0/2
62	Petrus	Mitch	G	6-3	315	5/11/1987	24	2	Arkansas	Carlisle, AR	D5-'10	9/3/2/8
63	Cordle	Jim	C	6-3	320	8/22/1987	24	1	Ohio State	Lancster, OH	FA-'11	9/0/1/5
64	Baas	David	C	6-4	312	9/28/1981	30	7	Michigan	Sarasota, FL	UFA(SF)-'11	14/14/0/5
66	Diehl	David	G	6-5	304	9/15/1980	31	9	Illinois	Oak Lawn, IL	D5-'03	19/19/0/0
67	McKenzie	Kareem	T	6-6	330	5/24/1979	32	11	Penn State	Willingboro, NJ	UFA(NYJ)-'05	19/19/0/0
69	Trautou	Justin	DE	6-4	255	3/28/1988	23	R	Florida	Ramsey, NJ	FA-'11	6/0/0/4
70	Ugoh	Tony	T	6-5	304	11/17/1983	28	5	Arkansas	Houston, TX	FA-'11	6/1/0/1
71	Tollefson	Dave	DE	6-4	266	7/10/1982	29	5	NW Missouri St	Concord, CA	FA-'11	19/2/0/0
72	Umenyiora	Osi	DE	6-3	255	11/16/1981	30	9	Troy	Auburn, AL	D2-'03	12/7/0/7
73	Kennedy	Jimmy	DT	6-4	302	11/15/1979	32	9	Penn State	Yonker, NY	FA-'11	6/0/0/8
76	Snee	Chris	G	6-3	305	1/18/1982	30	8	Boston College	Montrose, PA	D2-'04	17/17/0/1
77	Boothe	Kevin	G	6-5	320	7/5/1983	28	6	Cornell	Fort Lauderdale, FL	W(OAK)-'07	19/12/0/0
79	Brewer	James	T	6-6	330	12/23/1987	24	R	Indiana	Indianapolis, IN	D4-'11	0/0/2/17
80	Cruz	Victor	WR	6-0	204	11/11/1986	25	2	Massachusetts	Paterson, NJ	FA-'10	19/10/0/0
82	Manningham	Mario	WR	6-0	185	5/25/1986	25	4	Michigan	Warren, OH	D3-'08	15/12/0/4
85	Ballard	Jake	TE	6-6	275	12/21/1987	24	2	Ohio State	Springboro, OH	FA-'10	17/15/0/2
86	Pascoe	Bear	TE	6-5	283	2/23/1986	25	3	Fresno State	Porterville, CA	FA-'09	19/11/0/0
88	Nicks	Hakeem	WR	6-1	208	1/14/1988	24	3	North Carolina	Charlotte, NC	D1-'09	18/18/0/1
90	Pierre-Paul	Jason	DE	6-5	278	1/1/1989	23	2	South Florida	Deerfield Beach, FL	D1-'10	19/15/0/0
91	Tuck	Justin	DE	6-5	268	3/29/1983	28	7	Notre Dame	Kellyton, AL	D3-'05	15/14/0/4
93	Blackburn	Chase	LB	6-4	242	6/10/1983	28	7	Akron	Bellefontaine, OH	FA-'11	8/7/0/0
94	Kiwanuka	Mathias	LB	6-5	267	3/8/1983	28	6	Boston College	Indianapolis, IN	D1-'06	19/16/0/0
95	Bernard	Rocky	DT	6-3	301	4/19/1979	32	10	Texas A&M	Sterling, TX	FA-'11	19/1/0/0
97	Joseph	Linval	DT	6-4	323	10/10/1988	23	2	East Carolina	Gainesville, FL	D2-'10	19/18/0/0
99	Canty	Chris	DT	6-7	317	11/10/1982	29	7	Virginia	Charlotte, NC	UFA(DAL)-'09	19/19/0/0

Practice Squad

17	Perrilloux	Ryan	QB	6-3	204	1/1/1987	24	1	Jacksonville State	Reserve, LA	FA-'11	0/0/0/0
18	Stanback	Isaiah	WR	6-2	228	8/16/1984	27	5	Washington	Seattle, WA	FA-'11	0/0/0/0
19	DePalma	Dan	WR	5-11	192	7/21/1989	22	R	West Chester (PA)	Verona, NJ	FA-'11	0/0/0/0
35	Brown	Andre	RB	6-0	227	12/15/1986	25	3	N.C. State	Greenville, SC	FA-'11	0/0/0/0
41	Bing	Brandon	CB	5-9	175	8/8/1989	22	R	Rutgers	Wyncote, PA	FA-'11	0/0/0/0
48	Hopkins	Christian	TE	6-5	277	2/26/1985	26	1	Toledo	Chicago, IL	FA-'11	0/0/0/0
74	Hendricks	Dwayne	DT	6-3	305	3/17/1986	25	1	Miami (FL)	Millville, NJ	FA-'11	1/0/0/4
98	Tracy	Adrian	LB	6-2	245	4/6/1987	24	R	William & Mary	Sterling, VA	D6-'10	0/0/0/0

Reserve/Injured

												Injury
24	Thomas	Terrell	CB	6-0	191	1/8/1985	27	4	USC	Alto Loma, CA	D2-'08	Knee
25	Johnson	Bruce	CB	5-11	182	12/18/1987	24	3	Miami (FL)	Live Oak, FL	FA-'09	Achilles
29	Witherspoon	Brian	CB	5-10	180	6/5/1985	26	3	Stillman	Butler, AL	FA-'10	Knee
30	Tryon	Justin	CB	5-9	180	5/29/1984	27	4	Arizona State	Woodland Hills, CA	FA-'11	Arm
37	Coe	Michael	CB	6-0	187	12/17/1983	28	4	Alabama State	Memphis, TN	FA-'10	Arm
52	Sintim	Clint	LB	6-3	246	2/21/1986	25	3	Virginia	Woodbridge, VA	D2-'09	Knee
54	Goff	Jonathan	LB	6-2	241	12/12/1985	26	4	Vanderbilt	Lynn, MA	D5-'08	Knee
65	Beatty	Will	T	6-6	319	3/2/1985	26	3	Connecticut	York, PA	D2-'09	Eye
73	Parker	Martin	DT	6-2	303	2/27/1988	23	R	Richmond	New Haven, CT	FA-'011	Foot
78	Andrews	Stacy	T	6-6	318	6/2/1981	30	8	Mississippi	Camden, AR	UFA(SEA)-'11	Illness
83	Clayton	Michael	WR	6-3	202	10/13/1982	29	8	LSU	Baton Rouge, LA	FA-'11	Knee
87	Hixon	Domenik	WR	6-2	197	10/8/1984	27	6	Akron	Columbus, OH	W(DEN)-'07	Knee
96	Austin	Marvin	DT	6-2	312	1/1/1989	23	R	North Carolina	Washington, DC	D2-'11	Chest

Reserve/Non-Football Injury

35	Jones	Chad	S	6-2	228	10/5/1988	23	2	LSU	Baton Rouge, LA	D3-'10	Injury Leg
----	-------	------	---	-----	-----	-----------	----	---	-----	-----------------	--------	---------------

COACHING STAFF

HEAD COACH: Tom Coughlin

Perry Fewell (Defensive Coordinator), Kevin Gilbride (Offensive Coordinator), Tom Quinn (Special Teams Coordinator), Jack Bicknell, Jr. (Assistant Offensive Line), Pat Flaherty (Offensive Line), Kevin M. Gilbride (Offensive Assistant), Peter Giunta (Secondary/Corners), Jim Herrmann (Linebackers), Al Holcomb (Defensive Assistant), Jerald Ingram (Running Backs), Larry Izzo (Assistant Special Teams), Dave Merritt (Secondary/Safeties), Robert Nunn (Defensive Line), Jerry Palmieri (Strength & Conditioning), Markus Paul (Assistant Strength & Conditioning), Michael Pope (Tight Ends), Sean Ryan (Wide Receivers), Mike Sullivan (Quarterbacks).



2011 NEW YORK GIANTS UNOFFICIAL DEPTH CHART



Underlined = Rookie in 2011

BASE OFFENSE

WR	80 Victor Cruz	(19/10)	82 Mario Manningham	(15/12)	<u>12 Jerrel Jernigan</u>	(11/0)
LT	66 David Diehl	(19/19)	<u>79 James Brewer</u>	(0/0)		
LG	77 Kevin Boothe	(19/12)	62 Mitch Petrus	(9/3)		
C	64 David Baas	(14/14)	77 Kevin Boothe	(19/12)	63 Jim Cordle	(10/0)
RG	76 Chris Snee	(18/18)	62 Mitch Petrus	(9/3)		
RT	67 Kareem McKenzie	(19/19)	70 Tony Ugoh	(6/1)		
TE	85 Jake Ballard	(17/15)	47 Travis Beckum	(16/0)	86 Bear Pascoe	(19/11)
WR	88 Hakeem Nicks	(18/18)	13 Ramses Barden	(8/0)	15 Devin Thomas	(19/0)
QB	10 Eli Manning	(19/19)	8 David Carr	(0/0)		
FB	86 Bear Pascoe	(19/11)	<u>45 Henry Hynoski</u>	(14/6)		
RB	44 Ahmad Bradshaw	(15/11)	27 Brandon Jacobs	(17/6)	28 D.J. Ware	(19/2)
					<u>33 Da'Rel Scott</u>	(11/0)

BASE DEFENSE

LE	91 Justin Tuck	(15/14)	71 Dave Tollefson	(19/2)	<u>69 Justin Trattou</u>	(6/0)
LDT	97 Linval Joseph	(19/18)	95 Rocky Bernard	(19/1)		
RDT	99 Chris Canty	(19/19)	73 Jimmy Kennedy	(6/0)		
RE	72 Osi Umenyiora	(12/7)	90 Jason Pierre-Paul	(19/15)		
SLB	94 Mathias Kiwanuka	(19/16)	<u>58 Mark Herzlich</u>	(11/2)		
MLB	93 Chase Blackburn	(8/7)	<u>58 Mark Herzlich</u>	(11/2)	<u>53 Greg Jones</u>	(19/5)
WLB	59 Michael Boley	(17/15)	<u>57 Jacquian Williams</u>	(19/2)	<u>55 Spencer Paysinger</u>	(18/0)
LCB	23 Corey Webster	(19/19)	<u>20 Prince Amukamara</u>	(10/0)		
RCB	31 Aaron Ross	(19/18)	36 Will Blackmon	(9/0)		
SS	21 Kenny Phillips	(18/18)	<u>39 Tyler Sash</u>	(19/0)	22 Derrick Martin	(17/0)
FS	26 Antrel Rolle	(19/19)	34 Deon Grant	(19/11)		

SPECIALISTS

P	5 Steve Weatherford	(19/0)				
PK	9 Lawrence Tynes	(19/0)				
H	5 Steve Weatherford	(19/0)				
LS	51 Zak DeOssie	(19/0)	47 Travis Beckum	(16/0)		
KR	<u>12 Jerrel Jernigan</u>	(11/0)	36 Will Blackmon	(9/0)	<u>33 Da'Rel Scott</u>	(11/0)
PR	36 Will Blackmon	(9/0)	31 Aaron Ross	(19/18)	80 Victor Cruz	(19/10)



2011 NEW YORK GIANTS PARTICIPATION CHART



Date	Opponent	Player	9/11	9/19	9/25	10/2	10/9	10/16	10/30	11/6	11/13	11/20	10/28	12/4	12/11	12/18	10/24	1/1	1/8	1/15	1/22	TOTALS
			@Was	SIL	@Phi	@Ari	Sea	Bur	Mia	@NE	@SF	Phi	@NO	GB	@Dal	Was	@Jets	Dal	All	@GB	@SF	GP/GS/DNP/IA
5	Weatherford	Steve	P	P	P	P	P	P	P	P	P	P	P	P	P	P	P	P	P	P	P	19/0/0/0
8	Carr	David	DNP	DNP	DNP	DNP	DNP	DNP	DNP	DNP	DNP	DNP	DNP	DNP	DNP	DNP	DNP	DNP	DNP	DNP	DNP	0/0/19/0
9	Tynes	Lawrence	P	P	P	P	P	P	P	P	P	P	P	P	P	P	P	P	P	P	P	19/0/0/0
10	Manning	Eli	QB	QB	QB	QB	QB	QB	QB	QB	QB	QB	QB	QB	QB	QB	QB	QB	QB	QB	QB	19/19/0/0
12	Jernigan	Jerrel	IA	IA	DNP	DNP	P	P	P	IA	IA	DNP	P	P	P	P	P	P	P	P	P	11/0/3/5
13	Barden	Ramses	PUP	PUP	PUP	PUP	PUP	PUP	P	P	P	P	P	P	P	P	P	IA	IA	IA	IA	8/0/0/4
15	Thomas	Devin	P	P	P	P	P	P	P	P	P	P	P	P	P	P	P	P	P	P	P	19/0/0/0
17	Perrilloux	Ryan	PS	X	PS	X	PS	X	PS	X	PS	X	PS	X	X	PS	PS	PS	PS	PS	PS	0/0/0/0
18	Rosenfels	Sage	IR	IR	IR	IR	X	X	X	X	X	X	X	X	X	X	X	X	X	X	X	0/0/0/0
18	Stanback	Isaiah	X	X	X	X	X	X	X	X	X	X	PS	PS	PS	PS	PS	PS	PS	PS	PS	0/0/0/0
19	DePalma	Dan	PS	PS	PS	PS	PS	PS	PS	PS	PS	PS	PS	PS	PS	PS	PS	PS	PS	PS	PS	0/0/0/0
20	Amukamara	Prince	IA	IA	IA	IA	IA	IA	IA	IA	P	P	P	P	P	P	P	P	P	P	P	10/0/0/9
21	Phillips	Kenny	SS	SS	SS	SS	SS	SS	RCB	SS	SS	SS	SS	SS	IA	SS	SS	SS	SS	SS	SS	18/18/0/1
22	Martin	Derrick	P	P	P	P	P	P	P	P	P	IA	P	IA	P	IA	P	P	P	P	P	17/0/0/2
23	Webster	Corey	LCB	LCB	LCB	LCB	LCB	LCB	LCB	LCB	LCB	LCB	LCB	LCB	LCB	LCB	LCB	LCB	LCB	LCB	LCB	19/19/0/0
24	Thomas	Terrell	IR	IR	IR	IR	IR	IR	IR	IR	IR	IR	IR	IR	IR	IR	IR	IR	IR	IR	IR	0/0/0/0
25	Johnson	Bruce	IR	IR	IR	IR	IR	IR	IR	IR	IR	IR	IR	IR	IR	IR	IR	IR	IR	IR	IR	0/0/0/0
26	Rolle	Antrel	FS	FS	FS	FS	FS	FS	FS	FS	FS	FS	FS	FS	FS	FS	FS	FS	FS	FS	FS	19/19/0/0
27	Jacobs	Brandon	P	P	P	P	IA	IA	P	RB	RB	RB	P	P	P	RB	RB	P	P	P	P	17/6/0/2
28	Ware	D.J.	P	P	P	P	P	P	P	P	P	P	P	P	RB	P	P	P	WR	P	P	19/2/0/0
29	Williams	Brian	P	P	P	P	X	X	X	X	X	X	X	X	X	X	X	X	X	X	X	4/0/0/0
29	Witherspoon	Brian	IR	IR	IR	IR	IR	IR	IR	IR	IR	IR	IR	IR	IR	IR	IR	IR	IR	IR	IR	0/0/0/0
30	Tryon	Justin	X	X	X	X	P	P	P	IR	IR	IR	IR	IR	IR	IR	IR	IR	IR	IR	IR	3/0/0/0
31	Ross	Aaron	RCB	RCB	RCB	RCB	RCB	RCB	P	RCB	RCB	RCB	RCB	RCB	RCB	RCB	RCB	RCB	RCB	RCB	RCB	19/18/0/0
33	Scott	Da'Rel	P	IA	IA	IA	P	P	IA	P	P	P	IA	P	P	P	P	IA	IA	IA	IA	11/0/8
34	Grant	Deon	P	P	DB	P	DB	DB	P	DB	DB	DB	P	SS	P	DB	P	P	P	DB	DB	19/11/0/0
35	Brown	Andre	PS	PS	PS	PS	PS	PS	PS	PS	PS	PS	PS	PS	PS	PS	PS	PS	PS	PS	PS	0/0/0/0
35	Jones	Chad	R-NFI	R-NFI	R-NFI	R-NFI	R-NFI	R-NFI	R-NFI	R-NFI	R-NFI	R-NFI	R-NFI	R-NFI	R-NFI	R-NFI	R-NFI	R-NFI	R-NFI	R-NFI	R-NFI	0/0/0/0
36	Blackmon	Will	X	X	X	X	X	X	X	X	X	P	P	P	P	P	P	P	P	P	P	9/0/0/0
37	Coe	Michael	P	P	P	P	P	P	P	P	P	IR	IR	IR	IR	IR	IR	IR	IR	IR	IR	10/0/0/0
39	Sash	Tyler	P	P	P	P	P	P	P	P	P	P	P	P	P	P	P	P	P	P	P	19/0/0/0
41	Bing	Brandon	X	X	X	X	X	X	PS	PS	PS	PS	PS	PS	PS	PS	PS	PS	PS	PS	PS	0/0/0/0
44	Bradshaw	Ahmad	RB	RB	RB	RB	RB	RB	IA	IA	IA	IA	RB	P	RB	P	P	P	P	RB	RB	15/11/0/4
45	Hynoski	Henry	P	FB	FB	FB	P	IA	IA	IA	IA	P	P	P	P	P	FB	P	FB	FB	FB	14/6/0/5
47	Beckum	Travis	IA	IA	P	P	P	P	P	P	P	P	P	P	IA	P	P	P	P	P	P	16/0/0/3
48	Hopkins	Christian	PS	PS	PS	PS	PS	PS	PS	PS	PS	PS	PS	PS	PS	PS	PS	PS	PS	PS	PS	0/0/0/0
49	Coleman	Antonio	X	X	X	PS	PS	PS	X	X	X	X	X	X	X	X	X	X	X	X	X	0/0/0/0
49	Daniels	Alex	X	X	X	X	X	X	PS	PS	PS	PS	X	X	X	X	X	X	X	X	X	0/0/0/0
51	DeOssie	Zak	P	P	P	P	P	P	P	P	P	P	P	P	P	P	P	P	P	P	P	19/0/0/0
52	Sintim	Clint	IR	IR	IR	IR	IR	IR	IR	IR	IR	IR	IR	IR	IR	IR	IR	IR	IR	IR	IR	0/0/0/0
53	Jones	Greg	MLB	MLB	P	MLB	P	P	MLB	P	P	P	MLB	P	P	P	P	P	P	P	P	19/5/0/0
54	Goff	Jonathan	IR	IR	IR	IR	IR	IR	IR	IR	IR	IR	IR	IR	IR	IR	IR	IR	IR	IR	IR	0/0/0/0
55	Paysinger	Spencer	P	P	P	P	P	P	P	P	P	P	P	IA	P	P	P	P	P	P	P	18/0/0/1
57	Williams	Jacquian	P	P	P	P	P	MLB	P	P	P	P	P	WLB	P	P	P	P	P	P	P	19/2/0/0
58	Herzlich	Mark	P	P	P	P	P	P	P	P	WLB	MLB	IA	IA	IA	IA	IA	IA	IA	IA	IA	11/2/0/8
59	Boley	Michael	WLB	WLB	WLB	WLB	WLB	WLB	WLB	WLB	IA	IA	WLB	P	WLB	WLB	WLB	WLB	WLB	WLB	WLB	17/16/0/2
60	Capers	Selvish	X	X	X	X	PS	PS	PS	PS	PS	PS	PS	PS	X	PS	X	X	X	X	X	0/0/0/0
61	Koets	Adam	PUP	PUP	PUP	PUP	PUP	PUP	PUP	X	X	X	X	X	X	X	X	X	X	X	X	0/0/0/0
62	Petrus	Mitch	IA	IA	IA	IA	P	P	IA	DNP	IA	DNP	LG	LG	LG	P	P	P	P	P	P	9/3/2/8
63	Cordle	Jim	PS	PS	PS	PS	P	P	P	P	P	DNP	P	P	P	IA	IA	IA	IA	IA	IA	9/0/1/5
64	Baas	David	C	C	C	C	IA	C	C	IA	C	C	IA	IA	IA	C	C	C	C	C	C	14/14/0/5
65	Beatty	Will	LT	LT	LT	LT	LT	LT	LT	LT	LT	IA	IR	IR	IR	IR	IR	IR	IR	IR	IR	10/10/0/1
66	Diehl	David	LG	LG	LG	LG	LG	LG	LG	LG	LG	LT	LT	LT	LT	LT	LT	LT	LT	LT	LT	19/19/0/0
67	McKenzie	Kareem	RT	RT	RT	RT	RT	RT	RT	RT	RT	RT	RT	RT	RT	RT	RT	RT	RT	RT	RT	19/19/0/0
69	Trattou	Justin	P	PS	PS	PS	PS	PS	PS	PS	PS	PS	P	P	P	P	IA	IA	IA	IA	IA	6/0/0/4
70	Marshall	Craig	X	X	X	X	X	X	X	X	PS	X	X	X	X	X	X	X	X	X	X	0/0/0/0
70	Ugoh	Tony	X	X	X	X	X	X	X	X	X	X	X	IA	P	OL	P	P	P	P	P	6/1/0/1
71	Tollefson	Dave	LE	P	P	P	P	P	LE	P	P	P	P	P	P	P	P	P	P	P	P	19/2/0/0
72	Umenyiora	Osi	IA	IA	IA	RE	RE	RE	P	RE	RE	RE	IA	IA	IA	IA	P	P	P	P	P	12/7/0/7
73	Kennedy	Jimmy	P	P	P	P	SUS	SUS	SUS	SUS	E/CP	IA	IA	P	IA	IA	IA	IA	IA	IA	IA	6/0/0/8
73	Parker	Martin	IR	IR	IR	IR	IR	IR	IR	IR	IR	IR	IR	IR	IR	IR	IR	IR	IR	IR	IR	0/0/0/0
74	Hendricks	Dwayne	PS	PS	PS	PS	IA	IA	P	IA	IA	PS	PS	PS	PS	PS	PS	PS	PS	PS	PS	1/0/0/4
76	Snee	Chris	RG	RG	RG	RG	IA	RG	RG	RG	RG	RG	RG	RG	RG	RG	RG	RG	RG	RG	RG	18/18/0/1
77	Boothe	Kevin	P	P	P	P	C	RG	P	C	P	P	LG	C	C	C	LG	LG	LG	LG	LG	19/12/0/0
78	Andrews	Stacy	P	P	OL	P	OL	P	IA	IA	P	P	OL	IA	IR	IR	IR	IR	IR	IR	IR	9/3/0/3
79	Brewer	James	IA	IA	IA	IA	IA	IA	IA	IA	IA	IA	DNP	DNP	IA	IA	IA	IA	IA	IA	IA	0/0/2/17
80	Cruz	Victor	P	P	P	P	P	P	P	WR	P	P	WR	WR	WR	WR	WR	WR	WR	WR	WR	19/10/0/0
81	Hogan	Chris	X	PS	X	X	X	X	X	X	X	X	X	X	X	X	X	X	X	X	X	0/0/0/0
82	Manningham	Mario	WR	WR	IA	WR	WR	WR	WR	WR	WR	WR	IA	IA	WR	P	IA	P	WR	WR	WR	15/12/0/4
83	Clayton	Michael	X	X	IA	IA	IA	P	P	P	P	P	IR	IR	IR	IR	IR	IR	IR	IR	IR	5/0/0/3
84	Stokley	Brandon	X	P	P	IA	X	X	X	X	X	X	X	X	X	X	X	X	X	X	X	2/0/0/1
85	Ballard	Jake	TE	TE	P	TE	TE	TE	TE	TE	TE	TE	TE	TE	TE	TE	IA	IA	TE	P	P	17/15/0/2
86	Pascoe	Bear	FB	P	TE	P	P	FB	FB	FB	FB	FB	P	FB	P	FB	TE	TE	P	P	P	19/11/0/0
87	Hixon	Domenik	P	P	IR	IR	IR	IR	IR	IR	IR	IR	IR	IR	IR	IR	IR	IR	IR	IR	IR	2/0/0/0
88	Nicks	Hakeem	WR	WR	WR	WR	WR	WR	WR	IA	WR	WR	WR	WR	WR	WR	WR	WR	WR	WR	WR	18/18/0/1
90	Pierre-Paul	Jason	RE	RE	RE	LE	LE	LE	LE	P	P	P	RE	RE	RE	RE	RE	RE	RE	RE	RE	19/14/0/0
91	Tuck	Justin	IA	LE	LE	IA	IA	P	LE	LE	LE	LE	LE	LE	LE	LE	LE	LE	LE	LE	LE	15/14/0/4
93	Blackburn	Chase	X	X	X	X	X	X	X	X	X	X	P	MLB	MLB	MLB	MLB	MLB	MLB	MLB	MLB	8/7/0/0
94	Kiwanuka	Mathias	SLB	SLB	SLB	SLB	SLB	SLB	SLB	SLB	SLB	SLB	SLB	SLB	SLB	P	SLB	SLB	P	P	P	19/16/0/0
95	Bernard	Rocky	P	P	P	P	P	P	LDT	P	P	P	P	P	P	P	P	P	P	P	P	19/1/0/0
96	Austin	Marvin	IR	IR	IR	IR	IR	IR	IR	IR	IR	IR	IR	IR	IR	IR	IR	IR	IR	IR	IR	0/0/0/0
97	Joseph	Linval	LDT	LDT	LDT	LDT	LDT</															



2011 New York Giants Transactions



Date	POS.	PLAYER	TRANSACTION
1/5	DB	Burnett, Joe	Sign to reserve/future contracts
	WR	Watkins, Todd	Sign to reserve/future contracts
1/11	RB	Mallett, Martell	Sign to reserve/future contracts
	OL	Ndukwe, Ikechuku	Sign to reserve/future contracts
	DE	Okpokowuruk, Ayanga	Sign to reserve/future contracts
1/13	QB	Perrilloux, Ryan	Sign to reserve/future contracts
	DB	Harris, Cary	Sign to reserve/future contracts
3/3	WR	Reynaud, Darius	Sign to reserve/future contracts
	WR	Hixon, Domenik	Sign contract extension
7/28	FB	Hynoski, Henry	Sign undrafted rookie free agent
	LB	Herzlich, Mark	Sign undrafted rookie free agent
	DT	Parker, Martin	Sign undrafted rookie free agent
	DE	Trattou, Justin	Sign undrafted rookie free agent
	DE	Marshall, Craig	Sign undrafted rookie free agent
	T	King, Jarriel	Sign undrafted rookie free agent
	LB	Paysinger, Spencer	Sign undrafted rookie free agent
	DS	Tarrant, Jarrard	Sign undrafted rookie free agent
	DT	Abdullahi, Ibrahim	Sign undrafted rookie free agent
	DS	Sims, David	Sign undrafted rookie free agent
	C	O'Hara, Shaun	Released
	G	Seubert, Rich	Released
	FB	Hedgecock, Madison	Released
	T	Andrews, Shawn	Released
	RB	Barber, Tiki	Released
7/29	DT	Austin, Marvin	Signed rookie contract
	WR	Jemigan, Jerrel	Signed rookie contract
	T	Brewer, James	Signed rookie contract
	LB	Jones, Greg	Signed rookie contract
	DS	Sash, Tyler	Signed rookie contract
	LB	Williams, Jacquian	Signed rookie contract
	RB	Scott, D'arel	Signed rookie contract
	DT	Bernard, Rocky	Released
	OL	Koets, Adam	Placed on Active Reserve/PUP
	WR	Barden, Ramses	Placed on Active Reserve/PUP
	DE	Umeriyora, Osi	player on Reserve/Did Not Report
7/30	C	Baas, David	Signed as a free agent
	G	White, Chris	Signed as a free agent
	P	Weatherford, Steve	Signed as a free agent
	TE	Hopkins, Christian	Signed as a free agent
	OG	Clouser, Brant	Signed as a free agent
8/1	QB	Carr, David	Signed as a free agent
	RB	Mallett, Martell	waived
	DS	Jones, Chad	waived
	TE	Patrick, Ben	Signed as a free agent
8/2	DT	Watson, Gabe	Signed as a free agent
8/3	RB	Brown, Andre	Signed as a free agent
	RB	Bradshaw, Ahmad	re-signed by the Giants
	WR	Clayton, Michael	re-signed by the Giants
	T	Andrews, Stacy	Signed as a free agent
8/4	DT	Bernard, Rocky	Signed as a free agent
	DT	Parker, Martin	waived injured
8/5	CB	Amukamara, Prince	Signed rookie contract
	CB	Burks, Damell	Signed as a free agent
	CB	Johnson, Bruce	waived injured
8/6	DE	Tollefson, Dave	re-signed by the Giants
8/7	TE	Coats, Daniel	Signed as a free agent
	TE	Patrick, Ben	placed on Reserve/Retired
8/16	WR	Giguere, Sam	waived/injured
	DB	Harris, Cary	waived
	DB	Grant, Deon	Signed as a free agent
	DB	Martin, Derrick	Signed as a free agent
	PK	Lloyd, Ryhs	Signed as a free agent
8/23	DT	Kennedy, Jimmy	Signed as a free agent
	CB	Turenne, Woodny	waived/injury settlement
	CB	Witherspoon, Brian	waived/injured
	CB	Thomas, Terrell	placed on injured reserve
	WR	Giguere, Sam	waived/injury settlement
8/24	LB	Ingram, Kenny	waived
	CB	Williams, Brian	Signed as a free agent
8/30	DT	Austin, Marvin	Placed on Injured Reserve
	WR	Barden, Ramses	Placed on Reserve/PUP
	OL	Koets, Adam	Placed on Reserve/PUP
	WR	Calhoun, Duke	Waived/Injured
9/2	LB	Sinlim, Clint	Placed on Injured Reserve
	DT	Abdulai, Ibrahim	Waived
	CB	Burks, Damell	Waived
	G	Clouser, Brant	Waived
	WR	Watkins, Todd	Waived
9/3	QB	Rosenfels, Sage	Placed on Injured Reserve
	DB	Jackson, Brian	Waived/Injured
	TE	Coats, Daniel	Contract Terminated
	WR	Clayton, Michael	Contract Terminated
	G	Ndukwe, Ikechuku	Contract Terminated
	C	White, Chris	Contract Terminated
	DT	Watson, Gabe	Contract Terminated
	K	Lloyd, Ryhs	Contract Terminated
	QB	Perrilloux, Ryan	Waived
	RB	Brown, Andre	Waived
	RB	Scott, Charles	Waived
	TE	Hopkins, Christian	Waived
	WR	Reynaud, Darius	Waived
	T	Meredith, Jamon	Waived
	T	King, Jarriel	Waived
	C	Cordle, Jim	Waived
	DE	Okpokowuruk, Ayanga	Waived

DE	Marshall, Craig	Waived
DE	Hall, Alex	Waived
DE	Trattou, Justin	Waived
DT	Hendricks, Dwayne	Waived
LB	Tracy, Adrian	Waived
LB	Dillard, Phillip	Waived
DB	Burnett, Joe	Waived
DB	Sims, David	Waived
DB	Tarrant, Jarrard	Waived
P	Dodge, Matt	Waived
9/4 RB	Brown, Andre	Signed to Practice Squad
TE	Hopkins, Christian	Signed to Practice Squad
DE	Trattou, Justin	Signed to Practice Squad
LB	Tracy, Adrian	Signed to Practice Squad
QB	Perrilloux, Ryan	Signed to Practice Squad
DT	Hendricks, Dwayne	Signed to Practice Squad
9/5 C	Cordle, Jim	Signed to Practice Squad
9/6 WR	DePalma, Dan	Signed to Practice Squad
9/10 DE	Trattou, Justin	Signed from Practice Squad
LB	Goff, Jonathan	Placed on Injured Reserve
9/12 WR	Hogan, Chris	Signed to Practice Squad
9/15 DE	Trattou, Justin	Waived
WR	Stokley, Brandon	Signed as a Free Agent
9/17 QB	Perrilloux, Ryan	Practice Squad Contract Terminated
DE	Trattou, Justin	Signed to Practice Squad
9/23 WR	Hixon, Domenik	Placed on Injured Reserve
WR	Clayton, Michael	Signed as a Free Agent
WR	Hogan, Chris	Practice Squad Contract Terminated
QB	Perrilloux, Ryan	Signed to Practice Squad
9/27 QB	Perrilloux, Ryan	Practice Squad Contract Terminated
LB	Coleman, Antonio	Signed to Practice Squad
10/4 QB	Rosenfels, Sage	Contract Terminated from Injured Reserve
WR	Stokley, Brandon	Contract Terminated with Injury Settlement
C	Cordle, Jim	Signed from Practice Squad
OL	Capers, Selvish	Signed to Practice Squad
CB	Tryon, Justin	Signed as a Free Agent
10/5 CB	Williams, Brian	Contract Terminated
10/7 OL	Capers, Selvish	Practice Squad Contract Terminated
QB	Perrilloux, Ryan	Signed to Practice Squad
10/11 DT	Kennedy, Jimmy	Suspended 4 games by NFL
10/12 QB	Perrilloux, Ryan	Practice Squad Contract Terminated
OL	Capers, Selvish	Signed to Practice Squad
10/15 DT	Hendricks, Dwayne	Signed from Practice Squad
10/17 QB	Perrilloux, Ryan	Signed to Practice Squad
10/25 WR	Barden, Ramses	Returned to Practice from PUP
LB	Coleman, Antonio	Practice Squad Contract Terminated
FB	Daniels, Alex	Signed to Practice Squad
10/31 CB	Tryon, Justin	Placed on Injured Reserve
11/1 QB	Perrilloux, Ryan	Practice Squad Contract Terminated
DB	Bing, Brandon	Signed to Practice Squad
11/5 WR	Barden, Ramses	Activated from PUP
11/8 OL	Koels, Adam	Waived from Reserved/PUP
FB	Daniels, Alex	Practice Squad Contract Terminated
DE	Marshall, Craig	Signed to Practice Squad
11/11 DE	Marshall, Craig	Practice Squad Contract Terminated
QB	Perrilloux, Ryan	Signed to Practice Squad
11/16 QB	Perrilloux, Ryan	Practice Squad Contract Terminated
DE	Marshall, Craig	Signed to Practice Squad
11/21 DT	Hendricks, Dwayne	Waived
DT	Kennedy, Jimmy	Activated from Exempt/Commissioner Permission
11/22 DE	Marshall, Craig	Practice Squad Contract Terminated
DT	Hendricks, Dwayne	Signed to Practice Squad
11/23 CB	Coe, Michael	Placed on Injured Reserve
CB	Blackmon, Will	Signed as a Free Agent
11/26 WR	Clayton, Michael	Placed on Injured Reserve
DE	Trattou, Justin	Signed from Practice Squad
QB	Perrilloux, Ryan	Signed to Practice Squad
11/30 QB	Perrilloux, Ryan	Practice Squad Contract Terminated
WR	Stanback, Isalah	Signed to Practice Squad
T	Beatty, Will	Placed on Injured Reserve
LB	Blackburn, Chase	Signed as a Free Agent
12/6 OL	Capers, Selvish	Practice Squad Contract Terminated
QB	Perrilloux, Ryan	Signed to Practice Squad
12/7 T	Andrews, Stacy	Placed on Injured Reserve
T	Ugoh, Tony	Signed as a Free Agent
QB	Perrilloux, Ryan	Practice Squad Contract Terminated
OL	Capers, Selvish	Signed to Practice Squad
12/17 OL	Capers, Selvish	Practice Squad Contract Terminated
QB	Perrilloux, Ryan	Signed to Practice Squad
12/20 QB	Perrilloux, Ryan	Practice Squad Contract Terminated
OL	Capers, Selvish	Signed to Practice Squad
12/31 OL	Capers, Selvish	Practice Squad Contract Terminated
QB	Perrilloux, Ryan	Signed to Practice Squad
1/3 QB	Perrilloux, Ryan	Practice Squad Contract Terminated
OL	Capers, Selvish	Signed to Practice Squad
1/7 OL	Capers, Selvish	Practice Squad Contract Terminated
	Perrilloux, Ryan	Signed to Practice Squad
1/10 QB	Perrilloux, Ryan	Practice Squad Contract Terminated
OL	Capers, Selvish	Signed to Practice Squad
1/14 OL	Capers, Selvish	Practice Squad Contract Terminated
QB	Perrilloux, Ryan	Signed to Practice Squad
1/17 QB	Perrilloux, Ryan	Practice Squad Contract Terminated
OL	Capers, Selvish	Signed to Practice Squad
1/21 OL	Capers, Selvish	Practice Squad Contract Terminated
QB	Perrilloux, Ryan	Signed to Practice Squad



2011 NEW YORK GIANTS GAME-BY-GAME STARTERS



OFFENSE

OPP	WR	LT	LG	C	RG	RT	TE	WR	QB	RB	FB
@WAS	Manningham	Beatty	Diehl	Baas	Snee	McKenzie	Ballard	Nicks	Manning	Bradshaw	Pascoe (TE)
StL	Manningham	Beatty	Diehl	Baas	Snee	McKenzie	Ballard	Nicks	Manning	Bradshaw	Hynoski
@PHI	Andrews (OL)	Beatty	Diehl	Baas	Snee	McKenzie	Pascoe	Nicks	Manning	Bradshaw	Hynoski
@ARI	Manningham	Beatty	Diehl	Baas	Snee	McKenzie	Ballard	Nicks	Manning	Bradshaw	Hynoski
SEA	Manningham	Beatty	Diehl	Boothe	Snee	McKenzie	Ballard	Nicks	Manning	Bradshaw	Andrews (OL)
BUF	Manningham	Beatty	Diehl	Baas	Boothe	McKenzie	Ballard	Nicks	Manning	Bradshaw	Pascoe
MIA	Manningham	Beatty	Diehl	Baas	Snee	McKenzie	Ballard	Nicks	Manning	Bradshaw	Pascoe
@NE	Manningham	Beatty	Diehl	Boothe	Snee	McKenzie	Ballard	Cruz	Manning	Jacobs	Pascoe
@SF	Manningham	Beatty	Diehl	Baas	Snee	McKenzie	Ballard	Nicks	Manning	Jacobs	Pascoe
PHI	Manningham	Beatty	Diehl	Baas	Snee	McKenzie	Ballard	Nicks	Manning	Jacobs	Pascoe
@NO	Cruz	Diehl	Boothe	Baas	Snee	McKenzie	Ballard	Nicks	Manning	Jacobs	Andrews (OL)
GB	Cruz	Diehl	Petrus	Boothe	Snee	McKenzie	Ballard	Nicks	Manning	Bradshaw	Pascoe
@DAL	Manningham	Diehl	Petrus	Boothe	Snee	McKenzie	Ballard	Nicks	Manning	Ware	Cruz (WR)
WAS	Cruz	Diehl	Petrus	Boothe	Snee	McKenzie	Ballard	Nicks	Manning	Bradshaw	Pascoe
@Jets	Cruz	Diehl	Boothe	Baas	Snee	McKenzie	Pascoe	Nicks	Manning	Jacobs	Ugoh (OL)
DAL	Cruz	Diehl	Boothe	Baas	Snee	McKenzie	Pascoe	Nicks	Manning	Jacobs	Hynoski
ATL	Cruz	Diehl	Boothe	Baas	Snee	McKenzie	Ballard	Nicks	Manning	Ware (WR)	Manningham (WR)
@GB	Cruz	Diehl	Boothe	Baas	Snee	McKenzie	Manningham	Nicks	Manning	Bradshaw	Hynoski
@SF	Cruz	Diehl	Boothe	Baas	Snee	McKenzie	Ballard	Nicks	Manning	Bradshaw	Hynoski

DEFENSE

OPP	LDE	LDT	RDT	RDE	SLB	MLB	WLB	LCB	RCB	SS	FS
@WAS	Tollefson	Joseph	Canty	Pierre-Paul	Kiwanuka	Jones	Boley	Webster	Ross	Phillips	Rolle
StL	Tuck	Joseph	Canty	Pierre-Paul	Kiwanuka	Jones	Boley	Webster	Ross	Phillips	Rolle
@PHI	Tuck	Joseph	Canty	Pierre-Paul	Kiwanuka	Grant (DB)	Boley	Webster	Ross	Phillips	Rolle
@ARI	Pierre-Paul	Joseph	Canty	Umenyiora	Kiwanuka	Jones	Boley	Webster	Ross	Phillips	Rolle
SEA	Pierre-Paul	Joseph	Canty	Umenyiora	Kiwanuka	Grant (DB)	Boley	Webster	Ross	Phillips	Rolle
BUF	Pierre-Paul	Grant (DB)	Canty	Umenyiora	Kiwanuka	Williams	Boley	Webster	Ross	Phillips	Rolle
MIA	Tollefson	Bernard	Canty	Pierre-Paul	Kiwanuka	Jones	Boley	Webster	Phillips	Joseph (NT)	Rolle
@NE	Tuck	Joseph	Canty	Umenyiora	Kiwanuka	Grant (DB)	Boley	Webster	Ross	Phillips	Rolle
@SF	Tuck	Joseph	Canty	Umenyiora	Kiwanuka	Grant (DB)	Boley	Webster	Ross	Phillips	Rolle
PHI	Tuck	Joseph	Canty	Umenyiora	Kiwanuka	Grant (DB)	Herzlich	Webster	Ross	Phillips	Rolle
@NO	Tuck	Joseph	Canty	Umenyiora	Kiwanuka	Grant (DB)	Herzlich	Webster	Ross	Phillips	Rolle
GB	Tuck	Joseph	Canty	Pierre-Paul	Kiwanuka	Jones	Boley	Webster	Ross	Phillips	Rolle
@DAL	Tuck	Joseph	Canty	Pierre-Paul	Kiwanuka	Blackburn	Williams	Webster	Ross	Grant	Rolle
WAS	Tuck	Joseph	Canty	Pierre-Paul	Kiwanuka	Blackburn	Boley	Webster	Ross	Phillips	Rolle
@Jets	Tuck	Joseph	Canty	Pierre-Paul	Grant (DB)	Blackburn	Boley	Webster	Ross	Phillips	Rolle
DAL	Tuck	Joseph	Canty	Pierre-Paul	Kiwanuka	Blackburn	Boley	Webster	Ross	Phillips	Rolle
ATL	Tuck	Joseph	Canty	Pierre-Paul	Kiwanuka	Blackburn	Boley	Webster	Ross	Phillips	Rolle
@GB	Tuck	Joseph	Canty	Pierre-Paul	Grant (DB)	Blackburn	Boley	Webster	Ross	Phillips	Rolle
@SF	Tuck	Joseph	Canty	Pierre-Paul	Grant (DB)	Blackburn	Boley	Webster	Ross	Phillips	Rolle

OPP Gameday Inactives

@WAS	Jernigan	Amukamara	Beckum	Petrus	Umenyiora	Brewer	Tuck
StL	Jernigan	Amukamara	Beckum	Petrus	Umenyiora	Brewer	Scott
@PHI	Manningham	Amukamara	Clayton	Petrus	Umenyiora	Brewer	Scott
@ARI	Clayton	Amukamara	Stokley	Petrus	Scott	Brewer	Tuck
SEA	Clayton	Amukamara	Jacobs	Petrus	Baas	Brewer	Tuck
BUF	Hynoski	Amukamara	Jacobs	Snee	Hendricks	Brewer	Tuck
MIA	Scott	Amukamara	Hynoski	Petrus	Hendricks	Brewer	Andrews
@NE	Bradshaw	Amukamara	Hynoski	Bass	Andrews	Brewer	Nicks
@SF	Jernigan	Amukamara	Bradshaw	Hynoski	Petrus	Hendricks	Brewer
PHI	Jernigan	Boley	Bradshaw	Hynoski	Petrus	Hendricks	Brewer
@NO	Martin	Bradshaw	Boley	Beatty	Kennedy	Brewer	Manningham
GB	Scott	Herzlich	Baas	Umenyiora	Kennedy	Andrews	Manningham
@DAL	Jernigan	Phillips	Paysinger	Herzlich	Baas	Ugoh	Umenyiora
WAS	Martin	Beckum	Herzlich	Baas	Umenyiora	Kennedy	Brewer
@Jets	Herzlich	Cordle	Umenyiora	Kennedy	Brewer	Manningham	Ballard
DAL	Barden	Herzlich	Cordle	Trattou	Kennedy	Brewer	Ballard
ATL	Barden	Scott	Herzlich	Cordle	Trattou	Kennedy	Brewer
@GB	Barden	Scott	Herzlich	Cordle	Trattou	Kennedy	Brewer
@SF	Barden	Scott	Herzlich	Cordle	Trattou	Kennedy	Brewer



HOW THE 2011 GIANTS WERE BUILT



1/23/2012

YEAR	DRAFTEES (31)	FREE AGENTS (39)	TRADES/WAIVERS (4)
2011	CB Prince Amukamara (1) DT Marvin Austin (2)+ WR Jerrell Jernigan (3) T James Brewer (4) LB Greg Jones (6a) S Tyler Sash (6b) LB Jacquian Williams (6c) RB Da'Rel Scott (7)	T Stacy Andrews (UFA-SEA)+ C David Baas (UFA-SEA) CB Brandon Bing (FA)* LB Chase Blackburn (FA) CB Will Blackmon (FA) RB Andre Brown (FA) QB David Carr (FA) WR Michael Clayton (FA)+ C Jim Cordle (FA) LB Mark Herzlich (FA) DT Dwayne Hendricks (FA)* TE Christian Hopkins (FA)* FB Henry Hynoski (FA) DT Jimmy Kennedy (FA) DE Craig Marshall (FA)* S Derrick Martin (FA) DT Martin Parker (FA)+ LB Spencer Paysinger (FA) QB Ryan Perrilloux (FA)* WR Isaiah Stanback (FA)* LB Adrian Tracy (FA)* DE Justin Trattou (FA) CB Justin Tryon (FA)+ T Tony Ugoh (FA) P Steve Weatherford (FA) WR Dan DePalma (FA)* WR Chris Hogan (FA)*	
2010	DE Jason Pierre-Paul (1) DT Chad Jones (3)# DT Linval Joseph (2) G Mitch Petrus (5)	TE Jake Ballard (FA) DB Michael Coe (FA)+ WR Victor Cruz (FA) S Deon Grant (UFA-SEA) TE Bear Pascoe (FA) S Antrel Rolle (FA) CB Brian Witherspoon (FA)+	WR Devin Thomas (W-CAR)
2009	WR Hakeem Nicks (1) LB Clint Sintim (2a)+ T Will Beatty (2b)+ WR Ramses Barden (3a) TE Travis Beckum (3b)	DT Rocky Bernard (UFA-SEA) LB Michael Boley (UFA-ATL) DT Chris Canty (UFA-DAL) CB Bruce Johnson (FA)+	
2008	S Kenny Phillips (1) CB Terrell Thomas (2)+ WR Mario Manningham (3) LB Jonathan Goff (5)		
2007	CB Aaron Ross (1) LB Zak DeOssie (4) RB Ahmad Bradshaw (7b)	DE Dave Tollefson (FA) RB D.J. Ware (FA)	WR Domenik Hixon (W-DEN)+ PK Lawrence Tynes (T-KC)
2006	DE Mathias Kiwanuka (1)		
2005	CB Corey Webster (2) DE Justin Tuck (3) RB Brandon Jacobs (4)	T Kareem McKenzie (UFA-NYJ)	
2004	G Chris Snee (2)		QB Eli Manning (T-SD)
2003	DE Osi Umenyiora (2) T David Diehl (5)		

* practice squad, ^reserve/pup, + injured reserve, #injured reserve/non-football injury



2011 GIANTS PLAYERS BY POSITION



1/23/2012

QUARTERBACKS (2)

No	Name	Pos	HT	WT	Exp	College
8	Carr, David	QB	6-3	212	10	Fresno State
10	Manning, Eli	QB	6-4	218	8	Mississippi

RUNNING BACKS (5)

No	Name	Pos	HT	WT	Exp	College
27	Jacobs, Brandon	RB	6-4	264	7	So. Illinois
28	Ware, D.J.	RB	6-0	225	5	Georgia
33	Scott, Da'Rel	RB	5-11	210	R	Maryland
44	Bradshaw, Ahmad	RB	5-10	214	5	Marshall
45	Hynoski, Henry	FB	6-1	266	R	Pittsburgh

WIDE RECEIVERS (6)

No	Name	Pos	HT	WT	Exp	College
12	Jernigan, Jerrel	WR	5-8	189	R	Troy
13	Barden, Ramses	WR	6-6	224	3	Cal Poly
15	Thomas, Devin	WR	6-2	221	4	Michigan State
80	Cruz, Victor	WR	6-0	204	2	Massachusetts
82	Manningham, Mario	WR	6-0	185	4	Michigan
88	Nicks, Hakeem	WR	6-1	208	3	North Carolina

TIGHT ENDS (3)

No	Name	Pos	HT	WT	Exp	College
47	Beckum, Travis	TE	6-3	234	3	Wisconsin
85	Ballard, Jake	TE	6-6	275	2	Ohio State
86	Pascoe, Bear	TE	6-5	283	3	Fresno State

OFFENSIVE LINE (9)

No	Name	Pos	HT	WT	Exp	College
62	Petrus, Mitch	G	6-3	315	2	Arkansas
63	Cordle, Jim	C	6-3	320	1	Ohio State
64	Baas, David	C	6-4	312	7	Michigan
66	Diehl, David	G	6-5	304	9	Illinois
67	McKenzie, Kareem	T	6-6	330	11	Penn State
70	Ugoh, Tony	T	6-5	304	5	Arkansas
76	Snee, Chris	G	6-3	305	8	Boston College
77	Boothe, Kevin	G	6-5	320	6	Cornell
79	Brewer, James	T	6-6	330	R	Indiana

COACHING STAFF

HEAD COACH: Tom Coughlin

Perry Fewell (Defensive Coordinator), Kevin Gilbride (Offensive Coordinator), Tom Quinn (Special Teams Coordinator), Jack Bicknell, Jr. (Assistant Offensive Line), Pat Flaherty (Offensive Line), Kevin Gilbride, Jr. (Offensive Assistant), Peter Giunta (Secondary/Corners), Jim Herrmann (Linebackers), Al Holcomb (Defensive Assistant), Jerald Ingram (Running Backs), Larry Izzo (Assistant Special Teams), Dave Merritt (Secondary/Safeties), Robert Nunn (Defensive Line), Jerry Palmieri (Strength & Conditioning), Markus Paul (Assistant Strength & Conditioning), Michael Pope (Tight Ends), Sean Ryan (Wide Receivers), Mike Sullivan (Quarterbacks).

DEFENSIVE LINE (8)

No	Name	Pos	HT	WT	Exp	College
69	Trattou, Justin	DE	6-4	255	R	Florida
71	Tollefson, Dave	DE	6-4	266	5	NW Missouri St
72	Umenyiora, Osi	DE	6-3	255	9	Troy
73	Kennedy, Jimmy	DT	6-4	302	9	Penn State
90	Pierre-Paul, Jason	DE	6-5	278	2	South Florida
91	Tuck, Justin	DE	6-5	268	7	Notre Dame
95	Bernard, Rocky	DT	6-3	301	10	Texas A&M
97	Joseph, Linval	DT	6-4	323	2	East Carolina
99	Canty, Chris	DT	6-7	317	7	Virginia

LINEBACKERS (8)

No	Name	Pos	HT	WT	Exp	College
53	Jones, Greg	LB	6-0	248	R	Michigan State
55	Paysinger, Spencer	LB	6-2	236	R	Oregon
57	Williams, Jacquian	LB	6-3	224	R	South Florida
58	Herzlich, Mark	LB	6-4	246	R	Boston College
59	Boley, Michael	LB	6-3	230	7	Southern Miss
93	Blackburn, Chase	LB	6-4	242	7	Akron
94	Kiwanuka, Mathias	LB	6-5	267	6	Boston College

DEFENSIVE BACKS (9)

No	Name	Pos	HT	WT	Exp	College
20	Amukamara, Prince	CB	6-0	207	R	Nebraska
21	Phillips, Kenny	S	6-2	217	4	Miami (FL)
22	Martin, Derrick	DB	5-10	198	5	Wyoming
23	Webster, Corey	CB	6-0	200	7	LSU
26	Rolle, Antrel	S	6-0	206	6	Miami (FL)
31	Ross, Aaron	CB	6-0	190	5	Texas
34	Grant, Deon	S	6-2	215	12	Tennessee
36	Blackmon, Will	CB	6-0	206	6	Boston College
39	Sash, Tyler	S	6-0	215	R	Iowa

SPECIALISTS (3)

No	Name	Pos	HT	WT	Exp	College
5	Weatherford, Steve	P	6-2	211	7	Illinois
9	Tynes, Lawrence	PK	6-1	194	8	Troy
51	DeOssie, Zak	LS	6-4	249	5	Brown

NEW YORK GIANTS / WEEK 17 / THROUGH SUNDAY, JANUARY 1, 2012

WON 9, LOST 7				* RUSHING		No.	Yds	Avg	Long	TD						
09/11	L 14-28	at Washington	80,121	Bradshaw	171	659	3.9	37	9							
09/19	W 28-16	St. Louis	78,290	Jacobs	152	571	3.8	28	7							
09/25	W 29-16	at Philadelphia	69,144	Ware	46	163	3.5	17	0							
10/02	W 31-27	at Arizona	60,496	Scott	5	16	3.2	8	0							
10/09	L 25-36	Seattle	78,650	Manning	35	15	0.4	12	1							
10/16	W 27-24	Buffalo	79,243	Cruz	1	3	3.0	3	0							
10/30	W 20-17	Miami	79,302	Weatherford	1	0	0.0	0	0							
11/06	W 24-20	at New England	68,756	TEAM	411	1427	3.5	37	17							
11/13	L 20-27	at San Francisco	69,732	OPPONENTS	435	1940	4.5	80t	15							
11/20	L 10-17	Philadelphia	79,743	* RECEIVING			No.	Yds	Avg	Long	TD					
11/28	L 24-49	at New Orleans	73,068	Cruz	82	1536	18.7	99t	9							
12/04	L 35-38	Green Bay	80,634	Nicks	76	1192	15.7	68	7							
12/11	W 37-34	at Dallas	95,952	Manningham	39	523	13.4	47t	4							
12/18	L 10-23	Washington	78,861	Ballard	38	604	15.9	41	4							
12/24	W 29-14	at New York Jets	79,088	Bradshaw	34	267	7.9	26	2							
01/01	W 31-14	Dallas	81,077	Ware	27	170	6.3	22	0							
		NY-G	Opp.	Jacobs	15	128	8.5	40t	1							
TOTAL FIRST DOWNS		331	338	Pascoe	12	136	11.3	22	0							
Rushing		84	103	Hynoski	12	83	6.9	14	0							
Passing		216	210	Barden	9	94	10.4	26	0							
Penalty		31	25	Beckum	5	93	18.6	67t	1							
3rd Down: Made/Att		77/206	84/220	Hixon	4	50	12.5	22t	1							
3rd Down Pct.		37.4	38.2	D. Thomas	3	37	12.3	14	0							
4th Down: Made/Att		4/13	10/18	Scott	2	13	6.5	9	0							
4th Down Pct.		30.8	55.6	Stokley	1	7	7.0	7	0							
POSSESSION AVG.		29:30	30:30	TEAM	359	4933	13.7	99t	29							
TOTAL NET YARDS		6161	6022	OPPONENTS	361	4417	12.2	74	28							
Avg. Per Game		385.1	376.4	* INTERCEPTIONS			No.	Yds	Avg	Long	TD					
Total Plays		1028	1072	Webster	6	71	11.8	25	0							
Avg. Per Play		6.0	5.6	Phillips	4	50	12.5	31	0							
NET YARDS RUSHING		1427	1940	Ross	4	19	4.8	19	0							
Avg. Per Game		89.2	121.3	Rolle	2	-1	-0.5	0	0							
Total Rushes		411	435	Blackburn	1	9	9.0	9	0							
NET YARDS PASSING		4734	4082	Kiwanuka	1	9	9.0	9	0							
Avg. Per Game		295.9	255.1	Amukamara	1	0	0.0	0	0							
Sacked/Yards Lost		28/199	48/335	Grant	1	0	0.0	0	0							
Gross Yards		4933	4417	TEAM	20	157	7.9	31	0							
Att./Completions		589/359	589/361	OPPONENTS	16	291	18.2	94t	3							
Completion Pct.		61.0	61.3	* PUNTING			No.	Yds	Avg	Net	TB	In	Lg	B		
Had Intercepted		16	20	Weatherford	82	3745	45.7	39.2	6	25	62	0				
PUNTS/AVERAGE		82/45.7	75/44.3	TEAM	82	3745	45.7	39.2	6	25	62	0				
NET PUNTING AVG.		82/39.2	75/40.7	OPPONENTS	75	3321	44.3	40.7	5	28	64	0				
PENALTIES/YARDS		94/795	110/933	* PUNT RETURNS			Ret	FC	Yds	Avg	Long	TD				
FUMBLES/BALL LOST		18/8	21/11	Ross	14	13	99	7.1	18	0						
TOUCHDOWNS		47	46	Blackmon	6	2	25	4.2	16	0						
Rushing		17	15	Cruz	3	2	12	4.0	11	0						
Passing		29	28	Hixon	3	3	31	10.3	18	0						
Returns		1	3	Rolle	2	0	4	2.0	3	0						
* SCORE BY PERIODS		Q1	Q2	Q3	Q4	OT	PTS	Jernigan	0	1	0	---	---	0		
TEAM		70	108	59	157	0	394	TEAM	28	21	171	6.1	18	0		
OPPONENTS		71	115	79	135	0	400	OPPONENTS	41	15	407	9.9	51	0		
* SCORING		TD-Ru-Pa-Rt		K-PAT		FG S		PTS		* KICKOFF RETURNS		No.	Yds	Avg	Long	TD
Tynes		0	0	0	0	43/43	19/24	0	100	D. Thomas		25	607	24.3	40	0
Bradshaw		11	9	2	0			0	68	Scott		14	341	24.4	38	0
Cruz		9	0	9	0			0	54	Jernigan		8	186	23.3	31	0
Jacobs		8	7	1	0			0	50	Blackmon		2	43	21.5	32	0
Nicks		7	0	7	0			0	42	Ware		2	17	8.5	17	0
Ballard		4	0	4	0			0	24	Hynoski		1	15	15.0	15	0
Manningham		4	0	4	0			0	24	TEAM		52	1209	23.3	40	0
Beckum		1	0	1	0			0	6	OPPONENTS		46	1053	22.9	42	0
Boley		1	0	0	1			0	6	* FIELD GOALS		1-19 20-29 30-39 40-49 50+				
Hixon		1	0	1	0			0	6	Tynes		0/0	12/12	3/4	3/5	1/3
Manning		1	1	0	0			0	6	TEAM		0/0	12/12	3/4	3/5	1/3
Ware		0	0	0	0			0	4	OPPONENTS		0/0	9/10	7/8	7/10	2/3
Canty		0	0	0	0			1	2	Tynes: (38B)()		(30G)	(26G)	(26G,50B,23G)	(25G,29G)	
Pierre-Paul		0	0	0	0			1	2	(22G)		(23G,25G)	(48G)	(42G,61N)	(38G,50G)	(23G,26G)
TEAM		47	17	29	1	43/43	19/24	2	394	(40G,44N)		(21G,36G)	(40N,28G)			
OPPONENTS		46	15	28	3	45/45	25/31	1	400	OPP: (39N)		(21G,25G,27G)	(21G,38G,21G)	(27G,27G)		
2-Pt Conv: Ware 2, Bradshaw, Jacobs, TM 4-4,										(51G,43G)		(49G)	(40G)	(27N,32G,45G)	(36G,52G,39G,	
OPP 1-1										(28G)		(33G)	(43N,31G)	(49G,49G,47B)	(36G,43G,25G)	
SACKS: Pierre-Paul 16.5, Umenyiora 9,										(44N)		(52N)				
Tollefson 5, Tuck 5, Canty 4, Kiwanuka 3.5, Joseph 2, Boley 1, Grant 1, J. Williams 1,																
TM 48, OPP 28 FUM/LOST: Manning 8/4, Jacobs 3/0, Ross 2/1, Blackmon 1/0, Boothe 1/0,																
Bradshaw 1/1, Cruz 1/1, Scott 1/1																
* PASSING		Att	Cmp	Yds	Cmp%	Yds/Att	TD	TD%	Int	Int%	Long	Sack/Lost	Rating			
Manning		589	359	4933	61.0	8.38	29	4.9	16	2.7	99t	28/199	92.9			
TEAM		589	359	4933	61.0	8.38	29	4.9	16	2.7	99t	28/199	92.9			
OPPONENTS		589	361	4417	61.3	7.50	28	4.8	20	3.4	74	48/335	86.1			



2011 POSTSEASON NEW YORK GIANTS DEFENSIVE/SPECIAL TEAMS STATISTICS



(3 Games)

DEFENSIVE TACKLES										
PLAYER	ST	AT	TT	TFL	QHT	S - YL	INT - YR	PD	FF	FR
A. Rolle	18	3	21	1	0	0-0	0-0	1	0	1
C. Blackburn	12	7	19	1	0	0-0	0-0	0	0	1
M. Boley	13	4	17	3	2	2-11	0-0	1	0	0
J. Pierre-Paul	13	3	16	3	1	.5-3.5	0-0	2	0	0
D. Grant	10	1	11	0	0	0-0	1-0	3	0	1
J. Williams	10	0	10	0	0	0-0	0-0	2	0	0
C. Webster	10	0	10	0	0	0-0	0-0	2	1	0
K. Phillips	9	1	10	0	0	0-0	0-0	1	1	0
L. Joseph	5	4	9	1	1	0-0	0-0	1	0	0
J. Tuck	7	2	9	1	4	1.5-4.5	0-0	0	0	0
A. Ross	8	0	8	0	0	0-0	0-0	3	0	0
O. Umenyiora	6	2	8	3	5	3.5-20.5	0-0	0	1	0
R. Bernard	4	2	6	1	2	1-8	0-0	1	0	0
M. Kiwanuka	3	2	5	0	1	.5-5	0-0	0	0	0
C. Canty	1	3	4	0	1	0-0	0-0	2	0	0
P. Amukamara	1	1	2	0	0	0-0	0-0	0	0	0
T. Sash	2	0	2	0	0	0-0	0-0	0	0	0
Totals	132	35	167	14	17	6-38	1-0	19	3	3

SPECIAL TEAMS TACKLES			
PLAYER	TACKLES	ASSISTS	TOTAL
G. Jones	6	1	7
T. Sash	2	3	5
W. Blackmon	3	0	3
J. Williams	2	0	2
D. Grant	2	0	2
T. Beckum	1	0	1
C. Blackburn	1	0	1
D. Thomas	1	0	1
S. Paysinger	1	0	1
D. Martin	1	0	1
Totals	20	4	24

SPECIAL TEAMS MISC STATS
J. Williams - 1 forced fumble at SF
D. Thomas - 2 fumble recoveries at SF

KEY: ST - solo tackles, AT - assisted tackles, TT - total tackles, TFL - tackles for loss, QHT - quarterback hits, S - YL - sacks and yards lost, INT- YR - interceptions and yards returned, PD - passes defended, FF - forced fumbles, FR - fumble recoveries.

SACKS (9): O. Umenyiora (3.5) - .5 for 5 at SF, 2 for 12 at GB, 1 for 8 yards vs. Atlanta; M. Boley (2) - 2 for 11 yards at GB; J. Tuck (1.5) - 1.5 for 4.5 at SF; R. Bernard (1) - 1 for 8 yards vs. Atlanta; M. Kiwanuka (.5) - .5 for 5 at SF.

INTERCEPTIONS (1): D. Grant (1) - 1 for 0 yards at GB.

TURNOVER TABLE								
	TURNOVERS FORCED			TURNOVERS CONVERTED				
	Fumbles	INT	Total	TD's	FG's	Total	Pct. Conv	Points
Giants	5	1	6	2	2	4	67%	20
Opponent	0	1	1	0	0	0	0%	0

PERFORMANCE INSIDE THE TWENTY								
	# of Times	Scores	Pct.	TD's	FG's	Points	Total Pts.	% of Total Pts
Giants	12	11	92%	5	6	53	81	65%
Opponent	5	4	80%	2	2	20	39	51%

Giants	56	47	84%	32	15	271	394	66%
Opponent	61	48	79%	34	15	283	400	71%



2011 Giants Season Notes

2011 GIANTS SEASON NOTES

By Michael Eisen

EAST RUTHERFORD, N.J. – Notes and statistics regarding the Giants and Super Bowl XLVI.

SUPER BOWL NOTES

*The Giants are 3-1 in Super Bowls. Their last two Super Bowl victories were by a total of four points (20-19 over Buffalo Super Bowl XXV and, and a three-point triumph vs. New England 17 years later).

Game	Date	Opponent	Site	Result
Super Bowl XXI	Jan. 25, 1987	Denver Broncos	Pasadena	Won, 39-20
Super Bowl XXV	Jan. 27, 1991	Buffalo Bills	Tampa	Won, 20-19
Super Bowl XXXV	Jan. 28, 2001	Baltimore Ravens	Tampa	Lost, 34-7
Super Bowl XLII	Feb. 3, 2008	New England Patriots	Phoenix	Won, 17-14

*The Giants are 3-0 in Super Bowls vs. opponents they faced in the regular season (beating Denver, Buffalo and New England) and 0-1 when facing a Super Bowl foe they did not play that season (Baltimore). The Giants defeated the Patriots in Foxboro, 24-20, on Nov. 6.

*This is the 13th Super Bowl that is a rematch of a regular season game. The teams winning the first game are 5-7 in the Super Bowl (the Giants are 3-0, the other winners are 2-7). Teams that won on the road in the regular season are 2-4 in the Super Bowl. This is the first Super Bowl rematch since the Giants and Patriots met in Super Bowl XLII.

*The Giants are one of eight franchises to win at least three Super Bowls. The others are Pittsburgh (5), San Francisco (5), Dallas (5), Green Bay (4), the Raiders (3), Washington (3) and New England (3).

*The Giants will be the 10th franchise to play in at least five Super Bowls, joining San Francisco, Green Bay, Pittsburgh, Dallas, the Raiders, Washington, New England, Miami and Denver.

*The Giants have won six title games and seven championships overall. They won NFL championship games in 1934, 1938 and 1956, plus the three Super Bowls. The Giants also won the NFL in 1927, before championship games were played.

*The Giants are the 15th team to reach the Super Bowl by winning three playoff games – and the sixth in the last seven seasons. Those teams are 8-6 in the Super Bowl, including the Giants in 2007 and the Green Bay Packers last year.

*The Giants were the first franchise to win Super Bowls in three consecutive decades. They won Super Bowl XXI following the 1986 season, Super Bowl XXV in 1990 and Super Bowl XLII in 2007. They are also the first franchise to win Super Bowls in three decades overall (not just consecutive decades) if the determining factor is the season in which the titles were won. Pittsburgh won four Super Bowls in the 1970s, though the last of those games was actually

played on Jan. 20, 1980. They didn't win again until 2004. Dallas won twice in the 70s and thrice in the 90s, San Francisco four times in the 80s and once in the 90s.

*The Giants are the third team since the introduction of the 16-game schedule in 1978 to reach the Super Bowl after finishing the regular season with a 9-7 record. The 1979 Rams and 2008 Arizona Cardinals were 9-7. Both of those teams lost the Super Bowl to Pittsburgh.

*The Giants were 4-4 at home this season. Of the 92 teams to reach the Super Bowl, only four do so with a home record of .500 or worse – and the Giants account for two of the four. In 2007, they were 3-5 at home and were the first – and still only – team to advance to the Super Bowl with a sub-.500 record at home. The 1979 Los Angeles Rams and the 1988 San Francisco 49ers were both 4-4 at home.

*The Giants this season scored 394 points and allowed 400 to become the first team in history to reach the Super Bowl with a negative point differential.

*The Giants finished last in the NFL in rushing yards in 2011 with an average of 89.2 yards a game. Only three teams have reached the Super Bowl after they had the league's fewest rushing yards – all within the last four seasons. The Giants joined the 2008 Cardinals and the 2009 Colts as Super Bowl teams with the league's fewest rushing yards.

*This season was the first in which the Giants finished last in the league in rushing since 1953. It was their lowest per-game rushing average since 1999 (88.0). The Giants were also last with an average of 3.5 yards a carry, the first time they finished at the bottom in that category since 1975. It was their lowest per-carry output since 1999, when they averaged 3.27 yards.

*The Giants won the coin toss in Super Bowl XLII, the first time they had won the toss and the game in the Super Bowl. Previously, they had lost the coin toss in the two Super Bowls they won and won the coin toss in the Super Bowl they lost. The team that has won the coin toss is 22-23 all-time in the Super Bowl.

*Super Bowl XLVI will be played indoors in Lucas Oil Stadium. The Giants are 27-16 playing in domes in the regular season, plus 1-0 in Super Bowl XLII. They are 10-4 under Tom Coughlin in regular season indoor games, plus the Super Bowl. The Giants have won four of their last five indoor games.

*Since they were 7-7, the Giants have won five consecutive games in which they've outscored their opponents 141-67.

*The Giants have 15 players on their current roster who played in the Super Bowl XLII four years ago.

Eli Manning, Brandon Jacobs, Chris Snee, David Diehl and Kareem McKenzie started on offense. Current starters Ahmad Bradshaw and Kevin Boothe were reserves.

Osi Umenyiora, Aaron Ross and Corey Webster are the only defensive starters remaining. Justin Tuck, Chase Blackburn and Dave Tollefson were reserves.

Kicker Lawrence Tynes and long snapper Zak DeOssie (who then handled only the punt snaps because Jay Alford did the placekicks) are still in their respective positions.

Running back D.J. Ware was on the roster but was inactive for the game.

Four Giants have Super Bowl experience with other teams: Rocky Bernard with Seattle in 2005, Deon Grant with Carolina in 2003, Antrel Rolle with Arizona in 2008 and Tony Ugoh with Indianapolis in 2009.

GIANTS POSTSEASON NOTES

*The Giants are making their NFL record 31st postseason appearance, which they earned with their record 23rd first-place finish, the 2011 NFC East title.

*With their 9-7 record, the Giants have finished .500 or better for seven consecutive seasons, their longest streak a since they did it 10 years in a row from 1954-63.

*This is the first time since the 1970 merger that the NFC East champion had fewer than 10 victories. The last time the Giants played in a division in which the titlist had single-digit victories was 1967. That year, they finished 7-7 in the Century Division of the NFL's Eastern Conference. The Cleveland Browns won the division with a 9-5 record. The Giants haven't finished in first place with less than 10 victories since 1958, when their 9-3 mark tied Cleveland atop the Eastern Conference. The Giants won the conference playoff before losing to Baltimore, in overtime, 23-17, in the Greatest Game Ever Played.

*The Giants are one of six teams in this year's playoffs that did not qualify for the postseason in 2010. It is the 16th consecutive season at least five teams qualified for the playoffs that did not reach the postseason the year before.

*The Giants defeated the San Francisco 49ers, 20-17 in overtime, on January 22 to improve to 5-0 in NFC Championship Games. The Giants also won the NFC title in 1986, 1990, 2000 and 2007.

*The Giants are 3-0 on the road in the NFC Championship Game, winning twice in San Francisco and once in Green Bay (2007). It was the second time they defeated the 49ers in a championship in Candlestick Park on a last-play field goal. In the 1990 title, game, Matt Bahr kicked a 42-yard field goal as time expired to give the Giants a 15-13 victory. A week later, the Giants defeated Buffalo in Super Bowl XXV.

*There have five NFL/NFC championship games decided in overtime and the Giants have played in three of them. They lost the 1958 league championship game to the Baltimore Colts and defeated Green Bay in 2007 and San Francisco on Sunday in conference title games. The

other NFC overtime games were Atlanta's 30-27 victory at Minnesota in 1998 and New Orleans 31-28 triumph over the Vikings two years ago.

*The Giants played in a record 19th championship game. Dallas is second with 16 title games. The Giants are 8-11 in championship title games – 3-11 in NFL Championship Games prior to the 1970 merger and 5-0 in NFC Championship Games after it.

*The championship game was the fourth time – and the first time in the NFC - a fourth seed and a second seed met for a conference championship since 1990, the first season a sixth playoff team was added in each conference. The No. 4 seeds are 4-0 in such games. The Giants joined the 1992 Buffalo Bills (defeated Miami), the 1997 Denver Broncos (defeated Pittsburgh) and the 2000 Baltimore Ravens (defeated Oakland) as No. 4 seeds that beat No. 2 seeds in conference title games. The Bills lost the Super Bowl, the Broncos and Ravens won it.

*The Giants won their fifth consecutive road playoff game (three in 2007 and two this season), an NFL record. They had shared the mark with Dallas (1975, 1978 and 1980 seasons) and matched by Carolina (2003 and 2005 seasons).

*The title game was the 47th postseason game in the history of the Giants franchise. That is third-most in NFL history, behind Dallas (58 postseason games) and Pittsburgh (53).

*The Giants are 23-24 in the postseason. The 23 victories tie the Giants with Washington for sixth among NFL franchises.

*The Giants are 4-4 against San Francisco in the postseason. The four playoff victories is their highest total against any opponent. They have three against both Chicago and Green Bay.

*This was the eighth playoff game between the Giants and 49ers, tying an NFL record. The Giants and Chicago Bears and the Dallas Cowboys and the Rams (when they were based in Los Angeles) have also met eight times in the postseason.

*The Giants-49ers postseason series is now tied 4-4. The regular season series is tied, 14-14. Total points in the 36 games: 49ers, 738; Giants, 729.

*The Giants are 7-10 in Candlestick Park - 5-6 in the regular season and 2-4 postseason.

*Since 1981 – their first post-merger playoff season – the Giants are 12-5 in postseason games against teams they faced in the regular season (including victories the last two weeks in Green Bay and San Francisco). They are 3-2 against the 49ers in such games.

*The Giants played an overtime period for the first time since Nov. 22, 2009, a 34-31 victory over Atlanta in Giants Stadium. It was the fourth postseason overtime game in franchise history. The Giants lost both home games (the 1958 NFL Championship Game to Baltimore and a 1989 Divisional Playoff Game to the Rams), but won both road games, including the 2007 NFC Championship Game in Green Bay.

*The Giants have won seven consecutive overtime games, including the two championship games, since their last loss on Nov. 27, 2005 at Seattle. The streak started on Dec. 11, 2005 at Philadelphia.

*Despite the wet and windy weather, the Giants did not have a turnover. It was the seventh consecutive game in which they did not lose a fumble, their longest such streak since 2008. The Giants did not commit a turnover in three of their last four games, including the regular season finale vs. Dallas. They have won their last eight games (regular season and postseason) in which they did not turn the ball over.

* The Giants' defense held San Francisco to one successful third down conversion on tries – and that was on the final play of the fourth quarter, when the Niners snapped the ball from their own 38 and the Giants were playing back to prevent a miracle. It was the second season in a row the NFC Championship Game loser was 1-for-13 on third downs. Chicago converted just once last year against Green Bay. The last Giants postseason opponent to succeed on no more than one third down on at least 13 opportunities was Washington, which went 0-for-14 in the 1986 NFC Championship Game.

*The Packers failed on a fourth-down conversion attempt in the fourth quarter when Aaron Rodgers was sacked for a six-yard loss by Michael Boley. The Giants have stopped five consecutive opponent fourth-down conversion attempts, including one against Dallas in the regular season finale and three last week vs. Atlanta.

*The Giants threw a franchise postseason-record 58 passes in the Giants' victory in San Francisco. It was the first time in Giants history they won a game in which they threw at least 50 passes. Their regular season record in such games is 0-18, including 0-16 in games in which one quarterback threw all of the passes. Manning was the quarterback in two of those games, Nov. 27, 2005 at Seattle and Dec. 16, 2007 vs. Washington. He threw 53 passes in each of those Giants defeats.

*In defeated the Packers in an NFC Divisional Playoff Game, the Giants won a playoff game in Lambeau Field for the second time in four seasons to become the first visiting team to win two postseason games there - and they did it in consecutive Packers postseason home games. The Packers had not hosted a playoff game since losing to the Giants in the 2007 NFC Championship Game.

*The victory over Green Bay was the third time the Giants eliminated the defending Super Bowl champions from the playoffs. In 1985, they defeated the 49ers in an NFC Wild Card Game in Giants Stadium, 17-3 and five years later, they beat the Niners in San Francisco in the NFC Championship Game.

*The Giants enjoyed payback for the 38-35 loss the Packers pinned on them on Dec. 4. This was the second time the Giants lost to a team that finished 15-1 or better in the regular season, but won a postseason rematch. In 2007, they lost the season finale to 16-0 New England, 38-35, but reversed the outcome with a 17-14 victory in Super Bowl XLII.

*The Giants became the first No. 4 seed in the NFC to defeat a No. 1 seed in the divisional round of the playoffs. The NFC fourth seeds are now 1-8 in such games and 5-15 overall, including Denver's loss at New England this season. NFC No. 1 seeds were 19-0 in the divisional round from 1988-2006. In the last five seasons, they are 1-4.

*The 37 points was the Giants' fifth-highest total in the postseason game and the most points they scored since a 39-38 wild card loss in San Francisco on Jan. 5, 2003. It was their highest total in a playoff victory since the 41-0 rout of Minnesota in the 2000 NFC Championship Game.

*The Giants scored 17 points in the fourth quarter, their highest-scoring final quarter in a postseason game since Dec. 9, 1934, when they put 24 points on the board in a 30-13 victor over the Chicago Bears in the NFL Championship Game – better known as the “Sneakers Game.”

*The Giants' 172 rushing yards in their wild card victory over Atlanta was their highest total since they ran for 213 yards in the victory over Minnesota on Dec. 13, 2010. Their previous best in the 2011 season was 122 yards in a victory over Buffalo on Oct. 16.

*The Giants are 8-1 this season when they rush for at least 100 yards.

TOM COUGHLIN

*With a victory in the NFC Championship Game, Coughlin improved to 11-7 as a head coach in postseason games, including 7-3 with the Giants. The 11 victories tie him with three coaches, including two former Giants coaches, for the seventh-highest total in NFL history:

Coaches Postseason Victories:

20: Tom Landry

19: Don Shula

17: Bill Belichick, Joe Gibbs

16: Chuck Noll

13: Mike Holmgren

12: Bill Cowher

11: Tom Coughlin, Bill Parcells, Dan Reeves, Marv Levy

Coughlin and Belichick are the only two active coaches on the list and will face each other in Super Bowl XLVI.

*The victory in San Francisco was Coughlin's seventh on the road in the postseason as a head coach, tying Tom Hall of Famer Tom Landry for the most in NFL history. Coughlin is 7-4 on the road in the playoffs (5-1 with the Giants). Landry was 7-7.

*Coughlin's seventh postseason victory with the Giants is one less than Parcells' Giants' record. Parcells was 8-3, a record Coughlin will match with a victory in the Super Bowl.

*In his 16-year head coaching career, Coughlin has 142 regular season victories and 11 postseason triumphs. The 153 victories tie him with Giants Hall of Fame coach Steve Owen for 18th place on the NFL's career list. Marv Levy is 17th with 154.

*The 142 regular season victories (74 with the Giants) tie him with new St. Louis Coach Jeff Fisher for 19th place on the all-time list.

*Coughlin has led the Giants to the postseason for the fifth time, tying him with Bill Parcells for the most appearances by a Giants coach. This is Coughlin's ninth postseason appearance, including four with the Jacksonville Jaguars.

*Coughlin is 2-2 conference championship games, losing twice in Jacksonville in the AFC Championship Game and winning twice with the Giants.

*Coughlin is 6-3 in postseason games against teams he faced in the regular season, including victories over Green Bay and San Francisco this year and New England in Super Bowl XLII.

*Coughlin will be 65 years 158 days old on Super Bowl Sunday, making him the second-oldest head coach in a Super Bowl. Buffalo's Marv Levy was 68 years old when he coached the last of his four Super Bowls in January 1993. Coughlin would be the oldest coach to win a Super Bowl; he is currently the third-oldest:

Name	Team	Super Bowl	Years	Days
Dick Vermeil	St. Louis	XXXIV	63	92
Weeb Ewbank	Jets	III	61	251
Tom Coughlin	Giants	XLII	61	156

*With Coughlin and New England's Bill Belichick, who is 59, this is the first Super Bowl matchup of coaches who are each at least 59 years old.

*Coughlin and Belichick have combined for 28 postseason victory and 345 total victories, both the highest total by two coaches facing each other in a Super Bowl.

*Coughlin is one of 28 head coaches to win a Super Bowl, and the second to win one with the Giants (Bill Parcells won two). He is one of 18 coaches with a perfect Super Bowl record. With a victory over the Patriots, he will become the eighth head coach with at least two Super Bowl victories.

ELI MANNING

*Manning and New England's Tom Brady will be the starting quarterbacks in the Super Bowl, as they were four years ago. It's the third starting quarterback rematch in Super Bowl history, joining Pittsburgh's Terry Bradshaw and Dallas' Roger Staubach in Super Bowls X and XIII and Dallas' Troy Aikman and Buffalo's Jim Kelly in Super Bowls XXVII and XXVIII. Bradshaw and Aikman won both games.

*With a victory in the NFC Championship Game, Manning improved to 7-3 as a starting quarterback in the postseason, including 5-1 on the road. The five road postseason victories are an NFL record. Manning had been tied with five other quarterbacks, including Baltimore's Joe Flacco, whose Ravens lost the AFC Championship Game in New England. The Note: Elias Sports Bureau counts Super Bowls as neutral site games.

*In San Francisco, Manning completed 32 of 58 passes for 316 yards, two touchdowns and no interceptions. The attempts and completions both shattered the Giants' previous postseason records – both, ironically, which had been set in San Francisco. The record for attempts was 44 by Phil Simms on Dec. 29, 1984. The completions mark had been 29 by Kerry Collins on Jan. 5, 2003. The 33 completions also tied Manning with five other quarterbacks - including his brother, Peyton – for the fourth-highest total in a postseason game.

*Manning's 316 yards were the second-highest total of his postseason career; he threw for 330 yards in the divisional playoff victory in Green Bay. It is the fourth-highest postseason total in Giants history. Manning is the first quarterback in Giants history with back-to-back 300-yard games.

*Manning now owns the franchise postseason records for passes (316), completions (190), completion percentage (60.13), yards (2,220) and touchdown passes (16).

*Manning, the first overall selection of the 2004 NFL Draft, and Alex Smith, the first choice of the 2005 draft, were the starting quarterbacks. It was the second time since the 1970 AFL-NFL merger that both starting quarterbacks in a conference championship game were number one overall picks in an NFL draft. The other time it happened was the 1998 AFC Championship Game on Jan. 17, 1999 – 13 years ago today – when Denver's John Elway and the Jets' Vinny Testaverde were the quarterbacks. The Broncos won, 23-10.

*Manning is one of 29 starting quarterbacks to win a Super Bowl. He's also one of two Mannings to do so. His brother, Peyton, led the Indianapolis Colts to the title in 2006 year. The Mannings were the 18th set of brothers to play in the Super Bowl. They were the first pair of brothers to play quarterback.

*Manning is one of 19 quarterbacks to win a Super Bowl without losing one.

*With a Giants victory, Manning would become the 11th quarterback to win at least two Super Bowls.

*Manning is one of seven quarterbacks taken with the first overall selection in the NFL Draft to start a Super Bowl. The others are Terry Bradshaw (4-0 in Super Bowls), Jim Plunkett (2-0), John Elway (2-3), Troy Aikman (3-0), Drew Bledsoe (0-1) and Peyton Manning (1-0). The former No. 1 choices are 13-4 in Super Bowls.

*Manning will be the first quarterback to start two Super Bowls for the Giants. In their first four Super Bowls, four different quarterbacks started for the Giants. The others were Phil Simms, Jeff Hostetler and Kerry Collins. The Giants were the first team to start a different quarterback in

each of their first four Super Bowls. Only two other teams have started four different quarterbacks in a Super Bowl, though not in the franchise's first four games. The Raiders have started Daryle Lamonica, Ken Stabler, Jim Plunkett and Rich Gannon. Washington's four Super Bowl quarterbacks were Billy Kilmer, Joe Theismann, Doug Williams and Mark Rypien.

*Manning was named the Most Valuable Player in Super Bowl XLII after completing 19 of 34 passes for 255 yards, two touchdowns and an interception that caromed off Steve Smith's hands. That was one of 24 times in Super Bowl history a quarterback was named MVP, including Drew Brees and Aaron Rodgers the last two years.

*Manning joined Phil Simms in Super Bowl XXI and Ottis Anderson in Super Bowl XXV as Giants who have won the game's MVP award.

*Manning is the only quarterback to wear No. 10 and win a Super Bowl. The only other starting quarterback to wear No. 10 in a Super Bowl was Minnesota's Fran Tarkenton in Super Bowls VIII, IX and XI.

*Manning set Giants single-season records in 2011 for pass attempts (589), completions (359) and yards (4,933). The yardage total was the fourth-highest in the NFL this season, but the sixth-highest in history. Manning's 29 touchdown passes were the second-highest total of his career (he had 31 last year) and his 16 interceptions were nine fewer than he threw in 2010. His passer rating of 92.9 was the second highest of his career (he had a 93.1 rating in 2009).

*Manning was selected to his second Pro Bowl; he also went in 2008.

*Manning was the first NFL quarterback to throw at least four touchdown passes of at least 72 yards since Kurt Warner of St. Louis in 2000 (six). He was the first Giants quarterback to do it since Earl Morrall threw four in 1965.

*With Manning throwing every pass, the Giants set a team record with 295.5 passing yards a game. Actually, they obliterated it. The former record, set in 2009, was 251.2 yards.

*The Giants had at least 200 passing yards in every game in a season for the first time in their history

*The Giants led the NFL with 18 completions of 40 or more yards this season. Green Bay and Detroit tied for second with 16.

*The Giants finished fifth in the NFL in passing yards, their highest ranking since they finished fifth in 1984.

*Manning's 72-yard touchdown pass to Hakeem Nicks in the wild card victory over Atlanta is tied for the longest postseason play in Giants history. On Jan. 3, 1982, Scott Brunner threw a 72-yard pass to Earnest Gray. Manning's previous long postseason pass was a 52-yard touchdown to Amani Toomer in an NFC Divisional Playoff Game at Dallas on Jan. 13, 2008. It was Manning's

fifth touchdown pass of more than 70 yards this season and the first caught by someone other than Victor Cruz.

*Manning threw for 346 yards in the regular season finale vs. Dallas. It was the Manning's eighth 300-yard game of the season and the 22nd of his career, breaking a tie with Phil Simms and moved him into first place on the Giants' career list.

*Manning's four-yard touchdown pass to Hakeem Nicks with 3:41 remaining vs. the Cowboys was his 15th this season in the fourth quarter, an NFL record. Manning had been tied at 14 with Hall of Famer Johnny Unitas (1959) and Peyton Manning (2002).

*Manning was selected NFC Offensive Player of the Week for his performance in a Week 3 victory at Philadelphia. Manning completed 16 of 23 passes for 254 yards, four touchdowns and no interceptions in a 29-16 victory in Philadelphia. It was the sixth four-touchdown game of Manning's career and his first since Dec. 19, 2010, also against the Eagles. Manning's passer rating was 145.7, his highest ever in a game in which he threw more than 10 passes. It was the fifth-highest passer rating by a Giants quarterback since the NFL went to a 16-game schedule in 1978.

*In a 29-16 victory over the Jets on Dec. 24, Manning threw a 99-yard touchdown pass to Victor Cruz. It was the longest play in the 87-year history of the Giants. The previous long play was a 98-yard pass from Earl Morrall to Homer Jones at Pittsburgh on Sept. 11, 1966. It was the fourth pass of at least 90 yards in Giants history.

*Manning's previous long throw was a 92-yard touchdown to Mario Manningham in the 2010 season finale at Washington on Jan. 2, 2011.

*On the same day Manning threw his 99-yard touchdown pass, Carolina's Cam Newton threw a 91-yard touchdown pass to Brandon LeFell. It was the first time in history two different quarterbacks threw touchdown passes of at least 90 yards on the same day.

*Manning's pass to Cruz was the 13th 99-yard touchdown pass (and the 14th 99-yard play from scrimmage) in NFL history. On Sept 12, New England's Tom Brady and Wes Welker hooked up for a 99-yard touchdown pass against the Dolphins in Miami. This is the first season in NFL history with two 99-yard touchdown passes – and they were thrown by the quarterbacks that will start in the Super Bowl.

*Manning has started 119 consecutive regular season games, the third-longest streak by a quarterback in NFL history.

PLAYER	TEAMS	YEARS	CONSECUTIVE STARTS
Brett Favre	Packers, Jets, Vikings	1992-2010	297
Peyton Manning	Colts	1998-2010	208
Eli Manning	Giants	2004-Present	119
Ron Jaworski	Eagles	1977-1984	116

Tom Brady	Patriots	2001-2008	111
Joe Ferguson	Bills	1977-1984	107

*Philip Rivers, the quarterback for whom Manning was traded on draft day in 2004, has the second-longest starting streak among active quarterbacks at 96 consecutive games.

*Manning is 69-50 (.580) as a starter in the regular season.

*Manning led the Giants to five victories this season in which they trailed tied in the fourth quarter – plus one more in the NFC Championship Game. According to the Elias Sports Bureau, the Giants’ five victories after trailing in the fourth quarter tie the franchise record set in 2002.

In Dallas, the Giants became just the second team this season to win a game by overcoming a deficit of at least 12 points with less than five minutes to play in the fourth quarter. Denver did it at Miami on Oct. 23 in Tim Tebow’s first start.

It was the first time the Giants won under such circumstances since Sept. 21, 1969, when they trailed Minnesota, 23-10, before Fran Tarkenton threw two touchdown passes to Don Herrmann in the final 4:48 for a 24-23 victory. The victory in Dallas was the first time in their 87-year history the Giants overcame a deficit of at least 12 points with less than five minutes remaining to win on the road.

The victory in Dallas was the second game this season in which the Giants won by scoring two touchdowns in the final 3½ minutes. They did it at New England on Nov. 6, though the second, game-winning score was necessitated by a touchdown the Patriots scored between the two by the Giants.

WIDE RECEIVERS

*Victor Cruz had one of the greatest seasons by a wide receiver in Giants history – after entering the season with zero career catches in three games and two in the first two games this season. He had 82 receptions, tying Amani Toomer (2002) for second place on the Giants’ single-season list. Steve Smith’s team record of 107 catches in 2009 remained safely in the distance.

*Cruz’s 1,536 yards broke Toomer’s former team record of 1,343 by 193 yards. The yardage total left him third in the NFL, behind only Detroit’s Calvin Johnson and New England’s Wes Welker and directly in front of Arizona’s Larry Fitzgerald. It’s an interesting foursome. Johnson was the second overall selection of the 2007 NFL Draft and Fitzgerald was the picked third overall in 2004. Welker and Cruz had to make it in the NFL as undrafted free agents.

*Cruz is the first Giants player to finish in the top three in receiving yards since Toomer in 2002, when his 1,343 yards and finished third in the league.

*Cruz’s 18.7-yard average was the highest among the 72 players who had at least 50 catches this season and was the highest by a Giant with at least 50 receptions since Del Shofner averaged 21.4 yards on 53 catches in 1962.

*No NFL receiver had averaged at least 18.7 yards on at least 82 catches since St. Louis' Torrey Holt in 2000 (19.9-yard average on 82 receptions).

*In the Giants' NFC East-clinching victory over Dallas on New Year's Night, Cruz caught six passes for 178 yards, a 29.6-yard average that was the highest in a game by a Giant with at least six receptions since Toomer averaged 30.2 yards (six catches for 181 yards) in a victory over the Jets on Dec. 5, 1999.

*Cruz had seven 100-yard games this season, breaking the former franchise record of five, set by Shofner in 1963 and tied by Homer Jones in 1968.

*Cruz had four touchdown receptions of more than 70 yards this season. According to the Elias Sports Bureau, no pro player had done that since Otis Taylor of the then AFL Kansas City Chiefs in 1966. No Giants receiver had accomplished the feat since Jones in 1965.

*Cruz also had a 68-yard touchdown reception. His five touchdown catches of at least 65 yards are the second-most in a season in NFL history. The record of six was set by Hall of Famer Elroy (Crazy Legs) Hirsch in 1951.

*Cruz caught 10 passes for 142 yards (including eight for 125 yards in the first half) in the NFC Championship Game. The 10 receptions tied Cruz with Ike Hilliard for the second-highest total by a Giant in a postseason game. The record of 11 was set by Plaxico Burress in the 2007 NFC Championship Game in Green Bay. The 10 catches ties Cruz with three other players, including Hilliard, for the third-highest total ever in a championship game.

*Cruz's 142 yards was the fifth-highest postseason total in Giants history and was nine yards behind Burress' 151 in Green Bay, which is fourth.

*Cruz caught six passes for 178 yards (29.7-yard average), including a 74-yard touchdown in the regular season finale vs. Dallas. The 178 yards was the highest total by a Giant since Plaxico Burress had 205 in a victory over St. Louis on Oct. 2, 2005.

*Hakeem Nicks caught five passes for 55 yards in the NFC Championship Game. In three postseason games he has 18 receptions for 335 yards. The 18 catches is tied for the second-highest total by a Giant in a single postseason (Burress had 18 in 2007). The record of 21 was set by Amani Toomer in 2007. Cruz has 17 receptions this postseason.

*Nicks' 355 yards in just three career postseason games is good for third on the Giants' list. Mark Bavaro is second with 366 postseason receiving yards.

*Nicks is averaging 18.6 yards per catch, easily besting the former Giants records of 13.9 held by Frank Gifford (17 catches for 236 yards) for receivers with at least 15 receptions.

*When Nicks reached high to catch Manning's Hail Mary pass as time expired in the second quarter Sunday, it was the first time in Giants postseason history they scored a touchdown at

0:00 of a second or fourth quarter. The last NFL team to score such a touchdown in a playoff game was, ironically, the Packers, exactly one year earlier. On Jan. 15, 2011, Tramon Williams intercepted a Matt Ryan pass and returned it 70 yards for a touchdown as the clock hit all zeroes leading to halftime in Green Bay's 48-21 rout of the Falcons in a divisional playoff game.

*Nicks caught seven passes for 165 yards and two touchdowns in the divisional round victory in Green Bay. The 165 yards were the second-highest total by a Giant in a postseason game. Bob Schnelker holds the record with 175 receiving yards at Baltimore on Dec. 27, 1959.

*With 115 and 165 receiving yards in the Giants' victories over Atlanta and Green Bay, Nicks became the first Giant with two career 100-yard receiving games in the postseason.

*Nicks' average of 23.57 yards per catch in Green Bay was the highest ever by a Giant with more than four receptions in a postseason game.

*Nicks caught two touchdown passes in the Giants' victories over Atlanta and Green Bay. He joins Amani Toomer as the only Giants to score at least two touchdowns in at least two postseason games.

*Nicks' four postseason receiving touchdowns are second in Giants history behind Toomer's seven.

*In the regular season, Nicks had 76 receptions for 1,192 yards and seven scores. This is the first season in Giants history in which they had two 1,000-yard receivers.

RUNNING BACKS

*Ahmad Bradshaw rushed for 659 yards to lead the Giants for the second year in a row, despite missing four games with a foot injury. Brandon Jacobs was second with 571 yards.

*Bradshaw rushed for 74 yards on 20 carries in the NFC Championship Game. He increased his career postseason rushing total to 408 yards, which places him third in franchise history. Brandon Jacobs, who rushed for 13 yards vs. the 49ers, is second with 424. Joe Morris is first with 553.

*Bradshaw's has 94 postseason rushing attempts and his 4.34 postseason yards-per-carry average is the highest in Giants postseason history (minimum 50 attempts).

*Bradshaw's five-yard rushing touchdown on Jan. 1 vs. Dallas was his ninth of the season, breaking the career-high of eight he set in 2010 – which broke the career-high of seven he established in 2009. It was the second year in a row a Giants back rushed for nine touchdowns; Jacobs did it in 2010.

*Jacobs scored the Giants' final touchdown in the divisional playoff in Green Bay on a 14-yard run with 2:36 remaining. It was his fifth postseason touchdown (fourth rushing), which broke a tie with Joe Morris and Strong and moved him into second place on the Giants' career postseason list. Toomer is first with seven playoff touchdowns.

*Jacobs' four postseason rushing touchdowns put him in a first-place tie with Morris.

*Jacobs tied his career postseason high with 92 rushing yards on 14 carries in the wild card victory over Atlanta. He also rushed for 92 yards in the 2008 NFC Divisional Playoff Game vs. Philadelphia.

*Jacobs finished the season with 4,849 rushing yards, which places him fourth on the Giants' career list. Bradshaw is 10th with 3,217 yards.

*Jacobs scored two touchdowns at Dallas on Dec. 11 to increase his career total to 56 rushing touchdowns. That broke Tiki Barber's former team record of 55. He scored the game-winning touchdown on a one-yard run with 46 seconds remaining. It was the second time in 2001 the Giants scored a touchdown in the final minute to erase a deficit and win a game. On Nov. 6 at New England, Manning threw a touchdown pass to Jake Ballard with 15 seconds left to beat the Patriots, 24-20.

DEFENSE

*Second-year pro Jason Pierre-Paul had 16 sacks this season, the fourth-highest total in Giants history. He joined Hall of Famer Lawrence Taylor and Michael Strahan as the only Giants with at least 16 in a season. Taylor did it once – he had 20.5 sacks in his 1986 MVP season – and Strahan did it twice (an NFL-record 22.5 sacks in 2001 and 18.5 in 2003).

*Pierre-Paul was selected to his first Pro Bowl and was named first-team All-Pro by the Associated Press.

*Pierre-Paul was twice selected NFC Defensive Player of the Week in December – when he was also named NFC Defensive Player of the Month.

In a Week 14 victory at Dallas, Pierre-Paul led the team with eight tackles (six solo), including two sacks of Tony Romo. The first resulted in a safety for the Giants' first points. The second sack was on a third down in the third quarter and forced the Cowboys to punt from their own 43-yard line. Pierre-Paul also forced a Felix Jones fumble that was recovered by Deon Grant and led to a field goal. He secured the victory by blocking Dan Bailey's 47-yard field goal attempt with one second left in the game. If good, the kick would have tied the score and sent the game into overtime.

Two weeks later in a victory over the Jets, Pierre-Paul had five tackles (four solo), including two sacks for losses of 14 yards and three quarterback hits. His first sack, with two seconds to go in the second quarter, resulted in a seven-yard loss and forced the Jets to attempt a 44-yard field goal, which was wide right. His second sack was on the final series and all but ended the Jets' chance for a miracle comeback.

Pierre-Paul is the first NFC defensive player to win the award twice in three weeks since New Orleans safety Malcolm Jenkins was honored in Weeks 12 and 14 of the 2010 season. He is the first Giant to be cited twice in one season since Osi Umenyiora was named Player of the Week in Weeks 4 and 7 of the 2007 season. Pierre-Paul is the first Giant to be named Defensive Player of

the Week two times in a three-week span of a season since Michael Strahan in 2001 (Weeks 3 and 5).

*Osi Umenyiora was second on the team with 9.0 sacks despite missing seven games because of preseason knee surgery and an ankle injury suffered on Nov. 28 in New Orleans.

*The Giants sacked San Francisco quarterback Alex Smith three times for losses totaling 18 yards. Justin Tuck had 1.5 sacks. Osi Umenyiora, Jason Pierre-Paul and Mathias Kiwanuka each had a half-sack. Umenyiora has 3.5 sacks in three postseason games and 5.5 in his postseason career.

*Linebacker Mathias Kiwanuka was named the NFC Defensive Player of the Week for his play in a Week 9 victory at New England, where he led the Giants with 12 tackles (six solo). He stopped a Patriots drive on the first play of the second quarter when he intercepted a tipped Tom Brady pass at the Giants' 19-yard line and returned it nine yards.

*Safety Antrel Rolle led the Giants with 96 tackles (82 solo). He also leads the team with 17 tackles (14 solo) in the postseason)

*Linebacker Michael Boley was second on the team with 91 tackles (72 solo) despite missing 2½ games with a hamstring injury. Boley is second on the team with 14 tackles (11 solo).

*Corey Webster led the Giants with six interceptions, the highest total by a Giant since Emmanuel McDaniel had six in 2000.

*Chase Blackburn's 40-yard fumble return Sunday was the longest in Giants postseason history. The previous long was a 24-yarder by Alex Webster on Dec. 28, 1958 in the game some call the Greatest Game Ever Played against Baltimore. Webster picked up a fumble by Kyle Rote – who had caught a pass from Charlie Conerly – and carried it to the Colts' one-yard line. Mel Triplett scored two plays later to pull the Giants within 14-10 in the third quarter.

SPECIAL TEAMS

*Lawrence Tynes kicked the game-winning 31-yard field goal in overtime in the NFC Championship Game, four years and two days after booting a 47-yarder to win the conference title game in overtime in Green Bay. Tynes is the only kicker in NFL history with two postseason game-winning field goals in overtime.

*Tynes' two field goals and two extra points increased his Giants postseason record total to 52 points. Tynes also owns the franchise postseason records for extra points attempted and made (17 each), field goal attempts (15) and field goals (11).

*Tynes scored exactly 100 points in the regular season, the fourth time in five Giants seasons he hit the century mark.

*Tynes' four extra points in the season finale increased his Giants career total to 174, breaking a tie with Joe Danelo and moving him into second place on the Giants' career list. Pete Gogolak is first with 268.

*Tynes has made a team-record 158 consecutive extra points since missing one vs. San Francisco on Oct. 21, 2007. The old team record of 133 in a row was set by Pete Gogolak from 1967-72.

*Steve Weatherford punted 12 times, tying David Lee of the Baltimore Colts (in a 1977 AFC Divisional Playoff) for the second-highest total in NFL postseason history. The record of 14 was set by Jets punter – and former Giant – Dave Jennings in a 1986 divisional playoff game. All three games went into overtime. The former Giants postseason record was 11 punts by Brad Maynard against the Ravens in Super Bowl XXXV.

*The team record for punts in a postseason game is 13 vs. Chicago on Dec. 17, 1933.

*Weatherford's 557 punting yards easily outdistances the former postseason record of 422, set by Maynard in the Super Bowl 11 years ago.

*Devin Thomas recovered two punt return fumbles by Kyle Williams, the first setting up Manning's touchdown pass to Manningham, the second leading to Tynes' game-winning 31-yard field goal.

On the first of the two recoveries, the officials at originally ruled that Williams didn't touch the ball and that Thomas had simply downed it. But Coughlin challenged the ruling, which was reversed by referee Ed Hochuli after relays showed clearly that the ball had hit Williams in the leg. Coughlin had lost his previous eight replay challenges. He had last won a challenge on Sept. 19, in a victory over St. Louis.

*The fumble that led to Tynes' game-winner was forced by rookie linebacker Jacquian Williams, his first career forced fumble.

ADDITIONAL NOTES

*Before their victory in San Francisco, the Giants won each of their previous four games by at least 15 points (29-15 over the Jets and 31-14 over the Cowboys in the regular season and 24-2 over Atlanta and 37-20 over Green Bay in the postseason). It is the first time they have at least four consecutive victories by that margin since the end of the 1986 season. In their final two regular season games, they defeated the St. Louis Cardinals (27-7) and Green Bay (55-24). In the postseason, the Giants rolled over the 49ers (49-3), Washington (17-0) and Denver (39-20).

*The Giants' 20012 opponents are set. In addition to home-and-home series with NFC East foes Dallas, Philadelphia and Washington, the Giants will host Green Bay, New Orleans, Tampa Bay, Cleveland and Pittsburgh and travel to San Francisco, Atlanta, Carolina, Baltimore and Cincinnati.



2011 Game Recaps

NFC CHAMPIONSHIP: GIANTS 20, 49ERS 17

January 22, 2012

SAN FRANCISCO – The Giants sure know how to play exciting NFC championship games. More importantly, they know how to win them.

For the second time in five seasons, the Giants have advanced to the Super Bowl with a thrilling overtime victory on the road in the conference title game. On Sunday in rainy and windy Candlestick Park, Lawrence Tynes kicked a 31-yard field goal with 7:54 elapsed in the extra period to give the Giants a 20-17 victory over the San Francisco 49ers. The Giants will face the New England Patriots in Super Bowl XLVI on Feb. 5 in Indianapolis.

It will be the Giants' fifth Super Bowl appearance. They are 3-1.

The game-winning kick was set up by an overtime takeaway when Devin Thomas recovered a Kyle Williams fumble that was forced by Jacquian Williams on a punt return.

"That was a tremendous football game for those that really enjoy football in its very basic element," Coach Tom Coughlin said. "It was just a classic football game."

The scenario is eerily familiar to what occurred four years ago, when the Giants won the championship game on the road (at Green Bay) with an overtime takeaway (Corey Webster's interception of a Brett Favre pass), setting up a game-winning field goal by Tynes (a 47-yarder), sending the Giants to a Super Bowl confrontation with the Patriots (whom they defeated, 17-14). Then, as now, the game is a rematch of a regular season meeting (the Giants won, 24-20, in New England on Nov. 6).

You can take it back further. In 2007, the Giants lost a home game to an inferior Washington Redskins team in Week 15 then won a road game at an AFC team (Buffalo) to catalyze their run (interrupted briefly by a three-point loss to undefeated New England in the regular season finale). In Week 15 this season, the Giants lost at home to last-place Washington. The next week they were the road team in a victory over the Jets. They haven't lost since.

"I'm not surprised," Coughlin said. "I'm delighted. I'm excited. At times it's very difficult to contain yourself. Even this past week when the excitement of this thing was building up, the days seemed to be flying by and I was nervous that we were doing all we could possibly do to put ourselves in a position to win, but these guys have gone out and done it against the best we've played."

Coughlin has done all he can to downplay similarities between the 2007 and 2011 seasons, but not even he can deny them now.

"I'm trying to fight it," Coughlin said. "Osi (Umenyiora) sat next to me a minute in (the locker room) and he just looked at me with a smile on his face and he said, 'Have you thought about how this is coming down? Do you realize that this is scary, because of the way that this is coming about?'"

"It's the weirdest thing I think I've ever been a part of," Umenyiora said. "I can't really explain it. But I'm just going to go with it. It's crazy how similar it is to what happened in 2007. It's going to be a different game, but hopefully it will be the same outcome."

Winning unforgettable title games is not a new endeavor for the Giants. Tynes' field goal split the uprights at the same end of the Candlestick field where Matt Bahr kicked his game-winning 42-yarder as time expired in the 1990 NFC Championship Game.

That score was also set up by a late takeaway, when Erik Howard forced a fumble by Roger Craig that was recovered by Lawrence Taylor.

This time, two players normally out of the spotlight made the big play. The Giants punted on their first two overtime possessions. Kyle Williams fielded Steve Weatherford's kick but had the ball knocked out of his hands by rookie Jacquian Williams. The ball was recovered by Thomas at the 49ers' 24-yard line.

"I was going down there to make a big play, to attack," Jacquian Williams said. "He gave me a move, a good move, and I stuck my hand out and knocked the ball out. I kept my eyes on the ball."

"Jacquian, that's my guy," said defensive end Justin Tuck. "It was just a big play. We always talk about big players make big plays in big-time games. And Jacquian, for a rookie, that guy's really stepped up for us this year. And the whole special teams unit. San Francisco is known for having a great special teams unit. I think we outplayed them."

In the fourth quarter, Thomas had recovered a Kyle Williams fumble on a punt, setting up Eli Manning's 17-yard touchdown pass to Mario Manningham. The officials originally ruled that Williams didn't touch the ball and that Thomas had merely downed it. Coughlin challenged the ruling and after review, referee Ed Hochuli changed the call to a fumble and a recovery. It was Coughlin's first successful replay challenge in nine tries, dating back to Sept. 19 against St. Louis.

"I had a vision in my mind I was going to make a big play to help us win the game," Thomas said. "At first I thought it was going to be that first fumble. But I got an opportunity to recover another one and I jumped on that. I go out and do everything I can do help this team win and thank God today I was able to recover two fumbles. And now we're headed to the Super Bowl."

The instant Jacquian Williams separated Kyle Williams from the ball, Thomas was there to secure it.

"I was glued in on the ball," Thomas said. "It's one of those things (where you say), 'I can't believe he just fumbled.' I'm like, 'Okay, I'm right here.' I made sure I secured it and no one was going to take it from me."

Coughlin said he expected vital contributions from unexpected sources.

"I felt like someone that did not necessarily get the kudos and wasn't someone that everyone's familiar with as a guy who is a difference-maker – I felt someone like that would step up and make a big play," Coughlin said. "Because it was needed. This was a game of field position, a game of turnovers. And we needed the special teams to help us in the field position aspect of it and in contributing in turnovers. And certainly we got two big ones."

After Thomas' recovery, the Giants still had to deal with the little matter of actually scoring the game-winning points. They went about it conservatively, running Ahmad Bradshaw three times. He gained 18 yards before Manning's kneel-down put the ball at the eight. A delay of game penalty moved it back five yards before Tynes booted the game-winner – just as he had envisioned the previous night.

"It's my second NFC Championship Game, my second game-winner," Tynes said. "It's amazing, I had a dream about this last night. It was from 42, not 31. But I was so nervous today before the game, just anticipating this kind of game. I'm usually pretty cool, but there was something about tonight where I knew I was going to have to make a kick."

The Giants had many other big-time contributors. Despite being sacked six times, Manning threw for 316 yards and two touchdowns while setting Giants postseason records with 58 passes and 32 completions. The other touchdown was scored by Bear Pascoe (another one of Coughlin's surprise big-play contributors), his first as a professional. Tynes kicked another field goal, also from 31 yards. Victor Cruz had 10 receptions for 142 yards, including eight for 125 in the first half. Weatherford had a 40.6-yard net average on a franchise postseason record 12 punts. Bradshaw totaled 126 yards from scrimmage, including 74 on the ground. Chase Blackburn, unemployed until the week after Thanksgiving, had a team-high seven tackles (five solo). Jason Pierre-Paul had six tackles (five solo), a half-sack and deflected a pass.

The 49ers scored on Alex Smith touchdown passes of 73 and 28 yards to tight end Vernon Davis and David Akers' 25-yard field goal.

Manningham's touchdown – on a third-and-15 – gave the Giants a 17-14 lead with 8:34 remaining in the fourth quarter. On the play, Manningham beat cornerback Tramaine Brock, who was substituting for the injured Tarrell Brown.

The Giants had to travel only 29 yards after Thomas' first fumble recovery. The big play other than the touchdown was a 14-yard pass to Hakeem Nicks.

Kyle Williams' 40-yard return on the ensuing kickoff enabled the 49ers to start their next possession at their own 45. On consecutive plays, Smith scrambled for 17 yards and Kendall Hunter ran for 18 more to put the ball on the Giants' 15. But the defense tightened and when Webster stopped Michael Crabtree for a three-yard gain on third-and-five, Akers came on to kick the field goal.

Eight of the next nine possessions ended with a punt, the exception being Smith's 29-yard pass to Delanie Walker on the final play of regulation.

Davis' second touchdown gave the lead back to the Niners at 14-10 with 5:18 remaining in the third quarter.

On first down, Davis went in motion from right to left and got a step behind safety Kenny Phillips at the snap of the ball. Smith lofted a pass to the end zone that Davis caught before Webster could get over to attempt to break it up.

The 49ers' three-play, 54-yard drive was set up by Kyle Williams' 24-yard punt return. On second down, Smith slipped a short pass to Frank Gore, who turned it into a 24-yard gain. Davis scored on the next play.

Tynes' 31-yard field goal with two seconds remaining in the second quarter gave the Giants a 10-7 halftime lead.

The Giants took possession at their own 36 with 1:36 remaining and no timeouts. Manning so often thrives in those situations and he did so again, leading the Giants 56 yards down the field – all on passes to Cruz. The Giants lost five yards on a delay of game penalty.

Manning's 13-yard throw to Cruz advanced the ball to the Niners' 13-yard line. Manning spiked the ball with five seconds remaining and Tynes came on to kick the field goal.

In the half, the Giants outscored San Francisco, 199-144, had 12 first downs to the home team's five and enjoyed a time of possession advantage of 18:03-11:57.

Pascoe's touchdown tied the score at 7-7 with 11:15 remaining in the second quarter.

On second-and-six, Pascoe found a void in the Niners' defense, caught Manning's short pass at the three-yard line and stepped into the end zone for the touchdown. It was the first score of Pascoe's three-year career and it came on his initial postseason reception – against the team that drafted him on the sixth round of the 2009 NFL Draft.

The score capped a 10-play, 69-yard drive that included a 36-yard pass to Cruz on third-and-six. Three plays later, Cruz's six-yard catch on third-and-four gave the Giants another first down at the 17. Nicks' eight-yard catch and Brandon Jacobs two-yard run set up a first-and-goal at the six. Two plays later, Manning found Pascoe for the touchdown.

Davis' long touchdown reception gave the 49ers a 7-0 lead with 7:11 remaining in the first quarter.

On second-and-10 from the their own 27, Davis ran a pattern down the right sideline and got a step on safety Antrel Rolle. Davis caught Smith's pass at the Giants' 42-yard line, straddled the sideline and outraced the secondary to the end zone. Davis was very close to stepping out of bounds, but after review, Hochuli said not enough evidence existed to overturn the call on the field.

Davis was penalized 15 yards for unsportsmanlike conduct after jumping up in a camera stand to celebrate his touchdown.

On their ensuing drive, the Giants drove from their own 31 to the San Francisco 34-yard line, where they had a third-and-one. But they failed to get a first down despite two opportunities. On third down, Manning's pass to Manningham fell short. Coughlin went for it on fourth down, but Jacobs was stopped for no gain on a run up the middle.

"It feels great, it was tough game," Manning said. "We had to fight for every yard that we got. Defense is playing outstanding, special teams are getting us two turnovers. That was huge, leading to 10 points. They are a good team. Their defense is stout. They play smart, we couldn't afford to make any mistakes and turn the ball over. We did a good job doing that. A couple were close, but it was a hard fought game. I'm just excited about this win, just excited about having another chance to go to the Super Bowl and play New England."

NFC CHAMPIONSHIP: GIANTS 20, 49ERS 17

NOTES, ANECDOTES AND STATISTICS

SAN FRANCISCO – Notes and statistics from the Giants' 20-17 overtime victory over the San Francisco 49ers in the NFC Championship Game.

*The Giants improved to 5-0 in NFC championship games and advanced to Super Bowl XLVI against the New England Patriots in Indianapolis on Feb. 5. It is a rematch of Super Bowl XLII, won by the Giants, 17-14. The Giants also won the NFC title in 1986, 1990, 2000 and 2007.

*The Giants are 3-0 on the road in the NFC Championship Game, winning twice in San Francisco and once in Green Bay. It was the second time they defeated the 49ers in a championship in Candlestick Park on a last-play field goal. In the 1990 title game, Matt Bahr kicked a 42-yard field goal as time expired to give the Giants a 15-13 victory.

*The Giants defeated the Patriots, 24-20, in Foxboro on Nov. 6. They are 3-0 in Super Bowls against teams they faced in the regular season and 0-1 against a team they didn't previously play (Baltimore in Super Bowl XXXV).

*The Giants will be the 10th franchise to play in at least five Super Bowls, joining San Francisco, Green Bay, Pittsburgh, Dallas, the Raiders, Washington, New England, Miami and Denver.

*Since they were 7-7, the Giants have won five consecutive games in which they've outscored their opponents 141-67.

*There have been five NFL/NFC championship games decided in overtime and the Giants have played in three of them. They lost the 1958 league championship game to the Baltimore Colts and defeated Green Bay in 2007 and San Francisco on Sunday in conference title games. The other NFL overtime games were Atlanta's 30-27 victory at Minnesota in 1998 and New Orleans' 31-28 triumph over the Vikings two years ago.

*The Giants played in a record 19th championship game. Dallas is second with 16 title games. The Giants are 8-11 in championship title games – 3-11 in NFL Championship Games prior to the 1970 merger and 5-0 in NFC Championship Games after it (1986, 1990, 2000 and 2007).

*The Giants are the third team since the introduction of the 16-game schedule in 1978 to reach the Super Bowl after finishing the regular season with a 9-7 record. The 1979 Los Angeles Rams and 2008 Arizona Cardinals were 9-7. Both of those teams lost the Super Bowl to the Pittsburgh Steelers.

*This was the fourth time – and the first time in the NFC - a fourth seed and a second seed met for a conference championship since 1990, the first season a sixth playoff team was added in each conference. The No. 4 seeds are 4-0 in such games. The Giants joined the 1992 Buffalo Bills (defeated Miami), the 1997 Denver Broncos (defeated Pittsburgh) and the 2000 Baltimore Ravens (defeated Oakland) as No. 4 seeds that beat No. 2 seeds in conference title games. The Bills lost the Super Bowl, the Broncos and Ravens won it.

*The Giants won their fifth consecutive road playoff game (three in 2007 and two this year), an NFL record. They had shared the mark with Dallas (1975, 1978 and 1980 seasons) and matched by Carolina (2003 and 2005 seasons).

*This was the 47th postseason game in the history of the Giants franchise. That is third-most in NFL history, behind Dallas (58 postseason games) and Pittsburgh (53).

*The Giants are 23-24 in the postseason. The 23 victories tie the Giants with Washington for sixth among NFL franchises.

*The Giants are 4-4 against San Francisco in the postseason. The four playoff victories is their highest total against any opponent. They have three against both Chicago and Green Bay.

*This was the eighth playoff game between the Giants and 49ers, tying an NFL record. The Giants and Chicago Bears and the Dallas Cowboys and the Rams (when they were based in Los Angeles) have also met eight times in the postseason.

*The Giants-49ers postseason series is now tied 4-4. The regular season series is tied, 14-14. Total points in the 36 games: 49ers, 738; Giants, 729.

*The Giants are 7-10 in Candlestick Park - 5-6 in the regular season and 2-4 in the postseason.

*Since 1981 – their first post-merger playoff season – the Giants are 12-5 in postseason games against teams they faced in the regular season (including victories the last two weeks in Green Bay and San Francisco). They are 3-2 against the 49ers in such games.

*The Giants played an overtime period for the first time since Nov. 22, 2009, a 34-31 victory over Atlanta in Giants Stadium. It was the fourth postseason overtime game in franchise history. The Giants lost both home games (the 1958 NFL Championship Game to Baltimore and a 1989 Divisional Playoff Game to the Rams), but won both road games, including the 2007 NFC Championship Game in Green Bay.

*The Giants have won seven consecutive overtime games, including the two championship games, since their last loss on Nov. 27, 2005 at Seattle. The streak started on Dec. 11, 2005 at Philadelphia.

*Despite the wet and windy weather, the Giants did not have a turnover. It was the seventh consecutive game in which they did not lose a fumble, their longest such streak since 2008. The Giants did not commit a turnover in three of their last four games, including the regular season finale vs. Dallas. They have won their last eight games (regular season and postseason) in which they did not turn the ball over.

*The Giants' time of possession of 39:36 was their highest in any game since they owned the ball for 42:34 in a 41-7 victory at Seattle on Nov. 7, 2010.

*The Giants' defense held San Francisco to one successful third down conversion on 13 tries – and that was on the final play of the fourth quarter, when the Niners snapped the ball from their own 38 and the Giants were playing back to prevent a miracle.

*Tom Coughlin improved to 11-7 as a head coach in postseason games. The

11 victories tie him with three coaches, including two former Giants coaches, for the seventh-highest total in NFL history:

Coaches Postseason Victories:

20: Tom Landry

19: Don Shula

17: Bill Belichick, Joe Gibbs

16: Chuck Noll

13: Mike Holmgren

12: Bill Cowher

11: Tom Coughlin, Bill Parcells, Dan Reeves, Marv Levy

Coughlin and Belichick are the only two active coaches on the list and will face each other in Super Bowl XLVI..

*The victory in San Francisco was Coughlin's seventh on the road as a head coach, tying Hall of Famer Tom Landry for the most in NFL history. Coughlin is 7-4 on the road in the playoffs (5-1 with the Giants). Landry was 7-7.

*Coughlin's seventh postseason victory with the Giants is one less than Parcells' Giants' record. Parcells was 8-3, a record Coughlin will match with a victory in the Super Bowl.

*In his 16-year head coaching career, Coughlin has 142 regular season victories and 11 postseason triumphs. The 153 victories tie him with Giants Hall of Fame coach Steve Owen for 18th place on the NFL's career list. Marv Levy is 17th with 154.

*Coughlin is 2-2 conference championship games, losing twice in Jacksonville in the AFC Championship Game and winning twice with the Giants.

*Eli Manning improved to 7-3 as a starting quarterback in the postseason, including 5-1 on the road. The five road postseason victories are an NFL record. Manning had been tied with five other quarterbacks, including Baltimore's Joe Flacco, whose Ravens lost the AFC Championship Game Sunday in New England. Note: Elias Sports Bureau counts Super Bowls as neutral site games.

*Manning completed 32 of 58 passes for 316 yards, two touchdowns and no interceptions. The attempts and completions both shattered the Giants' previous postseason records – both, ironically, which had been set in San Francisco. The record for attempts was 44 by Phil Simms on Dec. 29, 1984. The completions mark had been 29 by Kerry Collins on Jan. 5, 2003. The 33 completions also tied Manning with five other quarterbacks - including his brother, Peyton – for the fourth-highest total in a postseason game.

*Manning's 316 yards were the second-highest total of his postseason career; he threw for 330 yards in the divisional playoff victory in Green Bay. It is the fourth-highest postseason total in Giants history. Manning is the first quarterback in Giants postseason history with back-to-back 300-yard games.

*Manning now owns the franchise postseason records for passes (316), completions (190), completion percentage (60.13), yards (2,220) and touchdown passes (16).

*Manning was sacked six times, the most times he's been tackled attempting to pass since Dec. 14, 2008, when he was sacked eight times in a loss in Dallas. It's the most times he was sacked in a Giants victory since Sept. 17, 2006, when he went down eight times in an overtime win in Philadelphia.

*Manning, the first overall selection of the 2004 NFL Draft, and Alex Smith, the first choice of the 2005 draft, were the starting quarterbacks. It was the second time since the 1970 AFL-NFL merger that both starting quarterbacks in a conference championship game were number one overall picks in an NFL draft. The other time it happened was the 1998 AFC Championship Game on Jan. 17, 1999 when Denver's John Elway and the Jets' Vinny Testaverde were the quarterbacks. The Broncos won, 23-10.

*Victor Cruz caught 10 passes for 142 yards (including eight for 125 yards in the first half). The 10 receptions tied Cruz with Ike Hilliard for the second-highest total by a Giant in a postseason game. The record of 11 was set by Plaxico Burress in the 2007 NFC Championship Game in Green Bay. The 10 catches ties Cruz with three other players, including Hilliard, for the third-highest total ever in a championship game.

*Cruz's 142 yards was the fifth-highest postseason total in Giants history and was nine yards behind Burress' 151 in Green Bay, which is fourth.

*Hakeem Nicks caught five passes for 55 yards. In three postseason games he has 18 receptions for 335 yards. The 18 catches is tied for the second-highest total by a Giant in a single postseason (Burress had 18 in 2007). The record of 21 was set by Amani Toomer in 2007. Cruz has 17 receptions this postseason.

*Nicks' 355 yards in just three career postseason games is good for third on the Giants' list. Mark Bavaro is second with 366 postseason receiving yards.

*Nicks is averaging 18.6 yards per catch, easily besting the former Giants records of 13.9 held by Frank Gifford (17 catches for 236 yards) for receivers with at least 15 receptions.

*Tight end Bear Pascoe scored his first NFL touchdown on his first postseason catch, a six-yarder in the second quarter.

*Ahmad Bradshaw rushed for 74 yards on 20 carries. He increased his career postseason rushing total to 408 yards, which places him third in franchise history. Brandon Jacobs, who rushed for 13 yards vs. the 49ers, is second with 424. Joe Morris is first with 553.

*Bradshaw has 94 postseason rushing attempts and his 4.34 postseason yards-per-carry average is the highest in Giants history (minimum 50 attempts).

*The Giants sacked San Francisco quarterback Alex Smith three times for losses totaling 18 yards. Justin Tuck had 1.5 sacks. Osi Umenyiora, Jason Pierre-Paul and Mathias Kiwanuka each had a half-sack. Umenyiora has 3.5 sacks in three 2011 postseason games and 5.5 in his postseason career.

*Lawrence Tynes kicked two field goals (including the game-winning 31-yarder with 7:54 elapsed in overtime) and two extra points. The eight points increased his Giants postseason record total to 52. Tynes also owns the franchise postseason records for extra points attempted and made (17 each), field goal attempts (15) and field goals (11).

*Steve Weatherford punted 12 times, tying David Lee of the Baltimore Colts (in a 1977 AFC Divisional Playoff) for the second-highest total in NFL postseason history. The record of 14 was set by Jets punter – and former Giant – Dave Jennings in a 1986 divisional playoff game. All three games went into overtime. The former Giants postseason record was 11 punts by Brad Maynard against the Ravens in Super Bowl XXXV.

*The team record for punts in a postseason game is 13 vs. Chicago on Dec. 17, 1933.

*Weatherford's 557 punting yards easily outdistances the former postseason record of 422, set by Maynard in the Super Bowl 11 years ago.

*Devin Thomas recovered two punt return fumbles by Kyle Williams, the first setting up Manning's touchdown pass to Manningham, the second leading to Tynes' game-winning 31-yard field goal.

On the first of the two recoveries, the officials originally ruled that Williams didn't touch the ball and that Thomas had simply downed it. But Coughlin challenged the ruling, which was reversed by referee Ed Hochuli after replays showed clearly that the ball had hit Williams in the leg. Coughlin had lost his previous eight replay challenges. He had last won a challenge on Sept. 19 in a victory over St. Louis.

*The fumble that led to Tynes' game-winner was forced by rookie linebacker Jacquian Williams, his first career forced fumble.

*Manning, Jacobs, Chris Snee, David Diehl and Kareem McKenzie all played in their 10th Giants postseason game, which tied them with Michael Strahan and Simms for the third-highest total in franchise history. Justin Tuck and Osi Umenyiora each played in their ninth postseason game.

*The Giants won the coin toss and Coughlin elected to defer for the second time this season; he also did it in the regular season finale vs. Dallas.

*Center David Baas, a former 49er, suffered an abdominal contusion in the second quarter, forcing Kevin Boothe to replace him and Mitch Petrus to step in at left guard. Baas returned later in the quarter.

*A trio of former Giants representing each of their Super Bowl championship teams – Mark Bavaro, Michael Strahan and Rich Seubert - served as honorary captains for the NFC Championship Game.

*The Giants' inactive players were linebacker Mark Herzlich, wide receiver Ramses Barden, running back Da'Rel Scott, offensive linemen Jim Cordle and James Brewer and defensive linemen Jimmy Kennedy and Justin Trattou.

DIVISIONAL PLAYOFF: GIANTS 37, PACKERS 20

January 8, 2012

GREEN BAY, Wis. – The Giants have turned Lambeau Field into their private postseason playland.

For the second time in four years, the Giants traveled to Wisconsin in January and stunned a higher-seeded Green Bay Packers team. On Sunday, the fourth-seeded Giants rode another terrific defensive effort and three Eli Manning touchdown passes to defeat the top-seeded, 15-1, defending Super Bowl Champion Packers, 37-20, an NFC Divisional Playoff Game.

The victory advances the Giants into the NFC Championship Game next Sunday in San Francisco against the second-seeded 49ers. The Giants lost in San Francisco, 27-20, on Nov. 13.

It will be the Giants' first championship game appearance since 2007, when they defeated the Packers here in overtime, 23-20.

"I think we're a dangerous team," Coughlin said. "I like where we are. I like our attitude. I like the way we're playing."

"This team knows how to win on the road," defensive end Justin Tuck said. "Right now, it just seems like it's our time."

Yes, it does. The Giants have won four consecutive games, including two in the postseason. One of Manning's touchdown passes was a 37-yard Hail Mary on the final play of the second quarter. The defense again played superbly, holding a Packers team that had averaged 40.1 points at home to half its average and forcing four turnovers.

"Our defense has been outstanding for the last few weeks and that's been a huge difference for us," Coughlin said.

"For us to come in there, we knew we were going to have to come in here and play one of our best games – and I think we did that," Tuck said.

So did Manning, who put on another brilliant postseason performance. He completed 21 of 33 passes for a career postseason-high 330 yards and three touchdowns – 66 and 37 yards to Nicks and four yards to Mario Manningham. Brandon Jacobs scored on a 14-yard run and Lawrence Tynes kicked field goals of 31, 23 and 35 yards.

"I knew we were going to beat them on Wednesday, to be honest with you," Jacobs said.

"I think we are always confident going into games," Manning said. "Guys understand the way to win football games against good teams. Our defense is playing great with pressure and turnovers. Our offense, for the most part, is protecting the ball and playing smart football. When we have a chance to make a big play we are making them."

In two postseason games, Manning has completed 44 of 65 passes (67.7 percent) for 607 yards, six touchdowns and one interception, by the Packers' Morgan Burnett.

"I think it is his mentality, it is his approach," Coughlin said of Manning's success in big games. "Nobody sees what he does behind the scenes. He is a studier and a pounder."

The defense did its own pounding, sacking Aaron Rodgers four times – two apiece by Osi Umenyiora and Michael Boley, recovering three fumbles and getting a game-clinching interception from Deon Grant. Boley led the way with nine tackles (eight solo), and Antrel Rolle added eight unassisted stops.

"We did well," said Umenyiora, who has five sacks in three games since returning from an ankle injury. "We know we're a good football team and we're a great defense. We might not have showed most of it during the regular season, but that doesn't matter. This is the postseason and we're playing the way we're supposed to be playing right now. We've been playing well for the past four or five games now, so hopefully we'll keep it going and take this thing all the way."

The Packers scored on Aaron Rodgers touchdown passes of eight yards to fullback John Kuhn and 16 yards to wide receiver Donald Driver, plus Mason Crosby field goals of 47 and 35 yards.

It was Crosby's 31-yarder that beat the Giants as time expired last month. After that game, Rolle predicted the Giants and Packers would face each other again.

"I'm not surprised," Rolle said. "I said, 'We'll see them again.' We saw them again. This is the outcome."

The Giants led by a touchdown early in the fourth quarter, 20-13, when Boley sacked Rodgers for a six-yard loss on a fourth-and-five from the Giants' 39-yard line. The Giants kept the ball for almost five minutes before Tynes' third field goal, a 35-yarder with 7:48 left, increased the Giants' lead to 23-13.

Two plays into Green Bay's next possession, Rodgers threw a short pass to running back Ryan Grant, who gained 10 yards before he was hit by safety Kenny Phillips and fumbled. Chase Blackburn scooped up the ball and returned it 40 yards to the Packers' four. On the next play, Manning fired a pass to the center of the end zone for Manningham, who scored his second touchdown in as many weeks. With 6:48 remaining, the Giants led, 30-13.

But the Packers wouldn't go down quietly or easily. Rodgers led them on a 76-yard drive that culminated in a 16-yard touchdown pass to Driver. Crosby tried his second onside kick of the game – the first was a surprise that failed when Derrick Martin fell on the ball – and Victor Cruz secured it for the Giants.

On third-and-11, Manning found Cruz down the middle for a 17-yard gain. On the next snap, Ahmad Bradshaw ran for 24 yards, aided by Manning's block – Tuck called it a "chicken-wing block." Two plays later, Jacobs ran around right end for the touchdown that pushed the lead back to 17 and the Giants' sideline erupted in celebration.

Crosby's 35-yard field goal with 3:50 remaining in the third quarter had cut

the Giants' lead to 20-13.

Green Bay drove 58 yards in 10 plays after fielding a Giants punt. The longest play in the series was James Starks' 29-yard run, which moved the ball to the Giants' 22-yard line. Starks picked up five more yards on the next play, but the drive stalled at the 17 and Crosby came on to kick the field goal.

The Giants came up with a big turnover on the first possession of the second half when Umenyiora sacked Rodgers and forced a fumble that was recovered by Grant at the Giants' 37. But the Giants went three-and-out, setting up the Green Bay series that ended with Crosby's 35-yarder.

The Giants took a 20-10 halftime lead when Nicks leaped high to grab Manning's 37-yard pass as time expired in the second quarter. With six seconds remaining, the Giants lined up three receivers on the left side and sent all of them to the end zone. Manning threw a Hail Mary and Nicks out-jumped cornerback Charles Woodson and safety Charlie Peprah and came down with the ball for the touchdown. Nicks caught five passes for 152 yards in the first half.

"I was the jump man," Nicks said. "I got down there and I didn't even see who was around me. All I saw was the ball and once I saw the ball, I had to jump and get it. I don't even know where I landed in the end zone. Once I went up and got it, I looked around and it was exciting."

The sensational play capped a four-play, 69-yard drive in the final 41 seconds of the half after a Green Bay punt.

It began with Manning's nine-yard pass to Bradshaw. Two plays later, Bradshaw picked up 23 yards before running out of bounds at the Packers' 37. Manning and Nicks connected on the next play.

Tynes' second field goal, a 23-yarder, gave the Giants their third lead at 13-10 with 1:51 remaining in the second quarter.

The Giants took possession after Rolle recovered Kuhn's fumble and returned it nine yards to the Packers' 34. Manning immediately threw to the left side for Nicks, who gained 29 yards to the five. Bradshaw gained four yards running to the left on first down. But Jacobs lost the four yards on the next snap. On third down, Manning's pass into the end zone for Jake Ballard was tipped by Burnett.

Rodgers' eight-yard touchdown pass to Kuhn on the first play of the second quarter tied the score at 10-10.

Green Bay took possession at its own 40 after Tynes' kickoff sailed out of bounds.

Five plays into the drive, on a first down from the Giants' 38-yard line, Rodgers threw to the right side for Greg Jennings, who fumbled. The ball was recovered by the Giants, but after conferring, the officials ruled Jennings was down by contact before losing the ball. Coughlin challenged the ruling, but after review, referee Bill Leavy upheld the call on the field, despite replays that seemed to show Jennings lost the ball before he was down.

The play gave the Packers a second-and-four at the 32. Green Bay picked up a first down when Rocky Bernard was penalized for being offside. Two plays later, Rodgers threw a 16-yard pass to James Jones followed by Brandon Saine's three-yard run to end the first quarter.

When the teams moved to the other end of the field, Rodgers flipped a short pass to Kuhn, who leaped over Aaron Ross and into the end zone for the touchdown.

The Giants took a 10-3 lead on Manning's 66-yard touchdown pass to Nicks with 3:47 remaining in the first quarter.

On a first down that was earned by Nicks' 15-yard catch, Manning threw down the middle for Nicks, who caught the ball at the 50, ran through a tackle attempt by Peprah and sprinted to the end zone.

"I had an in-cut and I saw the linebacker drop," Nicks said. "I tried to stop before I got to the linebacker and Eli put the ball right where it needed to be. I bounced off the hit. Once I saw green grass – it's time to go."

The pass was the fourth-longest postseason play in Giants history and the second in as many weeks that was at least that long.

Manning and Nicks tied the record last week with a completion against Atlanta of 72 yards, the mark first set by a Scott Brunner-to-Earnest Gray pass on Jan. 3, 1982 at San Francisco. In third place is a 67-yard pass by Charlie Conerly to Frank Gifford against the Chicago Bears on Dec 30, 1956.

Crosby's 47-yard field goal tied the score at 3-3 with 5:33 remaining in the first quarter. The Giants thought they had the ball before the 50-yard drive began after rookie returner Randall Cobb fumbled the ball on the kickoff following Tynes' field goal. The ball was recovered by the Giants, but Packers Coach Mike McCarthy challenged the ruling, saying Cobb was down by contact prior to losing the ball. After review, Leavy reversed the call on the field and the Packers retained possession at their own 21.

Rodgers, going without a huddle on about half the plays, threw passes of 10 yards to Jennings and 19 yards to tight end Jermichael Finley, the latter which advanced the ball to the Giants' 31-yard line. But Green Bay gained only two yards on its next three snaps and Crosby came on to kick the field goal.

Tynes' 31-yard field goal gave the Giants a 3-0 lead at the conclusion of the game's opening possession (the Packers won the coin toss and deferred).

Manning passes of 19 yards to Manningham and 17 yards to Cruz highlighted the Giants' 13-play, 67-yard drive. The Giants had a first down at the Green Bay 18-yard line. But after Bradshaw gained five yards, he was stopped for no gain and Manning's pass to Ballard fell short.

DIVISIONAL PLAYOFF: GIANTS 37, PACKERS 20

NOTES, ANECDOTES AND STATISTICS

GREEN BAY, Wis. – Notes and statistics from the Giants' 37-20 NFC Divisional Playoff Game victory over the Green Bay Packers.

*The victory moved the Giants into the NFC Championship Game on Sunday in San Francisco against the 49ers, who defeated the Giants, 27-20, on Nov. 13 in Candlestick Park.

*The Giants won a playoff game in Lambeau Field for the second time in four seasons to become the first visiting team to win two postseason games here - and they did it in consecutive Packers postseason home games.

*This was the third time the Giants eliminated the defending Super Bowl champion from the playoffs. In 1985, they defeated the 49ers in an NFC Wild Card Game in Giants Stadium, 17-3, and five years later, they beat the Niners in San Francisco in the NFC Championship Game, 15-13.

*No defending Super Bowl champion has won a playoff game since 2005, when New England defeated Jacksonville in a wild card game before losing a divisional playoff game in Denver.

*The Giants enjoyed payback for the 38-35 loss the Packers pinned on them on Dec. 4. This was the second time the Giants lost to a team that finished 15-1 or better in the regular season, but won a postseason rematch. In 2007, they lost the regular season finale to 16-0 New England, 38-35, but reversed the outcome with a 17-14 victory in Super Bowl XLII.

*The Giants became the first No. 4 seed in the NFC to defeat a No. 1 seed in the divisional round of the playoffs. The NFC fourth seeds are now 1-8 in such games and 5-15 overall, including Denver's loss at New England Saturday night. NFC No. 1 seeds were 19-0 in the divisional round from 1988-2006. In the last five seasons, they are 1-4.

*The Giants' all-time postseason record is 22-24.

*The Giants are 5-6 in the divisional round of the playoffs since the 1970 merger, including 2-4 as visitors. They won their last two road games, including a 21-17 defeat the Cowboys in Dallas on Jan. 13, 2008, on their way to Super Bowl XLII.

*This was the seventh postseason meeting between the Giants and Packers. The first five meetings were in NFL Championship Games, plus the 2007 title game. The Packers lead the postseason series, 4-3.

*The Giants are 5-4 in Lambeau Field, 3-3 in the regular season and 2-1 in the postseason.

*This was the fifth time the Giants and Packers met in the regular season and in the playoffs in the same season. It also happened in 1938, 1944, 1961 and 2007. The Giants won three of the five postseason games.

*The 37 points was the Giants' fifth-highest total in a postseason game and the most points they scored since a 39-38 wild card loss in San Francisco on Jan. 5, 2003. It was their highest total in a playoff victory since the 41-0 rout of Minnesota in the 2000 NFC Championship Game.

*The Giants scored 17 points in the fourth quarter, their highest-scoring final quarter in a postseason game since Dec. 9, 1934, when they put 24 points on the board in a 30-13 victory over the Chicago Bears in the NFL

Championship Game – better known as the “Sneakers Game.”

*The teams combined to score 57 points, the fourth highest-scoring postseason game in Giants history. The record is 77 points (49ers 39, Giants 38) at San Francisco on Jan. 5, 2003.

*The Giants' 420 net yards was their fourth-highest total in a postseason game. They gained 442 yards last week vs. Atlanta.

*The Giants' 325 net passing yards was their third-highest total in a postseason game and the most they had in the playoffs since throwing for 327 yards at San Francisco on Jan. 5, 2003.

*The Giants' defense held the Packers to 20 points – 20 below their regular season average in Lambeau. Green Bay led the NFL with 560 points, or 35.0 a game.

*The Packers failed on a fourth-down conversion attempt in the fourth quarter when Aaron Rodgers was sacked for a six-yard loss by Michael Boley. The Giants have stopped five consecutive opponent fourth-down conversion attempts, including one against Dallas in the regular season finale and three last week vs. Atlanta.

*This was the Giants' sixth postseason victory under head coach Tom Coughlin. He is second in Giants history in playoff victories, trailing only Bill Parcells, who had eight.

*Coughlin is 10-7 overall in the postseason. The 10 victories tie him with Philadelphia's Andy Reid for second among active coaches. New England's Bill Belichick is first with 16.

*Coughlin has 152 combined regular season and postseason victories. That places him 19th in NFL history, one behind Giants Hall of Fame Coach Steve Owen.

*The Giants are 4-1 in road playoff games under Coughlin. Overall, Coughlin is 6-4 on the road in postseason games with the Jacksonville Jaguars and the Giants. The sixth victory broke a tie with Hall of Famer and former Washington Coach Joe Gibbs and moved Coughlin into second place on the NFL's career list. Another member of the Hall of Fame, former Dallas Coach Tom Landry, was 7-7 in road playoff games.

*Coughlin is 0-3 against Green Bay's Mike McCarthy in the regular season and 2-0 in the playoffs.

*Eli Manning completed 21 of 33 passes for 330 yards, three touchdowns and one interception. Manning's 21 completions tied for his second-highest total in a postseason game (he also had 21 against the Packers in Lambeau in the 2007 NFC Championship Game and a career-high 23 last week in the wild card victory over Atlanta).

*Manning now has 157 postseason completions, which ties Phil Simms for first place on the Giants' career postseason list.

*Manning's 330 yards were a career postseason high and the third-highest total by a Giants quarterback in a playoff game. Kerry Collins threw for 381 yards in the 2000 NFC Championship Game and for 342 yards in a wild card game in San Francisco on Jan. 5, 2003.

*Manning's previous postseason high was 277 yards last week against Atlanta.

*Manning increased his career postseason yardage total to 1,904, which moves him past Simms (1,679) and into first place on the Giants' all-time list.

*Manning's three touchdown passes tied his career postseason high set last week and increased his total to 14, extending his own franchise postseason record.

*Manning joined Simms, Collins and Scott Brunner as the only Giants quarterback to throw at least three touchdown passes in at least two postseason games.

*Manning's 66-yard touchdown pass to Hakeem Nicks in the first quarter was the fourth-longest postseason play in Giants history and the second in as many weeks that was at least that long.

Manning and Nicks tied the record last week with a completion against Atlanta of 72 yards, the mark first set by a Brunner-to-Earnest Gray pass on Jan. 3, 1982 at San Francisco. In third place is a 67-yard pass by Charlie Conerly to Frank Gifford against the Chicago Bears on Dec 30, 1956.

*Nicks caught seven passes for 165 yards and two touchdowns. The 165 yards were the second-highest total by a Giant in a postseason game. Bob Schnelker holds the record with 175 receiving yards at Baltimore on Dec. 27, 1959.

*Nicks has 280 receiving postseason receiving yards, which puts him in fifth place on the Giants' career list – after just two games.

*Nicks' average of 23.57 yards per catch was the highest ever by a Giant with more than four receptions in a postseason game.

*Nicks caught two touchdown passes in the Giants' victory over Atlanta last week. He joins Amani Toomer as the only Giant to score at least two touchdowns in at least two postseason games.

*Nicks' four postseason receiving touchdowns are second in Giants history behind Toomer's seven.

*Nicks became Manning's most frequent postseason touchdown target with four. Toomer and Plaxico Burress each caught three Manning playoff touchdown passes.

*Victor Cruz had five receptions for 74 yards, while Mario Manningham had three for 31 yards, including his second touchdown in as many weeks.

*Lawrence Tynes scored 13 points (three field goals and four extra points) to increase his Giants career postseason total to 44. That moved him past Brad Daluiso and Ken Strong (36 each) and Amani Toomer (42) and into first place on the franchise's career postseason scoring list.

*Tynes' four field goal attempts (he had one blocked) gave him 13 in the postseason, a Giants record. His nine postseason field goals tie Brad Daluiso for first place.

*Tynes now owns the Giants' record for career postseason extra points attempted and made (17 each).

*Brandon Jacobs scored the Giants' final touchdown on a 14-yard run with 2:36 remaining. It was his fifth postseason touchdown (fourth rushing), which broke a tie with Joe Morris and Strong and moved him into second place on the Giants' career postseason list. Toomer is first with seven playoff touchdowns.

*Jacobs' four rushing touchdowns put him in a first-place tie with Morris.

*Defensive end Osi Umenyiora and linebacker Boley each had two sacks. They became the seventh and eighth Giants with at least two sacks in a postseason game. Boley's sacks were the first of his postseason career. He had one sack in the regular season. Umenyiora has five sacks in the three games since he returned from an ankle injury.

*McCarthy won a replay challenge with 8:24 remaining in the first quarter. On the kickoff following Tynes' first field goal, rookie returner Randall Cobb fumbled the ball, which was recovered by the Giants. McCarthy challenged, saying Cobb was down by contact prior to losing the ball. After review, referee Bill Leavy reversed the call on the field and the Packers retained possession.

*Coughlin lost a replay challenge with 1:34 remaining in the first quarter, when Rodgers completed a pass to Greg Jennings, who fumbled. The ball was recovered by the Giants, but the officials ruled Jennings was down by contact before losing the ball. Coughlin challenged the ruling, but after review, Leavy upheld the ball on the field, despite replays that seemed to show Jennings lost the ball before he was down. Coughlin has lost his last eight replay challenges, including two in the regular season game against Green Bay.

*Brad Jones blocked Tynes' 40-yard field goal attempt in the second quarter. It was the third time this season a Tynes field goal attempt was blocked. The Redskins' Brian Orakpo blocked a 38-yard attempt by Tynes on Sept. 11 in Washington and Buffalo's Alex Carrington got a hand on his 50-yard attempt in MetLife Stadium on Oct. 16.

*The Giants' inactive players were linebacker Mark Herzlich, wide receiver Ramses Barden, running back Da'Rel Scott, offensive linemen Jim Cordle and James Brewer, and defensive linemen Jimmy Kennedy and Justin Trattou.

WILD CARD PLAYOFF: GIANTS 24, FALCONS 2

January 8, 2012

EAST RUTHERFORD, N.J. – After waiting three years to get a taste of postseason play, the Giants are going to stay around and savor it for a while.

Using a smothering defense and an opportunistic, big-play offense, the Giants routed the Atlanta Falcons, 24-2, Sunday in an NFC Wild Card Game in MetLife Stadium. It was the Giants' first postseason victory since Super Bowl XLII and their first home playoff win since the 2000 NFC Championship Game triumph over Minnesota.

"It was great to have a home playoff game and have our fans involved as much as they were," Coach Tom Coughlin said. "Our players greatly appreciate that."

"It's special," running back Brandon Jacobs said. "I haven't won a playoff game here since I've been in the league. We played here twice, we played the Eagles and lost (in 2008) and we played Carolina one year and got shut out (2005). So this means a lot to play a playoff game here at home and win."

The fourth-seeded Giants, 10-7, advance to a divisional round game next week in Lambeau Field against the top-seeded Green Bay Packers, who had a bye this weekend after finishing the regular season 15-1. On Dec. 4, the Packers defeated the Giants here, 38-35, on a 31-yard field goal by Mason Crosby as time expired. The Giants defeated the Packers in Green Bay in the 2007 NFC Championship Game, but lost there, 45-17, on Dec. 26, 2010.

Eli Manning set a career postseason high with three touchdown passes - four and 72 yards to Hakeem Nicks and 27 yards to Mario Manningham. The Giants also got a 22-yard field goal from Lawrence Tynes. Manning completed 23 of 32 passes for 277 yards. Jacobs ran for a career postseason high 92 yards - "I think Brandon Jacobs set the tone physically," Coughlin said. Ahmad Bradshaw added 63 as the Giants ran for 172 yards, 50 more than their previous high total this season.

Is the offense playing its best at the most important time of the season?

"I think it could be," Manning said. "Just a great mix of run and pass and I think guys have a great understanding of what our offense is, what their responsibilities are. We just have to keep grinding, keep getting better, and go with a great game plan next week and know we have to play great football."

As good as the offense was, the defense was even more dominant. The unit did not allow a point - the Falcons' only score, obviously, was on a safety. Atlanta rushed for only 64 yards, including 41 on 15 carries by Michael Turner, who ran for 1,340 yards in the regular season. The Giants stopped the Falcons on 10 of 14 third down attempts and all three of their fourth-down conversion tries, including a pair of fourth-and-one quarterback sneaks by Matt Ryan.

"Probably our best effort so far this year," defensive end Justin Tuck said. "I think the last three weeks - do or die games for us - we really came out and put things together, but it still feels like we can play better and we probably will have to next week going up to Green Bay."

"I think today we played outstanding defense and that set the tone for

everything else that happened in the game," Coughlin said. "It was wonderful to see it and it has happened over the last two or three weeks of the season. If we can continue to play defense like that, we can make ourselves heard in this tournament."

The game began poorly for the Giants. They had only one first down on their first three possessions and punted all three times. Their fourth series - which began after the Giants stopped Ryan on fourth down - was worse. Manning was being tackled in the end zone by safety James Sanders when he threw the ball to the right side. The officials ruled that no receiver was in the vicinity and penalized Manning for intentional grounding - a safety in the end zone.

It was the first time a Giants opponent scored on a safety in a postseason game since Super Bowl XXV on Jan. 25, 1991, when Buffalo's Bruce Smith sacked Jeff Hostetler in the end zone. It was the second safety allowed by the Giants this season. On Oct. 9, Seattle's Anthony Hargrove tackled D.J. Ware in the end zone for two points.

After forcing the Falcons to punt following the free kick, the Giants put together one of their best drives of the season, a 13-play, 85-yarder that consumed 7:32, their longest touchdown possession of the year. The catalyzing play was Manning's 14-yard scramble on third-and-two.

"That was instrumental when he pulled that down because we were struggling to make a first down," Coughlin said. "He was able to clear that side of the field, get a first down and give us some momentum. The timing of the play was outstanding."

"We had a third down play-action," Manning said. "It was third-and-two right there and I kind of knew right away they had a pretty good coverage. We had all out-breaking routes and everybody was playing outside leverage. I did the play-action, I scooted up just trying to find a lane to see if maybe a guy won, and I just saw an opening. I had to get two yards so I just tucked it and ran it right there and got a first down and we hadn't had many, so that was a big play right there."

The Giants soon converted another third down opportunity on Manning's seven-yard pass to Ahmad Bradshaw. Two plays later, Jacobs ran for a postseason career-long 34 yards to give the Giants a first down at the Atlanta 15. Bradshaw gained nine yards on first down, but the Giants didn't pick up the first down until Jacobs bulled his way forward for two yards on fourth-and-one.

On first-and-goal, Manning faked a handoff to Bradshaw before firing a pass to the right side for Nicks, who leaped high over cornerback Dominique Franks for his first postseason touchdown with 2:47 remaining in the second quarter. Franks started in place of the injured Brent Grimes. The Giants' 7-2 lead held up until halftime.

"It was something we practice during the week and Eli knew he had to get it up over the linebackers with the play action pass," Nicks said. "Once he put it up, he put it in a place where only I could catch it and I went up and got it."

Tynes' short field goal increased the Giants' lead to 10-2 with 7:51

remaining in the third quarter. The Giants failed to take advantage of a first-and-goal at the five and had to settle for three points.

The field goal concluded an 11-play, 72-yard drive that included three big plays: Manning's 19-yard pass to Nicks on third-and-eight, a 22-yard pass to Cruz on third-and-two and, on the next snap, Bradshaw's career postseason-long 30-yard run to the five. Bradshaw gained a yard on first down before Manning passes to Jake Ballard and Nicks fell incomplete, forcing Coughlin to send the field goal team on the field.

Minutes later, the offense and defense fittingly combined to put a stranglehold on the game. Atlanta drove from its own 21-yard line to the Giants' 21, where the Falcons faced a fourth-and-one. Coach Mike Smith again decided to go for it. Ryan again tried to gain a couple of feet by forcing his way up the middle. And the Giants again stopped him as Jason Pierre-Paul and Chase Blackburn were credited with the tackle.

"The two fourth down stops were just outstanding and both were in the shadow of the goal line as well," Coughlin said. "That really inspired everybody, to be honest with you. Those plays that our defense made really inspired everybody."

Suitably motivated, the offense needed only three plays to cover 79 yards and score the touchdown that put the Giants in a commanding position. On third-and-three from the 28, Manning threw over the middle to Nicks, who caught the ball at the 33, weaved through Franks and Thomas DeCoud and sprinted the rest of the way for a 72-yard score that is tied for the longest postseason play in Giants history. On Jan. 3, 1982, Scott Brunner threw a 72-yard pass to Earnest Gray. Manning's previous long postseason pass was a 52-yard touchdown to Amani Toomer in an NFC Divisional Playoff Game at Dallas on Jan. 13, 2008. It was Manning's fifth touchdown pass of more than 70 yards this season and the first caught by someone other than Victor Cruz.

The Giants added an insurance touchdown with 9:55 remaining in the game when Manningham got behind the Falcons secondary and caught Manning's third touchdown pass in the end zone for a 21-point advantage. Tynes later missed a 32-yard field goal attempt.

Fittingly, Atlanta's final offensive play resulted in Ryan being sacked for an eight-yard loss by Osi Umenyiora.

Now it's on to Green Bay, where the Giants won the 2007 NFC Championship Game in frigid Lambeau Field. The Giants will enter the game with confidence after taking the then-undefeated Packers down to the wire in their first meeting on December 4.

"They had a lot of yards and we had a lot of yards," Coughlin said. "It was a lot of points scored and our defense is hopefully better. When we go back and look at the tape and study what has happened over the last few weeks, hopefully we can do a little bit better job."

"We know they are a good team and we played them tough here," Manning said. "We did some good things offensively, scored some points, and our defense is playing great football right now so hopefully they can continue to do that, but we know offensively we are going to have to play strong. We are going to have to play good, we are going to have to go score some points, we can't make mistakes and hopefully get off to a faster start than we did today."

If they do, they just might be able to savor this postseason experience a while longer.

WILD CARD PLAYOFF: GIANTS 24, FALCONS 2

NOTES, ANECDOTES AND STATISTICS

EAST RUTHERFORD, N.J. – Notes and statistics from the Giants 24-2 victory over the Atlanta Falcons in an NFC Wild Card Game in MetLife Stadium.

*The Giants made their NFL record 31st postseason appearance, which they earned with their record 23rd first-place finish, the 2011 NFC East title.

*The Giants improved to 21-24 in postseason games – 14-10 as the home team, including three Super Bowls. They are 12-9 at home in the postseason when Super Bowls are excluded.

The victory broke a two-game home postseason losing streak – to Carolina in a 2005 Wild Card Game and to Philadelphia in a 2008 NFC Divisional Playoff Game.

*The Giants are 6-4 in the Wild Card games and have won their last two, including a 24-14 victory at Tampa Bay on Jan. 6, 2008,

*Atlanta's two points were the fewest allowed by the Giants since a 21-3 victory vs. Minnesota at Detroit on Dec. 13, 2010 and the fewest in a postseason game since a 41-0 victory over the Vikings in the 2000 NFC Championship Game.

*The Giants' 442 net yards was their third-highest total in a postseason game. They gained 518 yards in the 2000 NFC Championship game vs. Minnesota and 446 yards in a 39-38 loss at San Francisco in a 2002 NFC Wild Card Game. It was the fifth time this season the Giants gained more than 440 yards.

*The Giants' 172 rushing yards was their highest total since they ran for 213 yards in the victory over Minnesota on Dec. 13, 2010. Their previous best in the 2011 season was 122 yards in a victory over Buffalo on Oct. 16. The Giants averaged an NFL-low 89.2 rushing yards a game in the regular season.

*The Giants are 8-1 this season when they rush for at least 100 yards.

*Atlanta's 14 first downs were the fewest for a Giants opponent since St. Louis had 14 in Week 2.

*The Falcons rushed for only 64 yards one week after Dallas ran for just 49 yards against the Giants. Michael Turner, who was third in the NFL with 1,340 yards, was held to 41 yards on 15 carries, a 2.7-yard average.

*Neither team had a turnover, the first time that's happened in a Giants game since Dec 21, 2008, when the Giants defeated the Carolina Panthers in overtime to clinch the No. 1 seed in the playoffs.

*It was the second week in a row the Giants did not have a turnover. They have won their last eight games (seven regular season, one postseason) in which they did not have an offensive turnover.

*The Giants' first touchdown drive covered 85 yards in 13 plays and took 7:32 to complete. It was the Giants' longest touchdown drive in time elapsed this season. The previous long took 5:48 at Arizona on Oct. 2. The Giants had seven offensive possessions that took between 6:01 and 8:33, but they ended in field goals, a missed field goal attempt or on downs.

*Tom Coughlin improved to 9-7 in the postseason, including 5-3 with the Giants. The nine postseason victories place him third among active coaches,

behind New England's Bill Belichick (15) and Philadelphia's Andy Reid (10).

*Coughlin's five postseason victories are second in Giants' history to Bill Parcells' eight.

*Eli Manning completed 23 of 32 passes for 277 yards, three touchdowns and no interceptions for a passer rating of 129.3. The 23 completions and three touchdowns were both career postseason highs. His previous bests were 21 completions in the 2007 NFC Championship Game in Green Bay – which was the only game of the Giants' four that postseason he did not throw two touchdown passes.

*Manning's completion percentage of 71.9 was the third-highest by a Giants quarterback in a postseason game.

*Manning has thrown 11 career postseason touchdown passes, a Giants record. The previous mark of 10 was owned by Phil Simms.

*Manning is the fourth Giants quarterback to throw at least three touchdown passes in a postseason game. Simms, Kerry Collins and Scott Brunner all did it twice (Collins had four- and five-touchdown games and Simms had a four-touchdown game).

*Manning's second touchdown pass was a 72-yarder to Hakeem Nicks that is tied for the longest postseason play in Giants history. On Jan. 3, 1982, Brunner threw a 72-yard pass to Earnest Gray. Manning's previous long postseason pass was a 52-yard touchdown to Amani Toomer in an NFC Divisional Playoff Game at Dallas on Jan. 13, 2008. It was Manning's fifth touchdown pass of more than 70 yards this season and the first caught by someone other than Victor Cruz.

*Nicks caught six passes for 115 yards, including touchdowns of four and 72 yards. It was the fifth time in Giants history a receiver had two touchdowns in a postseason game. Nicks is the fourth different player to accomplish the feat, joining Toomer (twice), Johnny Perkins and Ike Hilliard.

*Nicks' 100-yard game was the first by a Giants receiver in the postseason since the 2007 NFC Championship Game, when Plaxico Burress had 151 yards on 11 catches.

*Mario Manningham scored the Giants' third touchdown – his first postseason score – on a 27-yard pass from Manning.

*Victor Cruz, the Giants' leading receiver during the season, caught two passes for 28 yards.

*Tight end Jake Ballard, who missed the last two regular season games with a knee injury, had two receptions for 16 yards.

*Brandon Jacobs tied his career postseason high with 92 rushing yards on 14 carries. He also rushed for 92 yards in the 2008 NFC Divisional Playoff Game vs. Philadelphia. Jacobs now has 389 career postseason rushing yards, moving him past Tiki Barber (338) and Ottis Anderson (375) and into second place on the Giants' career list. Joe Morris is first with 553 yards.

*With 97 career postseason rushing attempts, Jacobs moved past the same two players and into second place behind Morris, who had 140.

*Ahmad Bradshaw added 63 yards on 14 carries and caught five passes for 22 yards.

*Bradshaw, Jacobs and Manning all had their longest career postseason runs. Bradshaw had a 30-yard run. His previous long gain in the postseason was 13 yards in Super Bowl XLII. Jacobs had a 34-yarder, 10 yards better than his 24-yard run in the 2008 NFC Wild Card Game vs. Philadelphia. Manning picked up 14 yards on a scramble in the second quarter. His previous best was a five-yarder in Super Bowl XLII.

*Osi Umenyiora and Rocky Bernard each sacked Atlanta quarterback Matt Ryan. It was Umenyiora's third postseason sack and his first since Jan. 7, 2007, when he sacked Philadelphia's Jeff Garcia in an NFC Wild Card Game.

Bernard's sack was the fifth of his postseason career and first since Jan. 14, 2007 for Seattle against Chicago's Rex Grossman. It was Bernard's first sack in any game since Dec. 19, 2010, when he brought down Philadelphia's Michael Vick.

*The Falcons scored first, when Eli Manning was penalized for intentional grounding in the end zone with 13:44 remaining in the second quarter. It was the first time a Giants opponent scored on a safety in a postseason game since Super Bowl XXV on Jan. 25, 1991, when Buffalo's Bruce Smith sacked Jeff Hostetler in the end zone. It was the second safety allowed by the Giants this season. On Oct. 9, Seattle's Anthony Hargrove tackled D.J. Ware in the end zone for two points.

*Lawrence Tynes scored six points on a field goal and three extra points to increase his Giants postseason total to move him past Matt Bahr (30) and into third place on the franchise's career list. Brad Daluiso and Ken Strong share second place with 36 postseason points. Amani Toomer is the franchise record-holder with 42.

*This season, Manning passed for 4,933 yards, while Matt Ryan had 4,177. Their combined passing yards (9,110) is the second-most in NFL history by opposing starting quarterbacks in a playoff game. The record was set last night in the Detroit-New Orleans game when Drew Brees and Matthew Stafford squared off with a 10,514 yards.

*The Giants have won their last four games against the Falcons, including three in the regular season.

*The Giants' inactive players were wide receiver Ramses Barden, running back Da'Rel Scott, linebacker Mark Herzlich, offensive linemen Jim Cordle and James Brewer and defensive linemen Jimmy Kennedy and Justin Trattou.

*George Martin, Ottis Anderson and David Tyree – each representing a Giants Super Bowl championship team – joined captains Manning, Justin Tuck, Zak DeOssie, Chris Snee and Deon Grant at midfield for the coin toss.

*Cornerback Aaron Ross and running back D.J. Ware left the game with concussions.

WEEK 17: GIANTS 31, COWBOYS 14

January 1, 2012

EAST RUTHERFORD, N.J. – Reupholster the NFC East throne Giants blue.

With their season, division title and playoff aspirations down to a one-game, do-or-die situation Sunday night, the Giants responded with an impressive and memorable victory. They jumped out to a 21-point lead in the first half and went on to defeat the Dallas Cowboys, 31-14, in MetLife Stadium.

The Giants' second-straight victory to end the season gave them the NFC East championship with a 9-7 record, one game better than the Cowboys, who they beat twice in the last four games. They earned their first division title and first postseason berth since 2008 and will host the Atlanta Falcons in an NFC Wild Card Game next Sunday at 1 p.m. Atlanta finished 10-6 and in second place in the NFC South.

The Giants and Falcons have never before met in the playoffs.

"NFC East champions - that is a great thing to hear and I won't get tired of hearing that over and over again," Coach Tom Coughlin said.

The first-place finish is the Giants 23rd and the postseason appearance will be their 31st, both NFL records. They are the first team to win the NFC East title with less than 10 victories since the 1970 merger.

The Giants rode to the title on the same path that had brought them to so many victories this season – Eli Manning throwing passes and Victor Cruz catching them. Manning completed 24 of 33 passes for 346 yards, three touchdowns and no interceptions, a passer rating of 136.7. Cruz caught six of them for a career-high 178 yards, a 29.7-yard average. He made arguably the biggest play of the game, a 44-yard grab on third down in the fourth quarter to keep alive the drive that ended a Lawrence Tynes' 28-yard field goal.

Manning threw touchdown passes of 74 yards to Cruz, 10 yards to Ahmad Bradshaw and four yards to Hakeem Nicks. Bradshaw also scored on a five-yard run and Tynes kicked the 28-yard field goal.

After the game, Cruz stayed on the field and soaked up the adulation of the Giants fans. It was well-deserved. He finished the season with 82 catches for a franchise-record 1,536 yards and a team-high nine touchdown receptions.

"It was just surreal," Cruz said of his postgame reception from the fans. "I've come a very long way. I've had a lot of ups and downs in my life. It was just exhilarating to see all of the fans. Essentially, part of this game is that we do it for them. It's for them to be around to keep us in the game. They're a big part of this game as well. I wanted to show them some love and go over there and talk to them a little bit and stuff like that. That's what that was."

The Giants seem a bit amazed by what Cruz has accomplished.

"Where did we get this guy from?" Justin Tuck said. "Obviously, Eli's had an awesome year, but it just seems like when we need a big play (Cruz) has stepped up and been that guy. I think those two are co-MVPs. Some of the plays he's made this year have been tremendous. It gets to the point now

where you look at him, the catch over the middle in the fourth quarter, I'm like, 'Why didn't you score? You do it every other day.' He's just been a tremendous help for this offense and this entire team. It's fun to watch him."

Dallas scored on Tony Romo touchdown passes of 34 and five yards to Laurent Robinson in the second half. The Giants sacked Romo six times, intercepted him once and stopped him on a quarterback sneak on a fourth down at the Giants 10-yard line early in the fourth quarter.

The Giants, however, had to punt and Dallas took possession at the Giants' 26-yard line after Devin Thomas was penalized for unnecessary roughness on the return. On first down, Romo's short pass to Dez Bryant gained 17 yards. Felix Jones then ran for three yards before Robinson scored the touchdown when he ran a simple in-cut and caught Romo's pass with 10:15 remaining. The Giants' once-commanding lead was down to seven points at 21-14.

Dallas looked like it would keep the momentum when the Giants faced a third-and-seven on the ensuing drive. But Manning dropped back and moved around to bide time and fired down the field for Cruz, who jumped in front of Orlando Scandrick for a critical 44-yard gain to the Cowboys' 28-yard line. Two plays later, Cruz caught a 20-yard pass. Moments later, Tynes kicked the field goal that gave the Giants some breathing room.

"We hadn't been real good on third downs in the third and fourth quarters so it was a big play of the game right there," Manning said of the long gain. "I was really thinking of going to Manningham on the right sideline, but got some pressure up front and couldn't make the throw. So I wheeled around and saw him down the middle of the field and knew the safety wouldn't be a problem. I underthrew it a little bit; I wish I would've gotten more out there, but the corner, with the back to me there's a good chance you're going to get pass interference or reason to come down with the catch. I didn't think it was a risky throw to be intercepted, and Victor does a great job of going up there and being strong and making the play. So it was a huge play at that point in the game."

"It was basically me going up the seam and I saw the safety go opposite of where I was going," Cruz said. "I just continued up the seam and when I turned around Eli was shaking off some defenders. He just eased one over to me and I kind of made a play on the ball."

The Cowboys then went three-and-out and when Chris Jones' punt traveled only 26 yards, the Giants took possession at the Dallas 45-yard line. Manning found Nicks for a 36-yard gain and on the next play, for a four-yard touchdown. With 3:41 remaining, the lead was back up to 17 points and the Giants could start celebrating their division championship.

Robinson's first touchdown put the Cowboys on the scoreboard with 6:54 remaining in the third quarter. On first down, Robinson lined up on the right side, got behind Corey Webster and caught Romo's throw at the 10-yard line before stumbling across the goal line.

The Cowboys' nine-play drive covered 94 yards, the longest by a Giants opponent since Indianapolis scored on a 98-yard drive on Sept. 19, 2010.

The 34-yard touchdown pass was the longest play on the drive, which also included Romo passes of 19 yards to Jason Witten and 12- and nine-yarders to Robinson.

Bradshaw scored his touchdowns in the second quarter, when the Giants increased their lead to 21-0, their biggest advantage after two quarters since they led Philadelphia, 24-3, on Dec. 19, 2010.

It was the second time this season the Giants did not allow a point in the first half; they were tied with New England, 0-0, on Nov. 6.

With 1:09 remaining in the quarter, Bradshaw caught a short Manning pass at the 10, cut to his right and stepped into the end zone for his second touchdown and a 21-point Giants advantage.

The play capped an eight-play, 80-yard drive that took 3:24 to complete. The long play on the march was Bradshaw's 29-yard run up the middle. Fullback Henry Hynoski caught three passes for 30 yards in the series, the last a 12-yarder punctuated by a leap over cornerback Terence Newman that gave the Giants a first down at the Dallas 10-yard line. Bradshaw scored on the next play.

Bradshaw gave the Giants a 14-0 lead with his five-yard touchdown run with 13:27 remaining in the second quarter.

On second-and-goal, Bradshaw took a handoff from Manning and looked as if he'd be stopped in the backfield for a loss by safety Abram Elam. But Bradshaw slipped away from Elam, ran to his right and did not slow down until he had crossed the goal line.

The score concluded a 10-play, 68-yard drive that spanned the first and second quarters and included Manning passes of 18 yards to Nicks and 14 yards to Thomas. The Giants were also aided by a defensive pass interference penalty on Alan Ball, who roughed up Cruz as the receiver went for a Manning pass.

The Giants scored first, on Cruz's 74-yard catch and run with 4:57 remaining in the first quarter. On third-and-one from the 26, the Giants went into a spread formation. Manning took the shotgun snap, moved to his left and fired a pass to Cruz, who caught the ball at the 31, turned upfield right in front of the Giants' bench area and outran Newman and Gerald Sensabaugh to the end zone for his the touchdown.

"The touchdown one was just a simple out route," Cruz said. "It's usually a play we call on third and one or two. I was able to get out. I caught it and when I turned up field I saw Hakeem giving me a great block. I saw the sideline wide open, so I continued up the sideline. I was looking at myself on the Jumbotron making sure they weren't too close. I just continued up the sideline right to a touchdown."

It was Cruz's fifth touchdown reception this season of at least 68 yards and his fourth of at least 72 yards, including the team-record 99-yarder last week vs. the Jets.

The score concluded a six-play, 96-yard drive that was the second-longest of the season, exceeded only by the 99-yard march last week. Tight end Bear Pascoe kept the drive alive by catching a pass on third-and-nine, high-jumping over Newman and turning it into a 17-yard gain.

Less than three hours later, the Giants were officially jumping into the playoffs.

"We're ready," said linebacker Mathias Kiwanuka. "This is the situation that we wanted to be in. We went a roundabout way of getting there but we're in the playoffs. The slate is wiped clean and we're ready to go."

WEEK 17: GIANTS 31, COWBOYS 14

NOTES, ANECDOTES AND STATISTICS

EAST RUTHERFORD, N.J. – Notes and statistics from the Giants' 31-14 victory over the Dallas Cowboys.

*The Giants won their final two games to finish 9-7 and win the NFC East championship. They will host the 10-6 Atlanta Falcons Sunday at 1 p.m. in an NFC Wild Card Game.

*The Giants' finished in first place for an NFL-record 23rd time. They had been in a three-way tie with the Chicago Bears and the Green Bay Packers (this season's NFC North titlists).

*The Giants will make their 3rd 1st postseason appearance, which is also a record. They had been tied with Dallas for the most playoff seasons in league history.

*The Giants won their final two regular season games for the first time since 2002, when they finished the season with a four-game winning streak and reached the playoffs as a wild card team.

*With their 9-7 record, the Giants have finished .500 or better for seven consecutive seasons, their longest streak since they did it 10 years in a row from 1954-63.

*This is the first time since the 1970 merger that the NFC East champion has fewer than 10 victories.

The last time the Giants played in a division in which the titlist had single-digit victories was 1967. That year, they finished 7-7 in the Century Division of the NFL's Eastern Conference. The Cleveland Browns won the division with a 9-5 record. The Giants haven't finished in first place with less than 10 victories since 1958, when their 9-3 mark tied Cleveland atop the Eastern Conference. The Giants won the conference playoff before losing to Baltimore, in overtime, 23-17, in what some call the "Greatest Game Ever Played."

*The Giants beat the Cowboys twice in the last four weeks to sweep the season series from Dallas for the second time in three years.

*The Giants finished 4-4 at home in their second season in MetLife Stadium.

*The Giants' defense tied its season high with six sacks; the unit also had six vs. Seattle on Oct. 9. The Giants finished with 48 sacks, their highest total since the 2007 Super Bowl champions led the NFL with 53.

*The Giants finished the season with an NFL-low 1,427 rushing yards (89.2 a game). They are just the second team since 1990 – when a second wild team was added in each conference – to make the playoffs with the league's fewest rushing yards. The others were the 2008 Arizona Cardinals and the 2009 Indianapolis Colts – both of those teams reached the Super Bowl.

*Dallas rushed for only 49 yards, the lowest total by a Giants opponent since Seattle ran for 37 yards on Nov. 7, 2010.

*The Giants had 331 net passing yards and had an at least 200 passing yards in every game in a season for the first time in their history.

*The Giants had no offensive turnovers for the fourth time this season.

Since 2009, they have won their last six games in which the offense did not turn over the ball.

*The Giants led at halftime, 21-0, their biggest advantage after two quarters since they led Philadelphia, 24-3, on Dec. 19, 2010. It was the first time they jumped out to a 21-0 lead since Oct. 10, 2010 at Houston. Their 21-point lead was the largest they had in any game this season.

*It was the second time this season the Giants did not allow a point in the first half. On Nov. 6, they were tied with New England at halftime, 0-0.

*The Giants scored their first touchdown on a 74-yard pass from Eli Manning to Victor Cruz that concluded a 96-yard drive. It was the second-longest series of the season in terms of yards gained; the Giants scored on a 99-yard drive last week vs. the Jets – also on Cruz catch-and-run of a Manning pass.

*Dallas later scored a touchdown on a 96-yard drive, the longest by a Giants opponent since Indianapolis traveled 98 yards to a touchdown on Sept. 19, 2010. The longest previous drive by an opponent this season was a 90-yarder by Miami on Oct. 30.

*Tom Coughlin won his 142nd regular season game as an NFL head coach, tying him with former Tennessee coach Jeff Fisher for 19th place on the all-time list.

*Coughlin also has eight postseason victories and became the 19th coach in NFL history with 150 wins.

*Coughlin has led the Giants to the postseason for the fifth time, tying him with Bill Parcells for the most appearances by a Giants coach. This will be Coughlin's ninth postseason appearance, including four with the Jacksonville Jaguars.

*Eli Manning completed 24 of 33 passes for 346 yards, three touchdowns, no interceptions and a passer rating of 136.7 that was his second-highest of the season (he had a career-high rating of 145.7 at Philadelphia on Sept. 25).

*It was Manning's eighth 300-yard game of the season and the 22nd of his career, breaking a tie with Phil Simms and moving him into first place on the Giants' career list.

*Manning's four-yard touchdown pass to Hakeem Nicks with 3:41 remaining was his 15th this season in the fourth quarter, an NFL record. Manning had been tied at 14 with Hall of Famer Johnny Unitas (1959) and Peyton Manning (2002).

*Manning, who threw every one of the Giants' passes this season, finished the season with Giants records in attempts (589), completions (359) and yards (4,933). His 29 touchdown passes were the second-highest total of his career (he had 31 last year) and his 16 interceptions were nine fewer than he threw in 2010.

*Victor Cruz caught six passes for 178 yards (29.7-yard average), including a 74-yard touchdown. The 178 yards was the highest total by a Giant since Plaxico Burress had 205 in a victory over St. Louis on Oct. 2, 2005.

*It was Cruz's fifth touchdown reception this season of at least 68 yards and his fourth of at least 72 yards (both Giants records), including the team-record 99-yarder last week vs. the Jets.

*Cruz finished the season with a franchise-record 1,536 yards – 193 more than Amani Toomer's former team record – and a team-high nine touchdown receptions. Cruz's 82 catches tie him with Toomer (2002) for second on the Giants single-season list behind Steve Smith's 107 in 2009.

*Nicks caught five passes for 76 yards and a touchdown and finished the season with 76 receptions for 1,192 yards and seven scores.

*Ahmad Bradshaw scored the Giants' second touchdown on a five-yard run in the second quarter. It was his ninth rushing touchdown of the season, breaking the career-high of eight he set in 2010 – which broke the career-high of seven he established in 2009. It was the second year in a row a Giants back rushed for nine touchdowns; Brandon Jacobs did it in 2010.

*Bradshaw also scored the Giants' third touchdown on a 10-yard reception with 1:09 remaining in the second quarter. It was his second career touchdown catch and first since Sept. 14, 2008 at St. Louis, where he had an 18-yard touchdown reception.

*Bradshaw scored two touchdowns for the second week in a row; he scored on runs of 14 and 19 yards in the victory over the Jets. The last Giant to score at least two touchdowns in back-to-back games was Brandon Jacobs on Nov. 9 (two three-yard runs at Philadelphia) and Nov. 16, 2008 (two one-yard runs vs. Baltimore).

*Bradshaw was the first Giants player to score on rushing and receiving touchdowns in the same game since Jacobs scored on a one-yard run and a 74-yard catch on Dec. 6, 2009, also in a home game vs. Dallas. Bradshaw accomplished the feat in 2008 in St. Louis, where, in addition to his 18-yard catch, he scored on a 31-yard run.

*Bradshaw had a 29-yard run, his and the team's third-longest of the season.

*Fullback Henry Hynoski had a season-high four catches, including three on one second-quarter drive.

*Jason Pierre-Paul had one of the Giants' six sacks to finish the season with 16.5, the highest total by a Giant since Michael Strahan had 18.5 in 2003.

*Osi Umenyiora played for the first time since spraining his ankle in New Orleans on Nov. 28 and sacked Tony Romo twice – his first against Dallas since Oct. 23, 2006. Despite missing seven games, Umenyiora's 9.0 sacks were the team's second-highest total.

*Justin Tuck, Chris Canty and rookie Jacquian Williams had the other sacks. It was the first sack of Williams' career.

*Antrel Rolle intercepted Tony Romo in the third quarter, his second pick of the season. He had a pick at Arizona on Oct. 2. The Giants intercepted 20 passes this season, their highest total since the 2000 NFC champions had 20.

*The Giants won the pregame coin toss for the seventh time this season and for the first time deferred receiving the ball until the start of the second half. Three of their opponents deferred after winning the coin toss – Buffalo, Miami and the Jets.

*The Giants' inactive players were tight end Jake Ballard (knee), wide receiver Ramses Barden, linebacker Mark Herzlich (ankle), offensive linemen Jim Cordle and James Brewer, defensive tackle Jimmy Kennedy and defensive end Justin Trattou.

*The Giants' first-place finish determined their final two opponents for the 2012 season: They will host the Green Bay Packers and visit the 49ers in San Francisco – as they did this season. The Packers and 49ers each won their division titles.

The remainder of the Giants' opponents is determined by the NFL's scheduling rotation. They will, of course, play home-and-home series with NFC East foes Dallas, Philadelphia and Washington. In 2012, the NFC East will play the NFC South and the AFC North. The Giants will host New Orleans, Tampa Bay, Cleveland and Pittsburgh and travel to Atlanta, Carolina, Baltimore and Cincinnati.

WEEK 16: GIANTS 29, JETS 14

December 24, 2011

EAST RUTHERFORD, N.J. – Talk never seemed so cheap and playing a game was never as sweet as it was for the Giants Saturday in MetLife Stadium.

After a week listening to the Jets sling verbal barbs in their direction – and arriving at the stadium to find the Super Bowl logos painted outside their locker room had been covered with a black curtain by the home-team Jets – the Giants answered in the best possible fashion. They took the lead on a franchise-record 99-yard touchdown pass in the second quarter and never relinquished it in delivering a 29-14 decision over the Jets.

The Giants improved to 8-7 and the victory sets up an NFC East title game in the same venue next week against the Dallas Cowboys, who sport the same record. The winner will capture the division championship and host a wild card playoff game the following week. The loser will end its season at 8-8.

“This is a big win because of everything that was on the line - playoffs and we knew we had to win this game to have a shot to keep ourselves in the playoff hunt,” said Eli Manning, who threw the record pass to Victor Cruz. “Playing against the cross-town rivals - a lot was on the line. Guys stepped up and made some big plays.”

“They did a lot of talking and we let our play do the talking for us,” said safety Kenny Phillips. “We will just leave it at that.”

Justin Tuck, who had a big game with four tackles, a sack and two passes defended, admitted the victory was a little more special because the Jets had been typically chatty during the week.

“We know it’s going to be hyped up – it should be,” Tuck said. “I know we did a good job of saying, ‘Talk is cheap, play the game’ all week, but we knew they were going to talk a lot and we talked a little bit ourselves. We’re not that innocent. The thing we did is we came out and backed it up. That’s the most important thing. It was a must-win game for us and we get to go off to the next round, play for a playoff berth.”

“Talk is cheap, play the game” is an ideal Coach Tom Coughlin delivered to the team in 2007. He mentioned it again last week even before the trash-talking reached its peak. After the game, Coughlin stuck to his script.

“We won the game and it keeps us in the playoffs,” Coughlin said. “It keeps us in the hunt with destiny in our hands. That is the only way to look at it.”

This game belonged to the Giants’ defense. The Jets ran 89 plays – 12 more than any other opponent this season – and held the ball for 36:06, 14 minutes longer than the Giants. But the Jets averaged only 3.7 yards per play and managed only two touchdowns in 16 offensive possessions.

“I told our defense that last week we practiced with more energy and more enthusiasm and greater speed than we had in a long time,” Coughlin said. “It was shocking, I looked up and said is that the same guys. I tell you they had great purpose and the way they practiced is the way they played. Tonight they were exceptional and regardless of the circumstances, kept turning the Jet offense back and that was the determining factor in the game.”

“We played great team defense today,” safety Antrel Rolle said. “We were relentless. We played great team ball. We forced some turnovers. We never buckled. We stayed relentless and kept our eyes on the prize. We have to keep our eye on the prize and understand that this is just the beginning of the battle. We are in playoff mode right now. We understand that and our coaches did a great job of preparing us all week. We had a game plan and we stuck to it 100 percent.”

In addition to the Cruz’s record touchdown, the Giants scored on a pair of

rushing touchdowns by Ahmad Bradshaw, two Lawrence Tynes’ field goals and a safety when Chris Canty sacked Mark Sanchez in the end zone.

The Jets, whose playoff hopes were severely damaged as they fell to 8-7, got Sanchez’s five-yard touchdown pass to Josh Baker on their first offensive series and Sanchez’s one-yard run in the fourth quarter.

The Giants got the first score of the second half with 13 seconds remaining in the third quarter on Bradshaw’s 14-yard run. On first down, Bradshaw took a handoff, slipped between blocks by Chris Snee and Kareem McKenzie before steamrolling safety Brodney Pool at the seven and continuing to the end zone.

The score capped a four-play, 81-yard drive that was highlighted by Manning’s 36-yard pass to Cruz. On the next snap, Brandon Jacobs motored around left end for a season-long 28-yard gain to the 14. Bradshaw scored on the next play.

On the first play of the fourth quarter – and the third play of the Jets’ subsequent drive – Kenny Phillips intercepted an overthrown Sanchez pass for Jeremy Kerley and returned the ball to the Jets’ 14-yard line. But the Giants lost four yards, so Tynes came onto kick a 36-yard field goal, which increased the Giants’ lead to 20-7 with 13:18 remaining.

The Jets’ ensuing possession was a wild one that included a) a defensive pass interference on Deon Grant, b) an offensive pass interference by Plaxico Burress that nullified his touchdown reception, and c) a Tuck fumble recovery that was wiped out on a review when referee Peter Morelli ruled it was actually a forward pass. The possession ended when Sanchez fumbled a snap from the one-yard line and Jacquian Williams recovered the ball in the end zone with 8:53 remaining in the game.

But the Giants gave the ball right back to the Jets when Manning’s pass for Hakeem Nicks was intercepted by David Harris, who returned it to the 11-yard line. Two plays later, another Sanchez fumble was nullified when Morelli again ruled it was a pass. This time, the Jets capitalized and Sanchez’s one-yard run around right end made it 20-14 with 7:17 remaining.

With 2:24 left, the Jets took possession at their own eight-yard line after Steve Weatherford’s ninth punt. On the next play, Canty crashed through the line and tackled Sanchez, who tried to get rid of the ball as he was going down. But Morelli ruled that his forward progress had stopped in the end zone, where a sack is a safety.

The Jets attempted an onside kick on the free kick, but the ball went out of bounds at the Giants’ 19. On first down, Bradshaw took a handoff, darted to his right and scored the clinching touchdown (and giving the Giants nine points in nine seconds).

“After the safety, I was telling Ahmad that it has happened twice to me where everybody is loaded up and the ball comes popping through,” Coughlin said. “It is a great scene.”

Corey Webster’s interception with 40 seconds left sealed the deal.

The Giants took a 10-7 lead on an event that hadn’t previously occurred in the 87-year history of the franchise – a 99-yard play. This one was a pass from Manning to Cruz, who scored his eighth touchdown of the season.

On third-and-10 from the Giants’ one – where the Jets had downed a punt, Manning threw to the right side for Cruz, who caught the ball at the 11. Cruz eluded tackle attempts by Antonio Cromartie and Kyle Wilson and took off down the sideline. Safety Eric Smith lunged at him near midfield, but

Cruz skipped away from him and quickly covered the rest of the ground to the end zone. He scored with 2:12 remaining in the first half

“Just a great effort by him,” Manning said of Cruz. “We wanted to call something to have a shot to get the first down, but get the ball out of my hands pretty quickly when you’re backed up in your own end zone. Threw it to him and it was going to be close if we got the first down or not. I was just kind of hoping that he could maybe fall forward to get the first down in that situation. But he made two guys miss and then you saw a little speed. I thought the safety had an angle on him on the sideline, but he ran by everybody.

“A huge play in the game right there - we’re down, at that point we were backed up. If we were to punt there, the Jets would’ve gotten great field position, a chance to score before halftime and take a pretty big lead. Obviously that flip-flopped everything. We take the lead, they miss the field goal, we go into halftime with a three-point lead in that situation. So a great effort by him and a huge play.”

The 99-yard play was the longest in Giants history. The previous standard was a 98-yard pass from Earl Morrall to Homer Jones at Pittsburgh on Sept. 11, 1966. Cruz’s reception was the fourth completion of at least 90 yards in Giants history.

Manning’s previous long throw was a 92-yard touchdown to Mario Manningham in the 2010 season finale at Washington on Jan. 2, 2011. Cruz’s previous long reception was a 74-yarder at Philadelphia on Sept. 25.

The Giants took the three-point lead into their locker room at halftime when Nick Folk missed a 44-yard field goal attempt as time expired in the second quarter.

Tynes’ 21-yard field goal with 11:51 remaining in the second quarter moved the Giants to within 7-3.

The nine-play, 53-yard drive included a 20-yard reception by Nicks and a 29-yard catch-and-run by Cruz, which advanced the ball to the Jets’ two. But the Giants could not get the ball into the end zone. Manning threw incomplete passes to Travis Beckum and Nicks on either side of Jacobs’ run that was stopped for no gain.

The Jets took a 7-0 lead on their first offensive possession on Baker’s five-yard touchdown reception. On first-and-goal, Baker lined up in the backfield, slipped through the line and cut to his left. He caught Sanchez’s short pass at the two and stepped into the end zone.

After the Giants punted on the game’s first series, the Jets drove 53 yards in 10 plays. The Jets came up short on their only third-down conversion attempt on the drive. But when they went for it on fourth-and-four, the Giants were penalized for having 12 men on the field, giving the Jets a first down at the Giants’ 31.

Two plays later, Sanchez and Santonio Holmes hooked up for a 13-yard gain. After a two-yard run, Burrell caught an 11-yard pass, setting up a first-and-goal at the five. Baker scored the game’s first points on the next play.

WEEK 16: GIANTS 29, JETS 14

NOTES, ANECDOTES AND STATISTICS

*The Giants improved to 8-7. They will face the Dallas Cowboys, also 8-7, in a winner-take-all game for the NFC East title on New Year's Day in MetLife Stadium. The Giants' victory today eliminated the Philadelphia Eagles from playoff consideration.

*The eighth victory guarantees the Giants will finish with a non-losing record for the seventh consecutive season, the franchise's longest such streak since the Giants had 10 in a row from 1954-63.

*The Giants swept their four AFC foes this season, the first time they were undefeated in inter-conference games since 1989, when they were also 4-0.

*The Giants won their fifth consecutive regular season game vs. the Jets and lead the series, 8-4.

*The game included some unusual numbers. The Giants outgained the Jets by a yards (332-331), despite running 34 fewer plays (89-55) and owning the ball for almost 14 fewer minutes (36:06-23:54).

*The Giants finished with 11 first downs, their lowest number since they had 11 at Minnesota on Jan. 3, 2010 (the 2009 season finale). It was their fewest first downs in a victory since Sept. 12, 1999, when they had four first downs in a 17-13 victory at Tampa Bay.

*The Giants rushed for 115 yards, their highest total since they ran for 122 yards in a victory over Buffalo on Oct. 16.

*The Giants' time of possession of 23:54 was their third-lowest of the year. They owned the ball for 23:09 and 23:42 in their two games vs. Philadelphia.

*The Giants (and Steve Weatherford) tied a season high with nine punts. They also punted nine times vs. the Eagles on Nov. 20.

*The defense sacked Mark Sanchez five times, tying the season high it set against Miami on Oct. 30.

*The victory was the 149th of Tom Coughlin's career (141 regular season and eight in the postseason). That broke a tie with Tony Dungy and moved Coughlin into sole possession of 19th place on the NFL's career list. Coughlin is 20th in regular season victories, one behind Jeff Fisher.

*Coughlin was limping following the game after suffering an undetermined leg injury when he was hit on the sideline at the end of a 17-yard run by D.J. Ware.

"Never better," Coughlin said. "Nobody is worried about how fast I am and nobody was ever worried about that, as a matter of fact. I got it on the knee but I think it is up higher. You can imagine what the players said when they went by, 'No toughness, no championship.' I said, 'You are exactly right.'"

*Eli Manning completed nine of 27 passes for 225 yards, one touchdown and an interception. The nine completions were his fewest in a game since he had eight on Oct. 11, 2009 against Oakland – but he played only the first five series in that game. It was his lowest total in a full game since he completed seven passes at Buffalo on Dec. 23, 2007.

*Manning increased his franchise single-season record to 4,587 passing yards.

*The Giants scored their first touchdown on the longest play in the 87-year history of the Giants, a 99-yard pass from Manning to Victor Cruz. The previous long play was a 98-yard pass from Earl Morrall to Homer Jones at Pittsburgh on Sept. 11, 1966. It was the fourth pass of at least 90 yards in Giants history.

*Manning's previous long throw was a 92-yard touchdown to Mario

Manningham in the 2010 season finale at Washington on Jan. 2, 2011.

*Cruz's previous long reception was a 74-yarder at Philadelphia on Sept. 25.

*Cruz caught three passes – he was the only Giants player with more than one – for 164 yards. That increased his season total to 1,358 yards, a new franchise record. The previous mark of 1,343 yards was set by Amani Toomer in 2002.

*Cruz's sixth 100-yard game of the season set another Giants record. He had been tied with Del Shofner (1963) and Homer Jones (1968).

*Ahmad Bradshaw rushed for 54 yards and two touchdowns on 15 carries. He has eight rushing touchdowns this season, tying the career high he set in 2010.

*Bradshaw's 54 yards increased his career total to 3,160. That moved him past Hall of Famer Tuffy Leemans (3,132) and into 10th place on the Giants' career list.

*It was the second time this season a Giants back rushed for two touchdowns; Brandon Jacobs did it on Dec. 11 in Dallas.

*Jacobs ran for 42 yards on seven carries, including a 28-yard run that was his longest of the season and the Giants' longest since Bradshaw had a 30-yarder vs. Buffalo on Oct. 16.

*Jason Pierre-Paul had two of the Giants' five sacks, increasing his season total to 15.5, the most by a Giant since Michael Strahan had 18.5 in 2003.

*Justin Tuck, Dave Tollefson and Chris Canty had the Giants' other sacks. Canty's sack of Sanchez in the fourth quarter resulted in a safety, the first of his career and the second by the Giants in three games; on Dec. 11 in Dallas, Pierre-Paul sacked Tony Romo for a safety.

*Corey Webster and Kenny Phillips each intercepted Sanchez passes. The pick was Webster's team-high sixth of the season, the highest total by a Giant since Emmanuel McDaniels had six in 2000. Phillips picked up his fourth interception. He had four in his first three seasons combined.

*Antrel Rolle, lined up as the up-back, ran back a punt three yards in the first quarter, his first punt return since he was with Arizona in 2009, when he had six returns for 55 yards.

*The Jets scored a touchdown on their first possession on Mark Sanchez's five-yard pass to Josh Baker. It was the third time this season and the first time in eight games the Giants surrendered a touchdown on their opponent's opening series. It had last happened vs. Miami on Oct. 30. The Giants are 2-1 this season and 14-14 under Coughlin when their opponents score a first-possession touchdown.

*Center David Baas returned to the starting lineup after missing three games with a neck injury. Kevin Boothe moved over to left guard.

*Bear Pascoe started at tight end, but did not have a reception.

*The Giants' inactive players defensive end Osi Umenyiora, wide receiver Mario Manningham, tight end Jake Ballard, defensive tackle Jimmy Kennedy, linebacker Mark Herzlich and offensive linemen Jim Cordle and James Brewer.

WEEK 15: REDSKINS 23, GIANTS 10

December 18, 2011

EAST RUTHERFORD, N.J. – First, the bad news: The Giants played one of their poorest games of the season Sunday and lost to the Washington Redskins, 23-10, in MetLife Stadium.

Now the ray of hope: Although they fell to 7-7, the Giants can still win the NFC East title if they win their last two games, against the Jets and Dallas Cowboys, whom they trail by a game.

But the jarring reality is this: The Giants will be eliminated from postseason consideration if they lose Saturday to the Jets – they will be the visiting team – and Dallas defeats the Philadelphia Eagles at home.

The Giants collectively put up a brave and optimistic face, even while admitting the loss to Washington was bitterly disappointing and the performance fell far short of their expectations, particularly in light of their big victory a week ago in Dallas.

“I told the players that I just expected to see more,” Coach Tom Coughlin said. “I expected to see quality, quality execution and really, quite frankly, we didn’t get much of that.”

The players were in no position to disagree. The Giants didn’t score a touchdown until 33 seconds remained in the game. They threw three interceptions. The Giants’ defense picked off two passes in the first quarter and punted after each of them. Washington converted eight of 15 third down opportunities, rushed for 123 yards and owned the ball for 10 more minutes (35-25).

“Obviously, the one word that comes to mind is disappointing, a little bit embarrassed,” defensive end Justin Tuck said. “Knowing what we had at stake, it is disappointing.”

“They played better than us. That’s all it came down to,” said quarterback Eli Manning, who completed 23 of 40 passes for 257 yards, but threw those three picks. “They had a good plan defensively. Some things that we were expecting, we didn’t get. We still had opportunities for some big plays early on - we didn’t capitalize on. That hurt us. The defense got us turnovers early in the game. We got nothing off of that. Even late in the second half, when we got into scoring range, we didn’t score. We had turnovers, had a missed field goal, had a stop on downs. It came down to we just didn’t execute as well as we needed to. Their offense played well, kept us off of the field a good bit.”

The Redskins, who improved to 5-9, scored on Rex Grossman’s 20-yard touchdown pass to Santana Moss, Darrel Young’s six-yard run and Graham Gano field goals of 36, 43 and 25 yards. Washington, which defeated the Giants on Sept. 11 in FedExField, swept the season series for the first time since 1999.

“We didn’t play well,” running back Brando Jacobs said. “We were disappointed in each other. We disappointed our fans. We just have to play better. We didn’t want it bad enough the first time we played these guys and we didn’t want it bad enough this time.”

Lawrence Tynes’ 40-yard field goal was the only scoring for the Giants until Ahmad Bradshaw crossed the goal line from three yards out in the final minute.

The Giants thought they had a touchdown in the fourth quarter on a Manning pass to D.J. Ware, but it was taken off the board after a replay review, resulting in a fourth down at the two-yard line. David Diehl’s holding penalty sent them back to the 12 and Manning was sacked for a 13-yard loss by Ryan Kerrigan, putting the Giants in dire straits with 8:53 remaining.

“They do some things defensively where we thought we had a good plan and could hit a few big plays,” Manning said. “That’s what it was going to take - a few big plays, some long touchdowns to spark our offense and loosen (the defense up) also. They were there. We just didn’t capitalize on those. We got down, obviously had some turnovers that hurt us. But we still had opportunities in the third and fourth quarter to go down and get some points, make it a game, and we weren’t able to score.”

“They were the best team today, hands down,” safety Antrel Rolle said. “I don’t think we came out flat, we just didn’t have enough fight throughout the entire game. It’s football, man. If you don’t have enough fight, then you don’t deserve to be on the field and that’s the bottom line. We have to get that together.”

Trailing 17-3 at halftime, the Giants needed a productive start in the third quarter – but they didn’t get it.

On the second play, Manning’s pass down the right side for Hakeem Nicks was intercepted by DeAngelo Hall, who returned the ball 34 yards to the Giants’ 26-yard line. The Redskins gained one yard on three plays before Gano kicked his second field goal, a 43-yarder that increased the visitors’ lead to 20-3 with 1:49 remaining in the quarter.

The Giants then put together one of their best drives of the game, moving from their own 20 to the Redskins’ 18. But Manning was sacked for an eight-yard loss by Stephen Bowen and Tynes was wide left on a 44-yard field goal attempt.

“Throwing an interception on the first series of the second half doesn’t help,” Manning said. “But we got the ball back the next time, drove right down there and had a sack on third down that prevented us from keeping the drive going and then had the missed field goal.”

Washington responded by moving 59 yards in nine plays to set up Gano’s 25-yard field goal on the first play of the fourth quarter. That gave the Redskins a 23-3 lead.

On the ensuing possession, Manning threw his third interception of the game on a pass to Mario Manningham that was picked off in the end zone by cornerback Josh Wilson.

“Had a fade route out there,” Manning said. “They were doubling our tight end and Z so I was going to throw it to the back corner of the end zone. That’s where we always try to hit those. I guess he went inside at the last second so it made it a little bit too easy of a play for the defensive back.”

Manning was asked how he felt after the pick.

“Disappointed. Upset,” he said. “There was a great opportunity. We were going to go down and score and get back into the game. We knew we needed three scores at that point - three touchdowns at that point. We hit a big play, drove down there very quickly. Would have been nice to get a touchdown, put a little pressure on the Redskins knowing that we’ve been good with those two-minute drives.”

But they never had an opportunity to make one of the fourth-quarter comebacks that have been such a big part of their season.

Tynes’ 40-yard field goal with two seconds remaining in the second quarter left the Giants facing a 14-point halftime deficit.

After stopping the Redskins on fourth down, the Giants drove 46 yards in six plays, including an 18-yard pass that bounced off Bradshaw’s foot and was caught by the running back while lying on his back. Manning also threw 15

yards to Jake Ballard and 13 yards to Manningham on the drive.

Most of the half belonged to Washington. Young's touchdown gave the Redskins a 17-0 lead with 7:56 remaining in the second quarter. On first down from the six, the fullback took a handoff and ran up the middle for the score.

The Redskins' nine-play, 41-yard drive was set up by Oshiomogho Atogwe's interception of a Manning pass for D.J. Ware that hit linebacker London Fletcher and was caught by a diving Atogwe. Coughlin challenged the ruling, hoping the ball hit the ground, but referee Alberto Riveron upheld the call on the field.

Atogwe returned the ball 26 yards to the Giants' 41-yard line. Washington picked up two first downs while running on each of the first six plays of the drive. Grossman's 16-yard pass on third-and-14 to Jabar Gaffney moved the ball to the six, and Young scored on the next play.

The Redskins scored their first touchdown on Grossman's pass to Moss with 13:42 remaining in the second quarter. On third-and-eight, Moss caught the ball on the left side of the end zone with Corey Webster, Kenny Phillips and Prince Amukamara all in his vicinity. Washington converted six of nine third-down opportunities in the half.

Moss' score concluded a 13-play, 82-yard drive that spanned the first two quarters and was aided by Phillips' facemask penalty. Prior to the touchdown, the longest play in the series was Grossman's 16-yard pass to Donte Stallworth.

The Giants trailed, 3-0, at the end of the first quarter, despite interceptions by Webster and Phillips. All of Manning's six passes in the quarter fell incomplete, though he threw a long strike that might have been a touchdown, but caromed off Nicks' facemask and fell to the ground. It was the first quarter in which he threw at least five passes without a completion since Oct. 28, 2007 against the Miami Dolphins in London.

The only scoring in the quarter was Gano's 36-yard field goal on Washington's second series.

"We got two interceptions in the first half and didn't do anything with that," Coughlin said. "We threw some very untimely interceptions ourselves and gave them point blank range."

And that was pretty much the story of the game.

WEEK 15: REDSKINS 23, GIANTS 10

NOTES, ANECDOTES AND STATISTICS

*The Giants fell to 7-7 and trail first-place Dallas by a game in the NFC East. They can win the division title by defeating the Jets and Cowboys in their final two games. But if they lose to the Jets and Dallas defeats Philadelphia next Saturday, the Giants will be eliminated from the playoffs.

*The Giants, who lost their season opener in Washington, were swept by the Redskins for the first time since 1999. They entered the season with six consecutive victories in the series.

*The Giants lost at home to the Redskins for the first time since Dec. 16, 2007, two days shy of four years ago. The score then was 22-10.

*The Giants have lost three consecutive home games for the first time since they dropped their last four games in Giants Stadium in 2007.

*The Giants, who fell to Philadelphia on Nov. 20, have lost their first two NFC East home games for the first time since 2003.

*The Giants' time of possession of 25 minutes was their second-lowest of the season; they owned the ball for 23:09 in a victory at Philadelphia on Sept. 25.

*The Giants tied their season high with eight penalties for 75 yards; they had eight accepted penalties at Washington on Sept. 11.

*The Giants fell behind 17-0, their largest deficit before scoring since Sept. 19, 2010, when they trailed at Indianapolis, 24-0.

*The Giants' 17-3 halftime deficit was their second-largest of the season; on Nov. 28, they trailed after two quarters in New Orleans, 21-3.

*The Giants did not score a touchdown in the first half for the fifth time this season and the fifth time in seven games.

*The Giants scored their only touchdown with 33 seconds remaining. It was the second time this season they did not reach the end zone in the first three quarters; the other game was on Nov. 20th vs. Philadelphia, when they also scored 10 points in a home loss to a division rival.

*The Giants' 18 rushing attempts was their second-lowest total of the season; they ran 17 times against Philadelphia on Nov. 20.

*The Giants had three offensive turnovers, their highest total since they had five in a loss to Seattle on Oct. 9.

*The Giants' 233 net passing yards increased their season total to 4,186, breaking the former franchise record of 4,019, set in 2009.

*Eli Manning completed 23 of 40 passes for 257 yards, no touchdowns and three interceptions, ending his streak of 300-yard games at three in a row. Manning's passer rating of 45.5 was his lowest in a game since Dec. 14, 2008, when he had a rating of 43.9 in a loss at Dallas.

*Manning has thrown at least 40 passes in each of the last four games, the first such streak of his career.

*Manning's streak with at least one touchdown pass ended after seven consecutive games.

*Manning started his 117th consecutive regular season game, breaking a tie with Ron Jaworski and moving into third place among quarterbacks in NFL history. Brett Favre is first at 297 consecutive starts, followed by Peyton Manning at 208.

*All six of Manning's first-quarter passes fell incomplete. It was the first time Manning had no completions in a quarter in which he had at least five attempts since Oct. 28, 2007, when he was zero-for-five in the third quarter against the Miami Dolphins in London.

*Corey Webster intercepted Rex Grossman's pass for Santana Moss on a flea-flicker on the game's first play. It was the Giants' second takeaway this season on an opponent's opening possession. On Sept. 25 in Philadelphia, Aaron Ross intercepted Michael Vick's pass on the Eagles' first series.

*Webster's interception was the Giants' initial takeaway on an opponent's first offensive play since Sept. 24, 2006 at Seattle, where Matt Hasselbeck's pass was intercepted by ... Corey Webster.

*The interception was Webster's fifth of the season, which is a team and career-high. Webster had four interceptions in 2010, when Terrell Thomas led the Giants with five picks.

*Two possessions later, Kenny Phillips picked up his third interception of the season on a long Grossman pass for Jabar Gaffney.

*Jason Pierre-Paul sacked Grossman late in the first quarter. That increased his season total to 13.5 sacks, the most by a Giant since Osi Umenyiora had 14.5 in 2005.

*Pierre-Paul had a career-high 16 tackles (11 solo), the highest total by a Giants player this season. Michael Boley tied the previous best (by Mathias Kiwanuka on Nov. 6 at New England) with 12 (10 solo).

*Tom Coughlin lost his seventh consecutive replay challenge with 12:38 remaining in the second quarter, when Manning's pass down the field for D.J. Ware hit London Fletcher and was intercepted by Oshiomogho Atogwe. Coughlin challenged, believing the ball hit the ground before Atogwe secured it. After review, referee Alberto Riveron upheld the call on the field and the interception. Coughlin is 3-7 this season, 33-39 with the Giants and 43-48 in his career on replay challenges.

*The Giants' inactive players were defensive end Osi Umenyiora (ankle/knee), center David Baas (neck), defensive back Derrick Martin (back), tight end Travis Beckum (chest), linebacker Mark Herzlich (ankle), defensive tackle Jimmy Kennedy and offensive tackle James Brewer.

*Offensive lineman Tony Ugoh, who was signed on Dec. 7, made his debut as an extra offensive lineman/eligible receiver.

*Devin Thomas was hurt on the kickoff that was the final play of the second quarter. He was down on the field for virtually the entire halftime while he was immobilized and strapped to a cart. Thomas was later walking around in the locker room, but he will undergo an MRI on Monday. "It sounded as if it was a stinger versus a disc," Coughlin said.

*Tight end Jake Ballard left the game with a knee injury.

WEEK 14: GIANTS 37, COWBOYS 34

December 11, 2011

ARLINGTON, Texas – For someone who has practically perfected the fourth-quarter comeback, Eli Manning has what seems like a strange wish.

“It’s a fun way to win,” Manning said, “but I’d like to have a lead and try to hold onto one for once.”

It appears that won’t happen. Not this year. Not with these Giants. And with the perpetually calm Manning throwing footballs, they don’t seem to need one.

For the sixth time this season – a franchise record – Manning led the Giants to a victory in a game in which they trailed or were tied in the fourth quarter. He orchestrated the latest comeback in Cowboys Stadium, where they Giants are 3-0, after scoring two touchdowns in the final 3:14 to defeat Dallas, 37-34, in a game that featured eight lead changes. Brandon Jacobs scored the game-winner on a one-yard run with 46 seconds left, the second time this season the Giants scored the go-ahead touchdown with less than a minute remaining (they scored the game-winner at New England with 15 seconds left).

The victory was preserved when Jason Pierre-Paul blocked Dan Bailey’s 47-yard field goal attempt with one second left.

“I can never remember a season like this, where almost every game is right to the wire,” Coach Tom Coughlin said. “I was just happy because we needed to have a locker room celebration. We have been starving for that.”

“This is a very, very satisfying win,” guard Chris Snee said. “We’re going to enjoy this for a day or so. What we overcame against that team speaks the loudest.”

The victory ended the Giants’ four-game losing streak and left them tied with the Cowboys atop the NFC East with identical 7-6 records. But the Giants now have the tiebreaker advantage and will claim the division title if they win their final three games, all in MetLife Stadium – home contests against the Washington Redskins and Cowboys sandwiched around a game against the Jets in which they will be the visitors.

“It’s a big win, no doubt about it,” Manning said. “We’re excited. It’s been a while since we had that winning feeling, so it’s good to have that in the locker room. (We have) a lot of excited guys, a lot of smiles.”

With good reason. The Giants trailed, 34-22, after a wide-open Dez Bryant caught Tony Romo’s fourth touchdown pass with 5:41 remaining in the fourth quarter. The Giants had led, 22-20, when the quarter began.

Offensive coordinator Kevin Gilbride found Manning on the sideline and delivered a succinct message.

“Coach Gilbride said, ‘We need two scores; go do it,’” Manning said.

So he did just that. Manning led the Giants on an eight-play, 80-yard drive that ended with an eight-yard touchdown pass to Jake Ballard, which cut the deficit to 34-29. After Dallas went three-and-out – thanks largely to Romo’s failure to connect with a wide-open Miles Austin on third down – the Giants took possession at their own 42 with 2:12 remaining.

“Our defense did a heck of a job,” Coughlin said. “We got the ball right back and that was the story of the game.”

“We’ve been in that situation before,” Manning said. “It’s nothing new. I don’t like being in those situations. It’s becoming a habit – and bad habit. But we’re finding ways to overcome it.”

The game-winning drive began with a 21-yard pass to Ballard. After the two-minute warning, Manning threw to Victor Cruz for nine yards. The Cowboys were twice penalized five yards, the second a hold on former Giant Frank Walker that gave the Giants a first down at the Dallas 19 with 1:21 left. Another throw to Ballard gained 18 yards. Two players later, Jacobs scored the game-winner, which was also his 56th career rushing touchdown, breaking Tiki Barber’s franchise record.

On the last two drives, Manning completed eight of 11 passes for 102 yards and a touchdown.

Last week, the Giants tied Green Bay with 58 seconds remaining, only to see the Packers quickly move the ball and kick the game-winning field goal as time expired. Sunday night, Dallas used three Romo passes to advance to the Giants’ 29 with six seconds left. Bailey’s first field goal attempt was good – but it didn’t count, because Coughlin called for a timeout just before the ball was snapped.

“I was talking to the (official) the whole time, telling him when I was going to go,” Coughlin said.

When Bailey tried again, Pierre-Paul got his left hand on the ball and the triumph was secure.

“The first one, the guard blocked me,” Pierre-Paul said. “He’s a strong cat, you know? He was heavy; I couldn’t push him. So the second one, I was like, ‘Man I have to push through the center to at least try to get the blocked kick.’ I gave great effort and I blocked the kick. I didn’t go through the guard. I stepped left and blocked through the center. It felt good. I knew we weren’t going into overtime.”

It seems strange to cite a defensive player as one of the Giants’ heroes after they surrendered 34 points and 444 yards, but Pierre-Paul was magnificent. He had a team-high eight tackles (six solo), two sacks, including one that resulted in a safety, and a forced fumble that was recovered by Deon Grant, leading to a Giants field goal.

“He is something else,” Coughlin said of Pierre-Paul. “He has a great motor and he keeps going.”

Offensively, Manning completed 27 of 47 passes for an even 400 yards, touchdowns to Ballard and Mario Manningham and an interception. Jacobs, getting extensive work in part because Ahmad Bradshaw sat out the first half for violating an unspecified team rule, ran for a season-high 101 yards and two scores. Hakeem Nicks gained 163 yards on eight receptions.

Romo threw touchdown passes to four different players – 12 yards to John

Dallas took a 27-22 lead on Austin’s touchdown with 12:43 remaining in the fourth quarter. On first-and-goal, the two-time Pro Bowl receiver ran a quick out, caught Romo’s pass at the one and reached the ball across the

goal line.

The score was set up on the previous play, when Robinson got behind Prince Amukamara and caught Romo's long throw for a 74-yard gain, the longest pass allowed by the Giants this season. The Cowboys drove 80 yards in just four plays after Devin Thomas crossed the goal line as he tried to down Steve Weatherford's punt. The result was a touchback.

On their ensuing possession, the Giants converted a fourth-and-three and drove the ball to the Dallas 21-yard line, but Manning's pass was tipped by Victor Butler and was intercepted by Sean Lee with 6:35 remaining. Lee returned the ball 30 yards to the Giants' 49.

"When we threw the interception on the screen it didn't look very good," Coughlin said.

Particularly since, after Felix Jones lost a yard, there was a mix-up in the secondary and no one was within 15 yards of Bryant when he caught the touchdown pass that made it 34-22. But instead of folding, the Giants staged another of their classic comebacks.

"We were definitely in a hurry-up offense mentality slash two-minute mentality," Nicks said. "We knew what we were capable of doing. We'd been in that position many times this season. So we want to go down and get the job done and leave time for the defense to stop them."

The Giants took their fourth lead in the game when Manningham scored his fourth touchdown of the season with 4:30 remaining in the third quarter. On third-and-five from the Dallas 47, the Cowboys failed to cover Manningham, who was by himself when he hauled in Manning's high pass at the 23. Manningham ran untouched to the end zone, but Victor Cruz was penalized for unsportsmanlike conduct for a late block on one of the Cowboys.

Immediately before the touchdown, Hakeem Nicks gained 17 yards on a catch-and-run. The nine-play, 85-yard drive also included Manning passes of 10 yards to Cruz, nine yards to D.J. Ware and eight yards to Nicks.

Dallas increased its lead to 20-15 on Bailey's second field goal with 7:42 remaining in the third quarter. The Cowboys drove 41 yards in 11 plays following a Giants punt on the opening possession of the half.

The longest play on the drive was a 14-yard pass to Robinson, who was later open but unable to reach Romo's third-down pass, forcing Bailey to kick the field goal.

Bailey's first field goal with 15 seconds remaining in the second quarter gave Dallas a 17-15 lead at the end of a first half in which the teams traded the lead back and forth. The three-pointer was set up by Romo's 40-yard pass to Robinson, who eluded Amukamara on the play.

The Cowboys scored only 48 seconds after Tynes' second field goal gave the Giants their third lead, at 15-14. The Giants took possession at the Dallas 14 after Pierre-Paul forced a Jones fumble that was recovered by Grant, who ran a long way side-to-side but was credited with only a one-yard return.

The Giants couldn't take full advantage of the takeaway. Two Manning incompletions were sandwiched around Jacobs' six-yard run, forcing the Giants to settle for three points.

Romo's nine-yard touchdown pass to Robinson had given the Cowboys a 14-12 lead with 6:26 remaining in the quarter. On first-and-goal, Romo

faked a handoff, moved to his right and fired a pass to Robinson, who stood alone in the end zone when he caught the ball.

Dallas drove 80 yards in 11 plays, including a pair of 11-yard runs by Jones and Romo's 10-yard pass to Tony Fiammetta.

Jacobs' one-yard touchdown run up the middle with 12:24 remaining in the second quarter gave the lead back to the Giants at 12-7. It was Jacobs' 55th career rushing touchdown, moving him into a first-place tie with Tiki Barber on the franchise's career list.

Jacobs scored immediately after safety Gerald Sensabaugh was penalized for pass interference in the end zone, giving the Giants a first down at the Dallas one.

The big plays on the drive were Manning passes of 23 and 11 yards to Nicks, an 11-yarder to Travis Beckum and Jacobs' 15-yard run.

Dallas took its first lead at 7-5 on Romo's 12-yard touchdown pass to Phillips with 2:49 remaining in the first quarter. Phillips played more than he normally does because No. 2 tight end Martellus Bennett was inactive for Dallas.

On first down, Romo faked a screen to the right before throwing to left side for Phillips, who caught the ball at the 19, seven yards behind the line of scrimmage. He then ran behind a convoy of Cowboys that included tackle Doug Free, who blocked cornerback Corey Webster into the end zone.

The score capped an eight-play, 80-yard drive. The big play was a 26-yard run up the middle by Jones, who had replaced an injured DeMarco Murray two plays earlier. Dallas got an extra five yards to the 12 when Mathias Kiwanuka was penalized for illegal hands to the face. Phillips scored on the next play.

Tynes' 23-yard field goal gave the Giants a 5-0 lead with 7:07 remaining in the first quarter. Before the kick, the Giants drove 66 yards in six plays, most notable among them a pass down the middle from Manning to Nicks that gained 64 yards. Nicks caught the ball at the Dallas 30-yard line and wasn't stopped until Alan Ball and Sensabaugh tackled him at the four.

But the Giants couldn't get the ball into the end zone. Two Manning fade passes, one to Nicks, the other to Beckum, fell incomplete. On third down, D.J. Ware was stopped for a one-yard loss and Tynes came on to kick the field goal.

The Giants took a 2-0 lead with 9:42 remaining in the first quarter, when Romo's knee hit the ground in the end zone after he was knocked down by Pierre-Paul.

On second-and-nine from the Dallas' nine-yard line, Pierre-Paul hit Romo at the two. The quarterback didn't go down immediately, instead bracing himself with the football. But he couldn't retain his balance and his knee hit the ground in the end zone for a safety.

It was the first Giants' safety since Dec. 14, 2008, when, ironically, Romo was forced out of the end zone by Kiwanuka, also in Dallas (though that was in Texas Stadium).

WEEK 14: GIANTS 37, COWBOYS 34

NOTES, ANECDOTES AND STATISTICS

*The Giants broke their four-game losing streak and improved to 7-6 and moved into a first-place tie with Dallas atop the NFC East. Because of the victory, the Giants own the tiebreaker. The Giants and Cowboys will meet in the season finale in MetLife Stadium on Jan. 1.

*The Giants improved to 3-0 in Cowboys Stadium, which opened in 2009. They won the three games by scores of 33-31, 41-35 and 37-34, an average of 37 points a game.

*This was the sixth consecutive season the Giants game in Dallas was played in prime time. The Giants are 4-2 in those games.

*The Giants finished 2-1 in NFC East road games, winning in Philadelphia and Dallas, but losing in Washington.

*The game featured eight lead changes, tying the highest total in a Giants game since the 1970 merger. The other game was also in Cowboys Stadium. On Sept. 20, 2009, in the first regular season game ever in the stadium, the lead was traded eight times before the Giants prevailed, 33-31.

*The Giants trailed, 34-22, before Eli Manning led the Giants to two touchdowns in the final 3:14 – a franchise-record sixth time this season the Giants won a game in which they trailed or were tied in the fourth quarter. Manning now has 20 such games in his career.

*Brandon Jacobs scored the game-winning touchdown on a one-yard run with 46 seconds remaining. It was the second time this season the Giants scored a touchdown in the final minute to erase a deficit and win a game. On Nov. 6 at New England, Manning threw a touchdown pass to Jake Ballard with 15 seconds left to beat the Patriots, 24-20.

*The Giants had 510 total yards, their highest total since they gained 512 yards vs. Philadelphia on Dec. 13, 2009 and their highest total in a victory since they had 523 yards vs. Seattle on Oct. 6, 2008. It was the 13th time in 1,206 regular season games that the Giants gained at least 500 yards.

*The Giants had 400 net passing yards (also gross passing yards, because Manning was never sacked). It was the fifth-highest passing yardage total in Giants history and the highest since Oct. 13, 1985, when they threw for 443 yards at Cincinnati. It was the Giants' highest passing yardage total in a victory since Oct. 28, 1962 when they threw for a team-record 505 yards vs. Washington.

*This was the third game this season in which the Giants allowed no sacks (also Buffalo and Miami). The Giants are 3-0 in those games. They have won their last six games in which they did not give up a sack, dating back to last season.

*The Giants' 28 first downs were one shy of their season high, set on Nov. 28 in New Orleans.

*The Giants trailed at halftime, 17-15. It was the second time this season they won a game when trailing after two quarters. On Oct. 30, a 14-10 deficit became a 20-17 victory over Miami. The Giants had since lost four games in a row in which they trailed at the half.

*The Giants scored their first points when Jason Pierre-Pierre Paul sacked Tony Romo, who stumbled into the end zone, where the quarterback's knee hit the ground. It was the first Giants' safety since Dec. 14, 2008 – also in Dallas (Texas Stadium) and also involving Romo, who was forced out of the end zone by Mathias Kiwanuka.

*Tom Coughlin moved into the top 20 in NFL history on two important victory lists. The win was his 140th in the regular season, breaking a tie with Tony Dungy and moving him into sole possession of 20th place on the career list. Jeff Fisher is 19th with 142 regular season triumphs. With his eight postseason victories, Coughlin has 148 total triumphs. That broke a tie with Fisher for the 20th spot and moved him into a tie with Dungy at No. 19. Former Giants Coach Steve Owen, a member of the Pro Football Hall of Fame, is 18th with 153 combined wins.

*Despite saying all week the Cowboys Stadium roof would be open, it was closed and the game was played indoors. The Giants won for the fourth time in their last five indoor games. They are 10-4 under Coughlin in regular season dome games and 28-16 overall.

*The Giants improved to 16-21-1 on Sunday night, including 9-10-1 on the road.

*Manning started his 116th consecutive regular season game to tie former Philadelphia quarterback Ron Jaworski for third among quarterbacks in NFL history. Only Brett Favre (297) and Peyton Manning (208) have started more consecutive regular season games.

*Manning has thrown 14 fourth-quarter touchdown passes this season, tying the NFL record set by Hall of Famer Johnny Unitas in 1959 and tied by Peyton Manning in 2006.

*Manning completed 27 of 47 passes for 400 yards, two touchdowns and one interception.

*Manning's 400-yard game was his third this season – and the third of his career. But this was the first time the Giants won when he threw for 400 yards. They lost when he passed for 420 yards vs. Seattle and 406 at New Orleans. This season, Manning has three of the eight highest-passing yardage games by a quarterback in Giants history.

*The 400 yards increased Manning's season total to a career-high and team-record 4,105 yards. The old record of 4,073 yards was set by Kerry Collins in 2002. Manning's previous career-high was 4,021 yards in 2009. This is his third 4,000-yard season; he passed for 4,002 yards in 2010.

*Manning now has 21 300-yard games, tying him with Phil Simms for the Giants record. The Giants are 10-11 in those games.

*Manning's 27 completions increased his season total to 303. It is his fourth 300-completion season, breaking a tie with Collins for the most in Giants history.

*Manning threw 47 passes and was not sacked. That is his second-highest

number of passes without a sack in his career. On Nov. 14, 2010, he threw 48 passes without a sack – also against Dallas.

*Manning has eight touchdown passes in the Giants' three games in Cowboys Stadium. He has thrown at least two touchdown passes in each of his last six games vs. Dallas.

*Hakeem Nicks caught eight passes for 163 yards, his third 100-yard game of the season and the ninth of his career. The Giants are 6-3 when Nicks has at least 100 receiving yards.

*Nicks increased his season total to 1,023 yards. He joins Victor Cruz (1,150) to give the Giants two 1,000-yard receivers in the same season for the first time in their 87-year history.

*Cruz had six receptions for 74 yards in Dallas. His 1,150 yards is the seventh-highest single-season total in Giants history. Cruz needs 194 yards in the final three games to top Amani Toomer's franchise record of 1,343 yards, set in 2002.

*Brandon Jacobs rushed for 101 yards and two touchdowns on 19 carries, a 5.3-yard average. It was his first 100-yard game since Dec. 13, 2010, when he ran for 116 yards in a victory over Minnesota in Detroit. It was his 12th career 100-yard game. The Giants are 11-1 in those games. Under Coughlin, they are 36-10 when one or two backs rush for at least 100 yards.

*Jacobs' 12th 100-yard game broke a tie with Eddie Price and moved him into fourth place on the Giants' career list. Rodney Hampton is third with 17.

*Jacobs became the first Giant to rush for at least two touchdowns in a game since Ahmad Bradshaw ran for three scores vs. Buffalo on Oct. 16.

*Jacobs' two rushing touchdowns increased his career total to 56, breaking Tiki Barber's franchise record of 55.

*Jacobs also has four receiving touchdowns, one this season. His 60 total touchdowns move him past Toomer (58) and into sole possession of fourth place on the Giants' career list. Joe Morrison is third with 65.

*In Jacobs and Nicks, the Giants had a 100-yard rusher and 100-yard receiver in the same game for the first time since...their last visit to Dallas. On Oct. 25, 2010, Ahmad Bradshaw ran for 126 yards and Nicks (108 yards) and Steve Smith (101) each topped the century mark in receiving yards.

*For Dallas, Felix Jones rushed for 106 yards and Laurent Robinson had 137 receiving yards, the first pair of Giants opponents to exceed 100 yards since Nov. 21, 2010, when Philadelphia's LeSean McCoy ran for 111 yards and Jeremy Maclin had 120 receiving yards.

*Lawrence Tynes kicked two field goals and three extra points. The nine points increased his Giants career total to 421. That moved him past Barber and into fifth place on the franchise's career list. Joe Danelo is fourth with 482 points.

*Tynes extended his consecutive extra points streak to 150 in a row.

*Tynes' two field goal attempts increased his Giants total to 101. He has made 85 of them (84.2 percent).

*Jason Pierre-Paul led the Giants with eight tackles (six solo), including two sacks, one of which resulted in the safety. He also forced a fumble and secured the victory by blocking Dan Bailey's 47-yard field goal attempt with one second left. If good, the kick would have tied the score and sent the game into overtime.

*Pierre-Paul has 12.5 sacks this season, the highest total by a Giant since Osi Umenyiora had 13.0 in 2007.

*Pierre-Paul's block was the first by a Giant since Terrell Thomas blocked a David Akers' attempt at Philadelphia on Nov. 21, 2010.

*The Giants succeeded on a two-point conversion attempt for the second week in a row and once again D.J. Ware ran the ball in for the points.

*Ahmad Bradshaw was held out of the game the entire first half because he violated a team rule. Ware made his first career start at running back.

*Chris Canty's sack of Romo was his second of the season.

*Romo and Robinson hooked up for a 74-yard pass, the longest allowed by the Giants this season. The previous long was a 68-yarder from St. Louis' Sam Bradford to Donario Alexander on Sept. 19. It was not, however, the longest play surrendered by the Giants this season; Buffalo's Fred Jackson had an 80-yard run on Oct. 16.

*The Giants' inactive players were safety Kenny Phillips (knee), defensive end Osi Umenyiora (ankle/knee), center David Baas (neck/intense headaches), linebackers Mark Herzlich (ankle) and Spencer Paysinger (hamstring), wide receiver Jerrel Jernigan and offensive lineman Tony Ugoh, who was signed last week.

Phillips had started 28 consecutive games since returning in 2010 following his knee surgery the previous year. Deon Grant started for Phillips and had three tackles and a fumble recovery.

*Umenyiora missed his second game in a row and his fifth this season. Pierre-Paul took his place in the starting lineup.

Baas missed his second game in a row and fourth of the season. With Baas absent, Kevin Boothe played center and Mitch Petrus started for the second time at left guard.

Herzlich sat out for the second week in a row and Paysinger missed his first game of the season.

Chase Blackburn, playing in his second game since being re-signed, started at middle linebacker and had one tackle. Rookie Jacquian Williams started for Michael Boley at weakside backer and had six tackles (four solo).

*Dallas' Tony Romo threw four touchdown passes, the third opposing quarterback to do that against the Giants in as many weeks. The others were Drew Brees and Aaron Rodgers.

WEEK 13: PACKERS 38, GIANTS 35

December 4, 2011

EAST RUTHERFORD, N.J. – The Giants put up a tremendous fight Sunday, but in the end they learned that you can't take out a champion unless you knock him down and don't let him regain his feet.

With the crowd at MetLife Stadium roaring, the Giants tied the score with a Hakeem Nicks touchdown and D.J. Ware's two-point conversion with 58 seconds remaining. But that was more than enough time for Aaron Rodgers and the Green Bay Packers, who marched down the field and won the game, 38-35, on Mason Crosby's 31-yard field goal as time expired.

For the second time in five seasons, the Giants lost a December home game to an undefeated team by a 38-35 score. In 2007, it was the New England Patriots, who completed their 16-0 regular season in Giants Stadium. The Packers improved to 12-0 and won their 18th consecutive game, including the postseason.

"(There is) no solace in playing well and losing," Coach Tom Coughlin said. "We are way past that." He had opened his news conference by saying, "We played hard and did a lot of good things but we didn't win."

"We should've won the football game and it just didn't happen for us," defensive end and captain Justin Tuck said. "We're professionals and we don't want to say we came close or we can build on this. Obviously, we can build on this momentum, but we let another one slip out of our fingers."

"We came up a little short, but we had our chances. Hopefully, something that we learn from it is that those are the champs and you have to knock the champs out. You can't let them linger around. You have to knock them out. Today, I think we had them on the ropes and let them off for whatever reason or maybe the bell rung. But when you have them like that you have to take advantage of it and get the job done. We weren't able to do that today."

The Giants lost their fourth consecutive game and fell to 6-6. But they control their path to the NFC East title. The Giants are one game behind Dallas and play the Cowboys twice in their last four games, including next week in Texas.

"We battled back," said wide receiver Victor Cruz, who caught seven passes for 119 yards. "We just kept fighting. It is definitely frustrating when we know going in it will be a tough game. But we knew we had things in place to keep up with this team and potentially beat them. We did that today. We came out and played hard on every drive. It's tough to walk away from this one the way that we lost."

"We played good football and are excited about where we stand," Eli Manning said.

He could have made that statement with less than a minute remaining, after he and Nicks hooked up for their second touchdown and Ware tied the score. But the Packers don't have the NFL's best record by accident. They traveled 68 yards in four plays to set up Crosby's game-winner.

"It hurt and it should not have happened," Coughlin said. "I thought we were in pretty good shape, but you try to play coverage and you don't get enough pressure on him and you try to put pressure on him and you leave some holes in your coverage. It was back and forth. Yes, we should have got this thing into overtime. With 58 seconds, they elected to stay in the end zone (on the kickoff), so they had 80 yards to go."

"I can't even remember (the last drive) because it was just too fast," safety Deon Grant said. "It shouldn't have happened. At the end of the day we have to play defense and make sure we stop them and get off the field. We

have to take the overtime and we didn't do that."

The final series began with Rodgers throwing a 24-yard pass to the right side for tight end Jermichael Finley. He followed immediately with a 27-yarder to Jordy Nelson, who got behind reserve cornerback Will Blackmon. That put Green Bay on the Giants' 29-yard line with 44 seconds left. After the Packers lost a yard, Rodgers threw a short pass that Greg Jennings turned into a 18-yard gain to the 12. Green Bay ran the clock down to three seconds and summoned Crosby.

"Aaron Rogers is one of the better quarterbacks, if not the best quarterback, in the league," safety Antrel Rolle said. "He is going to make his plays at the end of the day. But I think we got him rattled throughout this game and I'm sure he would say the same thing."

The Giants had crafted their own impressive drive after Rodgers' touchdown pass to Donald Driver gave the Packers a 35-27 lead with 3:34 remaining. Manning was typically terrific late in the fourth quarter of a tight game, directing the Giants on a nine-play, 69-yard drive that included no third downs until the Nicks touchdown. Jake Ballard caught a pair of 15-yard passes and Cruz added a 22-yarder. On third down from two, Manning threw a perfect strike to Nicks. Ware then ran it for the two-point conversion that tied the game and completely erased what had been an 11-point deficit.

But in 58 seconds, the hope for an upset victory evaporated.

"You root for our defense and they played great," Manning said. "(We're) hoping maybe they get a sack-fumble or get an interception, maybe we can have a shot to get the ball. But Green Bay is good in those situations and Aaron does a great job leading his team down there and getting them in field goal range. You have to give credit to them. With not much time they were able to hit a big play on the sideline and they're a good team."

The Giants scored on Manning touchdown passes of 67 yards to Travis Beckum, four and two yards to Nicks, Brandon Jacobs' one-yard touchdown run and two Lawrence Tynes field goals, one a 50-yarder.

Rodgers threw four touchdown passes: 12 yards to Finley, 13 and seven yards to Driver and 20 yards to Jennings. The Packers also got a 38-yard interception return for a touchdown by Clay Matthews.

Tynes' second field goal, a 50-yarder with 10:53 remaining in the fourth quarter, cut the Giants' deficit to a single point at 28-27.

The Giants took possession at their own one-yard line after a Packers punt and drove 68 yards in 13 plays prior to the kick. They converted two third downs on the series, on a 12-yard pass to Cruz on third-and-six and a 17-yard pass to Ballard on third-and-seven. But Manning was unable to connect with Nicks on another third-and-seven pass thrown into the end zone and Tynes came on to kick his longest field goal of the season.

The Giants closed to within 28-24 on Manning's four-yard touchdown pass to Nicks with 6:30 remaining in the third quarter. On second-and-goal from the four, Manning stepped back and threw a fade to the right for Nicks, who got a step on cornerback Charles Woodson and caught the ball with his right hand.

The five-play, 71-yard drive was highlighted by a 51-yard pass down the middle to Nicks on the first snap. That gave the Giants a first down at the Green Bay 20. Two more Nicks catches, sandwiched around an illegal formation penalty, gave the Giants a first-and-goal at the nine. After a five-yard run by Ahmad Bradshaw, Nicks scored.

The Packers increased their lead to 28-17 on Rodgers' touchdown pass to Jennings with 9:50 left in the third quarter. The score was particularly frustrating because a) it was on third-and-nine and b) it was upheld on review despite the appearance that Jennings may not have possessed the ball long enough for the score to count.

Green Bay took the second-half kickoff and drove 80 yards in 10 plays, plus Prince Amukamara's 20-yard pass interference penalty. The Packers converted a third-and-seven on a 13-yard reception to Driver on the right sideline that was unsuccessfully challenged by Coughlin.

Green Bay jumped ahead 21-17 on Rodgers' 13-yard touchdown pass to a wide open Driver with 1:10 remaining in the second quarter. That was the score at halftime after Crosby missed a 43-yard field goal attempt as time expired.

On third-and-five, Rodgers had time to scan the field before throwing to the right side of the end zone for Driver, who eluded the entire Giants' secondary.

The Packers drove 80 yards in 11 plays after a Giants touchdown. The longest play in the series was a 23-yard pass to Finley, but the biggest was Rodgers' 11-yard scramble on third-and-10, which gave Green Bay a first down at the Giants' 32-yard line. Two plays later, Rodgers gained 13 yards on another run and three plays after that, found Driver for the touchdown.

Jacobs' one-yard touchdown run with 6:44 remaining in the second quarter enabled the Giants to regain the lead at 17-14. On first-and-goal, Jacobs powered his way up the middle and over the goal line for his fourth rushing touchdown of the season and the 54th of his career, one less than franchise record-holder Tiki Barber.

The Giants gained possession when linebacker Chase Blackburn, re-signed last Wednesday, intercepted a Rodgers pass for Jennings and returned it nine yards to the Packers' 12. Nicks' reception on the right side gave the Giants a first-and-goal and Jacobs scored on the next play.

Matthews' 38-yard interception return for a touchdown on the first play of the second quarter gave the Packers a 14-10 lead.

The Giants had a first down at their own 39 when Manning took the snap, moved to his right and threw a pass for Ahmad Bradshaw. Matthews stepped up, caught the ball and motored untouched down the sideline for the third touchdown on an interception return by a Giants opponent this season. Washington's Ryan Kerrigan scored on a nine-yard return on Sept. 11 and Seattle's Brandon Browner scored on a 94-yard return on Oct. 9.

Tynes' 38-yard field goal regained the lead for the Giants at 10-7 with two minutes remaining in the first quarter. The big play on the 51-yard drive was Manning's 42-yard pass to Victor Cruz, which gave the Giants a first down at the Green Bay 24. Bradshaw's eight-yard run advanced the ball to the 16. But the Giants were pushed back to the 20 and Tynes came on to kick the field goal.

Green Bay tied the score at 7-7 on Finley's 12-yard touchdown reception with 5:06 remaining in the first quarter. The Packers faced a second-and-eight when Rodgers drifted right before firing a pass that was caught just in front of the goal line by Finley, who went to the ground and rolled into the end zone for the score.

The score concluded a six-play, 64-yard drive that included Rodgers' passes of 33 yards to Nelson and 18 yards to Jennings, which moved the ball to the 14. After Rodgers scrambled for two yards, Finley scored.

The Giants scored first, just 1:36 into the game, on a 67-yard pass from Manning to Beckum. On first down from the Giants' 33, Manning threw a pass down the middle for Beckum, the third-year pro who had just one reception this season entering the game. Beckum caught the ball at the

Packers' 38-yard line, faked left and then right to elude safeties Morgan Burnett and Charlie Peprah and scored his third career touchdown. "That was a great job," Manning said. "A great route by him and that's what he can do. He has great speed. He just ran right by the safety, ran outside of him. I moved the safety with a little pump to Hakeem, the other one, so I was able to throw it deep down the middle. He did a great job catching it, zigzagging in for a touchdown. Good to get him into the mix and get him a touchdown."

It was the Giants' first first-half touchdown since their victory over Miami on Oct. 30 and their second opening-possession touchdown of the season. They also reached the end zone on their first series against Seattle on Oct. 9.

The Giants needed only three plays to score after fielding the opening kickoff; the first two were a catch and then a run by Bradshaw.

More than three hours later, the Giants were frustrated and disappointed after Crosby kicked the game-winner. But they believe the game can catalyze them to success in the season's final quarter.

"We have four big games left," Manning said. "We know what's ahead of us and we have to take whatever we can from this game, clean up a few things, but we have to play good football if we're going to run this down."

"I am extremely proud," Rolle said. "We fought from the first whistle to the very end. Unfortunately, we came up a little bit short but it is fine because we will see them again."

WEEK 13: PACKERS 38, GIANTS 35

NOTES, ANECDOTES AND STATISTICS

*The Giants lost their fourth consecutive game and fell to 6-6. Because Dallas lost in overtime in Arizona, the Giants remain one game behind the Cowboys in the NFC East race. They will be in Dallas next Sunday night for the first of two games against the Cowboys in the final four weeks.

*Mason Crosby kicked the game-winning 31-yard field goal as time expired. This was the fourth time in Tom Coughlin's eight seasons as head coach the Giants have lost a game on a field goal with no time left (three regular season, one postseason). It had happened most recently on Dec. 28, 2008, when Minnesota's Ryan Longwell kicked a 50-yard field goal as time expired to give the Vikings a 20-19 victory.

*The Giants rushed for 100 yards, the first time they reached the century mark since they ran for 111 yards at New England on Nov. 6.

*Green Bay's 449 total yards and 360 passing yards were the second-highest totals allowed by the Giants this season, after New Orleans' 577 and 372 last week.

*The Packers rushed for 77 yards, the fourth time this season the Giants held their opponents to less than 100 yards on the ground.

*Green Bay converted seven of 12 third down opportunities, a 58 percent success rate than was the highest by a Giants opponent this season.

*The Giants scored their first first-half touchdown in five games – and their second touchdown on an opening offensive series this season – when Eli Manning threw a 67-yard pass to Travis Beckum on the game's third play. The only previous game this year in which the Giants scored a touchdown on their initial series was on Oct. 9 vs. Seattle, also on a Manning pass to a tight end – a 12-yarder to Jake Ballard.

Under Coughlin, the Giants are 19-10 in regular season games in which they score a touchdown on their first possession.

*The touchdown was scored with 1:36 elapsed in the game, the earliest the Giants had scored a touchdown since Sept. 7 2007, when Manning threw a 60-yard pass to Plaxico Burress 1:29 into the game in Dallas.

*The Giants are 26-29 in games following a Monday night game, including 8-8 since 2000.

*Eli Manning completed 23 of 40 passes for 347 yards, three touchdowns and one interception. It was his second straight 300-yard game, his sixth of the season and the 20th of his career. His previous career high was four 300-yard games, set in 2010. The Giants are 9-11 when Manning throws for at least 300 yards.

*Manning started his 115th consecutive regular season game, one shy of tying Ron Jaworski for third place among quarterbacks in NFL history.

*Manning's 67-yard touchdown pass to Travis Beckum on the game's first series was the longest completion of his career to a tight end. His previous long was a 59-yarder to Jeremy Shockey at Dallas on Oct. 16, 2005.

*The 67-yarder was the 10th-longest touchdown pass of Manning's career.

*Beckum's catch was only his second of the season; he had a two-yarder at Philadelphia on Sept. 25. It was Beckum's third career touchdown and his first since Nov. 21, 2010 at Philadelphia. The catch was easily the longest of Beckum's career; the previous long was a 29-yarder on Nov. 28, 2010 vs. Jacksonville.

*Victor Cruz caught seven passes for 119 yards. It was his third consecutive

100-yard game, a feat last accomplished by a Giant when Mario Manningham did it in the final three games of the 2010 season.

*The 100-yard game was Cruz's fifth of the season, the most by a Giants receiver since Amani Toomer had five in 2002.

*Cruz increased his season total to 1,076 yards. It is the 17th 1,000-yard receiving season in franchise history. Cruz is the 10th player – and ninth wide receiver – in Giants history with a 1,000-yard season.

*Hakeem Nicks also caught seven passes for 88 yards and two touchdowns. It was his first two-touchdown game since Oct. 25, 2010 at Dallas.

*It was the fourth time this season a Giants player scored at least two touchdowns in a game and the third time it was done through the air. Cruz caught two touchdown passes at Philadelphia on Sept. 25 and last week in New Orleans. Ahmad Bradshaw ran for three touchdowns vs. Buffalo on Oct. 16.

*Brandon Jacobs led the Giants with 59 rushing yards on eight carries, a 7.4-yard average. Jacobs increased his career total to 4,657 yards. That moved him past Alex Webster (4,638) and into fourth place on the Giants' career list. Webster was inducted into the Giants' Ring of Honor at halftime.

*Jacobs' one-yard touchdown run in the second quarter was the 54th rushing score of his career, one behind Giants' record-holder Tiki Barber.

*Bradshaw started at running back after missing the previous four games with a foot injury. Bradshaw rushed for 38 yards and caught two passes for nine yards. He became the seventh player in Giants history with 3,000 rushing yards and 100 receptions:

Name	Rushing	Receptions
Tiki Barber	10,449	586
Rodney Hampton	6,897	174
Alex Webster	4,638	240
Ron Johnson	3,836	186
Frank Gifford	3,609	367
Doug Kotar	3,380	126
Ahmad Bradshaw	3,036	101

*Chase Blackburn, who re-joined the team on Wednesday, intercepted an Aaron Rodgers pass in the second quarter and returned it nine yards to the Packers' 12, setting up a Giants touchdown. It was Blackburn's third career interception. Both of his previous picks were at Washington. The first was on Dec. 24, 2005 (which he returned 32 yards for a touchdown) and the second on Dec. 21, 2009.

*Lawrence Tynes' 50-yard field goal in the fourth quarter was his longest since he kicked a 53-yarder at Dallas on Oct. 25, 2010.

*Green Bay scored its second touchdown on Clay Matthew's 38-yard interception return on the first play of the second quarter. He was the third opponent to score on an interception return this season. Washington's Ryan Kerrigan scored on a nine-yard return on Sept. 11 and Seattle's Brandon Browner scored on a 94-yard return on Oct. 9.

*Justin Tuck and Dave Tollefson each sacked Aaron Rodgers. Tollefson has a career-high 4.0 sacks this season. His previous best was 3.5 in 2008.

*Linebacker Michael Boley returned to action after missing 2½ games with a hamstring injury and had four solo tackles.

*Tom Coughlin lost two replay challenges. The first occurred with 2:05

remaining in the first quarter. Manning threw a pass to the end zone for Jake Ballard, who caught the ball but was ruled out of bounds. Coughlin challenged, hoping referee Jeff Triplette would overturn the call on the field. But after review, Triplette said Ballard's knee hit the sideline and upheld the incomplete pass.

With 12:17 remaining in the third quarter, Green Bay's Donald Driver caught a seven-yard pass near the Giants' sideline on third-and-three. Coughlin challenged, believing Driver was out of bounds. Again, Triplette disagreed and upheld the call on the field. It was Coughlin's sixth consecutive unsuccessful challenge after winning his first three this season. He is 33-38 with the Giants and 43-47 in his career on replay challenges.

*Linval Joseph led the Giants with nine solo tackles.

*Center David Baas was inactive after arriving at the stadium with a headache. Kevin Boothe, who had practiced all week at left guard, started at center for the third time this season. Second-year pro Mitch Petrus made his first career start at left guard. He had played in only one game this season (Oct. 16 vs. Buffalo) and played just twice on the offensive line as a rookie in 2010.

*Also inactive was reserve lineman Stacy Andrews, who was admitted to Hackensack University Medical Center last night with pulmonary embolisms in both lungs. The blood clots are thought to have originated in his legs, broken up and traveled to his lungs.

Ronnie Barnes, the Giants' senior vice president of medical services, said Andrews is receiving treatment and resting in the hospital and will most likely be released on Monday.

Andrews, 30, is an eight-year NFL veteran in his first season with the Giants. He played in nine of the first 11 games and started three of them as an extra lineman/eligible receiver. Andrews did not play in the victories over Miami on Oct. 30 and New England on Nov. 6 because of a back injury.

*The Giants' other inactive players were defensive end Osi Umenyiora (ankle), linebacker Mark Herzlich (ankle), wide receiver Mario Manningham (knee), defensive tackle Jimmy Kennedy, and running back Da'Rel Scott.

Jason Pierre-Paul started at right end for Umenyiora, rookie Greg Jones made his fifth start of the season for Herzlich, and Cruz again stepped in for Manningham.

*Because of the shortage of offensive linemen, Jim Cordle assumed Andrews' role as the extra lineman/eligible receiver. Rookie James Brewer was in uniform for the first time but did not play.

*With Scott inactive, Devin Thomas returned kickoffs after giving way to the rookie the previous three games. Thomas returned three kickoffs for 78 yards and Will Blackmon brought back one for 32 yards.

*Safety Kenny Phillips (knee) and rookie linebacker Spencer Paysinger (hamstring) suffered injuries in the first half and did not return.

*In a halftime ceremony, Webster, punter Dave Jennings, tight end Mark Bavaro and linebackers Brad Van Pelt and Carl Banks were inducted into the Giants' Ring of Honor, increasing the number of honorees to 35.

WEEK 12: GIANTS 24, SAINTS 49

November 28, 2011

NEW ORLEANS – Tom Coughlin is not one to mince words, so he quickly offered what he considered the salient point after the Giants lost to the New Orleans Saints, 49-24, Monday night in the Mercedes-Benz Superdome.

“Obviously,” Coughlin said “we had a tough time stopping them.”

That’s an understatement. The Saints scored touchdowns on seven of 11 offensive possessions. They gained 577 yards, the second-highest total allowed by the Giants in their 87-year history. The Chicago Bears gained 682 yards on Nov. 14, 1943.

“We ran into a buzzsaw,” said defensive end Justin Tuck. “We had some opportunities and didn’t take advantage of them. We didn’t play that well on third down (the Saints converted five of nine opportunities). They made some big plays. We weren’t able to do anything we wanted to defensively.”

Drew Brees completed 24 of 38 passes for 363 yards and four touchdowns, two apiece to Jimmy Graham and Lance Moore. Brees spread the ball around; five different receivers had at least three catches, but Graham, Devery Henderson and Moore tied for the team lead with five. Brees was not sacked.

“We prepared well, but when we got in the game we didn’t cover them,” Coughlin said.

That same balance carried over to the run game. New Orleans rushed for 205 yards as Mark Ingram, Pierre Thomas and Darren Sproles each rushed for at least 54 yards. Ingram, Thomas and Brees had rushing touchdowns.

“We just didn’t play good enough to win – I don’t have an answer for it,” safety Antrel Rolle said.

The loss was the third in a row for the Giants, who fell to 6-5 and one game behind first-place Dallas in the NFC East. They now have a short week to prepare for the 11-0 Green Bay Packers, who will visit MetLife Stadium on Sunday.

Three Giants offensive starters were inactive: running back Ahmad Bradshaw (foot), wide receiver Mario Manningham (knee) and left tackle Will Beatty (eye surgery). Also sidelined was weakside linebacker Michael Boley (hamstring). Defensive end Osi Umenyiora hurt his ankle in the first half and did not play in the second half.

The NFC West-leading Saints improved to 8-3.

The Giants posted some impressive offensive numbers, but they were in a hole the entire game after squandering a scoring opportunity on their first possession when linebacker Will Herring intercepted an Eli Manning pass in the end zone that was intended for Jake Ballard.

“The defender just made a good play,” Manning said. “We had the right play called down the seam and I threw it up there and the defender made a great play on the ball.”

Manning completed 33 of 47 passes for 406 yards and two touchdowns to Victor Cruz. He obliterated a shattered a team record by completing 19 consecutive passes from late in the second quarter to late in the fourth quarter. The previous record of 13 in a row was set by Phil Simms at Cincinnati on Oct. 13, 1985 and tied by Kerry Collins on Sept. 10 and 17, 2000 (at Philadelphia and Chicago). Manning’s previous best was 12 in a row at Atlanta on Oct. 15, 2007.

Despite that impressive showing, Manning fell to 0-2 in his hometown and in the stadium where he watched so many games in his youth. The Giants lost here in 2009.

Brandon Jacobs scored on an eight-run and Lawrence Tynes kicked a 42-yard field goal for the Giants.

“Overall, we moved the ball well,” Manning said. “We are getting the ball into scoring position, but we are just making mistakes. We are having a drop, a missed throw – just different things that are costing us points. We know when you have an opportunity to score points on a team like the Saints you’ve got to do it; you can’t go backwards.”

It might seem odd to cite a turning point in a game in which the teams were separated by 25 points, but the Saints put themselves in a dominant position by scoring a touchdown late in their 21-point second quarter.

Brees touchdown passes of four yards to Moore and five yards to Graham, sandwiched around Tynes’ field goal, gave New Orleans a 14-3 lead. The Giants had a chance to pull closer, but Steve Weatherford had to punt from their 42. When Sproles signaled for a fair catch at the New Orleans 12 with only 1:09 left, it seemed the Giants would leave the field at halftime trailing by a manageable 11 points.

But Brees and the Saints had other ideas and they shockingly covered the 88 yards in only 34 seconds.

The drive began with the Saints’ longest play of the night, a Brees pass to Marques Colston, who caught the ball on the left sideline, eluded Corey Webster and gained 50 yards before he was pushed out of bounds by Kenny Phillips at the Giants’ 38. Colston also had 13 and 15-yard receptions to move the Saints into scoring position.

On first down from the 10, Brees threw to the right for Moore, who caught the ball at the six and stepped into the end zone before the Giants’ defensive backs could reach him. With 35 seconds remaining in the half, the Giants’ deficit was 21-3.

“We thought we were in pretty good field position there,” Coughlin said. “And we thought that perhaps if we could hold them it would be 14-6 at the half. It didn’t work out that way, obviously.”

The Giants got to within two scores on the first possession of the third quarter, when Jacobs’ touchdown made it 21-10.

After Jacobs gave the Giants a first-and-goal with a two-yard pickup, he took a handoff, moved to the right and stepped through the defense for his fourth rushing touchdown of the season and the 53rd of his career, two shy of Tiki Barber's franchise record.

"This loss is real tough, but we have to understand there's a lot of football to be played," Cruz said. "We still have a great chance to get ourselves in position for the playoffs. We can't get too down on ourselves because we have another tough opponent to play next week."

The Giants traveled 67 yards in six plays and overcame Bear Pascoe's holding penalty after Da'Rel Scott's 38-yard kickoff return. On the snap after Pascoe was flagged, Manning threw down the middle for Hakeem Nicks, who absorbed a brutal hit from Isa Abdul-Quddus. The safety was penalized 15 yards for unnecessary roughness, putting the ball on the Saints' 48-yard line. Two plays later, Manning connected with Ballard for a 24-yard gain to the 19. A pass to D.J. Ware gained nine more yards before Jacobs' two runs got the ball into the end zone.

New Orleans countered with two touchdowns in 1:35 to effectively put the game out of reach.

The Saints had a first-and-goal from the eight when Brees dropped back to pass, stepped up to evade the rush and didn't stop until he dove and reached the ball over the goal line. The score was immediately preceded by Thomas' 24-yard run.

New Orleans drove 73 yards in nine plays and 4:55. Thomas was also involved in the drive's second-longest gain, on a 15-yard pass from Brees that was challenged by Coughlin, who contended the quarterback released the ball past the line of scrimmage. Referee Gene Steratore disagreed and upheld the call on the field. Brees scored three plays later.

On the series after the touchdown, the Giants faced a third-and-one from their own 29. They tried a direct snap to Scott, this year's seventh-round draft choice, but he fumbled the ball, which was recovered by safety Roman Harper. Coughlin challenged that ruling as well, saying Scott was down by contact prior to losing the ball. Steratore again upheld the call on the field.

On the second snap after the turnover, Brees threw to the left side for Graham, who caught the ball inside the 10 and beat Deon Grant to the end zone. With 4:13 remaining in the quarter, the Saints had built a 35-10 lead.

That held up as the final margin as each team scored two touchdowns in the fourth quarter.

The Giants struck on the first play as Manning threw down the middle to Cruz, who caught the ball on the Saints' 34-yard line and sprinted to the end zone.

New Orleans' offense again got the best of the Giants' defense, driving 80 yards in nine plays and getting assistance from Phillips' unnecessary roughness penalty. On the next play, Thomas took a handoff, cut left and scored standing up.

The Giants then embarked on a 12-play, 80-yard drive that was also aided by an unnecessary roughness penalty, this one on Harper. It ended with another touchdown pass to Cruz, from four yards out, which made the score 42-24.

After each team failed to convert on a fourth down, the Saints took possession at their own 40 with 2:03 left. Ingram carried the ball on three consecutive plays, the last time taking it 35 yards around left end for the game's final touchdown.

WEEK 12: GIANTS 24, SAINTS 49

NOTES, ANECDOTES AND STATISTICS

*The Giants lost their third consecutive game and fell to 6-4 and out of first place in the NFC East. They are one game behind the Dallas Cowboys.

*The 25-point loss was the Giants' worst since a 45-17 loss in Green Bay on Dec. 26, 2010.

*New Orleans' 49 points were the most allowed by the Giants since a 50-21 loss to Washington on Sept. 19, 1999. They had not allowed more than 45 points since their last visit to New Orleans, a 48-27 defeat on Oct. 18, 2009.

*The Giants gained 465 total yards, their highest total since they had 480 yards vs. Dallas on Nov. 14, 2010.

*The Giants' 392 net passing yards was their second-highest total of the season. They threw for 395 yards in a loss to Seattle on Oct. 9.

*The Giants' 29 first downs was their highest total since they had 30 in a victory at Seattle on Nov. 7, 2010.

*The Saints gained 577 total yards, the second-highest total ever allowed by the Giants and the most they have surrendered in 68 years. On Nov. 14, 1943, the Chicago Bears gained 682 yards vs. the Giants.

*New Orleans' 205 rushing yards were the most by a Giants opponent in exactly a year; Jacksonville ran for 207 yards in a Giants victory on Nov. 28, 2010.

*The Saints' 372 net passing yards were the most allowed by the Giants since Green Bay threw for 396 yards last Dec. 26.

*New Orleans' 31 first downs were the most by a Giants opponent since Tennessee had 31 in an overtime victory on Dec. 1, 2002 and the most in a four-quarter game since San Diego had 31 on Oct. 19, 1980.

*The Saints scored seven touchdowns. The last Giants opponent to score seven touchdowns was ... New Orleans, on Oct. 18, 2009. The breakdown was the same in each game: four Drew Brees touchdown passes and three rushing scores.

*The Giants trailed at halftime, 21-3, making this the fourth consecutive game in which they did not score a first-half touchdown.

*The 18-point halftime deficit was the Giants' largest since they trailed the Colts in Indianapolis, 24-0, on Sept. 19, 2010.

*The Giants' defense did not have a sack for the first time since Nov. 14, 2010 vs. Dallas.

*The Giants' first series ended when Eli Manning's pass for Jake Ballard was intercepted in the end zone by linebacker Will Herring. It was the second time this season the Giants had an opening-possession turnover. On Sept. 19 vs. St. Louis, Manning was picked off by safety Quintin Mikell on the Giants' first series.

*The Giants did not force a turnover, ending their NFL-long streak of 23

consecutive games with at least one takeaway. The last time they did not have a takeaway was on Sept. 26, 2010 vs. Tennessee.

*Manning completed 33 of 47 passes for 406 yards two touchdowns and an interception. The 47 attempts were his highest total since he threw 48 passes vs. Dallas on Nov. 14, 2010. The 33 completions tied the second-highest total of his career (also against the Cowboys last year). The 406 yards were second to the 420 yards he threw for against Seattle on Oct. 9.

**Manning shattered a team record by completing 19 consecutive passes from late in the second quarter to late in the fourth quarter. The previous record of 13 in a row was set by Phil Simms at Cincinnati on Oct. 13, 1985 and tied by Kerry Collins on Sept. 10 and 17, 2000 (at Philadelphia and Chicago). Manning's previous best was 12 in a row at Atlanta on Oct. 15, 2007.*

*Manning has thrown for 3,358 yards and 20 touchdowns this season. He is the fifth quarterback in NFL history with seven consecutive seasons with at least 3,000 yards and 20 touchdown passes. The other four quarterbacks to accomplish the feat are Peyton Manning, Brett Favre, Dan Marino and Brees.

*Manning increased his career total to 26,004 passing yards.

*Manning has 19 career 300-yard games, two behind Giants record-holder Phil Simms. The Giants are 9-10 in those games, including 0-2 when Manning throws for more than 400 yards.

*Victor Cruz led the Giants with a career-high nine receptions for 157 yards and two touchdowns, including a 72-yarder. Cruz's previous best was eight catches vs. Seattle on Oct. 9, when he had 161 yards. It was his second two-touchdown game of the season; he scored twice at Philadelphia on Sept. 25.

*It was the fourth time this season Cruz finished with more than 100 receiving yards. He also had 91, 98 and 99-yard games.

*Brandon Jacobs scored the Giants' first touchdown on an eight-yard run in the third quarter. It was his 53rd career rushing touchdown, leaving him two behind franchise record-holder Tiki Barber.

*Lawrence Tynes scored six points with a field goal and three extra points, raising his Giants career total to 403 points. He is the sixth player in franchise history to score at least 400 points.

*Tynes' three extra points increased his Giants total to 160, moving into third place on the franchise's career list, behind Pete Gogolak (268) and Joe Danelo (170).

*Tynes was short on a career-long 61-yard field goal attempt as time expired in the first half. His previous long was a 58-yarder for Kansas City at Denver on Sept. 12, 2005. Had it the kick been good, it would have been the longest field goal in Giants history (Ali Haji-Sheikh picked a pair of 56-yarders in 1983).

*Tom Coughlin lost two replay challenges less than three minutes apart in the third quarter.

With 7:03 remaining in the third quarter. Brees ran to his right before completing a 15-yard pass to Pierre Thomas. Coughlin challenged the play, claiming it was an illegal forward pass because Brees had released the ball past the line of scrimmage. After review, referee Gene Steratore upheld the call on the field.

With 4:26 left in the quarter, rookie Da'Rel Scott fumbled after the ball was snapped to him in the shotgun formation. Safety Roman Harper recovered the ball for the Saints. Coughlin challenged the call, saying Scott was down by contact before he fumbled. Steratore again declined to change the call. After winning his first four challenges this season, Coughlin has lost his last four.

*The Giants' three-game indoor winning streak ended. They are 27-16 in regular season games played in domes, including 9-4 under Coughlin. They are 3-7 in the Mercedes-Benz Superdome, where they have lost four in a row dating back to 1994.

*Brees threw for 363 yards, the highest total by an opposing quarterback since Green Bay's Aaron Rodgers passed for 404 yards last Dec. 26. The Saints' other nine passing yards were on a throw on a fake field by backup Chase Daniel. Brees is the first quarterback to throw four touchdown passes in a game against the Giants since Rodgers.

*Jimmy Graham and Lance Moore were the first Giants opponents to catch two touchdown passes in a game since Philadelphia's Jeremy Maclin on Dec. 19, 2010.

*The Giants fell to 22-32-1 on Monday Night Football, including 15-24-1 on the road. They were 1-1 on Monday night this season, including a 28-16 victory over St. Louis in MetLife Stadium on Sept. 19.

*The Giants are now 8-4 since 1990 when their opponents are coming off a bye and the Giants are not.

*The Giants faked a punt in the third quarter, but Steve Weatherford was stopped for no gain. Coughlin said after the game Weatherford did not hear that the fake had been called off.

*The Saints pulled a surprise at the end of the game's first possession when they faked a field goal attempt. John Kasay lined up for what would have been a 37-yard try. But holder Chase Daniel – New Orleans' backup quarterback, jumped up and threw pass to tight end Jimmy Graham, who caught the ball near the right sideline. Graham slipped out Devin Thomas' grasp, but was tackled by Jason Pierre-Paul at the 10-yard line, two yards shy of a first down.

*D.J. Ware had a career-high eight receptions for 45 yards.

*Ramses Barden had three catches for 38 yards, including a 26-yarder that tied his career long, set vs. Dallas on Nov. 14, 2010.

*Rookie fullback Henry Hynoski caught a 10-yard pass, his first reception since Oct. 2 at Arizona.

*Devin Thomas had his first reception of the year, a 12-yarder.

*Prince Amukamara got his first career fumble recovery – on a Giants fumble. Aaron Ross lost the ball on the second-quarter punt return. The ball was slapped away from the Saints by Will Blackmon and secured near the

sideline by Amukamara.

*Starting wide receiver Mario Manningham was inactive because of a knee injury. It was the second game this season he missed; he did not play at Philadelphia on Sept. 25 because of a concussion. Cruz started for Manningham...

Two other offensive starters were sidelined: running back Ahmad Bradshaw and left tackle Will Beatty. Bradshaw, the Giants' leading rusher, missed his fourth consecutive game with a stress fracture in his foot. He was again replaced by Jacobs, who rushed for 46 yards on 13 carries.

Beatty underwent surgery last week to repair a detached retina and is out indefinitely. David Diehl moved from left guard to tackle and Kevin Boothe start at guard. It was Diehl's first start of the season at left tackle, but the 57th of his career. Boothe started at left guard for the first time. He had started twice at center and once at right guard this season.

Linebacker Michael Boley missed his second game in a row with a hamstring injury. Safety Deon Grant started in place of Boley.

*Defensive end Osi Umenyiora suffered an ankle injury and did not play in the second half.

Also inactive were defensive back and punt team gunner Derrick Martin (hamstring), defensive tackle Jimmy Kennedy and offensive lineman James Brewer.

*With Michael Coe out for the season and Derrick Martin inactive, the gunners on the punt team were Thomas and Blackmon.

*The game captains were Louisiana natives Brandon Jacobs and Corey Webster.

*Chad Jones, the Giants' 2010 third-round draft choice, who has not played football since suffering serious injuries in an auto accident before his first training camp, watched the game from the Giants' bench area. Jones lives in New Orleans and is continuing his rehabilitation here. He hopes to play for the Giants in 2012.

WEEK 11: EAGLES 17, GIANTS 10

November 20, 2011

EAST RUTHERFORD, N.J. – The fourth-quarter comeback has become the Giants' signature event this season. Five times they have rallied from a late deficit or tie to win a game. They came up short last week in San Francisco, but when the Giants had a first down at the Philadelphia Eagles' 21-yard line with 1:25 remaining Sunday night, it seemed that San Francisco would be merely a brief interruption in a string of inspiring victories.

But it was not to be. Instead, the Giants got another lesson that waiting until the game's final few minutes to play at a high level is risky business. Eli Manning was sacked by Jason Babin and fumbled. The ball was recovered by Derek Landri, effectively dooming the Giants to their second straight loss.

To Tom Coughlin, the fumble was one of the last disappointing moments on a night in which he considered his team's play to be unfathomably poor. After the 17-10 loss had dropped the Giants to 6-4 and out of sole possession of first place in the NFC East, Coughlin was in no mood to spare anyone's feelings.

"That is the biggest disappointment that we have had around here in a long time," Coughlin said. "I didn't like the way we played. I know our offensive line was completely outplayed by the front eight of Philadelphia. Our defense did some good things in the first half, but the second half was not very good and not what you like. Top it off by putting ourselves in position to tie the game and go into overtime and again we have penetration, breakdowns in protection, somebody gets beat and the quarterback doesn't see him. We didn't protect the ball and the ball comes out, so the opportunity to give ourselves a touchdown there with overtime coming forward doesn't happen.

"I am very disappointed because coming out of San Francisco the talk was - by the players - we will fight, we will fight, we will play hard and we will do all those things. I didn't see that."

Nor did Manning attempt to look for positives in the team's worst offensive performance of the season.

"It wasn't a good game," Manning said. "We didn't have our best effort out there. I don't know why. I wish I had a reason. They played well, they played better than we did, and it is unfortunate."

It is, because the Giants are now tied with Dallas for first place in the division. They play at New Orleans next Monday night before returning home to face undefeated Green Bay.

They'll likely have a hard time competing in those games if they repeat some of the numbers they posted against Philadelphia. Like season lows of 278 yards and 12 first downs. And most alarmingly, only 29 rushing yards, their lowest total since Nov. 20, 2006 at Jacksonville. With Ahmad Bradshaw sidelined again with a fractured bone in his foot, Brandon Jacobs led the Giants with a mere 21 yards on 12 attempts— he averaged 1.8 yards a carry.

"(That) is about as pathetic as it can get," Coughlin said. "It was a very poor

performance."

"It was absolutely pathetic," Jacobs said. "It was the worst I have ever experienced in my seven years. We were top three in the league and now we are like 40th."

"We didn't want it as badly as they did. There's no explanation for a game like that. We didn't play that well and they wanted it more with their backs up against the wall and they came right at us."

The Giants did have a few positive performances. Victor Cruz caught six passes for 128 yards and their only touchdown. First-round draft choice Prince Amukamara made his NFL debut with five tackles and an interception. Rookie Mark Herzlich started at middle linebacker and had four solo tackles.

But those stories were buried beneath the lead, which was the Giants' poor play.

"It's very disappointing," said linebacker Mathias Kiwanuka, who led the Giants with seven tackles (six solo), including three for losses. "The only bright side that I can think of is that we still have a lot of games to play. As long as we come back strong with a better mindset, get ready to play tougher then we can still control our destiny going down the stretch. But we can't put too many quarters like that together and expect to be successful."

The Eagles scored on Alex Henery's 33-yard field goal and Vince Young touchdown passes of 14 yards to Steve Smith and eight yards to Riley Cooper. The latter occurred with 2:45 remaining and ended an 80-yard drive on which the Eagles owned the ball for 18 plays and 8:51. They converted all six of their third down opportunities in the series, including the touchdown. One of them was an 18-yard pass to Cooper on third-and-10.

"Third down is a money down, especially for the DBs," Amukamara said. "We have to make a play and get off the field. And we didn't make a play."

The Giants began the ensuing possession at their own nine-yard line (after Greg Jones' holding penalty on the kickoff return). On third-and-three from the 32, Manning threw a short pass to Cruz, who turned on the jets and picked up 47 yards on the play. Despite all that had gone wrong, the Giants had a shot.

But Manning was flushed from the pocket and lost the ball when Babin clubbed it from his hand. Two plays later, LeSean McCoy took off on a 60-yard yard that ended any hopes of a miracle finish.

"(I) just moved up in the pocket," Manning said. "Was looking down the middle, trying to get (Jake) Ballard down the middle. I knew it wasn't going to be there so I was trying to get my eyes back to (Mario) Manningham. We had him on a little underneath route and I was going to throw it to him. As I was going through that thinking process, that is when I got hit from behind. I need to do a better job holding onto the ball in that circumstance."

Manning and Cruz had teamed up for the Giants' other big moment in the game, a 24-yard touchdown pass that tied the score at 10-10 with 11:36 remaining in the fourth quarter.

On second-and-10, Manning took the snap and drifted left to give himself both time and space. He signaled for Cruz to continue to the end zone, where the second-year receiver caught the ball two steps ahead of cornerback Nnamdi Asomugha for his team-high fifth touchdown catch of the season.

The score capped a five-play, 73-yard drive that featured a 47-yard pass to Hakeem Nicks up the right sideline. That advanced the ball to the 24. After an incompletion, Manning found Cruz for the touchdown.

The Giants trailed, 10-3, at the end of a first half in which they gained only 86 yards – 19 on the ground.

It was the third consecutive game in which the Giants did not score a first-half touchdown.

Lawrence Tynes' season-long 48-yard field goal as time expired in the second quarter was the Giants' only score.

After Smith's touchdown, the Giants took possession at their own 20 with 1:22 remaining. They moved 50 yards in seven plays prior to the field goal, the longest a 21-yard pass to Cruz on the drive's first play. Manning's 10-yard pass to D.J. Ware put the Giants in field goal range with five seconds remaining. But Ware suffered a concussion on the play and did not return.

Smith scored the only touchdown of the half on a 14-yard pass from Young, a play set up by DeSean Jackson's 51-yard punt return. Jackson fielded Steve Weatherford's punt at the Philadelphia 35-yard line, crossed to the right side of the field and ran up the sideline until he was knocked out of bounds at the Giants' 14.

On the next play, Smith lined up on the right side, ran to his left, caught Young's pass at the 12 and ran into the end zone for his first touchdown of the season and a 10-0 lead.

Henery had scored the game's first points on a 33-yard field goal with 11:31 remaining in the second quarter. After a Giants punt, Philadelphia drove 50 yards in seven plays before the field goal. The longest play on the drive was a 32-yard pass down the left side to Jackson, which moved the Eagles to the Giants' 38. Two plays later, McCoy's 13-yard run gave Philadelphia a first down at the 18. But the drive stalled at the 14 and Henery came on to kick the field goal.

WEEK 11: EAGLES 17, GIANTS 10

NOTES, ANECDOTES AND STATISTICS

*The Giants lost their second game in a row and fell to 6-4 and into a tie for first place in the NFC East with the Dallas Cowboys.

*The Giants and Eagles split their season series for the third time in the last six seasons. In each of those three years, the visiting team won every game.

*The 10 points was the Giants' lowest total since a 29-10 loss to Tennessee on Sept. 26, 2010. The Titans were then quarterbacked by Vince Young, who started for the Eagles on Sunday.

*The Giants' 278 total yards was their lowest total since their last Sunday night game vs. the Eagles, on the same weekend last year. They gained 208 yards in Philadelphia on Nov. 21, 2010.

*The Giants' 29 rushing yards was their lowest total in exactly five years. On Nov. 20, 2006, they rushed for 25 yards in a loss at Jacksonville.

*The Giants' 12 first downs was their lowest total since they had 11 at Minnesota on Jan. 3, 2010.

*The Giants' time of possession of 23:42 was their second-lowest of the season. They owned the ball for 22:09 in their 29-16 victory in Philadelphia on Sept. 25.

*The Eagles scored their game-winning touchdown on an 18-play, 80-yard drive that took 8:51 to complete in the fourth quarter. It was the highest number of plays the Giants allowed on one possession since Nov. 22, 2009, when the Atlanta Falcons had an 18-play field goal drive. It was the third-longest drive in terms of time allowed by the Giants this season. The Arizona Cardinals had a field goal drive that took 9:02 on Oct. 2 and the Eagles had one that was completed in 8:52 in the teams' first meeting.

*The Giants trailed at halftime, 10-3, the third consecutive game they did not score a touchdown in the first half. That last happened from Nov. 14-28, 2010 vs. Dallas, Philadelphia and Jacksonville.

*The halftime score remained the same at the end of the third quarter. It was the first time the Giants did not score a touchdown in the first three quarters since last year against the Jaguars, when they turned a 17-9 deficit entering the fourth quarter into a 24-20 victory.

*The three points was the Giants' lowest total after three quarters since Jan. 3, 2010, when they trailed the Vikings in Minnesota, 44-0.

*Tom Coughlin became the 19th head coach in NFL history to coach 250 regular season games. He is 139-111, including 71-51 with the Giants.

*Eli Manning completed 18 of 35 passes for 264 yards, one touchdown and one interception. The touchdown pass to Victor Cruz early in the fourth quarter was the 174th of his career. That broke a tie with Charlie Conerly and moved Manning into second place on the Giants' career list. Phil Simms is first with 199 touchdown passes.

*Cruz led the Giants with six receptions for 128 yards, including a 47-yarder. He became the first Giant with 100 receiving yards in a game since ... Victor Cruz, with 161 vs. Seattle on Oct. 9. It was Cruz's third 100-game of the

season and second against the Eagles.

*Running back Ahmad Bradshaw missed his third consecutive game because of a broken bone in his foot. In his absence, Brandon Jacobs led the Giants with just 21 yards on 12 carries.

*Jason Pierre-Paul sacked Young for a three-yard loss and now has 10.5 sacks this season.

*Rookie Mark Herzlich saw his first career action on defense as the starter at middle linebacker. He had four tackles (two solo). Two other rookie backers also played extensively – Jacquian Williams had four solo tackles and Spencer Paysinger had three.

*Kenny Phillips, Aaron Ross and Prince Amukamara all intercepted Young passes. The Giants had three picks in each game vs. Philadelphia this season. In September, they intercepted Michael Vick once and Mike Kafka twice. Ross had two of those picks and Phillips one.

On Sunday, Phillips picked up his second interception of the season in the second quarter on a Young pass intended for Clay Harbor.

*Ross tied Corey Webster for the team lead with his fourth interception of the season, a career-high, in the end zone on a pass intended for Riley Cooper. He had three picks in both 2007, his rookie season, and 2008 – and none in 2009 and 2010.

*Amukamara, the Giants' first-round draft choice, had a memorable NFL debut. On his second NFL play, Amukamara intercepted a long Young pass intended for DeSean Jackson. He had made his NFL debut on the game's fourth play as a substitute defensive back. Amukamara finished with five solo tackles. He was inactive for the first nine games because of a broken foot he suffered on Aug. 6.

*Lawrence Tynes kicked a season-long 48-yard field goal as time expired in the second quarter. His previous long was a 30-yarder at Arizona on Oct. 2.

*LeSean McCoy rushed for 113 yards on 23 carries and – thanks to a 60-yard run with about a minute left – to become the fourth back to run for more than 100 yards vs. the Giants this season – and the first to do it twice. He rushed for 128 yards in the Giants victory in Philadelphia.

*Running back D.J. Ware left the game with a concussion. Safety Derrick Martin suffered a hamstring injury and did not return. Cornerback Michael Coe (shoulder) and tight end Jake Ballard (elbow) were also injured. Right guard Chris Snee spent the early part of the third quarter in the training room getting an IV and was briefly replaced by Kevin Boothe.

*Philadelphia Coach Andy Reid successfully challenged a call on the field and nullified what had been an interception for Webster. With 2:34 remaining in the second quarter, Vince Young threw a pass down the middle to DeSean Jackson that was ruled an interception by Webster. Reid challenged the ruling, saying the ball hit the ground before Webster secured it. After review, referee Mike Carey overturned the call on the field and the play was changed to an incomplete pass. Opposing coaches are 2-2 this season and 21-31 since the start of the 2004 season on replay challenges.

*The Giants are 15-21-1 on Sunday nights, including 7-11 at home. They have one more Sunday night game scheduled, Dec. 11 at Dallas.

*The Giants' inactive players were Bradshaw and linebacker Michael Boley (hamstring), fullback Henry Hynoski, wide receiver Jerrel Jernigan, defensive tackle Dwayne Hendricks and offensive linemen Mitch Petrus and James Brewer.

Boley's absence ended a streak of 33 consecutive games played, which had been the third-longest on the team behind Manning (113) and Zak DeOssie (74).

*The game captains were Snee and Webster.

WEEK 10: 49ERS 27, GIANTS 20

November 13, 2011

SAN FRANCISCO – The Giants learned Sunday they can't pull fourth-quarter magic out of their helmets every week.

After Eli Manning-led late rallies produced victories in their previous three games, the Giants tried duplicating the blueprint against the San Francisco 49ers in Candlestick Park. They sliced a 14-point deficit in half with 8½ minutes remaining and got the ball back with 6:35 left. When they converted a fourth-and-six on an 18-yard pass to Mario Manningham, the Giants seemed poised for another memorable finish.

But they couldn't quite pull it off. An open Manningham couldn't get to Manning's pass in the end zone, which was their best chance to tie the score. They did convert another fourth down, on a 10-yard pass to Victor Cruz. But when they went to the well the third time it came up dry. Manning's pass on fourth-and-two was batted down by defensive end Justin Smith with 34 seconds left.

Instead of celebrating another comeback, the Giants lost, 27-20. They fell to 6-3 and lead the Dallas Cowboys by one game in the NFC East race. The Giants host Philadelphia next Sunday night.

"Too little, too late. Not enough – whatever you want to describe it as," Coach Tom Coughlin said. "I'm very disappointed. We used the clock very well. Had we been able to drive and score, there would have been very little time left for them to do anything with it. I thought we would get there, score and go into overtime and win it in overtime. I'm very disappointed. We've done very well in those situations."

They almost pulled it off again. The Giants outgained San Francisco, 395-305, and owned the ball for nine more minutes (34:37-25:23). They limited a team averaging 137.6 rushing yards a game to just 77 – without linebacker Michael Boley (hamstring) and cornerback Aaron Ross (quad) for the second half. They were replaced by rookie Spencer Paysinger and Michael Coe, respectively.

Alex Smith threw a 31-yard touchdown pass to Vernon Davis, Kendall Hunter scored on a 17-yard run and David Akers kicked field goals of 36, 52, 39 and 28 yards for the 49ers, who won their seventh consecutive game to improve to 8-1.

The Giants scored on Manning touchdown passes of 13 yards to Manningham in the third quarter and 32 yards to Hakeem Nicks in the fourth, and Lawrence Tynes field goals of 23 and 25 yards. Manning completed his first 10 passes of the game and finished 26-for-40 for 311 yards.

San Francisco scored two touchdowns within 1:01 early in the fourth quarter to take a 27-13 lead with 12:21 remaining.

But the Giants responded as they have so often late in games this season, with a well-executed scoring drive. This one covered 80 yards in only seven plays, including 17- and 15-yard passes to Jake Ballard and the score to Nicks, who returned to action after missing last week's dramatic victory in New England with a hamstring injury. It was 27-20 and half the fourth

quarter remained to be played.

When the defense forced Smith and Co. to go three-and-out, the Giants took possession at their own 20 with 6:35 remaining. Manning, who has authored five fourth-quarter rallies this season and 19 in his career, again had the ball in his hands with a game in the balance.

"We felt confident," Manning said. "The drive before, we had gone down there and scored. We feel that we're always in the game. We had a bad series and they take the lead by seven. We throw an interception, they score the next play and we're down 14. But kept fighting and we kept competing to the very end. The defense did a great job getting the ball back, but unfortunately, we couldn't score again."

The Niners looked like they might suffer the same fate as the Bills, Dolphins and Patriots before them when Coughlin eschewed a punt on fourth-and-six and Manning hit Manningham right in front of the Giants' sideline for an 18-yard gain to the San Francisco 47-yard line. Jim Harbaugh challenged the ruling, claiming Manningham did not land with both feet inbounds, but referee Tony Corrente upheld the call on the field after a review.

"We were moving the ball," Coughlin said of his decision not to kick. "Why would we stop? I thought the quarterback would make a play and he did."

After a pass to D.J. Ware gained five yards, Manning threw a pass deep down the right side that sailed just past Manningham's outstretched arms in the end zone.

"I have to come down with it," Manningham said. "I should have laid out. I should have come down with it."

"It's one of those you're going to look at on the film and you're going to hate yourself for it," Manning said. "He was so open. When you see it on film it's going to look like he's wide open and you're going to say, 'I could have just laid it out there for him and let him walk under it.' You always try to hit the guy right on stride...maybe it was just a little bit too far of a throw or maybe he couldn't hold onto it."

Coughlin thought it was neither.

"It's an extension where Mario really has to reach out there," Coughlin said. "The ball just doesn't get caught. You have to explain it to me. Sometimes they catch it, sometimes they don't."

The Giants converted two more big plays, 10-yard catches by Cruz on fourth-and-five and by D.J. Ware, the latter giving the Giants a first down at the San Francisco 18-yard line with 1:53 remaining. Manning quickly hit Cruz for eight more yards. With 1:24 remaining they were 10 yards from the goal line and the tying score.

They got no closer. Manning threw an incompleteness to Manningham. Ware ran up the middle and was stopped for no gain. "They (the 49ers) knew it was coming," Ware said. "They yelled it out before the play. But we thought we could out-execute them and get the two yards. But they came up with a

good defense.”

It was fourth-and-10 with 37 seconds left. Operating out of a shotgun, Manning scanned the field and threw a pass to Cruz. But it never reached its intended target because Smith, a Pro Bowler each of the last two seasons, knocked it down.

“He decided not to rush,” Coughlin said. “He’s a veteran player and a good one. He just guessed right and the ball was in his neighborhood.”

“On fourth down we had a good play called,” Manning said. “Obviously, (Smith) batted it down at the line of scrimmage. I was going to Cruz. They were playing man. He did a good job beating his guy. Ballard looked like he was getting held by Patrick Willis. It was a little tight. They kind of overlapped each other. I tried to fit it into Victor, but it got knocked down.”

Guard David Diehl took responsibility for Smith hitting the pass.

“Unfortunately, my guy was the one who knocked the ball down,” Diehl said. “It’s part of the game and you continue to play. He’s a veteran guy. He was able to get his head outside to be able to see the ball thrown and stuck his right arm up and got it.”

The Giants led entering the fourth quarter, 13-12, before San Francisco scored two touchdowns to retake the lead.

Smith’s pass to Davis - and his two-point conversion throw to Michael Crabtree – put the 49ers ahead at 20-13 with 13:22 left in the fourth quarter. On second down, Smith threw to the left side for Davis, who was all alone when he caught the ball at the 25 and began motoring down the left sideline. At the two, he jumped into and through safety Kenny Phillips and into the end zone for the touchdown. Smith then threw to Crabtree on the right side for the conversion.

San Francisco drove 50 yards in only four plays following Steve Weatherford’s 29-yard punt.

On the Giants’ ensuing possession, Manning’s pass was intercepted by Carlos Rogers for the second time. Rogers returned the ball 17 yards to the 17.

On the next play, Hunter, subbing for the injured Frank Gore, took a handoff and zipped through the middle for the touchdown and a 27-13 lead with 12:21 remaining.

“The run for the final touchdown was too easy,” Coughlin said.

Manningham’s touchdown catch with 2:25 remaining in the third quarter had given the Giants their one-point lead. On third-and-six, Manningham lined up on the right side, eluded cornerback Chris Culliver and caught Manning’s pinpoint pass while dragging his feet inbounds in the back of the end zone.

The score concluded a 10-play, 84-yard drive that took 5:38 to complete. The long gain in the series was a 36-yard pass to Cruz. Bear Pascoe also had a 14-yard catch-and-run to the San Francisco 21-yard line. Manningham scored four plays later.

Akers’ fourth field goal, a 28-yarder with 11:14 remaining in the third quarter, increased the 49ers’ lead to 12-6.

San Francisco took the second-half kickoff and moved 70 yards in 10 plays. Smith’s 19-yard pass to Delanie Walker gave the 49ers a first down at the Giants’ 10-yard line. Smith threw three consecutive passes to the left side – the first to Crabtree, the second two to Braylon Edwards - but Corey Webster had tight coverage on each. Harbaugh then sent Akers back onto the field.

The Giants trailed at 9-6 after a first half in which the decisive play was a successful onside kick by the 49ers. It was the second week in a row in which neither the Giants nor their opponents scored a first-half touchdown.

Tynes’ 25-yard field goal with 9:05 remaining in the second quarter gave the Giants their second lead at 6-3. Before the kick, the Giants drove 73 yards in 12 plays, including a drive-starting 21-yard Manning pass to Cruz and a terrific diving catch by Manningham for a 13-yard gain on third-and-nine. The Giants later faced another third-and-nine, but this time picked up only three yards on a pass to Pascoe, forcing the Giants to kick another field goal.

Akers tied the score at 6-6 on a 52-yard field goal with five minutes left in the quarter. It was the longest field goal kicked against the Giants this season.

San Francisco drove 46 yards in six plays, including a 21-yard pass from Smith to Crabtree. Moments later, Crabtree was penalized for offensive pass interference. After Gore lost four yards running up the middle, the 49ers faced a third-and-21 at their own 49. But Smith’s 17-yard pass to Edwards put them back in field goal range and Akers took advantage by tying the score.

Akers then pulled a surprise with a well-executed onside kick that was recovered on the Niners’ 47-yard line by Walker. Smith soon connected with Walker for an 18-yard gain before his 12-yard scramble set up Akers’ 39-yard field goal with 1:49 remaining that gave the home team a 9-6 lead.

The Giants got the ball at their own 22 with 1:40 left, but Manning’s pass for Cruz was intercepted by Rogers at the 43. The Niners were in range to kick another field goal, but Smith’s pass bounced off the hands of Ted Ginn, Jr. and into the hands of Webster for his team-leading fourth interception of the season.

Each team had a long field goal drive in the first quarter.

The Giants started at their own 20 after the opening kickoff and traveled 75 yards in 14 plays, including Tynes’ 23-yard field goal. Manning completed all seven of his passes for 54 yards on the drive, including a short toss that Brandon Jacobs turned into a 16-yard gain and a nine-yarder to Nicks on third-and-six.

The Giants later needed six yards on another third down, but Manning’s pass to Cruz gained only four and Tynes came on to kick the field goal.

The 49ers also began their first possession at the 20 after a touchback. They moved 62 yards in 12 plays, including Akers’ 36-yard field goal. The longest play on the drive was Smith’s 21-yard throw to Edwards.

Like the Giants, San Francisco completed a third-down pass that was short of the first down – a four-yard throw to Davis on third-and-10. Akers then kicked the field goal.

WEEK 10: 49ERS 27, GIANTS 20

NOTES, ANECDOTES AND STATISTICS

SAN FRANCISCO – Notes and statistics from the Giants’ 27-20 loss to the San Francisco 49ers in Candlestick Park:

*The defeat snapped the Giants’ three-game winning streak and left them at 6-3, one game ahead of the Dallas Cowboys in the NFC East.

*The Giants finished 2-2 vs. the NFC West, beating St. Louis and Arizona but losing to Seattle and San Francisco.

*The Giants gained more yards (395-305), had more first downs (21-16) and owned the ball significantly longer (34:37-25:23) than San Francisco.

*The time of possession of 34:37 was the Giants’ highest since they owned the ball for 37:51 in a loss to Dallas on Nov. 14, 2010.

*The Giants punted just twice, their lowest total since they punted once at Seattle on Nov. 7, 2010.

*The Giants led after three quarters, 13-12. They had won their previous four games in which they held a lead entering the final quarter, last losing vs. Philadelphia on Dec. 19, 2010. The Giants had won their nine previous road games in which they led after three quarters dating back to a victory at Tampa Bay on Sept. 27, 2009.

*The Giants held San Francisco to 77 rushing yards – including 27 yards on scrambles by quarterback Alex Smith - about 100 yards less than the 49ers’ averaged in their previous five games (178.4). Frank Gore, who had rushed for more than 100 yards in each of those five games, gained zero yards on six carries before leaving with an ankle injury.

*The Giants did not score a first-half touchdown for the second consecutive game, the first time that’s happened since they went three games in a row from Nov. 14-28, 2010 vs. Dallas, Philadelphia and Jacksonville.

*The Giants did not allow a first-half touchdown for the second game in a row, the first time they accomplished that since Oct. 3 and 10, 2010 against Chicago and Houston.

*The Giants’ last and first drives of the game included 16 and 14 plays, respectively, their two longest series of the year in terms of the number of snaps. The last series, which ended with Justin Smith batting down Eli Manning’s fourth-down pass, was the most plays in a Giants’ possession since their 19-play drive to close out a 41-7 victory in Seattle on Nov. 7, 2010. The game-opening field goal drive consumed 8:33 and was the Giants’ longest drive in terms of time since they held the ball for the final 13 minutes last year against the Seahawks. Their previous long drive this year consumed 7:08 and ended with a field goal vs. Miami on Oct. 30.

*Manning completed 26 of 40 passes for 311 yards, two touchdowns and two interceptions. The two touchdown passes increased his career total to 173, tying Charlie Conerly (1948-61) for second on the Giants’ career list. Phil Simms is first with 199 touchdown passes.

*The 300-yard game was Manning’s fourth of the season and the 18th of his career. That broke a tie with Kerry Collins and moved Manning into second on the Giants’ list of 300-yard passers. Simms is No. 1 with 21.

*The Giants are 9-9 when Manning throws for at least 300 yards.

*Manning started his 112th consecutive regular season game, breaking a tie with Tom Brady and moving him into fourth place on the NFL’s all-time list

for consecutive starts by quarterbacks. Directly ahead of Manning is Ron Jaworski, who started 116 games in a row for Philadelphia from 1977-84. Brett Favre holds the record for consecutive regular season starts by a quarterback with 297. Peyton Manning is second with 208.

*The starting quarterbacks – Manning and San Francisco’s Alex Smith – were the No. 1 overall selections of the 2004 and 2005 NFL Drafts.

*Manning completed his first 10 passes. It was the second time this season he completed 10 passes in a row. Manning also did it vs. St. Louis on Sept. 19.

*Manning is 3-1 against the 49ers.

*Brandon Jacobs rushed for 55 yards on 18 carries to increase his career totals to 4,531 yards and 1,004 rushing attempts. He is the fifth player in Giants history to rush for at least 4,500 yards and the sixth with at least 1,000 carries.

*Corey Webster intercepted a Smith pass late in the second quarter. It was Webster’s team-leading fourth pick of the season and ties the career-high he set in 2010.

*Osi Umenyiora sacked Smith for a six-yard loss. He has 7.0 sacks in six games this season and 66.5 in his career.

*Defensive tackle Linval Joseph picked up his second sack in three games. They are the first two sacks of his career.

*The Giants played the second half without linebacker Michael Boley (hamstring) and cornerback Aaron Ross (quad contusion). Boley was replaced by rookie Spencer Paysinger and Ross by Michael Coe.

*With Ross sidelined, Victor Cruz was the punt returner. He ran back three for 12 yards, including an 11-yarder. Cruz also led the Giants with 84 receiving yards on six catches (which tied Mario Manningham).

*Rookie Da’Rel Scott assumed the kickoff return duties and had two runbacks for 53 yards, including a 37-yarder.

*Hakeem Nicks returned to action after missing last week’s victory in New England with a hamstring injury. Nicks caught two passes for 41 yards, including a 32-yard touchdown in the fourth quarter.

*Center David Baas was back in the lineup after missing the Patriots game with a knee injury.

*Lawrence Tynes kicked two field goals and two extra points. Tynes now has 157 extra points as a Giant, tying him with Ben Agajanian (1949, 54-57) and Brad Daluiso (1993-2000) for the third-highest total in Giants history. Daluiso watched the game standing next to the Giants’ bench area. Tynes has made 140 consecutive extra point attempts, extending his team record.

*Both Tom Coughlin and Jim Harbaugh lost replay challenges.

With 9:41 remaining in the third quarter. Steve Weatherford punted to Ted

Ginn, Jr., who let the ball drop in front of him. The ball was downed by Jacquian Williams. Coughlin claimed the ball hit Ginn and should be awarded to the Giants. After review, Tony Corrente upheld the call on the field. Coughlin is 3-2 this season, 32-34 as the Giants coach and 43-43 in his career on replay challenges.

Harbaugh tried to get a call reversed with 3:25 remaining in the fourth quarter after Manningham caught an 18-yard pass on fourth-and-six. But after reviewing the play, Corrente said Manningham had gotten both feet down inbounds, which Harbaugh had challenged. Opposing coaches are 1-2 this and 20-32 on replay challenges since Coughlin joined the Giants in 2004.

*David Akers' 52-yard field goal is the longest vs. the Giants since John Kasay Sept. 12, 2010 (52 yards).

*San Francisco cornerback Carlos Rogers intercepted two Manning passes, the first Giants opponent with a pair of picks in a game since Philadelphia's Asante Samuel did it on Nov. 21, 2010.

*The Giants inactive players were running back Ahmad Bradshaw, cornerback Prince Amukamara, wide receiver Jerrel Jernigan, fullback Henry Hynoski, defensive tackle Dwayne Hendricks and offensive linemen Mitch Petrus and James Brewer.

*The Giants-Niners regular season series is tied, 14-14.

*Coughlin lost for the first time in five career games vs. the 49ers.

WEEK 9: GIANTS 24, PATRIOTS 20

November 6, 2011

FOXBORO, Mass. – Tom Coughlin said he didn't have time for a flashback, but to everyone else who watched the Giants' scintillating 24-20 victory Sunday over the New England Patriots in Gillette Stadium, it was eerily similar to Super Bowl XLII.

Same teams. Same Uniforms. New England takes a late lead on a Tom Brady pass (in the Super Bowl it was with 2:42 remaining, on Sunday 1:36 was left). Eli Manning and the Giants respond with a long drive for the ages (83 yards in the Super Bowl, 80 yards in Gillette) that includes a memorable catch in the center of the field by a receiver wearing No. 85 (then David Tyree, now Jake Ballard) and a late, game-winning touchdown pass that is caught on the left side of the end zone (in the Super Bowl 35 seconds remained, on Sunday, just 15).

The teams traded the lead three times in the fourth quarter, just as they did 46 months ago in the Super Bowl. Last time, the Giants' ruined New England's perfect season. On Sunday, they ended the Patriots' 20-game regular season home winning streak.

Manning's one-yard touchdown pass to Ballard – whose 38-yard catch on third-and-10 kept the drive alive – gave the Giants their third consecutive victory and improved their record to 6-2 at midseason. It wasn't the Super Bowl, but you wouldn't know it by the delirium that broke out in the Giants' locker room. Players and coaches hugged and back-slapped each other and everyone was laughing and yelling. The players gathered around Coughlin and running back Brandon Jacobs lifted the coach up over his shoulders.

"I was thinking they were going to drop me on my head," Coughlin said.

"I think we got carried away," defensive end Justin Tuck said. "It was a big win. We made some plays and got a win. It brings back memories. We were happy about that."

Manning threw two touchdown passes in the final 3:03. He completed 20 of 39 passes for 250 yards – 179 in the decisive second half. He has led the Giants to three victories in a row – and five this season – after facing a fourth-quarter deficit or tie.

"I knew we would win," Jacobs said. "It definitely took me back to the Super Bowl.

"When you've got Eli as the quarterback in a two-minute situation, I am confident all the way in and out. Eli has been a beast all season long, ever since I've been in the league, on two-minute drives. He has been great."

While Coughlin insisted he never thought about the Super Bowl, Manning couldn't help but notice the similarities.

"(I was just thinking about) the fact that the last time we played when we had a two-minute drive to win the game," Manning said. "It was just the same situation here. It was a little bit of a role reversal of when we scored to go up by four and gave the Patriots enough time where they had to score a touchdown. Fortunately enough, they scored real quick and it took them a minute and half and left us with enough time to get a good drive, thinking we only needed a field goal. We had plenty of time to go down there and

get that, and you always want to get the touchdown. You never want to take it into overtime.

"When we needed touchdowns, when we had to step up, guys continued to make plays at the right time. It's a great quality. When we need it, guys are making big plays."

The Giants won despite playing without leading rusher Ahmad Bradshaw (foot), top receiver Hakeem Nicks (hamstring) and center David Baas (knee).

"Half our offense wasn't here and we still came out and beat a great football team," defensive end Osi Umenyiora said.

Neither team scored a point in the first half and the third quarter ended with the Giants holding a 10-3 lead. The Patriots took their first lead at 13-10 with 7:08 remaining.

That's when the real fun commenced.

Manning led the Giants on an eight-play, 85-yard drive that was aided by a 35-yard pass interference penalty on Kyle Arrington. It ended when Manning floated a perfect 10-yard touchdown pass to Mario Manningham on third-and-five for a 17-13 lead.

Manningham was flagged for unsportsmanlike conduct after the play, forcing Lawrence Tynes to kick off from the 20. The Patriots took possession at their 36. Tom Brady, who has led the Patriots to 32 victories after facing a fourth-quarter deficit, seemed to add to his legacy when he hit tight end Ron Gronkowski with a 14-yard touchdown pass with only 1:36 left – on fourth-and-nine, no less.

After a touchback, the Giants took over at their 20. In Manning's mind, they had the Patriots right where they wanted them.

"I'd rather be down by three with a minute-thirty (left) than up by four with a minute-thirty with Tom Brady, with their offense on the field," Manning said. "You like those situations where you have an opportunity to go win the game."

That's exactly what Manning and the Giants did. The drive started with a 19-yard pass to Victor Cruz. Two incompletions left them with a third-and-10. Manning, who was not sacked in the game, threw down the center of the field for Ballard, who turned his head and caught the ball almost simultaneously. It wasn't as spectacular as Tyree's helmet catch in the Super Bowl, but it did give the Giants a first down on the Patriots' 33 with 45 seconds left.

"They were playing man underneath, with two safeties high, and we really hadn't thrown anything to him down the middle," Manning said. "He got even with the guy and he's just a big target. You try to put it in a spot where he can make the catch, put it up high and get it into his hands. Sometimes they get their hands up after the ball hits them, or the safety can come and hit it out, but Ballard is a big sucker and made a big catch."

"Right after Jake caught that ball over the middle, it kind of inspired us,"

Cruz said. "We knew we weren't coming out of there with a tie. We came this far and we were driving the ball. We weren't taking 'no' for an answer. Once he made that catch it inspired all of us."

After Manning scrambled for 12 yards, Sergio Brown was penalized for interfering with Cruz in the end zone, putting the ball at the one.

Thirty seconds remained. A pass to Ballard fell short. Brandon Jacobs was stopped for no gain. The Giants used their last timeout with 19 seconds left. When play resumed, Manning faked a handoff before firing to Ballard, who caught the game-winner near the back-left portion of the end zone.

"The defensive line pinched and I ended up getting off quick and breaking it out because I knew I had to get separation from the linebacker," Ballard said. "As soon as I turned around Eli threw it and it was there. I was just concentrating really hard to make sure I caught the ball."

On the Giants' two fourth-quarter touchdown drives, Manning completed seven of 11 passes for 85 yards.

"He stood in there and there was pressure," Coughlin said. "He got blitzed and hung in there and directed traffic and threw the ball where it should have been thrown. Kept great poise and was resilient as heck."

Aside from Manning's touchdown passes, the Giants scored on Jacobs' 10-yard run and Lawrence Tynes' 22-yard field goal.

Brady threw touchdown passes to Aaron Hernandez and Gronkowski and Steve Gostkowski kicked two field goals for the Patriots, who fell to 5-3.

Gostkowski's second field goal gave the Patriots a 13-10 lead midway through the fourth quarter. The possession began at the Patriots' 21-yard line. Brady threw a 27-yard pass over the middle to Gronkowski, who reached down to make a nice grab, and a nine-yarder to Wes Welker on third-and-nine. New England got as far as the Giants' 26-yard line, but Brady misfired twice and Gostkowski came on to kick the field goal.

Gostkowski's first three-pointer with 5:29 remaining in the third quarter cut the Giants' lead to 10-3. The Patriots retained possession when Aaron Ross muffed Zoltan Mesko's punt and the ball was recovered by Rob Ninkovitch at the Giants' 33-yard line. The ball hit Ross' left shoulder pad.

New England got as far as the Giants' 14-yard line, but Brady's third-down pass for Chad Ochocinco was short and Gostkowski came on to kick the field goal.

The Giants squandered an opportunity to pad their lead after two rookies teamed up for the Giants' fourth takeaway. Tyler Sash forced a fumble by punt returner Julian Edelman that was recovered by Spencer Paysinger at the Patriots' 40-yard line.

Manning passes of 23 yards to Victor Cruz and 15 yards to Ramses Barden – his first catch of the season – gave the Giants a first-and-goal at the two. What followed was Giants' frustration.

Michael Clayton caught Manning's first-down pass for an apparent touchdown, but was ruled out of bounds in the back of the end zone. A delay of game penalty moved the ball back to the seven.

D.J. Ware gained two yards to set up a third-and-goal from the five. The series ended in disappointment when Manning's pass into the end zone was

intercepted by Kyle Arrington.

"He bounced back after the interception that we were thinking three (points), maybe seven," Coughlin said. "We didn't get it, but we came right back and did some good things on defense and battled away and found a way to win."

But first, the Patriots took advantage of the turnover by driving 80 yards in seven plays and 2:41. The touchdown was a five-yard pass from Brady to Hernandez, who caught the ball at the five, eluded attempted tackles by Corey Webster and Kenny Phillips and tied the score at 10-10 just 32 seconds into the fourth quarter.

On the drive, Brady completed passes to Welker for 27 and then 28 yards and an 11-yarder to Hernandez just prior to the touchdown.

After a scoreless first half, the Giants took advantage of two takeaways to score 10 points in 59 seconds to take a 10-0 lead early in the third quarter.

On the third play of second half, Brady's pass to Gronkowski was intercepted by Deon Grant on the Giants' 39-yard line.

After a short Jacobs run, Manning threw back-to-back passes of 18 yards to Cruz and 30 yards to Ballard to give the Giants a first down at the Patriots' 11-yard line.

Jacobs' four-yard run and a three-yarder by Ware left the Giants with a third-and-three at the four. Manning's pass to Cruz was incomplete and Tynes came on to score the game's first points with 10:09 remaining in the third quarter.

The Giants again took away the ball on the Patriots' second play from scrimmage, when Michael Boley sacked Brady and forced a fumble. The ball was recovered by rookie linebacker Jacquian Williams, who made a nifty one-handed grab at the New England 10-yard.

On the next play, Jacobs took a handoff and scored easily for his third rushing touchdown of the season and a 10-0 advantage with 9:10 left in the quarter.

The first half was a defensive duel that ended in a 0-0 tie. It was the first scoreless tie at halftime in a Giants game since Oct. 3, 2004 at Green Bay. The Giants were shutout in the opening two quarters for the first time since Sept. 19, 2010 at Indianapolis. It was the first time the Giants did not allow a point in the first half since Dec. 5, 2010 vs. Washington. The Patriots had not been shutout in the first half since Dec. 10, 2006 at Miami.

The best scoring chance of the half belonged to the Patriots with only three seconds remaining. They drove from their own nine-yard to the Giants' eight, but Gostkowski's 27-yard field goal attempt flew just outside the left upright and was no good. It was the shortest missed field goal against the Giants since Sept. 5, 2002, when San Francisco's Jose Cortez had a 25-yard attempt blocked by Mike Rosenthal.

The Giants punted on each of their six possessions in the first half. They finished the half with 117 yards and six first downs.

They finished the second half euphoric.

"It was a heck of a game," Coughlin said.

Just like the last one against the Patriots.

WEEK 9: GIANTS 24, PATRIOTS 20

NOTES, ANECDOTES AND STATISTICS

FOXBORO, Mass. – Notes and statistics from the Giants' 24-20 victory over the New England Patriots in Gillette Stadium.

*The Giants won their third consecutive game, all against AFC East teams, and for the sixth time in seven games to improve to 6-2 at midseason. This is the second year in a row and the fifth time in eight years under Tom Coughlin that they reached the halfway point of the season with a 6-2 record (also in 2005, '06 and '07). They were 7-1 in 2008 and 5-3 in 2004 and 2009.

*The Giants rallied from a fourth-quarter deficit to win, just as they did in their previous victories over Buffalo and Miami.

*The Giants scored the game-winning touchdown with 15 seconds remaining when Eli Manning threw a one-yard touchdown pass to Jake Ballard, ending an eight-play, 80-yard drive. It was the latest the Giants scored a game-winning, come-from-behind touchdown since Oct. 23, 2005, when Manning threw a two-yard touchdown pass to Amani Toomer to give the Giants a 24-23 victory over Denver. That score capped a 15-play, 83-yard drive. It was the latest the Giants scored game-winning points of any kind since Sept. 20, 2009, when Lawrence Tynes kicked a 37-yard field goal as time expired in Dallas to beat the Cowboys, 33-31, in the first game at Cowboys Stadium.

*The Giants' winning drive was reminiscent of their game-winning drive vs. the Patriots in Super Bowl XLII. That was a 12-play, 83-yard march that took 2:07 and finished with a Manning touchdown pass to Plaxico Burress with 35 seconds remaining.

*The Giants' victory ended three significant Patriots streaks. New England had won 20 consecutive regular season home games, 18 straight home games vs. NFC teams and they had won 31 regular season games in a row started by quarterback Tom Brady.

*The Giants were out-gained, 438-361, ending their streak of 400-yard games at three.

*The Giants had a season-high four takeaways – two interceptions and two fumble recoveries – and two turnovers. The four takeaways was their highest total since the 2010 season finale in Washington, where they recovered three fumbles and intercepted a pass.

*The teams were scoreless at halftime. It was the first 0-0 halftime tie in a Giants game since Oct. 3, 2004 at Green Bay. The Giants won that game, 14-7.

*The Giants have been tied at halftime in four of their eight games this season. In Tom Coughlin's first seven seasons as head coach, they were tied at the half five times in the regular season – twice from 2008-10 - and once in the playoffs.

*The Giants were shutout in the opening two quarters for the first time since Sept. 19, 2010 at Indianapolis and did not score a first-half touchdown for the first time since Nov. 28, 2010 vs. Jacksonville.

*It was the first time the Giants did not allow a point in the first half since Dec. 5, 2010 vs. Washington. The Patriots had not been shutout in the first half since Dec. 10, 2006 at Miami.

*Tom Coughlin moved into a tie for 20th on two significant NFL coaching lists. The victory was Coughlin's 139th regular season triumph, tying him with Tony Dungy for 20th on the league's career list.

Including his eight postseason victories, Coughlin has 147 wins. That ties him with former Tennessee Coach Jeff Fisher for 20th on that list.

*Manning completed 20 of 39 passes for 250 yards, two touchdowns in the final 3:03 and one interception. He played without his leading receiver, Hakeem Nicks, who was inactive with a hamstring injury.

*Manning started his 111th consecutive regular season, moving into a tie for the fourth-longest streak by a quarterback in NFL history. The man he tied was his opposite number in the game, Brady, who started 111 consecutive games from 2001-2008.

*This was the fifth time this season, and the third game in a row, that Manning has led the Giants back from a fourth-quarter deficit or tie to win a game. He has now done it 19 times in his career.

*Manning was not sacked for the second time this season (also vs. Buffalo on Oct. 16). Dating back to last season, the Giants have won their last five games in which they did not allow a sack.

*Manning's 250 yards increased his career total to 25,023. He is the second player in Giants history with 25,000 passing yards. Phil Simms holds the franchise record with 33,462.

*When Manning was intercepted by Kyle Arrington in the third quarter, it ended his streak of 106 consecutive passes without throwing a pick.

*Brandon Jacobs made his first start of the season in place of Ahmad Bradshaw, who was inactive with a foot injury. Jacobs had season-high totals of 18 carries for 72 yards and he scored the Giants' first touchdown on a 10-yard run.

*The rushing touchdown was the 52nd of Jacobs' career, which leaves him three behind franchise record-holder Tiki Barber.

*Victor Cruz started for the first time in his career in place of Hakeem Nicks, inactive with the hamstring injury. Cruz led the team with six catches for 91 yards.

*Kevin Boothe started at center for the second time this season in place of David Baas, who missed the game with a knee injury.

*Wide receiver Ramses Barden made his season debut after he was activated yesterday off the reserve/PUP list. Barden had two receptions for 24 yards, including a nine-yarder on the Giants' first touchdown drive of the fourth quarter.

*Mathias Kiwanuka intercepted a second-quarter Brady pass that was

intended for Deion Branch and tipped by Michael Boley. It was the third interception of Kiwanuka's career. He got each of his first two picks in home games as a rookie in 2006, the last on Dec. 3 vs. Dallas off of Tony Romo.

Kiwanuka was credited with a team-high 12 tackles (six solo).

*Deon Grant intercepted a Brady pass for Rob Gronkowski on the first series of the third quarter. It was Grant's first pick of the season and the 30th of his career. He had three interceptions in 2010, the last off Dallas' Jon Kitna on Nov. 14.

*Rookie linebackers Jacquian Williams and Spencer Paysinger each recovered a fumble, Williams after Brady was sacked and lost the ball (his second of the season) and Paysinger when Julian Edelman coughed it up on a punt return. Both takeaways were in the third quarter.

*Jason Pierre-Paul picked up another sack, dropping Tom Brady for a four-yard loss in the second quarter. Pierre-Paul increased his season total to 9.5 sacks. He has at least a half-sack in seven of the Giants' eight games.

*Rookie Da'Rel Scott had his first NFL rushing attempt, a five-yard gain that picked up a first down in the second quarter.

*Defensive tackle Dwayne Hendricks – who spent at least five weeks on the Giants' practice squad each year from 2009 to 2011 and was signed to the active roster on Oct. 15, made his NFL debut.

*Steve Weatherford dropped five of his season-high eight punts inside the 20-yard line. He had a 43.1-yard gross average and a 41.0-yard net average. The Giants punted on each of their first six possessions of the game. Weatherford's punts forced New England to start its six first-half series – in order - on its five, six, 17, 20, 11 and nine-yard lines.

*The eight punts were the most by the Giants in a game since they punted nine times vs. New Orleans on Dec. 24, 2006.

*New England's Steve Gostkowski was wide left on a 27-yard field goal attempt with three seconds remaining in the second quarter. It was the shortest missed field goal against the Giants since Sept. 5, 2002, when San Francisco's Jose Cortez had a 25-yard attempt blocked by Mike Rosenthal.

*Brady completed 28 of 49 passes for 342 yards, two touchdowns and two interceptions. He was the first individual to throw for more than 300 yards against the Giants since St. Louis' Sam Bradford had 331 yards on Sept. 19. Seattle's Tarvaris Jackson and Charlie Whitehurst combined for 315 yards on Oct. 9.

*Two Patriots receivers gained more than 100 yards: Wes Welker (nine catches for 136 yards) and Rob Gronkowski (eight for 101). They were the first pair of teammates to each exceed 100 receiving yards in a game against the Giants since last Dec. 26, when Green Bay's Greg Jennings (seven catches for 142 yards) and Jordy Nelson (four for 124) did it.

*Bill Belichick became only the second opposing coach to throw a challenge flag this season (joining Arizona's Ken Whisenhunt). With 14:46 remaining in the third quarter. Brady threw a pass to Aaron Hernandez that was ruled incomplete. Belichick challenged the ruling, saying Hernandez got his hands under the ball for a completion. After review, referee Pete Morelli reversed the call on the field and ruled it a catch for a 15-yard gain. Opposing coaches are 1-1 and 20-31 during Coughlin's tenure on replay challenges.

*The Giants broke a four-game regular season losing streak to the Patriots (which did not, of course, include Super Bowl XLII). New England leads the series, 5-4. In the teams' nine regular season games, the Giants have scored 167 points, the Patriots 162.

*The Giants' inactive players were running back Ahmad Bradshaw (foot), wide receiver Hakeem Nicks (hamstring), center David Baas (knee), offensive linemen Stacy Andrews (back) and James Brewer, fullback Henry Hynoski (neck) and cornerback Prince Amukamara (foot).

*Fittingly for a game played in Massachusetts, the Giants' captains were two former Boston College players, Chris Snee and Mathias Kiwanuka. They joined Manning, Justin Tuck and Zak DeOssie for the coin toss.

WEEK 8: GIANTS 20, DOLPHINS 17

October 30, 2011

EAST RUTHERFORD, N.J. – They made their fans sweat it out, cross their fingers and hold their breath, but the angst and anxiety were worth it when the Giants rallied from deficits of 11 points in the first half and seven points in the fourth quarter to defeat the winless Miami Dolphins Sunday in MetLife Stadium, 20-17.

Victor Cruz scored the game-winning touchdown on a 25-yard pass from Eli Manning with 5:58 remaining. It was the Giants' only lead of the game.

"Every game is a knockdown, drag out in this league," Coach Tom Coughlin said. "That has never changed and I don't think it ever will."

The Giants improved to 5-2 for the seventh time in Coughlin's eight seasons as head coach (they were 6-1 in 2008). Miami fell to 0-7, but it wasn't the Dolphins' record the Giants talked about after the hard-fought game.

"We knew coming into this game that it was going to be a tough battle," quarterback Eli Manning said. "When we prepare I don't look at the opposing team's record. I look at their scheme, I look at what they do, and what other teams have done against them. Miami has played pretty well defensively all year. A lot of games have come to the fourth quarter. Teams have been behind and had to come back and win. They are a talented team; they just haven't quite found ways to win games. We knew it was going to be a tough road. They did a lot of good things defensively, different blitzes that gave us some problems."

Manning was one of the Giants' stars as he completed 31 of 45 passes for 349 yards, two touchdowns (including one to Mario Manningham) and no interceptions. The Giants, who did not commit a turnover for the second straight game, had to take to the air for success, because their rushing attack generated only 58 yards.

The defense surrendered big plays and touchdowns on each of Miami's first two possessions – one-yard scoring runs by running back Steve Slaton and quarterback Matt Moore – but only a field goal the rest of the way. The Giants allowed a season-low 246 yards, including 94 in the second half. Miami's last four possessions ended with four punts and an interception.

"Obviously, we would have liked to have that coming out in the beginning of the game," linebacker Mathias Kiwanuka said. "It was a good finish but we just have to start faster next time. It was just desire. Everybody wanted to win. We had a feeling this was a game that we could come out here and get a win against Miami but feeling doesn't mean that you are going to do it. If we were going to come out victorious, we had to do it. We had to do it on defense because we had messed it up in the beginning of the game."

After a Miami punt, the Giants began the game-winning drive on their own 47 with 8:28 remaining. Ahmad Bradshaw's 11-yard run and Manning's 17-yard pass to Hakeem Nicks helped move the ball to the Miami 23. But Bradshaw lost two yards and Manning's pass for Manningham fell incomplete, leaving them with a third-and-12 with 6:06 left. Picking up a first down was almost mandatory at that point.

But Manning and Cruz weren't going to settle for that. Cruz caught Manning's pass at the five-yard line, slipped out of the grasp of former Giant Will Allen and stepped into the end zone for the game-winning points.

"It was a seam route and they were in Cover 2, so my route is to break it toward the middle," Cruz said. "Eli put it on me and I went up field, was able to make a guy miss. I spun around and was able to get in the end zone."

"He is a big play guy," Coughlin said of Cruz. "He is learning while he plays, but he demonstrated once again the unique ability to get himself open and make a play for our team when we needed one. He did a nice job."

Inspired with the lead, the defense punished the Dolphins. Jason Pierre-Paul sacked Moore before tackling Reggie Bush for a four-yard loss. Justin Tuck and Kiwanuka split a 10-yard sack that forced Miami to punt.

The Giants took possession at their 23-yard line with 4:09 remain, hoping to keep the ball until the clock showed all zeroes. But they lost five yards on an illegal formation penalty and eventually faced a fourth-and-eight from the 25. Davone Bess had returned a punt earlier in the game, but the Dolphins inserted the always-dangerous Reggie Bush into the game to field Steve Weatherford's kick.

"I know how explosive and dangerous Reggie is, because I played with him for three years in New Orleans," Weatherford said. "I knew controlling him would be a big contest for me because he is so electric."

Weatherford blasted a terrific 55-yard punt near the right sideline, where Bush was cornered by Justin Tryon and Jacquian Williams for a return of minus-four yards.

"I can't take any of the credit," Weatherford said. "I punted the ball a long way but those guys did a great job of covering downfield. I just did what they brought me here to do and the guys covered great. If you punt the ball 60 yards and they cover like that at the end of the game, that's incredible. I thought Tryon and the rest of the guys did a great job of getting down there and making a huge play for the team."

The defense did the rest (after Moore fired a 24-yard pass to Bess that had the fans wringing their hands one last time). Osi Umenyiora and Kiwanuka each sacked Moore for consecutive 10-yard losses. Moore completed a seven-yard throw, but on fourth-and-23, his final pass was intercepted by Corey Webster, the game's only takeaway.

"That is what good teams do – when it's time to close out a team you have to close them out," Umenyiora said. "They gave us everything we could handle. They fought like we knew they would but we prevailed at the end. We knew if we got them in a passing situation that they were going to be in trouble. Our offense came through and we got them in that situation. We just have to keep on fighting. We have all the talent in the world."

Lawrence Tynes' second field goal cut the Giants' deficit to 17-13 with 10:37 remaining in the fourth quarter. The Giants drove 78 yards in 11 plays, including Manning passes of 26 yards to Cruz and 22 yards to Jake Ballard. The latter throw gave the Giants a first down on the Miami 18-yard line. D.J. Ware lost four yards on a run up the middle before short Manning passes to Cruz and Ware left the Giants with a fourth-and-two. Tom Coughlin sent Tynes on to kick the field goal.

Dan Carpenter's 40-yard field goal increased the Dolphins' lead to 17-10 with 12:17 remaining in the third quarter. Miami took the second-half kickoff and moved 58 yards in six plays, including consecutive runs totaling 41 yards by Bush. But Moore's third-down pass for Brandon Marshall fell short, forcing Carpenter to kick the field goal.

The Giants pulled to within 14-10 when Manning lofted a seven-yard touchdown pass to Manningham with only eight seconds remaining in the second quarter. On third-and-one, Manningham got a step on cornerback Jimmy Wilson and caught Manning's perfect pass on the left side of the end zone. The Giants drove 84 yards in 13 plays, including a 15-yard catch-and-run by Bradshaw that advanced the ball to the 16-yard line.

Moore's touchdown run increased Miami's lead to 14-3 with 9:37 remaining in the second quarter. On fourth-and-goal from the one, Moore faked a handoff and bootlegged wide to the right for the score. The Giants had stopped Slaton short of the goal line on the previous two snaps.

"They did a good job and it was a quarterback keep all the way," Coughlin said. "If we had been coming off the corner, we may have been able to stop it but we weren't. It was fourth-and-one and they hurried to the line of scrimmage and even though they hadn't shown it, we were pretty sure that was what they were going to do. Under that circumstance, we just didn't get that communicated."

The Dolphins traveled 90 yards, the longest drive allowed by the Giants since Philadelphia covered the same amount of territory on Nov. 21, 2010. The series began with Moore's 20-yard pass to Marshall. But the biggest play was made by Bush, who took a handoff, burst through the middle and veered to his right for a 35-yard gain to the Giants' seven. Antrel Rolle's personal foul for a horse collar tackle moved the ball to the three. Moore scored four plays later.

The Giants scored their first points on Tynes' 25-yard field goal with 17 seconds remaining in the first quarter. Manning passes of 21 yards to Ballard and 12 to Manningham helped the Giants advance to the Miami 12-yard line. But back-to-back penalties by Bear Pascoe (holding) and Chris Snee (false start) set up a first-and-25 from the 27. Passes to Cruz and Manningham set up a third-and-five at the seven, but Manning threw high to a covered Ballard in the end zone and Tynes came on to kick the field goal.

Miami became the second Giants opponent this season to score a touchdown on its first offensive possession when Slaton ran into the end zone from a yard out with 4:10 remaining in the first quarter. Seattle also scored on its first series on Oct. 9.

Slaton scored up the middle on the Dolphins' second consecutive first-and-goal. He was stopped on the first, but Linval Joseph was penalized for unnecessary roughness, giving Miami another first down. The Dolphins advanced to the one on cornerback Aaron Ross' penalty for interfering with Brian Hartline on third-and-six.

Helped by the penalties, Miami drove 66 yards in 10 plays, including consecutive 16-yard gains on Moore's scramble up the middle and his 16-yard pass Charles Clay.

WEEK 8: GIANTS 20, DOLPHINS 17

NOTES, ANECDOTES, AND STATISTICS

EAST RUTHERFORD, N.J. – Notes and statistics from the Giants' 20-17 victory over the Miami Dolphins.

*The Giants won their second consecutive game and improved to 5-2 for the seventh time in Tom Coughlin's eight seasons as head coach. They were 6-1 in 2008.

*The Giants have won four in a row and five of their last six games following a regular season bye. They are 8-15 overall after a bye. Coughlin is 10-6, including 5-3 with the Giants.

*The Giants gained 402 total yards, their third consecutive 400-yard game.

*The Giants' 344 net passing yards was their second-highest total of the season (they had 420 yards vs. Seattle). Their 58 rushing yards was their second-lowest total of the year (they had 54 at Arizona).

*The Giants converted eight of 16 third-down opportunities, a season-best 50 percent. Their previous best was 46 percent (six of 13) at Arizona.

*The Giants had no turnovers for the second straight game, the first time that's happened since Sept. 20 and 27, 2009 in victories at Dallas and Tampa Bay. The Giants have won each of their last six games in which they did not commit an offensive turnover.

*Miami gained 246 yards, the lowest total allowed by the Giants since Minnesota had 164 yards on Dec. 13, 2010.

*The Dolphins' 101 net passing yards was the lowest total by a Giants opponent since Chicago threw for 51 yards on Oct. 3, 2010.

*Miami's Reggie Bush rushed for 103 yards. The Giants are 4-0 this season when an opposing back runs for at least 100 yards.

*The Dolphins scored touchdowns on each of their first two offensive possessions, the first Giants opponent to do that since Nov. 1, 2009, when Philadelphia's Leonard Weaver's (41-yard run) and Brent Celek (17-yard pass from Donovan McNabb) scored for the Eagles.

*The Giants allowed a first-possession touchdown for the second time this season (also vs. Seattle on Oct. 9). Under Tom Coughlin, the Giants are 13-14 in games in which they have allowed a first-possession touchdown.

*Miami's 90-yard touchdown drive in the second quarter was the longest scoring possession against the Giants since the Eagles marched 90 yards for a touchdown in Philadelphia in Nov. 21, 2010. The previous long this season had been 88 and 84-yard field goal drives by Philadelphia and St. Louis, respectively. The longest previous touchdown drives were 80-yarders by Buffalo and Seattle.

*The Giants had both their starting offensive and defensive lines intact for the first time this season. Center David Baas and guard Chris Snee had each missed one of the previous two games. Defensively, Justin Tuck had missed three games in a row and four of the first six and Osi Umenyiora had sat out the first three. Tuck and Umenyiora did not start Sunday, because the

Giants opened with a different alignment up front (Dave Tollefson, Rocky Bernard, Linval Joseph, Chris Canty and Jason Pierre-Paul all started). But they played the majority of the game. Tuck had a tackle and a half-sack and Umenyiora had two tackles, including a 10-yard sack.

*Brandon Jacobs played after missing two games with a knee injury and rushed for 10 yards on four carries and caught one pass.

*Ahmad Bradshaw led the Giants with 50 rushing yards on 13 carries. He now has 2,998 career rushing yards. Bradshaw's five catches increased his career total to 99.

*Eli Manning completed 31 of 45 passes for 349 yards, two touchdowns and no interceptions. The 31 completions tie the third-highest total of his career. He completed 36 passes vs. Tennessee on Sept. 26, 2010, 33 vs. Dallas on Nov. 14, 2010 and 31 at Philadelphia on Sept. 17, 2006.

*Manning has not thrown an interception in the Giants' last two games, the first time he's done that since Dec. 13 and 21, 2009 vs. Philadelphia and at Washington.

*The 300-yard game was the 17th of Manning's career, tying him with Kerry Collins for second in Giants history. Phil Simms is first with 21. The Giants are 9-8 when Manning throws for at least 300 yards, including 2-1 this season.

*Manning's passer rating was 106.6. It was his sixth consecutive game with a rating greater than 90.

*Manning has thrown at least two touchdown passes in seven of the Giants' last nine home games.

*Manning improved to 23-5 as a starter in October, the best mark among quarterbacks who began their career in the Super Bowl era (minimum 20 starts).

*This was the 18th time in his career Manning has rallied the Giants from a fourth-quarter deficit or tie to win a game, including four times this season (Philadelphia, Arizona, Buffalo and Miami).

*Under a fierce rush, Manning threw a third-quarter pass to D.J. Ware with his left hand. It fell incomplete, dropping Manning to two-for-four on left-handed throws in his career.

"I think it was pretty safe," Manning said. "Just kind of a throwaway. I saw the back, I couldn't throw with my right, someone was holding it, so I tried to just kind of get it to him. I didn't try to put it in a bad situation or throw it way down the field. It was more of a throwaway than anything."

Manning first threw a pass left-handed on Sept. 14, 2008 in St. Louis, where he completed a two-yard throw to Jacobs while being wrapped up by defensive end James Hall. On Sept. 26, 2010, his southpaw toss to Kevin Boss in the end zone was intercepted by Tennessee cornerback Jason McCourty. On Nov. 21, 2010 in Philadelphia, Manning, tied up by the Philadelphia rush, flipped a sidearm left-handed pass to Bradshaw for a

two-yard gain in the third quarter.

*Victor Cruz led the Giants with seven receptions for 99 yards, including the game-winning 25-yard touchdown catch with 5:58 remaining. It was the fourth time this season Cruz had at least 98 receiving yards in a game.

*Hakeem Nicks and Mario Manningham had six catches apiece. Manningham scored the Giants' first touchdown on a seven-yard pass.

*Lawrence Tynes made both of his extra point attempts, extending his streak to a franchise-record 135 in a row. The previous mark of 133 was set by Pete Gogolak from 1967-72. Gogolak is the Giants' all-time leading scorer.

*Joseph, the Giants' second-year defensive tackle, picked up his first career sack when he tackled Miami quarterback Matt Moore for a seven-yard loss in the second quarter.

*Corey Webster had the game's only takeaway when he intercepted a Moore pass on Miami's last offensive play. It was Webster's third interception in the last two games and tied him with Aaron Ross for the team lead.

*The Giants' inactive players were cornerback Prince Amukamara, running back Da'Rel Scott, fullback Henry Hynoski, defensive tackle Dwayne Hendricks and offensive lineman Stacy Andrews, Mitch Petrus and James Brewer.

With Andrews sidelined for the first time this season, Kevin Boothe played as the extra lineman/jumbo tight end in several packages. Boothe took over at center for two plays after Baas left the game with a knee injury in the second quarter.

*The game captains were Michael Boley and David Diehl. They joined season-long captains Manning, Tuck and Zak DeOssie for the coin toss.

WEEK 6: GIANTS 27, BILLS 24

October 16, 2011

EAST RUTHERFORD, N.J. – Ahmad Bradshaw and Corey Webster probably wish the Giants played Buffalo more than once every four years, because the Bills bring out the best in them.

On Sunday, Bradshaw rushed for a season-high 104 yards and scored three one-yard touchdowns and Webster intercepted two passes as the Giants overcame an early deficit to defeat the Bills, 27-24, in MetLife Stadium. The Giants, who played without Justin Tuck, Chris Snee and Brandon Jacobs, won for the fourth time in five games and head into their bye week with a 4-2 record. They are 18-5 prior to a regular season bye, tying Dallas for the best record in such games.

“I would like to be 6-0, but this is a hard-earned win,” said Coach Tom Coughlin, whose team rebounded from a tough loss last week to Seattle. “To be 4-2 right now and have the bye and to be an optimist if I may, maybe we do get some (injured) guys back after this two-week period. That can help us. You have to take your hat off to the guys who went out today and played the way they did from a team concept, displaying once again the mental toughness that we always talk about. We are a team and whoever is called upon has to step up and make a play.”

Bradshaw, Webster and many others did that Sunday. Lawrence Tynes scored the game-winning points on a 23-yard field goal with 1:32 remaining. But Webster and Bradshaw both made huge contributions to help set up the score. Webster intercepted Buffalo quarterback Ryan Fitzpatrick for the second time at the Giants’ four-yard line with the score tied and only 4:02 remaining. Stevie Johnson’s facemask penalty gave the Giants possession at the 19.

Bradshaw, who had a career-high 26 carries, opened the drive with an 11-yard run. Two plays later, he went around left end for a 30-yard gain to the Buffalo 37-yard line. Two pass interference penalties on Drayton Florence and two more Bradshaw runs totaling 10 yards helped move the ball to the Bills’ one-yard line. But Bradshaw lost four yards and Eli Manning threw an incompleton, so Tynes came on to kick the field goal.

“Anytime I have a chance, trying to put the team on my back, keep making plays and that is what I plan to do,” Bradshaw said. “Anytime they give me a shot I try to take advantage of it. They called a great play, a misdirection, and those guys up front did a heck of a job today. My hat goes off to those guys.”

Asked about the 30-yard run, Bradshaw said, “Like I said, it was a misdirection. It split wide open and Mario Manningham came on a block on the safety, I was able to make the corner miss, and just tried to use my speed from there.”

Webster’s two interceptions were his first of the season.

“I like them both the same,” Webster said when asked for his favorite. “We just needed the opportunity to get the offense back the ball, so the second one kind of set up a little better, but our job as a defense is to go out there and stop the opposing team’s offense and I think we did a good job of that.”

Bradshaw and Webster have had limited opportunities to play the Bills, but

they’ve made the most of them. When the Giants clinched a postseason berth with a 38-21 victory in Buffalo on Dec. 23, 2007, Bradshaw, then a rookie, rushed for a career-high 151 yards, including an 8-yard touchdown. Webster intercepted a Trent Edwards pass and returned it 34 yards for his only career touchdown.

On Sunday, Bradshaw and Webster were again tormenting the Bills. Bradshaw is the first Giant to score three touchdowns in a game since Hakeem Nicks had three scoring receptions against Carolina on Sept. 12, 2010. He is the first Giant to run for three scores in a game since Brandon Jacobs – also against the Panthers – on Dec. 21, 2008. Jacobs scored on a pair of two-yard runs and a one-yarder.

“Bradshaw did a good job,” Coughlin said. “Bradshaw is an inspiration by the energy and the way he plays. He is a tough, hard-nosed guy who wants the ball and will do what you ask him to do from a blocking standpoint. He is very competitive and from the standpoint of wanting to play according to the example he sets, it is a good one.”

Asked about Webster, Coughlin said, “He made two super plays. The one interception in front of our bench, it is going to be hard to say he even saw the ball. He just made a play on it and it was a last second reaction and intercepted the ball. The other one was when they were headed into the end zone. They are moving down the field, they had hit us on a fade stop and so they decide to go over the top and he makes a hell of a play.”

While the Giants scored short touchdowns, Buffalo used big plays for its points. Fred Jackson ran 80 yards for one touchdown and Ryan Fitzpatrick threw a touchdown pass to Naaman Roosevelt that covered 60 yards. He also threw a nine-yarder to Stevie Johnson in the fourth quarter. Rian Lindell kicked a 49-yard field goal for the Bills.

“We gave up a couple of big plays early in the game,” Webster said. “We strive to not give up big plays. We wanted to do something to get those back. We had an opportunity to make some turnovers and get our hands on the ball and we took full advantage of it.”

No one more than Webster.

Fitzpatrick’s touchdown pass to Johnson tied the score at 24-24 with 8:57 remaining in the fourth quarter. On second-and-six from the nine, Johnson used a head fake to get past Webster and caught Fitzpatrick’s pass in the left front corner of the end zone.

When the Bills had an opportunity to take the lead several minutes later, they ran the same play. This time, Webster picked off the pass.

“You want the chance, the opportunity, to even the score,” Webster said. “That is what you play for, the competitive spirit. You want to go out there and have a chance to either play that slant route or play that exact same route again. I was blessed with the opportunity again and just wanted to be in good position to make a play on the ball.”

After Tynes kicked the go-head field goal, the Bills had one last shot to win or tie the game. But they advanced no further than their own 25-yard line,

where Jason Pierre-Paul knocked down Fitzpatrick's fourth-down pass.

"We practiced putting our hands up," Pierre-Paul said. "Coach told us Saturday morning to keep putting our hands up and I put my hands up last minute and knocked the ball down."

Bradshaw's third touchdown of the game gave the Giants a 24-17 lead with 6:53 remaining in the third quarter. This one was a little different than the first two, because Bradshaw leaped high with the ball held out in front of him to get in the end zone. Linebacker Nick Barnett undercut him, but Bradshaw held onto the ball.

"It was kind of cloudy at the bottom," Bradshaw said, "and I have been visualizing it all week, how I was going to try to go over the top if I had to, and I just tried to use my athletic ability to get over the top and get the ball over the line."

The Giants drove 75 yards in 10 plays for the score, the longest a 20-yard pass to Jake Ballard. Manning also threw to Manningham for a 15-yard gain. Three plays later, they appeared to hook up for a seven-yard touchdown. But after review, referee Clete Blakeman ruled that Manningham's knee had hit the ground at the one-yard line. Bradshaw dove into the end zone on the next play.

On the Bills' next possession, Fitzpatrick tried to throw a pass up the left sideline to Johnson. But Webster reached up and grabbed it at the Giants' 27-yard line and returned it 25 yards to the Buffalo 48.

But the Giants were unable to capitalize on the good field position. They almost had a touchdown on a 37-yard Manning pass, but Manningham could not hold onto it in the end zone. Coughlin challenged the ruling, but Blakeman upheld the call on the field. Later in the series, Tynes' 51-yard field goal attempt was blocked by Alex Carrington.

The game was tied at halftime, 17-17, the second week in a row the Giants were deadlocked with their opponents after two quarters.

Lindell's 49-yard field goal with 39 seconds remaining in the first half pulled the Bills even. Fitzpatrick's 15-yard pass to C.J. Spiller and Pierre-Paul's 16-yard penalty for roughing Fitzpatrick helped set up the score.

The Giants had taken a 17-14 lead on Bradshaw's second short touchdown, with 2:58 remaining. The score capped the Giants' longest drive of the season, an 89-yarder that required only five plays to complete. The longest was Manning's 60-yard pass up the left sideline to Hakeem Nicks, who caught the ball on the Bills' 35-yard line and was pushed out of bounds at the five.

D.J. Ware ran for four yards before Bradshaw took a handoff, moved up the middle and stuck out his arm to get the ball over the goal line.

Tynes' 26-yard field goal had lifted the Giants to within 14-10 with 9:51 remaining in the second quarter. Before the kick, the Giants marched 84 yards in 12 plays and 5:33. The longest plays of the series were Manning passes of 17 yards to Nicks and 14 yards to Bear Pascoe.

Buffalo led at the end of the first quarter, 14-7, after scoring two touchdowns on plays that totaled 140 yards.

The first was Jackson's 80-yard run. On the first play after the Giants' initial touchdown, Jackson ran right up the middle, zipped past safety Deon Grant

and sprinted down the field. When Jackson got inside the 20, he cut to his left to avoid Aaron Ross and completed the run.

It was the longest run given up by the Giants since Oct. 15, 2006, when the Falcons' Warrick Dunn scored on a 90-yard run in Atlanta and the longest they surrendered at home since Sept. 20, 1982, when Green Bay wide receiver James Lofton scored on an 83-yard run.

The Giants went three-and-out and after Steve Weatherford's punt, the Bills took possession at their own 22. Buffalo traveled 78 yards, but required six plays to do so. Roosevelt scored the touchdown by catching Fitzpatrick's short pass on the left side before running right and up the field. He outraced the Giants' secondary to give Buffalo a 14-7 lead.

The first of Bradshaw's one-yard touchdowns gave the Giants a 7-0 lead with 5:20 remaining in the first quarter. On first-and-goal, Bradshaw powered his way between guard David Diehl and tackle Will Beatty for the score.

The touchdown was set up by Manning's 24-yard pass to Ballard, who was brought down at the one. Manning also completed passes of 17 yards to Bradshaw and 16 yards to Manningham on the drive.

Manning completed 21 of 32 passes for 292 yards, no touchdown and no interceptions. Best of all, he gets to savor a victory for two weeks before the Giants return to action Oct. 30 at home vs. Miami.

"I love winning before a bye," Manning said, "because it's just a long two weeks where you're thinking about what you could have done, where you needed to get better. Just having that locker room excited, especially a fourth quarter come from behind - defense stepped up, offense stepped up at the end. Everybody did their part."

WEEK 6: GIANTS 27, BILLS 24

NOTES, ANECDOTES, AND STATISTICS

*The Giants won for the fourth time in five games and improved to 4-2 entering their bye.

*The Giants improved to 18-5 in games prior to a regular season bye, tying the Dallas Cowboys for the best record in such games:

Team	W	L	Pct.
Dallas Cowboys	18	5	.783
New York Giants	18	5	.783
Seattle Seahawks	17	6	.739

*Tom Coughlin is 11-5 in pre-bye games, including 6-2 with the Giants.

*The Giants gained 414 total yards one week after finishing with 464 against Seattle. It's their first consecutive 400-yard games since they had three in a row from Oct. 25-Nov. 14, 2010 against Dallas (twice) and Seattle.

*The Giants rushed for a season-high 112 yards, three more than their total at Philadelphia on Sept. 25.

*The Giants did not allow a sack for the first time since the 2010 season finale at Washington.

*The Giants did not commit a turnover for the second time this season (also at Philadelphia). They have won their last five games and seven of their last eight games in which they did not turn the ball over.

*This was the first time since their victory over Jacksonville on Nov. 28, 2010 that the Giants did not allow a sack or commit a turnover in the same game.

*The Giants' 89-yard yard touchdown drive in the second quarter was their longest since a 95-yarder at Washington on Jan. 2, 2011. They also had an 84-yard field goal drive spanning the first and second quarters.

*The score was tied at halftime, 17-17, the second week in a row the Giants were deadlocked after two quarters. The Giants had lost their last five regular season games in which they were tied at the half, dating back to 2007. Their last regular season win after being tied at the half was on Dec. 11, 2005 at Philadelphia became a 26-23 overtime victory. They won the 2007 NFC Divisional Playoff Game in Dallas, 21-17, after the halftime score was knotted at 14-14.

*Ahmad Bradshaw rushed for 104 yards and three touchdowns on a career-high 26 carries. It was the first 100-yard game by a Giants running back since Dec. 13, 2010, when both Bradshaw (103 yards on 11 carries) and Brandon Jacobs (116 yards on 14 attempts) did it in a victory over Minnesota in Detroit.

*The 100-yard game was the eighth of Bradshaw's career, including two against Buffalo. The Giants are 8-0 in those games.

*Bradshaw's previous career high was 25 rushing attempts vs. Washington on Dec. 5, 2010.

*Bradshaw is the first Giant to score three touchdowns in a game since Hakeem Nicks had three scoring receptions against Carolina on Sept. 12, 2010. He is the first Giant to run for three scores in a game since Jacobs – also against the Panthers – on Dec. 21, 2008. Jacobs scored on a pair of two-yard runs and a one-yarder.

*Bradshaw's three rushing touchdowns increased his career total to 22, which moved him past Eddie Price and Doug Kotar and into 10th place on the Giants' career list. Bill Paschal is ninth with 26 rushing touchdowns.

*Eli Manning completed 21 of 32 passes for 292 yards, no touchdowns and no interceptions. It was the first time since Oct. 3, 2010 vs. Chicago that Manning had neither a touchdown nor an interception.

*The Giants are 7-12 in when Manning starts and does not throw a touchdown pass. They are 29-8 when he does not throw an interception.

*Manning is 22-5 in October.

*Fred Jackson scored Buffalo's first touchdown on an 80-yard run immediately after Bradshaw's score. It was the longest run give up by the Giants since Oct. 15, 2006, when the Falcons' Warrick Dunn scored on a 90-yard run in Atlanta and the longest they surrendered at home since Sept. 20, 1982, when Green Bay wide receiver James Lofton scored on an 83-yard run.

*The Bills scored on their next possession on a 60-yard pass from Ryan Fitzpatrick to Naaman Roosevelt. This was the first time the Giants allowed two touchdowns from scrimmage of at least 60 yards apiece in the same game since Nov. 30, 1998 at San Francisco (Terrell Owens' 79-yard pass from Steve Young and Garrison Hearst's 70-yard run).

*Cornerback Corey Webster intercepted two passes in a game for the first time in his career. He is the second Giant to pick off two passes in a game this season. Aaron Ross did it in Philadelphia.

*Osi Umenyiora, Jason Pierre-Paul and Mathias Kiwanuka each had a sack for the Giants. Pierre-Paul, who also knocked down Fitzpatrick's last desperation pass, leads the team with 7.5 sacks. Umenyiora has 5.0 in only three games. Kiwanuka has 2.0.

*Coughlin lost a replay challenge for the first time in four tries this season late on the third quarter. Eli Manning threw a pass to that Mario Manningham had momentarily for what would have been a 37-yard touchdown, but the officials ruled he lost possession. Coughlin challenged, though he admitted after the game "even though I probably knew that I was going to lose." He did, after referee Clete Blakeman reviewed the play and upheld the call on the field. Coughlin is 3-1 this season, 33-33 with the Giants and 43-42 in his career on replay challenges.

*Lawrence Tynes made all three of his extra point attempts to tie Pete Gogolak's franchise record at 133 in a row. Tynes has not missed an extra

point since Oct. 21, 2007 vs. San Francisco.

*The Giants' inactive players were running back Brandon Jacobs (knee), guard Chris Snee (concussion), defensive end Justin Tuck (neck/groin), fullback Henry Hynoski (neck), cornerback Prince Amukamara (foot), offensive lineman James Brewer and defensive lineman Dwayne Hendricks.

Kevin Boothe, who played center last week in David Baas' absence, started at right guard because Snee was out and Baas returned. Bear Pascoe started at fullback in Hynoski's place. Jason Pierre-Paul again started for Tuck at left end.

*Snee's absence ended his streak of consecutive regular season games played and started at 101 (plus seven postseason games). He had started every game since the 2005 season opener after missing the final five games of his 2004 rookie season with an inflamed gland. Snee's streaks were the second-longest on the team to Manning, who started his 109th consecutive regular season game today. Zak DeOssie has the next-longest games-played streak in a Giants uniform at 70 games, followed by Michael Boley at 30 games. (Deon Grant has played in 166 consecutive games for four teams: Carolina, Jacksonville, Seattle and the Giants).

With Snee sitting out, there is a four-way tie for the second-longest starting streak in a Giants uniform after Manning. Kareem McKenzie, Antrel Rolle, Kenny Phillips and Chris Canty each started his 22nd consecutive game today.

*Second-year offensive lineman Mitch Petrus was in uniform and played for the first time this season.

*Wide receiver Michael Clayton was active for the first time since he was re-signed on Sept. 23. Clayton played on special teams.

*Rookie running back Da'Rel Scott had the first reception of his career, a four-yarder.

*In addition to season-long captains Manning and DeOssie, the Giants' game captains were Kiwanuka, Ross and David Diehl. Tuck is the team's defensive captain.

*The Bills now lead the regular season series, 6-5.

WEEK 5: SEAHAWKS 36, GIANTS 25

October 9, 2011

EAST RUTHERFORD, N.J. – The Giants tried living on the edge for the third week in a row, but this time they fell into the abyss.

Poised to earn their third fourth-quarter comeback victory in as many weeks, the Giants twice traveled inside the Seattle 15-yard line in the final six minutes, but committed two costly penalties, scored only three points and threw an interception that ricocheted off their receiver's hands and was returned 94 yards for the clinching touchdown. That ended a game in which the Giants had five turnovers, gave up a safety, averaged 2.8 yards a carry, surrendered 424 yards to a team that was ranked 32nd and last in the NFL in total offense, and fell to the Seahawks, 36-25, Sunday in MetLife Stadium.

"We played poorly," Coach Tom Coughlin said. "When you don't deserve to win you don't win. We didn't complement each other at all today. We had done that last week and I felt good about the end of the game – the way all three phases helped out – but this week, the sloppiness of the game, the turnovers. You're not going to win football games when you're handing people the ball."

The loss snapped the Giants' three-game winning streak and left them at 3-2. In their previous two games, they had come from behind in the fourth quarter to win at Philadelphia and Arizona. This time they led twice in the fourth, 22-19 and 25-22. But they committed two fourth-quarter turnovers and left rookie wide receiver Doug Baldwin uncovered on the game-winning 27-yard touchdown pass.

"I fully expected to win," Coughlin said. "Probably the most miserable feeling as we've had around here in a long time. To win three straight and then come into our own place at home and not win, and not to be representative of where we are. We were plus-four (in turnover differential) coming in here."

His players echoed the coach's disappointment.

"It is embarrassing, as a good as we have been playing the last couple weeks, to come out here and lay an egg," defensive lineman Dave Tollefson said. "Embarrassing is the only way I can think of. It is at home and it is a game that we are not going to get back. They are in our conference and we have to play better than that."

"We didn't play well," quarterback Eli Manning said. "That's all it came down to."

Manning did his best to overcome that, throwing for a career-high 420 yards and three touchdowns while completing 24 of 39 passes. But he also threw three interceptions and lost a fumble.

Victor Cruz had career-high totals of eight catches for 161 yards, including a spectacular 68-yard touchdown. But he was also the central figure on two crippling fourth-quarter turnovers.

In addition to Cruz's score, Manning threw touchdown passes of 12 yards to Jake Ballard and 19 yards to Hakeem Nicks, and Lawrence Tynes kicked a 26-yard field goal for the Giants.

Seattle scored on Tarvaris Jackson's 11-yard touchdown pass to Ben Okomanu, Charlie Whitehurst's go-ahead scoring pass to Doug Baldwin, Marshawn Lynch's one-yard run, a safety when Anthony Hargrove tackled D.J. Ware in the end zone, Steven Hauschka field goals of 51 and 43 yards, and Brandon Browner's 94-yard interception return with just 1:08 remaining.

Thirty-one points were scored in the wild fourth quarter. The Giants took a 22-19 lead, and seemed to seize the momentum, when Manning and Cruz hooked up for their long score with 12:37 remaining.

Facing a third-and-13 at his own 32-yard line, Manning threw the ball downfield to Cruz, who was sandwiched at the Seattle 30 by cornerback Richard Sherman and safety Kam Chancellor. Cruz got his hands on the ball, tipped it in the air and caught it with his right hand as the defensive backs lost sight of it. He then sprinted 25 yards to the end zone as Giants fans began chanting his name. Ahmad Bradshaw scored on a two-point conversion that extended the Giants' lead to three.

The Giants quickly forced Seattle to punt and took possession at their 17-yard line, hoping to burn time off the clock and pad their lead. But on the third play, Manning completed a five-yard pass to Cruz, who was hit by cornerback Walter Thurmond and fumbled. The ball was recovered by Chancellor at the 25. The Seahawks didn't gain a yard on their ensuing possession, but Hauschka kicked a 43-yard field goal to tie the score at 22-22.

Manning's 32-yard pass to Ballard helped give the Giants a first-and-goal at the seven. But Ballard's false start penalty moved them back five yards and they soon stalled at the 12-yard line. Tynes' 26-yard field goal gave them another three-point lead, 25-22.

Seattle moved from its own 20 to the Giants' 27. On second-and-10, Osi Umenyiora jumped offside, and the Giants defenders seemed to stop. But the Seattle offense kept playing and Whitehurst – who replaced the injured Jackson (shoulder) – threw a pass to the end zone for Baldwin, the rookie free agent who caught the ball with no Giant within 10 yards of him.

"I thought we heard a whistle," Umenyiora said. "But regardless, you can't stop playing, no matter what. That's what we've been coached. If somebody jumps offside, we have to keep on playing. Unfortunately, we didn't do that and we gave up a touchdown."

"I don't think there was confusion," Coughlin said. "I think that you've got to keep playing. You're a defensive team, make them come. We had done that earlier in the day and they blew the whistle. This time they didn't blow the whistle. So the play stands."

The Giants responded again, as Manning hooked up with Cruz for back-to-back completions of 41 and 19 yards to give the Giants a first down at the Seattle five with 1:25 left. Will Beatty's false start penalty forced them back to the 10. Manning then threw to the left side for Cruz. The ball tipped off the receiver's hands to Browner, who returned it past the Seattle bench area and all the way to the end zone for the final touchdown.

"I thought I gripped it, but as soon as I went to grip it I got hit and it got bobbed up in the air and I knew it was all downhill from there because there were two guys (there)," Cruz said. "I knew one of them was going to pick it off."

"That was for the game. ... We were driving, we were in there, we potentially could have won the game on that play. It kind of erases (his touchdown). You always want to win the game, but whenever you do something to negate that it always wipes the good and you see the bad."

"Any time a ball gets tipped up in the air it's not a good thing," Coughlin said. "There's too many bodies flying around right there."

The Seahawks had increased their lead to 19-14 on Hauschka's long field goal 32 seconds into the fourth quarter. Before the kick, Seattle drove 33 yards on nine plays following a Giants punt. Lynch gained 18 yards on a run off left tackle and Whitehurst threw two passes to Sidney Rice covering 20 yards.

Seattle took a 16-14 lead with 7:02 remaining in the third quarter when Ware was dropped by Hargrove for two points. The Giants were backed up to their own five-yard line after a punt by Jon Ryan. On first down, Ware took a handoff from Manning and was instantly slammed to the ground by Hargrove for the safety.

"I thought when I looked at it up above that he had gotten the ball out of the end zone," Coughlin said, "but evidently that wasn't the case."

It was the first safety given up by the Giants since Sept. 26, 2010, when Ahmad Bradshaw was penalized for an illegal chop block in the end zone against Tennessee.

Manning's 19-yard touchdown pass to Nicks with only 11 seconds remaining in the second quarter knotted the halftime score at 14-14.

On first down, Nicks lined up on the right side, got a step on cornerback Walter Thurmond – who started in place of the injured Marcus Trufant – and stretched out to catch Manning's pinpoint pass in the end zone.

The Giants took possession at their own 41 after Aaron Ross intercepted Jackson's pass for Obomanu right in front of the Giants' sideline. They needed only four Manning passes to travel the 59 yards to the goal line.

The drive began with a 12-yard pass to Nicks. Manning followed with a 10-yard pass to Mario Manningham. Nicks accounted for the final 37 yards on receptions of 18 yards and the 19-yard touchdown.

The Giants trailed, 14-7, after the first quarter, the first time they allowed 14 points in the first 15 minutes since last Dec. 26 at Green Bay.

Seattle took its second lead on a two-play, 48-yard drive that was all Lynch. On first down, Lynch sprinted down the right sideline before he was pushed out of bounds by Kenny Phillips at the one-yard line. On the next play, Lynch ran off right guard into the end zone for the seven-point advantage.

The Giants scored on their first possession on Manning's 12-yard pass to Ballard. On second-and-seven, the big tight end caught Manning's pass at the three-yard line before forcing his way past linebacker David Hawthorne and safeties Earl Thomas and Chancellor on his way to the end zone.

The score capped a seven-play, 80-yard drive that included a 28-yard throw

to Ballard and a 17-yarder to Manningham.

It was the Giants' first opening-possession touchdown since Dec. 5, 2010, when Brandon Jacobs scored on an eight-yard run vs. Washington.

Ballard's touchdown only tied the score, because Seattle had scored on the game's first series on Jackson's 11-yard pass to Ben Obomanu. On second-and-10, Jackson threw a short, quick pass to the left side for Obomanu, who caught the ball and stepped untouched into the end zone.

The Seahawks took the opening kickoff and drove 80 yards in eight plays using a no-huddle offense. The big plays were Jackson passes of 17 yards to Lynch and 16 yards to Rice. Seattle was aided Phillips' 12-yard penalty for unnecessary roughness, which gave the visitors a first down at the Giants' 11. Obomanu scored two plays later.

This was the first time the Giants allowed an opening-possession touchdown since Nov. 28, 2010, when Jacksonville's Rashad Jennings scored on a five-yard run.

It was the first time both the Giants and their opponents scored touchdowns on their opening drives since Nov. 25, 2007. The opposing quarterback that day was Jackson, then with the Minnesota Vikings. Jackson threw a 60-yard touchdown pass to Rice. The Giants soon evened the score on Reuben Droughns' one-yard run.

WEEK 5: SEAHAWKS 36, GIANTS 25

NOTES, ANECDOTES, AND STATISTICS

EAST RUTHERFORD, N.J. – Notes and statistics from the Giants’ 36-25 loss to the Seattle Seahawks in MetLife Stadium.

*The Giants’ three-game winning streak ended and they fell to 3-2.

*The Giants gained 464 yards, their highest total since they had 480 yards in a 33-20 loss to Dallas on Nov. 14, 2010.

*The Giants had 395 net passing yards, their highest total since Oct. 13, 1985, when they threw for 443 yards at Cincinnati. The 395 passing yards tie for the fifth-highest total in team history.

*The Giants outgained Seattle, 464-424. It was the first time they gained more yards than their opponents since Dec. 13, 2010 vs. Minnesota in Detroit (395-164). The Giants had been outgained in their previous seven games.

*Seattle’s 424 yards were the most allowed by the Giants since Dallas gained 427 yards last Nov. 14.

*The Giants sacked Seattle quarterbacks Tarvaris Jackson and Charlie Whitehurst six times, their highest total since they had 10 sacks vs. Chicago on Oct. 3, 2010.

*The Giants scored a touchdown on their first offensive possession when Eli Manning threw a 12-yard pass to tight end Jake Ballard. It was the first time the Giants reached the end zone on their opening drive since Dec. 5, 2010, when Brandon Jacobs scored on an eight-yard run vs. Washington. Under Tom Coughlin, the Giants are 19-9 in regular season games in which they score a first-possession touchdown.

The Giants’ previous three first-possession touchdowns had been runs. They had last scored on an opening-series touchdown pass at Kansas City on Oct. 4, 2009, when Steve Smith caught a three-yard Manning throw.

*The Seahawks scored a touchdown on the game’s first offensive series when Jackson threw an 11-yard touchdown pass to Ben Obomanu with 2:32 elapsed. It was the first time in their last 10 games that the Giants had allowed an opening-possession touchdown. The last opponent to score a touchdown on its first drive was Jacksonville last Nov. 28, on Rashad Jennings’ five-yard run. Under Coughlin, the Giants are 12-14 when their opponents score a first-possession touchdown.

*This was the first time both the Giants and their opponents scored touchdowns on their opening drives since Nov. 25, 2007. Ironically, the opposing quarterback who threw an early touchdown pass that afternoon was Jackson, then with the Minnesota Vikings. Jackson threw a 60-yard strike to Sidney Rice, now his Seattle teammate, just 41 seconds into the game. The Giants countered that afternoon with Reuben Droughns’ one-yard run.

*The Giants trailed after one quarter, 14-7. It was the first time they allowed 14 first-quarter points since Dec. 26, 2010 at Green Bay.

*In both of their losses – vs. Seattle and at Washington - the Giants have

been tied at halftime, 14-14. The Giants have lost their last five regular season games when tied at halftime, dating back to 2007.

*Seattle scored on a safety in the third quarter when D.J. Ware was tackled in the end zone by Anthony Hargrove. It was the first safety given up by the Giants since Sept. 26, 2010, when Ahmad Bradshaw was penalized for an illegal chop block in the end zone against Tennessee.

*Bradshaw’s successful two-point conversion in the fourth quarter was the Giants’ second in as many tries this season. Brandon Jacobs scored two points in Philadelphia on Sept. 25.

*Eli Manning completed 24 of 39 passes for a career-high 420 yards, three touchdowns and three interceptions. Manning’s previous career high was 391 yards vs. Philadelphia on Dec. 13, 2009. His third-highest total was 386 yards vs. Tennessee on Sept. 26, 2010. All three games were Giants home losses.

*This was the fourth time in his career that Manning threw at least three touchdown passes and three interceptions in the game same.

*Manning started his 108th consecutive regular season game, the fifth-longest streak by a quarterback in NFL history. He had been tied with Joe Ferguson.

*Manning fell to 21-5 in games in October.

*When Earl Thomas intercepted a Manning pass in the second quarter, it ended the quarterback’s streak of 98 consecutive passes without a pick. He had not thrown an interception since the opening series against St. Louis on Sept. 19.

*In addition to the three interceptions, the Giants lost two fumbles, one each by Manning and Victor Cruz. The five turnovers was their highest total since they had six at Green Bay on Dec. 26, 2010.

*Cruz had career-high totals of eight receptions for 161 yards, including a 68-yard touchdown. His previous bests were six catches last week at Arizona and 110 yards two weeks ago against Philadelphia.

*Tight end Jake Ballard set a career high with 72 yards on three catches, including a 12-yard touchdown.

*Jason Pierre-Paul led the Giants with 2.5 sacks. That increased his season total to 7.0. He had 4.5 as a rookie last year.

*Osi Umenyiora had 1.5 sacks and a forced fumble. Umenyiora has 3.5 sacks in two games since returning from a knee injury.

*Mathias Kiwanuka picked up his first sack of the season.

*Rookie linebacker Jacquian Williams led the Giants with eight tackles (seven solo).

*Steven Hauschka kicked a 51-yard field goal for the Seahawks, the longest

against the Giants since Carolina's John Kasay booted a 52-yarder on Sept. 12, 2010. It was the first 50-yarder attempted against the Giants this season and the first kicked against the Giants since Detroit's Jason Hanson booted two 50-yarders on Oct. 17, 2010.

*Brandon Browner's 94-yard interception return for the game's final touchdown was the longest against the Giants since Dallas' Bryan McCann had a 101-yard return for a score on Nov. 14, 2010. It was the second interception returned for a touchdown against the Giants this season. Washington's Ryan Kerrigan scored from nine yards out in the season opener.

*Seattle rookie Doug Baldwin caught eight passes for 136 yards. It was the second week in a row a Giants opponent had eight catches (Larry Fitzgerald did it last week). Baldwin's yardage total was the highest by a Giants opponent since Green Bay's Greg Jennings had 142 last Dec. 26.

*Aaron Ross intercepted a Jackson pass, his third pick of the season. That ties the career high he set in as a rookie in 2007 and again in 2008.

*Michael Boley recovered his third fumble of the season, one shy of his career high.

*Kevin Boothe started for the first time in his career at center, replacing David Baas (burner). Baas' absence ended his personal streaks of 67 consecutive games played and 45 consecutive starts. He had last missed a game on Sept. 10, 2007, when he did not suit up for the San Francisco 49ers' season opener vs. Arizona.

*Jim Cordle, who spent the entire 2010 season on the practice squad and was signed off the squad last week, was active for the first time in his career. Cordle replaced Zak DeOssie (concussion) as the long snapper in the second half and right guard Chris Snee (concussion) late in the game.

*Snee has been hospitalized overnight for observation as a result of the concussion he suffered late in today's game.

*Cornerback Justin Tryon, signed last week, made his Giants debut on special teams.

*The Seahawks beat the Giants in New Jersey for the first time since Dec. 11, 1983, a 17-12 decision. The Giants lead the series, 9-6.

*The Giants' inactive players were defensive end Justin Tuck (groin/neck), who missed his second game in a row and third of the season; running back Brandon Jacobs (knee); Baas; offensive linemen Mitch Petrus and James Brewer, wide receiver Michael Clayton and cornerback Prince Amukamara (foot).

*The Giants' game captains were Snee and Corey Webster. Michael Boley substituted for Tuck, joining other season-long captains, Manning and Zak DeOssie

WEEK 4: GIANTS 31, CARDINALS 27

October 2, 2011

GLENDALE, Ariz. – The Arizona Cardinals probably wish they were as successful and exciting in University of Phoenix Stadium as the Giants are.

The Giants certainly feel at home here. They used an exhilarating fourth-quarter to erase a late 10-point deficit and defeat the Cardinals, 31-27, their third victory in as many visits here – including the thriller in Super Bowl XLII. This time, Eli Manning threw two touchdown passes in 58 seconds, including the game-winning 29-yarder to Hakeem Nicks with 2:39 left, to give the Giants their third consecutive victory this season.

“We’ve had some good games here and this was a great game, a great win,” Manning said. “These games are fun, but I don’t think you want to play in these games every single week and get down 10 and have to come back. But sometimes it’s good to know that you can do that. We have to work on getting off to a faster start and not being down in the fourth quarter every time.”

“Well, it was fun,” Coach Tom Coughlin said. “I’ll say this, for a long time it was an absolute struggle. Give them credit. They are a good team. I told (Coach) Ken (Whisenhunt) that. We just kept playing. We hung in there. We found a way to finish. We won the fourth quarter again, which we absolutely had to do.”

The Giants overcame a fourth-quarter deficit to win for the second week in a row. In Philadelphia, they trailed, 16-14, before rallying for a 29-16 victory. The 10-point fourth-quarter deficit was the largest they overcame in a victory since Sept. 17, 2006, when they trailed in Philadelphia, 24-7, but won in overtime, 30-24. It was the largest fourth-quarter deficit they overcame in a victory without an overtime since Oct. 23, 2005, when they rallied from a 23-10 deficit to defeat Denver in Giants Stadium, 24-23.

“This was huge,” cornerback Corey Webster said of the victory. “We just kept grinding. It shows you the perseverance this team has. We never stopped, we never gave up, we never thought we were out of the game. We were able to keep scrapping until we got the W.”

“We’ve done this time after time after time,” running back Brandon Jacobs said. “We’ve been coming back in the fourth quarter since I’ve been here. We kept fighting and everyone believed we would win.”

Ahmad Bradshaw and Jacobs each rushed for a touchdown, Manning threw scoring passes to Jake Ballard and Nicks, and Lawrence Tynes kicked a field goal for the 3-1 Giants. Manning completed 27 of 40 passes for 321 yards and the two scores. On the two late touchdown drives, he was seven-for-eight for 126 yards.

“It all started with 10 (Manning),” Nicks said. “He got hot. We fed off his adrenaline, and we kept it going and made plays.”

Two-time Pro Bowl defensive end Osi Umenyiora returned to the starting lineup after missing the first three games while rehabilitating his knee, which underwent arthroscopic surgery on Aug. 19. Umenyiora sacked Kolb and forced a fumble in the first quarter and brought him down again for a 10-yard loss on the Cardinals’ last desperate drive.

Beanie Wells scored three touchdowns on runs that totaled four yards and Jay Feely kicked two field goals for the Cardinals, who lost their third game in a row and fell to 1-3.

The Giants’ situation looked bleak when Wells’ third touchdown left them in a 27-17 hole with only 5:16 remaining. But the Giants, running their no-huddle offense with great efficiency, drove 80 yards in only seven plays, including Manning’s two-yard touchdown pass to Ballard with 3:37 remaining. On the preceding play, Nicks made a terrific catch by snatching the ball from cornerback A.J. Jefferson and bringing the ball to the two.

“It was a back shoulder fade route, something we always practice,” Nicks said. “It was a matter of one on one and going up to get it. When I see the ball I have to go get it. It was crunch time, I knew I wanted to come down with it and I’m sure he did as well. But I had to get it.”

Ballard had to wait through referee Jerome Boger’s review to see if his feet were inbounds before his first career touchdown officially counted.

“I knew my feet were down,” Ballard said. “Eli put it in a great spot. I went up for the ball – it was like getting a rebound in basketball. As soon as I caught it I got my feet down as best as I could.”

Arizona went three-and-out as former Cardinal Antrel Rolle knocked down Kolb’s third-down pass for Early Doucet. Aaron Ross’ 18-yard punt return gave the Giants possession at the Arizona 48.

On first down, Manning threw to Victor Cruz, who appeared to get hit, continue running, then go down on his own. When he hit the ground he released the ball, which the Cardinals grabbed and claimed was theirs. The officials ruled otherwise and Whisenhunt tried to challenge the call. The Giants held their collective breath until Boger announced that Cruz was down because he gave himself up and Whisenhunt could not challenge the ruling.

“I caught the ball and made one move and was going up the field,” Cruz said. “I went down because I saw two guys coming at me. I just went down – I thought I was tagged down, so I got up and let the ball go and was ready to go to the next play. I was a little worried. You’re looking on in disbelief, like, ‘What’s going on?’ I was definitely a little nervous.”

“We got a break on that one, I think,” Manning said. “I thought it was going to be ruled a fumble. I saw it pretty clear, but I don’t know what the call was or why. They couldn’t review it. I tried to get to the ball and snap it really quick. Everything was good about it for him. I was scrambling around and he came back to the football. He just has to learn. I’ve made that same mistake one or two times before myself. Everything else was good about the play, but a good lesson learned.”

Cruz’s reception advanced the ball to the 29-yard line. On the next play, Manning lofted a ball down the left sideline that Nicks caught for the game-winning touchdown with 2:29 remaining.

“They came after us with the blitz,” Manning said. “We had it protected up and they played man-to-man. We had thrown a couple back-shoulder balls

and finally we threw one over the top. I think the corner kind of stopped and was expecting a back shoulder. It was a good job by Hakeem making the catch and a big win.”

The Cardinals had a last chance to win, taking possession at their own 24 with 2:35 remaining and two timeouts. They got as far as the Giants’ 30, where Kolb’s fourth-down pass for Larry Fitzgerald was knocked away by Webster with 51 seconds left.

“I thought Corey’s play on fourth down was a very good veteran play,” Coughlin said, “because I think he had been beaten on that route a couple of times during the game and he came up on fourth and two.”

“He’s a big body receiver, so they like to get him inside and let him box you out,” Webster said. “They did that a couple of times. It was fourth down and I owed the team one, so I thought that was a good time to come through and I made a play on the ball.”

The Giants, trailing 20-17, had a chance to take the lead or tie the game early in the fourth quarter when Rolle intercepted Kolb’s long pass up the left side for Fitzgerald. Rolle’s first pick of the season gave the Giants the ball at their own 42-yard line with 10:48 left. But the offense couldn’t take advantage of the takeaway and was forced to punt.

Kolb and Co. responded by driving 77 yards in six plays, including Wells’ 39-yard run up the middle and his two-yard touchdown off left tackle.

Jacobs’ one-yard touchdown run with 12:07 remaining in the fourth quarter lifted the Giants to within three points. On third-and-goal, Jacobs bulled his way up the middle and across the goal line.

The Giants appeared to score one play earlier, when Manning threw across the field to Ballard. But Ballard was caught by Calais Campbell and after review, Boger ruled that the second-year tight end was down at the one. Jacobs scored on the next play.

The touchdown concluded a 13-play, 75-yard drive that followed an Arizona score. The series included consecutive passes to Cruz that covered 20 yards and a 20-yard pass interference penalty on safety Kerry Rhodes.

The Cardinals needed to travel only five yards to increase their lead to 20-10 on Wells’ second touchdown with 2:55 remaining in the third quarter. They gained possession when rookie nose tackle David Carter slipped past Kevin Boothe and knocked the ball out of Manning’s hands. Darnell Dockett recovered at the five.

Wells gained all the yards with runs of four yards and one yard, the latter on a play to the left side that looked very much like his initial touchdown.

Well’s one-yard touchdown run with 10:24 remaining in the third quarter regained the lead for the Cardinals at 13-10. On second-and-goal, Wells ran left and powered his way across the goal line.

Arizona took the second-half kickoff and moved 78 yards in eight plays, the biggest a 47-yard pass from Kolb to Fitzgerald, who outfought safety Deon Grant for the ball at the Giants’ 11-yard line. Two plays later, Fitzgerald’s seven-yard catch gave the Cardinals a first down at the one. After Kolb failed to connect with Todd Heap, Wells scored his first touchdown.

Tynes’ 30-yard field goal with one second remaining completed a 10-point surge in the final 2:54 of the second quarter that gave the Giants a 10-6

halftime lead.

Bradshaw scored the first points on a 13-yard run around the right side. On second-and-five, Bradshaw slipped between blocks by Stacy Andrews and Henry Hynoski, turned the corner and scored his third touchdown of the season, and second on the ground.

The Giants drove 69 yards in 10 plays following a Cardinals field goal. Manning completed passes of 14 and 12 yards to Nicks and 13 yards to Cruz to move the Giants into position to score.

The Cardinals took possession and in a span of 1:17, they punted twice and the Giants once. All that kicking left the Giants with a first down at their own 27-yard line with 29 seconds remaining. Manning quickly threw down the middle to Nicks for a 22-yard gain. On the next play, he found Cruz up the left sideline for 26 yards – plus a facemask penalty on Joey Porter that moved the ball to the Arizona 12.

A pair of incomplete passes left just five seconds on the clock, so Tynes was summoned to kick his first field goal of the season. Tynes was hit on his follow-thru by rookie Patrick Peterson, who was penalized for roughing the kicker. The 15 yards were assessed on the kickoff.

Arizona had taken a 6-0 lead on Feely’s second field goal, with 7:57 remaining in the quarter. The Cardinals put together a 16-play, 79-yard drive that kept the Giants defense on the field for 9:20. The longest play in the series was a 16-yard Kolb pass to rookie tight end Ron Housler.

The only score in the first quarter was Feely’s initial 27-yard field goal just 1:58 into the game.

Arizona gained possession at the Giants’ 16-yard line after linebacker Clark Haggans recovered Bradshaw’s fumble, the first lost fumble by the Giants this season. Bradshaw took a handoff on third-and-15 and gained two yards before he was hit by Campbell and lost the ball.

The Cardinals gained seven yards before Whisenhunt sent Feely out to kick the three-pointer.

WEEK 4: GIANTS 31, CARDINALS 27

NOTES, ANECDOTES, AND STATISTICS

GLENDALE, Ariz. – Notes and statistics from the Giants' 31-27 victory over the Arizona Cardinals:

*The Giants won their third consecutive game to finish the first quarter of the season at 3-1. Their next three games are in MetLife Stadium.

*The Giants are a perfect 3-0 in University of Phoenix Stadium. They won Super Bowl XLII here and defeated the Cardinals in regular season games in 2008 and on Sunday.

*The Giants trailed with less than four minutes remaining in the game, 27-17. The 10-point deficit was the largest they overcame in a fourth quarter to win since Sept. 17, 2006, when then trailed in Philadelphia, 24-7, but won in overtime, 30-24. It was the largest fourth-quarter deficit they overcame in a victory that didn't require an overtime since Oct. 23, 2005, when they rallied from a 23-10 deficit to defeat Denver in Giants Stadium, 24-23.

*It was the second week in a row the Giants came back from a fourth-quarter deficit to win on the road. Last week in Philadelphia, they trailed early in the fourth quarter, 16-14, before rallying to win, 29-16.

*This was the largest second-half deficit the Giants overcame to win since Nov. 28, 2010, when they trailed Jacksonville in the third quarter, 17-6, before winning, 24-20.

*The Giants outscored Arizona in the fourth quarter, 21-7. It was their highest-scoring fourth quarter since they scored 21 points at St. Louis on Sept. 14, 2008 and their highest point total in any quarter since they scored 21 in the first at Seattle on Nov. 7, 2010.

*The 21 points in the fourth also gave the Giants their highest-scoring second half since Dec. 21, 2009, when they scored 21 in a 45-12 victory at Washington.

*The Giants intercepted a pass and recovered a fumble, the 17th consecutive game they had at least one takeaway.

*The Giants' 306 net passing yards was their highest total since they threw for 373 vs. Dallas on Nov. 14, 2010.

*The Giants rushed for 54 yards, their lowest total on the ground since they ran for 35 yards at Minnesota on Jan. 3, 2010.

*The Giants' 24 first downs were the most they've had since they had 25 vs. the Cowboys last November.

*The Giants' 75-yard touchdown drive spanning the third and fourth quarters set Giants one-possession season highs for plays (13) and time (5:48). They had 10-play touchdown drives against both St. Louis and Philadelphia and had held the ball for 5:30 on the touchdown drive vs. the Rams.

*The Cardinals kicked a field goal at the end of a 16-play drive that took 9:20. It was the most plays by a Giants opponent on one possession since the Atlanta Falcons had an 18-play field goal drive on Nov. 22, 2009 and the

longest an opponent had held the ball since the Minnesota Vikings had a field goal possession that took 9:24 on Nov. 25, 2007.

*With a game-time outdoor temperature of 97 degrees, the retractable roof at University of Phoenix Stadium was closed. The Giants won their third consecutive game under a roof and are 9-3 in regular season indoor games under Tom Coughlin. They will next play indoors at New Orleans on Nov. 28.

*Eli Manning completed 27 of 40 passes for 321 yards, two touchdowns and no interceptions. The attempts, completions and yards were all Manning's highest totals since Nov. 14, 2010, when he hit 33 of 38 passes for 373 yards vs. Dallas.

*The 300-yard game was the 15th of Manning's career. The Giants are 8-7 in games in which he has thrown for at least 300 yards. Eleven of those 15 games were on the road, where Manning is 7-4.

Manning raised his record as a starter in October to 21-4 (.840).

*Boley led the team with seven tackles (five solo). Rolle and Mathias Kiwanuka each had six solo tackles.

*Manning started his 107th consecutive game, which ties him with former Buffalo Bills quarterback Joe Ferguson for the fifth-longest streak by a quarterback in NFL history.

*Hakeem Nicks caught 10 passes for a career-high 162 yards. His previous best was 130 yards at Houston on Oct. 10, 2010 – when Nicks set his career best with 12 catches, the only other time he had double-digit receptions in a game. It was his second 100-game game of the season (122 vs. Washington) and the eighth of his career (the Giants are 5-3 in games in which Nicks has at least 100 receiving yards).

*Nicks' 10 catches increased his career total to 150.

*Brandon Jacobs scored the 51st rushing touchdown of his career, leaving him four shy of Tiki Barber's franchise record.

*Jake Ballard's two-yard touchdown reception in the fourth quarter was the first TD of his career.

*Victor Cruz had a career-high six receptions for 98 yards, just missing his second consecutive 100-yard game.

*Defensive end Osi Umenyiora made his 2011 debut as the starting right defensive end. He

missed the first three games while rehabbing from his Aug. 19 arthroscopic knee surgery. Playing about half the defensive snaps, Umenyiora had two sacks of Kevin Kolb for 15 yards, including one on which he forced a fumble that was recovered by Jacquian Williams – his first career recovery.

*Justin Tuck, the Giants' other two-time Pro Bowl defensive end, was inactive with neck and groin injuries. It was the second game Tuck missed

this season – he also sat out the opener in Washington – after playing in every game each of the previous four seasons.

Second-year man Jason Pierre-Paul, who started the first three games at right end for Umenyiora, stepped in for Tuck on the left side and had five tackles (three solo).

*Dave Tollefson also sacked Kolb twice, the first two-sack game of his career.

*Safety Antrel Rolle, a former Cardinal, had the Giants' only interception, his first since Oct. 17, 2010 off Detroit's Drew Stanton.

"It was a great feeling being back where I was drafted," Rolle said. "I had a lot of friends here. The Arizona Cardinals were great to me. I appreciate them. They're a first-class organization. But it's always good to get a win, no matter where it is."

*Lawrence Tynes kicked his first field goal of the season, a 30-yarder with one second remaining in the second quarter.

*Center David Baas did not play in the second half after suffering a burner. He was replaced by Kevin Boothe.

"Give Kevin Boothe credit," Coach Tom Coughlin said. "He's done that many times, come into the game at whatever spot you need him to play. He's gone in and from an assignment standpoint, he's done an outstanding job."

*Arizona's Beanie Wells rushed for 138 yards and three touchdowns on 28 carries, the highest rushing total by a Giants opponent since Carolina's Jonathan Stewart ran for 206 yards on Dec. 27, 2009.

*Wells is the first opponent to score three touchdowns on runs of one, one and two yards against the Giants since Green Bay's John Kuhn on Dec. 26, 2010. Kuhn scored on eight and one-yard runs and on a five-yard catch. Wells is the first player to rush for three touchdowns in a game against the Giants since Carolina's DeAngelo Williams ran for four on Dec. 21, 2008 (runs of 13, five, one and 30 yards). The last opponent to rush for exactly three scores in a game was San Diego's LaDainian Tomlinson on Sept. 25, 2005 (runs of one, three and five yards).

*The Giants' inactive players were Tuck, wide receivers Michael Clayton and Brandon Stokley, cornerback Prince Amukamara, running back Da'Rel Scott and offensive linemen Mitch Petrus and James Brewer.

*Michael Boley stood in for Tuck as the defensive captain (joining season-long captains Manning and Zak DeOssie). Chris Snee and Rolle were the game captains.

WEEK 3: GIANTS 29, EAGLES 16

September 25, 2011

PHILADELPHIA – As Lawrence Tynes trotted onto the field to kick off with 3:32 remaining, it appeared an evacuation order had been issued for Lincoln Financial Field, so empty were the stands. Eli Manning's fourth touchdown pass of the game had all but clinched the Giants' 29-16 victory and drained the life from both the Philadelphia Eagles and their fans. With good reason. The Giants had set aside their numerous injuries, their six-game losing streak to the Eagles and the hype that had made their opponents so popular to the football public and earned a complete and rewarding victory on the road.

"You've got to be able to work your way through all these things," Coach Tom Coughlin said after the Giants' first victory over the Eagles in almost three years. "It's early in the season, we're 2-1, that certainly means a lot to us. We've stuck by the idea of just speaking to the next guy to come along and other players have to step up when you have injuries of the nature that we've had. And a lot of guys did play very, very well and are going to have to continue to."

"It's always great to beat the Eagles on their home field, because they have great players," Manning said. "We felt coming in that we could beat these guys because we should have last year. We knew we had to win the fourth quarter. This year, unlike last year, we won the last eight minutes of the game. It was a big win for us."

It was easy to look anywhere in the Giants locker room and see a player who made a key contribution in the game. Manning's 145.7 passer rating was his highest ever in a full game. Victor Cruz stepped in for the inactive Mario Manningham and scored his first two NFL touchdowns on receptions of 74 and 28 yards (he had three catches for 110 yards). Ahmad Bradshaw had team-high totals of 86 rushing yards and five catches, one the 18-yard touchdown that sent the fans scurrying from their seats. Brandon Jacobs had a 40-yard touchdown catch.

Aaron Ross rebounded from last week's benching to intercept two passes and Kenny Phillips had a third pick. Phillips, Jason Pierre-Paul and rookie Jacquian Williams had nine tackles apiece (all of Williams' stops were solo). Pierre-Paul had two sacks. Michael Boley made a huge tackle to stop an Eagles bid on fourth down. Safety Deon Grant, who played most of the game in place of middle linebacker Greg Jones, had seven tackles (six solo).

"This is a very satisfying win," said guard Chris Snee, who played in his 17th Giants-Eagles game. "To beat a team that talented in their environment, it shows we can potentially be a very good football team."

"I think this is a big win," Jacobs said. "We had not beaten Philly here in a while and this was a big game. We beat a good team with good talent and a great quarterback (Michael Vick, who broke his right hand in the game). We showed that we can win games against good teams."

The game was a three-act play. Acts 1 and 3 belonged to the Giants, who outscored the Eagles 14-0 in the first quarter and 15-0 in the fourth to win when trailing after three quarters for the first time since last Nov. 28 vs. Jacksonville. The second act was controlled by Philadelphia, which shut out the Giants, 16-0, in the second and third quarters. LeSean McCoy ran for

Philly's only touchdown and rookie Alex Henery kicked three field goals.

A takeaway and two Manning touchdown passes helped give the Giants their early lead.

The Eagles advanced to the Giants' 19-yard line on their first offensive possession. But the march ended when Vick's second down pass for Steve Smith was intercepted by Ross, his first pick in almost three years. Ross returned the ball to the 27-yard line. Vick was pressured by Williams on the play.

Two Bradshaw runs totaling 19 yards and two Manning completions advanced the ball to the Philadelphia 40-yard line. On second-and-five, Jacobs ran out of the backfield and up the left side, seemingly unnoticed by any Eagles defender. Manning threw a pass that Jacobs caught at the 20 before he sprinted untouched to the end zone for a 7-0 lead with 6:04 remaining in the quarter. It was the fourth receiving touchdown of Jacobs' career and first since Dec. 6, 2009.

After a Philadelphia punt, the Giants took possession at their own 18-yard line. Two Jacobs' runs left them with a third-and-two at the 26. Manning then threw a pass to the left side for Victor Cruz, who caught the ball at the 34 and soon sidestepped an attempted tackle by safety Kurt Coleman – who then collided with cornerback Nnamdi Asomugha, causing both defenders to fall to the ground. Cruz then took off down the deserted left sideline and scored his first professional touchdown to give the Giants a 14-point lead.

"He knew that this was his opportunity," Coughlin said. "We did say it to him in so many words. And he responded very, very well." "(Cruz) made catches in this game that were great," Manning said.

The Eagles stole the show in the second act, scoring 16 unanswered points, to take a 16-14 lead. Henery scored Philadelphia's first points on a 21-yard field goal with 7:47 remaining in the first quarter. Before the kick, the Eagles traveled 77 yards in 14 plays and 8:02. The longest play on the drive was the first, Vick's 17-yard pass to DeSean Jackson. Philadelphia then moved methodically down the field and had a first-and-goal at the three. The Giants almost got away without allowing a point, but Phillips could not hold on to Vick's third-and-goal pass (that was tipped by Pierre-Paul) to the end zone for Steve Smith. Henery came on to kick the field goal.

Coughlin tried to keep momentum with the Giants when he decided to go for it on fourth-and-three from the Eagles' 31-yard line. But they came up a yard short when Travis Beckum slipped and fell while catching Manning's pass to the left side.

Philadelphia immediately capitalized, driving 71 yards in seven plays, including Vick passes of 17 yards to tight end Clay Harbor and 13 yards to Jeremy Maclin, as well as McCoy's 11-yard touchdown run with 1:54 remaining in the first half. On second-and-10, immediately after the two-minute warning, McCoy took a handoff and stepped forward. Finding nowhere to run, McCoy moved left and turned upfield. He sidestepped Antrel Rolle at the eight on his way to the end zone.

The Eagles next took possession at the Giants' 46 after a 27-yard punt out

of bounds by Steve Weatherford. They advanced to the 20, where Vick fumbled and recovered the ball for no gain with the seconds ticking off the clock and Philadelphia out of timeouts. The field goal team rushed onto the field and Henery connected on a 38-yarder as time expired to slice the Giants' halftime lead to 14-13.

For the second time in the game, the Eagles had a first down on the doorstep of the goal line, this time at the two. The Giants defense again stepped up, turning back Vick and Owen Schmitt on runs into the line. Henery was forced to kick another 21-yard field goal, which gave Philadelphia its only lead at 16-14.

That was the Eagles' last hurrah, as the final quarter belonged the Giants. The visitors began to regain control early in the quarter when, on fourth-and-one from the Giants' 43, Boley shot up field and dropped McCoy for a three-yard loss.

"For us it was time to step up and put an end to the drive," Boley said. "I saw it was a run and ran up and got him before he could turn the corner."

Suitably inspired, the offense drove 54 yards in only seven plays, including the 28-yard touchdown pass to Cruz, who leaped and somehow caught the ball between Jarrad Page and Asomugha.

"He really, really played well," Coughlin said of Cruz. "He understood exactly what had to happen and he made it happen. The second touchdown, he goes up in the air over the top of two people and makes a play. It's not like just catching it and running with it. The ball was in the air and all three people were stopped and about to elevate and he goes up and makes a play like that. That was a heck of a play."

Coughlin went for two and the first attempt, a pass to Brandon Stokley, failed. But Page was offside and on the second try from the one, Jacobs bulled his way over the goal line for a 22-16 lead

The surge continued on the Eagles' next offensive play, when Ross intercepted a pass thrown by backup quarterback Mike Kafka.

"You just have to keep the pressure on," said Ross, who was temporarily removed from last week's victory over St. Louis by the coaches. "It's huge for us to come down here and get a win."

"I was very, very happy for him," Coughlin said. "He played very well. He put himself in position. He did a good job of understanding what they were trying to do, of recognizing the formations that they threw at us, and putting himself in position to make plays."

Four minutes after the pick, Lawrence Tynes was set to try a field goal that would have increased the Giants' lead to nine points. But Jason Babin was penalized five yards for encroachment, giving the Giants a first down at the 17. Three plays later, Manning flipped a short pass to Bradshaw, who zipped through the defense for the touchdown that commenced a Giants celebration and sent the Eagles fans home early and unhappy.

WEEK 3: GIANTS 29, EAGLES 16

NOTES, ANECDOTES, AND STATISTICS

PHILADELPHIA – Notes and statistics from the Giants' 29-16 victory over the Philadelphia Eagles in Lincoln Financial Field.

*The Giants won their second game in a row and improved to 2-1. Philadelphia fell to 1-2.

*The Giants snapped a six-game losing streak to Philadelphia (five regular season games and one in the postseason). They had last defeated the Eagles on Nov. 9, 2008.

*The Giants improved to 5-4 in regular season games in Lincoln Financial Field.

*The Giants are 26-28 in games following a Monday night game, including 8-7 since 2000.

*The Giants' 14-0 lead after one quarter was their largest at that juncture since they led Washington by the same score last Dec. 5.

*The Giants trailed after three quarters, 16-14. This was their first victory when they were behind entering the fourth quarter since Nov. 28, 2010, when they overcame a 17-9 deficit to beat Jacksonville, 24-20.

*The Giants did not commit an offensive turnover (or one on special teams) for the first time since the victory over Jacksonville last year. They have won their last four, and six of their last seven games, in which they did not turn over the ball on offense.

*Brandon Jacobs ran in for a two-point conversion after the Giants' third touchdown, the Giants' first two-pointer since Ahmad Bradshaw completed one vs. Jacksonville.

*Philadelphia scored only on a field goal in the second half. This was the first time the Giants held their opponents without a second-half touchdown since Dec. 3, 2010, when they shut out Minnesota in the last two quarters in a 21-3 triumph.

*The Giants intercepted three passes (two by Aaron Ross and one by Kenny Phillips), their highest total in a game since Sept. 12, 2010, when they picked off three in a victory over Carolina.

*The Eagles rushed for 177 yards, the most yards on the ground by a Giants opponent since Philadelphia ran for 197 yards on Dec. 19, 2010. The Giants had allowed 194 rushing yards combined in their first two games.

*Eli Manning completed 16 of 23 passes for 254 yards, four touchdowns and no interceptions. It was the sixth four-touchdown game of Manning's career and his first since Dec. 19, 2010...against the Eagles. The Giants are 3-3 in games in which Manning throws four touchdown passes.

*Manning's passer rating was 145.7, his highest ever in a game in which he took all or the vast majority of the offensive snaps. His previous best was a 144.4 rating at Washington on Dec. 21, 2009. Manning had a perfect 158.3 rating vs. Oakland on Oct. 11, 2009, but he played only the first five series of the game.

*Manning's 74-yard pass to Victor Cruz for the Giants' second touchdown is tied for the fourth-longest scoring pass of Manning's career. He threw touchdown passes of 92 (Jan. 1 at Washington) and 85 yards (Dec. 26 at Green Bay) to Mario Manningham in the final two weeks of the 2010 season. Manning's third-longest career touchdown throw is a 78-yarder to Plaxico Burress at Oakland on Dec. 31, 2005. Manning also threw a 74-yarder to Brandon Jacobs vs. Dallas on Dec. 6, 2009.

*The four touchdown passes raised Manning's career total to 162. That is third on the Giants' career list, behind Phil Simms (199) and Charlie Conerly (173).

*Manning is 5-2 as a regular season starter in Philadelphia.

*This was the 15th comeback victory of Manning's career (defined by the Elias Sports Bureau as victories in which he has rallied the Giants from a fourth-quarter deficit or tie to win). The most recent had been the victory over Jacksonville last year.

*Bradshaw led the Giants in both rushing (86 yards on 15 carries) and receiving (five catches for 53 yards, including a 23-yarder and an 18-yarder for the team's last touchdown).

*Cruz caught three passes for 110 yards and his first two NFL touchdowns, for 74 and 28 yards.

*The Giants are 20-15 under Tom Coughlin when they have at least one receiver with 100 yards.

*Cruz was the first Giant to score two touchdowns in a game since Mario Manningham – who was inactive – scored twice against the Eagles last Dec. 19.

*Aaron Ross intercepted two passes – one thrown by Michael Vick, the other by Mike Kafka. He is the first Giants player to pick off two passes in a game since Kenny Phillips accomplished the feat at Dallas on Sept. 20, 2009. Phillips had the Giants' third interception on Sunday. Before Phillips, the last Giant to do it was...Ross, on Nov. 16, 2008 vs. Baltimore.

*When Ross intercepted Vick's pass on the Eagles' first offensive possession it was his first pick since Nov. 30, 2008, off Washington's Jason Campbell in FedExField.

*Ross' interception was the first time the Giants defense had a takeaway on their opponent's opening possession since the last game against the Eagles. On Dec. 19, 2010, Corey Webster intercepted a Vick pass on Philadelphia's second play.

*Jacobs scored the Giants' first touchdown on a 40-yard pass from Manning. It was the fourth receiving touchdown of Jacobs' career and his first since Dec. 6, 2009, when he had his career-long 74-yard catch against Dallas.

*Rookie linebacker Jacquian Williams led the Giants with nine solo tackles.

*Jason Pierre-Paul and Kenny Phillips each had seven solo tackles among their nine stops. Pierre-Paul had the Giants' two sacks and now has 4.5 for the season, matching the total from his entire 2010 rookie season.

*Stacy Andrews made his first Giants start as an extra lineman/eligible receiver.

*Brandon Stokley caught his first pass as a Giant, a seven-yarder. Stokley joins Jim Finn as the only players to catch regular season passes from both Peyton and Eli Manning.

*Rookie Jerrel Jernigan was in uniform for the first time but did not play.

*The Giants' inactive players were defensive end Osi Umenyiora, cornerback Prince Amukamara, wide receivers Mario Manningham and Michael Clayton, running back Da'Rel Scott and offensive linemen Mitch Petrus and James Brewer.

*The game captains were Chris Snee and Michael Boley. They joined season-long captains Manning, Justin Tuck and Zak DeOssie for the coin toss.

WEEK 2: GIANTS 28, RAMS 16

September 19, 2011

EAST RUTHERFORD, N.J. – The Giants' first home Monday night game in eight years was one to celebrate.

Opportunistic on both offense and defense, the Giants took charge with two second quarter touchdowns and earned a 28-16 victory over the St. Louis Rams in MetLife Stadium that raised their record to 1-1.

"The importance (of the victory) is obviously watching everybody else (in the NFC East) play this weekend," Coach Tom Coughlin said. "To be 1-1, to have Dallas 1-1, to have Philadelphia 1-1, to have Washington in the lead at 2-0, it was important for us to keep the pace."

"We started out 0-1 and we definitely didn't want to go 0-2," said defensive end Justin Tuck, who missed the loss last week in Washington with an injury. "Tonight's win was important."

Eli Manning threw touchdown passes to Hakeem Nicks and Domenik Hixon, Brandon Jacobs rushed for a score and Michael Boley picked up a fumble and returned it 65 yards for another touchdown.

This was the first time the Giants hosted a Monday night game since Sept. 15, 2003, when they lost to the Dallas Cowboys in overtime, 35-32. It was their first home Monday night victory since Oct. 18, 1999, when they beat Dallas, 13-10.

St. Louis, which fell to 0-2, scored on a touchdown pass from Sam Bradford to Danario Alexander and three Josh Brown field goals. The Rams traveled inside the Giants' 20-yard line four times, but settled for field goals on three occasions.

"One of our themes this week was red zone defense," Boley said. "We didn't do a good job of that last week. So coming into this week that was a big focus for us to get that corrected. We did a lot better job down there."

Alexander's 19-yard touchdown catch pulled the Rams to within 28-16 with 1:18 remaining in the third quarter. On third-and-10, Alexander got behind cornerback Michael Coe, who was playing in place of Aaron Ross, and jumped high to catch Bradford's pass on the left side of the end zone.

The score capped a 13-play, 72-yard drive that included Bradford passes to Mike Sims-Walker of 15 yards on third-and-seven and 11 yards on fourth-and-six. The second of those receptions gave the Rams a first down at the Giants' 19. Bradford unsuccessfully threw twice to Alexander before the duo hooked up for the touchdown on the third try.

Jacobs' nine-yard touchdown run had increased the Giants' lead to 28-9 with 6:19 remaining in the quarter. On first-and-goal, Jacobs took a handoff and chugged through the left side for the 50th rushing touchdown of his career.

The Giants drove 81 yards in 10 plays and were aided by a 15-yard facemask penalty on Ben Leber and a 17-yard pass interference penalty on Justin King.

Facing a third-and-18 on the St. Louis 32, Manning flipped a screen pass to

Ahmad Bradshaw, who zipped through the defense for a 23-yard gain. Jacobs scored on the next play.

"I turned around and I had a lot of blockers in front of me on the screen," Bradshaw said. "I think they just opened up. Everybody blocked everything up and I was patient about it. (David) Baas made a great block and I was able shoot through."

The Giants surrendered 232 yards but no touchdowns in a first half that ended with them holding a 21-6 lead.

Hixon's acrobatic 22-yard touchdown reception with only 21 seconds remaining in the second quarter increased their lead to 15 points. On first down, Hixon ran down the center of the field, shadowed by safety Craig Dahl, a former Giant. Manning lofted a pass that caromed into the air. Hixon, unable to free his left arm, juggled and then secured the ball with his right arm as he fell to the ground in the end zone. After waiting to ensure that Hixon maintained possession, the officials signaled touchdown.

The touchdown was Hixon's first since Dec. 13, 2009, when he scored on a 61-yard Manning pass against Philadelphia. Hixon missed the entire 2010 season after undergoing knee surgery.

"Great reception and great concentration by him," Manning said. "We had a in and pump route on and the safety bit on the in, but we hit him a little bit on the end. Those are throws that you don't make all the time but it was a great catch by him. It was great concentration and a great catch at that moment."

"It felt awesome," Hixon said of the score. "It's something that we have been working on all week. Coach (Kevin) Gilbride (the offensive coordinator) and I went into a lot more detail and he felt it would be a really good play against them. We went out and Eli threw a good ball and we executed. I saw the ball the whole time and it never works out the way you practice. It ended being on the back shoulder and I just reached back and tried to make a play on it."

The score concluded an 86-yard drive that was completed in eight plays and 2:37. Manning's seven-yard pass to Hixon enabled the Giants to convert a third down for the first time in the game. On the next play, Manning threw a 31-yard pass to Mario Manningham, who stumbled as he gained control of the ball or he might have scored. The point became moot when, on the first snap after a Giants timeout, Hixon secured the ball in the end zone.

"The drive before the half, obviously, was critical," Coughlin said.

"That was a big drive," Manning said. "We really hadn't got much of a rhythm and we only had one good drive during the game. All of a sudden we hit a couple plays, although it didn't start well with (a) holding call, but we overcame that. They had some penalties and we hit Manningham on the sidelines for a big chunk of change and that got us into scoring position and then Hixon with a good catch hanging with that ball. That was a big momentum changer right there and extended the lead and getting a touchdown in that situation."

Boley's 65-yard fumble return increased the Giants' lead to 14-6 with 10:58 remaining in the second quarter.

The Rams faced a third-and-eight from the Giants' 25-yard line when Bradford threw a quick pass to the left for Cadillac Williams, who couldn't catch it and made no attempt to go after the ball, thinking it was an incomplection. But Boley alertly realized it was not a pass but a lateral, because the ball landed behind the line of scrimmage. He scooped it up and sprinted down the right sideline, escorted by rookie linebacker Jacquian Williams.

"I wasn't thinking it was a lateral at first," Boley said. "But one of the things we talk about in practice is whenever the ball hits the turf is to pick it up and leave no doubt and always scoop and score. Right before I picked it up I didn't hear a whistle so I am just thinking score."

"Boley's play is tremendous," Tuck said. "I've seen that same thing happen a lot of times where guys just leave the ball there and think it's an incomplete pass. I think that happened last year, or two years ago. We weren't prepared that game. That could have been another pitch away from a game-changing situation. Tonight, Boley saw it. He always prides himself on how fast he is; he got a chance to show it off tonight."

Boley's score was the Giants' first defensive touchdown since Dec. 21, 2009, when Terrell Thomas returned an interception 14 yards for a score. It was the Giants' first touchdown on a fumble return since Sept. 13, 2009, when Osi Umenyiora brought one back 37 yards against San Francisco.

The Giants led at the end of the first quarter, 7-6, thanks to a Nicks touchdown that was bookended by two Brown field goals.

Brown opened the scoring with a 21-yard field goal at the end of St. Louis' first possession following an interception of a Manning pass. The three-pointer was a triumph for the Giants' defense, which kept the Rams out of the end zone after the visitors had a first down at the one. Bradford threw a pair of incomplections and Williams lost a yard running to the left side.

The Giants punted the ball on their next possession, but rookie returner Greg Salas muffed the ball, which was pushed forward by Tyler Sash and recovered at the Rams' 38 by Dave Tollefson.

Coughlin elected to go for a first down on fourth-and-four from the 32. Manning threw to the left side for Nicks, who drew a 23-yard pass interference penalty on Bradley Fletcher, giving the Giants a first down at the nine. Jacobs gained six yards up the middle before Manning fired a pass to the left side of the end zone that Nicks caught for the Giants' first aerial touchdown of the season.

St. Louis responded with a 67-yard drive that ended with Brown's 25-yard field goal.

WEEK 2: GIANTS 28, RAMS 16

NOTES, ANECDOTES, AND STATISTICS

EAST RUTHERFORD, N.J. – Notes and anecdotes from the Giants' 28-16 victory over the St. Louis Rams.

*The Giants improved to 1-1 and won their fifth consecutive game against the Rams, their longest winning streak in a series that began in 1938. They also beat St. Louis in 2002, 2003, 2005 and 2008.

*St. Louis rushed for 59 yards, the lowest total by a Giants opponent since Seattle ran for 49 yards on Nov. 7, 2010.

*The Giants hosted a Monday night game for the first time in the eight-year Tom Coughlin era (not counting the 2005 game against New Orleans in Giants Stadium in which the Saints were the home team). They had last played at home on a Monday night on Sept. 15, 2003, when they lost to the Dallas Cowboys in overtime. They had been the visitors in their previous nine Monday night games (including that Saints game), most recently in a 21-3 victory over Minnesota in Detroit last Dec. 13, a game that was moved from a Sunday afternoon in Minneapolis after the Metrodome roof collapsed in a blizzard.

*The victory was the Giants' first at home on a Monday night since Oct. 18, 1999, when they defeated Dallas.

*The Giants' record on Monday Night Football is 22-31-1. Their home record on Monday night is 7-8. They are 1-1 against the Rams on Monday night. This was the first Giants-Rams Monday night game since Dec. 10, 1973.

*The Giants played their home opener on a Monday night for the first time since 1995, when they lost to Dallas.

*The Giants won their fourth consecutive home opener and raised their record in such games to 48-35-4. The Giants' record in home openers by stadiums:

Polo Grounds: 18-10-3

Yankee Stadium: 9-8-1

Yale Bowl: 0-1

Shea Stadium: 0-1

Giants Stadium: 19-15 (after a 1-7 start)

MetLife Stadium: 2-0a

The Giants led at the end of the first quarter, 7-6, thanks to a Nicks touchdown that was bookended by two Brown field goals.

Brown opened the scoring with a 21-yard field goal at the end of St. Louis' first possession following an interception of a Manning pass. The three-pointer was a triumph for the Giants' defense, which kept the Rams out of the end zone after the visitors had a first down at the one. Bradford threw a pair of incompletions and Williams lost a yard running to the left side.

The Giants punted the ball on their next possession, but rookie returner Greg Salas muffed the ball, which was pushed forward by Tyler Sash and recovered at the Rams' 38 by Dave Tollefson.

Coughlin elected to go for a first down on fourth-and-four from the 32. Manning threw to the left side for Nicks, who drew a 23-yard pass interference penalty on Bradley Fletcher, giving the Giants a first down at the nine. Jacobs gained six yards up the middle before Manning fired a pass to the left side of the end zone that Nicks caught for the Giants' first aerial touchdown of the season.

St. Louis responded with a 67-yard drive that ended with Brown's 25-yard field goal.

WEEK 1: REDSKINS 28, GIANTS 14

September 11, 2011

LANDOVER, Md. – The curtain went up on the Giants' 2011 season Sunday and the performance was not close to the standard they set for themselves.

They wasted two leads, were shutout in the second half, converted only one third-down opportunity, made costly mistakes in all three phases and, most importantly, lost to the Washington Redskins in FedExField, 28-14, their first opening-day defeat since 2007.

The loss ended the Giants' six-game winning streak against the Redskins and their five-game streak in Washington.

Afterward, some of the harshest reviews were delivered in the Giants' locker room. For many, the disappointment was exasperated by playing poorly on the 10th anniversary of the 9/11 terrorist attacks, which were remembered in a poignant pregame ceremony.

"We don't live in a bubble as professional athletes," defensive tackle Chris Canty said. "We're affected by what happens. What 9/11 means to us, what it means to our fans, what it means to our city, what it means to this country – we represent the red, white and blue. And to go out there and put on that kind of performance is just unacceptable for us. It's unacceptable in every regard.

"We have to have more purpose than we showed on game day, we have to have more purpose than we showed in practice. That's what it's going to take because obviously we didn't get the job done today."

"We shot ourselves in the foot," tackle Kareem McKenzie said. "They made the plays and we didn't. We made too many mistakes. The number of penalties we committed (eight) is uncharacteristic of this team based on what we've done in the past against the Redskins. We didn't have a good day on the offensive side of the ball. We have to play better."

Tom Coughlin will certainly do all he can this week to ensure that happens.

"It's our first game, I liked their effort," he said. "I had no problem with that at all. But the execution, particularly the offensive execution, and the ability to defend the pass off of play action was disappointing."

The Giants played without Pro Bowl defensive end Justin Tuck (neck), who arrived at the stadium hoping to play but was declared inactive after being examined by team doctors. He joined defensive starters Osi Umenyiora, Jonathan Goff and Terrell Thomas, who are all sidelined with knee injuries. Goff and Thomas are on injured reserve and will miss the season.

"We won't make any excuses about that," Coughlin said. "We came down here, we were very well prepared and our guys were excited about playing. We knew the significance of the day and we wanted to pay our respects by the way in which we played. As I said, other than a couple of things that took place in the first half, it was highly competitive. We did not play the same way in the second half, obviously. Offensively we didn't do a thing – we didn't score a point. That was very disappointing."

Tuck hopes to play next Monday in the home opener vs. St. Louis.

"The plan is to wait one more week," said Tuck. "I wanted to play this week. I'm still not 100 percent, but I wanted to give it a go. The doctor said, 'We would rather have you out one week than re-aggravating it and going through this process again and be out for a month.' It was a precautionary thing."

The Giants were also without tight end Travis Beckum, whose hamstring became tight late in the week.

"He's our third down tight end," Coughlin said. "He's the guy that took all of the snaps for the whole week. That was part of the confusion with the two-minute drill at the end of the game (which included a delay of game penalty). We had a tight end in there who hadn't really had much work, trying to do the best he could and the execution wasn't what it should have been."

Tim Hightower rushed for one touchdown, Rex Grossman threw scoring passes to Anthony Armstrong and Jabar Gaffney and Ryan Kerrigan returned an interception for Washington's touchdowns.

Eli Manning and Ahmad Bradshaw rushed for touchdowns for the Giants in the first half. But Manning threw the pick that turned into the game-winning touchdown, a Lawrence Tynes field goal

attempt was blocked, Antrel Rolle committed a penalty that aided the Redskins, the Giants rushed for only 75 yards – 62 yards less than their 2010 average – and succeeded on one of 10 third-down chances.

"Our third downs were atrocious again," Coughlin said. "I think our inconsistency and our lack of third down production - you're not going to keep the ball if you can't do something with it on third down."

The game turned permanently in the Redskins' favor on the third play of the second half. The teams were tied at halftime, 14-14, and the Giants received the second-half kickoff. On third-and-10 from the 18, Eli Manning threw a short pass to his right for Hakeem Nicks. But Kerrigan, the outside linebacker who was Washington's first-round draft choice this year, jumped up as McKenzie attempted to cut-block him, batted the ball, caught it and quickly covered the nine yards in front of him to the end zone to give the Redskins a 21-14 lead.

"He just did a good job and a good move to avoid the cut – to jump up and tip it up," Manning said. "It was a good play by him – not a whole lot I can do about that."

"It was (a) blitz," Nicks said. "We audibled to a little screen pass and the defensive end jumped up and made a good play on the ball."

The Giants had a great opportunity in the fourth quarter, after Jason Pierre-Paul's second sack forced a fumble by Grossman that was recovered and returned 13 yards to the Redskins' 27 by Michael Boley. The momentum quickly stalled when Bradshaw lost two yards on third-and-one. Tynes came

on to try a 38-yard field goal attempt, but it was blocked by Brian Orakpo.

"I felt like I hit it like I hit all of my kicks," Tynes said. "They are not always going to be real high. Steve (Weatherford, his holder) said I hit it good and that it sounded good to him. We will look at film tomorrow. Anyway you look at it, it is a miss."

"There was penetration on the left side and the ball was not elevated very well," Coughlin said. "It takes little then to block it, but that can't be an issue. Obviously, Lawrence has been out of action for awhile and we need to work on that. But that can't be a problem. We just won't let that be a problem."

he's got to go through in terms of the rehab, we feel real bad for Clint."

Sintim, near tears, spoke briefly with reporters in the Giants locker Washington took possession on its 30. On third-and-nine from the 45, Grossman threw to Fred Davis for seven yards. The Redskins would have punted, but Rolle hit Davis while the tight end was on the ground and was penalized 15 yards for unnecessary roughness. That gave Washington a first down at the Giants' 33. Six plays later, Grossman threw a four-yard touchdown pass to Gaffney that essentially clinched the game with 5:04 remaining.

"You're not supposed to go helmet-to-helmet as a defender," Coughlin said. "It looked like he was trying to cover the guy up. I don't know that there was any intent there. I was very surprised when the penalty was called. Of course, it was way across the field."

"I don't think I lowered my head at all, but the call was made and you have to get up and play again," Rolle said. "Next time, we have to take him down before he gets there and it won't happen. I don't think it was helmet-to-helmet. We definitely made contact with him after the initial hit. I definitely didn't lead with my helmet. I have never led with my helmet on any tackle and to say that is crazy. There is nothing I can do about it. The call was made."

Grossman's six-yard touchdown pass to Armstrong with only 37 seconds remaining in the second quarter created a 14-14 tie.

On second-and-one, Armstrong lined up alone on the left side, got a step on cornerback Aaron Ross and caught the ball in the end zone just before he stepped out of bounds. The Redskins traveled 80 yards in only five plays, all of them Grossman completions to different receivers. The longest was a 39-yarder to Gaffney, who slipped past Ross and was tackled by Deon Grant.

That moved the ball to the Giants' 15-yard line. After Grossman hit Hightower for a nine-yard gain, Armstrong scored the touchdown.

Bradshaw's touchdown – also a six-yarder – gave the Giants a 14-7 lead with 2:48 remaining in the quarter. On first and goal from the six, Bradshaw took a handoff and ran to the right side, where he found daylight thanks to rookie fullback Henry Hynoski's block on Kerrigan.

The score concluded an eight-play, 85-yard drive that began with Manning's 24-yard pass to Mario Manningham. Manning and Manningham later hooked up for an 11-yard completion, plus a 17-yarder to Nicks and Brandon Jacobs ran for 14 yards on the

play immediately preceding the touchdown.

Hightower's one-yard touchdown run early in the second quarter tied the score at 7-7. Grossman's 18-yard pass to Armstrong gave Washington a first-and-goal at the one. On the next play, Hightower ran wide to his left and beat the closest Giants defenders to the goal line.

The Giants scored the only points of the first quarter on Manning's two-yard touchdown run. The score was set up by Nick's 68-yard catch-and-run. Nicks got behind Kevin Barnes, caught the ball on the Redskins' 25 and wasn't brought down until he was at the two. The 68-yarder tied for the longest reception of Nicks' career. He also had a 68-yard reception on Dec. 13, 2009 vs. Philadelphia.

On the next play, Manning scrambled to his right and stepped into the right front corner of the end zone for the Giants' first score of the season. It was the fourth rushing touchdown of Manning's career and his first since Sept. 4, 2008, also in a season opener vs. Washington.

No one even mentioned that in the postgame locker room because of the disappointments that followed.

"We have to do our part," Manning said. "We have to keep the ball longer and help out our defense. We've got to win the time of possession and sustain drives. We have to find a way to put more points on the board."

The sooner the better.

WEEK 1: REDSKINS 28, GIANTS 14

NOTES, ANECDOTES, AND STATISTICS

LANDOVER, Md. - Notes and statistics from the Giants' 28-14 season-opening loss to the Washington Redskins.

*The Giants lost on Kickoff Weekend for the first time since 2007, which was also an NFC East road game (45-35 at Dallas). That was also the last time they opened the season on the road.

*They lost a season opener to the Redskins for the first time since 1976 (they beat them to start the season in 1977, 1988, 1989, 1998, 2008 and 2009).

*The Giants are 49-33-5 on Kickoff Weekend, 48-34-5 in road openers and 32-22-5 in season-opening road games. The 49 opening day victories are the third-most in NFL history. Chicago and Green Bay are tied for first with 52.

*Tom Coughlin is 10-6 on Kickoff Weekend, including 4-4 with the Giants.

*The loss ended the Giants' six-game winning streak vs. the Redskins and their five-game winning streak in FedExField, where they are 8-6-1.

*The score was tied at halftime, 14-14, but the Giants did not score in the second half. It was the Giants' first deadlock at the half since Sept. 26, 2010, when they were even with Tennessee, 10-10. The Giants did not score in the second half of that game and lost, 29-10. Dating back to 2007, the Giants have lost their last three regular season games in which they were tied at halftime. They last won a regular season game in which they were deadlocked at the half on Dec. 11, 2005, when a 17-17 tie in Philadelphia became a 26-23 overtime victory. The Giants were tied at the half, 14-14, with Dallas in the NFC Divisional Playoff Game on Jan. 13, 2008 and won, 21-17.

*The Giants' scoreless second half was their first since that Tennessee game last September.

*The Giants held Washington to 72 rushing yards on 25 carries, a 2.8-yard average. In the teams' last three meetings, Washington has run for 74, 67 and 72 yards.

*Seven Giants rookies made their NFL debuts: linebackers Greg Jones, Mark Herzlich, Spencer Paysinger and Jacquian Williams, safety Tyler Sash, fullback Henry Hynoski, and defensive end Justin Trattou. An eighth rookie, running back Da'Rel Scott, was in uniform but did not play.

The eight rookies is the most the Giants have suited up for an opening day game since 2007, when they also dressed eight – Aaron Ross, Steve Smith, Jay Alford, Zak DeOssie, Kevin Boss, Michael Johnson, Ahmad Bradshaw and Michael Matthews. Ironically, Matthews, the lone free agent in the group, was the only rookie to start the game.

*Jones was the only rookie to start against the Redskins. He had four solo tackles, including one on the game's first play. Sash had two tackles (one solo) and Trattou had an assisted tackle. Hynoski delivered a key block on Ahmad Bradshaw's touchdown run and caught a four-yard pass.

*Jones was the first Giants rookie linebacker to start on opening day since Hall of Famer Lawrence Taylor in 1981, the first defensive rookie to start an

opener since tackle Barry Cofield in 2006 (Cofield now plays for the Redskins) and the first to start since Matthews, a tight end, four years ago.

*In addition to Jones, defensive linemen Jason Pierre-Paul, Dave Tollefson and Linval Joseph and tight end Jake Ballard made their NFL starting debuts.

Pierre-Paul had six tackles (five solo), two sacks of Rex Grossman for 26 yards, including one on which he forced Grossman to fumble. The ball was recovered by Michael Boley. Tollefson had two tackles, including a 16-yard sack, and Joseph had three tackles (one solo). Pierre-Paul and Tollefson had sacks on consecutive plays late in the third quarter.

Ballard caught two passes for 59 yards, including a 41-yarder. His first career catch was an 18-yarder late in the first quarter.

*Eli Manning started is 104th consecutive regular season game. Because his brother Peyton of the Indianapolis Colts is out indefinitely and missed the opener against Houston, Manning has the longest active streak among NFL quarterbacks. Peyton Manning had started 208 games in a row. San Diego's Philip Rivers is closest to Manning with 81 consecutive starts.

*Manning completed 18 of 32 passes for 268 yards, no touchdowns and one interception that was returned for a touchdown by rookie Ryan Kerrigan. It was the first touchdown on an interception return by a Giants opponent since Nov. 14, 2010, when Dallas' Bryan McCann brought one back 101 yards.

*Manning scored the Giants' first touchdown on a two-yard run. It was the fourth rushing touchdown of his career and the first since a one-yarder on Sept. 4, 2008, also in a season-opening game vs. the Redskins.

*Hakeem Nicks caught a game-high seven passes for 122 yards, his seventh career 100-yard game.

*Nicks tied his career long with a 68-yard reception to set up the Giants' first touchdown in the opening quarter. He also had a 68-yard catch vs. Philadelphia on Dec. 13, 2009.

*The Giants rushed for 75 yards, their lowest total since they ran for 61 yards last Nov. 21 at Philadelphia.

*The Giants converted just one of their 10 third-down opportunities, their lowest number of conversions in a game since Dec. 28, 2008 at Minnesota, where they were one-for-eight.

*Ahmad Bradshaw rushed for 44 yards to increase his career total to 2,602. That moved him past Bobby Carpenter (2,572) and into 11th place on the Giants' career list.

*Bradshaw's second-quarter touchdown run was the 18th rushing score of his career, tying Joe Morrison for 12th on the franchise's all-time list.

*Grossman completed 21 of 34 passes for 305 yards, two touchdowns and no interceptions. It was the third game in a row dating back to last season that the opposing quarterback has thrown for more than 300 yards vs. the

Giants. Grossman passed for 336 yards in the Giants' victory in last season's finale and Green Bay's Aaron Rodgers threw for 404 yards the week before that.

*Fred Davis of the Redskins caught five passes for 105 yards to become the first opposing tight end with at least 100 yards since Dallas Jason Witten (14 catches for 156 yards) on Dec. 6, 2009.

*Domenik Hixon played his first game since 2009 and returned two punts for 27 yards and caught two passes for 21 yards.

*Chris Canty sacked Grossman for a five-yard loss, his first sack since Oct. 3, 2010 against Chicago's Jay Cutler.

*Lawrence Tynes' 38-yard field goal attempt in the fourth quarter was blocked by Brian Orakpo. It was the first time a Giants' field goal attempt was blocked since Dec. 7, 2008, when Philadelphia's Trent Cole knocked down John Carney's 47-yard try.

*Tom Coughlin won a replay challenge in the third quarter. Grossman threw a pass on the right sideline to Jabar Gaffney that was ruled a 12-yard completion and a first down. Coughlin challenged the ruling, saying Gaffney was out of bounds. After review, referee Ron Winter said Gaffney did not have two feet inbounds with possession of the ball and reversed the call.

Coughlin is 31-32 with the Giants and 41-41 in his career on replay challenges.

*This was the Giants' first season opener in Washington since 1989, when they defeated the Redskins, 26-24, on Raul Allegre's 52-yard field goal as time expired.

*The Giants have faced the Redskins 157 times in the regular season since their first game in 1932, making this their most frequently-contested rivalry. They lead the series, 91-62-4.

*The Giants' inactive players included both of their starting defensive ends, Justin Tuck and Osi Umenyiora, who each had 11.5 sacks last season.

Tuck suffered a stinger in a preseason game on Aug. 29 and was limited in the two practices in which he participated last week. Umenyiora is still rehabbing after undergoing arthroscopic knee surgery on Aug. 19.

Tuck's absence ended a streak of 64 consecutive regular season games played. He was not in uniform for the first time since 2006, when he sat out the last 10 games after undergoing foot surgery. He last did not start a game on Sept. 27, 2009 at Tampa Bay, a week after hurting his shoulder in Dallas. Tuck played that game as a reserve and started every game for the rest of the season.

Because middle linebacker Jonathan Goff and cornerback Terrell Thomas are on injured reserve with torn ACLs, the Giants played without four projected defensive starters.

Tuck is the Giants' defensive captain, so Canty took his place at midfield for the coin toss.

Tollefson and Pierre-Paul were the starting defensive ends, with the rookie Trattou making his NFL debut in reserve. Trattou was signed to the active roster from the practice squad Saturday.

The Giants' other inactive players are tight end Travis Beckum, wide receiver Jerrel Jernigan, cornerback Prince Amukamara and offensive linemen Mitch Petrus and James Brewer.

*To honor the memory of the victims of the 9/11 terrorist attacks 10 years ago Sunday, the Giants' players, coaches and sideline personnel wore NYPD, FDNY and Port Authority Police caps. Coughlin wore a Port Authority hat in the first quarter, an NYPD hat in the second quarter and an FDNY hat for the second half. Former Secretary of State Colin Powell participated in the pregame coin toss.



Postseason Records & Capsules

GIANTS POSTSEASON RECORDS

INDIVIDUAL

MOST GAMES, CAREER

15	Lawrence Taylor
11	Carl Banks
	Leonard Marshall
	Bart Oates
	Gary Reasons
	William Roberts
	Amani Toomer
	Perry Williams
10	Michael Strahan
	Phil Simms
	Eli Manning
	Brandon Jacobs
	David Diehl
	Kareem McKenzie
	Chris Snee

MOST POINTS, CAREER

52	Lawrence Tynes
42	Amani Toomer
36	Brad Daluiso
	Ken Strong
30	Brandon Jacobs
	Matt Bahr
26	Raul Allegre

MOST POINTS, GAME

18	Amani Toomer, at San Francisco, Jan. 5, 2003
17	Ken Strong, vs. Chicago Bears, Dec. 9, 1934
16	Brad Daluiso, vs. Minnesota, Dec. 27, 1997

MOST TOUCHDOWNS, CAREER

7	Amani Toomer
5	Brandon Jacobs
4	Joe Morris
	Ken Strong
	Hakeem Nicks
3	Plaxico Burress
	Ottis Anderson
	Mark Bavaro
	Frank Gifford

MOST TOUCHDOWNS, GAME

3	Amani Toomer, at San Francisco, Jan. 5, 2003
2	Ken Strong, vs. Chicago Bears, Dec. 9, 1943
	Alex Webster, vs. Chicago Bears, Dec. 30, 1956
	Johnny Perkins, at San Francisco, Jan. 3, 1982
	Joe Morris, vs. San Francisco, Jan. 4, 1987
	Rodney Hampton, vs. Minnesota, Jan. 9, 1994
	Ike Hilliard, vs. Minnesota, Jan. 14, 2001
	Amani Toomer, at Dallas, Jan. 13, 2008
	Hakeem Nicks, vs. Atlanta, Jan. 8, 2012
	Hakeem Nicks, at Green Bay, Jan. 15, 2012

MOST EXTRA POINT ATTEMPTS, CAREER

19	Lawrence Tynes
15	Raul Allegre
9	Brad Daluiso, Ken Strong
6	Matt Bahr, Joe Danelo

MOST EXTRA POINT ATTEMPTS, GAME

- 7 Raul Allegre, vs. San Francisco,
Jan. 4, 1987
- 6 Ben Agajanian, vs. Chi.Bears,
Dec.30, 1956
- 5 Raul Allegre, vs. Denver,
Jan. 25, 1987
- Brad Daluiso, vs. Minnesota,
Jan. 14, 2001
- Matt Bryant, at San Francisco,
Jan. 5, 2003

MOST EXTRA POINTS MADE, CAREER

- 19 Lawrence Tynes
- 14 Raul Allegre
- 9 Brad Daluiso, Ken Strong
- 6 Matt Bahr
Joe Danelo

MOST EXTRA POINTS MADE, GAME

- 7 Raul Allegre, vs. San Francisco,
Jan. 4, 1987
- 5 Ben Agajanian, vs. Chicago,
Dec. 30, 1956
- Brad Daluiso, vs. Minnesota,
Jan. 14, 2001
- Matt Bryant, at San Francisco,
Jan. 5, 2003
- 4 Raul Allegre, vs. Denver,
Jan. 25, 1987
- Matt Bahr, vs. Chicago,
Jan. 13, 1991
- Raul Allegre, at Green Bay,
Jan. 15, 2012

MOST TWO-POINT CONVERSIONS

None

MOST FIELD GOAL ATTEMPTS, CAREER

- 15 Lawrence Tynes
- 10 Brad Daluiso
- 9 Matt Bahr
- 5 Ward Cuff
Ali Haji-Sheikh
Eric Schubert
Pat Summerall

MOST FIELD GOAL ATTEMPTS, GAME

- 6 Matt Bahr, at San Francisco,
Jan. 20, 1991
- 5 John Carney, vs. Philadelphia,
Jan. 11, 2009
- 5 Brad Daluiso, vs. Minnesota,
Dec. 27, 1997
- Lawrence Tynes, at Green Bay,
Jan. 20, 2008
- 4 Eric Schubert, vs. San Francisco,
Dec. 29, 1985
- Lawrence Tynes, at Green Bay,
Jan. 15, 2012

MOST FIELD GOALS MADE, CAREER

- 11 Lawrence Tynes
- 9 Brad Daluiso
- 8 Matt Bahr
- 5 Pat Summerall

MOST FIELD GOALS MADE, GAME

- 5 Matt Bahr, at San Francisco,
Jan. 20, 1991
Brad Daluiso, vs. Minnesota,
Dec. 27, 1997
- 3 Pat Summerall, at Baltimore,
Dec. 27, 1959
Ali Haji-Sheikh, at L.A. Rams,
Dec. 23, 1984
Lawrence Tynes, at Green Bay,
Jan. 20, 2008
John Carney, vs. Philadelphia,
Jan. 11, 2009
Lawrence Tynes, at Green Bay,
Jan. 15, 2012
- 2 by many

HIGHEST FIELD GOAL PERCENTAGE, CAREER

(Min.: 5 FGA)

- 1.000 Pat Summerall (5-5)
- .900 Brad Daluiso (9-10)
- .889 Matt Bahr (8-9)

LONGEST FIELD GOAL

- 51 Brad Daluiso, vs. Minnesota,
Dec. 27, 1997
- 48 Joe Danelo, at San Francisco,
Jan. 3, 1982
- 47 Eric Schubert, vs. San Francisco
Dec. 29, 1985
Raul Allegre, vs. Washington,
Jan. 11, 1987
Lawrence Tynes, at Green Bay,
Jan. 20, 2008

MOST SAFETIES

- 1 George Martin, vs. Denver,
Jan. 25, 1987
Team, vs. Philadelphia,
Jan. 11, 2009

MOST RUSH ATTEMPTS, CAREER

- 140 Joe Morris
- 111 Brandon Jacobs
- 94 Tiki Barber
Ahmad Bradshaw
- 93 Ottis Anderson

MOST RUSH ATTEMPTS, GAME

- 33 Rob Carpenter, at Philadelphia,
Dec. 27, 1981
Rodney Hampton, vs. Minnesota,
Jan. 9, 1994
- 29 Joe Morris, vs. Washington,
Jan. 11, 1987
- 28 Joe Morris, vs. San Francisco,
Dec. 29, 1985

MOST RUSH YARDS, CAREER

- 553 Joe Morris
- 424 Brandon Jacobs
- 408 Ahmad Bradshaw
- 375 Ottis Anderson
- 338 Tiki Barber

MOST RUSH YARDS, GAME

- 161 Rob Carpenter, at Philadelphia,
Dec. 27, 1981
Rodney Hampton, vs. Minnesota,
Jan. 9, 1994
- 159 Joe Morris, vs. San Francisco, Jan.
4, 1987
- 141 Joe Morris, vs. San Francisco,
Dec. 29, 1985

LONGEST RUSH

- 51 Rodney Hampton, vs. Minnesota,
Jan. 9, 1994
- 45 Joe Morris, vs. San Francisco,
Jan. 4, 1987
- 42 Ken Strong, vs. Chicago Bears,
Dec. 9, 1934

HIGHEST RUSH AVERAGE, CAREER

(Min.: 50 attempts)

- 4.34 Ahmad Bradshaw (94-408)
- 4.03 Ottis Anderson (93-375)
- 3.95 Joe Morris (140-553)
- 3.88 Rodney Hampton (50-194)
- 3.82 Brandon Jacobs (111-424)

HIGHEST RUSH AVERAGE, GAME

(Min.: 10 ATTEMPTS)

- 6.63 Joe Morris, vs. San Francisco,
Jan. 4, 1987 (24-159)
- 6.57 Brandon Jacobs vs. Atlanta,
Jan. 8, 2012 (14-92)
- 6.33 Choo Choo Roberts, at Cleveland,
Dec. 17, 1950 (12-76)
- 5.75 Tiki Barber, vs. Minnesota,
Jan. 14, 2001(12-69)

MOST RUSH TOUCHDOWNS, CAREER

- 4 Joe Morris
Brandon Jacobs
- 3 Ottis Anderson
- 2 Rodney Hampton
Ken Strong
Mel Triplett
Alex Webster

MOST RUSH TOUCHDOWNS, GAME

- 2 Ken Strong, vs. Chi. Bears,
Dec. 9, 1934
Alex Webster, vs. Chi. Bears,
Dec. 30, 1956
Joe Morris, vs. San Francisco,
Jan. 4, 1987
Rodney Hampton, vs. Minnesota,
Jan. 9, 1994

MOST PASS ATTEMPTS, CAREER

- 316 Eli Manning
- 279 Phil Simms
- 140 Kerry Collins
- 92 Charlie Conerly

MOST PASS ATTEMPTS, GAME

- 58 Eli Manning, at San Francisco,
Jan. 22, 2012
- 44 Phil Simms, at San Francisco,
Dec. 29, 1984
- 43 Kerry Collins, at San Francisco,
Jan. 5, 2003
- 41 Y.A. Tittle, vs. Green Bay,
Dec. 30, 1962
- 40 Eli Manning, at Green Bay,
Jan. 20, 2008

MOST PASS COMPLETIONS, CAREER

- 189 Eli Manning
- 157 Phil Simms
- 84 Kerry Collins
- 48 Charlie Conerly

MOST PASS COMPLETIONS, GAME

- 32 Eli Manning, at San Francisco,
Jan. 22, 2012
- 29 Kerry Collins, at San Francisco,
Jan. 5, 2003
- 28 Kerry Collins, vs. Minnesota,
Jan. 14, 2001
- 25 Phil Simms, at San Francisco,
Dec. 29, 1984

HIGHEST COMPLETION PERCENTAGE, CAREER

(Min.: 50 attempts)

- 60.00 Kerry Collins (84-140)
- 59.81 Eli Manning (189-316)
- 59.21 Jeff Hostetler (45-76)
- 56.27 Phil Simms (157-279)

HIGHEST COMPLETION PERCENTAGE, GAME

(Min.: 15 attempts)

- 88.00 Phil Simms, vs. Denver, Jan. 25, 1987 (22-25)
- 74.07 Eli Manning, at Tampa Bay, Jan. 6, 2008 (20-27)
- 71.87 Eli Manning, vs. Atlanta, Jan. 8, 2012 (23-32)
- 71.79 Kerry Collins, vs. Minnesota, Jan. 14, 2001 (28-39)
- 70.97 Phil Simms, at L.A. Rams, Dec. 23, 1984 (22-31)

MOST PASS YARDS, CAREER

- 2,220 Eli Manning
- 1,679 Phil Simms
- 960 Kerry Collins
- 785 Charlie Conerly

MOST PASS YARDS, GAME

- 381 Kerry Collins, vs. Minnesota, Jan. 14, 2001
- 342 Kerry Collins, at San Francisco, Jan. 5, 2003
- 330 Eli Manning, at Green Bay, Jan. 15, 2012
- 316 Eli Manning, at San Francisco, Jan. 22, 2012
- 290 Scott Brunner, at San Francisco, Jan. 3, 1982
- 277 Eli Manning, vs. Atlanta, Jan. 8, 2012

MOST PASS TOUCHDOWNS, CAREER

- 16 Eli Manning
- 10 Phil Simms
- 9 Kerry Collins
- 6 Scott Brunner

MOST PASS TOUCHDOWNS, GAME

- 5 Kerry Collins, vs. Minnesota, Jan. 14, 2001
- 4 Phil Simms, vs. San Francisco, Jan. 4, 1987
Kerry Collins, at San Francisco, Jan. 5, 2003
- 3 Scott Brunner, at Philadelphia, Dec. 27, 1981
Scott Brunner, at San Francisco, Jan. 3, 1982
Phil Simms, vs. Denver, Jan. 25, 1987
Eli Manning, vs. Atlanta, Jan. 8, 2012
Eli Manning, at Green Bay, Jan. 15, 2012

LONGEST PASS COMPLETION

- 72 Scott Brunner, at San Francisco, Jan. 3, 1982
Eli Manning, vs. Atlanta, Jan. 8, 2012
- 67 Charlie Conerly, vs. Chicago Bears, Dec. 30, 1956
- 66 Eli Manning, at Green Bay, Jan. 15, 2012
- 62 Charlie Conerly, vs. Baltimore, Dec. 28, 1958

HIGHEST PASS TD PERCENTAGE, CAREER

(Min.: 50 attempts)

- 11.76 Scott Brunner (6-51)
- 6.43 Kerry Collins (9-140)
- 5.06 Eli Manning (14-258)
- 4.35 Charlie Conerly (4-92)

MOST PASSES HAD INTERCEPTED, CAREER

- 10 Y.A. Tittle
- 8 Eli Manning
- 8 Tuffy Leemans
- 7 Kerry Collins

MOST PASSES HAD INTERCEPTED, GAME

- 6 Frank Filchock, vs. Chicago Bears, Dec. 15, 1946
- 5 Y.A. Tittle, at Chicago, Dec. 29, 1963
- 4 Arnie Herber, vs. Green Bay, Dec. 17, 1944
Y.A. Tittle, at Green Bay, Dec. 31, 1961
Kerry Collins, vs. Baltimore, Jan. 28, 2001

LOWEST PASS INT. PERCENTAGE, CAREER

(Min.: 50 attempts)

- 0.00 Jeff Hostetler (0-76)
- 2.15 Phil Simms (6-279)
- 2.53 Eli Manning (8-316)
- 4.35 Charlie Conerly (4-92)

MOST RECEPTIONS, CAREER

- 44 Amani Toomer
- 30 Mark Bavaro
- 25 Rob Carpenter
- 24 Tiki Barber
- 23 Plaxico Burress

MOST RECEPTIONS, GAME

- 11 Plaxico Burress, at Green Bay, Jan. 20, 2008
- 10 Ike Hilliard, vs. Minnesota, Jan. 14, 2001
Victor Cruz, at San Francisco Jan. 22, 2012
- 9 Bob Schnelker, at Baltimore, Dec. 27, 1959
- 8 Amani Toomer, at San Francisco, Jan. 5, 2003

MOST RECEIVING YARDS, CAREER

- 608 Amani Toomer
- 366 Mark Bavaro
- 335 Hakeem Nicks
- 310 Plaxico Burress
- 284 Bob Schnelker

MOST RECEIVING YARDS, GAME

- 175 Bob Schnelker, at Baltimore, Dec. 27, 1959
- 165 Hakeem Nicks, at Green Bay, Jan. 15, 2012
- 155 Ike Hilliard, vs. Minnesota, Jan. 14, 2001
- 151 Plaxico Burress, at Green Bay, Jan. 20, 2008
- 142 Victor Cruz, at San Francisco, Jan. 22, 2012

MOST YARDS PER RECEPTIONS, CAREER

(Min.: 15 receptions)

- 18.6 Hakeem Nicks (18-335)
- 14.4 Victor Cruz (17-224)
- 13.9 Frank Gifford (17-236)
- 13.8 Amani Toomer (44-608)
- 13.8 Ike Hilliard (16-220)

MOST YARDS PER RECEPTION, GAME

(Min.: 3 receptions)

- 39.33 Earnest Gray, at San Francisco, Jan. 3, 1982 (3-118)
- 32.75 Frank Gifford, vs. Chicago Bears, Dec. 30, 1956 (4-131)
- 23.67 Frank Liebel, vs. Green Bay, Dec. 17, 1944 (3-71)

LONGEST RECEPTION

- 72 Earnest Gray, at San Francisco,
Jan. 3, 1982
Hakeem Nicks, vs. Atlanta,
Jan. 8, 2012
- 67 Frank Gifford, vs. Chicago Bears,
Dec. 30, 1956
- 66 Hakeem Nicks, at Green Bay,
Jan. 15, 2012
- 62 Kyle Rote, vs. Baltimore,
Dec. 28, 1958

**MOST RECEIVING TOUCHDOWNS,
CAREER**

- 7 Amani Toomer
- 4 Hakeem Nicks
- 3 Plaxico Burress
Mark Bavaro
Frank Gifford
- 2 Six tied

**MOST RECEIVING TOUCHDOWNS,
GAME**

- 3 Amani Toomer, at San Francisco,
Jan. 5, 2003
- 2 Johnny Perkins, at San Francisco,
Jan. 3, 1982
Ike Hilliard, vs. Minnesota,
Jan. 14, 2001
Amani Toomer, at Dallas,
Jan. 13, 2008
Hakeem Nicks, vs. Atlanta,
Jan. 8, 2012
Hakeem Nicks, at Green Bay,
Jan. 15, 2012
- 1 By many

MOST INTERCEPTIONS, CAREER

- 4 Jason Sehorn
- 3 R.W. McQuarters
Lindon Crow
Howie Livingston
Gary Reasons
- 2 Corey Webster
Mark Collins
Ed Danowski

MOST INTERCEPTIONS, GAME

- 2 Howie Livingston, vs. Chicago Bears,
Dec.15, 1946
Lindon Crow, vs. Cleveland,
Dec. 21, 1958
Gary Reasons, at San Francisco,
Dec. 29, 1984

MOST INTERCEPTIONS YARDS, CAREER

- 68 Jason Sehorn
- 48 Gary Reasons
- 37 Everson Walls

MOST INTERCEPTIONS YARDS, GAME

- 37 Everson Walls, vs. Chicago,
Jan. 13, 1991
- 36 Jason Sehorn, vs. Minnesota,
Dec. 27, 1997
- 34t Lawrence Taylor, vs. San Francisco,
Jan. 4, 1987

LONGEST INTERCEPTION RETURN

- 37 Everson Walls, vs. Chicago,
Jan. 13, 1991
- 36 Jason Sehorn, vs. Minnesota,
Dec. 27, 1997
- 34t Lawrence Taylor, vs. San Francisco,
Jan. 4, 1987

MOST INTERCEPTION TOUCHDOWNS

- 1 Harry Carson, at San Francisco,
Dec. 29, 1984
Lawrence Taylor, vs. San Francisco,
Jan. 4, 1987
Jason Sehorn, vs. Philadelphia,
Jan. 7, 2001

MOST PUNTS, CAREER

- 45 Sean Landeta
- 38 Don Chandler
- 31 Jeff Feagles
- 24 Brad Maynard

MOST PUNTS, GAME

- 12 Steve Weatherford, at S. F.
Jan. 22, 2012
- 11 Ken Strong, at Chicago Bears,
Dec. 17, 1933
Brad Maynard, vs. Baltimore,
Jan. 28, 2001
- 10 Len Younce, vs. Green Bay,
Dec. 17, 1944
- 9 Len Younce, vs. Washington,
Dec. 19, 1943
Sean Landeta, at Chicago,
Jan. 5, 1986

MOST PUNT YARDS, CAREER

- 1,832 Sean Landeta
- 1,664 Don Chandler
- 1,271 Jeff Feagles
- 899 Brad Maynard
- 836 Steve Weatherford

MOST PUNT YARDS, GAME

- 557 Steve Weatherford, at S.F.,
Jan. 22, 2012
- 422 Brad Maynard, vs. Baltimore, Jan.
28, 2001
- 410 Len Younce, vs. Green Bay,
Dec. 17, 1944
- 362 Len Younce, vs. Washington, Dec.
19, 1943

HIGHEST PUNT AVERAGE, CAREER

- (Min.: 15 punts)
- 46.4 Steve Weahterford (18-836)
 - 43.8 Don Chandler (38-1664)
 - 41.0 Jeff Feagles (31-1,271)
 - 40.7 Sean Landeta (45-1832)
 - 40.6 Dave Jennings (18-730)

HIGHEST PUNT AVERAGE, GAME

- (Min.: 4 punts)
- 47.8 Don Chandler, at Baltimore,
Dec. 27, 1959 (6-287)
 - 47.0 Don Chandler, vs. Cleveland,
Dec. 21, 1958 (7-329)
 - 46.4 Steve Weatherford, at S.F.,
Jan. 22, 2012
 - 45.8 Steve Weatherford, vs. Atlanta,
Jan. 8, 2012 (4-183)
 - 45.7 Ken Strong, vs. Chi. Bears, Dec.
9, 1934 (6-274)
Don Chandler, vs. Baltimore,
Dec. 28, 1958 (6-274)

LONGEST PUNT

- 76 Ed Danowski, at Detroit,
Dec. 15, 1935
- 72 Charlie Conerly, at Cleveland,
Dec. 17, 1950
- 64 Don Chandler, vs. Cleveland,
Dec. 21, 1958

MOST PUNT RETURNS, CAREER

- 19 Phil McConkey
- 14 R.W. McQuarters
- 12 Dave Meggett
- 8 Amani Toomer
Will Blackmon

MOST PUNT RETURNS, GAME

- 7 Phil McConkey, vs. San Francisco,
Jan. 4, 1987
- 5 Phil McConkey, vs. Washington,
Jan. 11, 1987
Dave Meggett, at San Francisco,
Jan. 20, 1991
Amani Toomer, vs. Philadelphia,
Jan. 7, 2001
Will Blackmon, vs. Atlanta,
Jan. 8, 2012
- 4 Leon Bright, at Philadelphia,
Dec. 27, 1981
Phil McConkey, vs. San Francisco,
Dec. 29, 1985
R.W. McQuarters, at Green Bay,
Jan. 20, 2008

MOST FAIR CATCHES, CAREER

- 7 Dave Meggett
- 5 R.W. McQuarters
- 3 Ike Hilliard
Joe Morrison
- 2 Amani Toomer
Tiki Barber
Phil McConkey
Will Blackmon

MOST FAIR CATCHES, GAME

- 3 Dave Meggett, vs. Buffalo,
Jan. 27, 1991
Dave Meggett, vs. Minnesota,
Jan. 9, 1994
- 2 Joe Morrison, at Baltimore,
Dec. 27, 1959
Amani Toomer, vs. Minnesota,
Dec. 27, 1997
Tiki Barber, vs. Baltimore,
Jan. 28, 2001
R.W. McQuarters, at Tampa Bay,
Jan. 6, 2008
R.W. McQuarters, at Dallas,
Jan. 13, 2008
Will Blackmon, at San Francisco,
Jan. 22, 2012

MOST PUNT RETURN YARDS, CAREER

- 147 Phil McConkey
- 117 R.W. McQuarters
- 100 Dave Meggett
- 66 Ken Strong

MOST PUNT RETURN YARDS, GAME

- 66 Ken Strong, vs. Chi. Bears,
Dec. 9, 1934
- 57 Phil McConkey, vs. San Francisco,
Jan. 4, 1987
- 42 Dave Meggett, at San Francisco,
Jan. 20, 1991

**HIGHEST PUNT RETURN AVERAGE,
CAREER**

(Min.: 5 returns)

- 8.4 R.W. McQuarters (14-117)
- 8.3 Dave Meggett (12-100)
- 7.8 Lionel Manuel (6-47)
- 7.7 Phil McConkey (19-147)

**HIGHEST PUNT RETURN AVERAGE,
GAME**

(Min.: 3 returns)

- 22.0 Ken Strong, vs. Chicago Bears,
Dec. 9, 1934 (3-66)
- 11.0 Ike Hilliard, vs. Baltimore,
Jan. 28, 2001 (3-33)
Delvin Joyce, at San Francisco,
Jan. 5, 2003 (3-33)
- 9.7 Aaron Ross, at San Francisco,
Jan. 22, 2012
- 8.4 Dave Meggett, at San Francisco,
Jan. 20, 1991 (5-42)

LONGEST PUNT RETURN

- 42 Ken Strong, vs. Chicago Bears,
Dec. 9, 1934
- 26 Harry Newman, at Chicago Bears,
Dec. 17, 1933
- 25 Dave Brown, vs. Washington,
Dec. 19, 1943
Phil McConkey, vs. Denver,
Jan. 25, 1987
R.W. McQuarters, at Dallas,
Jan. 13, 2008

**MOST PUNT RETURN TOUCHDOWNS,
CAREER**

None

MOST KICKOFF RETURNS, CAREER

- 12 Domenik Hixon
- 10 Dave Meggett
- 8 Ron Dixon, Kenny Hill
- 7 Lee Rouson

MOST KICKOFF RETURNS, GAME

- 6 Ahmad Bradshaw, vs. Philadelphia,
Jan. 11, 2009
Chad Morton, vs. Carolina,
Jan. 8, 2006
Ron Dixon, vs. Baltimore,
Jan. 28, 2001
- 5 Joel Wells, at Green Bay,
Dec. 31, 1961
Leon Bright, at San Francisco,
Jan. 3, 1982
Delvin Joyce, at San Francisco,
Jan. 5, 2003
Domenik Hixon, at Green Bay,
Jan. 20, 2008
- 4 Kenny Hill, at San Francisco,
Dec. 29, 1984
Dave Meggett, at San Francisco,
Jan. 15, 1994

**MOST KICKOFF RETURN YARDS,
CAREER**

- 290 Domenik Hixon
- 272 Ron Dixon
- 180 Ahmad Bradshaw
- 173 Kenny Hill
- 167 Dave Meggett

MOST KICKOFF RETURN YARDS, GAME

- 180 Ahmad Bradshaw, vs. Philadelphia,
Jan. 11, 2009
- 153 Ron Dixon, vs. Baltimore,
Jan. 28, 2001
- 122 Chad Morton, vs. Carolina,
Jan. 8, 2006
- 121 R.W. McQuarters, at Green Bay,
Jan. 20, 2008
- 119 Ron Dixon, vs. Philadelphia,
Jan. 7, 2001
- 118 Delvin Joyce, at San Francisco,
Jan. 5, 2003

HIGHEST KICKOFF RETURN AVERAGE, CAREER

(Min.: 5 returns)

- 34.0 Ron Dixon (8-272)
- 30.0 Ahmad Bradshaw (6-180)
- 24.2 Domenik Hixon (12-290)
- 23.6 Delvin Joyce (5-118)
Ken Strong (5-118)
- 22.6 Leon Bright (5-113)

HIGHEST KICKOFF RETURN AVERAGE, GAME

(Min.: 3 returns)

- 31.0 Domenik Hixon, at Dallas, Jan. 13, 2008 (3-93)
- 30.0 Ahmad Bradshaw, vs. Philadelphia, Jan. 11, '09 (6-180)
- 27.3 Kenny Hill, at San Francisco, Dec. 29, 1984 (4-109)
- 25.5 Ron Dixon, vs. Baltimore, Jan. 28, 2001 (6-153)
- 24.2 Domenik Hixon, at Green Bay, Jan. 20, 2008 (5-121)
- 23.6 Delvin Joyce, at San Francisco, Jan. 5, 2003 (5-118)

LONGEST KICKOFF RETURN

- 97t Ron Dixon, vs. Philadelphia, Jan. 7, 2001
Ron Dixon, vs. Baltimore, Jan. 28, 2001
- 65 Ahmad Bradshaw, vs. Philadelphia, Jan. 11, 2009
- 53 Gene Filipski, vs. Chicago Bears, Dec. 30, 1956
- 51 Kenny Hill, at San Francisco, Dec. 29, 1984

MOST KICKOFF RETURNS TOUCHDOWNS, CAREER

- 2 Ron Dixon

MOST KICKOFF RETURNS TOUCHDOWNS, GAME

- 1 Ron Dixon, vs. Philadelphia, Jan. 7, 2001
Ron Dixon, vs. Baltimore, Jan. 28, 2001

MOST FUMBLES, CAREER

- 6 Phil Simms
- 4 Frank Gifford
Emlen Tunnell
- 3 Four tied

MOST FUMBLES, GAME

- 2 10 times. Most recently:
Maurice Carthon, vs. Washington, Jan. 11, 1987

MOST FUMBLES RECOVERED, CAREER

- 3 Alex Webster
- 2 Frank Gifford
Kenny Hill
Don Maynard
Devin Thomas
- 1 By many

MOST FUMBLES RECOVERED, GAME

- 2 Frank Gifford, vs. Cleveland, Dec. 21, 1958
Devin Thomas, at San Francisco, Jan. 22, 2012
- 1 By many

MOST FUMBLES RECOVERED FOR TOUCHDOWN

- 1 Mark Haynes, at Philadelphia, Dec. 27, 1981

LONGEST FUMBLE RETURN

- 40 Chase Blackburn, at Green Bay,
Jan. 15, 2012
- 24 Alex Webster, vs. Baltimore,
Dec. 28, 1958
- 9 Antrel Rolle, at Green Bay,
Jan. 15, 2012
- 8 Jim Lee Howell, vs. Chicago
Bears, Dec. 15, 1946

MOST SACKS, CAREER

- 9.5 Michael Strahan
- 7.0 Leonard Marshall
- 6.5 Lawrence Taylor
- 5.5 Osi Umenyiora

MOST SACKS, GAME

- 2.0 Lawrence Taylor, at San Francisco,
Dec. 29, 1984
- Leonard Marshall, vs. Denver,
Jan. 25, 1987
- Jim Burt, vs. San Francisco,
Dec. 29, 1985
- Lawrence Taylor, vs. L.A. Rams,
Jan. 7, 1990
- Leonard Marshall, at S.F.
Jan. 20, 1991
- Keith Hamilton, vs. Minnesota,
Jan. 9, 1994
- Michael Strahan, vs. Philadelphia,
Jan. 7, 2001
- Michael Strahan, vs. Carolina,
Jan. 8, 2006
- Justin Tuck, at N.E. (SB XLII),
Feb. 3, 2008
- Michael Boley, at Green Bay,
Jan. 15, 2012
- Osi Umenyiora, at Green Bay,
Jan. 15, 2012

TEAM

Most Points Scored

- 49 1-4-87 vs. San Francisco
- 47 12-30-56 vs. Chicago
- 41 1-14-01 vs. Minnesota
- 39 1-25-87 vs. Denver
- 38 1-5-03 at San Francisco
- 37 1-15-12 at Green Bay

Most Points Allowed

- 44 1-15-94 at San Francisco
- 39 1-5-03 at San Francisco
- 38 1-3-82 at San Francisco
- 37 12-21-41 at Chicago
12-31-61 at Green Bay

Fewest Points Scored

- 0 12-10-39 at Green Bay (Milw.)
12-19-43 vs. Washington
12-31-61 at Green Bay
1-5-86 at Chicago
1-8-06 vs. Carolina

Fewest Points Allowed

- 0 12-21-58 vs. Cleveland
1-11-87 vs. Washington
1-14-01 vs. Minnesota
- 2 1-8-12 vs. Atlanta
- 3 12-29-85 vs. San Francisco
1-4-87 vs. San Francisco
1-13-91 vs. Chicago

Most Points Scored By Both Teams

- 77 1-5-03 at San Francisco
(SF 39, NYG 38)
- 62 1-3-82 at San Francisco
(SF 38, NYG 24)
- 59 1-25-87 vs. Denver
(NYG 39, DEN 20)
- 57 1-15-12 at Green Bay
(NYG 37, GB 20)
- 54 12-30-56 vs. Chicago
(NYG 47, CHI 7)

Fewest Points Scored By Both Teams

- 10 12-21-58 vs. Cleveland
(NYG 10, CLE 0)
- 11 12-17-50 at Cleveland
(CLE 8, NYG 3)
- 17 1-11-87 vs. Washington
(NYG 17, WAS 0)

Most Touchdowns Scored

- 7 1-4-87 vs. San Francisco
- 6 12-30-56 vs. Chicago
- 5 1-5-03 at San Francisco
1-14-01 vs. Minnesota
1-25-87 vs. Denver

Most Touchdowns Allowed

- 6 1-15-94 at San Francisco
1-5-03 at San Francisco
1-3-82 at San Francisco
- 4 6 times; Most recently:
1-28-01 vs. Baltimore

Most Touchdowns Rushing

- 3 12-9-34 vs. Chicago
12-30-56 vs. Chicago

Most Touchdowns Rushing Allowed

- 6 1-15-94 at San Francisco
- 4 12-15-35 at Detroit
- 3 12-21-41 at Chicago
12-19-43 vs. Washington

Most Touchdowns Passing

- 5 1-14-01 vs. Minnesota
- 4 1-5-03 at San Francisco
1-4-87 vs. San Francisco
- 3 1-3-82 at San Francisco
1-25-87 vs. Denver
12-27-81 at Philadelphia
1-8-12 vs. Atlanta
1-15-12 at Green Bay

Most Touchdowns Passing Allowed

- 3 1-5-03 at San Francisco
- 12-31-61 at Green Bay
- 12-29-84 vs. San Francisco

Most Defensive Touchdowns

- 1 6 times; Most recently:
1-7-01 vs. Philadelphia

Most Defensive Touchdowns Allowed

- 1 5 times; Most recently:
1-28-01 vs. Baltimore

Most Points After Touchdown

- 7 1-4-87 vs. San Francisco
- 5 1-5-03 at San Francisco
- 1-14-01 vs. Minnesota
- 12-30-56 vs. Chicago

Most Points After Touchdown Allowed

- 5 1-15-94 at San Francisco
- 1-3-82 at San Francisco

Most Field Goals

- 5 12-27-97 vs. Minnesota
- 1-20-91 at San Francisco

Most Field Goals Allowed

- 3 6 times; Most Recently:
1-8-06 vs. Carolina

Most Field Goal Attempts

- 6 1-20-91 at San Francisco
- 5 12-27-97 vs. Minnesota
- 1-20-08 at Green Bay
- 1-11-09 vs. Philadelphia

Most First Downs

- 31 1-14-01 vs. Minnesota
- 26 1-5-03 at San Francisco
- 24 1-25-87 vs. Denver
- 1-27-91 vs. Buffalo
- 23 1-13-91 vs. Chicago

Most First Downs Allowed

- 27 12-28-58 vs. Baltimore
- 26 1-7-90 vs. Rams
- 25 1-15-94 at San Francisco
- 1-15-12 at Green Bay

Fewest First Downs

- 6 12-31-61 at Green Bay
- 8 12-21-41 at Chicago Bears
- 12-19-43 vs. Washington

Fewest First Downs Allowed

- 7 12-21-58 vs. Cleveland
- 9 12-17-50 at Cleveland
- 1-4-87 vs. San Francisco
- 1-14-01 vs. Minnesota

Most First Downs Rushing

- 16 1-13-91 vs. Chicago
- 12 1-4-87 vs. San Francisco
- 12-21-58 vs. Cleveland

Most First Downs Rushing Allowed

- 14 12-21-41 at Chicago Bears
- 12-15-35 at Detroit
- 13 1-8-06 vs. Carolina
- 1-15-94 at San Francisco
- 12 1-11-09 vs. Philadelphia
- 11 12-2-62 vs. Green Bay

Fewest First Downs Rushing

- 1 1-8-06 vs. Carolina
- 1-5-86 at Chicago
- 12-31-61 at Green Bay
- 2 1-28-01 vs. Baltimore
- 12-27-97 vs. Minnesota
- 3 12-28-58 vs. Baltimore
- 1-3-82 at San Francisco
- 1-15-94 at San Francisco
- 1-15-12 at Green Bay
- 1-22-12 at San Francisco

Fewest First Downs Rushing Allowed

- 0 1-13-91 vs. Chicago
- 1 1-20-91 at San Francisco
- 2 1-14-01 vs. Minnesota
12-21-58 vs. Cleveland
1-11-87 vs. Washington
1-4-87 vs. San Francisco
1-20-08 at Green Bay

Most First Downs Passing

- 19 1-14-01 vs. Minnesota
- 17 1-22-12 at San Francisco
- 16 1-5-03 at San Francisco
- 15 1-15-12 at Green Bay
- 13 1-25-87 vs. Denver
1-27-91 vs. Buffalo
2-3-08 at New England (SB XLII)
- 12 1-6-08 at Tampa
1-20-08 at Green Bay

Most First Downs Passing Allowed

- 18 1-7-90 vs. Rams
- 17 12-28-58 vs. Baltimore
2-3-08 at New England (SB XLII)
- 16 1-5-03 at San Francisco
12-29-84 at San Francisco
1-25-87 vs. Denver

Fewest First Downs Passing

- 1 12-29-43 vs. Washington
- 2 12-17-50 at Cleveland
12-21-41 at Chicago Bears
12-11-38 vs. Green Bay

Fewest First Downs Passing Allowed

- 2 12-17-50 at Cleveland
12-17-44 vs. Green Bay
12-10-29 at Green Bay
12-15-35 at Detroit

Most First Downs By Penalty

- 4 1-20-91 at San Francisco
1-20-08 at Green Bay
- 3 1-28-01 vs. Baltimore
1-15-94 at San Francisco
1-4-87 vs. San Francisco
12-23-84 at Rams
12-15-46 vs. Chicago Bears

Most First Downs By Penalty Allowed

- 4 1-11-09 vs. Philadelphia
1-22-12 at San Francisco
- 3 12-27-81 at Philadelphia
1-3-82 at San Francisco
12-29-85 vs. San Francisco
1-11-87 vs. Washington
1-20-08 at Green Bay

Most Net Yards Gained

- 518 1-14-01 vs. Minnesota
- 446 1-5-03 at San Francisco
- 442 1-8-12 vs. Atlanta
- 420 1-15-12 at Green Bay
- 399 1-25-87 vs. Denver
- 386 1-27-91 vs. Buffalo
- 377 1-20-08 at Green Bay

Most Net Yards Allowed

- 460 12-28-58 vs. Baltimore
- 448 1-7-90 vs. Rams
- 446 1-5-03 at San Francisco
- 423 1-3-82 at San Francisco
- 413 1-15-94 at San Francisco
- 412 12-29-84 at San Francisco

Fewest Net Yards Gained

- 112 12-19-43 vs. Washington
- 132 1-8-06 vs. Carolina
- 130 12-31-61 at Green Bay
- 150 12-17-50 at Cleveland
- 152 1-28-01 vs. Baltimore

Fewest Net Yards Allowed

86 12-21-58 vs. Cleveland
114 1-14-01 vs. Minnesota
165 12-9-34 at Green Bay
182 12-17-50 at Cleveland
184 1-4-87 vs. San Francisco

Most Rushing Yards Gained

216 1-4-87 vs. San Francisco
211 12-21-58 vs. Cleveland
194 1-13-91 vs. Chicago

Most Rushing Yards Allowed

246 12-15-35 at Detroit
223 1-8-06 vs. Carolina
207 12-21-41 at Chicago
181 12-31-61 at Green Bay

Fewest Rushing Yards Gained

31 12-31-61 at Green Bay
32 1-5-86 at Chicago
40 12-23-84 at Rams

Fewest Rushing Yards Allowed

24 12-21-58 vs. Cleveland
27 1-13-91 vs. Chicago
29 1-4-87 vs. San Francisco

Most Rushing Attempts

53 12-21-58 vs. Cleveland
48 1-13-91 vs. Chicago
46 1-11-87 vs. Washington

Most Rushing Attempts, Opponent

65 12-15-35 at Detroit
56 12-12-41 at Green Bay
51 12-10-39 at Green Bay

Fewest Rushing Attempts

13 1-8-06 vs. Carolina
14 12-31-61 at Green Bay
1-5-86 vs. Chicago
1-20-08 at Green Bay
16 1-28-01 vs. Baltimore
2-3-08 at New England
19 1-15-94 at San Francisco

Fewest Rushing Attempts, Opponent

9 1-14-01 vs. Minnesota
11 1-20-91 at San Francisco
13 12-21-58 vs. Cleveland
14 1-7-01 vs. Philadelphia
16 1-11-87 vs. Washington
1-13-91 vs. Chicago

Most Passing Yards Gained

380 1-14-01 vs. Minnesota
327 1-5-03 at San Francisco
325 1-15-12 at Green Bay
281 1-3-82 at San Francisco
270 1-8-12 vs. Atlanta
267 1-22-12 at San Francisco
263 1-25-87 vs. Denver
247 2-3-08 at New England (SB XLII)

Most Passing Yards Allowed

356 1-5-03 at San Francisco
322 12-28-58 vs. Baltimore
320 1-25-87 vs. Denver
302 1-7-90 vs. Rams

Fewest Passing Yards Gained

9 12-17-50 at Cleveland
57 12-19-43 vs. Washington
73 12-21-41 at Chicago
82 1-11-87 vs. Washington
86 1-28-01 vs. Baltimore

Fewest Passing Yards Allowed

29 12-17-50 at Cleveland
52 12-15-35 at Detroit
60 1-14-01 vs. Minnesota

Most Passes Attempted

58 1-22-12 at San Francisco
 44 1-5-03 at San Francisco
 12-29-84 at San Francisco
 41 12-30-62 vs. Green Bay
 40 12-27-59 at Baltimore
 1-14-01 vs. Minnesota
 1-20-08 at Green Bay

Most Passes Attempted, Opponent

50 1-11-87 vs. Washington
 48 12-29-85 vs. San Francisco
 47 12-30-56 vs. Chicago
 46 1-15-12 at Green Bay

Fewest Passes Attempted

12 12-9-34 vs. Chicago
 13 12-15-35 at Detroit

Fewest Passes Attempted, Opponent

5 12-15-35 at Detroit
 9 12-17-50 at Cleveland
 10 12-10-39 at Green Bay

Most Pass Completions

32 1-22-12 at San Francisco
 29 1-5-03 at San Francisco
 1-14-01 vs. Minnesota
 25 12-29-84 at San Francisco
 23 1-8-12 vs. Atlanta
 22 12-23-84 at Rams
 1-25-87 vs. Denver

Most Pass Completions Allowed

29 2-3-08 at New England (SB XLII)
 28 1-5-03 at San Francisco
 26 12-28-58 at Baltimore
 12-29-85 vs. San Francisco
 1-25-87 vs. Denver
 1-15-12 at Green Bay

Fewest Pass Completions

3 12-17-50 at Cleveland
 12-21-41 at Chicago
 4 12-15-35 at Detroit
 12-19-43 vs. Washington

Fewest Pass Completions Allowed

2 12-15-35 at Detroit
 3 12-17-50 at Cleveland
 12-17-44 vs. Green Bay

Most Passes Had Intercepted

6 12-10-39 at Green Bay
 12-15-46 vs. Chicago Bears
 5 12-29-63 at Chicago
 4 1-28-01 vs. Baltimore
 12-31-61 at Green Bay
 12-17-44 vs. Green Bay

Most Opponent Passes Intercepted

3 7 times; Most recently:
 1-14-01 vs. Minnesota

Most Punts

13 12-17-33 at Chicago
 12 12-22-12 at San Francisco
 11 1-28-01 vs. Baltimore
 10 12-17-44 vs. Green Bay
 12-19-43 vs. Washington

Most Punts, Opponent

10 5 times; Most recently:
 1-28-01 vs. Baltimore

Fewest Punts

1 1-14-01 vs. Minnesota
 2 1-11-09 vs. Philadelphia
 3 4 times; Most recently:
 1-20-91 at San Francisco

Fewest Punts, Opponent

2 3 times; Most recently:
 1-13-91 vs. Chicago

Most Penalties

- 11 12-17-44 vs. Green Bay
- 9 1-22-12 at San Francisco
- 8 1-3-82 at San Francisco
- 6 12-15-46 vs. Chicago Bears
12-30-56 vs. Chicago
1-11-87 vs. Washington
1-25-87 vs. Denver
1-28-01 vs. Baltimore

Most Penalties, Opponent

- 14 1-3-82 at San Francisco
- 11 1-4-87 vs. San Francisco
1-13-08 at Dallas
- 10 12-23-84 at Rams
12-21-41 at Chicago Bears

Most Fumbles

- 6 12-21-58 vs. Cleveland
12-28-58 vs. Baltimore
- 5 12-31-61 at Green Bay
12-9-34 vs. Chicago Bears
1-20-08 at Green Bay

Most Fumbles, Opponent

- 5 12-27-81 at Philadelphia
12-9-34 vs. Chicago Bears
- 4 12-27-97 vs. Minnesota
12-15-35 at Detroit
1-22-12 at San Francisco

Most Fumbles Lost

- 5 12-21-58 vs. Cleveland
- 4 12-28-58 vs. Baltimore
- 3 1-7-01 vs. Philadelphia
12-15-35 at Detroit
1-11-87 vs. Washington

Most Fumbles Lost, Opponent

- 4 12-15-35 at Detroit
- 3 1-15-12 at Green Bay
- 2 Many times, Most recently:
1-22-12 at San Francisco

GIANTS POSTSEASON CAPSULES

1933-BEARS 23, GIANTS 21

NFL Championship

Dec. 17 at Wrigley Field (26,000)

First NFL title game... Billy Karr scored game-winning touchdown with less than a minute to go on 32-yard lateral play... It was Karr's second TD of game...Giant QB Harry Newman completed remarkable (at the time) 12 of 17 for 201 yards and 2 TD's.

GIANTS (11-4) 0 7 7 7 21

Chicago (11-2-1) 3 3 10 7 23

Chicago – Manders 16 field goal

Chicago – Manders 40 field goal

Giants – Badgro 29 pass from Newman (Strong kick)

Chicago – Manders 15 field goal

Giants – Krause 1 run (Strong kick)

Chicago – Karr 8 pass from Nagurski (Manders kick)

Giants – Strong 8 pass from Newman (Strong kick)

Chicago – Karr 19 lateral from Hewitt after 13 pass from Nagurski (Brumbaugh kick)

1935-LIONS 26, GIANTS 7

NFL Championship

Dec. 15 at U. of Detroit Stadium (15,000)

Giants were foiled by snow-sleet-rain and Detroit's concentration of stopping Ed Danowski's passing... Lions rushed for 4 TDs. First two by Ace Gutowsky and Dutch Clark on first two drives...Giants' lone score came on Danowski to Ken Strong bomb.

GIANTS (9-4) 0 0 7 0 7

Detroit (8-3-2) 13 0 0 13 26

Detroit – Gutowsky 5 run (Presnell kick)

Detroit – Clark 40 run (kick failed)

Giants – Strong 42 pass from Danowski (Strong kick)

Detroit – Caddell 4 run (kick failed)

Detroit – Parker 4 run (Moldena kick)

1938-GIANTS 23, PACKERS 17

NFL Championship

Dec. 11 at Polo Grounds (48,120)

NFL CHAMPIONS

Battered Giants prevailed in bruising battle... Winning TD came on third-quarter pass from Ed Danowski to Hank Soar...Two blocked punts led to nine first quarter points for Giants..Ward Cuff defended last-second Arnie Herber pass into end zone.

Green Bay (8-4) 0 14 3 0 17

GIANTS (9-2-1) 9 7 7 0 23

Giants – Cuff 13 field goal

Giants – Leemans 6 run (kick failed)

G. B. – Mullenaux 40 pass from Herber (Engebretsen kick)

Giants – Barnard 21 pass from Danowski (Cuff kick)

G. B. – Hinkle 1 run (Engebretsen kick)

G. B. – Engebretsen 15 field goal

Giants – Soar 23 pass from Danowski (Cuff kick)



PRO FOOTBALL HALL OF FAME

1934-GIANTS 30, BEARS 13

NFL Championship

Dec. 9 at Polo Grounds (35,059)

NFL CHAMPIONS

"The Sneakers Game"... Giants switched from cleats to sneakers to start second half for better traction on icy field... Trailing early in fourth quarter vs. unbeaten Bears, they scored 27 unanswered points...Ken Strong tallied 2 TDs and 17 points for first Giant title team.

Chicago (13-1) 0 10 3 0 13

GIANTS (9-5) 3 0 0 27 30

Giants – Strong 38 field goal

Chicago – Nagurski 1 run (Manders kick)

Chicago – Manders 17 field goal

Chicago – Manders 22 field goal

Giants – Frankian 28 pass from Danowski (Strong kick)

Giants – Strong 42 run (Strong kick)

Giants – Strong 11 run (kick failed)

Giants – Danowski 9 run (Molenda kick)

1939-PACKERS 27, GIANTS 0

NFL Championship

Dec. 10 at State Fair Park (32,279)

In cold, windy Milwaukee, Green Bay exacted revenge for previous year's title game defeat... Packers pulled away in third quarter on TD pass from Cecil Isbell to Joe Laws... Giants held to 7 first downs, 149 yards...Coach Steven Owen missed game to attend mother's funeral.

GIANTS (9-2-1) 0 0 0 0 0

Green Bay(10-2) 7 0 10 10 27

G. B. – Gantenbein 7 pass from Herber (Engebretsen kick)

G. B. – Engebretsen 23 field goal

G. B. – Laws 31 pass from Isbell (Engebretsen kick)

G. B. – Smith 42 field goal

G. B. – Janowski 1 run (Smith kick)

GIANTS POSTSEASON CAPSULES

1941-BEARS 37, GIANTS 9

NFL Championship

Dec. 21 at Wrigley Field (13,341)

Chicago successfully followed up 73-0 trouncing of Redskins in previous year's title tilt... Game played two weeks after bombing of Pearl Harbor. Ward Cuff FG tied score at 9-9 early in third quarter... Then Norm Standlee ran for two TDs to start Bears rout.

GIANTS (8-4) 6 0 3 0 9

Chicago (11-1) 3 6 14 14 37

Chicago – Snyder 14 field goal

Giants – Franck 31 pass from Leemans (kick blocked)

Chicago – Snyder 39 field goal

Chicago – Snyder 37 field goal

Giants – Cuff 16 field goal

Chicago – Standlee 2 run (Snyder kick)

Chicago – Standlee 7 run (Maniaci kick)

Chicago – McAfee 5 run (Artoe kick)

Chicago – Kavanaugh 42 fumble return (McLean kick)

1943-REDSKINS 28, GIANTS 0

Eastern Division Playoff

Dec. 19 at Polo Grounds (42,800)

Giants stunned Washington in last two weeks of regular season, 14-10 and 31-7 to force playoff... Redskins' Andy Farkas ran for 3 touchdowns... And QB Sammy Baugh, contained previous two weeks, completed 16 of 21... Giant offense could manage only 112 yards.

Washington (7-3-1) 0 14 0 14 28

GIANTS (6-4-1) 0 0 0 0 0

Wash. – Farkas 2 run (Masterson kick)

Wash. – Farkas 2 run (Masterson kick)

Wash. – Farkas 1 run (Masterson kick)

Wash. – Lapka 11 pass from Baugh (Masterson kick)

1944-PACKERS 14, GIANTS 7

NFL Championship

Dec. 17 at Polo Grounds (46,016)

Green Bay FB Ted Fritsch scored pair of second period TDs... Giants got on board early in final quarter on Ward Cuff plunge... Giant QB Arnie Herber, former Packer called out of retirement for season, was intercepted at GB-20 in final minutes.

Green Bay (9-2) 0 14 0 0 14

GIANTS (8-2-1) 0 0 0 7 7

G. B. – Fritsch 1 run (Huston kick)

G. B. – Fritsch 26 pass from Comp (Huston kick)

Giants – Cuff 1 run (Strong kick)

1946-BEARS 24, GIANTS 14

NFL Championship

Dec. 15 at Polo Grounds (58,346)

Betting scandal hit Giants stars Frankie Filchok and Merle Hapes day before game... Filchok, allowed to play, threw pair of third-quarter TDs despite broken nose, to even score at 14-14... But he also threw 6 INTs... Chicago QB Sid Luckman ran for go-ahead TD.

Chicago (9-2-1) 14 0 0 10 24

GIANTS (7-4-1) 7 0 0 7 0 14

Chicago – Kavanaugh 21 pass Norm Luckma (Maznicki kick)

Chicago – Magnani 19 interception return (Maznicki kick)

Giants – Liebel 38 pass from Filchok (Strong kick)

Giants – Filipowicz 5 pass from Filchok (Strong kick)

Chicago – Luckman 19 run (Maznicki kick)

Chicago – Maznicki 26 field goal

1950-BROWNS 8, GIANTS 3

American Conference Playoff

Dec. 17 at Cleveland Stadium (33,054)

Giants beat Cleveland, new to NFL from AAFC, twice in first five games, 6-0 and 17-3... Game played in 10° with minus wind-chill on rock-hard field... Defensive struggle was won by second Lou Groza FG with 58 seconds left in fourth quarter to snap 3-3 tie.

GIANTS (10-3) 0 0 0 0 3 3

Cleveland (11-2) 3 0 0 5 8

Cleve. – Groza 11 field goal

Giants – Clay 20 field goal

Cleve. – Groza 28 field goal

Cleve. – Safety: Willis tackled Conerly in end zone

1956-GIANTS 47, BEARS 7

NFL Championship

Dec. 30 at Yankee Stadium (56,836)

NFL CHAMPIONS

Following "Sneakers Game" script, Giants came out in basketball shoes and iced Chicago... Mel Triplett opened scoring... Two Ben Agajanian FGs and two Alex Webster-TD pops helped Giants to 34-7 halftime lead... Charlie Conerly closed rout with pair of scoring passes.

Chicago (9-3-1) 0 7 0 0 7

GIANTS (9-3-1) 13 21 6 7 47

Giants – Triplett 17 run (Agajanian kick)

Giants – Agajanian 17 field goal

Giants – Agajanian 43 field goal

Giants – Webster 3 run (Agajanian kick)

Chicago – Casares 9 run (Blanda kick)

Giants – Webster 1 run (Agajanian kick)

Giants – Moore blocked punt rec. in end zone (Agajanian kick)

Giants – Rote 9 pass from Conerly (kick failed)

Giants – Gifford 14 pass from Conerly (Agajanian kick)



GETTY IMAGES

GIANTS POSTSEASON CAPSULES

1958-GIANTS 10, BROWNS 0

Eastern Conference Playoff

Dec. 21 at Yankee Stadium (61,174)

Giants beat Cleveland twice in regular season, second time on final day, 13-10, on Pat Summerall FG in the snow... In playoff, Giants scored lone TD on Frank Gifford to Charlie Conerly lateral... Defense, meanwhile, held Jim Brown to career-low 8 yards on 7 carries.

Cleveland (9-4) 0 0 0 0 0 0

GIANTS (10-3) 7 3 0 0 0 10

Giants — Conerly 10 lateral from Gifford after 8 run (Summerall kick)

Giants — Summerall 26 field goal



1958-COLTS 23, GIANTS 17

NFL Championship

Dec. 28 at Yankee Stadium (64,185)

"The Greatest Game Ever Played..." Giants led 17-14 early in fourth period on Charlie Conerly TD pass to Frank Gifford... Baltimore's Steve Myhra tied it on FG with just 7 seconds in regulation... Then Alan Ameche won it on 1-yard run at 8:15 of sudden death.

Baltimore (10-3) 0 14 0 3 6 23

GIANTS (10-4) 3 0 7 7 0 17

Giants — Summerall 36 field goal

Balt. — Ameche 2 run (Myhra kick)

Balt. — Berry 15 pass from Unitas (Myhra kick)

Giants — Triplett 1 run (Summerall kick)

Giants — Gifford 15 pass from Conerly (Summerall kick)

Balt. — Myhra 20 field goal

Balt. — Ameche 1 run (no kick)

1959-COLTS 31, GIANTS 16

NFL Championship

Dec. 27 at Memorial Stadium (57,545)

Three Pat Summerall FGs gave Giants 9-7 edge heading into fourth quarter... Then Baltimore dashed hopes of the 1958 fantastic finish with 24 straight points... Johnny Unitas ran for one TD and passed for two... Giants' Bob Schnelker caught 9 passes for 178 yards.

GIANTS (10-3) 3 3 3 7 16

Baltimore (10-3) 7 0 0 24 31

Balt. — Moore 59 pass from Unitas (Myhra kick)

Giants — Summerall 23 field goal

Giants — Summerall 37 field goal

Giants — Summerall 22 field goal

Balt. — Unitas 4 run (Myhra kick)

Balt. — Richardson 12 pass from Unitas (Myhra kick)

Balt. — Sample 42 interception return (Myhra kick)

Balt. — Myhra 25 field goal

Giants — Schnelker 32 pass from Conerly (Summerall kick)

1961-PACKERS 37, GIANTS 0

NFL Championship

Dec. 31 at City Stadium (39,029)

Brutal Green Bay cold contributed to Kyle Rote's dropping of two sure TDs in first half... Packers capitalized with 24 second-period points... QB Bart Starr threw three TD passes, two to Ron Kramer... Paul Hornung, on leave from Army duty scored 19 points.

GIANTS (10-4-1) 0 0 0 0 0 0

Green Bay (12-3) 0 24 10 3 37

G. B. — Hornung 6 run (Hornung kick)

G. B. — Dowler 13 pass from Starr (Hornung kick)

G. B. — Kramer 14 pass from Starr (Hornung kick)

G. B. — Hornung 17 field goal

G. B. — Hornung 22 field goal

G. B. — Kramer 13 pass from Starr (Hornung kick)

G. B. — Hornung 19 field goal

1962-PACKERS 16, GIANTS 7

NFL Championship

Dec. 30 at Yankee Stadium (64,892)

Giants' Erich Barnes blocked Max McGee end zone punt and rookie Jim Collier recovered for TD... That cut Green Bay's third-quarter lead to 10-7... But Jerry Kramer's second and third FGs, stern defense and icy winds helped Pack hold off Giants.

Green Bay (14-1) 3 7 3 3 16

GIANTS (12-3) 0 0 7 0 7

G. B. — Kramer 26 field goal

G. B. — Taylor 7 run (Kramer kick)

Giants — Collier blocked punt recovery in end zone

(Chandler kick)

G. B. — Kramer 29 field goal

G. B. — Kramer 30 field goal

GIANTS POSTSEASON CAPSULES

1963-BEARS 14, GIANTS 10

NFL Championship

Dec. 29 at Wrigley Field (45,801)

Bitter cold was again the rule... Y.A. Tittle's TD toss to Frank Gifford and Don Chandler FG gave Giants 10-7 halftime lead... But Tittle's wrenched knee led to 5 interceptions... One INT set up Chicago QB Bily Wade's second TD sneak in third quarter.

GIANTS (11-4) 7 3 0 0 10


Chicago (12-1-2) 7 0 7 0 14

Giants – Gifford 14 pass from Tittle (Chandler kick)

Chicago – Wade 2 run (Jencks kick)

Giants – Chandler 13 field goal

Chicago – Wade 1 run (Jencks kick)



WIREIMAGE

1981-GIANTS 27, EAGLES 21

NFC Wild Card Game

Dec. 27 at Veterans Stadium (71,611)

Giants made most of first post-season appearance in 18 years... Three Scott Brunner TD passes and Mark Haynes end-zone recovery of fumbled kickoff opened 27-7 lead by halftime... Rob Carpenter helped Giants control ball rest of way with 161 rushing yards.

GIANTS (10-7) 20 7 0 0 27

Philadelphia (10-7) 0 7 7 7 21

Giants – Bright 9 pass from Brunner (kick failed)

Giants – Mistler 10 pass from Brunner (Danelo kick)

Giants – Haynes fumble recovery in end zone (Danelo kick)

Phila. – Carmichael 15 pass from Jaworski (Franklin kick)

Giants – Mullady 22 pass from Brunner (Danelo kick)

Phila. – Montgomery 6 run (Franklin kick)

Phila. – Montgomery 1 run (Franklin kick)

1984-GIANTS 16, RAMS 13

NFC Wild Card Game

Dec. 23 at Anaheim Stadium (67,037)

Conservative offense, big-play defense led to second Giant wild-card triumph in four years... Rob Carpenter ran for TD and Ali Haji-Sheikh booted 3 FGs... Leonard Marshall, Terry Kinard made key second-half tackles... Phil Simms completed 22 of 31 for 179 yards.

GIANTS (10-7) 10 0 6 0 16

L. A. Rams (10-7) 0 3 7 3 13

Giants – Haji-Sheikh 37 field goal

Giants – Carpenter 1 run (Haji-Sheikh kick)

L. A. Rams – Lansford 38 field goal

Giants – Haji-Sheikh 39 field goal

L. A. Rams – Dickerson 14 run (Lansford kick)

Giants – Haji-Sheikh 36 field goal

L. A. Rams – Lansford 22 field goal

1981-49ERS 38, GIANTS 24

NFC Divisional Playoff

Jan. 3, 1982 at Candlestick Park (58,360)

Joe Montana (304 yards) passed 49ers to 24-10 halftime lead... Giants cut it to 24-17 on second of three Scott Brunner TD tosses, to Johnny Perkins... 49ers answered with TDs by Bill Ring (after Gary Jeter unsportmanlike-conduct penalty) and Ronnie Lott (with INT).

GIANTS (10-8) 7 3 7 7 24

San Francisco (14-3) 7 17 0 14 38

S. F. – Young 8 pass from Montana (Wersching kick)

Giants – Gray 72 pass from Brunner (Danelo kick)

S. F. – Wersching 22 field goal

S. F. – Solomon 58 pass from Montana (Wersching kick)

S. F. – Patton 25 run (Wersching kick)

Giants – Danelo 48 field goal

Giants – Perkins 59 pass from Brunner (Danelo kick)

S. F. – Ring 3 run (Wersching kick)

S. F. – Lott 20 interception return (Wersching kick)

Giants – Perkins 17 pass from Brunner (Danelo kick)

1984-49ERS 21, GIANTS 10

NFC Divisional Playoff

Dec. 29 at Candlestick Park (60,303)

Giants' playoff road again ended in San Francisco... Joe Montana passed for three first-half TDs, two in first 7 minutes for 14-0 lead... Harry Carson INT-return TD and Ali Haji-Sheikh FG cut it to 14-10... But Giants could get no closer.

GIANTS (10-8) 0 10 0 0 10

San Francisco (16-1) 14 7 0 0 21

S. F. – Clark 21 pass from Montana (Wersching kick)

S. F. – Francis 9 pass from Montana (Wersching kick)

Giants – Haji-Sheikh 46 field goal

Giants – Carson 14 interception return (Haji-Sheikh kick)

S. F. – Solomon 29 pass from Montana (Wersching kick)

GIANTS POSTSEASON CAPSULES

1985- GIANTS 17, 49ERS 3

NFC Wild Card Game

Dec. 29 at Giants Stadium (75, 842)

Giants' first post-season home game since 1962, and first ever at Giants Stadium...They took lead they never lost on Eric Schubert FG... Phil Simms fired TDs to TEs Mark Bavaro, Don Hasselbeck...Joe Morris rushed for 141 yards...Jim Burt sacked Joe Montana twice.

San Francisco (10-7) 0 3 0 0 3

GIANTS (11-6) 3 7 7 0 17

Giants – Schubert 47 field goal

Giants – Bavaro 18 pass from Simms (Schubert kick)

S. F. – Wersching 21 field goal

Giants – Hasselbeck 3 pass from Simms (Schubert kick)

1985-BEARS 21, GIANTS 0

NFC Divisional Playoff

Jan. 5, 1986 at Soldier Field (62,076)

Giants blanked by frigid Lake Michigan wind and Bears' 46 Defense... Gust blew ball from Sean Landeta's hand near goal line in first quarter, with Shaun Gayle running punt in for opening score... Giants managed only 32 yards on ground, 181 total.

GIANTS (11-7) 0 0 0 0 0

Chicago (16-1) 7 0 14 0 21

Chicago – Gayle 5 punt return (Butler kick)

Chicago – McKinnon 23 pass from McMahon (Butler kick)

Chicago – McKinnon 20 pass from McMahon (Butler kick)

1986- GIANTS 49, 49ERS 3

NFC Semifinal Game

Jan. 4, 1987 at Giants Stadium (76,034)

Shocking romp over Niners began with Phil Simms-to-Mark Bavaro TD pass... Jim Burt blasted Joe Montana unconscious, but not before Frisco QB threw INT that Lawrence Taylor ran in for 28-0 lead at half... Joe Morris rushed for 159 yards, 2 TDs...Simms completed just 9 passes, but 4 for scores.

San Francisco (10-6-1) 3 0 0 0 3

GIANTS (15-2) 7 21 21 0 49

Giants – Bavaro 24 pass from Simms (Allegre kick)

S. F. – Wersching 26 field goal

Giants – Morris 45 run (Allegre kick)

Giants – Johnson 15 pass from Simms (Allegre kick)

Giants – Taylor 34 interception return (Allegre kick)

Giants – McConkey 28 pass from Simms (Allegre kick)

Giants – Mowatt 29 pass from Simms (Allegre kick)

Giants – Morris 2 run (Allegre kick)

1986- GIANTS 17, REDSKINS 0

NFC Championship

Jan. 11, 1987 at Giants Stadium (76,633)

Giants won toss and, in face of 35-mph winds, chose to defend goal... That was game's most important call... TDs by Lionel Manuel and Joe Morris and Raul Allegre FG produced 17-0 halftime lead... Defense took control in second half and in middle of paper blizzard, Giants gained berth in their first Super Bowl.

Washington (14-5) 0 0 0 0 0

GIANTS (16-2) 10 7 0 0 17

Giants – Allegre 47 field goal

Giants – Manuel 11 pass from Simms (Allegre kick)

Giants – Morris 1 run (Allegre kick)

1986- GIANTS 39, BRONCOS 20

Super Bowl XXI

Jan. 25, 1987 at Rose Bowl (101,063)

WORLD CHAMPIONS



Giants trailed by only 10-9 at half, thanks to their D... Broncos had first-and-goal at Giant 1 but couldn't score... Then George Martin sacked QB John Elway for safety... Offense roared to life with 30-point second half... MVP Phil Simms completed 22 of 25 for 268 yards, 3 TDs, 0 INTs.

Denver (13-6) 10 0 0 10 20

GIANTS (17-2) 7 2 17 13 39

Denver – Karlis 48 field goal

Giants – Mowatt 6 pass from Simms (Allegre kick)

Denver – Elway 4 run (Karlis kick)

Giants – Safety: Martin tackles Elway in end zone

Giants – Bavaro 13 pass from Simms (Allegre kick)

Giants – Allegre 21 field goal

Giants – Morris 1 run (Allegre kick)

Giants – McConkey 5 pass from Simms (Allegre kick)

Denver – Karlis 28 field goal

Giants – Anderson 2 run (kick failed)


Denver – Johnson 47 pass from Elway (Karlis kick)



1986 Super Bowl ring



1990 Super Bowl ring



WIREIMAGE

GIANTS POSTSEASON CAPSULES

1989- RAMS 19, GIANTS 13 (OT)

NFC Divisional Playoff

Jan. 7, 1990 at Giants Stadium (76,325)

Giants dominated first half with 6-0 edge, then yielded last-second TD after costly interception...Regained lead at 13-7, only to have Rams knot it and send it into OT. Borderline pass interference call in overtime led to winning Rams' TD.

L. A. Rams (13-5) 0 7 0 6 6 19

GIANTS (12-5) 6 0 7 0 0 13

Giants — Allegre 35 field goal

Giants — Allegre 41 field goal

L. A. Rams — Anderson 20 pass from Everett (Lansford kick)

Giants — O. Anderson, 2 run (Allegre kick)

L. A. Rams — Lansford 31 field goal

L. A. Rams — Lansford 22 field goal

L. A. Rams — Anderson 30 pass from Everett (kick failed)

1990- GIANTS 31, BEARS 3

NFC Divisional Playoff

Jan. 13, 1991 at Giants Stadium (77,025)

After jumping to an early 10-0 lead, the Giants' defense did a strangulation job on the Bears' vaunted rushing attack, limiting the visitors to just 27 total rushing yards and zero first downs... Jeff Hostetler hit on just 10 pass completions for 112 yards, but two went for TDs and he scored another on a 3-yard run in his first-ever playoff action... Giants also had a pair of interceptions by Mark Collins and Everson Walls to complete the rout.

Chicago (12-6) 0 3 0 0 3

GIANTS (14-3) 10 7 7 7 31

Giants — Bahr 46 field goal

Giants — Baker 21 pass from Hostetler (Bahr kick)

Chicago — Butler 33 field goal

Giants — Cross 5 pass from Hostetler (Bahr kick)

Giants — Hostetler 3 run (Bahr kick)

Giants — Carthon 1 run (Bahr kick)

1990-GIANTS 15, 49ers 13

NFC Championship

Jan. 20, 1991 at Candlestick Park (65,750)



One of the most exciting championship games in Giants history as the Big Blue blunted the Niners quest for a third straight Super Bowl on Matt Bahr's 42-yard FG at the gun...Key plays included Erik Howard's jarring tackle on Roger Craig which produced a fumble, recovered by Lawrence Taylor with just 2:36 left to play, and a 30-yard run on a fake punt by LB Gary Reasons that set up a FG to close the gap to 13-12 midway through the final period... Bahr booted an NFC championship record five FGs in the fray and DE Leonard Marshall won Defensive Player of the Week honors with four tackles, two QB sacks and two forced fumbles, with one of the sacks a hellacious hit on Joe Montana that knocked him out of the game with multiple injuries.

GIANTS (15-3) 3 3 3 6 15

San Francisco (15-3) 3 3 7 0 13

S. F. — Cofer 47 field goal

Giants — Bahr 28 field goal

Giants — Bahr 42 field goal

S. F. — Cofer 35 field goal

S. F. — Taylor 61 pass from Montana (Cofer kick)

Giants — Bahr 46 field goal

Giants — Bahr 38 field goal

Giants — Bahr 42 field goal

1990- GIANTS 20, BILLS 19

Super Bowl XXV

Jan. 27, 1991 at Tampa Stadium (73,813)



WORLD CHAMPIONS

As if the Giants' NFC title win over the 49ers was not exciting enough, this Super Bowl championship win over the Bills was every bit as thrilling and, in fact, has been called the best Super Bowl game ever...Gutsy Giants bounced back from a 12-3 deficit to take a 17-12 lead after a Super Bowl record 9:29 drive in the third period, gave up a go-ahead Bills' TD, and then won it when Matt Bahr drilled a 21-yard FG late in the game and when his counterpart, Scott Norwood of the Bills, misfired on a 47-yard attempt with four seconds left...Otis Anderson rushed for 102 yards and won the MVP Award as the Giants also set an all-time Super Bowl record with 40:33 possession time.



GETTY IMAGES

Buffalo (15-4) 3 9 0 7 19

GIANTS (16-3) 3 7 7 3 20

Giants — Bahr 28 field goal

Buffalo — Norwood 23 field goal

Buffalo — Smith 1 yard run (Norwood kick)


Buffalo — B. Smith safety (tackled Hostetler in end zone)

Giants — Baker 14 pass from Hostetler (Bahr kick)

Giants — Anderson, 1 run (Bahr kick)

Buffalo — Thomas, 31 run (Norwood kick)

Giants — Bahr 21 field goal



GETTY IMAGES

GIANTS POSTSEASON CAPSULES

1993- GIANTS 17, VIKINGS 10

NFC Wild Card Game

Jan. 9, 1994 at Giants Stadium (75,089)

It was Giants football Dan Reeves' style, as the Giants won the toss and elected to defend the east goal, taking the wind (17 mph at kickoff) in the first quarter. The Giants scored on their first possession, a PK David Treadwell 26-yard FG, but the Vikings took a 10-3 half-time lead on a Jim McMahon-to-Cris Carter 40-yard TD pass and a PK Fuad Reveziz 36-yard FG. Giants RB Rodney Hampton exploded in the third quarter, scoring on runs of 51 and 2 yards. Hampton finished the day with 161 yards on 33 carries to tie the team postseason marks in each category. The Giants defense did not allow Minnesota to run a single play inside the Giants 20-yard line all day.

Minnesota (9-8) 0 10 0 0 10

GIANTS (12-5) 3 0 14 0 17

Giants - Treadwell 26 field goal

Vikings - C.Carter 40 pass from McMahon (Reveziz kick)

Vikings - Reveziz 52 field goal

Giants - Hampton 51 run (Treadwell kick)

Giants - Hampton 2 run (Treadwell kick)

1993- 49ers 44, GIANTS 3

NFC Divisional Playoff Game

Jan. 15, 1994 at Candlestick Park (67,143)

The '49ers ended the Giants' season in dominant fashion as SF scored on its first three possessions for a 16-0 lead. The Giants only score of the day came on a PK David Treadwell 25-yard FG in the second quarter, but the Giants trailed at the half, 23-3. After allowing just seven rushing TDs the entire regular season, the Giants defense watched SF RB Ricky Watters set an NFL postseason single-game record as he scored five rushing TDs. Watters rushed for 118 yards on 24 carries, while Giants RB Rodney Hampton rushed for just 12 yards. The game marked the end of Giants LB Lawrence Taylor's 13-year career as he announced his retirement following the game. The 44 points were the most ever allowed by the Giants in a postseason game.

GIANTS (12-6) 0 3 0 0 3

San Francisco (11-6) 9 14 14 7 44

49ers - Watters 1 run (kick no good)

49ers - Cofer 29 field goal

49ers - Watters 1 run (Cofer kick)

49ers - Watters 2 run (Cofer kick)

Giants - Treadwell 25 field goal

49ers - Watters 6 run (Cofer kick)

49ers - Watters 2 run (Cofer kick)

49ers - Logan 2 run (Cofer kick)

1997- VIKINGS 23, GIANTS 22

NFC Wild Card Game

Dec. 27, 1997 at Giants Stadium (77,710)

In a stunning collapse, the Giants watched a nine-point lead evaporate in the final two minutes of the game as the season ended in a 23-22 loss to Minnesota. The Giants were in front, 22-13, at the two-minute warning, but the Vikings were at the Giants 49-yard line following a 26-yard punt by P Brad Maynard. Vikings QB Randall Cunningham completed a 19-yard pass to WR Cris Carter to get the Vikings to the Giants 30-yard line with 1:38 left to play, and then he completed a 30-yard touchdown pass to WR Jake Reed to close the gap to 22-20. Minnesota executed an onside kick on the ensuing kickoff that bounced off WR Chris Calloway and into the hands of Minnesota WR Chris Walsh at the Vikings 39. Faced with a third-and-four situation, Cunningham fired a slant pass to Carter, who turned the play into a 21-yard gain to the Giants 34-yard line. A pass interference call gave the Vikings a first down at the Giants 21 with 50 seconds left. Vikings RB Robert Smith ran up the middle for 16 yards to the Giants five to set up PK Eddie Murray's game-winning 24-yard field goal with 10 seconds remaining for a 23-22 Vikings lead.

Minnesota (10-7) 0 3 7 13 23

GIANTS (10-6-1) 6 13 0 3 22

Giants - Daluiso 43 field goal

Giants - Daluiso 22 field goal

Giants - Pierce 2 pass from Kanell (Daluiso kick)

Giants - Daluiso 41 field goal

Vikings - Murray 26 field goal

Giants - Daluiso 51 field goal

Vikings - Hoard 4 run (Murray kick)

Vikings - Murray 26 field goal

Giants - Daluiso 22 field goal

Vikings - Reed 30 pass from R.Cunningham (Murray kick)

Vikings - Murray 24 field goal

2000- GIANTS 20, EAGLES 10

NFC Divisional Playoff Game

Jan. 7, 2001 at Giants Stadium (78,765)

The Giants won their ninth consecutive game against Philadelphia without scoring an offensive touchdown, thanks to a dominant defensive performance. Rookie Ron Dixon gave the Giants an instant lead when he returned the opening kickoff 97 yards for a touchdown. The Giants increased their lead to 10-0 on Brad Daluiso's 37-yard field goal on the first play of the second period. Jason Sehorn made it 17-0 when he scored on a spectacular 32-yard interception return in which he fell to the ground while tipping the ball in the air, then jumped up and grabbed the ball before racing to the end zone. Daluiso later added a 25-yard field goal. The Giants defense held Philadelphia to 186 total yards (46 on the ground) and 11 first downs.

Philadelphia (12-6) 0 3 0 7 10

GIANTS (13-4) 7 10 0 3 20

Giants - Dixon 97 kickoff return (Daluiso kick)

Giants - Daluiso 37 field goal

Giants - Sehorn 32 interception return (Daluiso kick)

Eagles - Akers 28 field goal

Giants - Daluiso 25 field goal

Eagles - Small 10 pass from McNabb (Akers kick)

GIANTS POSTSEASON CAPSULES



EVAN PINSINS

2000- GIANTS 41, VIKINGS 0

NFC Championship Game

Jan. 14, 2001 at Giants Stadium (79,310)



In one of the most dominant performances ever in a championship game, the Giants raced to a 34-0 half-time lead and crushed the Vikings to advance to their first Super Bowl in 10 years. The Giants rolled up 518 total yards and 31 first downs, while the defense limited Minnesota's heralded attack to 114 yards and nine first downs. Quarterback Kerry Collins played the finest game of his career, completing 28 of 39 passes for 381 yards and five touchdowns. Ike Hilliard caught 10 passes for 155 yards and two scores. Collins' 46-yard pass to Hilliard gave the Giants a 7-0 lead just four plays into the game. After the Giants recovered a Minnesota fumble on the ensuing kickoff, Collins hit Greg Comella for another score and a 14-0 lead. In the second period, Joe Jurevicius and Hilliard caught touchdown passes and Brad Daluiso kicked a pair of field goals. Amani Toomer closed out the scoring with a 7-yard touchdown reception. The Giants held the ball for the final 12:53.

Minnesota (12-6) 0 0 0 0 0

GIANTS (14-4) 14 20 7 0 41

- Giants - Hilliard 46 pass from Collins (Daluiso kick)
- Giants - Comella 18 pass from Collins (Daluiso kick)
- Giants - Daluiso 21 field goal
- Giants - Jurevicius 8 yd. pass from Collins (Daluiso kick)
- Giants - Daluiso 22 field goal
- Giants - Hilliard 7 yd. pass from Collins (Daluiso kick)
- Giants - Toomer 7 yd. pass from Collins (Daluiso kick)



GETTY IMAGES

2000- RAVENS 34, GIANTS 7

Super Bowl XXXV

Jan. 28, 2001

at Raymond James Stadium (71,921)




For the first time in three Super Bowl appearances the Giants came up flat and lost to the Ravens. The Giants could not get untracked against Baltimore's highly-rated defense, gaining only 152 yards (66 on the ground) and picking up 11 first downs (2 rushing). Quarterback Kerry Collins struggled, completing only 15 of 39 passes for 112 yards and four interceptions. Brad Maynard punted a Super Bowl-record 11 times for a 38.4-yard average. The Giants defense played well, limiting the Ravens to 244 yards and 13 first downs. Baltimore took a 7-0 lead in the first period on a 38-yard pass from Trent Dilfer to Brandon Stokley. Matt Stover added a 47-yard field goal in the second period for a 10-0 halftime lead. The Ravens advantage grew to 17-0 when Duane Starks intercepted a Collins pass and returned it 49 yards for a touchdown early in the third period. The Giants responded with their only touchdown of the day, on Ron Dixon's 97-yard kickoff return. But Baltimore immediately scored on the next kickoff, as Jermaine Lewis returned it 84 yards for a score and a 31-7 lead. Jamal Lewis, who rushed for 102 yards, scored on a 3-yard run and Stover kicked a 34-yard field goal in the fourth period.

Baltimore (16-4) 7 3 14 10 34

GIANTS (14-5) 0 0 7 0 7

- Ravens - Stokley 38 pass from Dilfer (Stover kick)
- Ravens - Stover 47 field goal
- Ravens - Starks 49 interception return (Stover kick)
- Giants - Dixon 97 kickoff return (Daluiso kick)
- Ravens - Je. Lewis 84 kickoff return (Stover kick)
- Ravens - Ja. Lewis 3 run (Stover kick)
- Ravens - Stover 34 field goal



GETTY IMAGES

Ron Dixon provided the only Giants points in Super Bowl XXXV with his 97-yard kickoff return.

GIANTS POSTSEASON CAPSULES

2002- 49ERS 39, GIANTS 38

NFC Wild Card Game

Jan. 5, 2003 at Candlestick Park (66,318)

The Giants' season ended with a shocking and heartbreaking defeat as they wasted a 38-14 third-quarter lead and fell to the 49ers. Four touchdown passes by Kerry Collins — three to Amani Toomer and one to Jeremy Shockey — a touchdown run by Tiki Barber and Matt Bryant's field goal gave the Giants what seemed to be a commanding 24-point lead with 4:27 left in the third quarter. But the 49ers mounted a quick and complete comeback. Terrell Owens caught a 26-yard touchdown pass from Jeff Garcia, who then ran 14 yards for another score. Jeff Chandler's 25-yard field goal pulled San Francisco to within 38-33. With 1:00 remaining, Garcia threw a 13-yard touchdown pass to Tai Streets. The 2-point conversion attempt failed, but the Niners had a 1-point lead. The Giants had a chance to pull the game out. After Delvin Joyce's 32-yard kickoff return, the Giants drove from their own 48-yard line to the San Francisco 23. Matt Bryant lined up for what could have been the game-winning 41-yard field goal. But Trey Junkin's snap was low and wide. Holder Matt Allen took off and threw a desperation pass toward Rich Seubert, a guard who was an eligible receiver on the play. Seubert was interfered with by Chike Okeafor, but the officials did not throw a flag and the game ended as a huge disappointment for the Giants.

GIANTS (10-6) 7 21 10 0 38

San Francisco (10-6) 7 7 8 17 39

49ers - T.Owens 76 pass from J.Garcia (J.Chandler kick)

Giants - Toomer 12 pass from Collins (M.Bryant kick)

Giants - J.Shockey 2 pass from K.Collins (M.Bryant kick)

49ers - K.Barlow 1 run (J.Chandler kick)

Giants - A.Toomer 8 pass from K.Collins (M.Bryant kick)

Giants - A.Toomer 24 yd. pass from K.Collins (M.Bryant kick)

Giants - T.Barber 6 run (M.Bryant kick)

Giants - M.Bryant 21 field goal

49ers - T.Owens 26 pass from J.Garcia (J.Garcia-T.Owens pass)

49ers - J.Garcia 14 run (J.Garcia-T.Owens pass)

49ers - J.Chandler 25 field goal

49ers - T.Streets 13 pass from J.Garcia (pass failed)

2005- PANTHERS 23, GIANTS 0

NFC Wild Card Game

Jan. 8, 2006 at Giants Stadium (80,242)

The Giants lost a playoff game in Giants Stadium for just the third time when they fell to the Carolina Panthers, 23-0. Carolina dominated the game, holding big advantages in offensive plays (71-35), time of possession (42:45-17:15), first downs (23-9), total yards (335-132) and rushing yards (223-41). The Giants hurt themselves with five turnovers, including three Eli Manning interceptions on consecutive possessions in the second half (two by Marlon McCree and one by Ken Lucas). Manning also fumbled late in the game. The Giants converted just one of seven third-down opportunities. Steve Smith caught a touchdown pass and ran in for another score and John Kasay kicked three field goals for the Panthers. DeShaun Foster rushed for 151 yards on 27 carries, a 5.6-yard average that was reflective of the Giants' tackling difficulties throughout the game. Jake Delhomme completed 15 of 22 passes for 140 yards. Smith had 10 of those receptions. For the Giants, Tiki Barber rushed for 41 yards, or 75 yards less than his regular season average. Manning completed 10 of 18 passes for 113 yards and was sacked four times. Jeremy Shockey, Amani Toomer and Barber had three catches apiece. Smith scored the game's first points on a 22-yard touchdown reception. Later in the second quarter, a Carolina punt bounced off Gibril Wilson's leg and was recovered by the Panthers, setting up Kasay's 21-yard field goal. Smith scored on a 12-yard reverse immediately following Manning's first interception and Kasay added two fourth-quarter field goals.

Carolina (11-5) 0 10 7 6 23

GIANTS (10-6) 0 0 0 0 0

Panthers - S.Smith 22 pass from J.Delhomme (J.Kasay kick)

Panthers - J.Kasay 31 Field Goal (4-2, 0:58)

Panthers - S.Smith 12 yd. run (J.Kasay kick)

Panthers - J.Kasay 45 Field Goal

Panthers - J.Kasay 18 yd. Field Goal

2006- EAGLES 23, GIANTS 20

NFC Wild Card Game

Jan. 7, 2007 at Lincoln Financial Field (69,094)

David Akers' 38-yard field goal as time expired sent the Giants to a second Wild Card game defeat in as many seasons, 23-20, to the Eagles in Philadelphia. The Giants overcame a 10-point fourth-quarter deficit to tie the score, but couldn't prevent the Eagles from driving 46 yards in the final 5:04 for the game-winning score. Tiki Barber rushed for 137 yards in his final NFL game, Eli Manning completed 16 of 27 passes for 161 yards and Plaxico Burress had two touchdown receptions. The Giants also got a pair of field goals from Jay Feely. The Eagles scored on a 49-yard touchdown run by Brian Westbrook. Jeff Garcia's 28-yard touchdown pass to Donte Stallworth and three Akers field goals. Akers' 48-yard field goal — the longest in Philadelphia postseason history — increased the Eagles' advantage to 20-10 with 2:37 remaining in the third quarter. Feely's 24-yard field goal pulled the Giants to within 20-13 just 10 seconds into the fourth quar-

ter. They tied the game at 20-20 when Eli Manning found Burress in the end zone for an 11-yard touchdown pass with 5:04 remaining. Burress' second touchdown capped a 13-play, 80-yard drive in the rain that took 7:09 to complete. The Giants needed a stop so they could get the ball back and try to win a game. But they never owed the ball again. Westbrook's 13-yard run gave Philly a first down on the Giants' 19-yard line with 1:48 remaining. From there, the Eagles bled the clock until they called timeout with three seconds left. Akers then booted the game-winner.

GIANTS (8-8) 7 3 0 10 20

Philadelphia (10-6) 0 17 3 3 23

Giants- P.Burress 17 yd. pass from E.Manning (J.Feely kick)

Eagles- B.Westbrook 49 yd. run (D.Akers kick)

Eagles- D.Akers 19 yd. Field Goal

Giants- J.Feely 20 yd. Field Goal

Eagles- D.Stallworth 28 yd. pass from J.Garcia (D.Akers kick)

Eagles- D.Akers 48 yd. Field Goal

Giants- J.Feely 24 yd. Field Goal

Giants- P.Burress 11 yd. pass from E.Manning (J.Feely kick)

Eagles- D.Akers 38 yd. Field Goal

GIANTS POSTSEASON CAPSULES

2007- GIANTS 24, BUCCANEERS 14

NFC Wild Card Game

Jan. 6, 2008 at Raymond James Stadium (65,621)

Before the Giants opened postseason play in an NFC Wild Card Game at Tampa Bay, Tom Coughlin had a simple message for his players: "Let's keep playing." So they did. Carrying their season-long road success into the playoffs, the Giants prevailed, 24-14, over the NFC South champion Buccaneers. They broke a four-game postseason losing streak that began in Super Bowl XXXV — in Raymond James Stadium, the home of the Bucs. The Giants also won their first playoff road game since the 1990 NFC Championship Game in San Francisco. They defeated Bucs quarterback Jeff Garcia, who had beaten them in the playoffs with the 49ers in 2002 and Philadelphia in 2006. Brandon Jacobs scored two touchdowns for the Giants, one on a five-yard reception, the other on an eight-yard run. Jacobs became the first Giants player in history with a rushing and receiving touchdown in the same postseason game. Amani Toomer caught a touchdown pass and Lawrence Tynes kicked a 25-yard field goal for the Giants. Eli Manning completed 20 of 27 passes for 185 yards, the two touchdowns and no interceptions as the Giants won a postseason game for the first time with him taking the snaps. The Giants entered the game with a minus-nine turnover differential, or minus-24 relative to the Bucs' plus-15. Yet they had three takeaways to none for the Bucs. The first, a fumble recovery by Corey Webster on the second-half kickoff, led to Tynes' field goal. The second, a Webster interception in the end zone, likely denied the Bucs points. The third, a pick by R.W. McQuarters with 1:53 remaining, sealed the deal. The Giants played without center Shaun O'Hara

(knee) and cornerback Sam Madison (abdominal). But Grey Ruegamer and Webster filled in superbly (the corner holding Joey Galloway to one nine-yard reception). They were among a large cast of key contributors. Toomer had a game-high seven catches for 74 yards. Rookie Ahmad Bradshaw came off the bench to rush for a game-high 66 yards. Michael Strahan had a career postseason high of nine tackles (eight solo). Gerris Wilkinson, who started for Kawika Mitchell (knee) had seven tackles (five solo). Tank Daniels had two special teams tackles and forced the fumble that Webster recovered. Zak DeOssie also had two special teams tackles. The offensive line allowed only one sack. Tampa Bay took an early lead on Earnest Green's one-yard run, but Jacobs' two touchdowns gave the Giants a 14-7 halftime advantage. The first score successfully concluded an eight-play, 53-yard drive that took 4:04 to complete. Manning completed five passes for 49 yards in the series. Toomer accounted for 40 yards on three catches. On their next series, the Giants drove 65 yards in seven plays. The biggest play of the series was Manning's 21-yard pass to Steve Smith on third-and-two. Tynes' field goal and Toomer's touchdown midway through the fourth quarter extended the Giants' lead to 24-7 before Tampa Bay added a late score. Toomer scored at the end of a 15-play, 92-yard drive that featured 38 yards rushing by Bradshaw and three Toomer receptions for 27 yards.

GIANTS (11-6) 0 14 3 7 24

Buccaneers (10-6) 7 0 0 7 14

Buccaneers-E.Graham 1 yd. run (M.Bryant kick)

Giants-B.Jacobs 5 yd. pass from E.Manning (L.Tynes kick)

Giants-B.Jacobs 8 yd. run (L.Tynes kick)

Giants-L.Tynes 25 yd. Field Goal

Giants-A.Toomer 4 yd. pass from E.Manning (L.Tynes kick)

Buccaneers-A.Smith 6yd. pass from J.Garcia (M.Bryant kick)

2007- GIANTS 21, COWBOYS 17

NFC Divisional Playoff Game

Jan. 13, 2008 at Texas Stadium (63,650)

The Giants avenged their only road defeat of the season, a 45-35 opening-night loss, with a 21-17 victory over the top-seeded Dallas Cowboys in an NFC Divisional Playoff Game in Texas Stadium. The Cowboys had defeated the Giants twice in the regular season. The Giants became the first team to beat the NFC's No. 1 seed in the divisional round since the current postseason format (six teams from each conference) was adopted in 1990. Amani Toomer scored a pair of touchdowns on receptions of 52 and four yards from Eli Manning. Brandon Jacobs' one-yard touchdown run with 13:29 remaining provided the Giants with the game-winning points. But the victory was not assured until R.W. McQuarters intercepted Tony Romo's pass for Terry Glenn in the end zone with nine seconds remaining. It was the game's only takeaway. Manning had a career-high 132.4 passer rating after completing 12 of 18 passes for 163 yards, the two scores to Toomer and no interceptions. The Giants played with a severely depleted secondary. Sam Madison (stomach) and Kevin Dockery (hip flexor) were inactive. A third cornerback, Aaron Ross, left the game for good in the third quarter with a shoulder injury. That left Corey Webster, McQuarters and Geoffrey Pope — who spent the entire regular season on the practice squad before joining on the active roster on Dec. 31 — as the only healthy corners. All played extensively in the second half. The secondary, aided by

a relentless second-half pass rush, stayed strong throughout the game. The Cowboys scored on Tony Romo's five-yard touchdown pass to Terrell Owens and Marion Barber's one-yard run in the second quarter and Nick Folk's 34-yard field goal in the third. Romo completed 18 of 36 passes for 201 yards and his 64.7 rating was less than half of Manning's. Toomer turned a short Manning pass into a 52-yard touchdown on the Giants' fifth offensive play. After Dallas took a 14-7 lead, Manning led the Giants on a 71-yard drive in the final minute of the half that ended with a four-yard scoring pass to Toomer and a 14-14 halftime tie. Folk gave the Cowboys a 17-14 lead before Jacobs' touchdown on the third play of the fourth quarter gave the Giants the lead for good. But the Cowboys had one last chance when they took possession at the Giants' 48-yard line with 1:50 remaining. Dallas soon faced second-and-11 at the 23. Two incomplete passes left them staring at a fourth down with the seasons of both teams hanging in the balance. Owens was double covered, so Romo threw to the center of the end zone for Terry Glenn. But McQuarters stepped up and picked off the pass, sending the Giants to the NFC Championship Game.

GIANTS (12-6) 7 7 0 7 24

Cowboys (13-3) 0 14 3 0 14

Giants-A.Toomer 52 yd. pass from E.Manning (L.Tynes kick)

Cowboys-T.Owens 5 yd. pass from T.Romo (N.Folk kick)

Cowboys-M.Barber 1 yd. run (N.Folk kick)

Giants-A.Toomer 4 yd. pass from E.Manning (L.Tynes kick)

Cowboys-N.Folk 34 yd. Field Goal

Giants-B.Jacobs 1 yd. run (L.Tynes kick)

2007- GIANTS 23, PACKERS 20 (OT)**NFC Championship Game****Jan. 20, 2008 at Lambeau Field (72,740)**

The coldest game in Giants history was also one of the most memorable and satisfying the franchise has ever played. The Giants overcame the elements – and the Packers – to defeat Green Bay in overtime, 23-20, in the NFC Championship Game in frigid Lambeau Field. Lawrence Tynes provided the game-winning points when he kicked a 47-yard field goal with 2:35 elapsed in overtime. Tynes had missed his previous two attempts, including one on the final play of regulation. It was the first time in the history of Lambeau that a visiting player had kicked a field goal of more than 40 yards in a postseason game. The score was set up by Corey Webster's interception on the second play of overtime of Brett Favre's final career pass. The temperature at game time was minus-one degree with winds of 12 miles-an-hour – a numbing wind chill of minus-23. In terms of temperature alone, this was the third-coldest NFL game on record. At the famed Ice Bowl between the Packers and Dallas Cowboys in Lambeau on Dec. 31, 1967, it was 13 below zero at kickoff. In the 1981 Chargers-Bengals AFC Championship Game in Cincinnati, it was nine below. Brandon Jacobs (one-yard run) and Ahmad Bradshaw (four-yard run) scored touchdowns and Tynes added a 29-yard field goal for the Giants. Eli Manning set career postseason highs with 40 passes, 21 completions and 251 yards. Plaxico Burress established a franchise postseason record with 11 catches, for 151 yards. The old mark of 10 was set by Ike Hilliard in the 2000 NFC Championship Game victory over Minnesota. Defensively, the

Giants held Green Bay to 28 rushing yards, forced Favre into two late interceptions and limited the Packers to one successful third down conversion on 10 tries. The Giants dominated the game statistically, outgaining Green Bay (380-264), rolling up 11 more first downs (24-13) and owning the ball for 40:01 to just 22:34 for the Packers. The Packers scored on Driver's 90-yard catch-and-run and Favre's 12-yard touchdown pass to Donald Lee, plus field goals by rookie Mason Crosby of 36 and 37 yards. Crosby's second field goal, with 11:46 remaining in the fourth quarter, tied the score at 20-20. The Giants had a chance to prevent the score when R.W. McQuarters intercepted a Favre pass at the eight-yard line. But McQuarters was hit by Ryan Grant and fumbled and the ball bounced right to Packers tackle Mark Tauscher, who plucked it out of the air at the 19. It was the Giants' first turnover of the postseason... In overtime, Favre threw a pass to Driver, but Webster stepped up and picked off the ball, returning it nine yards to the Green Bay 34-yard line. Ahmad Bradshaw gained five yards on two runs before Manning's pass for Steve Smith fell incomplete. Tynes then sent the Giants to the Super Bowl with one of the biggest field goals in franchise history.

GIANTS (13-6)	3	3	14	0	3	23
Packers (13-3)	0	7	10	3	0	20
Giants-L.Tynes 29 yd. Field Goal						
Giants-L.Tynes 37 yd. Field Goal						
Packers-D.Driver 90 yd. pass from B.Favre (M.Crosby kick)						
Packers-M.Crosby 36 yd. Field Goal						
Giants-B.Jacobs 1 yd. run (L.Tynes kick)						
Packers-D.Lee 12 yd. pass from B.Favre (M.Crosby kick)						
Giants-A.Bradshaw 4 yd. run (L.Tynes kick)						
Packers-M.Crosby 37 yd. Field Goal						
Giants-L.Tynes 47 yd. Field Goal (OT)						



GETTY IMAGES

Corey Webster's interception in overtime set up Lawrence Tynes' 47-yard game-winning field goal.

2007- GIANTS 17, PATRIOTS 14**Super Bowl XLII****Feb. 3, 2008****at University of Phoenix Stadium (71,101)****WORLD CHAMPIONS**

Super Bowl XLII had a perfect ending, but the unexpected twist was that it belonged to the Giants. Eli Manning engineered a fourth quarter comeback drive for the ages and concluded perhaps the greatest postseason run in NFL history as the underdog Giants upset the previously undefeated New England Patriots, 17-14, in Super Bowl XLII in University of Phoenix Stadium in Glendale, Ariz. The Giants won their third championship of the Super Bowl era — the first in 17 years — and seventh overall in what will surely be remembered as one of the most exciting title games in NFL history. It was the first of 42 Super Bowls in which the lead changed hands three times in the fourth quarter. Plaxico Burress scored the game-winning points with only 35 seconds remaining on a 13-yard pass from Manning. The score concluded a 12-play, 83-yard drive that commenced immediately after New England had taken a 14-10 lead with less than three minutes remaining. Manning, voted the game's most valuable player, completed 19 of 34 passes for 255 yards, two touchdowns and an interception, which deflected off Steve Smith's hands. David Tyree scored the Giants' first touchdown and made an unbelievable catch on the game-winning drive. Ahmad Bradshaw and Brandon Jacobs combined for 87 rushing yards. Amani Toomer caught six passes for 84 yards and Smith added five for 50 yards. Lawrence Tynes

kicked a 32-yard field goal, which ultimately proved to be the deciding points. The Giants' defense was magnificent. New England averaged almost 37 points a game in the regular season. The Patriots held them to 14. The Patriots averaged 411.3 yards a game, but totaled only 274 in the Super Bowl. The Patriots rushed for only 45 yards and did not have a run longer than nine yards. Tom Brady was sacked five times. Brady's six-yard touchdown pass to Randy Moss gave the Pats a 14-10 lead with just 2:42 remaining. Cornerback Corey Webster slipped on the play and New England reached the end zone at the end of a 12-play, 80-yard drive. Manning responded by completing five of nine passes for 77 yards on the game-winning drive. The one everyone will long remember came on a third-and-five from the Giants' 44. Manning, seemingly about to be sacked, escaped, steadied himself and fired a pass down the middle of the field for Tyree, who was closely covered by safety Rodney Harrison. Both players jumped for the ball, which somehow landed on top of Tyree's helmet. But the receiver wrestled the ball away from Harrison for what may well be the greatest catch in Super Bowl history. The 32-yard gain gave the Giants a first down at the New England 24. Three plays later, Smith picked up a huge first down and Manning followed with the game-winning throw to Burress.

GIANTS (14-6)	3	0	0	14	17
----------------------	---	---	---	----	----

Patriots (18-0)	0	7	0	7	14
------------------------	---	---	---	---	----

Giants-L.Tynes 32 yd. Field Goal

Patriots-L.Maroney 1 yd. run (S.Gostkowski kick)

Giants-D.Tyree 5 yd. pass from E.Manning (L.Tynes kick)

Patriots-R.Moss 6 yd. pass from T.Brady (S.Gostkowski kick)

Giants-P.Burress 13 yd. pass from E.Manning (L.Tynes kick)



GETTY IMAGES

Super Bowl XLII will forever be remembered for Manning's escape and Tyree's 38-yard catch.

GIANTS POSTSEASON CAPSULES

2008-EAGLES 23, GIANTS 11

NFC Divisional Playoff Game

January 11, 2009

at Giants Stadium (80,242)

The Giants picked a bad day to have a bad day and saw their championship reign has come to an end in a 23-11 home loss to the Philadelphia Eagles. The Giants lost just two home games in the 2008 season - both to Philadelphia. They outgained the Eagles, 307-276, including 138-59 on the ground, but were doomed by an inability to take advantage of opportunities in close. The Giants advanced as far as Philadelphia's 17-yard line three times - and had a first

down on the 11 on their initial possession - but settled for field goals each time. The Giants converted only three of 13 third down opportunities. Their last five possessions ended, in order, with a missed field goal, twice on downs, an interception and a fumble. The Giants scored on John Carney field goals of 22, 34 and 36 yards and a safety when Donovan McNabb was penalized for intentional grounding in the end zone. Carney also missed field goal attempts of 46 and 47 yards. Philadelphia got a one-yard touchdown run from McNabb, a one-yard scoring pass to tight end Brent Celek and David Akers field goals of 25, 35 yards and 20 yards. Brian Westbrook was held to 36 rushing yards and 10 receiving yards (on two catches).



Ahamd Bradshaw opened the game with a 65-yard kickoff return.



**2011 Game-By-Game
Statistics**

NEW YORK GIANTS TEAM SCORING

		GIANTS					Opponents						
		1ST	2ND	3RD	4TH	OT	TOTAL	1ST	2ND	3RD	4TH	OT	TOTAL
9/11	@ Washington	7	7	0	0		14	0	14	7	7		28
9/19	ST. LOUIS	7	14	7	0		28	6	0	10	0		16
9/25	@ Philadelphia	14	0	0	15		29	0	13	3	0		16
10/2	@ Arizona	0	10	0	21		31	3	3	14	7		27
10/9	SEATTLE	7	7	0	11		25	14	0	2	20		36
10/16	BUFFALO	7	10	7	3		27	14	3	0	7		24
10/30	MIAMI	3	7	0	10		20	7	7	3	0		17
11/6	@ New England	0	0	10	14		24	0	0	3	17		20
11/13	@ San Francisco	3	3	7	7		20	3	6	3	15		27
11/20	PHILADELPHIA	0	3	0	7		10	0	10	0	7		17
11/28	@ New Orleans	0	3	7	14		24	0	21	14	14		49
12/4	GREEN BAY	10	7	7	11		35	7	14	7	10		38
12/11	@ Dallas	5	10	7	15		37	7	10	3	14		34
12/18	WASHINGTON	0	3	0	7		10	3	14	3	3		23
12/24	@ Jets	0	10	7	12		29	7	0	0	7		14
1/1	DALLAS	7	14	0	10		31	0	0	7	7		14
2011 Totals		70	108	59	157		394	71	115	79	135		400
1/8	ATLANTA	0	7	10	7		24	0	2	0	0		2
1/15	@ Green Bay	10	10	0	17		37	3	7	3	7		20
1/22	@ San Francisco	0	10	0	7	3	20	7	0	7	3	0	17

INSIDE 20 EFFICIENCY

GIANTS

														Score	Pts/
														Pct.	Poss
	Pos	TD	PAT	2-Pt.	FG	MFG	INT	Fum	Dwns	Half	Game	Pts	TD%		
9/11	@ Washington	3	2	2	0	0	1	0	0	0	0	14	67%	67%	4.667
9/19	ST. LOUIS	2	2	2	0	0	0	0	0	0	0	14	100%	100%	7
9/25	@ Philadelphia	1	1	1	0	0	0	0	0	0	0	7	100%	100%	7
10/2	@ Arizona	4	3	3	0	1	0	0	0	0	0	24	75%	100%	6
10/9	SEATTLE	4	2	2	0	1	0	1	0	0	0	17	50%	75%	4.25
10/16	BUFFALO	5	3	3	0	2	0	0	0	0	0	27	60%	100%	5.4
10/30	MIAMI	3	1	1	0	2	0	0	0	0	0	13	33%	100%	4.3
11/6	@ New England	5	3	3	0	1	0	1	0	0	0	24	60%	80%	4.8
11/13	@ San Francisco	4	1	1	0	2	0	0	0	1	0	13	25%	75%	3.25
11/20	PHILADELPHIA	0	0	0	0	0	0	0	0	0	0	0	0%	0%	0
11/28	@ New Orleans	3	2	2	0	0	0	1	0	0	0	14	67%	67%	4.67
12/4	GREEN BAY	4	3	2	1	1	0	0	0	0	0	25	80%	100%	6.25
12/11	@ Dallas	5	3	2	1	2	0	0	0	0	0	28	60%	100%	5.6
12/18	WASHINGTON	4	1	1	0	0	1	1	0	1	0	7	25%	25%	1.75
12/24	@ Jets	4	2	2	0	2	0	0	0	0	0	20	50%	100%	5
1/1	DALLAS	5	3	3	0	1	1	0	0	0	0	24	60%	80%	4.8
2011 Totals		56	32	30	2	15	3	4	0	2	0	271	57%	84%	4.839
1/8	ATLANTA	3	1	1	0	1	1	0	0	0	0	10	33%	67%	3.33
1/15	@ Green Bay	5	2	2	0	3	0	0	0	0	0	23	40%	100%	4.6
1/22	@ San Francisco	4	2	2	0	2	0	0	0	0	0	20	50%	100%	5

OPPONENTS

														Score	Pts/
														Pct.	Poss
	Pos	TD	PAT	2-Pt.	FG	MFG	INT	Fum	Dwns	Half	Game	Pts	TD%		
9/11	@ Washington	4	3	3	0	1	0	0	0	0	0	21	75%	100%	5.25
9/19	ST. LOUIS	4	1	1	0	3	0	0	0	0	0	16	25%	100%	4
9/25	@ Philadelphia	5	1	1	0	3	0	1	0	0	0	16	20%	80%	3.2
10/2	@ Arizona	6	3	3	0	2	0	0	1	0	0	27	50%	83%	4.5
10/9	SEATTLE	4	2	2	0	0	0	0	2	0	0	14	50%	50%	3.5
10/16	BUFFALO	1	1	1	0	0	0	0	0	0	0	7	100%	100%	7
10/30	MIAMI	2	2	2	0	0	0	0	0	0	0	14	100%	100%	7
11/6	@ New England	4	2	2	0	1	1	0	0	0	0	17	50%	75%	4.25
11/13	@ San Francisco	3	1	1	0	2	0	0	0	0	0	13	33%	100%	4.33
11/20	PHILADELPHIA	5	2	2	0	1	0	1	0	0	1	17	40%	60%	3.4
11/28	@ New Orleans	6	5	5	0	0	0	0	0	1	0	35	83%	83%	5.8
12/4	GREEN BAY	5	4	4	0	1	0	0	0	0	0	31	80%	100%	6.2
12/11	@ Dallas	3	3	3	0	0	0	0	0	0	0	21	100%	100%	7
12/18	WASHINGTON	3	1	1	0	2	0	0	0	0	0	13	33%	100%	4.33
12/24	@ Jets	4	2	2	0	0	1	0	1	0	0	14	50%	50%	3.5
1/1	DALLAS	2	1	1	0	0	0	0	0	1	0	7	50%	50%	3.5
2011 Totals		61	34	34	0	16	2	2	4	2	0	283	56%	82%	4.639
1/8	ATLANTA	1	0	0	0	0	0	0	0	1	0	0	0%	0%	0
1/15	@ Green Bay	3	2	2	0	1	0	0	0	0	0	17	67%	100%	5.67
1/22	@ San Francisco	1	0	0	0	1	0	0	0	0	0	3	0%	100%	3

GOAL TO GO

GIANTS

		Pos	TD	PAT	2-Pt.	FG	MFG	INT	Fum	Dwns	Half	Game	Pts	TD%	Score Pct.	Pts/ Poss
9/11	@ Washington	2	2	2	0	0	0	0	0	0	0	0	14	100%	100%	7
9/19	ST. LOUIS	2	2	2	0	0	0	0	0	0	0	0	14	100%	100%	7
9/25	@ Philadelphia	0	0	0	0	0	0	0	0	0	0	0	0	0%	0%	0
10/2	@ Arizona	2	2	2	0	0	0	0	0	0	0	0	14	100%	100%	7
10/9	SEATTLE	2	0	0	0	1	0	0	0	0	0	0	0	0%	0%	0
10/16	BUFFALO	5	3	3	0	2	0	0	0	0	0	0	27	60%	100%	5.4
10/30	MIAMI	0	0	0	0	0	0	0	0	0	0	0	0	0%	0%	0
11/6	@ New England	3	2	2	0	0	0	0	0	0	0	0	14	67%	67%	4.7
11/13	@ San Francisco	0	0	0	0	0	0	0	0	0	0	0	0	0%	0%	0
11/20	PHILADELPHIA	0	0	0	0	0	0	0	0	0	0	0	0	0%	0%	0
11/28	@ New Orleans	2	2	2	0	0	0	0	0	0	0	0	14	100%	100%	7
12/4	GREEN BAY	3	3	2	1	0	0	0	0	0	0	0	22	100%	100%	7.3
12/11	@ Dallas	4	3	2	1	1	0	0	0	0	0	0	25	75%	100%	6.25
12/18	WASHINGTON	2	1	0	0	0	0	0	0	0	0	0	7	50%	50%	3.5
12/24	@ Jets	1	0	0	0	1	0	0	0	0	0	0	3	0%	100%	3
1/1	DALLAS	4	3	3	0	1	0	0	0	0	0	0	24	75%	100%	6
2011 Totals		32	23	20	2	6	0	0	0	0	0	0	178	72%	91%	5.563
1/8	ATLANTA	2	1	1	0	1	0	0	0	0	0	0	10	50%	100%	5
1/15	@ Green Bay	3	2	2	0	1	0	0	0	0	0	0	17	67%	100%	5.67
1/22	@ San Francisco	2	1	1	0	1	0	0	0	0	0	0	10	50%	100%	5

OPPONENTS

		Pos	TD	PAT	2-Pt.	FG	MFG	INT	Fum	Dwns	Half	Game	Pts	TD%	Score Pct.	Pts/ Poss
9/11	@ Washington	2	2	2	0	0	0	0	0	0	0	0	14	100%	100%	7
9/19	ST. LOUIS	1	0	0	0	1	0	0	0	0	0	0	3	0%	100%	3
9/25	@ Philadelphia	2	0	0	0	2	0	0	0	0	0	0	6	0%	100%	3
10/2	@ Arizona	3	3	3	0	0	0	0	0	0	0	0	21	100%	100%	7
10/9	SEATTLE	2	1	1	0	0	0	0	1	0	0	0	7	50%	50%	3.5
10/16	BUFFALO	0	0	0	0	0	0	0	0	0	0	0	0	0%	0%	0
10/30	MIAMI	2	2	0	0	0	0	0	0	0	0	0	14	100%	100%	7
11/6	@ New England	1	1	1	0	0	0	0	0	0	0	0	7	100%	100%	7
11/13	@ San Francisco	1	0	0	0	1	0	0	0	0	0	0	3	0%	100%	3
11/20	PHILADELPHIA	2	1	1	0	0	0	0	0	0	0	0	7	50%	50%	3.5
11/28	@ New Orleans	4	4	4	0	0	0	0	0	0	0	0	28	100%	100%	7
12/4	GREEN BAY	1	1	1	0	0	0	0	0	0	0	0	7	100%	100%	7
12/11	@ Dallas	2	2	2	0	0	0	0	0	0	0	0	14	100%	100%	7
12/18	WASHINGTON	1	1	1	0	0	0	0	0	0	0	0	7	100%	100%	7
12/24	@ Jets	3	2	2	0	0	0	0	1	0	0	0	14	67%	67%	4.67
1/1	DALLAS	1	1	1	0	0	0	0	0	0	0	0	7	100%	100%	7
2011 Totals		28	21	19	0	4	0	0	2	0	0	0	159	75%	89%	5.679
1/8	ATLANTA	0	0	0	0	0	0	0	0	0	0	0	0	0%	0%	0
1/15	@ Green Bay	0	0	0	0	0	0	0	0	0	0	0	0	0%	0%	0
1/22	@ San Francisco	0	0	0	0	0	0	0	0	0	0	0	0	0%	0%	0

NEW YORK GIANTS INDIVIDUAL PASSING STATS

	10 Eli Manning										8 David Carr							
	ATT	COMP	YDS	PCT	TD	INT	LG	SACKS	RATING	ATT	COMP	YDS	PCT	TD	INT	LG	SACKS	RATING
9/11 @ Washington	32	18	268	56.3	0	1	68	4	28	70.8	DID NOT PLAY							
9/19 ST. LOUIS	30	19	223	62.1	2	1	31	3	19	94.2								
9/25 @ Philadelphia	23	16	254	69.5	4	0	74	3	22	145.7								
10/2 @ Arizona	40	27	321	67.5	2	0	29	1	15	108.4								
10/9 SEATTLE	39	24	420	61.5	3	3	68	3	25	91.8								
10/16 BUFFALO	32	21	292	65.6	0	0	60	0	0	94.8								
10/30 MIAMI	45	31	349	68.9	2	0	26	1	5	106.6								
11/6 @ New England	39	20	250	51.3	2	1	30	0	0	77.9								
11/13 @ San Francisco	40	26	311	65.0	2	2	36	1	9	84.5								
11/20 PHILADELPHIA	35	18	264	51.4	1	1	47	3	15	74								
11/28 @ New Orleans	47	33	406	70.2	2	1	72	1	14	101.9								
12/4 GREEN BAY	40	23	347	57.5	3	1	67	1	0	100.7								
12/11 @ Dallas	47	27	400	57.5	2	1	64	0	0	90.7								
12/18 WASHINGTON	40	23	257	57.5	0	3	34	3	24	45.5								
12/24 @ Jets	27	9	225	33.3	1	1	99	2	8	61.5								
1/1 DALLAS	33	24	346	72.2	3	0	74	2	15	136.7								
2011 Totals	589	359	4,933	61.0	29	16	99	28 / 199	92.9									
Career Totals	3921	2,291	27,579	58.4	185	129	99	194 / 1376	82.1	2264	1,351	14,433	59.7	65	71	81	266 / 1558	74.9
1/8 ATLANTA	32	23	277	71.9	3	0	72	1	7	129.3								
1/15 @ Green Bay	33	21	330	63.6	3	1	66	1	5	114.5								
1/22 @ San Francisco	58	32	316	55.2	2	0	36	6	49	82.3								

NEW YORK GIANTS INDIVIDUAL RUSHING STATS

	27 Brandon Jacobs					10 Eli Manning					44 Ahmad Bradshaw					28 DJ Ware				
	NO.	YDS	AVG	LG	TD	NO.	YDS	AVG	LG	TD	NO.	YDS	AVG	LG	TD	NO.	YDS	AVG	LG	TD
9/11 @ Washington	6	29	4.8	14	0	1	2	2.0	2	1	13	44	3.4	7	1					
9/19 ST. LOUIS	16	50	3.1	9	1	4	-12	-3	-1	0	15	59	3.9	15	0	3	22	7.3	12	0
9/25 @ Philadelphia	7	19	2.7	6	0	3	-3	-1	-1	0	15	86	5.7	37	0					
10/2 @ Arizona	9	18	2	7	1	3	-3	-1	-1	0	12	39	3.3	13	1					
10/9 SEATTLE		Inactive				3	5	1.7	3	0	17	58	3.4	13	0	4	3	0.8	3	0
10/16 BUFFALO		Inactive				2	-1	-0.5	0	0	26	104	4	30	3	5	19	3.8	5	0
10/30 MIAMI	4	10	2.5	5	0	4	-3	-0.8	0	0	13	50	3.8	18	0	2	1	0.5	5	0
11/6 @ New England	18	72	4	11	1	3	11	3.7	12	0		Inactive			7	23	3.3	10	0	
11/13 @ San Francisco	18	55	3.1	15	0	2	4	2	3	0		Inactive			9	34	3.8	7	0	
11/20 PHILADELPHIA	12	21	1.8	9	0	0	0	0	0	0		Inactive			3	-3	-1	2	0	
11/28 @ New Orleans	13	46	3.5	9	1	1	4	4	4	0		Inactive			5	23	4.6	9	0	
12/4 GREEN BAY	8	59	7.4	14	1						11	38	3.5	8	0	1	3	3	3	0
12/11 @ Dallas	19	101	5.3	19	2	2	-2	-1	-1	0	8	12	1.5	8	0	2	-1	-0.5	0	0
12/18 WASHINGTON	8	33	4.1	11	0						10	58	5.8	17	1					
12/24 @ Jets	7	42	6	28	0	1	-1	-1	-1	0	15	54	3.6	19	2	3	20	6.7	17	0
1/1 DALLAS	7	16	2.3	6	0	6	14	2.3	8	0	16	57	3.6	29	1	2	19	9.5	15	0
2011 Totals	6	571	95.2	28	7	35	15	0.4	12	1	171	659	3.9	37	9	46	163	3.5	17	0
Career Totals	932	4,849	5.2	73	56	160	300	1.9	16	4	700	3,217	4.6	88	26	81	324	4.0	17	0
1/8 ATLANTA	14	92	6.6	34	0	2	13	6.6	14	0	14	63	4.5	30	0	1	4	4	4	0
1/15 @ Green Bay	9	22	2.4	14	1	4	10	2.5	12	0	12	63	5.3	24	0	2	0	0	1	0
1/22 @ San Francisco	5	13	2.6	5	0	1	-2	-2	-2	0	20	74	3.7	9	0	0	0	0	0	0

	80 Victor Cruz					33 De'Rel Scott					5 Steve Weatherford				
	NO.	YDS	AVG	LG	TD	NO.	YDS	AVG	LG	TD	NO.	YDS	AVG	LG	TD
9/11 @ Washington															
9/19 ST. LOUIS															
9/25 @ Philadelphia															
10/2 @ Arizona															
10/9 SEATTLE	1	3	3	3	0										
10/16 BUFFALO															
10/30 MIAMI															
11/6 @ New England						1	5	5	5	0					
11/13 @ San Francisco						2	11	5.5	8	0					
11/20 PHILADELPHIA															
11/28 @ New Orleans											1	0	0	0	0
12/4 GREEN BAY															
12/11 @ Dallas															
12/18 WASHINGTON															
12/24 @ Jets															
1/1 DALLAS															
2011 Totals	1	3	3.0	3	0	3	16	5.3	8	0	1	0	0.0	0	0
Career Totals	1	3	3.0	3	0	3	16	5.3	5	0					

NEW YORK GIANTS INDIVIDUAL DEFENSIVE STATS

		23 Corey Webster						34 Deon Grant									
		TACKLES			PASS FOR FUM.			TACKLES			PASS FOR FUM.						
		SOLO	ASST.	TOTAL	SKS	INT	DEF.	FUM.	REC.	SOLO	ASST.	TOTAL	SKS	INT	DEF.	FUM.	REC.
9/11	@ Washington	0	1	1			1			3	1	4					
9/19	ST. LOUIS	4	0	4						2	2	4					
9/25	@ Philadelphia	2	0	2						6	1	7					
10/2	@ Arizona	4	0	4			2			2	1	3					
10/9	SEATTLE	5	1	6						3	2	5	1(10)		2		
10/16	BUFFALO	4	1	5		2	3			2	0	2					
10/30	MIAMI	3	1	4		1	3			1	0	1					
11/6	@ New England	1	1	2			1			2	2	4		1	2		
11/13	@ San Francisco	3	0	3		1	1			1	0	1					
11/20	PHILADELPHIA	3	0	3						5	1	6					
11/28	@ New Orleans	1	1	2						2	3	5					
12/4	GREEN BAY	4	1	5						2	0	2					
12/11	@ Dallas									2	1	3					1
12/18	WASHINGTON					1	2			2	0	2					
12/24	@ Jets	7	0	7		1	2			5	0	5					2
1/1	DALLAS	2	1	3			1			1	3	4					
2011 Totals		43	- 8	-- 51		6	16	0	0	41	- 17	-- 58	1(10)	1	6	0	1
CAREER TOTALS		246	- 69	-- 315	1(3)	16	83	5	1	644	- 230	-- 874	6.5 (57)	30	90	4	10
1/8	ATLANTA	4	0	4			2			2	1	3					1
1/15	@ Green Bay	4	0	4						6	0	6		1	2		1
1/22	@ San Francisco	2	0	2			1			2	0	2					

		39 Tyler Sash						71 Dave Tollefson									
		TACKLES			PASS FOR FUM.			TACKLES			PASS FOR FUM.						
		SOLO	ASST.	TOTAL	SKS	INT	DEF.	FUM.	REC.	SOLO	ASST.	TOTAL	SKS	INT	DEF.	FUM.	REC.
9/11	@ Washington	1	1	2						2	0	2	1(16)				
9/19	ST. LOUIS																
9/25	@ Philadelphia																
10/2	@ Arizona									2	0	2	2(10)				
10/9	SEATTLE									1	1	2					
10/16	BUFFALO									1	0	1					
10/30	MIAMI									0	1	1					
11/6	@ New England									0	1	1					
11/13	@ San Francisco																
11/20	PHILADELPHIA									0	1	1					
11/28	@ New Orleans									1	0	1					
12/4	GREEN BAY									1	2	3	1(2)				
12/11	@ Dallas									2	1	3					
12/18	WASHINGTON									0	1	1					
12/24	@ Jets	1	0	1						1	0	1	1(4)				
1/1	DALLAS																
2011 Totals		2	- 1	-- 3	0(0)	0	0	0	0	11	- 8	-- 19	5(32)	0	0	0	0
CAREER TOTALS		2	- 1	-- 3	0(0)	0	0	0	0	34	- 33	-- 67	9(78)	0	5	2	0
1/8	ATLANTA	2	0	2													
1/15	@ Green Bay																
1/22	@ San Francisco																

		72 Osi Umenyiora						69 Justin Trattou									
		TACKLES			PASS FOR FUM.			TACKLES			PASS FOR FUM.						
		SOLO	ASST.	TOTAL	SKS	INT	DEF.	FUM.	REC.	SOLO	ASST.	TOTAL	SKS	INT	DEF.	FUM.	REC.
9/11	@ Washington				INACTIVE					0	1	1					
9/19	ST. LOUIS				INACTIVE								Practice Squad				
9/25	@ Philadelphia				INACTIVE								Practice Squad				
10/2	@ Arizona	2	0	2	2(15)			1					Practice Squad				
10/9	SEATTLE	3	1	4	2 (10)			1					Practice Squad				
10/16	BUFFALO	2	2	4	1 (10)								Practice Squad				
10/30	MIAMI	1	1	2	1 (10)								Practice Squad				
11/6	@ New England	1	4	5									Practice Squad				
11/13	@ San Francisco	2	0	2	1 (6)								Practice Squad				
11/20	PHILADELPHIA	3	0	3									Practice Squad				
11/28	@ New Orleans	0	1	1													
12/4	GREEN BAY				INACTIVE												
12/11	@ Dallas				INACTIVE												
12/18	WASHINGTON				INACTIVE												
12/24	@ Jets				INACTIVE												
1/1	DALLAS	2	0	2	2(12)								Inactive				
2011 Totals		16	- 9	-- 25	9 (63)	0	0	2	0	0	- 1	-- 1	0(0)	0	0	0	0
CAREER TOTALS		252	- 122	-- 374	69 (483.5)	0	11	30	13	0	- 1	-- 1	0(0)	0	0	0	0
1/8	ATLANTA	1	1	2	1(8)								Inactive				
1/15	@ Green Bay	2	0	2	2(12)			1					Inactive				
1/22	@ San Francisco	3	1	4	.5(5)			1					Inactive				

NEW YORK GIANTS INDIVIDUAL DEFENSIVE STATS

		73 Jimmy Kennedy						97 Mathias Kiwanuka									
		TACKLES			PASS FOR FUM.			TACKLES			PASS FOR FUM.						
		SOLO	ASST.	TOTAL	SKS	INT	DEF.	FUM.	REC.	SOLO	ASST.	TOTAL	SKS	INT	DEF.	FUM.	REC.
9/11	@ Washington	0	1	1						4	1	5					
9/19	ST. LOUIS	0	1	1						3	0	3					
9/25	@ Philadelphia	1	0	1						3	1	4					
10/2	@ Arizona									6	0	6					
10/9	SEATTLE	1	0	1						1	1	2			1(7)		
10/16	BUFFALO									6	1	7			1(6)		1
10/30	MIAMI									5	2	7			1.5(15)		
11/6	@ New England									6	6	12				1	1
11/13	@ San Francisco									3	1	4					
11/20	PHILADELPHIA									6	1	7					
11/28	@ New Orleans									3	1	4					
12/4	GREEN BAY									3	1	4					
12/11	@ Dallas									3	1	4					1
12/18	WASHINGTON									3	2	5					
12/24	@ Jets									2	0	2					
1/1	DALLAS									4	1	5					1
	2011 Totals	2	- 2	-- 4	0(0)	0	0	0	0	61	- 20	-- 81	3.5(28)	1	2	1	2
	CAREER TOTALS	108	- 84	-- 192	8.5(39)	0	5	1	2	210	- 129	-- 339	27(158)	3	12	8	4
1/8	ATLANTA									0	1	1					
1/15	@ Green Bay									2	0	2					
1/22	@ San Francisco									1	1	2			.5(5)		

		90 Jason Pierre-Paul						31 Aaron Ross									
		TACKLES			PASS FOR FUM.			TACKLES			PASS FOR FUM.						
		SOLO	ASST.	TOTAL	SKS	INT	DEF.	FUM.	REC.	SOLO	ASST.	TOTAL	SKS	INT	DEF.	FUM.	REC.
9/11	@ Washington	5	1	6	2(26)			1		6	1	7					
9/19	ST. LOUIS	2	0	2	.5(4)		1			2	1	3				3	
9/25	@ Philadelphia	7	2	9	2(12)					4	1	5		2		3	
10/2	@ Arizona	3	2	5			1			3	0	3					
10/9	SEATTLE	5	1	6	2(9)		1			3	2	5		1		1	
10/16	BUFFALO	3	0	3	1(9)		1			2	0	2				1	
10/30	MIAMI	3	2	5	1(0)					3	0	3					
11/6	@ New England	1	2	3	1(4)					2	1	3					
11/13	@ San Francisco	2	0	2						3	0	3					
11/20	PHILADELPHIA	3	1	4	1(3)					5	0	5		1		2	
11/28	@ New Orleans	5	1	6						2	3	5				1	
12/4	GREEN BAY	3	0	3			2			4	1	5					
12/11	@ Dallas	6	2	8	2(12)			1		3	0	3					
12/18	WASHINGTON	11	5	16	1(8)					2	1	3					
12/24	@ Jets	4	1	5	2(14)					3	0	3				1	
1/1	DALLAS	4	1	5	1(12)					2	3	5					
	2011 Totals	67	- 21	-- 88	16.5(113)	0	6	2	0	49	- 14	-- 63	0(0)	4	12	0	0
	CAREER TOTALS	91	- 28	-- 119	20(140)	0	12	5	2	149	- 62	-- 211	2.5(16)	10	33	0	0
1/8	ATLANTA	6	2	8						5	0	5					
1/15	@ Green Bay	2	0	2			1			1	0	1				2	
1/22	@ San Francisco	5	1	6	.5(3.5)		1			2	0	2				1	

		91 Justin Tuck						59 Michael Boley									
		TACKLES			PASS FOR FUM.			TACKLES			PASS FOR FUM.						
		SOLO	ASST.	TOTAL	SKS	INT	DEF.	FUM.	REC.	SOLO	ASST.	TOTAL	SKS	INT	DEF.	FUM.	REC.
9/11	@ Washington				INACTIVE					3	1	4					1
9/19	ST. LOUIS	4	1	5	1.5(19)					3	3	6				1	1
9/25	@ Philadelphia	1	0	1						4	2	6				1	
10/2	@ Arizona				INACTIVE					5	2	7					
10/9	SEATTLE				INACTIVE					5	2	7					1
10/16	BUFFALO				INACTIVE					7	1	8					
10/30	MIAMI	1	0	1	.5(5)					6	0	6					
11/6	@ New England	2	1	3						7	3	10			1(6)		1
11/13	@ San Francisco						1			2	1	3					
11/20	PHILADELPHIA	1	4	5											Inactive		
11/28	@ New Orleans	4	0	4											Inactive		
12/4	GREEN BAY	4	1	5	1(7)					4	0	4					
12/11	@ Dallas									5	0	5					
12/18	WASHINGTON	4	3	7						10	2	12					
12/24	@ Jets	4	0	4	1(6)		2			4	0	4					
1/1	DALLAS	2	0	2	1(3)			1		7	2	9					
	2011 Totals	27	- 10	-- 37	5(40)	0	4	1	0	72	- 19	-- 91	1(6)	0	3	1	3
	CAREER TOTALS	235	- 128	-- 363	46(319)	1	20	18	6	436	- 160	-- 596	9(39)	5	40	8	8
1/8	ATLANTA	3	1	4						3	2	5					
1/15	@ Green Bay	1	0	1						8	1	9			2(11)		1
1/22	@ San Francisco	3	1	4	1.5(4.5)					2	1	3					

NEW YORK GIANTS INDIVIDUAL DEFENSIVE STATS

		93 Chase Blackburn							36 Will Blackmon								
		TACKLES			PASS FOR FUM.				TACKLES			PASS FOR FUM.					
		SOLO	ASST.	TOTAL	SKS	INT	DEF.	FUM.	REC.	SOLO	ASST.	TOTAL	SKS	INT	DEF.	FUM.	REC.
9/11	@ Washington																
9/19	ST. LOUIS																
9/25	@ Philadelphia																
10/2	@ Arizona																
10/9	SEATTLE																
10/16	BUFFALO																
10/30	MIAMI																
11/6	@ New England																
11/13	@ San Francisco																
11/20	PHILADELPHIA																
11/28	@ New Orleans																
12/4	GREEN BAY	1	4	5		1	2			2	0	2					
12/11	@ Dallas	0	1	1													
12/18	WASHINGTON	6	0	6													
12/24	@ Jets	5	0	5													
1/1	DALLAS	3	1	4													
	2011 Totals	15	- 6	-- 21	0	1	2	0	0	2	- 0	-- 2	0	0	0	0	0
	CAREER TOTALS	84	- 55	-- 139	1.5 (18.5)	3	4	1	5	21	- 3	-- 23	0	0	1	2	5
1/8	ATLANTA	5	4	9													
1/15	@ Green Bay	2	1	3				1									
1/22	@ San Francisco	5	2	7													

NEW YORK GIANTS INDIVIDUAL INTERCEPTION RETURNS

		34 Deon Grant					21 Kenny Phillips					23 Corey Webster					26 Antrel Rolle				
		NO.	YDS	AVG	LG	TD	NO.	YDS	AVG	LG	TD	NO.	YDS	AVG	LG	TD	NO.	YDS	AVG	LG	TD
9/11	@ Washington																				
9/19	ST. LOUIS																				
9/25	@ Philadelphia						1	13	13.0	13	0										
10/2	@ Arizona																1	0	0.0	0	0
10/9	SEATTLE																				
10/16	BUFFALO											2	25	12.5	25	0					
10/30	MIAMI											1	24	24.0	24	0					
11/6	@ New England	1	0	0	0	0															
11/13	@ San Francisco											1	6	6.0	6	0					
11/20	PHILADELPHIA						1	6	6.0	6	0										
11/28	@ New Orleans																				
12/4	GREEN BAY																				
12/11	@ Dallas																				
12/18	WASHINGTON						1	0	0.0	0	0	1	0	0.0	0	0					
12/24	@ Jets						1	31	31	31	0	1	16	16.0	16	0					
1/1	DALLAS																1	-1	-1.0	-1	0
	2011 Totals	1	0	0.0	0	0	4	50	12.5	31	0	6	71	11.8	25	0	2	-1	-0.5	0	###
	Career Totals	30	267	8.9	43	0	8	72	9.0	31	0	16	181	11.3	57	1	15	429	28.6	57	###
1/8	ATLANTA																				
1/15	@ Green Bay	1	0	0.0	0	0															
1/22	@ San Francisco																				

		31 Aaron Ross					97 Mathias Kiwanuka					93 Chase Blackburn					20 Prince Amukamara				
		NO.	YDS	AVG	LG	TD	NO.	YDS	AVG	LG	TD	NO.	YDS	AVG	LG	TD	NO.	YDS	AVG	LG	TD
9/11	@ Washington																				
9/19	ST. LOUIS																				
9/25	@ Philadelphia	2	19	9.5	19	0															
10/2	@ Arizona																				
10/9	SEATTLE	1	0	0.0	0	0															
10/16	BUFFALO																				
10/30	MIAMI																				
11/6	@ New England						1	9	9	9	0										
11/13	@ San Francisco																				
11/20	PHILADELPHIA	1	0	0.0	0	0											1	0	0.0	0	0
11/28	@ New Orleans																				
12/4	GREEN BAY											1	9	9	9	0					
12/11	@ Dallas																				
12/18	WASHINGTON																				
12/24	@ Jets																				
1/1	DALLAS																				
	2011 Totals	4	19	4.8	19	0	1	9	9.0	9	0	1	9	9.0	9	0	1	0	0.0	0	0
	Career Totals	10	128	12.8	50	2	3	53	17.7	32	0	3	64	21.3	31	1	1	0	0.0	0	0
1/8	ATLANTA																				
1/15	@ Green Bay																				
1/22	@ San Francisco																				

NEW YORK GIANTS INDIVIDUAL FUMBLE RECOVERIES

	59 Michael Boley					71 Dave Tollefson					57 Jaquian Williams					95 Rocky Bernard				
	NO.	YDS	AVG	LG	TD	NO.	YDS	AVG	LG	TD	NO.	YDS	AVG	LG	TD	NO.	YDS	AVG	LG	TD
9/11 @ Washington	1	13	13.0	13	0															
9/19 ST. LOUIS	1	65	65.0	65	1	1	0	0.0	1	0										
9/25 @ Philadelphia											1	0	0.0	0	0					
10/2 @ Arizona																				
10/9 SEATTLE	1	0	0.0	0	0											1	0	0.0	0	0
10/16 BUFFALO																				
10/30 MIAMI																				
11/6 @ New England											1	0	0.0	0	0					
11/13 @ San Francisco																				
11/20 PHILADELPHIA																				
11/28 @ New Orleans																				
12/4 GREEN BAY																				
12/11 @ Dallas																				
12/18 WASHINGTON																				
12/24 @ Jets																				
1/1 DALLAS																				
2011 Totals	3	78	26.0	13	1	1	0	0.0	1	0	2	0	0.0	0	0	1	0	0.0	0	0
1/8 ATLANTA																				
1/15 @ Green Bay																				
1/22 @ San Francisco																				

	55 Spencer Paysinger					34 Deon Grant					94 Mathias Kiwanuka					93 Chase Blackburn				
	NO.	YDS	AVG	LG	TD	NO.	YDS	AVG	LG	TD	NO.	YDS	AVG	LG	TD	NO.	YDS	AVG	LG	TD
9/11 @ Washington																				
9/19 ST. LOUIS																				
9/25 @ Philadelphia																				
10/2 @ Arizona																				
10/9 SEATTLE																				
10/16 BUFFALO																				
10/30 MIAMI																				
11/6 @ New England	1	0	0.0	0	0															
11/13 @ San Francisco																				
11/20 PHILADELPHIA																				
11/28 @ New Orleans																				
12/4 GREEN BAY																				
12/11 @ Dallas						1	1	1.0	1	0										
12/18 WASHINGTON																				
12/24 @ Jets																				
1/1 DALLAS											1	0	0	0	0					
2011 Totals	1	0	0.0	0	0	1	1	1.0	0	0	1	0	0.0	0	0					
1/8 ATLANTA																				
1/15 @ Green Bay						1	0	0	0	0						1	40	40	40	0
1/22 @ San Francisco																				

	26 Antrel Rolle					15 Devin Thomas														
	NO.	YDS	AVG	LG	TD	NO.	YDS	AVG	LG	TD	NO.	YDS	AVG	LG	TD	NO.	YDS	AVG	LG	TD
9/11 @ Washington																				
9/19 ST. LOUIS																				
9/25 @ Philadelphia																				
10/2 @ Arizona																				
10/9 SEATTLE																				
10/16 BUFFALO																				
10/30 MIAMI																				
11/6 @ New England																				
11/13 @ San Francisco																				
11/20 PHILADELPHIA																				
11/28 @ New Orleans																				
12/4 GREEN BAY																				
12/11 @ Dallas																				
12/18 WASHINGTON																				
12/24 @ Jets																				
1/1 DALLAS																				
2011 Totals																				
1/8 ATLANTA																				
1/15 @ Green Bay	1	9	9.0	9	0															
1/22 @ San Francisco						2	0	0	0	0										

NEW YORK GIANTS INDIVIDUAL KICKING

PUNTING

		5 Steve Weatherford																					
										RET												RET	
		NO.	YDS	AVG	TB	IN20	LG	BL	YDS	NET	NO.	YDS	AVG	TB	IN20	LG	BL	YDS	NET				
9/11	@ Washington	6	271	45.2	0	0	59	0	53	36.3													
9/19	ST. LOUIS	7	322	46.0	1	2	61	0	29	39.0													
9/25	@ Philadelphia	4	164	41.0	0	1	52	0	13	37.8													
10/2	@ Arizona	5	223	44.6	1	1	52	0	28	35.0													
10/9	SEATTLE	7	343	49.0	0	0	60	0	69	39.1													
10/16	BUFFALO	3	161	53.7	1	0	56	0	11	43.3													
10/30	MIAMI	4	187	46.8	0	3	55	0	9	44.5													
11/6	@ New England	8	345	43.1	0	5	51	0	17	41													
11/13	@ San Francisco	2	77	38.5	0	0	48	0	0	38.5													
11/20	PHILADELPHIA	9	463	51.4	0	4	61	0	63	44.4													
11/28	@ New Orleans	2	76	38.0	1	1	46	0	0	28													
12/4	GREEN BAY	4	187	44.3	0	2	49	0	6	42.8													
12/11	@ Dallas	4	178	44.5	1	2	62	0	10	37													
12/18	WASHINGTON	4	196	49.0	1	1	54	0	-2	44.5													
12/24	@ Jets	9	391	43.4	0	2	58	0	74	35.2													
1/1	DALLAS	4	161	40.3	0	1	49	0	17	36													
	2011 Totals	82	3745	45.7	6	25	62	0	397	39.2													
	Career Totals	445	19,330	43.4	43	62	66	0	1,855	37.3													
1/8	ATLANTA	4	183	45.8	1	1	54	0	0	40.8													
1/15	@ Green Bay	2	96	48.0	0	0	51	0	16	40													
1/22	@ San Francisco	12	557	46.4	0	2	57	0	70	40.6													

KICKING

		GIANTS							OPPONENTS						
		FIELD GOALS	11-19	20-29	30-39	40-49	50+	TOTAL	FIELD GOALS	11-19	20-29	30-39	40-49	50+	TOTAL
9/11	@ Washington	Tynes (38B)	0-0	0-0	0-1	0-0	0-0	0-1	Gano (39 WL)	0-0	0-0	0-1	0-0	0-0	0-1
9/19	ST. LOUIS	Tynes ()	0-0	0-0	0-0	0-0	0-0	0-0	Brown (21)(25)(27)	0-0	3-3	0-0	0-0	0-0	3-3
9/25	@ Philadelphia	Tynes ()	0-0	0-0	0-0	0-0	0-0	0-0	Heney (21)(38)(21)	0-0	2-2	1-1	0-0	0-0	3-3
10/2	@ Arizona	Tynes (30)	0-0	0-0	1-1	0-0	0-0	1-1	Feely (27) (27)	0-0	2-2	0-0	0-0	0-0	2-2
10/9	SEATTLE	Tynes (26)	0-0	1-1	0-0	0-0	0-0	1-1	Hauschka (51) (43)	0-0	0-0	0-0	1-1	1-1	2-2
10/16	BUFFALO	Tynes (26) 50B (23)	0-0	2-2	0-0	0-0	0-1	2-3	Lindell (49)	0-0	0-0	0-0	1-1	0-0	1-1
10/30	MIAMI	Tynes (25) (29)	0-0	2-2	0-0	0-0	0-0	2-2	Carpenter (40)	0-0	0-0	0-0	1-1	0-0	1-1
11/6	@ New England	Tynes (22)	0-0	1-1	0-0	0-0	0-0	1-1	Gostkowski (32) (45)	0-0	0-1	1-1	1-1	0-0	2-3
11/13	@ San Francisco	Tynes (23) (25)	0-0	2-2	0-0	0-0	0-0	2-2	Akers (36) (52) (39) (28)	0-0	1-1	2-2	0-0	1-1	4-4
11/20	PHILADELPHIA	Tynes (48)	0-0	0-0	0-0	1-1	0-0	1-1	Heney (33)	0-0	0-0	1-1	0-0	0-0	1-1
11/28	@ New Orleans	Tynes (42) 61SH	0-0	0-0	0-0	1-1	0-1	1-2							
12/4	GREEN BAY	Tynes (38) (50)	0-0	0-0	1-1	0-0	1-1	2-2	Crosby 43WR (31)	0-0	0-0	1-1	0-1	0-0	1-2
12/11	@ Dallas	Tynes (23) (26)	0-0	2-2	0-0	0-0	0-0	2-2	Bailey (49) (49) 47B	0-0	0-0	0-0	2-3	0-0	2-3
12/18	WASHINGTON	Tynes (40) 44WL	0-0	0-0	0-0	1-2	0-0	1-2	Gano (36)(43)(25)	0-0	1-1	1-1	1-1	0-0	3-3
12/24	@ Jets	Tynes (21) (36)	0-0	1-1	1-1	0-0	0-0	2-2	Folk 44WR	0-0	0-0	0-0	0-1	0-0	0-0
1/1	DALLAS	Tynes 40WR (28)	0-0	1-1	0-0	0-1	0-0	1-2	Bailey 52WL	0-0	0-0	0-0	0-0	0-1	0-1
	2011 Totals		0-0	12-12	3-4	3-5	1-3	19-24		0-0	9-10	7-8	7-10	2-3	25-31
1/8	ATLANTA	Tynes (22) 32WR	0-0	1-1	0-1	0-0	0-0	1-2							
1/15	@ Green Bay	Tynes (31)40B(23)(35)	0-0	1-1	2-2	0-1	0-0	3-4	Crosby (47)(35)	0-0	0-0	1-1	1-1	0-0	2-2
1/22	@ San Francisco	Tynes (31)(31)	0-0	0-0	2-2	0-0	0-0	2-2	Akers (25)	0-0	1-1	0-0	0-0	0-0	1-1

NEW YORK GIANTS INDIVIDUAL PUNT RETURNS

	87 Domenik Hixon						31 Aaron Ross						80 Victor Cruz						12 Jerell Jernigan					
	NO.	YDS	AVG	FC	LG	TD	NO.	YDS	AVG	FC	LG	TD	NO.	YDS	AVG	FC	LG	TD	NO.	YDS	AVG	FC	LG	TD
9/11 @ Washington	2	59	29.5	2	18	0																		
9/19 ST. LOUIS	1	4	4.0	1	4	0	2	13	6.5	1	7	0												
9/25 @ Philadelphia							0	0	0.0	1	0	0												
10/2 @ Arizona							3	30	10.0	1	18	0												
10/9 SEATTLE							2	12	6.0	1	7	0												
10/16 BUFFALO							1	17	17.0	0	17	0												
10/30 MIAMI							4	28	7.0	1	10	0												
11/6 @ New England							1	0	0.0	4	0	0												
11/13 @ San Francisco													3	12	4.0	0	11	0						
11/20 PHILADELPHIA										1						2								
11/28 @ New Orleans							1	-1	-1	1	-1	0												
12/4 GREEN BAY										2												1		
12/11 @ Dallas																								
12/18 WASHINGTON																								
12/24 @ Jets																								
1/1 DALLAS																								
2011 Totals	3	63	21.0	3	18	0	14	99	7.1	13	18	0	3	12	4.0	2	11	0	0	0	####	1	0	0
Career Totals	51	593	11.6	34	79	1	22	149	6.8	13	14	0	3	12	4.0	2	11	0	0	0	####	1	0	0
1/8 ATLANTA																								
1/15 @ Green Bay																								
1/22 @ San Francisco							3	29	9.7	0	14	0												

	36 Will Blackmon						26 Antrel Rolle																	
	NO.	YDS	AVG	FC	LG	TD	NO.	YDS	AVG	FC	LG	TD												
9/11 @ Washington																								
9/19 ST. LOUIS																								
9/25 @ Philadelphia																								
10/2 @ Arizona																								
10/9 SEATTLE																								
10/16 BUFFALO																								
10/30 MIAMI																								
11/6 @ New England																								
11/13 @ San Francisco																								
11/20 PHILADELPHIA																								
11/28 @ New Orleans																								
12/4 GREEN BAY																								
12/11 @ Dallas	2	21	10.5	0	16	0																		
12/18 WASHINGTON																								
12/24 @ Jets	1	3	3.0	2	3	0	2	4	2.0	0	3	0												
1/1 DALLAS	3	1	.3	0	1	0																		
2011 Totals	6	25	4.2	2	16	0	2	4	2.0	0	3	0												
Career Totals	67	634	9.5	21	76	3																		
1/8 ATLANTA	5	28	5.6	1	12	0																		
1/15 @ Green Bay	0	0	0	1	0	0																		
1/22 @ San Francisco	3	26	8.7	2	13	0																		



**2011 Ball Possessions, Scoring
Drives and Misc. Statistics**

2011 BALL POSSESSION AND DRIVE CHART

NEW YORK GIANTS AT WASHINGTON REDSKINS (9/11/11)

GIANTS (25:21)
AVERAGE DRIVE START NYG 23

REDSKINS (32:36)
AVERAGE DRIVE START WAS 30

	<u>PLAYS</u>	<u>YARDS</u>	<u>TIME</u>	<u>END</u>		<u>PLAYS</u>	<u>YARDS</u>	<u>TIME</u>	<u>END</u>
1.	5	14	2:27	Punt	1.	3	4	1:32	Punt
2.	4	70	:35	Touchdown	2.	3	0	:33	Punt
3.	5	15	2:37	Punt	3.	10	61	5:19	Missed FG
4.	5	19	2:14	Punt	4.	11	66	5:32	Touchdown
5.	8	85	4:44	Touchdown	5.	3	5	1:39	Punt
6.	1	0	:37	Half	6.	5	80	2:11	Touchdown
7.	3	0	1:57	Interception	7.	5	28	2:15	Punt
8.	3	5	2:14	Punt	8.	7	19	4:34	Punt
9.	7	60	3:23	Downs	9.	3	-18	1:00	Fumble
10.	3	-5	1:35	Punt	10.	10	70	5:53	Touchdown
11.	4	7	2:05	Blocked FG	11.	5	17	2:08	Punt
12.	5	10	1:50	Punt					
13.	4	15	1:06	Game					

ST. LOUIS RAMS VS. NEW YORK GIANTS (9/19/11)

RAMS (25:48)
AVERAGE DRIVE START StL 25

GIANTS (34:12)
AVERAGE DRIVE START NYG 28

	<u>PLAYS</u>	<u>YARDS</u>	<u>TIME</u>	<u>END</u>		<u>PLAYS</u>	<u>YARDS</u>	<u>TIME</u>	<u>END</u>
1.	9	84	3:19	Field Goal	1.	6	43	2:27	Interception
2.	10	67	2:26	Field Goal	2.	3	0	1:10	Punt
3.	3	9	1:47	Punt	3.	5	38	2:17	Touchdown
4.	6	41	2:22	Fumble	4.	3	7	1:34	Punt
5.	3	1	1:07	Punt	5.	3	3	1:40	Punt
6.	5	10	1:58	Punt	6.	3	-3	1:24	Punt
7.	3	2	1:22	Punt	7.	3	6	2:09	Punt
8.	1	-2	0:21	Half	8.	8	86	2:37	Touchdown
9.	8	60	3:11	Field Goal	9.	10	81	5:30	Touchdown
10.	13	72	5:01	Touchdown	10.	8	32	3:46	Punt
11.	3	7	1:24	Punt	11.	6	18	3:48	Punt
12.	3	4	0:56	Punt	12.	9	42	4:16	Downs
13.	3	-18	0:34	Punt	13.	3	-3	1:34	Game

NEW YORK GIANTS AT PHILADELPHIA EAGLES (9/25/11)

GIANTS (23:09)
AVERAGE DRIVE START NYG 27

EAGLES (36:51)
AVERAGE DRIVE START PHI 26

	<u>PLAYS</u>	<u>YARDS</u>	<u>TIME</u>	<u>END</u>		<u>PLAYS</u>	<u>YARDS</u>	<u>TIME</u>	<u>END</u>
1.	3	0	:54	Punt	1.	10	40	5:19	Interception
2.	6	73	2:43	Touchdown	2.	7	18	3:49	Punt
3.	3	82	1:26	Touchdown	3.	15	77	8:02	Field Goal
4.	7	51	2:32	Downs	4.	7	60	3:21	Touchdown
5.	3	-1	:42	Punt	5.	5	36	1:12	Field Goal
6.	6	30	3:26	Punt	6.	4	14	1:43	Punt
7.	3	-3	1:39	Punt	7.	14	88	8:52	Field Goal
8.	7	54	3:30	Touchdown	8.	5	27	2:43	Downs
9.	10	51	4:28	Touchdown	9.	1	0	:07	Interception
10.	3	-3	1:49	End Game	10.	7	29	1:43	Interception

2011 BALL POSSESSION AND DRIVE CHART

NEW YORK GIANTS AT ARIZONA CARDINALS (10/2/11)

GIANTS (28:01)
AVERAGE DRIVE START NYG 28

CARDINALS (31:59)
AVERAGE DRIVE START ARZ 33

	PLAYS	YARDS	TIME	END		PLAYS	YARDS	TIME	END
1.	3	-3	:23	Fumble	1.	4	7	1:35	Field Goal
2.	3	1	1:28	Punt	2.	8	30	3:38	Fumble
3.	9	29	5:39	Punt	3.	16	79	9:20	Field Goal
4.	10	69	5:03	Touchdown	4.	3	-13	1:05	Punt
5.	3	4	:41	Punt	5.	3	9	:39	Punt
6.	5	61	:28	Field Goal	6.	1	-1	:01	Half
7.	3	8	3:00	Punt	7.	8	78	4:36	Touchdown
8.	1	-15	:07	Fumble	8.	7	30	3:42	Punt
9.	13	75	5:48	Touchdown	9.	2	5	:40	Touchdown
10.	4	14	2:23	Punt	10.	3	7	1:19	Interception
11.	7	80	1:39	Touchdown	11.	6	77	3:09	Touchdown
12.	2	48	:31	Touchdown	12.	3	6	:27	Punt
13.	3	-3	:51	End Game	13.	8	46	1:48	Downs

SEATTLE SEAHAWKS VS. NEW YORK GIANTS (10/9/11)

SEAHAWKS (28:46)
AVERAGE DRIVE START SEA 27

GIANTS (31:14)
AVERAGE DRIVE START NYG 21

	PLAYS	YARDS	TIME	END		PLAYS	YARDS	TIME	END
1.	8	80	2:32	Touchdown	1.	7	80	3:20	Touchdown
2.	5	6	2:09	Punt	2.	3	-3	1:33	Fumble
3.	2	-2	:12	Fumble	3.	3	1	1:57	Punt
4.	2	48	:17	Touchdown	4.	6	31	3:52	Punt
5.	13	85	5:54	Fumble	5.	4	0	2:27	Punt
6.	3	6	2:05	Punt	6.	1	0	:10	Interception
7.	3	2	1:16	Punt	7.	3	-3	:27	Punt
8.	3	5	:58	Interception	8.	4	59	:40	Touchdown
9.	1	-1	:11	End of Half	9.	3	-1	2:11	Punt
10.	3	-3	1:42	Punt	10.	3	7	1:45	Punt
11.	5	18	2:15	Punt	11.	1	-5	:05	Safety
12.	5	15	2:27	Punt	12.	5	25	2:22	Punt
13.	9	33	2:45	Field Goal	13.	3	65	1:51	Touchdown
14.	4	25	1:12	Punt	14.	3	8	:46	Fumble
15.	4	0	:24	Field Goal	15.	10	72	5:26	Field Goal
16.	7	80	2:12	Touchdown	16.	5	70	1:29	Interception
17.	1	-1	:15	End Game	17.	4	30	:53	Interception

BUFFALO BILLS VS. NEW YORK GIANTS (10/16/11)

BILLS (29:13)
AVERAGE DRIVE START BUF 20

GIANTS (30:47)
AVERAGE DRIVE START NYG 23

	PLAYS	YARDS	TIME	END		PLAYS	YARDS	TIME	END
1.	5	20	3:22	Punt	1.	4	19	2:16	Punt
2.	1	80	:14	Touchdown	2.	9	69	4:02	Touchdown
3.	6	78	2:49	Touchdown	3.	3	5	1:53	Punt
4.	7	14	4:23	Punt	4.	13	65	5:33	Field Goal
5.	6	33	2:19	Field Goal	5.	5	89	2:30	Touchdown
6.	6	16	3:00	Punt	6.	3	10	:39	End of Half
7.	5	21	2:44	Interception	7.	10	75	5:07	Touchdown
8.	12	55	7:02	Touchdown	8.	7	16	3:10	Missed FG
9.	5	47	2:47	Interception	9.	3	12	2:08	Punt
10.	5	10	:59	Downs	10.	9	55	2:30	Field Goal
					11.	2	-1	:59	End Game

2011 BALL POSSESSION AND DRIVE CHART

MIAMI DOLPHINS VS. NEW YORK GIANTS (10/30/11)

DOLPHINS (27:34)					GIANTS (32:26)				
AVERAGE DRIVE START MIA 23					AVERAGE DRIVE START NYG 31				
	PLAYS	YARDS	TIME	END		PLAYS	YARDS	TIME	END
1.	10	54	5:56	Touchdown	1.	10	51	4:54	Downs
2.	12	86	5:40	Touchdown	2.	7	71	3:53	Field Goal
3.	6	13	3:25	Punt	3.	6	13	2:03	Punt
4.	1	-1	0:08	End of Half	4.	13	79	4:01	Touchdown
5.	7	58	2:43	Field Goal	5.	8	41	4:09	Punt
6.	3	7	1:38	Punt	6.	3	2	1:30	Punt
7.	4	25	2:15	Punt	7.	12	88	7:08	Field Goal
8.	3	7	2:09	Punt	8.	6	53	2:30	Touchdown
9.	3	-14	1:49	Punt	9.	3	7	0:34	Punt
10.	5	11	1:51	Interception	10.	3	-3	1:44	End of Game

NEW YORK GIANTS AT NEW ENGLAND PATRIOTS (11/6/11)

GIANTS (30:17)					PATRIOTS (29:43)				
AVERAGE DRIVE START NYG 18					AVERAGE DRIVE START NE 22				
	PLAYS	YARDS	TIME	END		PLAYS	YARDS	TIME	END
1.	4	22	1:37	Punt	1.	4	27	2:30	Punt
2.	7	32	3:41	Punt	2.	3	8	1:52	Punt
3.	3	5	1:31	Punt	3.	8	54	3:57	Interception
4.	5	15	1:50	Punt	4.	5	12	2:09	Punt
5.	8	30	4:25	Punt	5.	3	4	1:43	Punt
6.	3	6	1:25	Punt	6.	12	83	3:17	Missed FG
7.	1	-1	:03	Half	7.	3	22	1:22	Interception
8.	7	57	3:29	Field Goal	8.	3	-1	:54	Fumble
9.	1	10	:05	Touchdown	9.	3	0	:51	Punt
10.	3	5	1:35	Punt	10.	7	19	2:50	Field Goal
11.	5	40	1:45	Interception	11.	7	80	2:41	Touchdown
12.	6	22	3:25	Punt	12.	9	58	3:55	Field Goal
13.	8	50	4:05	Touchdown	13.	9	64	1:27	Touchdown
14.	8	60	1:21	Touchdown	14.	2	8	:15	End of Game

NEW YORK GIANTS AT SAN FRANCISCO 49ers (11/13/11)

GIANTS (34:37)					49ers (25:23)				
AVERAGE DRIVE START NYG 19					AVERAGE DRIVE START SF 20				
	PLAYS	YARDS	TIME	END		PLAYS	YARDS	TIME	END
1.	14	75	8:33	Field Goal	1.	12	67	6:02	Field Goal
2.	13	73	6:20	Field Goal	2.	6	51	4:05	Field Goal
3.	2	0	:21	Interception	3.	7	32	3:11	Field Goal
4.	2	7	:34	Half	4.	4	19	:54	Interception
5.	3	-3	1:34	Punt	5.	10	70	3:46	Field Goal
6.	10	89	5:38	Touchdown	6.	3	3	1:37	Punt
7.	3	6	:56	Punt	7.	3	4	1:08	Punt
8.	2	3	:56	Interception	8.	4	45	1:59	Touchdown
9.	7	75	3:44	Touchdown	9.	1	17	:05	Touchdown
10.	16	70	6:01	Downs	10.	3	0	2:02	Punt
					11.	3	-3	:34	End of Game

2011 BALL POSSESSION AND DRIVE CHART

PHILADELPHIA EAGLES VS. NEW YORK GIANTS (11/20/11)

EAGLES (36:18) AVERAGE DRIVE START PHI 28					GIANTS (23:42) AVERAGE DRIVE START NYG 23				
	PLAYS	YARDS	TIME	END		PLAYS	YARDS	TIME	END
1.	6	32	4:20	Punt	1.	3	3	1:00	Punt
2.	2	0	:48	Interception	2.	3	16	1:28	Interception
3.	3	6	2:13	Punt	3.	5	19	2:46	Punt
4.	3	1	:51	Punt	4.	3	-1	1:34	Punt
5.	9	56	3:29	Field Goal	5.	3	9	1:55	Punt
6.	2	2	:47	Interception	6.	3	-12	2:04	Punt
7.	7	30	4:19	Punt	7.	3	2	:56	Punt
8.	1	14	:08	Touchdown	8.	8	50	1:22	Field Goal
9.	4	25	2:34	Punt	9.	5	20	3:42	Punt
10.	5	58	2:33	Interception	10.	3	9	1:11	Punt
11.	6	24	4:08	Punt	11.	6	25	2:35	Punt
12.	18	80	8:51	Touchdown	12.	5	73	1:41	Touchdown
13.	5	63	1:17	End Game	13.	6	65	1:28	Fumble

NEW YORK GIANTS AT NEW ORLEANS SAINTS (11/28/11)

GIANTS (31:28) AVERAGE DRIVE START NYG 23					SAINTS (28:32) AVERAGE DRIVE START NO 22				
	PLAYS	YARDS	TIME	END		PLAYS	YARDS	TIME	END
1.	9	72	5:23	Interception	1.	11	90	5:10	Downs
2.	9	46	5:2	Field Goal	2.	10	90	4:35	Touchdown
3.	5	22	2:08	Punt	3.	5	16	2:01	Punt
4.	9	28	1:12	Punt	4.	7	80	3:00	Touchdown
5.	4	32	0:35	Missed FG	5.	6	88	:34	Touchdown
6.	6	62	4:17	Touchdown	6.	9	78	4:55	Touchdown
7.	3	9	1:22	Fumble	7.	2	29	:13	Touchdown
8.	5	13	2:39	Downs	8.	3	0	:23	Punt
9.	3	84	1:21	Touchdown	9.	9	68	4:09	Touchdown
10.	12	71	5:29	Touchdown	10.	4	8	2:31	Downs
11.	4	5	:38	Downs	11.	3	40	1:01	Touchdown
12.	3	21	1:02	End of Game					

GREEN BAY PACKERS VS. NEW YORK GIANTS (12/4/11)

PACKERS (33:03) AVERAGE DRIVE START GB 26					GIANTS (26:57) AVERAGE DRIVE START NYG 26				
	PLAYS	YARDS	TIME	END		PLAYS	YARDS	TIME	END
1.	8	18	3:39	Punt	1.	3	79	1:36	Touchdown
2.	6	64	2:56	Touchdown	2.	3	2	1:43	Punt
3.	3	2	1:07	Punt	3.	6	51	3:06	Field Goal
4.	6	15	2:00	Punt	4.	3	25	1:03	Interception
5.	2	4	:51	Interception	5.	5	15	2:19	Punt
6.	11	80	5:34	Touchdown	6.	6	28	2:20	Punt
7.	4	25	:26	Missed FG	7.	2	12	:36	Touchdown
8.	10	60	5:10	Touchdown	8.	4	20	:44	Fumble
9.	8	30	4:08	Punt	9.	5	76	3:20	Touchdown
10.	8	26	2:40	Punt	10.	14	68	6:29	Field Goal
11.	8	57	3:34	Touchdown	11.	3	2	1:05	Punt
12.	5	68	:58	Field Goal	12.	9	69	2:36	Touchdown

2011 BALL POSSESSION AND DRIVE CHART

NEW YORK GIANTS AT DALLAS COWBOYS (12/11/11)

GIANTS (34:19)
AVERAGE DRIVE START NYG 30

COWBOYS (25:41)
AVERAGE DRIVE START DAL 22

	PLAYS	YARDS	TIME	END		PLAYS	YARDS	TIME	END
1.	7	26	3:34	Punt	1.	3	3	1:05	Punt
2.	7	66	2:35	Field Goal	2.	2	-8	0:39	Safety
3.	10	72	5:04	Touchdown	3.	8	80	4:18	Touchdown
4.	8	37	4:48	Punt	4.	11	75	6:19	Touchdown
5.	4	6	0:22	Field Goal	5.	1	5	0:13	Fumble
6.	1	-1	0:15	End of Half	6.	6	49	0:48	Field Goal
7.	3	8	2:07	Punt	7.	11	41	5:11	Field Goal
8.	9	97	3:12	Touchdown	8.	4	9	2:56	Punt
9.	5	18	2:20	Punt	9.	4	85	1:31	Touchdown
10.	11	59	6:08	Interception	10.	2	49	0:54	Touchdown
11.	8	75	2:27	Touchdown	11.	3	5	1:02	Punt
12.	6	48	1:26	Touchdown	12.	6	51	0:45	Missed FG
13.	1	-1	:01	End of Game					

WASHINGTON REDSKINS VS. NEW YORK GIANTS (12/18/11)

REDSKINS (35:00)
AVERAGE DRIVE START WAS 34

GIANTS (25:00)
AVERAGE DRIVE START NYG 24

	PLAYS	YARDS	TIME	END		PLAYS	YARDS	TIME	END
1.	1	0	0:16	Interception	1.	3	0	0:29	Punt
2.	10	52	5:01	Field Goal	2.	4	21	1:30	Punt
3.	1	0	0:11	Interception	3.	3	8	1:59	Punt
4.	13	72	6:52	Touchdown	4.	2	11	1:04	Interception
5.	9	41	4:42	Touchdown	5.	5	25	3:34	Punt
6.	7	28	3:22	Downs	6.	6	46	0:58	Field Goal
7.	0	0	0:02	End of Half	7.	2	3	1:02	Interception
8.	4	9	2:09	Field Goal	8.	12	54	6:21	Missed FG
9.	10	59	5:31	Field Goal	9.	5	64	2:11	Interception
10.	3	6	1:31	Punt	10.	8	17	2:22	Downs
11.	9	34	4:50	Punt	11.	13	76	3:30	Touchdown
12.	1	-1	0:33	End of Game					

NEW YORK GIANTS AT NEW YORK JETS (12/24/11)

GIANTS (23:54)
AVERAGE DRIVE START NYG 30

JETS (36:06)
AVERAGE DRIVE START NYJ 31

	PLAYS	YARDS	TIME	END		PLAYS	YARDS	TIME	END
1.	3	10	2:22	Punt	1.	10	48	4:42	Touchdown
2.	3	-2	1:22	Punt	2.	5	17	2:05	Punt
3.	6	17	1:53	Punt	3.	3	9	2:25	Punt
4.	9	53	3:20	Field Goal	4.	9	45	5:36	Punt
5.	3	5	1:32	Punt	5.	3	5	2:06	Punt
6.	3	99	0:25	Touchdown	6.	13	61	2:12	Missed FG
7.	3	2	1:40	Punt	7.	3	0	0:35	Punt
8.	3	9	0:57	Punt	8.	5	11	2:43	Punt
9.	4	14	2:01	Punt	9.	5	29	3:08	Punt
10.	4	81	1:46	Touchdown	10.	4	19	1:57	Punt
11.	4	-4	1:28	Field Goal	11.	3	1	0:27	Interception
12.	1	0	0:10	Interception	12.	13	56	4:25	Fumble
13.	3	2	1:38	Punt	13.	4	20	1:26	Touchdown
14.	6	28	2:31	Punt	14.	3	-4	0:44	Punt
15.	1	19	0:09	Touchdown	15.	1	-8	0:11	Safety
16.	1	-1	0:40	End of Game	16.	6	22	1:24	Interception

2011 BALL POSSESSION AND DRIVE CHART

DALLAS COWBOYS VS. NEW YORK GIANTS (1/1/12)

COWBOYS (25:27) AVERAGE DRIVE START DAL 27					GIANTS (34:33) AVERAGE DRIVE START NYG 31				
	PLAYS	YARDS	TIME	END		PLAYS	YARDS	TIME	END
1.	3	6	1:38	Punt	1.	6	16	3:27	Punt
2.	4	10	2:09	Punt	2.	6	96	2:49	Touchdown
3.	3	-1	2:03	Punt	3.	10	49	4:27	Touchdown
4.	3	-5	1:58	Punt	4.	7	26	4:00	Missed FG
5.	5	34	2:56	Punt	5.	8	80	3:24	Touchdown
6.	7	52	1:09	Missed FG	6.	5	41	3:38	Punt
7.	9	94	4:28	Touchdown	7.	3	-1	1:23	Punt
8.	5	13	1:24	Interception	8.	4	3	1:44	Downs
9.	8	49	3:27	Downs	9.	3	9	2:16	Punt
10.	3	26	1:25	Touchdown	10.	9	65	4:30	Field Goal
11.	3	-3	0:50	Punt	11.	4	45	1:14	Touchdown
12.	7	25	2:00	Fumble	12.	3	-2	1:41	End of Game

NFC WILDCARD ATLANTA FALCONS VS. NEW YORK GIANTS (1/8/12)

FALCONS (25:26) AVERAGE DRIVE START ATL 22					GIANTS (34:34) AVERAGE DRIVE START NYG 24				
	PLAYS	YARDS	TIME	END		PLAYS	YARDS	TIME	END
1.	3	1	1:36	Punt	1.	3	11	1:52	Punt
2.	3	3	0:59	Punt	2.	3	6	1:40	Punt
3.	14	66	6:41	Downs	3.	4	18	2:18	Punt
4.	5	20	3:25	Punt	4.	2	-1	1:10	Safety
5.	3	12	1:00	Punt	5.	13	85	7:32	Touchdown
6.	6	25	1:08	End of Half	6.	3	9	0:39	Punt
7.	5	10	2:22	Punt	7.	11	82	4:47	Field Goal
8.	9	63	3:35	Downs	8.	3	79	1:32	Touchdown
9.	3	8	2:11	Punt	9.	10	85	5:38	Touchdown
10.	3	0	0:33	Punt	10.	12	66	6:25	Missed FG
11.	10	10	1:56	Downs	11.	2	2	1:01	End of Game

NFC DIVISIONAL PLAYOFF NEW YORK GIANTS AT GREEN BAY PACKERS (1/15/12)

GIANTS (29:35) AVERAGE DRIVE START NYG 42					PACKERS (30:25) AVERAGE DRIVE START GB 26				
	PLAYS	YARDS	TIME	END		PLAYS	YARDS	TIME	END
1.	13	67	6:27	Field Goal	1.	8	50	3:00	Field Goal
2.	4	80	1:46	Touchdown	2.	9	55	3:53	Touchdown
3.	5	20	2:22	Missed FG	3.	8	37	3:29	Punt
4.	8	46	3:36	Interception	4.	4	15	1:50	Fumble
5.	5	29	1:46	Field Goal	5.	5	13	1:10	Punt
6.	4	69	0:41	Touchdown	6.	9	43	4:32	Fumble
7.	3	9	1:40	Punt	7.	10	63	4:58	Field Goal
8.	3	15	2:09	Punt	8.	8	31	3:47	Downs
9.	10	33	5:06	Field Goal	9.	2	15	0:55	Fumble
10.	1	4	0:05	Touchdown	10.	8	61	2:02	Touchdown
11.	6	50	2:10	Touchdown	11.	4	5	0:49	Interception
12.	3	-1	1:47	End of Game					

2011 BALL POSSESSION AND DRIVE CHART

NFC CHAMPIONSHIP GAME NEW YORK GIANTS AT SAN FRANCISCO (1/22/12)

GIANTS (39:36)
AVERAGE DRIVE START NYG 29

49ERS (28:18)
AVERAGE DRIVE START SF 29

	<u>PLAYS</u>	<u>YARDS</u>	<u>TIME</u>	<u>END</u>		<u>PLAYS</u>	<u>YARDS</u>	<u>TIME</u>	<u>END</u>
1.	9	14	4:38	Punt	1.	5	16	2:58	Punt
2.	9	35	4:58	Downs	2.	2	73	0:13	Touchdown
3.	10	69	4:16	Touchdown	3.	3	-4	1:42	Punt
4.	5	22	2:37	Punt	4.	9	45	5:47	Punt
5.	10	56	1:34	Field Goal	5.	3	4	1:15	Punt
6.	3	9	1:35	Punt	6.	0	0	0:02	End of Half
7.	5	22	2:44	Punt	7.	7	19	3:53	Punt
8.	4	12	2:03	Punt	8.	3	54	1:30	Touchdown
9.	3	5	1:02	Punt	9.	3	8	1:20	Punt
10.	3	-5	1:29	Punt	10.	5	37	3:16	Punt
11.	6	39	2:34	Touchdown	11.	6	48	2:55	Field Goal
12.	3	7	1:32	Punt	12.	3	-7	1:03	Punt
13.	3	-5	1:17	Punt	13.	3	0	0:29	Punt
14.	4	36	0:59	Punt	14.	3	32	0:19	End of Half
15.	4	14	1:22	Punt	15.	3	9	1:36	Punt
16.	5	3	2:30	Punt					
17.	5	16	2:26	Field Goal					

2011 NEW YORK GIANTS SCORING DRIVES

SEPT. 11 at Washington

TEAM	QTR	TIME	SCORING PLAY	NYG	WAS
Giants	1	9:53	E.Manning 2 yd. run (L.Tynes kick) (4-70, 0:35)	7	0
Redskins	2	11:25	T.Hightower 1 yd. run (G.Gano kick) (11-66, 5:32)	7	7
Giants	2	2:48	A.Bradshaw 6 yd. run (L.Tynes kick) (8-85, 4:44)	14	7
Redskins	2	0:37	A.Armstrong 6 yd. pass from R.Grossman (G.Gano kick) (5-80, 2:11)	14	14
Redskins	3	13:03	R.Kerrigan 9 yd. interception return (G.Gano kick)	14	21
Redskins	4	5:04	J.Gaffney 4 yd. pass from R.Grossman (G.Gano kick) (10-70, 5:53)	14	28

SEPT. 19 vs. St. Louis

TEAM	QTR	TIME	SCORING PLAY	STL	NYG
Rams	1	9:14	Josh.Brown 21 yd. Field Goal (9-84, 3:19)	3	0
Giants	1	5:47	H.Nicks 3 yd. pass from E.Manning (L.Tynes kick) (5-38, 2:17)	3	7
Rams	1	3:21	Josh.Brown 25 yd. Field Goal (10-67, 2:26)	6	7
Giants	2	10:58	M.Boley 65 yd. fumble return (L.Tynes kick)	6	14
Giants	2	0:21	D.Hixon 22 yd. pass from E.Manning (L.Tynes kick) (8-86, 2:37)	6	21
Rams	3	11:49	Josh.Brown 27 yd. Field Goal (8-60, 3:11)	9	21
Giants	3	6:19	B.Jacobs 9 yd. run (L.Tynes kick) (10-81, 5:30)	9	28
Rams	3	1:18	D.Alexander 19 yd.pass from S.Bradford(J. Brown kick) (13-72, 5:01)	16	28

SEPT. 25 at Philadelphia

TEAM	QTR	TIME	SCORING PLAY	NYG	PHI
Giants	1	6:04	B.Jacobs 40 yd. pass from E.Manning (L.Tynes kick) (6-73, 2:43)	7	0
Giants	1	0:49	V.Cruz 74 yd. pass from E.Manning (L.Tynes kick) (3-82, 1:26)	14	0
Eagles	2	7:47	A.Henery 21 yd. Field Goal (15-77, 8:02)	14	3
Eagles	2	1:54	L.McCoy 11 yd. run (A.Henery kick) (7-71, 3:21)	14	10
Eagles	2	0:00	A.Henery 38 yd. Field Goal (5-26, 1:12)	14	13
Eagles	3	0:59	A.Henery 21 yd. Field Goal (14-88, 8:52)	14	16
Giants	4	8:07	V.Cruz 28 yd. pass from E.Manning (B.Jacobs run) (7-54, 3:30)	22	16
Giants	4	3:32	A.Bradshaw 18 yd. pass from E.Manning (L.Tynes kick) (10-56, 4:28)	29	16

OCT. 2 at Arizona

TEAM	QTR	TIME	SCORING PLAY	NYG	ARI
Cardinals	1	13:02	J.Feely 27 yd. Field Goal (4-7, 1:35)	0	3
Cardinals	2	7:57	J.Feely 27 yd. Field Goal (16-79, 9:20)	0	6
Giants	2	2:54	A.Bradshaw 13 yd. run (L.Tynes kick) (10-69, 5:03)	7	6
Giants	2	0:01	L.Tynes 30 yd. Field Goal (5-61, 0:28)	10	6
Cardinals	3	10:24	C.Wells 1 yd. run (J.Feely kick) (8-78, 4:36)	10	13
Cardinals	3	2:55	C.Wells 1 yd. run (J.Feely kick) (2-5, 0:40)	10	20
Giants	4	12:07	B.Jacobs 1 yd. run (L.Tynes kick) (13-75, 5:48)	17	20
Cardinals	4	5:16	C.Wells 2 yd. run (J.Feely kick) (6-77, 3:09)	17	27
Giants	4	3:37	J.Ballard 2 yd. pass from E.Manning (L.Tynes kick) (7-80, 1:39)	24	27
Giants	4	2:39	H.Nicks 29 yd. pass from E.Manning (L.Tynes kick) (2-48, 0:31)	31	27

OCT. 9 vs. Seattle

TEAM	QTR	TIME	SCORING PLAY	SEA	NYG
Seahawks	1	12:28	B.Obomanu 11 yd. pass from T.Jackson (S.Hauschka kick) (8-80, 2:32)	7	0
Giants	1	9:08	J.Ballard 12 yd. pass from E.Manning (L.Tynes kick) (7-80, 3:20)	7	7
Seahawks	1	3:00	M.Lynch 1 yd. run (S.Hauschka kick) (2-48, 0:17)	14	7
Giants	2	0:11	H.Nicks 19 yd. pass from E.Manning (L.Tynes kick) (4-59, 0:40)	14	14
Seahawks	3	7:02	D.Ware tackled in end zone by T.Hargrove for a Safety	16	14
Seahawks	4	14:28	S.Hauschka 51 yd. Field Goal (9-33, 2:45)	19	14
Giants	4	12:37	V.Cruz 68 yd. pass from E.Manning (A.Bradshaw run) (3-65, 1:51)	19	22
Seahawks	4	10:15	S.Hauschka 43 yd. Field Goal (4-0, 0:24)	22	22
Giants	4	4:49	L.Tynes 26 yd. Field Goal (10-72, 5:26)	22	25
Seahawks	4	2:37	D.Baldwin 27 yd. pass from C.Whitehurst (S.Hauschka kick)(7-80, 2:12)	29	25
Seahawks	4	1:08	B.Browner 94 yd. interception return (S.Hauschka kick)	36	25

OCT. 16 vs. Buffalo

TEAM	QTR	TIME	SCORING PLAY	BUF	NYG
Giants	1	5:20	A.Bradshaw 1 yd. run (L.Tynes kick) (9-69, 4:02)	0	7
Bills	1	5:06	F.Jackson 80 yd. run (R.Lindell kick) (1-80, 0:14)	7	7
Bills	1	0:24	N.Roosevelt 60 yd. pass from R.Fitzpatrick (R.Lindell kick) (6-78, 2:49)	14	7

Giants	2	9:51	L.Tynes 26 yd. Field Goal (13-84, 5:33)	14	10
Giants	2	2:58	A.Bradshaw 1 yd. run (L.Tynes kick) (5-89, 2:30)	14	17
Bills	2	0:39	R.Lindell 49 yd. Field Goal (6-49, 2:19)	17	17
Giants	3	6:53	A.Bradshaw 1 yd. run (L.Tynes kick) (10-75, 5:07)	17	24
Bills	4	8:57	St.Johnson 9 yd. pass from R.Fitzpatrick (R.Lindell kick) (12-60, 7:02)	24	24
Giants	4	1:32	L.Tynes 23 yd. Field Goal (9-76, 2:30)	24	27

OCT. 30 vs. Miami

TEAM	QTR	TIME	SCORING PLAY	MIA	NYG
Dolphins	1	4:10	S.Slaton 1 yd. run (D.Carpenter kick) (10-66, 5:56)	7	0
Giants	1	0:17	L.Tynes 25 yd. Field Goal (7-56, 3:53)	7	3
Dolphins	2	9:37	M.Moore 1 yd. run (D.Carpenter kick) (12-90, 5:40)	14	3
Giants	2	0:08	M.Manningham 7 yd. pass from E.Manning (L.Tynes kick) (13-84, 4:01)	14	10
Dolphins	3	12:17	D.Carpenter 40 yd. Field Goal (7-58, 2:43)	17	10
Giants	4	10:37	L.Tynes 29 yd. Field Goal (12-78, 7:08)	17	13
Giants	4	5:58	V.Cruz 25 yd. pass from E.Manning (L.Tynes kick) (6-53, 2:30)	17	20

NOV. 6 at New England

TEAM	QTR	TIME	SCORING PLAY	NYG	NE
Giants	3	10:09	L.Tynes 22 yd. Field Goal (7-57, 3:29)	3	0
Giants	3	9:10	B.Jacobs 10 yd. run (L.Tynes kick) (1-10, 0:05)	10	0
Patriots	3	5:29	S.Gostkowski 32 yd. Field Goal (7-19, 2:50)	10	3
Patriots	4	14:28	A.Hernandez 5 yd. pass from T.Brady (S.Gostkowski kick) (7-80, 2:41)	10	10
Patriots	4	7:08	S.Gostkowski 45 yd. Field Goal (9-53, 3:55)	10	13
Giants	4	3:03	M.Manningham 10 yd. pass from E.Manning (L.Tynes kick) (8-85, 4:05)	17	13
Patriots	4	1:36	R.Gronkowski 14 yd. pass from T.Brady (S.Gostkowski kick) (9-64, 1:27)	17	20
Giants	4	0:15	J.Ballard 1 yd. pass from E.Manning (L.Tynes kick) (8-80, 1:21)	24	20

NOV. 13 at San Francisco

TEAM	QTR	TIME	SCORING PLAY	NYG	SF
Giants	1	6:27	L.Tynes 23 yd. Field Goal (14-75, 8:33)	3	0
49ers	1	0:25	D.Akers 36 yd. Field Goal (12-62, 6:02)	3	3
Giants	2	9:05	L.Tynes 25 yd. Field Goal (13-73, 6:20)	6	3
49ers	2	5:00	D.Akers 52 yd. Field Goal (6-46, 4:05)	6	6
49ers	2	1:49	D.Akers 39 yd. Field Goal (7-32, 3:11)	6	9
49ers	3	11:14	D.Akers 28 yd. Field Goal (10-70, 3:46)	6	12
Giants	3	2:25	M.Manningham 13 yd. pass from E.Manning(L.Tynes kick)(10-84, 5:38)	13	12
49ers	4	13:22	V.Davis 31 yd. pass from A. Smith(A. Smith-M.Crabtree pass)(4-50, 1:59)	13	20
49ers	4	12:21	K.Hunter 17 yd. run (D.Akers kick) (1-17, 0:05)	13	27
Giants	4	8:37	H.Nicks 32 yd. pass from E.Manning (L.Tynes kick) (7-80, 3:44)	20	27

NOV. 20 vs. Philadelphia

TEAM	QTR	TIME	SCORING PLAY	PHI	NYG
Eagles	2	11:31	A.Henery 33 yd. Field Goal (9-56, 3:29)	3	0
Eagles	2	1:22	S.Smith 14 yd. pass from V.Young (A.Henery kick) (1-14, 0:08)	10	0
Giants	2	0:00	L.Tynes 48 yd. Field Goal (8-50, 1:22)	10	3
Giants	4	11:36	V.Cruz 24 yd. pass from E.Manning (L.Tynes kick) (5-73, 1:41)	10	10
Eagles	4	2:45	R.Cooper 8 yd. pass from V.Young (A.Henery kick) (18-80, 8:51)	17	10

NOV. 28 at New Orleans

TEAM	QTR	TIME	SCORING PLAY	NYG	NO
Saints	2	14:52	L.Moore 4 yd. pass from D.Brees (J.Kasay kick) (10-80, 4:35)	0	7
Giants	2	9:30	L.Tynes 42 yd. Field Goal (9-46, 5:22)	3	7
Saints	2	2:21	J.Graham 5 yd. pass from D.Brees (J.Kasay kick) (7-80, 3:00)	3	14
Saints	2	0:35	L.Moore 10 yd. pass from D.Brees (J.Kasay kick) (6-88, 0:34)	3	21
Giants	3	10:43	B.Jacobs 8 yd. run (L.Tynes kick) (6-67, 4:17)	10	21
Saints	3	5:48	D.Brees 8 yd. run (J.Kasay kick) (9-73, 4:55)	10	28
Saints	3	4:13	J.Graham 29 yd. pass from D.Brees (J.Kasay kick) (2-29, 0:13)	10	35
Giants	4	14:50	V.Cruz 72 yd. pass from E.Manning (L.Tynes kick) (3-84, 1:21)	17	35
Saints	4	10:41	P.Thomas 12 yd. run (J.Kasay kick) (9-80, 4:09)	17	42
Giants	4	5:12	V.Cruz 4 yd. pass from E.Manning (L.Tynes kick) (12-80, 5:29)	24	42
Saints	4	1:02	M.Ingram 35 yd. run (J.Kasay kick) (3-40, 1:01)	24	49

DEC. 4 vs. Green Bay

TEAM	QTR	TIME	SCORING PLAY	GB	NYG
Giants	1	13:24	T.Beckum 67 yd. pass from E.Manning (L.Tynes kick) (3-79, 1:36)	0	7
Packers	1	5:06	J.Finley 12 yd. pass from A.Rodgers (M.Crosby kick) (6-64, 2:56)	7	7
Giants	1	2:00	L.Tynes 38 yd. Field Goal (6-51, 3:06)	7	10
Packers	2	14:50	C.Matthews 38 yd. interception return (M.Crosby kick)	14	10
Giants	2	6:44	B.Jacobs 1 yd. run (L.Tynes kick) (2-12, 0:36)	14	17
Packers	2	1:10	D.Driver 13 yd. pass from A.Rodgers (M.Crosby kick) (11-80, 5:34)	21	17
Packers	3	9:50	G.Jennings 20 yd. pass from A.Rodgers (M.Crosby kick) (10-80, 5:10)	28	17
Giants	3	6:30	H.Nicks 4 yd. pass from E.Manning (L.Tynes kick) (5-71, 3:20)	28	24
Giants	4	10:53	L.Tynes 50 yd. Field Goal (14-68, 6:29)	28	27
Packers	4	3:34	D.Driver 7 yd. pass from A.Rodgers (M.Crosby kick) (8-57, 3:34)	35	27
Giants	4	0:58	H.Nicks 2 yd. pass from E.Manning (D.Ware run) (9-69, 2:36)	35	35
Packers	4	0:00	M.Crosby 31 yd. Field Goal (5-68, 0:58)	38	35

DEC. 11 at Dallas

TEAM	QTR	TIME	SCORING PLAY	NYG	DAL
Giants	1	9:42	T.Romo sacked in end zone by J.Pierre-Paul for a Safety	2	0
Giants	1	7:07	L.Tynes 23 yd. Field Goal (7-66, 2:35)	5	0
Cowboys	1	2:49	J.Phillips 12 yd. pass from T.Romo (D.Bailey kick) (8-80, 4:18)	5	7
Giants	2	12:45	B.Jacobs 1 yd. run (L.Tynes kick) (10-80, 5:04)	12	7
Cowboys	2	6:26	L.Robinson 9 yd. pass from T.Romo (D.Bailey kick) (11-80, 6:19)	12	14
Giants	2	1:03	L.Tynes 26 yd. Field Goal (4-6, 0:22)	15	14
Cowboys	2	0:15	D.Bailey 49 yd. Field Goal (6-49, 0:48)	15	17
Cowboys	3	7:42	D.Bailey 49 yd. Field Goal (11-41, 5:11)	15	20
Giants	3	4:30	M.Manningham 47 yd. pass from E.Manning (L.Tynes kick) (9-85, 3:12)	22	20
Cowboys	4	12:43	M.Austin 6 yd. pass from T.Romo (D.Bailey kick) (4-80, 1:31)	22	27
Cowboys	4	5:41	D.Bryant 50 yd. pass from T.Romo (D.Bailey kick) (2-49, 0:54)	22	34
Giants	4	3:14	J.Ballard 8 yd. pass from E.Manning (L.Tynes kick) (8-80, 2:27)	29	34
Giants	4	0:46	B.Jacobs 1 yd. run (D.Ware run) (6-58, 1:26)	37	34

DEC. 18 vs. Washington

TEAM	QTR	TIME	SCORING PLAY	WAS	NYG
Redskins	1	9:14	G.Gano 36 yd. Field Goal (10-52, 5:01)	3	0
Redskins	2	13:42	S.Moss 20 yd. pass from R.Grossman (G.Gano kick) (13-82, 6:52)	10	0
Redskins	2	7:56	D.Young 6 yd. run (G.Gano kick) (9-41, 4:42)	17	0
Giants	2	0:02	L.Tynes 40 yd. Field Goal (6-46, 0:58)	17	3
Redskins	3	11:49	G.Gano 43 yd. Field Goal (4-9, 2:09)	20	3
Redskins	4	14:57	G.Gano 25 yd. Field Goal (10-59, 5:31)	23	3
Giants	4	0:33	A.Bradshaw 3 yd. run (L.Tynes kick) (13-76, 3:30)	23	10

DEC. 24 at Jets

TEAM	QTR	TIME	SCORING PLAY	NYG	NYJ
Jets	1	7:56	J.Baker 5 yd. pass from M.Sanchez (N.Folk kick) (10-53, 4:42)	0	7
Giants	2	11:51	L.Tynes 21 yd. Field Goal (9-53, 3:20)	3	7
Giants	2	2:12	V.Cruz 99 yd. pass from E.Manning (L.Tynes kick) (3-99, 0:25)	10	7
Giants	3	0:13	A.Bradshaw 14 yd. run (L.Tynes kick) (4-81, 1:46)	17	7
Giants	4	13:18	L.Tynes 36 yd. Field Goal (4--4, 1:28)	20	7
Jets	4	7:17	M.Sanchez 1 yd. run (N.Folk kick) (4-11, 1:26)	20	14
Giants	4	2:13	M.Sanchez sacked in end zone by C.Canty for a Safety	22	14
Giants	4	2:04	A.Bradshaw 19 yd. run (L.Tynes kick) (1-19, 0:09)	29	14

\

JAN. 1 vs. Dallas

TEAM	QTR	TIME	SCORING PLAY	DAL	NYG
Giants	1	4:57	V.Cruz 74 yd. pass from E.Manning (L.Tynes kick) (6-96, 2:49)	0	7
Giants	2	13:27	A.Bradshaw 5 yd. run (L.Tynes kick) (10-68, 4:27)	0	14
Giants	2	1:09	A.Bradshaw 10 yd. pass from E.Manning (L.Tynes kick) (8-80, 3:24)	0	21
Cowboys	3	6:54	L.Robinson 34 yd. pass from T.Romo (D.Bailey kick) (9-94, 4:28)	7	21
Cowboys	4	10:15	L.Robinson 6 yd. pass from T.Romo (D.Bailey kick) (3-26, 1:25)	14	21
Giants	4	5:45	L.Tynes 28 yd. Field Goal (9-65, 4:30)	14	24
Giants	4	3:41	H.Nicks 4 yd. pass from E.Manning (L.Tynes kick) (4-45, 1:14)	14	31

NFC WILD CARD GAME JAN. 8 vs. Falcons

TEAM	QTR	TIME	SCORING PLAY	ATL	NYG
Falcons	2	13:44	Penalty on E.Manning enforced in end zone for a Safety	2	0
Giants	2	2:47	H.Nicks 4 yd. pass from E.Manning (L.Tynes kick) (13-85, 7:32)	2	7
Giants	3	7:51	L.Tynes 22 yd. Field Goal (11-72, 4:47)	2	10
Giants	3	2:44	H.Nicks 72 yd. pass from E.Manning (L.Tynes kick) (3-79, 1:32)	2	17
Giants	4	9:55	M.Manningham 27 yd. pass from E.Manning (L.Tynes kick) (10-85, 5:38)	2	24

NFC DIVISIONAL PLAYOFF GAME JAN. 15 at Green Bay

TEAM	QTR	TIME	SCORING PLAY	NYG	GB
Giants	1	8:33	L.Tynes 31 yd. Field Goal (13-67, 6:27)	3	0
Packers	1	5:33	M.Crosby 47 yd. Field Goal (8-50, 3:00)	3	3
Giants	1	3:47	H.Nicks 66 yd. pass from E.Manning (L.Tynes kick) (4-80, 1:46)	10	3
Packers	2	14:54	J.Kuhn 8 yd. pass from A.Rodgers (M.Crosby kick) (9-60, 3:53)	10	10
Giants	2	1:51	L.Tynes 23 yd. Field Goal (5-29, 1:46)	13	10
Giants	2	0:00	H.Nicks 37 yd. pass from E.Manning (L.Tynes kick) (4-69, 0:41)	20	10
Packers	3	3:50	M.Crosby 35 yd. Field Goal (10-58, 4:58)	20	13
Giants	4	7:48	L.Tynes 35 yd. Field Goal (10-38, 5:06)	23	13
Giants	4	6:48	M.Manningham 4 yd. pass from E.Manning (L.Tynes kick) (1-4, 0:05)	30	13
Packers	4	4:46	D.Driver 16 yd. pass from A.Rodgers (M.Crosby kick) (8-76, 2:02)	30	20
Giants	4	2:36	B.Jacobs 14 yd. run (L.Tynes kick) (6-50, 2:10)	37	20

NFC CHAMPIONSHIP GAME JAN. 22 at San Francisco

TEAM	QTR	TIME	SCORING PLAY	NYG	SF
49ers	1	7:11	V.Davis 73 yd. pass from Alex Smith (D.Akers kick) (2-73, 0:13)	0	7
Giants	2	11:15	B.Pascoe 6 yd. pass from E.Manning (L.Tynes kick) (10-69, 4:16)	7	7
Giants	2	0:02	L.Tynes 31 yd. Field Goal (10-51, 1:34)	10	7
49ers	3	5:18	V.Davis 28 yd. pass from Alex Smith (D.Akers kick) (3-54, 1:30)	10	14
Giants	4	8:34	M.Manningham 17 yd. pass from E.Manning (L.Tynes kick) (6-29, 2:34)	17	14
49ers	4	5:39	D.Akers 25 yd. Field Goal (6-48, 2:55)	17	17
Giants	5	7:06	L.Tynes 31 yd. Field Goal (5-11, 2:26)	20	17

BIG PLAY PASSES 2011

(20 + YARDS)

GIANTS

OPPONENTS

Regular Season

PLAYERS	YARDS	DATE	OPPONENT	PLAYERS	YARDS	DATE	OPPONENT
Manning to Cruz	99	12/24	at Jets	1 Romo to Robinson	74	12/11	at Dallas
Manning to Cruz	74	9/25	at Eagles	2 Bradford to Alexander	68	9/19	vs. Rams
Manning to Cruz	74	1/1	vs. Dallas	3 Fitzpatrick to Roosevelt	60	10/16	vs. Bills
Manning to Cruz	72	11/28	at Saints	4 Brees to Colston	50	11/28	at Saints
Manning to Nicks	68	9/11	at Redskins	5 Romo to Bryant	50	12/11	at Dallas
Manning to Cruz	68	10/9	vs. Seahawks	6 Kolb to Fitzgerald	47	10/2	at Cardinals
Manning to Beckham	67	12/4	vs. Packers	7 Romo to Robinson	40	12/11	at Dallas
Manning to Nicks	64	12/11	at Dallas	8 Grossman to Gaffney	39	9/11	at Redskins
Manning to Nicks	60	10/16	vs. Bills	9 Bradford to Alexander	35	9/19	vs. Rams
Manning to Nicks	51	12/4	vs. Packers	10 Romo to Robinson	34	1/1	vs. Dallas
Manning to Nicks	47	11/20	vs. Eagles	11 Bradford to Sims-Walker	33	9/19	vs. Rams
Manning to Cruz	47	11/20	vs. Eagles	12 Rodgers to Nelson	33	12/4	vs. Packers
Manning to Manningham	47	12/11	at Dallas	13 Fitzpatrick to Nelson	32	10/16	vs. Bills
Manning to Cruz	44	1/1	vs. Dallas	14 Young to Jackson	32	11/20	vs. Eagles
Manning to Cruz	42	12/4	vs. Packers	15 Smith to Davis	31	11/13	at 49ers
Manning to Cruz	41	10/9	vs. Seahawks	16 Young to Jackson	29	11/20	vs. Eagles
Manning to Ballard	41	9/11	at Redskins	17 Brees to Graham	29	11/28	at Saints
Manning to Jacobs	40	9/25	at Eagles	18 Grossman to Davis	28	9/11	at Redskins
Manning to Cruz	36	11/13	at 49ers	19 Brady to Welker	28	11/6	at Patriots
Manning to Cruz	36	12/24	at Jets	20 Whitehurst to Baldwin	27	10/9	vs. Seahawks
Manning to Nicks	36	1/1	vs. Dallas	21 Brady to Welker	27	11/6	at Patriots
Manning to Manningham	34	12/18	vs. Redskins	22 Brady to Gronkowski	27	11/6	at Patriots
Manning to Ballard	32	10/9	vs. Seahawks	23 Rodgers to Nelson	27	12/4	vs. Packers
Manning to Nicks	32	11/13	at 49ers	24 Bradford to Kendrick	26	9/19	vs. Rams
Manning to Manningham	31	9/19	vs. Rams	25 Grossman to Davis	25	9/11	at Redskins
Manning to Ballard	30	11/6	at Patriots	26 Jackson to Baldwin	25	10/9	vs. Seahawks
Manning to Nicks	29	10/2	at Cardinals	27 Brady to Welker	25	11/6	at Patriots
Manning to Cruz	29	12/24	at Jets	28 Vick to Maclin	24	9/25	at Eagles
Manning to Cruz	28	9/25	at Eagles	29 Moore to Bess	24	10/30	vs. Dolphins
Manning to Ballard	28	11/6	at Patriots	30 Brees to Henderson	24	11/28	at Saints
Manning to Ballard	28	10/9	vs. Seahawks	31 Brees to Thomas	24	11/28	at Saints
Manning to Cruz	27	1/1	vs. Dallas	32 Rodgers to Finley	24	12/4	vs. Packers
Manning to Nicks	26	10/2	at Cardinals	33 Bradford to Sims-Walker	23	9/19	vs. Rams
Manning to Cruz	26	10/2	at Cardinals	34 Grossman to Davis	23	9/11	at Redskins
Manning to Cruz	26	10/30	vs. Dolphins	35 Vick to Maclin	23	9/25	at Eagles
Manning to Barden	26	11/28	at Saints	36 Young to Cooper	23	11/20	vs. Eagles
Manning to Cruz	25	10/30	vs. Dolphins	37 Brees to Graham	23	11/28	at Saints
Manning to Manningham	24	9/11	at Redskins	38 Rodgers to Finley	23	12/4	vs. Packers
Manning to Ballard	24	10/16	vs. Bills	39 Romo to Austin	23	12/11	at Dallas
Manning to Ballard	24	10/16	vs. Bills	40 Grossman to Moss	22	9/11	at Redskins
Manning to Cruz	24	11/20	vs. Eagles	41 Grossman to Davis	22	9/11	at Redskins
Manning to Ballard	24	11/28	at Saints	42 Whitehurst to Baldwin	22	10/9	vs. Seahawks
Manning to Nicks	24	12/11	at Dallas	43 Brees to Sproles	22	11/28	at Saints
Manning to Nicks	23	9/19	vs. Rams	44 Rodgers to Saine	22	12/4	vs. Packers
Manning to Nicks	23	10/2	at Cardinals	45 Romo to Austin	22	12/11	at Dallas
Manning to Cruz	23	11/6	at Patriots	46 Kolb to Doucet	21	10/2	at Cardinals
Manning to Bradshaw	23	9/19	vs. Rams	47 Jackson to Baldwin	21	10/9	vs. Seahawks
Manning to Nicks	23	11/28	at Saints	48 Brady to Welker	21	11/6	at Patriots
Manning to Nicks	23	12/11	at Dallas	49 Smith to Edwards	21	11/13	at 49ers
Manning to Cruz	23	12/11	at Dallas	50 Smith to Crabtree	21	11/13	at 49ers
Manning to Ware	22	10/9	vs. Seahawks	51 Brees to Henderson	21	11/28	at Saints
Manning to Pascoe	22	10/30	vs. Dolphins	52 Rodgers to Nelson	21	12/4	vs. Packers
Manning to Nicks	22	10/2	at Cardinals	53 Whitehurst to Baldwin	20	10/9	vs. Seahawks
Manning to Hixon	22	9/19	vs. Rams	54 Whitehurst to McCoy	20	10/9	vs. Seahawks
Manning to Bradshaw	22	9/19	vs. Rams	55 Moore to Marshall	20	10/30	vs. Dolphins
Manning to Ballard	22	10/30	vs. Dolphins	56 Brees to Moore	20	11/28	at Saints
Manning to Cruz	22	12/4	vs. Packers	57 Rodgers to Jennings	20	12/4	vs. Packers
Manning to Ballard	21	10/2	at Cardinals	58 Grossman to Moss	20	12/18	vs. Redskins
Manning to Ballard	21	10/30	vs. Dolphins	59 Grossman to Moss	20	12/18	vs. Redskins
Manning to Cruz	21	11/13	at 49ers	60 Romo to Witten	20	1/1	vs. Dallas
Manning to Cruz	21	11/20	vs. Eagles				
Manning to Ballard	21	12/11	at Dallas				
Manning to Cruz	20	10/2	at Cardinals				
Manning to Ballard	20	10/16	vs. Bills				
Manning to Nicks	20	12/18	vs. Redskins				
Manning to Nicks	20	12/24	at Jets				
Manning to Cruz	20	1/1	vs. Dallas				

Postseason

PLAYERS	YARDS	DATE	OPPONENT	PLAYERS	YARDS	DATE	OPPONENT
Manning to Nicks	72	1/8	vs. Falcons	1 Ryan to White	21	1/8	vs. Falcons
Manning to Nicks	66	1/15	at Packers	2 Ryan to Jones	20	1/8	vs. Falcons
Manning to Nicks	37	1/15	at Packers	3 Rodgers to Cobb	21	1/15	at Packers
Manning to Cruz	36	1/22	at 49ers	4 Smith to Davis	73	1/22	at 49ers
Manning to Cruz	30	1/22	at 49ers	5 Smith to Davis	29	1/22	at 49ers
Manning to Nicks	29	1/15	at Packers	6 Smith to Walker	29	1/22	at 49ers
Manning to Manningham	27	1/8	vs. Falcons	7 Smith to Gore	24	1/22	at 49ers
Manning to Cruz	22	1/8	vs. Falcons				

BIG PLAY RUNS 2011 (10 + YARDS)

<u>GIANTS</u>				<u>OPPONENTS</u>					
Regular Season									
PLAYER	YARDS	DATE	OPPONENT	PLAYER	YARDS	DATE	OPPONENT		
Bradshaw	37	9/25	at Eagles	1	1	Jackson	80	10/16	vs. Bills
Bradshaw	30	10/16	vs. Bills	2	2	McCoy	60	11/20	vs. Eagles
Bradshaw	29	1/1	vs. Dalllas	3	3	Lynch	47	10/9	vs. Seahawks
Jacobs	28	12/24	at Jets	4	4	Wells	39	10/2	at Cardinals
Jacobs	19	12/11	at Cowboys	5	5	Bush	39	10/30	vs. Dolphins
Bradshaw	19	12/24	at Jets	6	6	Ingram	35	11/28	at Saints
Bradshaw	18	10/30	vs. Dolphins	7	7	Bush	28	10/30	vs. Dolphins
Bradshaw	17	12/18	vs. Redskins	8	8	Jones	26	12/11	at Cowboys
Ware	17	12/24	at Jets	9	9	Sproles	23	11/28	at Saints
Bradshaw	15	9/25	at Eagles	10	10	Hightower	22	9/11	at Redskins
Bradshaw	15	9/19	vs. Rams	11	11	McCoy	21	9/25	at Eagles
Jacobs	15	11/13	at 49ers	12	12	Lynch	18	10/9	vs. Seahawks
Jacobs	15	12/11	at Cowboys	13	13	Smith	18	10/16	vs. Bills
Bradshaw	15	12/18	vs. Redskins	14	14	Green-Ellis	18	11/6	at Patriots
Ware	15	1/1	vs. Dalllas	32	15	Bradford	17	9/19	vs. Rams
Jacobs	14	9/11	at Redskins	15	16	Hunter	17	11/13	at 49ers
Jacobs	14	12/4	vs. Packers	16	17	Sproles	17	11/28	at Saints
Bradshaw	14	12/24	at Jets	17	18	Moore	16	10/30	vs. Dolphins
Bradshaw	13	10/2	at Cardinals	18	19	Thomas	16	11/28	at Saints
Bradshaw	13	10/9	vs. Seahawks	19	20	Smith	15	11/13	at 49ers
Jacobs	13	12/11	at Cowboys	20	21	Armstrong	14	12/18	vs. Redskins
Ware	12	9/19	vs. Rams	21	22	McCoy	13	9/25	at Eagles
Manning	12	11/6	at Patriots	22	23	Lynch	13	10/9	vs. Seahawks
Jacobs	12	12/4	vs. Packers	23	24	Bush	13	10/30	vs. Dolphins
Bradshaw	11	10/16	vs. Bills	24	25	Welker	13	11/6	at Patriots
Bradshaw	11	10/16	vs. Bills	25	26	McCoy	13	11/20	vs. Eagles
Bradshaw	11	10/30	vs. Dolphins	26	27	Rodgers	13	12/4	vs. Packers
Jacobs	11	11/6	at Patriots	27	28	Greene	13	12/24	at Jets
Jacobs	11	12/4	vs. Packers	28	29	Smith	12	10/2	at Cardinals
Bradshaw	10	9/19	vs. Rams	29	30	McCoy	12	11/20	vs. Eagles
Jacobs	10	11/6	at Patriots	30	31	Thomas	12	11/28	at Saints
Ware	10	11/6	at Patriots	31	32	McCoy	11	9/25	at Eagles
					33	McCoy	11	9/25	at Eagles
					34	McCoy	11	9/25	at Eagles
					35	Moore	11	10/30	vs. Dolphins
					36	Hunter	11	11/13	at 49ers
					37	Rodgers	11	12/4	vs. Packers
					38	Jones	11	12/11	at Cowboys
					39	Jones	11	12/11	at Cowboys
					40	Tomlinson	11	12/24	at Jets
					41	Sanchez	11	12/24	at Jets
					42	Morris	11	1/1	vs. Dallas
					43	McCoy	10	9/25	at Eagles
					44	Jones	10	1/1	vs. Dallas

Postseason									
PLAYER	YARDS	DATE	OPPONENT	PLAYER	YARDS	DATE	OPPONENT		
Jacobs	34	1/8	vs. Falcons	1	1	Starks	29	1/15	at Packers
Bradshaw	30	1/8	vs. Falcons	2	2	Grant	19	1/15	at Packers
Bradshaw	24	1/15	at Packers	3	3	Hunter	18	1/22	at 49ers
Bradshaw	23	1/15	at Packers	4	4	Smith	17	1/22	at 49ers
Jacobs	15	1/8	vs. Falcons	5	5	Rodgers	16	1/15	at Packers
Manning	14	1/8	vs. Falcons	6	6	Rodgers	16	1/15	at Packers
Jacobs	14	1/8	vs. Falcons	7	7	Rodgers	15	1/15	at Packers
Jacobs	14	1/15	at Packers	8	8	Hunter	14	1/22	at 49ers
Manning	12	1/15	at Packers	9	9	Jones	13	1/8	vs. Falcons
					10	Gore	11	1/22	at 49ers
					11	Turner	10	1/8	vs. Falcons
					12	Rodgers	10	1/15	at Packers
					13	Rodgers	10	1/15	at Packers

2010 NFL RANKINGS

WEEK-BY-WEEK NFL RANKINGS												
	Giants Offense						Giants Defense					
	NFC Rank			NFL Rank			NFC Rank			NFL Rank		
	Total	Rush	Pass	Total	Rush	Pass	Total	Rush	Pass	Total	Rush	Pass
9/11 @ Washington	12T	11	11	20T	22	18	5	4T	6	15	9T	18
9/19 ST. LOUIS	13	9	13	24	18	24	8	3	11	19	3	24
9/25 @ Philadelphia	10	7	11	20	15	20	8	8	9	18	15	20
10/2 @ Arizona	11	13	8	21	24	13	9	12	8	18	21	18
10/9 SEATTLE	7	15	7	13	28	9	10	11	8	20	21	18
10/16 BUFFALO	6	14	5	12	26	7	10	13	7	20	25	16
10/30 MIAMI	6	15	3	11	30	4	8	13	5	16	28	13
11/6 @ New England	6	15	4	11	29	6	10	12	8	19	25	17
11/13 @ San Francisco	6	15	3	11	29	5	8	11	7	17	20	17
11/20 PHILADELPHIA	8	16	3	13	31	5	10	11	8	21	21	18
11/28 @ New Orleans	7	16	3	11	32	4	14	13	11	28	24	26
12/4 GREEN BAY	7	16	3	9	32	4	14	13	14	29	23	29
12/11 @ Dallas	6	16	3	7	32	4	15	12	14	30	22	29
12/18 WASHINGTON	6	16	2	8	32	3	14	12	14	28	22T	29
12/24 @ Jets	6	16	3	8	32	4	14	13	12	28	22	27
1/1 DALLAS	6	16	4	8	32	5	13	11	14	27	19	29
1/8 ATLANTA	2	1	3	3	2	4	*1	2	1	*1	2	2

T = Tied for position

* = League Leader

GIANTS POINTS FROM TURNOVERS

GIANTS POINTS FROM TURNOVERS							
	NO.			Results From Turnovers			PTs.
Defense	31	Takeaways		7	Touchdowns		49
				4	Field Goals		12
				0	Safeties		0
							61
Offense	24	Giveaways		11	Touchdowns		77
				5	Field Goal		15
				0	Safeties		0
							92
Totals	7	Ratio			Opportunities		-31

PLUS/MINUS TURNOVER RATIO

PLUS/MINUS TURNOVER RATIO						
	NO.	Defense	NO.	Offense		Diff
First Half		15	Takeaways	10	Turnovers	5
First Quarter		7	Takeaways	5	Turnovers	2
Second Quarter		8	Takeaways	5	Turnovers	3
Second Half		16	Takeaways	14	Turnovers	0
Third Quarter		6	Takeaways	5	Turnovers	1
Fourth Quarter		10	Takeaways	9	Turnovers	1
Overtime		0	Takeaways	0	Turnovers	0
Totals		31	Takeaways	24	Turnovers	7

GIANTS 2010 OFFENSIVE TURNOVER CHART

2011 OFFENSIVE TURNOVER CHART						
Date	Opponent	W/L	Turnover	QTR	YD-LINE	RESULT
9/11	at Washington	L	Manning intercepted by Kerrigan	3	NYG-9	TD
9/19	vs. St. Louis	W	Manning intercepted by Mikell	1	STL-14	FG
10/2	at Arizona	W	Bradshaw fumble	1	NYG-16	FG
10/2	at Arizona	W	Manning fumble	3	NYG-5	TD
10/9	vs. Seattle	L	Manning fumble	1	NYG-11	Fumble
10/9	vs. Seattle	L	Manning intercepted by Thomas	2	50	Punt
10/9	vs. Seattle	L	Cruz fumble	4	NYG-25	FG
10/9	vs. Seattle	L	Manning intercepted by Browner rt for TD	4	SEA-6	TD
10/9	vs. Seattle	L	Manning intercepted by Chancellor	4	SEA-33	Game
11/6	at New England	W	Ross muffed punt	3	NYG-33	FG
11/6	at New England	W	Manning intercepted by Arrington	4	EZ	TD
11/13	at San Francisco	L	Manning intercepted by Rodgers	2	NYG-43	Interception
11/13	at San Francisco	L	Manning interceded by Rodgers	4	NYG-17	TD
11/20	vs. Philadelphia	L	Manning intercepted by Chaney	1	NYG-44	Punt
11/20	vs. Philadelphia	L	Manning fumble	4	PHI-31	End Game
11/28	at New Orleans	L	Manning intercepted by Herring	2	EZ	TD
11/28	at New Orleans	L	Scott Fumble	3	NYG-29	TD
12/4	vs. Green Bay	L	Manning intercepted by Matthews re for TD	2	NYG-38	TD
12/4	vs. Green Bay	L	Manning fumble	2	50	Missed FG
12/11	at Dallas	W	Manning intercepted by Lee	4	NYG-49	TD
12/18	vs. Redskins	L	Manning intercepted by Atogwe	2	NYG-41	TD
12/18	vs. Redskins	L	Manning intercepted by Hall	3	WAS-40	FG
12/18	vs. Redskins	L	Manning intercepted by Wilson	4	EZ	Punt
12/24	at Jets	W	Manning intercepted by Harris	4	NYG-31	TD
1/15	at Packers*	W	Manning intercepted by Burnett	2	GB-25	Fumble

* NFC Divisional Playoff Game

GIANTS 2010 DEFENSIVE TURNOVER CHART

2011 DEFENSIVE TURNOVER CHART					
Date	Opponent	W/L	Turnover	QTR	YD-LINE RESULT
9/11	at Washington	L	Grossman sack fumble recovered by Boley	4	WAS-40 Blocked FG
9/19	vs. St. Louis	W	Salas muffed punt recovered by Tollefson	1	StL-38 TD
9/19	vs. St. Louis	W	Bradford fumble recovered by Boley rt for TD	2	NYG-35 TD
9/25	at Philadelphia	W	Ross interception of Vick	1	NYG-8 TD
9/25	at Philadelphia	W	Ross interception of Kafka	4	NYG -44 TD
9/25	at Philadelphia	W	Phillips interception of Kafka	4	NYG-10 End Game
10/2	at Arizona	W	Kolb sack fumble recovered by J. Williams	1	NYG-14 Punt
10/2	at Arizona	W	Rolle interception of Kolb	4	NYG-42 Punt
10/9	vs. Seattle	L	Lynch fumble recovered by Boley	1	NYG-2 Punt
10/9	vs. Seattle	L	Robinson fumble recovered by Bernard	2	NYG-2 Punt
10/9	vs. Seattle	L	Ross interception of Jackson	2	NYG-41 TD
10/16	vs. Buffalo	W	Webster interception of Fitzpatrick	3	BUF-32 Misses FG
10/16	vs. Buffalo	W	Webster interception of Fitzpatrick	4	BUF-5 FG
10/30	vs. Miami	W	Webster interception of Moore	4	MIA-48 End Game
11/6	at New England	W	Kiwanuka interception of Brady	2	NYG-19 Punt
11/6	at New England	W	Grant interception of Brady	3	NYG-39 FG
11/6	at New England	W	Brady fumble recovered by Williams	3	NE-10 TD
11/6	at New England	W	Edelman fumble recovered by Paysinger	3	NE-40 Int
11/13	at San Francisco	L	Webster interception of Smith	2	NYG-22 Half
11/20	vs. Philadelphia	L	Amukamara interception of Young	1	NYG-36 Int
11/20	vs. Philadelphia	L	Phillips interception of Young	2	Phi-44 Punt
11/20	vs. Philadelphia	L	Ross interception of Young	3	EZ Punt
12/4	vs. Green Bay	L	Blackburn interception of Rodgers	2	GB-21 TD
12/11	at Dallas	W	Jones fumble recovered by Grant	2	DAL-14 FG
12/18	vs. Redskins	L	Webster interception of Grossman	1	NYG-33 Punt
12/18	vs. Redskins	L	Phillips interception of Grossman	1	NYG-27 Punt
12/24	at Jets	W	Phillips interception of Sanchez	4	NYJ-45 FG
12/24	at Jets	W	Sanchez fumble recovered by Williams	4	EZ Int
12/24	at Jets	W	Webster interception of Sanchez	4	NYG-10 End Game
1/1	vs. Dallas	W	Rolle interception of Romo	3	DAL-44 Downs
1/1	vs. Dallas	W	Romo fumble recovered by Kiwanuka	4	DAL-43 End Game
1/15*	at Green Bay	W	Kuhn fumble recovered by Rolle	2	GB-34 FG
1/15*	at Green Bay	W	Rodgers fumble recovered by Grant	3	NYG-37 Punt
1/15*	at Green Bay	W	Grant fumble recovered by Blackburn	4	GB-4 TD
1/15*	at Green Bay	W	Grant interception of Rodgers	4	NYG-43 End Game
1/22+	at San Francisco	W	Williams muffed punt recovered by Thomas	3	SF-29 TD
1/22+	at San Francisco	W	Williams fumble recovered by Thomas	OT	SF-24 FG

* NFC Divisional Playoff Game

#NAME?

GIANTS 2010 FIRST DOWNS

FIRST DOWNS EARNED									
Total First Downs									
Player	Penalties	Rushing		Receiving		Passing		Totals	
		3rd & 4th		3rd & 4th		3rd & 4th		3rd & 4th	
Eli Manning						216	63	216	65
								0	0
Total Passing								216	65
Victor Cruz				59	24			59	24
Hakeem Nicks				54	14			54	14
Jake Ballard				31	7			31	7
Mario Manningham				25	11			25	11
Ahmad Bradshaw				10	1			10	1
DJ Ware				6	1			6	1
Brandon Jacobs				6	1			6	1
Bear Pascoe				7	2			7	2
Ramses Barden				5	2			5	2
Domenik Hixon				3	1			3	1
Henry Hynoski				6	0			6	0
Travis Beckum				2	0			2	0
Devin Thomas				2	1			2	1
Total Receiving								216	65
Ahmad Bradshaw		42	7					42	7
Brandon Jacobs		32	4					32	4
DJ Ware		7	3					7	3
Eli Manning		2	1					2	1
De'Rel Scott		1	1					1	1
								0	0
								0	0
Total Rushing								84	16
Penalties								31	0
First Downs Earned									
Totals	31	84	16	216	65	216	63	331	81

2011 NEW YORK GIANTS REGULAR SEASON INDIVIDUAL BEST

GIANTS

LONGEST RUN FROM SCRIMMAGE:	37, Bradshaw, at Phi, (9/25)
LONGEST TOUCHDOWN RUN:	19, Bradshaw, at Jets (12/24)
LONGEST PASS COMPLETION:	99t, Manning to Cruz, at Jets, (12/24)
LONGEST TOUCHDOWN PASS:	99, Cruz, at Jets (12/24)
LONGEST PUNT RETURN:	18, 2x, Ross, at Ari (10/2), Hixon at WAS, (9/11)
LONGEST KICKOFF RETURN:	40, Thomas, vs. Mia (10/30)
MOST INTERCEPTIONS	2, 2x, Webster vs. Buf (10/16), Ross, at Phi (9/25)
LONGEST INTERCEPTION RETURN:	31, Phillips at Jets (12/24)
LONGEST PUNT:	62, Weatherford, at Dal (12/11)
LONGEST FIELD GOAL:	50, Tynes, vs. GB (12/4)
MOST RUSHING ATTEMPTS:	26, Bradshaw, vs. Buf (10/16)
MOST RUSHING YARDS:	104, Bradshaw, vs. Buf (10/16)
MOST PASS ATTEMPTS:	47, 2x Manning, at Dal (12/11), at NO (11/28)
MOST PASS COMPLETIONS:	33, Manning, at NO (11/28)
MOST YARDS PASSING:	420, Manning, vs. Sea (10/9)
MOST RECEPTIONS:	10, Nicks, at Ari (10/2)
MOST YARDS RECEIVING:	178, Cruz, vs. Dal (1/1)
MOST INTERCEPTIONS THROWN:	3, 2x; Manning, vs. Was (12/18), vs. Sea (10/9)
MOST RUSHING TOUCHDOWNS:	3, Bradshaw, vs. Buf (10/16)
MOST TOUCHDOWN PASSES:	4, Manning, at Phi (9/25)
MOST TOUCHDOWN RECEPTIONS:	2, 3x - Cruz at NO (11/28), at Phi (9/25); Nick vs. GB (12/4)
MOST QB SACKS:	2, 8x, last Umenyiora, vs. Dal (1/1)

OPPONENTS

LONGEST RUN FROM SCRIMMAGE:	80t, Jackson, vs. Buf (10/16)
LONGEST TOUCHDOWN RUN:	80, Jackson, vs. Buf (10/16)
LONGEST PASS COMPLETION:	74, Romo to Robinson, at Dal (12/11)
LONGEST TOUCHDOWN PASS:	60, Fitzpatrick to Roosevelt, vs. Buf (10/16)
LONGEST PUNT RETURN:	51, Jackson, vs. Phi (11/20)
LONGEST KICKOFF RETURN:	42, Slaton, vs. Mia (10/30)
MOST INTERCEPTIONS	1, 16x last Harris, at Jets (12/24)
LONGEST INTERCEPTION RETURN:	94t, Browner, vs. Sea (10/9)
LONGEST PUNT:	64, Moorman, vs. Buf (10/16)
LONGEST FIELD GOAL:	52, Akers, at SF (11/13)
MOST RUSHING ATTEMPTS:	27, Wells, at Ari (10/2)
MOST RUSHING YARDS:	138, Wells at Ari (10/2)
MOST PASS ATTEMPTS:	59, Sanchez at Jets (12/24)
MOST PASS COMPLETIONS:	30, Sanchez at Jets (12/24)
MOST YARDS PASSING:	369, Rodgers vs. GB (12/4)
MOST PASSES CAUGHT:	8, 2x last Keller, at Jets (12/24)
MOST YARDS RECEIVING:	137, Robinson, at Dal (12/11)
MOST INTERCEPTIONS THROWN:	3, Young, vs. Phi (11/20)
MOST RUSHING TOUCHDOWNS:	3, Wells at Ari (10/2)
MOST TOUCHDOWN RECEPTIONS:	2, 4x last Robinson, vs. Dal (1/1)
MOST TOUCHDOWN PASSES:	4, 3x Brees, at NO (11/28); Rodgers, vs. GB (12/4); Romo vs. Dal (12/11)
MOST QB SACKS:	2, 2x last Clemons, vs. Sea, (10/9)



2011 Player Thumbnails

QUARTERBACKS

10 Eli Manning
2011 GP/GS/DNP/IA: (16/16/0/0)

QB 6-4 218 Mississippi
Postseason (3/3/0/0)

8 T (SD)-'04

2011 Regular Season-Highs:

Passing

Completions: 33 – at NO 11/28

Attempts: 47 – 2x, at DAL 12/11; at NO 11/28

Yards: 420 – vs. SEA 10/9

Long Comp: 99 – at NYJ 12/24

Touchdowns: 4 – at PHI 9/25

QB Rating: 145.7 – at PHI 9/25

Season Notes:

- **(at Washington 9/11/11)** Started his is 104th consecutive regular season, the longest active streak among NFL quarterbacks... Scored the Giants' first touchdown on a two-yard run... It was the fourth rushing touchdown of his career and the first since a one-yarder on Sept. 4, 2008, also in a season-opening game vs. the Redskins.
- **(vs. St. Louis 9/19/11)** Eli Manning completed 18-of-29 passes for 200 yards and his first two touchdowns of the season, to Hakeem Nicks and Domenik Hixon.
- **(at Philadelphia 9/25/11)** Completed 16-of-23 passes for 254 yards, four touchdowns and no interceptions... His passer rating was 145.7, highest ever in a game in which he took all or the vast majority of the offensive snaps... His 74-yard pass to Victor Cruz for the Giants' second touchdown tied for fourth-longest scoring pass of Manning's career.
- **(at Arizona 10/2/11)** Finished the game going 27-for-40 for 321 yards, two touchdowns and no interceptions... Helped the Giants overcome a 10-point deficit in the final five minutes by going 8-for-9 for 128 yards, tossing both TD's during that span... Notched his 15th career 300-yard victory.
- **(vs. Seattle 10/9/11)** Completed 24-of-39 passes for a career-high 420 yards, three touchdowns and three interceptions... This was the fourth time in his career that Manning threw at least three touchdown passes and three interceptions in the game same... Manning started his 108th consecutive regular season game, the fifth-longest streak by a quarterback in NFL history. He had been tied with Joe Ferguson.
- **(vs. Buffalo 10/16/11)** Completed 21-of-32 passes for 292 yards, no touchdowns and no interceptions... It was the first time since Oct. 3, 2010 vs. Chicago that Manning had neither a touchdown nor an interception.
- **(vs. Dolphins 10/30/11)** Completed 31-of-45 passes for 349 yards, two touchdowns and no interceptions... The 300-yard game was the 17th of Manning's career, tying him with Kerry Collins for second in Giants history... Manning's passer rating was 106.6. It was his sixth consecutive game with a rating greater than 90... This was the 18th time in his career Manning has rallied the Giants from a fourth-
- **(at New England 11/6/11)** Completed 20-of-39 passes for 250 yards, 2 touchdowns in the final 3:03 and one interception... Started his 111th consecutive regular season, moving into a tie for the fourth-longest streak by a quarterback in NFL history tying Tom Brady, who started 111 consecutive games from 2001-2008... This was the fifth time this season, and the third game in a row, that Manning has led the Giants back from a fourth-quarter deficit or tie to win a game... Was not sacked for the second time this season (also vs. Buffalo on Oct. 16)... His 250 yards increased his career total to 25,023. He is the second player in Giants history with 25,000 passing yards, with Phil Simms being the other... The Giants scored the game-winning touchdown with 15 seconds remaining when Eli Manning threw a one-yard touchdown pass to Jake Ballard, ending an eight-play, 80-yard drive.
- **(at San Francisco 11/13/11)** Completed 26-of-40 passes for 311 yards, two touchdowns and two interceptions... The two touchdown passes increased his career total to 173, tying Charlie Conerly (1948-61) for second on the Giants' career list... The 300-yard game was Manning's fourth of the season and the 18th of his career. That broke a tie with Kerry Collins and moved Manning into second on the Giants' list of 300-yard passers... Manning started his 112th consecutive regular season game, breaking a tie with Tom Brady and moving him into fourth place on the NFL's all-time list for consecutive starts by quarterbacks. Directly ahead of Manning is Ron Jaworski, who started 116 games in a row for Philadelphia from 1977-84... Completed his first 10 passes.
- **(vs. Philadelphia 11/20/11)** Completed 18-of-35 passes for 264 yards, 1 touchdown and 1 interception... The touchdown pass to Victor Cruz early in the fourth quarter was the 174th of his career, breaking a tie with Charlie Conerly and moved Manning into second place on the Giants' career list behind Phil Simms.
- **(at New Orleans 11/28/11)** Went 33-for-47 for 406 yards, 2 touchdowns and one pick... Became the fifth quarterback in NFL history with seven consecutive seasons with at least 3,000 yards and 20 touchdown passes... Shattered a team record by completing 21 consecutive passes from late in the second quarter to late in the fourth quarter. The previous record of 13 in a row was set by Phil Simms at Cincinnati on Oct. 13, 1985 and tied by Kerry Collins on Sept. 10 and 17, 2000 (at Philadelphia and Chicago).
- **(vs. Green Bay 12/4/11)** Completed 23-of-40 passes for 347 yards, 3 touchdowns and 1 interception... It was his second straight 300-yard game, his sixth of the season and the 20th of his career... His previous career high was four 300-yard games, set in 2010... Connected on passes of 67 (Beckum), 51 (Nicks), and 42 (Cruz).
- **(at Dallas 12/11/11)** Completed 27-of-47 passes for 400 yards, 2 touchdowns and 1 interception... The 400-yard game was his third this season – and the third of his career, but this was the first time the Giants won when he threw for 400 yards... Orchestrated a fourth quarter comeback, by throwing leading the Giants to 2 touchdowns in the final 3:14 a franchise-record sixth time this season the Giants won a game in which they trailed or were tied in the fourth quarter... Threw his 14th fourth-quarter touchdown pass this

season, tying the NFL record set by Hall of Famer Johnny Unitas in 1959 and tied by Peyton Manning in 2006... Started his 116th consecutive regular season game to tie former Philadelphia quarterback Ron Jaworski for third among quarterbacks in NFL history... Threw his 21st 300-yard game, tying him with Phil Simms for the Giants record.

- **(vs. Washington 12/18/11)** Completed 23-of-40 passes for 257 yards, no touchdowns and three interceptions... Started his 117th consecutive regular season game, breaking a tie with Ron Jaworski and moving into third place among quarterbacks in NFL history.
- **(at New York Jets 12/24/11)** Completed 9-of-27 passes for 225 yards, 1 touchdown and an interception, increasing his franchise single-season record to 4,587 passing yards...The Giants scored their first touchdown on the longest play in the 87-year history of the Giants, a 99-yard pass from Manning to Victor Cruz.
- **(vs. Dallas 1/1/12)** Completed 24-of-33 passes for 346 yards, 3 touchdowns, no interceptions and a passer rating of 136.7 that was his second-highest of the season (he had a career-high rating of 145.7 at Philadelphia on Sept. 25)... It was his eighth 300-yard game of the season and the 22nd of his career, breaking a tie with Phil Simms and moving him into first place on the Giants' career list... His four-yard touchdown pass to Hakeem Nicks with 3:41 remaining was his 15th this season in the fourth quarter, an NFL record, breaking a record held by Hall of Famer Johnny Unitas (1959) and Peyton Manning (2002)... Finished the season with Giants records in attempts (589), completions (359) and yards (4,933). His 29 touchdown passes were the second-highest total of his career (he had 31 last year) and his 16 interceptions were nine fewer than he threw in 2010.
- **(vs. Falcons, NFC Wild Card 1/8/12)** Completed 23-of-32 passes for 277 yards, 3 touchdowns and no interceptions for a passer rating of 129.3... The 23 completions and 3 touchdowns were both career postseason highs... Has thrown 11 career postseason touchdown passes, a Giants record, breaking the previous mark of 10 by Phil Simms... His second touchdown pass was a 72-yarder to Hakeem Nicks that is tied for the longest postseason play in Giants history.
- **(at Packers, NFC Divisional 1/15/12)** Completed 21-of-33 passes for 330 yards, 3 touchdowns and 1 interception... His 157 postseason completions which tied him with Phil Simms for first place on the Giants' career postseason list... His 330 yards were a career postseason high and the third-highest total by a Giants quarterback in a playoff game... Increased his career postseason yardage total to 1,904, which moved him past Simms (1,679) and into first place on the Giants' all-time list... His 3 touchdown passes tied his career postseason high set the previous week and increased his total to 14, extending his own franchise postseason record... Joined Simms, Collins and Scott Brunner as the only Giants quarterback to throw at least 3 touchdown passes in at least two postseason games.
- **(at 49ers, NFC Championship 1/22/12)** Improved to 7-3 as a starting quarterback in the postseason, including 5-1 on the road... The 5 road postseason victories are an NFL record... Completed 32-of-58 passes for 316 yards, 2 touchdowns and no interceptions... The attempts and completions both shattered the Giants' previous postseason records – both, ironically, which had been set in San Francisco...The 33 completions also tied Manning with five other quarterbacks - including his brother, Peyton – for the fourth-highest total in a postseason game... Manning's 316 yards were the second-highest total of his postseason career; he threw for 330 yards in the divisional playoff victory in Green Bay... Manning is the first quarterback in Giants postseason history with back-to-back 300-yard games. ..Now owns the franchise postseason records for passes (316), completions (190), completion percentage (60.13), yards (2,220) and touchdown passes (16).

	GP/GS	COMP	ATT	COMP%	YDS	TD	LG	INT	RATING
11REG	16/16	359	589	61.0	4933	29	99t	16	92.9
11PLY	3/3	76	123	61.8	923	8	72t	1	103.1

10 David Carr QB 6-3 212 Fresno State 10 FA-'11
 2011 GP/GS/DNP/IA: (0/0/16/0) Postseason (0/0/1/0)

Season Notes:

- **(at Washington 9/11/11)** Did not see action as the backup quarterback.
- **(vs. St. Louis 9/19/11)** Did not see action as the backup quarterback.
- **(at Philadelphia 9/25/11)** Did not see action as the backup quarterback.
- **(at Arizona 10/2/11)** Did not see action as the backup quarterback.
- **(vs. Seattle 10/9/11)** Did not see action as the backup quarterback.
- **(vs. Buffalo 10/16/11)** Did not see action as the backup quarterback.
- **(vs. Dolphins 10/30/11)** Did not see action as the backup quarterback.
- **(at New England 11/6/11)** Did not see action as the backup quarterback.
- **(at San Francisco 11/13/11)** Did not see action as the backup quarterback.
- **(vs. Philadelphia 11/20/11)** Did not see action as the backup quarterback.
- **(at New Orleans 11/28/11)** Did not see action as the backup quarterback.
- **(vs. Green Bay 12/4/11)** Did not see action as the backup quarterback.
- **(at Dallas 12/11/11)** Did not see action as the backup quarterback.
- **(vs. Washington 12/18/11)** Did not see action as the backup quarterback.
- **(at New York Jets 12/24/11)** Did not see action as the backup quarterback.
- **(vs. Dallas 1/1/12)** Did not see action as the backup quarterback.
- **(vs. Falcons, NFC Wild Card 1/8/12)** Did not see action as the backup quarterback.

- (at Packers, NFC Divisional 1/15/12) Did not see action as the backup quarterback.
- (at 49ers, NFC Championship 1/22/12) Did not see action as the backup quarterback.

	GP/GS	COMP	ATT	COMP%	YDS	TD	LG	INT	RATING
11REG	0/0	0	0	0.0	0	0	0	0	0.0

	GP/GS	COMP	ATT	COMP%	YDS	TD	LG	INT	RATING
11PLY	0/0	0	0	0.0	0	0	0	0	0.0

RUNNING BACKS

44 Ahmad Bradshaw **RB 5-9 214 Marshall 5 D7b-07**
 2011 GP/GS/DNP/IA: (12/9/0/4) Postseason (3/2/0/0)

2011 Regular Season-Highs:

Rushing

Carries: 26 – vs. BUF 10/16

Yards: 104 – vs. BUF 10/16

Longest Run: 37 – at PHI 9/25

Touchdowns: 3 – vs. BUF 10/16

Season Notes:

- (at Washington 9/11/11) Rushed for 44 yards to increase his career total to 2,602... Passed Bobby Carpenter (2,572) and into 11th place on the Giants' career list... His second-quarter touchdown run was the 18th rushing score of his career, tying Joe Morrison for 12th on the franchise's all-time list.
- (vs. St. Louis 9/19/11) Rushed for 59 yards on 15 carries (3.9 avg.)... Also caught 5 passes for 45 yards, including a long of 23 yards
- (at Philadelphia 9/25/11) Led the Giants in both rushing (86 yards on 15 carries) and receiving (five catches for 53 yards, including a 23-yarder and an 18-yarder for the team's last touchdown).
- (at Arizona 10/2/11) Led the team in rushing... Scored the Giants first touchdown, a 13-yard run in the first quarter.
- (vs. Seattle 10/9/11) Carried the load while Brandon Jacobs was out with injury... Rushed 17 times for 58 yards, with a long of 13... Converted on a 2-point conversion in the fourth quarter, a 2-yard run.
- (vs. Buffalo 10/16/11) Rushed for 104 yards and three touchdowns on a career-high 26 carries... It was the first 100-yard game by a Giants running back since Dec. 13, 2010, when both Bradshaw (103 yards on 11 carries) and Brandon Jacobs (116 yards on 14 attempts) did it in a victory over Minnesota in Detroit... ... his three rushing touchdowns increased his career total to 22, which moved him past Eddie Price and Doug Kotar and into 10th place on the Giants' career list.
- (vs. Dolphins 10/30/11) Led the Giants with 50 rushing yards on 13 carries... Left game with an injured foot.
- (at New England 11/6/11) Inactive due to an injured foot.
- (at San Francisco 11/13/11) Inactive due to an injured foot.
- (vs. Philadelphia 11/20/11) Inactive due to an injured foot.
- (at New Orleans 11/28/11) Missed fourth straight game with a foot injury.
- (vs. Green Bay 12/4/11) Started at running back after missing the previous four games with a foot injury... Rushed for 38 yards and caught 2 passes for 9 yards... Became the seventh player in Giants history with 3,000 rushing yards and 100 receptions.
- (at Dallas 12/11/11) Held out of the game the entire first half because he violated a team rule... Finished with 8 carries for 12 yards... Also added 1 reception for 7 yards.
- (vs. Washington 12/18/11) Ran 10 times for 58 yards and a late fourth quarter touchdown... Had a long of 17 yards... Added 3 receptions for 21 yards.
- (at New York Jets 12/24/11) Rushed for 54 yards and 2 touchdowns on 15 carries... His 8 touchdowns for the season tied a career high he set in 2010... His 54 yards increased his career total to 3,160, moving him past Hall of Famer Tuffy Leemans (3,132) and into 10th place on the Giants' career list.
- (vs. Dallas 1/1/12) Ran 16 times for 57 yards... Scored the Giants' second touchdown on a 5-yard run in the second quarter... It was his ninth rushing touchdown of the season, breaking the career-high of eight he set in 2010 – which broke the career-high of seven he established in 2009... Bradshaw also scored the Giants' third touchdown on a 10-yard reception with 1:09 remaining in the second quarter.
- (vs. Falcons, NFC Wild Card 1/8/12) Added 63 yards on 14 carries and caught 5 passes for 22 yards... Had their longest career postseason run, a 30-yard run.
- (at Packers, NFC Divisional 1/15/12) Started at running back and rushed for 63 yards on 12 carries... Also added 3 receptions for 21 yards... His 23-yard run late in the second quarter, where he ran out of bounds before time expired, set up Manning-to-Nicks Hail Mary completion as the first half expired.
- (at 49ers, NFC Championship 1/22/12) Rushed for 74 yards on 20 carries, and totaled 126 yards from scrimmage... He increased his career postseason rushing total to 408 yards, which places him third in

franchise history... Rushed 3 times, gaining 18 yards to help set up Lawrence Tynes' game-winning field goal.

	GP/GS	RUSH	YARDS	AVG	LG	TD	REC	YARDS	AVG	LG	TD
11REG	12/9	171	659	3.9	37	9	34	267	7.9	26	2
	GP/GS	RUSH	YARDS	AVG	LG	TD	REC	YARDS	AVG	LG	TD
11PLY	3/2	46	200	4.3	30	0	14	95	6.8	30	0

27 Brandon Jacobs **RB 6-4 264 Southern Illinois** **7 D4-'05**
 2011 GP/GS/DNP/IA: (14/6/0/2) Postseason (3/0/0/0)

2011 Regular Season-Highs:

Rushing

Carries: 19 – at DAL 12/11

Yards: 101 – at DAL 12/11

Longest Run: 28 – at NYJ 12/24

Touchdowns: 2 – at DAL 12/11

Season Notes:

- **(at Washington 9/11/11)** Finished with six carries for 29 yards... His 14-yard run helped set up Bradshaw's second quarter touchdown.
- **(vs. St. Louis 9/19/11)** Ran for 50 yards on 16 carries, including rushing for his first touchdown of the season, a nine-yard run up the middle... His 3rd quarter TD was the 50th rushing touchdown of Jacobs' career. That broke a tie with Rodney Hampton and moved Jacobs into sole possession of second place on the franchise's career list. Tiki Barber is first with 55.
- **(at Philadelphia 9/25/11)** Ran in for a two-point conversion after the Giants' third touchdown.
- **(at Arizona 10/2/11)** Rushed for a one-yard touchdown in the fourth quarter.
- **(vs. Seattle 10/9/11)** Inactive due to injury (knee).
- **(vs. Buffalo 10/16/11)** Inactive due to injury (knee).
- **(vs. Dolphins 10/30/11)** Returned after missing two games with a knee injury and rushed for 10 yards on 4 carries and caught 1 pass.
- **(at New England 11/6/11)** Made his first start of the season in place of Ahmad Bradshaw, who was inactive with a foot injury... Had season-high totals of 18 carries for 72 yards and he scored the Giants' first touchdown on a 10-yard run... Added 4 catches for 28 yards.
- **(vs. Falcons, NFC Wild Card 1/8/12)** Started his second consecutive game in place of Ahmad Bradshaw... Rushed for 55 yards on 18 carries to increase his career totals to 4,531 yards and 1,004 rushing attempts, becoming the fifth player in Giants history to rush for at least 4,500 yards and the sixth with at least 1,000 carries.
- **(vs. Philadelphia 11/20/11)** Rushed 12 times for 21 yards... Had a long of 9 yards... Also added 3 receptions for 11 yards.
- **(at New Orleans 11/28/11)** Started fourth straight game in place of the injured Bradshaw... Ran 13 times for 46 yards, including 1 touchdown... Scored the Giants' first touchdown on an eight-yard run in the third quarter-- his 53rd career rushing touchdown, leaving him two behind franchise record-holder Tiki Barber.
- **(vs. Green Bay 12/4/11)** Led the Giants with 59 rushing yards on 8t carries, a 7.4-yard average... Moved past Alex Webster (4,638) and into fourth place on the Giants' career list.
- **(at Dallas 12/11/11)** Rushed for 101 yards and 2 touchdowns on 19 carries, a 5.3-yard average... Scored the game-winning touchdown on a 1-yard run with 46 seconds remaining... His 12th 100-yard game broke a tie with Eddie Price and moved him into fourth place on the Giants' career list... His 2 rushing touchdowns increased his career total to 56, breaking Tiki Barber's franchise record of 55.
- **(vs. Washington 12/18/11)** Rushed 8 times for 33 yards (4.1 average, long of 11 yards).
- **(at New York Jets 12/24/11)** Ran for 42 yards on 7 carries, including a 28-yard run that was his longest of the season and the Giants' longest since Bradshaw had a 30-yarder vs. Buffalo on Oct. 16.
- **(vs. Dallas 1/1/12)** Rushed 7 times for 16 yards... Had long run of 6 yards.
- **(vs. Falcons, NFC Wild Card 1/8/12)** Tied his career postseason high with 92 rushing yards on 14 carries... With 97 career postseason rushing attempts, Jacobs moved into second place behind Joe Morris, who had 140... His fourth and 1 conversion helped set up Hakeem Nicks 4-yards touchdown reception.
- **(at Packers, NFC Divisional 1/15/12)** Scored the Giants' final touchdown on a 14-yard run with 2:36 remaining... The TD was his fifth postseason touchdown (fourth rushing), which broke a tie with Joe Morris and Ken Strong and moved him into second place on the Giants' career postseason list... His 4 rushing touchdowns put him in a first-place tie with Morris.
- **(at 49ers, NFC Championship 1/22/12)** Ran the ball 5 times for 13 yards... Also caught 2 passes for 8 yards.

	GP/GS	RUSH	YARDS	AVG	LG	TD	REC	YARDS	AVG	LG	TD
11REG	14/6	152	571	3.8	28	7	15	128	8.5	40t	1
	GP/GS	RUSH	YARDS	AVG	LG	TD	REC	YARDS	AVG	LG	TD
11PLY	3/0	28	127	4.5	34	1	4	16	4.0	5	0

28 D.J. Ware RB 6-0 225 Georgia 5 FA-'07
 2011 GP/GS/DNP/IA: (16/1/0/0) Postseason (2/1/0/0)

2011 Regular Season-Highs:

Rushing

Carries: 9 – at SF 11/13
Yards: 34 – at SF 11/13
Longest Run: 17 – at NYJ 12/24
Touchdowns: N/A

Season Notes:

- **(at Washington)** Saw action on special teams and running back.
- **(vs. St. Louis 9/19/11)** Saw action on special teams and running back... Carried the ball for the first time this season, rushing for 22 yards on three carries.
- **(at Philadelphia 9/25/11)** Saw action on special teams.
- **(at Arizona 10/2/11)** Saw action on special teams... Returned one kickoff for 17 yards.
- **(vs. Seattle 10/9/11)** Saw action on special teams and at running back... Carried the ball 4 times.
- **(vs. Buffalo 10/16/11)** Saw action on special teams and at running back... Finished with 5 carries for 19 yards (3.8 ypc), with a long of 5 yards.
- **(vs. Dolphins 10/30/11)** Rushed twice for 1 yard... Also caught 1 pass for 5 yards.
- **(at New England 11/6/11)** Recorded 7 rushes for 23 yards.
- **(at San Francisco 11/13/11)** Rushed 9 times for 34 yards... Caught 5 passes for 34 yards.
- **(vs. Philadelphia 11/20/11)** Rushed 3 times for minus 3 yards... Left game with a concussion.
- **(at New Orleans 11/28/11)** Carried the ball 5 times for 23 yards... Had a career-high 8 receptions for 45 yards.
- **(vs. Green Bay 12/4/11)** Rushed once for 3 yards... Added 2 catches for 4 yards... Ran in a 2-point conversion that tied the game at 35.
- **(at Dallas 12/11/11)** Got the start in place of Ahmad Bradshaw, who was held out of the first half for violating team rules... His two point conversion in the fourth quarter put the Giants up by 3.
- **(vs. Washington 12/18/11)** Apart of the running back rotation... Caught one pass for 2 yards... His catch was originally ruled as a touchdown but reversed after replay.
- **(at New York Jets 12/24/11)** Rushed 3 times for 20 yards, including a season-long 17-yard run.
- **(vs. Dallas 1/1/12)** Carried the ball twice for 19 yards... Also caught a pass for 8 yards.
- **(vs. Falcons, NFC Wild Card 1/8/12)** Got the start as a wideout... Finished the game with 1 rush for 4 yards and caught a pass for 13 yards before leaving the game with a concussion.
- **(at Packers, NFC Divisional 1/15/12)** Saw action in the running back rotation.
- **(at 49ers, NFC Championship 1/22/12)** Saw action in the running back rotation. Was targeted once by Manning, but caught no passes.

11REG	GP/GS	RUSH	YARDS	AVG	LG	TD	REC	YARDS	AVG	LG	TD
	16/1	46	163	3.5	17	0	27	170	6.3	22	0

11REG	GP/GS	PR	YARDS	AVG	LG	TD	KOR	YARDS	AVG	LG	TD
	16/1	0	0	0.0	0	0	2	17	8.5	17	0

11PLY	GP/GS	RUSH	YARDS	AVG	LG	TD	REC	YARDS	AVG	LG	TD
	3/1	3	4	.13	4	0	1	13	13.3	13	0

33 Da'Rel Scott RB 5-11 210 Maryland R D7-'11
 2011 GP/GS/DNP/IA: (11/0/0/5) Postseason (0/0/0/3)

Season Notes:

- **(at Washington 9/11/11)** Saw limited action on special teams.
- **(vs. St. Louis 9/19/11)** Inactive.
- **(at Philadelphia 9/25/11)** Inactive.
- **(at Arizona 10/2/11)** Inactive.
- **(vs. Seattle 10/9/11)** Saw first action of the season on special teams.
- **(vs. Buffalo 10/16/11)** Saw action at running back and special teams... Caught his first pass of the season.
- **(vs. Dolphins 10/30/11)** Inactive.
- **(at New England 11/6/11)** Had his first NFL rushing attempt, a five-yard gain that picked up a first down in the second quarter.
- **(at San Francisco 11/13/11)** Assumed kickoff return duties and had two runbacks for 53 yards, including a 37-yarder.
- **(vs. Philadelphia 11/20/11)** Saw action at running back and kickoff returner... Rushed twice for 11

yards... Caught 1 pass for 9 yards...Returned 3 kickoffs for 61 yards (20.3 avg.).

- **(at New Orleans 11/28/11)** Rushed twice for no yardage... Returned 4 kickoffs for 115 yards, with a long of 38.
- **(vs. Green Bay 12/4/11)** Inactive.
- **(at Dallas 12/11/11)** Played on special teams... Returned 3 kickoffs for 63 yards, with a long of 23 yards.
- **(vs. Washington 12/18/11)** Saw action as kickoff returner... Returned 2 kickoffs for 49 yards.
- **(at New York Jets 12/24/11)** Saw action on special teams as kick returner.
- **(vs. Dallas 1/1/12)** Saw action on special team.
- **(vs. Falcons, NFC Wild Card 1/8/12)** Inactive.
- **(at Packers, NFC Divisional 1/15/12)** Inactive.
- **(at 49ers, NFC Championship 1/22/12)** Inactive.

	GP/GS	RUSH	YARDS	AVG	LG	TD	REC	YARDS	AVG	LG	TD
11REG	10/0	5	16	3.2	8	0	2	13	6.5	9	0
	GP/GS	PR	YARDS	AVG	LG	TD	KOR	YARDS	AVG	LG	TD
11REG	10/0	0	0	0.0	0	0	14	341	24.4	38	0
	GP/GS	RUSH	YARDS	AVG	LG	TD	REC	YARDS	AVG	LG	TD
11PLY	0/0	0	0	0.0	0	0	0	0	0.0	0	0
	GP/GS	PR	YARDS	AVG	LG	TD	KOR	YARDS	AVG	LG	TD
11PLY	0/0	0	0	0.0	0	0	0	0	0.0	0	0

45 Henry Hynoski **RB 6-1 266 Pittsburgh** **R FA-'11**
 2011 GP/GS/DNP/IA: (11/4/0/5) Postseason (3/2/0/0)

Season Notes:

- **(at Washington 9/11/11)** Delivered a key block on Ahmad Bradshaw's touchdown run... Caught a four-yard pass... Was one of 10 rookies on opening day roster... One of seven Giants rookies to make their NFL debut.
- **(vs. St. Louis 9/19/11)** Made first career NFL start at fullback.
- **(at Philadelphia 9/25/11)** Started at fullback.
- **(at Arizona 10/2/11)** Started at fullback... Caught a pass for 5 yards.
- **(vs. Seattle 10/9/11)** Saw action at fullback... Left the game in the fourth quarter with a burner and did not return.
- **(vs. Buffalo 10/16/11)** Inactive (burner).
- **(vs. Dolphins 10/30/11)** Inactive (burner).
- **(at New England 11/6/11)** Inactive (burner).
- **(at San Francisco 11/13/11)** Inactive (burner).
- **(vs. Philadelphia 11/20/11)** Inactive.
- **(at New Orleans 11/28/11)** Returned to action after missing the previous five games... Caught 1 pass for 10 yards.
- **(vs. Green Bay 12/4/11)** Saw action at fullback... Blocking in the backfield helped the Giants rush for 100 yards.
- **(at Dallas 12/11/11)** Saw action at fullback... Caught 2 passes for 6 yards... lead blocking helped Brandon Jacobs rush for 101 yards.
- **(vs. Washington 12/18/11)** Saw action at fullback... Caught 2 catches for 26 yards.
- **(at New York Jets 12/24/11)** Saw action at fullback... Run blocking helped the Giants rush for 115 yards.
- **(vs. Dallas 1/1/12)** Started at fullback in place of Bear Pascoe, who replaced the injured Jake Ballard at tight end... Caught a season-high 4 passes for 31 yards, including three on one second-quarter drive.
- **(vs. Falcons, NFC Wild Card 1/8/12)** Lead blocking helped the Giants rush for 172 yards and a 5.5 average.
- **(at Packers, NFC Divisional 1/15/12)** Started at fullback.
- **(at 49ers, NFC Championship 1/22/12)** Started at fullback... Caught 3 passes for 20 yard.

	GP/GS	RUSH	YARDS	AVG	LG	TD	REC	YARDS	AVG	LG	TD
11REG	11/4	0	0	0.0	0	0	12	83	6.9	14	0
	GP/GS	RUSH	YARDS	AVG	LG	TD	REC	YARDS	AVG	LG	TD
11PLY	3/2	0	0	0.0	0	0	3	20	6.7	10	0

WIDE RECEIVERS

12 Jerrel Jernigan

2011 GP/GS/DNP/IA: (8/0/3/4)

WR 5-8 185 Troy

Postseason (3/0/0/0)

R

D3-'11

Season Notes:

- (at Washington 9/11/11) Inactive.
- (vs. St. Louis 9/19/11) Inactive.
- (at Philadelphia 9/25/11) Suited but did not play.
- (at Arizona 10/2/11) Dressed but did not play.
- (vs. Seattle 10/9/11) Saw first action of season on special teams.
- (vs. Buffalo 10/16/11) Saw action at receiver and on special teams.
- (vs. Dolphins 10/30/11) Saw action at receiver and on special teams.
- (at New England 11/6/11) Saw action at receiver and on special teams... Returned one kickoff for 19 yards.
- (at San Francisco 11/13/11) Inactive.
- (vs. Philadelphia 11/20/11) Inactive.
- (at New Orleans 11/28/11) Dress but did not play.
- (vs. Green Bay 12/4/11) Saw action on special teams.
- (at Dallas 12/11/11) Inactive.
- (vs. Washington 12/18/11) Filled in as the kickoff returner when Devon Thomas went down with injury... Returned 2 kicks back for 55 yards, with a long of 29.
- (at New York Jets 12/24/11) Saw action at receiver and on special teams... Returned 3 kickoffs back for 77 yards, with a long of 31.
- (vs. Dallas 1/1/12) Saw on special teams and at wide receiver... Returned 2 kickoffs back for 35 yards, with a long of 20.
- (vs. Falcons, NFC Wild Card 1/8/12) Saw action on special teams... Retuned his only kickoff back for 27 yards.
- (at Packers, NFC Divisional 1/15/12) Saw action on special teams.
- (at 49ers, NFC Championship 1/22/12) Saw action on special teams and at receiver... Returned 1 kickoff back for 17 yards.

	GP/GS	REC	YARDS	AVG	LG	TD	RUSH	YARDS	AVG	LG	TD
11REG	8/0	0	0	0.0	0	0	0	0	0.0	0	0
	GP/GS	PR	YARDS	AVG	LG	TD	KOR	YARDS	AVG	LG	TD
11REG	8/0	8	186	23.3	31	0	8	186	23.3	31	0
	GP/GS	REC	YARDS	AVG	LG	TD	RUSH	YARDS	AVG	LG	TD
11PLY	3/0	0	0	0.0	0	0	0	0	0.0	0	0
	GP/GS	PR	YARDS	AVG	LG	TD	KOR	YARDS	AVG	LG	TD
11PLY	3/0	0	0	0.0	0	0	2	44	22.0	27	0

13 Ramses Barden

2011 GP/GS/DNP/IA: (8/0/0/1)

WR 6-6 224 Cal Poly

Postseason (0/0/0/3)

3

D3-'09

Season Notes:

- (at Washington 9/11/11) On PUP.
- (vs. St. Louis 9/19/11) On PUP.
- (at Philadelphia 9/25/11) On PUP.
- (at Arizona 10/2/11) On PUP.
- (vs. Seattle 10/9/11) On PUP.
- (vs. Buffalo 10/16/11) On PUP.
- (vs. Dolphins 10/30/11) On PUP.
- (at New England 11/6/11) Made his season debut after he was activated the previous day off the reserve/PUP list... Had two receptions for 24 yards, including a nine-yarder on the Giants' first touchdown drive of the fourth quarter.
- (at San Francisco 11/13/11) Saw action at receiver.
- (vs. Philadelphia 11/20/11) Recorded 1 reception for 13 yards.
- (at New Orleans 11/28/11) Had 3 catches for 38 yards, including a 26-yarder that tied his career long, set vs. Dallas on Nov. 14, 2010.
- (vs. Green Bay 12/4/11) Recorded 1 catch for 9 yards.
- (at Dallas 12/11/11) Saw action at receiver and special teams.
- (vs. Washington 12/18/11) Saw action at receiver and on special teams... Recorded 1 catch for 6 yards.
- (at New York Jets 12/24/11) Was targeted 5 times by Eli Manning and finished the game with 1 catch for 4 yards.
- (vs. Dallas 1/1/12) Inactive.
- (vs. Falcons, NFC Wild Card 1/8/12) Inactive.
- (at Packers, NFC Divisional 1/15/12) Inactive.
- (at 49ers, NFC Championship 1/22/12) Inactive.

	GP/GS	REC	YARDS	AVG	LG	TD	RUSH	YARDS	AVG	LG	TD
11REG	9/0	9	94	10.4	26	0	0	0	0.0	0	0
	GP/GS	REC	YARDS	AVG	LG	TD	RUSH	YARDS	AVG	LG	TD
11PLY	0/0	0	0	0.0	0	0	0	0	0.0	0	0

15 Devin Thomas **WR 6-2 221 Michigan State 4** **W (CAR)-'11**
2011 GP/GS/DNP/IA: (16/0/0/0) Postseason (3/0/0/0)

Season Notes:

- **(at Washington 9/11/11)** Saw action at wide receiver and special teams, where he recorded one tackle and an assist.
- **(vs. St. Louis 9/19/11)** Saw action at receiver and on special teams, returning two kicks back for 51 yards.
- **(at Philadelphia 9/25/11)** Saw action at receiver and on special teams... Returned one kickoff for 33 yards.
- **(at Arizona 10/2/11)** Returned 4 kickoffs for 103 yards (25.8 avg.), with a long of 36.
- **(vs. Seattle 10/9/11)** Returned 3 kickoffs for 82 yards (27.3 avg.), with a long of 37.
- **(vs. Buffalo 10/16/11)** Saw action at receiver and on special teams... Returned 4 kickoffs for 88 yards (22.0 avg.)... Had a long of 28 yards.
- **(vs. Dolphins 10/30/11)** Saw action at receiver and on special teams... Returned 3 kickoffs for 78 yards, with a long of 40.
- **(at New England 11/6/11)** Returned 3 kickoffs for 42 yards.
- **(at San Francisco 11/13/11)** Saw action on special teams.
- **(vs. Philadelphia 11/20/11)** Saw action on special teams.
- **(at New Orleans 11/28/11)** Recorded his first reception of the year, a 12-yarder.
- **(vs. Green Bay 12/4/11)** Saw action at receiver and special teams... Returned to kickoff return duties and recorded three returns for 78 yards, with a long of 31.
- **(at Dallas 12/11/11)** Saw action at receiver and on special teams.
- **(vs. Washington 12/18/11)** Saw action on special teams... Was hurt on the kickoff that was the final play of the second quarter.
- **(at New York Jets 12/24/11)** Saw action on special teams and receiver... Caught 1 pass for 11 yards.
- **(vs. Dallas 1/1/12)** Saw action at receiver and kick returner... Caught 1 pass for 14 yards... Returned his lone kickoff for 31 yards.
- **(vs. Falcons, NFC Wild Card 1/8/12)** Saw action on special teams and at receiver.
- **(at Packers, NFC Divisional 1/15/12)** Saw action on special teams and at receiver.
- **(at 49ers, NFC Championship 1/22/12)** Saw action on special teams and at receiver... Made two keys special teams plays that changed the scope of the game... Recovered two punt return fumbles by Kyle Williams, the first setting up Manning's touchdown pass to Manningham, the second leading to Tynes' game-winning 31-yard field goal.

	GP/GS	REC	YARDS	AVG	LG	TD	RUSH	YARDS	AVG	LG	TD	ST Tac
11REG	16/0	3	37	12.3	14	0	0	0	0.0	0	0	5
	GP/GS	PR	YARDS	AVG	LG	TD	KOR	YARDS	AVG	LG	TD	
11REG	16/0	0	0	0.0	0	0	25	607	24.3	40	0	
	GP/GS	REC	YARDS	AVG	LG	TD	RUSH	YARDS	AVG	LG	TD	ST Tac
11PLY	3/0	0	0	0	0	0	0	0	0.0	0	0	0
	GP/GS	PR	YARDS	AVG	LG	TD	KOR	YARDS	AVG	LG	TD	
11PLY	3/0	0	0	0.0	0	0	0	0	0	0	0	

80 Victor Cruz **WR 6-0 204 Massachusetts 2** **FA-'10**
2011 GP/GS/DNP/IA: (16/7/0/0) Postseason (3/3/0/0)

Regular Season-Highs:

Receiving

Receptions: 9 – at NO 11/28
Yards: 178 – vs. DAL 1/1
Longest Reception: 99 – at NYJ 12/24
Touchdowns: 2 – 2x - at PHI 9/25; at NO 11/28

Season Notes:

- **(vs. Washington 9/11/11)** Saw action at wide receiver and special teams... Recorded one special teams tackle.
- **(vs. St. Louis 9/19/11)** Saw action at receiver and special teams... Caught his first two passes of the season (for 17 yards).
- **(at Philadelphia 9/25/11)** Caught three passes for 110 yards and his first two NFL touchdowns, 74 and 28 yards... Was the first Giant to score two touchdowns in a game since Mario Manningham scored twice

against the Eagles on Dec. 19, 2010.

- **(at Arizona 10/2/11)** Recorded a career-high 6 catches for 98 yards... Made a key 19-yard reception that preceded Hakeem Nicks game-winning touchdown reception.
- **(vs. Seattle 10/9/11)** Led the Giants with a team-high 8 catches (career-high) and a game-high 161 yards (career-high) while adding one touchdown... Lone touchdown came off a deflected Manning pass from 64-yards out that gave New York an early fourth-quarter lead... Caught a 19-yard pass in the fourth quarter, potentially setting up... Rushed the ball for the first time this season, a 3-yard gain on an end-around.
- **(vs. Buffalo 10/16/11)** Caught 2 catches for 6 yards.
- **(vs. Dolphins 10/30/11)** Led the Giants with 7 receptions for 99 yards, including the game-winning 25-yard touchdown catch with 5:58 remaining.
- **(at New England 11/6/11)** Started for the first time in his career in place of Hakeem Nicks, inactive with the hamstring injury... Led the team with six catches for 91 yards... Drew a pass interference call on the game-winning drive that set up Manning's touchdown throw to Jake Ballard.
- **(at San Francisco 11/13/11)** Recorded six catches for a game-high 84 yards... With Ross sidelined, saw action as the punt returner, where he ran back 3 for 12 yards, including an 11-yarder.
- **(vs. Philadelphia 11/20/11)** Led the Giants with 6 receptions for 128 yards, including a 47-yarder, and a touchdown... Also saw action as a punt returner.
- **(at New Orleans 11/28/11)** Led the Giants with a career-high 9 receptions for 157 yards and 2 touchdowns, including a 72-yarder.
- **(vs. Green Bay 12/4/11)** Started his third game of the season in place of the injured Manningham... Caught 7 passes for 119 yards, his third consecutive 100-yard game.. The 100-yard game was Cruz's fifth of the season, the most by a Giants receiver since Amani Toomer had five in 2002... Increased his season total to 1,076 yards, the 17th 1,000-yard receiving season in franchise history... The 10th player – and ninth wide receiver – in Giants history with a 1,000-yard season.
- **(at Dallas 12/11/11)** Had 6 receptions for 74 yards in Dallas... Part of a Giants passing attack that finished with 400 net yards.
- **(vs. Washington 12/18/11)** Started at receiver opposite of Hakeem Nicks... Caught 5 catches for 44 yards... Had a long of 15.
- **(at New York Jets 12/24/11)** Caught three passes, the only Giants player with more than one, for 164 yards... He finished the game with 1,358 receiving yards for the season, setting a new franchise record... It was also his sixth 100-yard game of the season set another Giants record... His 99-yard reception in the second quarter for a score with the longest in the Giants 87-year history.
- **(vs. Dallas 1/1/12)** Caught 6 passes for 178 yards (29.7-yard avg), including a 74-yard touchdown... The 178 yards was the highest total by a Giant since Plaxico Burress had 205 in a victory over St. Louis on Oct. 2, 2005... Finished the season with a franchise-record 1,536 yards – 193 more than Amani Toomer's former team record – and a team-high nine touchdown receptions... His 82 catches tie him with Toomer (2002) for second on the Giants single-season list behind Steve Smith's 107 in 2009... Drew a pass interference in the first quarter set up Ahmad Bradshaw's 5 yard touchdown run.
- **(vs. Falcons, NFC Wild Card 1/8/12)** Started in the Giants 4 receiver opening set... Caught 2 passes for 28 yards.
- **(at Packers, NFC Divisional 1/15/12)** Started at receiver... Finished the game with 5 catches for 74 yards.
- **(at 49ers, NFC Championship 1/22/12)** Caught 10 passes for 142 yards (including 8 for 125 yards in the first half)... The 10 receptions tied Cruz with Ike Hilliard for the second-highest total by a Giant in a postseason game... The 10 catches ties Cruz with three other players, including Hilliard, for the third-highest total ever in a championship game... His 142 yards was the fifth-highest postseason total in Giants history and was 9 yards behind Burress' 151 in Green Bay, which is fourth.

11 REG	GP/GS	REC	YARDS	AVG	LG	TD	RUSH	YARDS	AVG	LG	TD	ST Tac
	16/7	82	1536	18.7	99t	9	1	3	3.0	3	0	1

11 PLY	GP/GS	REC	YARDS	AVG	LG	TD	RUSH	YARDS	AVG	LG	TD	ST Tac
	3/3	17	244	14.4	36	0	0	0	0.0	0	0	0

82 Mario Manningham WR 6-0 185 Michigan 4 D3-'08
 2011 GP/GS/DNP/IA: (13/11/0/3) Postseason (3/2/0/0)

Regular Season-Highs:
Receiving

Receptions: 6 – 2x vs. MIA 10/30; at SF 11/13
Yards: 77 – at SF 11/13
Longest Reception: 47 – at DAL 12/11
Touchdowns: 1 – 4x, Last Time, at DAL 12/11

Season Notes:

- **(at Washington 9/11/11)** Finished with 4 receptions for 49 yards with a long of 24.
- **(vs. St. Louis 9/19/11)** Caught three passes for 56 yards, including a 31-yard acrobatic catch to set up Hixon's touchdown... Left the game with a concussion.
- **(at Philadelphia 9/25/11)** Inactive (concussion).
- **(at Arizona 10/2/11)** Caught 1 pass for 10 yards.
- **(vs. Seattle 10/9/11)** Caught 5 passes for 56 yards.

- **(vs. Buffalo 10/16/11)** Caught 5 passes for 56 yards... His 6-yard catch on the Giants opening drive of the second half, helped set up Bradshaw's third rushing touchdown of the game.
- **(vs. Dolphins 10/30/11)** Recorded 6 catches for 63 yards and 1 touchdown... Scored the Giants' first touchdown on a seven-yard pass, his first of the season.
- **(at New England 11/6/11)** Recorded 3 catches for 33 yards and 1 touchdown.
- **(at San Francisco 11/13/11)** Caught 6 passes for 77 yards and 1 touchdown.
- **(vs. Philadelphia 11/20/11)** Caught 1 pass for 4 yards.
- **(at New Orleans 11/28/11)** In active due to a knee injury.
- **(vs. Green Bay 12/4/11)** Missed second straight contest with a knee injury.
- **(at Dallas 12/11/11)** Started at receiver... Finished with 2 catches for 62 yards, including a 47 yard reception for a touchdown.
- **(vs. Washington 12/18/11)** Apart of the Giants receiver rotation... Caught 3 passes for 57 yards, including a long of 34 yards.
- **(at New York Jets 12/24/11)** Inactive due to a knee injury.
- **(vs. Dallas 1/1/12)** Saw action in the wide receiver rotation.
- **(vs. Falcons, NFC Wild Card 1/8/12)** Started in the Giants 4-receiver set... Caught 4 passes for 68 yards and a touchdown, his first postseason score.
- **(at Packers, NFC Divisional 1/15/12)** Started in the opening 3-receiver set... Had 3 catches for 31 yards, including his second touchdown in as many weeks.
- **(at 49ers, NFC Championship 1/22/12)** Caught a key fourth quarter 17-yard TD pass that eventually forced overtime...The TD was set up by a recovered Kyle Williams fumble on a punt.

11REG	GP/GS	REC	YARDS	AVG	LG	TD	RUSH	YARDS	AVG	LG	TD	ST Tac
	13/11	39	523	13.4	47t	4	0	0	0.0	0	0	0

11PLY	GP/GS	REC	YARDS	AVG	LG	TD	RUSH	YARDS	AVG	LG	TD	ST Tac
	3/2	8	116	14.5	27t	3	0	0	0.0	0	0	0

83 Michael Clayton **WR 6-3 202 LSU** **8** **FA-'11**
 2011 GP/GS/DNP/IA: (5/0/0/3) Postseason (0/0/0/0)

Season Notes:

- **(at Washington 9/11/11)** Not with team.
- **(vs. St. Louis 9/19/11)** Not with team.
- **(at Philadelphia 9/25/11)** Inactive after being signed as a free agent earlier in the week.
- **(at Arizona 10/2/11)** Inactive.
- **(vs. Seattle 10/9/11)** Inactive.
- **(vs. Buffalo 10/16/11)** Was active for the first time since he was re-signed on Sept. 23... Played on special teams.
- **(vs. Dolphins 10/30/11)** Saw action on special teams.
- **(at New England 11/6/11)** Saw action at receiver and on special teams.
- **(at San Francisco 11/13/11)** Saw action at receiver and on special teams.
- **(vs. Philadelphia 11/20/11)** Saw action at receiver and on special teams... Recorded one special teams tackle.
- **(at New Orleans 11/28/11)** Injured Reserve.
- **(vs. Green Bay 12/4/11)** Injured Reserve.
- **(at Dallas 12/11/11)** Injured Reserve.
- **(vs. Washington 12/18/11)** Injured Reserve.
- **(at New York Jets 12/24/11)** Injured Reserve.
- **(vs. Dallas 1/1/12)** Injured Reserve.
- **(vs. Falcons, NFC Wild Card 1/8/12)** Injured Reserve.
- **(at Packers, NFC Divisional 1/15/12)** Injured Reserve.
- **(at 49ers, NFC Championship 1/22/12)** Injured Reserve.

11REG	GP/GS	REC	YARDS	AVG	LG	TD	RUSH	YARDS	AVG	LG	TD	ST Tac
	5/0	0	0	0.0	0	0	0	0	0.0	0	0	1

11PLY	GP/GS	REC	YARDS	AVG	LG	TD	RUSH	YARDS	AVG	LG	TD	ST Tac
	0/0	0	0	0.0	0	0	0	0	0.0	0	0	0

87 Domenik Hixon **WR 6-2 197 Akron** **6** **W (DEN)-'07**
 2011 GP/GS/DNP/IA: (2/0/0/0) Postseason (0/0/0/0)

Season Notes:

- **(at Washington 9/11/11)** Played his first game since 2009... Returned two punts for 27 yards... Caught two passes for 21 yards.
- **(vs. St. Louis 9/19/11)** Hixon scored his first touchdown since Dec. 13, 2009, a 61-yard reception vs. Philadelphia. It was the fourth touchdown catch of his career... Also saw action on special teams.
- **(at Philadelphia 9/25/11)** Injured Reserve.
- **(at Arizona 10/2/11)** Injured Reserve.

- (vs. Seattle 10/9/11) Injured Reserve.
- (vs. Buffalo 10/16/11) Injured Reserve.
- (vs. Dolphins 10/30/11) Injured Reserve.
- (at New England 11/6/11) Injured Reserve.
- (at San Francisco 11/13/11) Injured Reserve.
- (vs. Philadelphia 11/20/11) Injured Reserve.
- (at New Orleans 11/28/11) Injured Reserve.
- (vs. Green Bay 12/4/11) Injured Reserve.
- (at Dallas 12/11/11) Injured Reserve.
- (vs. Washington 12/18/11) Injured Reserve.
- (at New York Jets 12/24/11) Injured Reserve.
- (vs. Dallas 1/1/2012) Injured Reserve.
- (vs. Falcons, NFC Wild Card 1/8/12) Injured Reserve.
- (at Packers, NFC Divisional 1/15/12) Injured Reserve.
- (at 49ers, NFC Championship 1/22/12) Injured Reserve.

11REG	GP/GS 2/0	REC 4	YARDS 50	AVG 12.5	LG 22t	TD 1	RUSH 0	YARDS 0	AVG 0.0	LG 0	TD 0	ST Tac 0
11REG	GP/GS 2/0	PR 3	YARDS 31	AVG 10.3	LG 18	TD 0	KOR 0	YARDS 0	AVG 0.0	LG 0	TD 0	
		REC	YARDS	AVG	LG	TD	RUSH	YARDS	AVG	LG	TD	ST Tac
11PLY	GP/GS 0/0	0	0	0.0	0	0	0	0	0.0	0	0	0

88 Hakeem Nicks **WR 6-1 208 North Carolina** **3 D1-'09**
 2011 GP/GS/DNP/IA: (15/15/0/1) Postseason (3/3/0/0)

Regular Season-Highs:

Receiving

Receptions: 10 – at ARI 10/2

Yards: 162 – at ARI 10/2

Longest Reception: 68 – at WAS 9/11

Touchdowns: 2 – vs. GB 12/4

Season Notes:

- (at Washington 9/11/11) Caught seven passes for 122 yards, his seventh career 100-yard game... Tied his career long with a 68-yard reception to set up the Giants' first touchdown in the opening quarter (vs. PHI, 12/13/09).
- (vs. St. Louis 9/19/11) Caught is first touchdown of the season.
- (at Philadelphia 9/25/11) Caught three passes for 25 yards.
- (at Arizona 10/2/11) Targeted by Eli Manning 14 times and finished the game with a career-high 10 receptions, 162 yards and scoring the game-winning touchdown.
- (vs. Seattle 10/9/11) Recorded 4 receptions for 65 yards and a TD... TD came on a 19-yard strike from Manning with 16 seconds left in the second quarter to tie the game at 14 heading into the half.
- (vs. Buffalo 10/16/11) Caught 4 catches for 96 yards... Had a long of 60 yards.
- (vs. Dolphins 10/30/11) Had 6 catches for 67 yards.
- (at New England 11/6/11) Inactive due to a hamstring injury.
- (at San Francisco 11/13/11) Returned to action after missing the previous week's victory in New England with a hamstring injury... Caught 2 passes for 41 yards, including a 32-yard touchdown in the fourth quarter.
- (vs. Philadelphia 11/20/11) Caught 3 catches for 69 yards, with a long of 47.
- (at New Orleans 11/28/11) Recorded 7 catches for 87 yards, with a long of 23.
- (vs. Green Bay 12/4/11) Caught 7 passes for 88 yards and 2 touchdowns, with a long of 51 yards.
- (at Dallas 12/11/11) Caught 8 passes for 163 yards, his third 100-yard game of the season... Increased his season total to 1,023 yards... Joined Victor Cruz to give the Giants two 1,000-yard receivers in the same season for the first time in their 87-year history.
- (vs. Washington 12/18/11) Recorded 5 catches for 73 yards, with a long of 20.
- (at New York Jets 12/24/11) Targeted 7 times by Manning, but finished the game with 1 reception for 20 yards.
- (vs. Dallas 1/1/12) Caught 5 passes for 76 yards and a touchdown...Finished the season with 76 receptions for 1,192 yards and 7 scores.
- (vs. Falcons, NFC Wild Card 1/8/12) Started at receiver... Caught 6 passes for 115 yards, including touchdowns of 4 and 72 yards... The 72-yarder is tied for the longest postseason play in Giants history.
- (at Packers, NFC Divisional 1/15/12) Caught 7 passes for 165 yards and 2 touchdowns... The 165 yards were the second-highest total by a Giant in a postseason game...His 4 postseason receiving touchdowns are second in Giants history behind Toomer's 7.
- (at 49ers, NFC Championship 1/22/12) Caught 5 passes for 55 yards...Through 3 games, is averaging 18.6 yards per catch, easily besting the former Giants records of 13.9 held by Frank Gifford (17 catches for 236 yards) for receivers with at least 15 receptions.

11REG	GP/GS	REC	YARDS	AVG	LG	TD	RUSH	YARDS	AVG	LG	TD	ST Tac
	15/15	76	1192	15.7	68	7	0	0	0.0	0	0	0
11REG	GP/GS	REC	YARDS	AVG	LG	TD	RUSH	YARDS	AVG	LG	TD	ST Tac
	3/2	13	280	31.5	72t	4	0	0	0.0	0	0	0

TIGHT ENDS

85 Jake Ballard **TE 6-6 275 Ohio State** **2 FA-'10**
 2011 GP/GS/DNP/IA: (15/14/0/2) Postseason (3/3/0/0)

Regular Season-Highs:

Receiving

Receptions: 5 – vs. BUF 10/16
Yards: 81 – vs. BUF 10/16
Longest Reception: 41 – at WAS 9/11
Touchdowns: 1 – 3x: at ARI 10/2, vs. SEA 10/9;
 at NE 11/7

Season Notes:

- **(at Washington 9/11/11)** Made first NFL start... Ballard caught 2 passes for 59 yards, including a 41-yarder... His first career catch was an 18-yarder late in the first quarter.
- **(vs. St. Louis 9/19/11)** Made his second straight start at tight end.
- **(at Philadelphia 9/25/11)** Caught 1 pass for 15 yards.
- **(at Arizona 10/2/11)** Started at tight end... Caught first career TD, which pulled the Giants to within 3 points late in the fourth quarter.
- **(vs. Seattle 10/9/11)** Set a career-high with 72 yards on three catches, including a 12-yard touchdown... Manning found Ballard in the back of the endzone for the Giants first score in the first quarter.
- **(vs. Buffalo 10/16/11)** Set career highs with five receptions for 81 yards... His 24-yard catch in the first quarter set up Ahmad Bradshaw's first rushing touchdown.
- **(vs. Dolphins 10/30/11)** Caught 4 passes for 55 yards.
- **(at New England 11/6/11)** Started at tight end and recorded 4 catches for 67 yards, including the two catches during the Giants game-winning drive, the last catch the game-winner with 15 second left.
- **(at San Francisco 11/13/11)** Caught 3 passes for 35 yards, with a long of 17.
- **(vs. Philadelphia 11/20/11)** Caught 1 pass for 13 yards.
- **(at New Orleans 11/28/11)** Finished with 3 catches for 47 yards, with a long of 24.
- **(vs. Green Bay 12/4/11)** Started at tight end... Caught 3 passes 47 yards (15.7 avg.).
- **(at Dallas 12/11/11)** Started 4 passes for 52 yards... Caught 2 key passes during the Giants late fourth quarter comeback, one was a touchdown that caught the score to 34-29, and his next key catch setup Brandon Jacobs' go ahead touchdown.
- **(vs. Washington 12/18/11)** Caught 1 pass for 15 yards before leaving the game with a knee injury.
- **(at New York Jets 12/24/11)** Inactive due to a knee injury.
- **(vs. Dallas 1/1/12)** Missed his second straight game due to a knee injury.
- **(vs. Falcons, NFC Wild Card 1/8/12)** Retuned to the starting lineup after missing the last two regular season games with a knee injury... Had two receptions for 16 yards.
- **(at Packers, NFC Divisional 1/15/12)** Caught 1 pass for 17 yards, converting a third down.
- **(at 49ers, NFC Championship 1/22/12)** Started at tight end.

11REG	GP/GS	REC	YARDS	AVG	LG	TD	ST Tac
	14/13	38	604	15.9	41	4	0
11PLY	GP/GS	REC	YARDS	AVG	LG	TD	ST Tac
	3/3	3	33	11.0	17	0	0

47 Travis Beckum **TE 6-3 234 Wisconsin** **3 D3-'09**
 2011 GP/GS/DNP/IA: (13/0/0/3) Postseason (3/0/0/0)

Season Notes:

- **(at Washington 9/11/11)** Inactive.
- **(vs. St. Louis 9/19/11)** Inactive.
- **(at Philadelphia 9/25/11)** Saw his first action of the season after being inactive the previous two games... Caught 1 pass for a 2-yard gain.
- **(at Arizona 10/2/11)** Saw action at tight end.
- **(vs. Seattle 10/9/11)** Saw action at tight end.
- **(vs. Buffalo 10/16/11)** Saw action at tight end.
- **(vs. Dolphins 10/30/11)** Saw action at tight end.
- **(at New England 11/6/11)** Saw action on special teams.
- **(at San Francisco 11/13/11)** Saw action at tight end and special teams.
- **(vs. Philadelphia 11/20/11)** Saw action at tight end and special teams.

- (at New Orleans 11/28/11) Saw action at tight end and special teams.
- (vs. Green Bay 12/4/11) Scored on a 67-yard touchdown reception on the game's first series, the longest of his career and his second catch of the season.
- (at Dallas 12/11/11) Saw action at tight end, catching 1 pass for 11 yards, before leaving with a chest injury.
- (vs. Washington 12/18/11) Inactive due to injury.
- (at New York Jets 12/24/11) Saw action at tight end.
- (vs. Dallas 1/1/12) Saw action at tight end... Caught 2 passes for 13 yards.
- (vs. Falcons, NFC Wild Card 1/8/12) Saw action at tight end and on special teams... Recorded 1 pass for 7 yards.
- (at Packers, NFC Divisional 1/15/12) Caught 2 passes for 22 yards... Also saw action on special teams.
- (at 49ers, NFC Championship 1/22/12)

	GP/GS	REC	YARDS	AVG	LG	TD	ST Tac
11REG	13/0	5	93	26.7	67t	1	1

	GP/GS	REC	YARDS	AVG	LG	TD	ST Tac
11PLY	2/0	3	29	9.7	12	0	1

86 Bear Pascoe **TE 6-5 283 Fresno State** **3 FA-'09**
 2011 GP/GS/DNP/IA: (16/11/0/0) Postseason (3/0/0/0)

Season Notes:

- (vs. Washington 9/11/11) Started at fullback... Saw action at both fullback and tight end.
- (vs. St. Louis 9/19/11) Saw action at tight end.
- (at Philadelphia 9/25/11) Started at tight end.
- (at Arizona 10/2/11) Saw action at tight end... Made a key block on Ahmad Bradshaw's 13-yard TD run.
- (vs. Seattle 10/9/11) Saw action at tight end... Caught his first pass of the season, a 17-yarder, in the fourth quarter.
- (vs. Buffalo 10/16/11) Started at fullback in place of Henry Hynoski... Caught 2 passes for 17 yards, with a long of 14.
- (vs. Dolphins 10/30/11) Started at fullback... Caught 1 pass for 22 yards.
- (at New England 11/6/11) Started at fullback... Finished with 1 catch for 7 yards.
- (at San Francisco 11/13/11) Started at fullback... Caught 2 passes for 23 yards.
- (vs. Philadelphia 11/20/11) Started at fullback.
- (at New Orleans 11/28/11) Saw action at tight end and full back... Caught 1 pass for 10 yards.
- (vs. Green Bay 12/4/11) Started at fullback... Blocking helped the Giants rush for 100 yards.
- (at Dallas 12/11/11) Saw action at fullback and tight end.
- (vs. Washington 12/18/11) Started at fullback, but saw extended action at tight end... Caught 2 passes for 26 yards.
- (at New York Jets 12/24/11) Made his first start of the season at tight end in place of the injured Jake Ballard.
- (vs. Dallas 1/1/12) Made second straight start at tight end... Caught 2 passes for 14 yards, both for first downs.
- (vs. Falcons, NFC Wild Card 1/8/12) Saw action at tight end and fullback.
- (at Packers, NFC Divisional 1/15/12) Saw action at fullback and on special teams.
- (at 49ers, NFC Championship 1/22/12) Scored his first NFL touchdown on his first postseason catch, a six-yarder in the second quarter.

	GP/GS	REC	YARDS	AVG	LG	TD	ST Tac
11REG	16/11	12	136	11.3	22	0	0

	GP/GS	REC	YARDS	AVG	LG	TD	ST Tac
11PLY	3/0	1	6	6.0	6t	1	0

OFFENSIVE LINE

62 Mitch Petrus **G 6-3 315 Arkansas** **2 D5-'10**
2011 GP/GS/DNP/IA: (6/3/2/8) Postseason (3/0/0/0)

Season Notes:

- (at Washington 9/11/11) Inactive.
- (vs. St. Louis 9/19/11) Inactive.
- (at Philadelphia 9/25/11) Inactive.
- (at Arizona 10/2/11) Inactive.
- (vs. Seattle 10/9/11) Inactive
- (vs. Buffalo 10/16/11) Played for the first time this season.
- (vs. Dolphins 10/30/11) Inactive.
- (at New England 11/6/11) Suited but did not play.
- (at San Francisco 11/13/11) Inactive.
- (vs. Philadelphia 11/20/11) Inactive.
- (at New Orleans 11/28/11) Suited up but did not play.
- (vs. Green Bay 12/4/11) Appeared in just his second game of the season, starting at left guard, due to injury to center David Baas... Made first career start... Blocking helped the Giants rush for 100 yards and Eli Manning pass for 347 yards and 3 touchdowns.
- (at Dallas 12/11/11) Started his second straight game at left guard... Blocking helped offense gain 510 total yards, their highest total since they gained 512 yards vs. Philadelphia on Dec. 13, 2009... Part of O-line unit that allowed no sacks.
- (vs. Washington 12/18/11) Started at left guard.
- (at New York Jets 12/24/11) Saw action on special teams and the offensive line rotation.
- (vs. Dallas 1/1/12) Saw action on special teams and the offensive line rotation.
- (vs. Falcons, NFC Wild Card 1/8/12) Saw action on special teams and in the offensive line rotation.
- (at Packers, NFC Divisional 1/15/12) Saw action on special teams.
- (at 49ers, NFC Championship 1/22/12) Saw action on special teams and in the O-line rotation... Inserted into the rotation after center David Baas, a former 49er, suffered an abdominal contusion in the second quarter, forcing Kevin Boothe to replace him and Mitch Petrus to step in at left guard... Baas returned later in the quarter.

63 Jim Cordle **C 6-3 320 Ohio State** **1 FA-'11**
2011 GP/GS/DNP/IA: (9/0/1/2) Postseason (0/0/0/3)

Season Notes:

- (at Washington 9/11/11) Practice Squad.
- (vs. St. Louis 9/19/11) Practice Squad.
- (at Philadelphia 9/25/11) Practice Squad.
- (at Arizona 10/2/11) Practice Squad.
- (vs. Seattle 10/9/11) Saw first action of the season after being called up from the Practice Squad earlier in the week... Cordle replaced Zak DeOssie (concussion) as the long snapper in the second half and right guard Chris Snee (concussion) late in the game.
- (vs. Buffalo 10/16/11) Part of the O-line unit that helped Bradshaw rush for over 100 yards and scored 3 touchdowns.
- (vs. Dolphins 10/30/11) Part of the O-line rotation.
- (at New England 11/6/11) Part of the O-line rotation that did not allow a sack on Manning.
- (at San Francisco 11/13/11) Saw action on special teams.
- (vs. Philadelphia 11/20/11) Dressed but did not play.
- (at New Orleans 11/28/11) Saw action on special teams.
- (vs. Green Bay 12/4/11) Saw action as an extra lineman/eligible receiver.
- (at Dallas 12/11/11) Saw action as an extra lineman/eligible receiver.
- (vs. Washington 12/18/11) Saw action at on special teams.
- (at New York Jets 12/24/11) Inactive.
- (vs. Dallas 1/1/12) Inactive for the second straight contest.
- (vs. Falcons, NFC Wild Card 1/8/12) Inactive.
- (at Packers, NFC Divisional 1/15/12) Inactive.
- (at 49ers, NFC Championship 1/22/12) Inactive.

64 David Baas **C 6-4 312 Michigan** **7 UFA (SF)-'11**
2011 GP/GS/DNP/IA: (11/11/0/5) Postseason (3/3/0/0)

Season Notes:

- (at Washington 9/11/11) Started at center... His run protection in the 2nd quarter helped Brandon Jacobs run for a game-long 14 yards up the middle, setting up Ahmad Bradshaw's touchdown.
- (vs. St. Louis 9/19/11) Started at center... Blocking helped Bradshaw and Jacobs combine to rush for 109 yards.
- (at Philadelphia 9/25/11) Pass protection helped Eli Manning pass for 254 yards and 4 TD's.
- (at Arizona 10/2/11) Started at center... Left the game in the second quarter with a neck burner.

- (vs. **Seattle 10/9/11**) Inactive (burner)... Ended his personal streaks of 67 consecutive games played and 45 consecutive starts.
- (vs. **Buffalo 10/16/11**) Returned to the starting lineup after missing the previous game with a neck burner... Blocking helped Bradshaw to his first 100-yard performance of the season.
- (vs. **Dolphins 10/30/11**) Started at center... Pass blocking helped Manning pass for 349 yards.
- (at **New England 11/6/11**) Inactive due to injury.
- (at **San Francisco 11/13/11**) Returned to the starting line after missing the previous game... Blocking helped Manning throw for over 300 yards and 2 touchdowns.
- (vs. **Philadelphia 11/20/11**) Started at center... Helped Manning pass for 264 yards and 1 touchdown.
- (at **New Orleans 11/28/11**) Started at center... Blocking helped the Giants gain 465 total yard and 29 first downs.
- (vs. **Green Bay 12/4/11**) Inactive due to headaches.
- (at **Dallas 12/11/11**) Inactive for second straight game due to headaches.
- (vs. **Washington 12/18/11**) Inactive for third straight game.
- (at **New York Jets 12/24/11**) Returned to the starting lineup after missing the previous three games... Helped the Giants rush for 115 yards... Blocking also helped the Giants outgain the Jets by a yard (332-331), despite running 34 fewer plays (89-55) and owning the ball for almost 14 fewer minutes (36:06-23:54).
- (vs. **Dallas 1/1/12**) Started at center... Pass blocking helped Manning throw for 346 yards and 3 touchdowns.
- (vs. **Falcons, NFC Wild Card 1/8/12**) Started at center... Blocking helped the Giants gain 442 net yards, their third-highest total in a postseason game... Rush blocking helped the Giants gain 172 rushing yards.
- (at **Packers, NFC Divisional 1/15/12**) Started at center... Pass blocking helped Eli Manning pass for 330 yards and 3 touchdowns.
- (at **49ers, NFC Championship 1/22/12**) Started at center... Pass protection helped Manning pass for 316 yards and 2 touchdowns... Missed part of the second quarter with an abdominal contusion.

65 Will Beatty **T 6-6 319 Connecticut** **3 D2-'09**
 2011 GP/GS/DNP/IA: (10/10/0/1) **Postseason (0/0/0/0)**

Season Notes:

- (at **Washington 9/11/11**) Started at left tackle... Helped Giants rush for 75 yards.
- (vs. **St. Louis 9/19/11**) Started at left tackle... Helped Jacobs and Bradshaw rush for 109 yards and one touchdown.
- (at **Philadelphia 9/25/11**) Pass protection allowed Eli Manning to pass for 254 yards and 4 touchdowns.
- (at **Arizona 10/2/11**) Pass protection allowed Eli Manning to pass for 321 yards and 2 touchdowns.
- (vs. **Seattle 10/9/11**) Started at left tackle... Part of O-line unit that outgained Seattle's offense and gained 464 yards, their highest total since Nov. 14, 2010 (vs. DAL).
- (vs. **Buffalo 10/16/11**) Part of the offensive line that allowed no sacks and allowed Bradshaw to rush for 104 yards.
- (vs. **Dolphins 10/30/11**) Started at left tackle... Pass protection helped Manning pass for 349 yards.
- (at **New England 11/6/11**) Started at left tackle... Part of the offensive line unit that allowed no sacks.
- (at **San Francisco 11/13/11**) Back in the starting lineup after missing the Patriots game with a knee injury... Blocking helped Manning pass for over 300 yards and 2 touchdowns.
- (vs. **Philadelphia 11/20/11**) Started at left tackle... Pass protection helped Manning pass for 264 yards and a touchdown.
- (at **New Orleans 11/28/11**) Inactive due to eye surgery.
- (vs. **Green Bay 12/4/11**) Injured Reserve.
- (at **Dallas 12/11/11**) Injured Reserve.
- (vs. **Washington 12/18/11**) Injured Reserve.
- (at **New York Jets 12/24/11**) Injured Reserve.
- (vs. **Dallas 1/1/12**) Injured Reserve.
- (vs. **Falcons, NFC Wild Card 1/8/12**) Injured Reserve.
- (at **Packers, NFC Divisional 1/15/12**) Injured Reserve.
- (at **49ers, NFC Championship 1/22/12**) Injured Reserve.

66 David Diehl **T 6-5 304 Illinois** **9 D5-'03**
 2011 GP/GS/DNP/IA: (16/16/0/0) **Postseason (3/3/0/0)**

Season Notes:

- (at **Washington 9/11/11**) Started at left guard after playing most of his career at left tackle... Block protection allowed passing plays of 68 (Manning to Nicks) and 41 (Manning to Ballard) yards and helped spring Brandon Jacob's team-high 14-yard run.
- (vs. **St. Louis 9/19/11**) Started at left guard... Helped the Giants backs to combine for 131 yards.
- (at **Philadelphia 9/25/11**) Started at left guard.
- (at **Arizona 10/2/11**) Started at left guard and helped Giants pass for 321 yards and 2 touchdowns... Recorded a special teams tackle on a punt return.
- (vs. **Seattle 10/9/11**) Started at left guard... Helped Giants gain 464 total yards offense.
- (vs. **Buffalo 10/16/11**) Run blocking helped Ahmad Bradshaw rush for 104 yards and 3 touchdowns.
- (vs. **Dolphins 10/30/11**) Started at left guard... Part of O-line unit that allowed Manning to pass for 349

yards.

- **(at New England 11/6/11)** Started at left guard and allowed no sacks.
- **(at San Francisco 11/13/11)** Started at left guard... Blocking helped Manning pass for over 300 yards and 2 touchdowns.
- **(vs. Philadelphia 11/20/11)** Started at left guard... Pass protection helped Manning pass for 264 yards and a touchdown.
- **(at New Orleans 11/28/11)** Started at left tackle in place of Will Beatty, who missed the game due to eye surgery... ... Blocking helped the Giants gain 465 total yard and 29 first downs.
- **(vs. Green Bay 12/4/11)** Started at left tackle... Blocking helped the Giants rush for 100 yards and Eli Manning pass for 347 yards and 3 touchdowns.
- **(at Dallas 12/11/11)** Blocking helped offense gain 510 total yards, their highest total since they gained 512 yards vs. Philadelphia on Dec. 13, 2009... Part of O-line unit that allowed no sacks.
- **(vs. Washington 12/18/11)** Started at left tackle.
- **(at New York Jets 12/24/11)** Started at left tackle... Helped the Giants rush for 115 yards... Blocking also helped the Giants outgain the Jets by a yard (332-331), despite running 34 fewer plays (89-55) and owning the ball for almost 14 fewer minutes (36:06-23:54).
- **(vs. Dallas 1/1/12)** Started at left tackle... Pass blocking helped Manning throw for 346 yards and 3 touchdowns.
- **(vs. Falcons, NFC Wild Card 1/8/12)** Started at left tackle... Blocking helped the Giants gain 442 net yards, their third-highest total in a postseason game... Run blocking helped the Giants gain 172 rushing yards.
- **(at Packers, NFC Divisional 1/15/12)** Pass blocking helped Eli Manning pass for 330 yards and 3 touchdowns.
- **(at 49ers, NFC Championship 1/22/12)** Pass protection helped Manning pass for 316 yards and 2 touchdowns.

67 Kareem McKenzie T 6-6 330 Penn State 11 UFA (NYJ)-'05

2011 GP/GS/DNP/IA: (16/16/0/0)

Postseason (3/3/0/0)

Season Notes:

- **(at Washington 9/11/11)** Started at right tackle... Pass protection allowed passing plays of 68 (Manning to Nicks) and 41 (Manning to Ballard) yards.
- **(vs. St. Louis 9/19/11)** Started at right tackle... Run blocking helped Giants three backs gain 131 yards.
- **(at Philadelphia 9/25/11)** Pass protection allowed Manning to connect with Cruz on 74 and 28 yard touchdown passes.
- **(at Arizona 10/2/11)** Pass protection helped Eli Manning pass for two touchdowns.
- **(vs. Seattle 10/9/11)** Started at right tackle... Helped Eli Manning pass for a career-high 420 yards.
- **(vs. Buffalo 10/16/11)** Pass protection allowed no sacks... Run protection helped Bradshaw rush for 104 yards and 3 touchdowns.
- **(vs. Dolphins 10/30/11)** Started at right tackle.
- **(at New England 11/6/11)** Started at right tackle... Pass protection allowed no sacks.
- **(at San Francisco 11/13/11)** Started at right tackle... Blocking helped Manning pass for over 300 yards and 2 touchdowns.
- **(vs. Philadelphia 11/20/11)** Started at right tackle.
- **(at New Orleans 11/28/11)** Started at right tackle... Blocking helped the Giants gain 465 total yard and 29 first downs.
- **(vs. Green Bay 12/4/11)** Started at right guards... Blocking helped the Giants rush for 100 yards and Eli Manning pass for 347 yards and 3 touchdowns.
- **(at Dallas 12/11/11)** Blocking helped offense gain 510 total yards, their highest total since they gained 512 yards vs. Philadelphia on Dec. 13, 2009... Part of O-line unit that allowed no sacks.
- **(vs. Washington 12/18/11)** Started right tackle.
- **(at New York Jets 12/24/11)** Started at right tackle... Helped the Giants rush for 115 yards... Blocking also helped the Giants outgain the Jets by a yard (332-331), despite running 34 fewer plays (89-55) and owning the ball for almost 14 fewer minutes (36:06-23:54).
- **(vs. Dallas 1/1/12)** Started at right tackle... Only member of the offensive line to start all 16 games at the same position... Pass blocking helped Manning throw for 346 yards and 3 touchdowns.
- **(vs. Falcons, NFC Wild Card 1/8/12)** Started at right tackle... Blocking helped the Giants gain 442 net yards, their third-highest total in a postseason game... Run blocking helped the Giants gain 172 rushing yards.
- **(at Packers, NFC Divisional 1/15/12)** Started at right tackle... Pass protection helped Eli Manning pass for 330 yards and 3 touchdowns and the Giants offense gain 420 yards.
- **(at 49ers, NFC Championship 1/22/12)** Started at right tackle... Pass protection helped Manning pass for 316 yards and 2 touchdowns.

76 Chris Snee G 6-3 305 Boston College 8 D2-'04

2011 GP/GS/DNP/IA: (15/15/0/1)

Postseason (3/3/0/0)

Season Notes:

- **(at Washington 9/11/11)** Started at right guard... Block protection allowed passing plays of 68 (Manning to Nicks) and 41 (Manning to Ballard) yards and helped spring Brandon Jacob's team-high 14-yard run.
- **(vs. St. Louis 9/19/11)** Started at right guard... Part of O-line that helped Giants three backs garner 131

yards on the ground.

- **(at Philadelphia 9/25/11)** Part of O-line unit that allowed Manning to throw for four touchdowns.
- **(at Arizona 10/2/11)** Started at right guard and pass protection helped Eli Manning pass for 321 yards and 2 TDs.
- **(vs. Seattle 10/9/11)** Started at right guard... Left the game in the fourth quarter after suffering a concussion.
- **(vs. Buffalo 10/16/11)** Inactive due to a concussion... His absence ended his streak of consecutive regular season games played and started at 101 (plus seven postseason games). He had started every game since the 2005 season opener after missing the final five games of his 2004 rookie season with an inflamed gland.
- **(vs. Dolphins 10/30/11)** Returned to starting lineup after missing the previous game with a concussion.
- **(at New England 11/6/11)** Started at right guard... Did not allow any sacks.
- **(at San Francisco 11/13/11)** Started at right guard... Blocking helped Manning pass for over 300 yards and 2 touchdowns.
- **(vs. Philadelphia 11/20/11)** Started at right guard... Left the game in the third quarter with cramps.
- **(at New Orleans 11/28/11)** Started at right guard... Blocking helped the Giants gain 465 total yard and 29 first downs.
- **(vs. Green Bay 12/4/11)** Started at right guard... Blocking helped the Giants rush for 100 yards and Eli Manning pass for 347 yards and 3 touchdowns.
- **(at Dallas 12/11/11)** Blocking helped offense gain 510 total yards, their highest total since they gained 512 yards vs. Philadelphia on Dec. 13, 2009... Part of O-line unit that allowed no sacks.
- **(vs. Washington 12/18/11)** Started at right guard.
- **(at New York Jets 12/24/11)** Started at right guard... Helped the Giants rush for 115 yards... Blocking also helped the Giants outgain the Jets by a yard (332-331), despite running 34 fewer plays (89-55) and owning the ball for almost 14 fewer minutes (36:06-23:54).
- **(vs. Dallas 1/1/12)** Started at right guard... Pass blocking helped Manning throw for 346 yards and 3 touchdowns.
- **(vs. Falcons, NFC Wild Card 1/8/12)** Started at right guard... Blocking helped the Giants gain 442 net yards, their third-highest total in a postseason game... Run blocking helped the Giants gain 172 rushing yards.
- **(at Packers, NFC Divisional 1/15/12)** Started at right guard... Pass protection helped Eli Manning pass for 330 yards and 3 touchdowns and the Giants offense gain 420 yards.
- **(at 49ers, NFC Championship 1/22/12)** Started at right guard... Pass protection helped Manning pass for 316 yards and 2 touchdowns.

77 Kevin Boothe

2011 GP/GS/DNP/IA: (16/9/0/0)

G 6-5 320 Cornell

Postseason (3/3/0/0)

6 W (OAK)-'07

Season Notes:

- **(at Washington 9/11/11)** Saw action on special teams.
- **(vs. St. Louis 9/19/11)** Saw action on special teams.
- **(at Philadelphia 9/25/11)** Saw action on special teams.
- **(at Arizona 10/2/11)** Filled in at center for injured David Bass in the second quarter... Part of O-line unit that pass protection helped Manning pass for two touchdown in the last five minutes of the fourth quarter.
- **(vs. Seattle 10/9/11)** Started for the first time in his career at center, replacing David Baas (neck burner).
- **(vs. Buffalo 10/16/11)** Started at right guard in place of Chris Snee... Started the previous week at center... Helped Ahmad Bradshaw rush for 104 yards and three touchdowns, and... Also part of the offensive line unit that allowed no sacks and help gain 414 yards of total offense.
- **(vs. Dolphins 10/30/11)** Played as the extra lineman/jumbo tight end in several packages... Took over at center for two plays after Baas left the game with a knee injury in the second quarter.
- **(at New England 11/6/11)** Started at center for the second time this season in place of David Baas, who missed the game with a knee injury... Part of the O-line unit that did not allow any sacks.
- **(at San Francisco 11/13/11)** Part of the O-line rotation that helped Manning throw for over 300 yards and 2 touchdowns.
- **(vs. Philadelphia 11/20/11)** Saw action in the O-line rotation... Replaced Chris Snee at guard in the third quarter, who suffered from cramps.
- **(at New Orleans 11/28/11)** Started at left guard in place of David Diehl, who shifted over to left tackle, filling in for Will Beatty... Blocking helped the Giants gain 465 total yard and 29 first downs.
- **(vs. Green Bay 12/4/11)** Started at center in place of David Baas, who sat out with headaches... Blocking helped the Giants rush for 100 yards and Eli Manning pass for 347 yards and 3 touchdowns.
- **(at Dallas 12/11/11)** Started at center... Blocking helped offense gain 510 total yards, their highest total since they gained 512 yards vs. Philadelphia on Dec. 13, 2009... Part of O-line unit that allowed no sacks.
- **(vs. Washington 12/18/11)** Started at center.
- **(at New York Jets 12/24/11)** Returned to left guard after playing the previous 3 games at center... Helped the Giants rush for 115 yards... Blocking also helped the Giants outgain the Jets by a yard (332-331), despite running 34 fewer plays (89-55) and owning the ball for almost 14 fewer minutes (36:06-23:54).
- **(vs. Dallas 1/1/12)** Started at left guard... Pass blocking helped Manning throw for 346 yards and 3 touchdowns.
- **(vs. Falcons, NFC Wild Card 1/8/12)** Started at left guard... Blocking helped the Giants gain 442 net yards, their third-highest total in a postseason game... Run blocking helped the Giants gain 172 rushing yards.

- **(at Packers, NFC Divisional 1/15/12)** Started at left guard... Protection helped Eli Manning pass for 330 yards and 3 touchdowns and the Giants offense gain 420 yards.
- **(at 49ers, NFC Championship 1/22/12)** Started at left guard, but also saw action at center after Baas left the game briefly in the second quarter with an abdominal contusion... Pass protection helped Manning pass for 316 yards and 2 touchdowns.

78 Stacy Andrews T 6-4 318 Mississippi 9 UFA (SEA)-'11
 2011 GP/GS/DNP/IA: (9/3/0/3) Postseason (0/0/0/0)

Season Notes:

- **(at Washington 9/11/11)** Saw action at tackle and special teams.
- **(vs. St. Louis 9/19/11)** Saw action as an eligible receiver and special teams.
- **(at Philadelphia 9/25/11)** Started as an eligible receiver/extra lineman.
- **(at Arizona 10/2/11)** Made key blocks from the eligible receiver/extra lineman position on two of the Giants touchdown plays.
- **(vs. Seattle 10/9/11)** Started as an eligible receiver/extra lineman.
- **(vs. Buffalo 10/16/11)** Was part of all three touchdowns as an eligible receiver/extra lineman.
- **(vs. Dolphins 10/30/11)** Inactive due to injury.
- **(at New England 11/6/11)** Inactive for the second straight game due to injury.
- **(at San Francisco 11/13/11)** Returned after missing two games with an injury.
- **(vs. Philadelphia 11/20/11)** Saw action as an eligible receiver/extra lineman.
- **(at New Orleans 11/28/11)** Started as an eligible receiver/extra lineman.
- **(vs. Green Bay 12/4/11)** Inactive... Was admitted to Hackensack University Medical Center last night with pulmonary embolisms in both lungs.
- **(at Dallas 12/11/11)** Injured Reserve.
- **(vs. Washington 12/18/11)** Injured Reserve.
- **(at New York Jets 12/24/11)** Injured Reserve.
- **(vs. Dallas 1/1/12)** Injured Reserve.
- **(vs. Falcons, NFC Wild Card 1/8/12)** Injured Reserve.
- **(at Packers, NFC Divisional 1/15/12)** Injured Reserve.
- **(at 49ers, NFC Championship 1/22/12)** Injured Reserve.

79 James Brewer T 6-6 330 Indiana R D4-'11
 2011 GP/GS/DNP/IA: (0/0/2/14) Postseason (0/0/0/3)

Season Notes:

- **(at Washington 9/11/11)** Inactive.
- **(vs. St. Louis 9/19/11)** Inactive.
- **(at Philadelphia 9/25/11)** Inactive.
- **(at Arizona 10/2/11)** Inactive.
- **(vs. Seattle 10/9/11)** Inactive.
- **(vs. Buffalo 10/16/11)** Inactive.
- **(vs. Dolphins 10/30/11)** Inactive.
- **(at New England 11/6/11)** Inactive.
- **(at San Francisco 11/13/11)** Inactive.
- **(vs. Philadelphia 11/20/11)** Inactive.
- **(at New Orleans 11/28/11)** Inactive.
- **(vs. Green Bay 12/4/11)** Dress for the first time but did not play.
- **(at Dallas 12/11/11)** Suited up but did not play
- **(vs. Washington 12/18/11)** Inactive.
- **(at New York Jets 12/24/11)** Inactive.
- **(vs. Dallas 1/1/12)** Inactive.
- **(vs. Falcons, NFC Wild Card 1/8/12)** Inactive.
- **(at Packers, NFC Divisional 1/15/12)** Inactive.
- **(at 49ers, NFC Championship 1/22/12)** Inactive.

70 Tony Ugoh T 6-5 304 Arkansas 5R FA-'11
 2011 GP/GS/DNP/IA: (3/1/0/1) Postseason (3/0/0/0)

Season Notes:

- **(at Washington 9/11/11)** Not with team.
- **(vs. St. Louis 9/19/11)** Not with team.
- **(at Philadelphia 9/25/11)** Not with team.
- **(at Arizona 10/2/11)** Not with team.
- **(vs. Seattle 10/9/11)** Not with team.
- **(vs. Buffalo 10/16/11)** Not with team.
- **(vs. Dolphins 10/30/11)** Not with team.
- **(at New England 11/6/11)** Not with team.
- **(at San Francisco 11/13/11)** Not with team.
- **(vs. Philadelphia 11/20/11)** Not with team.

- (at New Orleans 11/28/11) Not with team.
- (vs. Green Bay 12/4/11) Not with team.
- (at Dallas 12/11/11) Inactive.
- (vs. Washington 12/18/11) Saw first action of the season since signing on Dec. 7 as an extra offensive lineman/eligible receiver.
- (at New York Jets 12/24/11) Started first game of the season as an extra lineman/eligible receiver.
- (vs. Dallas 1/1/12) Saw action as an extra lineman/eligible receiver.
- (vs. Falcons, NFC Wild Card 1/8/12) Saw action as an extra lineman/eligible receiver and on special teams.
- (at Packers, NFC Divisional 1/15/12) Saw action as an extra lineman/eligible receiver and on special teams.
- (at 49ers, NFC Championship 1/22/12) Saw action as an extra lineman/eligible receiver and on special teams

SPECIALISTS

51 Zak DeOssie **LS 6-4 249 Brown** **5 D4-'07**
 2011 GP/GS/DNP/IA: (16/0/0/0) Postseason (3/0/0/0)

Season Notes:

- (at Washington 9/11/11) Saw action as the long snapper... Recorded 2 special teams tackles.
- (vs. St. Louis 9/19/11) Saw action as the long snapper.
- (at Philadelphia 9/25/11) Saw action as the long snapper.
- (at Arizona 10/2/11) Saw action as the long snapper... Earned one special teams tackle.
- (vs. Seattle 10/9/11) Saw action as the long snapper... Earned 2 special teams tackles (1 assist)... Left game in second half due to a concussion.
- (vs. Buffalo 10/16/11) Saw action as the long snapper.
- (vs. Dolphins 10/30/11) Saw action as the long snapper.
- (at New England 11/6/11) Saw action as the long snapper... Added a special teams tackle.
- (at San Francisco 11/13/11) Saw action as the long snapper.
- (vs. Philadelphia 11/20/11) Saw action as the long snapper.
- (at New Orleans 11/28/11) Saw action as the long snapper.
- (vs. Green Bay 12/4/11) Saw action as the long snapper.
- (at Dallas 12/11/11) Saw action as the long snapper.
- (vs. Washington 12/18/11) Saw action as the long snapper... Added 1 special teams tackle.
- (at New York Jets 12/24/11) Saw action as the long snapper and recorded 2 special teams tackles.
- (vs. Dallas 1/1/12) Saw action as the long snapper.
- (vs. Falcons, NFC Wild Card 1/8/12) Saw action as the long snapper.
- (at Packers, NFC Divisional 1/15/12) Saw action as the long snapper.
- (at 49ers, NFC Championship 1/22/12) Saw action as the long snapper.

	GP/GS	Solo	Asst.	Total	Sacks		Int.	PD	FF	FR	ST TAC
11REG	16/0	0	0	0	0.0		0	0	0	0	10

	GP/GS	Solo	Asst.	Total	Sacks		Int.	PD	FF	FR	ST TAC
11REG	3/0	0	0	0	0.0		0	0	0	0	0

5 Steve Weatherford **P 6-2 211 Illinois** **7 FA-'11**
 2011 GP/GS/DNP/IA: (16/0/0/0) Postseason (3/0/0/0)

Season Notes:

- (at Washington 9/12/11) Punted 6 times for 45.5 gross and 36.3 net with a long of 59 yards.
- (vs. St. Louis 9/19/11) Punted 7 times for a 46.0 gross and a 39.0 net... Had a long of 61 yards... Kicked two inside the 20.
- (at Philadelphia 9/25/11) Punted 4 times for 164 yards and a net of 37.8 yards... Had a long of 52 yards with 1 inside the 20.
- (at Arizona 10/2/11) Punted 5 times for 223 yards (35.0 net)... Had a long of 52 and kicked one inside the 20.
- (vs. Seattle 10/9/11) Punted 7 times for 343 yards (49.0 avg., 39.1 net)... Had a long of 60.
- (vs. Buffalo 10/16/11) Punted 3 times for 161 yards (53.7 avg., 43.3 net) and 1 for a touchback.
- (vs. Dolphins 10/30/11) Punted 4 times for 187 yards (46.8 avg., 44.5 net)... Recorded 3 punts inside the 20... Had a long of 55 yards.
- (at New England 11/6/11) Dropped 5 of his eight punts inside the 20-yard line... Had a 43.1-yard gross average and a 41.0-yard net average... The Giants punted on each of their first six possessions of the game. Weatherford's punts forced New England to start its six first-half series – in order - on its five, six, 17, 20, 11 and nine-yard lines.
- (at San Francisco 11/13/11) Punted twice for 77 yards (38.5 net and average)... The 2 punts were the

lowest total since the Giants punted once at Seattle on Nov. 7, 2010.

- **(vs. Philadelphia 11/20/11)** Punted 9 times for 463 yards (51.4 avg., 44.4 net), including a long of 61 and 4 within the 20.
- **(at New Orleans 11/28/11)** Punted 2 times for 76 yards (38.0 avg., 28.0 net)... Added 1 touchback and 1 punt inside the 20.
- **(vs. Green Bay 12/4/11)** Punted 4 times for 177 yards, with a long for 49... Had 2 punts inside the 20-yard.
- **(at Dallas 12/11/11)** Punted 4 times for 178 yards, with a long of 62... Recorded 1 touchback and 1 inside the 20.
- **(vs. Washington 12/18/11)** Punted 4 times for 196 yards, with a long of 54. Recorded 1 touchback and 1 inside the 20.
- **(at New York Jets 12/24/11)** Punted 9 times for 391 yards, with a long of 58... Also had 2 punts land inside the 20.
- **(vs. Dallas 1/1/12)** Punted 4 times for 161 yards (40.3 avg., 36.0 net), with a long of 49 yards... Recorded 1 punt inside the 20.
- **(vs. Falcons, NFC Wild Card 1/8/12)** Punted 4 times for 183 yards (45.8 avg, 40.8), with a long of 54... Also kick 1 inside the 20.
- **(at Packers, NFC Divisional 1/15/12)** Punted twice for 96 yards, with a long of 51.
- **(at 49ers, NFC Championship 1/22/12)** Punted 12 times for 557 yards, with a long of 57 and 2 inside the 20... Held on to a low snap with a wet ball to allow Lawrence Tynes to kick the game-winning field goal in overtime... His 12 punts tied David Lee of the Baltimore Colts (in a 1977 AFC Divisional Playoff) for the second-highest total in NFL postseason history... His 557 punting yards easily outdistances the former postseason record of 422, set by Maynard in the Super Bowl 11 years ago.

11REG	GP/GS	PUNTS	YARDS	AVG	NET	LG	TB	In20	BLK
	16/0	82	3745	45.7	39.2	62	6	25	0
11PLY	GP/GS	PUNTS	YARDS	AVG	NET	LG	TB	In20	BLK
	3/0	18	836	46.4	40.6	57	1	3	0

9 Lawrence Tynes **PK 6-1 194 Troy** **8 T (KC)-'07**
 2011 GP/GS/DNP/IA: (16/0/0/0) Postseason (3/0/0/0)

Season Notes:

- **(at Washington 9/11/11)** His only field goal attempt (38-yarder) was blocked... It was the first time a Giants' field goal attempt was blocked since Dec. 7, 2008, when Philadelphia's Trent Cole knocked down John Carney's 47-yard try... Was also 2-for-2 on PATs.
- **(vs. St. Louis 9/19/11)** Went 4-for-4 on PATs.
- **(at Philadelphia 9/25/11)** Went 3-for-3 on PATs.
- **(at Arizona 10/2/11)** Connected on his first field goal of the season, a 30-yarder... Went 4-for-4 for PAT's
- **(vs. Seattle 10/9/11)** Kicked a 26-yard field goal to give the Giants their last lead of the game in the fourth quarter... Connected on both of his PATs.
- **(vs. Buffalo 10/16/11)** Went 2-for-3 on field goals connecting from 26 yards and his 50-yard attempted was blocked... Went 3-for-3 from PATs.
- **(vs. Dolphins 10/30/11)** Made both of his extra point attempts, extending his streak to a franchise-record 135 in a row... Connected on both of his field goal attempts, from 25 and 29 yards.
- **(at New England 11/6/11)** Connected on his lone field goal, a 22-yarder... Went 3-for-3 on PATs.
- **(at San Francisco 11/13/11)** Kicked two field goals and two extra points... Finished contest with 157 extra points as a Giant, tying him with Ben Agajanian (1949, 54-57) and Brad Daluiso (1993-2000) for the third-highest total in Giants history.
- **(vs. Philadelphia 11/20/11)** Kicked a season-long 48-yard field goal as time expired in the second quarter... Connected on his lone PAT.
- **(at New Orleans 11/28/11)** Scored six points with a field goal and 3 extra points, raising his Giants career total to 403 points... He is the sixth player in franchise history to score at least 400 points... His 3 extra points increased his Giants total to 160, moving into third place on the franchise's career list... Was short on a career-long 61-yard field goal attempt as time expired in the first half. His previous long was a 58-yarder for Kansas City at Denver on Sept. 12, 2005. Had the kick been good, it would have been the longest field goal in Giants history.
- **(vs. Green Bay 12/4/11)** Connected on both field goals and all 3 of his PATs... Hi 50-yard field goal in the fourth quarter was his longest since he kicked a 53-yarder at Dallas on Oct. 25, 2010.
- **(at Dallas 12/11/11)** Kicked 2 field goals and 3 extra points... The 9 points increased his Giants career total to 421, which moved him past Barber and into fifth place on the franchise's career list... Also added 6 touchbacks.
- **(vs. Washington 12/18/11)** Went 1-for-2 on field goal attempts, connecting on a 40-yarder and missing wide left on a 44-yarder... Went 1-for-1 from PATs.
- **(at New York Jets 12/24/11)** Connected on both of his field goals (32 and 21 yards)... Also went 3-for-3 on PATs.
- **(vs. Dallas 1/1/12)** Hit one of his 2 field goal attempts, missing on a 40-yarder (wide right) in the second quarter and nailing a 28-yarder in the fourth... Connected on all four of his extra point attempts.
- **(vs. Falcons, NFC Wild Card 1/8/12)** Connected on 1 of 2 of his field goals, a 22-yarder... Also hit on all three of his PATs... Moved into second place on the franchise's postseason points list.
- **(at Packers, NFC Divisional 1/15/12)** Scored 13 points (3 field goals and 4 extra points) to increase his

Giants career postseason total to 44, moving him past Brad Daluiso and Ken Strong (36 each) and Amani Toomer (42) and into first place on the franchise's career postseason scoring list...Tynes' four field goal attempts (he had one blocked) gave him 13 in the postseason, a Giants record.. His nine postseason field goals tie Brad Daluiso for first place...He now owns the Giants' record for career postseason extra points attempted and made (17 each).

- **(at 49ers, NFC Championship 1/22/12)** Kicked 2 field goals (including the game-winning 31-yarder with 7:54 elapsed in overtime) and 2 extra points... The eight points increased his Giants postseason record total to 52... He also owns the franchise postseason records for extra points attempted and made (17 each), field goal attempts (15) and field goals (11).

	GP/GS	PAT	ATT	FG	ATT	FG%	LG	PTS	TB
11REG	16/0	43	43	19	24	79.0	50	100	34

	GP/GS	PAT	ATT	FG	ATT	FG%	LG	PTS	TB
11REG	3/0	9	9	6	8	75.0	35	27	4

DEFENSIVE LINE

95 Rocky Bernard DT 6-3 301 Texas A&M 10 FA-'11
 2011 GP/GS/DNP/IA: (16/1/0/0) Postseason (3/0/0/0)

Season Notes:

- **(at Washington 9/11/11)** Saw action in rotation of defensive line at tackle and finished with 1 solo tackle and 1 assist.
- **(vs. St. Louis 9/19/11)** Combined for four tackles (1 solo).
- **(at Philadelphia 9/25/11)** Saw action as defensive tackle.
- **(at Arizona 10/2/11)** Recorded one tackle before leaving with a rib injury.
- **(vs. Seattle 10/9/11)** Recorded two solo tackles... Forced a fumble and recovered it down near the goal line to stop a Seattle early score.
- **(vs. Buffalo 10/16/11)** Finished with 3 tackles (2 solo).
- **(vs. Dolphins 10/30/11)** Started his first game of the season at left defensive tackle... Finished with 3 tackles (2 solo).
- **(at New England 11/6/11)** Part of the defensive rotation that had a season-high four takeaways – two interceptions and two fumble recoveries – and two turnovers.
- **(at San Francisco 11/13/11)** Saw action at defensive tackle.
- **(vs. Philadelphia 11/20/11)** Recorded an assisted tackle.
- **(at New Orleans 11/28/11)** Saw action in the defensive line rotation... Recorded 2 total tackles (1 solo).
- **(vs. Green Bay 12/4/11)** Saw action at the defensive tackle... Finished with an assisted tackle.
- **(at Dallas 12/11/11)** Saw action in the defensive line rotation... Recorded 2 assisted tackles
- **(vs. Washington 12/18/11)** Saw action in the defensive line rotation... Finished the game with 6 tackles (2 solo).
- **(at New York Jets 12/24/11)** Got into the defensive line rotation... Recorded a pass defense.
- **(vs. Dallas 1/1/12)** Played in the defensive line rotation... Recorded 3 tackles... Part of the Giants defense that shutout Dallas in the first half and allowed only 49 yards rushing for the game, the lowest total by a Giants opponent since Seattle ran for 37 yards on Nov. 7, 2010.
- **(vs. Falcons, NFC Wild Card 1/8/12)** Sacked Falcons QB Matt Ryan for his fifth of his postseason career and first since Jan. 14, 2007 for Seattle against Chicago's Rex Grossman... Also added a pass defense.
- **(at Packers, NFC Divisional 1/15/12)** Saw action in the defensive line rotation... Recorded 4 tackles (2 solo).
- **(at 49ers, NFC Championship 1/22/12)** Saw action at defensive tackle... Finished with 1 tackle and 1 QB hit.

	GP/GS	Solo	Asst.	Total	Sacks	Int.	PD	FF	FR	ST TAC
11REG	16/1	13	15	30	0	0	2	1	1	0

	GP/GS	Solo	Asst.	Total	Sacks	Int.	PD	FF	FR	ST TAC
11PLY	3/0	4	2	6	1	0	1	0	0	0

99 Chris Canty DE 6-7 317 Virginia 7 UFA (DAL)-'09
 2011 GP/GS/DNP/IA: (16/16/0/0) Postseason (3/3/0/0)

Season Notes:

- **(at Washington 9/11/11)** Started at right defensive tackle and finished with 3 tackles, 1 sack and 1 QB hit and 1 tackle for loss... Chris Canty sacked Grossman for a five-yard loss, his first sack since Oct. 3, 2010

against Chicago's Jay Cutler.

- **(vs. St. Louis 9/19/11)** Finished with two combined tackles, and a solo tackle for loss... Also registered a pass defense.
- **(at Philadelphia 9/25/11)** Finished with two solo tackles.
- **(at Arizona 10/2/11)** Recorded two solo tackles.
- **(vs. Seattle 10/9/11)** Finished with three tackles (two solo).
- **(vs. Buffalo 10/16/11)** Ended the game with two combined tackles (1 solo)... Also added a TFL.
- **(vs. Dolphins 10/30/11)** Started the game at right defensive tackle... Recorded 4 touches (2 solo)... Part of the Giants defense that held Miami to 246 yards, the lowest total allowed by the Giants since Minnesota had 164 yards on Dec. 13, 2010.
- **(at New England 11/6/11)** Started at defensive tackle and recorded 3 (2 solo) tackles, and one for a loss.
- **(at San Francisco 11/13/11)** Started at defensive tackle and recorded one tackle, which was for a loss.
- **(vs. Philadelphia 11/20/11)** Recorded 4 tackles (3 solo), including 3 for a loss.
- **(at New Orleans 11/28/11)** Started at right defensive tackle... Finished with an assisted tackle and a QB hit.
- **(vs. Green Bay 12/4/11)** Finished with 6 tackles (3 solo)... Part of the Giants defensive unit that held the Packers rushing attack to 89 yards.
- **(at Dallas 12/11/11)** Started at RDT... His sack of Romo was his second of the season... Also added 5 tackles (3 solo).
- **(vs. Washington 12/18/11)** Started at right defensive end... Recorded 2 tackles (1 solo).
- **(at New York Jets 12/24/11)** Finished with 3 tackles... Also added a sack on Mark Sanchez that resulted in a safety.
- **(vs. Dallas 1/1/12)** Finished the contest with 4 tackles (2 solo) and a QB sack... Part of the Giants defense that shutout Dallas in the first half and allowed only 49 yards rushing for the game, the lowest total by a Giants opponent since Seattle ran for 37 yards on Nov. 7, 2010.
- **(vs. Falcons, NFC Wild Card 1/8/12)** Started at RDT... Part of the Giants defensive unit that held Atlanta to only 64 yards rushing, including holding the NFL's third leading rusher, Michael Turner, to 41 yards on 15 carries, a 2.7-yard average... Defense also kept the Falcons offense from scoring.
- **(at Packers, NFC Divisional 1/15/12)** Started at defensive tackle... Part of the Giants' defense that held the Packers to 20 points – 20 below their regular season average in Lambeau.
- **(at 49ers, NFC Championship 1/22/12)** Recorded 1 tackle and a pass defense.

	GP/GS	Solo	Asst.	Total	Sacks	Int.	PD	FF	FR	ST TAC
11REG	16/16	31	16	47	4.0	0	1	0	0	0

	GP/GS	Solo	Asst.	Total	Sacks	Int.	PD	FF	FR	ST TAC
11PLY	3/3	1	3	4	0.0	0	2	0	0	0

97 Linval Joseph DT 6-4 323 East Carolina 2 D2-'10
2011 GP/GS/DNP/IA: (16/15/0/0) Postseason (3/3/0/0)

Season Notes:

- **(at Washington 9/11/11)** Made first career start at left defensive tackle... Help limit the Redskins running game to 74 total yards... Finished the game with 3 tackles (2 solo) and 1 quarterback hit.
- **(vs. St. Louis 9/19/11)** Made second straight start... Part of Giants D-Line that held Rams to 59 total yards rushing.
- **(at Philadelphia 9/25/11)** Registered three tackles (1 solo), including one key tackle for a loss.
- **(at Arizona 10/2/11)** Started at left DT... Registered one tackle.
- **(vs. Seattle 10/9/11)** Started at LDT... Recorded three tackles and deflected two passes.
- **(vs. Buffalo 10/16/11)** Finished with 3 assisted tackles.
- **(vs. Dolphins 10/30/11)** Started the game at NT... Picked up his first career sack when he tackled Miami quarterback Matt Moore for a seven-yard loss in the second quarter... Also added 3 tackles (2 solo, 1 for loss) and a QB hit.
- **(at New England 11/6/11)** Recorded 3 solo tackles.
- **(at San Francisco 11/13/11)** Picked up his second sack in three games... Also added two tackles and two QB Hits.
- **(vs. Philadelphia 11/20/11)** Started at defensive tackle... Recorded 3 solo tackles.
- **(at New Orleans 11/28/11)** Started at left defensive tackle... Finished with 5 tackles (3 solo).
- **(vs. Green Bay 12/4/11)** Had a game-high 9 tackles (all solo)... Added a tackle for loss... Help hold the Giants rushing attack to just 89 yards.
- **(at Dallas 12/11/11)** Started at left defensive tackle... Registered 4 tackles (1 solo).
- **(vs. Washington 12/18/11)** Started at LDE... Finished with 2 tackles (1 solo).
- **(at New York Jets 12/24/11)** Finished the game with 4 tackles (3 solo) and a pass defense.
- **(vs. Dallas 1/1/12)** Started at left defensive end and recorded 1 tackle... Part of the Giants defense that shutout Dallas in the first half and allowed only 49 yards rushing for the game, the lowest total by a Giants opponent since Seattle ran for 37 yards on Nov. 7, 2010.
- **(vs. Falcons, NFC Wild Card 1/8/12)** Started at left defensive end... Finished with 3 tackles (1 solo) and a quarterback hit... Part of the Giants defensive unit that held Atlanta to only 64 yards rushing, including holding the NFL's third leading rusher, Michael Turner, to 41 yards on 15 carries, a 2.7-yard average... Defense also kept the Falcons offense from scoring.
- **(at Packers, NFC Divisional 1/15/12)** Part of the Giants' defense that held the Packers to 20 points – 20

below their regular season average in Lambeau... Finished with 4 tackles (2 solo).

- **(at 49ers, NFC Championship 1/22/12)** Started at defensive tackle... Finished the contest with 3 tackles (2 solo) and a pass defense.

	GP/GS	Solo	Asst.	Total	Sacks	Int.	PD	FF	FR	ST TAC
11REG	16/15	34	15	49	2.0	0	3	0	0	0

	GP/GS	Solo	Asst.	Total	Sacks	Int.	PD	FF	FR	ST TAC
11PLY	3//0	3	2	5	0.0	0	1	0	0	0

90 Jason Pierre-Paul DE 6-5 270 South Florida 2 D1-'10
 2011 GP/GS/DNP/IA: (16/12/0/0) Postseason (3/3/0/0)

Season Notes:

- **(at Washington 9/11/11)** Made first career start at right defensive end... Registered 5 tackles (4 solo), 2 sacks, 3 tackle for losses, 1 quarterback hit and force fumble.
- **(vs. St. Louis 9/19/11)** Made second straight start... shared a sack with Tuck... Finish game with two solo tackles, .5 sacks, two tackles for losses, two QB hits, and a pass defense.
- **(at Philadelphia 9/25/11)** Recorded 9 tackles (7 solo), 2 sacks, 2 tackles for loss, and 2 QB hits... After recording his second sack, he matched his sack total from his 2010 rookie season.
- **(at Arizona 10/2/11)** Started at left defensive end after starting the previous three games on the right side... Shifted to the left side due to the return of Osi Umenyiora... Started in place of injured Justin Tuck... Finished with 5 tackles (3 solo).
- **(vs. Seattle 10/9/11)** Led the Giants with 2.5 sacks, which increased his season total to 7.0... Also added 6 tackles (5 solo), 2 tackles for loss, 4 QB hits and a pass deflection.
- **(vs. Buffalo 10/16/11)** Finished the game with 1 sack, which knocked the Bills out of field goal range in the second quarter... Also recorded 3 tackles, 2 QB hits and a pass defense.
- **(vs. Dolphins 10/30/11)** Finished with 5 tackles (3 solo), 1 TFL, 2 QB hits and added 1 sack... Helped Giants hold the Dolphins to 246 yards, the lowest total allowed by the Giants since Minnesota had 164 yards on Dec. 13, 2010... Miami's 101 net passing yards was the lowest total by a Giants opponent since Chicago threw for 51 yards on Oct. 3, 2010.
- **(at New England 11/6/11)** Came off the bench for the first time this season... Picked up another sack, dropping Tom Brady for a four-yard loss in the second quarter... Part of the defensive unit that had 4 takeaways – two interceptions and two fumble recoveries – and two turnovers.
- **(at San Francisco 11/13/11)** Recorded 2 solo tackles, one for a loss... Part of the Giants defensive unit that held San Francisco to 77 rushing yards – including 27 yards on scrambles by quarterback Alex Smith - about 100 yards less than the 49ers' averaged in their previous five games (178.4).
- **(vs. Philadelphia 11/20/11)** Sacked Vince Young for a three-yard loss... Also added 4 tackles (3 solo) and 1 QB hit.
- **(at New Orleans 11/28/11)** Tied for the team lead with 6 tackles (5 solo)... Also added a QB hit and a tackle for loss.
- **(vs. Green Bay 12/4/11)** Started at right end for Umenyiora... Finished with 3 tackles, 2 for losses, and 2 pass defenses... Part of the D-line unit that held the Packers running backs to just 57 rushing yards.
- **(at Dallas 12/11/11)** Led the Giants with 8 tackles (6 solo), including 2 sacks, one of which resulted in the safety... Also forced a fumble and secured the victory by blocking Dan Bailey's 47-yard field goal attempt with 1 second left... his 12.5 sacks this season, the highest total by a Giant since Osi Umenyiora had 13.0 in 2007.
- **(vs. Washington 12/18/11)** Had a career-high 16 tackles (11 solo)... Sacked Rex Grossman late in the first quarter.
- **(at New York Jets 12/24/11)** Had 2 of the Giants' five sacks, increasing his season total to 15.5, the most by a Giant since Michael Strahan had 18.5 in 2003... Also added 5 tackles (4 solo), 2 for a loss.
- **(vs. Dallas 1/1/12)** Started at right end... Also played defensive tackle and linebacker... Finished with 5 tackles (4 solo) and had one of the Giants' six sacks to finish the season with 16.5, the highest total by a Giant since Michael Strahan had 18.5 in 2003... Part of the Giants defense that shutout Dallas in the first half and allowed only 49 yards rushing for the game, the lowest total by a Giants opponent since Seattle ran for 37 yards on Nov. 7, 2010.
- **(vs. Falcons, NFC Wild Card 1/8/12)** Started at right defensive end... Finished the game with 8 tackles (6 solo), including 2 for losses... Part of the Giants defensive unit that held Atlanta to only 64 yards rushing, including holding the NFL's third leading rusher, Michael Turner, to 41 yards on 15 carries, a 2.7-yard average... Defense also kept the Falcons offense from scoring.
- **(at Packers, NFC Divisional 1/15/12)** Started at right end... Recorded 2 solo tackles and a pass defense... Part of the Giants' defense that held the Packers to 20 points – 20 below their regular season average in Lambeau.
- **(at 49ers, NFC Championship 1/22/12)** Was second on the team in tackles with 6 (5 solo)... Recorded .5 sacks and a pass defense... Stopped Alex Smith on a critical third down play.

	GP/GS	Solo	Asst.	Total	Sacks	Int.	PD	FF	FR	ST TAC
11REG	16/12	67	21	88	16.5	0	6	2	0	0

	GP/GS	Solo	Asst.	Total	Sacks	Int.	PD	FF	FR	ST TAC
11REG	3/3	13	3	16	.5	0	2	0	0	0

71 Dave Tollefson
2011 GP/GS/DNP/IA: (16/2/0/0)

DE 6-4 266 NW Missouri State 5 FA-'11
Postseason (3/0/0/0)

Season Notes:

- **(at Washington 9/11/11)** Made NFL starting debut at left defensive end... Had 2 solo tackles, 1 sack, 1 tackle for loss, and 2 quarterback hits.
- **(vs. St. Louis 9/19/11)** Contributed on defense and special teams, where he recorded on quarterback hit on defense and one tackle, or force fumble and one fumble recovery on special teams.
- **(at Philadelphia 9/25/11)** Saw action at defensive end.
- **(at Arizona 10/2/11)** Registered two sacks, his first multi-sack game of his career... Also recorded 2 quarterback hits.
- **(vs. Seattle 10/9/11)** Saw action in the defensive rotation and recorded 2 tackles (1 solo).
- **(vs. Buffalo 10/16/11)** Recorded 1 solo tackle from the defensive end position.
- **(vs. Dolphins 10/30/11)** Got his second start of the season at left end... Assisted on a tackle... Played on special teams and recorded 1 tackle... Helped the Giants hold the Dolphins to 246 yards, the lowest total allowed by the Giants since Minnesota had 164 yards on Dec. 13, 2010... Miami's 101 net passing yards was the lowest total by a Giants opponent since Chicago threw for 51 yards on Oct. 3, 2010.
- **(at New England 11/6/11)** Played in the defensive rotation and on special teams... Assisted on a tackle.
- **(at San Francisco 11/13/11)** Part of the Giants defensive unit that held San Francisco to 77 rushing yards – including 27 yards on scrambles by quarterback Alex Smith - about 100 yards less than the 49ers' averaged in their previous five games (178.4).
- **(vs. Philadelphia 11/20/11)** Saw action on defense and special teams... Finished with 1 assisted tackle.
- **(at New Orleans 11/28/11)** Saw action on defense and special teams... Recorded a solo tackle.
- **(vs. Green Bay 12/4/11)** Played on defense and special teams... Finished the game with 3 tackles and a sack, which set a career-high for a season with 4.
- **(at Dallas 12/11/11)** Played on defense and special teams... Recorded 3 tackles (2 solo).
- **(vs. Washington 12/18/11)** Got into the defensive line rotation and assisted on a tackle and added a QB hit.
- **(at New York Jets 12/24/11)** Saw action on defense and on special teams... Recorded 1 of the Giants 5 sacks... Added 1 tackle and a pass defense.
- **(vs. Dallas 1/1/12)** Saw action on defense and special teams... Part of the Giants defense that shutout Dallas in the first half and allowed only 49 yards rushing for the game, the lowest total by a Giants opponent since Seattle ran for 37 yards on Nov. 7, 2010.
- **(vs. Falcons, NFC Wild Card 1/8/12)** Saw action on defense and on special teams... Part of the Giants defensive unit that held Atlanta to only 64 yards rushing, including holding the NFL's third leading rusher, Michael Turner, to 41 yards on 15 carries, a 2.7-yard average... Defense also kept the Falcons offense from scoring.
- **(at Packers, NFC Divisional 1/15/12)** Saw action in the defensive line rotation... Part of the Giants' defense that held the Packers to 20 points – 20 below their regular season average in Lambeau.
- **(at 49ers, NFC Championship 1/22/12)** Saw action in the D-line rotation.

	GP/GS	Solo	Asst.	Total	Sacks	Int.	PD	FF	FR	ST TAC
11REG	16/2	11	8	19	5.0	0	1	0	0	2
	GP/GS	Solo	Asst.	Total	Sacks	Int.	PD	FF	FR	ST TAC
11PLY	3/0	0	0	0	0.0	0	0	0	0	0

91 Justin Tuck
2011 GP/GS/DNP/IA: (12/11/0/4)

DE 6-5 268 Notre Dame 7 D3-'05
Postseason (3/3/0/0)

Season Notes:

- **(at Washington 9/11/11)** Inactive due to a neck stinger he suffered in preseason... His absence ended a streak of 64 consecutive regular season games played. He was not in uniform for the first time since 2006, when he sat out the last 10 games after undergoing foot surgery.
- **(vs. St. Louis 9/19/11)** Made first start of the season after missing the season opener with a neck injury and had five tackles (four solo) and 1.5 sacks.
- **(at Philadelphia 9/25/11)** Recorded a solo tackle before leaving the game with a neck burner.
- **(at Arizona 10/2/11)** Inactive (neck burner).
- **(vs. Seattle 10/9/11)** Inactive... Missed his second straight game with a neck burner.
- **(vs. Buffalo 10/16/11)** Inactive due to neck burner.
- **(vs. Dolphins 10/30/11)** Returned to action after missing the previous 3 games due to injury... Shared a sack with Kiwanuka.
- **(at New England 11/6/11)** Finished with 3 tackles (2 solo) and 1 pass defense... Part of the Giants defense that recorded 4 takeaways – two interceptions and two fumble recoveries – and two turnovers.
- **(at San Francisco 11/13/11)** Started at defensive end... Recorded a QB hit and a pass defense... Part of the Giants defensive unit that held San Francisco to 77 rushing yards – including 27 yards on scrambles by quarterback Alex Smith - about 100 yards less than the 49ers' averaged in their previous five games (178.4).
- **(vs. Philadelphia 11/20/11)** Started at defensive end and recorded 4 tackles (1 solo).

- **(at New Orleans 11/28/11)** Started at left defensive end... Finished with four solo tackles and 2 QB hits.
- **(vs. Green Bay 12/4/11)** Recorded 5 tackles (4 solo), including 1 for a loss and a QB hit... Added a sack... Help hold the Giants to 89 yards rushing.
- **(at Dallas 12/11/11)** Started at left defensive end.
- **(vs. Washington 12/18/11)** Started at LDE... Finished the contest with 7 tackles (4 solo), including one for a loss.
- **(at New York Jets 12/24/11)** Recorded 4 tackles (all solo), including one for a loss... Added a sack on Sanchez, a QB hit and 2 pass defenses.
- **(vs. Dallas 1/1/12)** Started at left end... Registered on of the Giants 6 sacks on Tony Romo... Also added 2 solo tackles and a forced fumble... Part of the Giants defense that shutout Dallas in the first half and allowed only 49 yards rushing for the game, the lowest total by a Giants opponent since Seattle ran for 37 yards on Nov. 7, 2010.
- **(vs. Falcons, NFC Wild Card 1/8/12)** Started at left defensive end... Recorded 4 tackles (3 solo) and 2 QB hits... Part of the Giants defensive unit that held Atlanta to only 64 yards rushing, including holding the NFL's third leading rusher, Michael Turner, to 41 yards on 15 carries, a 2.7-yard average... Defense also kept the Falcons offense from scoring.
- **(at Packers, NFC Divisional 1/15/12)** Started at left end... Part of the Giants' defense that held the Packers to 20 points – 20 below their regular season average in Lambeau.
- **(at 49ers, NFC Championship 1/22/12)** Had 1.5 of the Giants 3 sacks for the evening... Also added 4 tackles (3 solo) and 2 QB hits.

11REG	GP/GS 12/11	Solo 24	Asst. 10	Total 34	Sacks 2.0	Int. 0	PD 4	FF 1	FR 0	ST TAC 0
-------	----------------	------------	-------------	-------------	--------------	-----------	---------	---------	---------	-------------

11PLY	GP/GS 3/3	Solo 7	Asst. 2	Total 9	Sacks 1.5	Int. 0	PD 0	FF 0	FR 0	ST TAC 0
-------	--------------	-----------	------------	------------	--------------	-----------	---------	---------	---------	-------------

72 Osi Umenyiora **DE 6-3 255 Troy** **9 D2-'03**
 2011 GP/GS/DNP/IA: (9/7/0/7) Postseason (3/0/0/0)

Season Notes:

- **(at Washington 9/11/11)** Inactive.
- **(vs. St. Louis 9/19/11)** Inactive.
- **(at Philadelphia 9/25/11)** Inactive.
- **(at Arizona 10/2/11)** Saw first action of the season and recorded 2 sacks and 1 forced fumble.
- **(vs. Seattle 10/9/11)** Had 1.5 sacks and a forced fumble to go along with his 4 tackles...
- **(vs. Buffalo 10/16/11)** Finished with 1sack... Had an assisted stop of 4th and inches that forced Buffalo to kick a 49-yard field goal.
- **(vs. Dolphins 10/30/11)** Recorded 1 sack to go along with 2 combined tackles... Helped the Giants hold the Dolphins to 246 yards, the lowest total allowed by the Giants since Minnesota had 164 yards on Dec. 13, 2010... Miami's 101 net passing yards was the lowest total by a Giants opponent since Chicago threw for 51 yards on Oct. 3, 2010.
- **(at New England 11/6/11)** Recorded 5 tackles (1 solo) and one QB hit... Part of the Giants defense that had 4 takeaways – two interceptions and two fumble recoveries – and two turnovers.
- **(at San Francisco 11/13/11)** Recorded 2 tackles, 1 sack and a pass defense... Part of the Giants defensive unit that held San Francisco to 77 rushing yards – including 27 yards on scrambles by quarterback Alex Smith - about 100 yards less than the 49ers' averaged in their previous five games (178.4).
- **(vs. Philadelphia 11/20/11)** Started at right defensive end... Finished the game with 3 tackles.
- **(at New Orleans 11/28/11)** Started at right defensive end... Had 1 assisted tackle and 1 QB hit before leaving the game with a sprained ankle.
- **(vs. Green Bay 12/4/11)** Inactive due to an ankle sprain.
- **(at Dallas 12/11/11)** Inactive for the second consecutive game due to injury (ankle sprain).
- **(vs. Washington 12/18/11)** Inactive for third straight game due to injury.
- **(at New York Jets 12/24/11)** Inactive for fourth straight game due to an ankle sprain.
- **(vs. Dallas 1/1/12)** Played for the first time since spraining his ankle in New Orleans on Nov. 28 and sacked Tony Romo twice – his first against Dallas since Oct. 23, 2006... Despite missing 7 games, his 9.0 sacks were the team's second-highest total.
- **(vs. Falcons, NFC Wild Card 1/8/12)** Recorded one of the Giants 2 sacks on Matt Ryan... Also added 2 tackles (1 solo) and 2 QB hits... Part of the Giants defensive unit that held Atlanta to only 64 yards rushing, including holding the NFL's third leading rusher, Michael Turner, to 41 yards on 15 carries, a 2.7-yard average... Defense also kept the Falcons offense from scoring.
- **(at Packers, NFC Divisional 1/15/12)** Recorded 2 sacks to go along with his 2 tackles and forced fumble... Part of the Giants' defense that held the Packers to 20 points – 20 below their regular season average in Lambeau.
- **(at 49ers, NFC Championship 1/22/12)** Part of the Giants defensive line rotation... Finished the game with 4 tackles (3 solo) and .5 sacks.

GP/GS	Solo	Asst.	Total	Sacks	Int.	PD	FF	FR	ST TAC
-------	------	-------	-------	-------	------	----	----	----	--------

11REG 9/7 16 9 25 9.0 0 0 2 0 0

	GP/GS	Solo	Asst.	Total	Sacks	Int.	PD	FF	FR	ST TAC
11PLY	3/3	6	2	8	3.5	0	0	1	0	0

73 Jimmy Kennedy DT 6-4 302 Penn State 9 FA-'11
 2011 GP/GS/DNP/IA: (6/0/0/4) Postseason (0/0/0/3)

Season Notes:

- (at Washington 9/11/11) Got into defensive rotation at tackle... Assisted on a tackle.
- (vs. St. Louis 9/19/11) Registered an assist on a tackle.
- (at Philadelphia 9/25/11) Registered a key tackle for loss at the Giants goal line.
- (at Arizona 10/2/11) Saw action in the defensive line rotation.
- (vs. Seattle 10/9/11) Recorded one solo tackle.
- (vs. Buffalo 10/16/11) Served first game of a 4-game NFL suspension.
- (vs. Dolphins 10/30/11) Served second game of a 4-game NFL suspension.
- (at New England 11/6/11) Served third game of a 4-game NFL suspension.
- (at San Francisco 11/13/11) Served fourth game of a 4-game NFL suspension.
- (vs. Philadelphia 11/20/11) Inactive (Exempt/Commissioner's Permission).
- (at New Orleans 11/28/11) Inactive.
- (vs. Green Bay 12/4/11) Inactive.
- (at Dallas 12/11/11) Saw action for the first time since returning from his 4-game NFL suspension.
- (vs. Washington 12/18/11) Inactive.
- (at New York Jets 12/24/11) Inactive.
- (vs. Dallas 1/1/12) Inactive.
- (vs. Falcons, NFC Wild Card 1/8/12) Inactive.
- (at Packers, NFC Divisional 1/15/12) Inactive.
- (at 49ers, NFC Championship 1/22/12) Inactive.

	GP/GS	Solo	Asst.	Total	Sacks	Int.	PD	FF	FR	ST TAC
11REG	6/0	2	2	4	0.0	0	0	0	0	0

	GP/GS	Solo	Asst.	Total	Sacks	Int.	PD	FF	FR	ST TAC
11PLY	0/0	0	0	0	0.0	0	0	0	0	0

69 Justin Trattou DE 6-4 255 Florida R FA-'11
 2011 GP/GS/DNP/IA: (6/0/0/2) Postseason (0/0/0/2)

Season Notes:

- (at Washington 9/11/11) One of seven Giants rookies to make NFL debut after being activated from the practice squad... Registered an assist.
- (vs. St. Louis 9/19/11) Practice Squad.
- (at Philadelphia 9/25/11) Practice Squad.
- (at Arizona 10/2/11) Practice Squad.
- (vs. Seattle 10/9/11) Practice Squad.
- (vs. Buffalo 10/16/11) Practice Squad.
- (vs. Dolphins 10/30/11) Practice Squad.
- (at New England 11/6/11) Practice Squad.
- (at San Francisco 11/13/11) Practice Squad.
- (vs. Philadelphia 11/20/11) Practice Squad.
- (at New Orleans 11/28/11) Played for the first time since the season opener... Was signed from off the practice squad on November 26.
- (vs. Green Bay 12/4/11) Saw action on defense and special teams.
- (at Dallas 12/11/11) Saw action on defense and special teams.
- (vs. Washington 12/18/11) Saw action on special teams.
- (at New York Jets 12/24/11) Saw action on special teams.
- (vs. Dallas 1/1/12) Inactive.
- (vs. Falcons, NFC Wild Card 1/8/12) Inactive.
- (at Packers, NFC Divisional 1/15/12) Inactive.
- (at 49ers, NFC Championship 1/22/12) Inactive.

	GP/GS	Solo	Asst.	Total	Sacks	Int.	PD	FF	FR	ST TAC
11REG	5/0	0	1	1	0.0	0	0	0	0	1

	GP/GS	Solo	Asst.	Total	Sacks	Int.	PD	FF	FR	ST TAC
11PLY	0/0	0	0	0	0.0	0	0	0	0	0

74 Dwayne Hendricks DT 6-3 305 Miami (FL) 1 FA-'10
 2011 GP/GS/DNP/IA: (1/0/0/4) Postseason (0/0/0/0)

Season Notes:

- (at Washington 9/11/11) Practice Squad.
- (vs. St. Louis 9/19/11) Practice Squad.
- (at Philadelphia 9/25/11) Practice Squad.
- (at Arizona 10/2/11) Practice Squad.
- (vs. Seattle 10/9/11) Practice Squad.
- (vs. Buffalo 10/16/11) Inactive after being signed from Practice Squad earlier in the week.
- (vs. Dolphins 10/30/11) Inactive for the second-straight game.
- (at New England 11/6/11) Made NFL debut after spending the 2009, 2010 and part of the 2011 season on the Practice Squad.
- (at San Francisco 11/13/11) Inactive.
- (vs. Philadelphia 11/20/11) Inactive.
- (at New Orleans 11/28/11) Practice Squad.
- (vs. Green Bay 12/4/11) Practice Squad.
- (at Dallas 12/11/11) Practice Squad.
- (vs. Washington 12/18/11) Practice Squad.
- (at New York Jets 12/24/11) Practice Squad.
- (vs. Dallas 1/1/12) Practice Squad.
- (vs. Falcons, NFC Wild Card 1/8/12) Practice Squad.
- (at Packers, NFC Divisional 1/15/12) Practice Squad.
- (at 49ers, NFC Championship 1/22/12) Practice Squad.

	GP/GS	Solo	Asst.	Total	Sacks	Int.	PD	FF	FR	ST TAC
11REG	1/0	0	0	0	0.0	0	0	0	0	0

	GP/GS	Solo	Asst.	Total	Sacks	Int.	PD	FF	FR	ST TAC
11PLY	0/0	0	0	0	0.0	0	0	0	0	0

LINEBACKERS

94 Mathias Kiwanuka LB 6-5 267 Boston College 6 D1-'06
 2011 GP/GS/DNP/IA: (16/15/0/0) Postseason (3/1/0/0)

Season Notes:

- (at Washington) Started at linebacker and finished with 5 tackles (4 solo), 1 tackle for loss and 2 QB hits.
- (vs. St. Louis 9/19/11) Had three solo tackles... Helped hold Rams running game to 59 yards.
- (at Philadelphia 9/25/11) Started at strong side linebacker and tallied four tackles (3 solo), with one tackle for loss.
- (at Arizona 10/2/11) Started at strong side linebacker... Recorded six tackles (all solo) and one tackle for loss.
- (vs. Seattle 10/9/11) Picked up his first sack of the season... Also added two tackles... Part of the Giants defense that sacked Tarvaris Jackson and Charlie Whitehurst six times, their highest total since they had 10 sacks vs. Chicago on Oct. 3, 2010.
- (vs. Buffalo 10/16/11) Recorded one of the Giants three sacks... Also forced a fumble... Finished with eight tackles (6 solo).
- (vs. Dolphins 10/30/11) Started at strongside linebacker... Finished with 7 combined tackles and 1.5 sacks... Helped the Giants hold the Dolphins to 246 yards, the lowest total allowed by the Giants since Minnesota had 164 yards on Dec. 13, 2010... Miami's 101 net passing yards was the lowest total by a Giants opponent since Chicago threw for 51 yards on Oct. 3, 2010.
- (at New England 11/6/11) intercepted a second-quarter Brady pass that was intended for Deion Branch and tipped by Michael Boley... Was also credited with a team-high 12 tackles (six solo).
- (at San Francisco 11/13/11) Finished the game with 4 tackles (3 solo)... Added a tackle for loss.
- (vs. Philadelphia 11/20/11) Started at linebacker and recorded a game-high 7 tackles (6 solo), including 3 for a loss.
- (at New Orleans 11/28/11) Started at linebacker and finished with 4 tackles (3 solo).
- (vs. Green Bay 12/4/11) Finished with 4 tackles (3 solo), including one for a loss... Part of the Giants defense that held Green Bay running backs to only 57 yards rushing.
- (at Dallas 12/11/11) Started at strongside linebacker... Recorded 4 tackles (3 solo), 1 pass defense and added a QB hit.
- (vs. Washington 12/18/11) Finished the contest with 5 tackles (3 solo), including 1 for a loss... Added 2 QB hits.
- (at New York Jets 12/24/11) Did not get the start because the Giants opened with an extra DB set... Finished with 2 solo tackles, one for a loss.
- (vs. Dallas 1/1/12) Recorded 5 tackles (4 solo), including 1 for a loss, and added a fumble recovery... Part of the Giants defense that shutout Dallas in the first half and allowed only 49 yards rushing for the game, the lowest total by a Giants opponent since Seattle ran for 37 yards on Nov. 7, 2010.
- (vs. Falcons, NFC Wild Card 1/8/12) Started at linebacker and assisted on a tackle... Part of the Giants defensive unit that held Atlanta to only 64 yards rushing, including holding the NFL's third leading rusher,

Michael Turner, to 41 yards on 15 carries, a 2.7-yard average... Defense also kept the Falcons offense from scoring.

- **(at Packers, NFC Divisional 1/15/12)** Part of the Giants' defense that held the Packers to 20 points – 20 below their regular season average in Lambeau.
- **(at 49ers, NFC Championship 1/22/12)** Saw action at linebacker and recorded 2 tackles (1 solo) and .5 sacks.

	GP/GS	Solo	Asst.	Total	Sacks	Int.	PD	FF	FR	ST TAC
11REG	16/15	61	20	81	3.5	1	2	1	1	3
11PLY	3/1	3	2	5	0.5	0	2	0	0	0

59 Michael Boley LB 6-3 230 Southern Miss 7 UFA (ATL)-'09
 2011 GP/GS/DNP/IA: (14/13/0/2) Postseason (3/3/0/0)

Season Notes:

- **(at Washington 9/11/11)** Started at weakside linebacker and recorded 4 tackles (3 solos) and recovered one fumble... Was part of the Giants defense that allowed only 74 rushing yards.
- **(vs. St. Louis 9/19/11)** Scored the Giants' second touchdown on a 65-yard fumble return in the second quarter...The touchdown was the first of Boley's seven-year career.
- **(at Philadelphia 9/25/11)** Finished with six tackles... Also recorded a tackle for loss and a pass defense.
- **(at Arizona 10/2/11)** Led the Giants with 7 tackles (5 solo)... Added to 2 special team tackles.
- **(vs. Seattle 10/9/11)** Recovered his third fumble of the season, one shy of his career high... Registered tackles, (five solo).
- **(vs. Buffalo 10/16/11)** Led team with 8 tackles (7 solo) and one for loss.
- **(vs. Dolphins 10/30/11)** Started at WLB and finished with 6 solo tackles...Helped the Giants hold the Dolphins to 246 yards, the lowest total allowed by the Giants since Minnesota had 164 yards on Dec. 13, 2010... Miami's 101 net passing yards was the lowest total by a Giants opponent since Chicago threw for 51 yards on Oct. 3, 2010.
- **(at New England 11/6/11)** Deflected a Tom Brady pass that was intercepted by Mathias Kiwanuka... Finished the game with 10 tackles and 1 sack, his first of the season, and a forced fumble... Part of the Giants defense that had 4 takeaways – two interceptions and two fumble recoveries – and two turnovers.
- **(at San Francisco 11/13/11)** Recorded 3 tackles (2 solo) before leaving the game in the first half with a hamstring injury.
- **(vs. Philadelphia 11/20/11)** Inactive due to a hamstring injury.
- **(at New Orleans 11/28/11)** Missed second straight game with a hamstring injury.
- **(vs. Green Bay 12/4/11)** returned to action after missing 2½ games with a hamstring injury and had 4 solo tackles.
- **(at Dallas 12/11/11)** Did not start his first contest of the season... Recorded 5 solo tackles.
- **(vs. Washington 12/18/11)** Returned to the starting lineup and finished with 12 tackles (10 solo)... Added a QB hit.
- **(at New York Jets 12/24/11)** Started at weakside linebacker and finished with four tackles.
- **(vs. Dallas 1/1/12)** Led the team with 9 tackles (7 solo)... Part of the Giants defense that shutout Dallas in the first half and allowed only 49 yards rushing for the game, the lowest total by a Giants opponent since Seattle ran for 37 yards on Nov. 7, 2010.
- **(vs. Falcons, NFC Wild Card 1/8/12)** Started at weakside linebacker and added 5 tackles (3 solo)... Part of the Giants defensive unit that held Atlanta to only 64 yards rushing, including holding the NFL's third leading rusher, Michael Turner, to 41 yards on 15 carries, a 2.7-yard average... Defense also kept the Falcons offense from scoring.
- **(at Packers, NFC Divisional 1/15/12)** Had two sacks of the Giants 4 sacks, the first of his postseason career... Also had a team high 9 tackles (8 solo)... Halted the Packers on fourth-down in the fourth quarter when Aaron Rodgers was sacked for a six-yard loss by Michael Boley... Part of the Giants' defense that held the Packers to 20 points – 20 below their regular season average in Lambeau.
- **(at 49ers, NFC Championship 1/22/12)** Started at weakside linebacker and recorded 3 tackles (2 solo).

	GP/GS	Solo	Asst.	Total	Sacks	Int.	PD	FF	FR	ST TAC
11REG	14/13	72	19	91	1.0	0	2	1	3	2
11PLY	3/3	13	4	17	2.0	0	1	0	0	0

53 Greg Jones LB 6-0 248 Michigan State R D6-'11
 2011 GP/GS/DNP/IA: (16/5/0/0) Postseason (3/0/0/0)

Season Notes:

- **(at Washington 9/11/11)** Jones was the first Giants rookie linebacker to start on opening day since Hall of Famer Lawrence Taylor in 1981, the first defensive rookie to start an opener since tackle Barry Cofield in 2006 and the first to start since Matthews, a tight end, four years ago... Jones was the only rookie to start against the Redskins. He had four solo tackles, including one on the game's first play.
- **(vs. St. Louis 9/19/11)** Made second straight start... Finished with two solo tackle, one tackle for loss.

- (at Philadelphia 9/25/11) Saw action on defense and recorded one tackle.
- (at Arizona 10/2/11) Started at middle linebacker... Recorded 6 tackles (3 solo).
- (vs. Seattle 10/9/11) Didn't get the start at linebacker due to team opening up in a Nickel package.. finished with one tackle and one special teams tackle.
- (vs. Buffalo 10/16/11) Recorded on solo tackle.
- (vs. Dolphins 10/30/11) Started at middle linebacker and played on special teams... Recorded 5 solo tackles, one for a loss.
- (at New England 11/6/11) Saw action on special teams and linebacker.
- (at San Francisco 11/13/11) Saw action at linebacker and recorded 3 tackles.
- (vs. Philadelphia 11/20/11) Saw action on special teams.
- (at New Orleans 11/28/11) Saw action at linebacker and on special teams... Recorded 2 solo tackles.
- (vs. Green Bay 12/4/11) Started at middle linebacker... Also saw action on special teams.
- (at Dallas 12/11/11) Saw action on special teams.
- (vs. Washington 12/18/11) Saw action on special teams.
- (at New York Jets 12/24/11) Saw action on special teams and recorded 1 tackle.
- (vs. Dallas 1/1/12) Saw action on special teams and recorded 2 tackles and recovered a key fumble off a muffed punt return.
- (vs. Falcons, NFC Wild Card 1/8/12) Saw action on special teams.
- (at Packers, NFC Divisional 1/15/12) Saw action on special teams and recorded 2 tackles.
- (at 49ers, NFC Championship 1/22/12) Saw action on special teams.

11REG	GP/GS	Solo	Asst.	Total	Sacks	Int.	PD	FF	FR	ST TAC
	16/5	22	3	25	0.0	0	0	0	0	6

11PLY	GP/GS	Solo	Asst.	Total	Sacks	Int.	PD	FF	FR	ST TAC
	3/0	0	0	0	0.0	0	0	0	0	7

58 Mark Herzlich **LB 6-4 246 Boston College** **R FA-'11**
 2011 GP/GS/DNP/IA: (11/2/0/5) Postseason (0/0/0/3)

Season Notes:

- (at Washington 9/11/11) Was one of seven Giants to make NFL debut... Saw action on special teams.
- (vs. St. Louis 9/19/11) Saw action on special teams.
- (at Philadelphia 9/25/11) Saw action on special teams
- (at Arizona 10/2/11) Saw action on specials teams and recorded one tackle.
- (vs. Seattle 10/9/11) Saw action on special teams and recorded one tackle.
- (vs. Buffalo 10/16/11) Saw action on special teams and recorded an assisted tackle.
- (vs. Dolphins 10/30/11) Saw action on special teams.
- (at New England 11/6/11) Saw action on special teams.
- (at San Francisco 11/13/11) Saw action on special teams.
- (vs. Philadelphia 11/20/11) Saw his first career action on defense as the starter at middle linebacker...Had four tackles (two solo).
- (at New Orleans 11/28/11) Started at middle linebacker and recorded 2 solo tackles and added a special teams tackle.
- (vs. Green Bay 12/4/11) Inactive due to injury.
- (at Dallas 12/11/11) Inactive for second straight game due to an ankle injury.
- (vs. Washington 12/18/11) Inactive for the third-straight game due to an ankle injury.
- (at New York Jets 12/24/11) Inactive for fourth consecutive game due to an ankle injury.
- (vs. Dallas 1/1/12) Inactive.
- (vs. Falcons, NFC Wild Card 1/8/12) Inactive.
- (at Packers, NFC Divisional 1/15/12) Inactive.
- (at 49ers, NFC Championship 1/22/12) Inactive.

11 REG	GP/GS	Solo	Asst.	Total	Sacks	Int.	PD	FF	FR	ST TAC
	11/2	4	2	6	0.0	0	0	0	0	6

11PLY	GP/GS	Solo	Asst.	Total	Sacks	Int.	PD	FF	FR	ST TAC
	0/0	0	0	0	0.0	0	0	0	0	0

54 Jonathan Goff **LB 6-2 241 Vanderbilt** **4 D5-'08**
 2011 GP/GS/DNP/IA: (0/0/0/0) Postseason (0/0/0/0)

Season Notes:

- (at Washington 9/11/11) Injured Reserve.
- (vs. St. Louis 9/19/11) Injured Reserve.
- (at Philadelphia 9/25/11) Injured Reserve.
- (at Arizona 10/2/11) Injured Reserve.
- (vs. Seattle 10/9/11) Injured Reserve.
- (vs. Buffalo 10/16/11) Injured Reserve.
- (vs. Dolphins 10/30/11) Injured Reserve.
- (at New England 11/6/11) Injured Reserve.

- (at San Francisco 11/13/11) Injured Reserve.
- (vs. Philadelphia 11/20/11) Injured Reserve.
- (at New Orleans 11/28/11) Injured Reserve.
- (vs. Green Bay 12/4/11) Injured Reserve.
- (at Dallas 12/11/11) Injured Reserve.
- (vs. Washington 12/18/11) Injured Reserve.
- (at New York Jets 12/24/11) Injured Reserve.
- (vs. Dallas 1/1/12) Injured Reserve.
- (vs. Falcons, NFC Wild Card 1/8/12) Injured Reserve.
- (at Packers, NFC Divisional 1/15/12) Injured Reserve.
- (at 49ers, NFC Championship 1/22/12) Injured Reserve.

11REG	GP/GS	Solo	Asst.	Total	Sacks	Int.	PD	FF	FR	ST TAC
	0/0	0	0	0	0.0	0	0	0	0	0
11PLY	GP/GS	Solo	Asst.	Total	Sacks	Int.	PD	FF	FR	ST TAC
	0/0	0	0	0	0.0	0	0	0	0	0

52 Clint Sintim **LB 6-3 246 Virginia** **3 D2-'09**
 2011 GP/GS/DNP/IA: (0/0/0/0) Postseason (0/0/0/0)

Season Notes:

- (at Washington 9/11/11) Injured Reserve.
- (vs. St. Louis 9/19/11) Injured Reserve.
- (at Philadelphia 9/25/11) Injured Reserve.
- (at Arizona 10/2/11) Injured Reserve.
- (vs. Seattle 10/9/11) Injured Reserve.
- (vs. Buffalo 10/16/11) Injured Reserve.
- (vs. Dolphins 10/30/11) Injured Reserve.
- (at New England 11/6/11) injured Reserve.
- (at San Francisco 11/13/11) Injured Reserve.
- (vs. Philadelphia 11/20/11) Injured Reserve.
- (at New Orleans 11/28/11) Injured Reserve.
- (vs. Green Bay 12/4/11) Injured Reserve.
- (at Dallas 12/11/11) Injured Reserve.
- (vs. Washington 12/18/11) Injured Reserve.
- (at New York Jets 12/24/11) Injured Reserve.
- (vs. Dallas 1/1/12) Injured Reserve.
- (vs. Falcons, NFC Wild Card 1/8/12) Injured Reserve.
- (at Packers, NFC Divisional 1/15/12) Injured Reserve.
- (at 49ers, NFC Championship 1/22/12) injured Reserve.

11REG	GP/GS	Solo	Asst.	Total	Sacks	Int.	PD	FF	FR	ST TAC
	0/0	0	0	0	0.0	0	0	0	0	0
11PLY	GP/GS	Solo	Asst.	Total	Sacks	Int.	PD	FF	FR	ST TAC
	0/0	0	0	0	0.0	0	0	0	0	0

57 Jaquian Williams **LB 6-3 224 South Florida R D6-'11**
 2011GP/GS/DNP/IA: (16/2/0/0) Postseason (2/0/0/0)

Season Notes:

- (at Washington 9/11/11) One of 10 rookies to make the opening-night roster... Finished the game with 1 solo tackle and 1 assisted tackle.
- (vs. St. Louis 9/19/11) Played in the defensive rotation and on special teams... Registered 3 tackles (1 solo) and four special team tackles (3 solo).
- (at Philadelphia 9/25/11) Had a game-high nine solo tackles, one for a loss... Added a special teams tackle.
- (at Arizona 10/2/11) Registered 4 tackles (3 solo) and recovered an Osi Umenyiora forced fumble... Added one special teams tackle.
- (vs. Seattle 10/9/11) Led team in tackles for the second time during the season... Tallied 8 tackles (7 solos) and added a pass deflection... Also saw action on special teams.
- (vs. Buffalo 10/16/11) Got first start of season at middle linebacker... Finished with two tackles (1 solo) and a pass defense.
- (vs. Dolphins 10/30/11) Saw action in the linebacker rotation and on special teams... Finished the game with 2 assisted tackles on special teams.
- (at New England 11/6/11) Recorded 1 tackle and recovered a fumble... Added 2 special teams tackles.
- (at San Francisco 11/13/11) Played linebacker and on special teams.

- **(vs. Philadelphia 11/20/11)** Saw extensive action at linebacker and recorded 4 solo tackles... Also played on special teams.
- **(at New Orleans 11/28/11)** Saw action at linebacker and special teams... Recorded 4 tackles (3 solo).
- **(vs. Green Bay 12/4/11)** Played linebacker and on special teams... Finished the game with 7 tackles (5 solo) and a pass defense... Part of the Giants defense that held the Giants running backs to 57 yards rushing.
- **(at Dallas 12/11/11)** Earned second start of the season at linebacker... Was second on the team in combined tackles with 6 (4 solo).
- **(vs. Washington 12/18/11)** Saw action on defense and special teams... Added 1 solo tackle.
- **(at New York Jets 12/24/11)** Saw action on defense and special teams... Recorded 5 solo tackles and a fumble recovery.
- **(vs. Dallas 1/1/12)** Recorded the first sack of his career... Also added 5 tackles (3 solo)... Part of the Giants defense that shutout Dallas in the first half and allowed only 49 yards rushing for the game, the lowest total by a Giants opponent since Seattle ran for 37 yards on Nov. 7, 2010... Also saw action on special teams.
- **(vs. Falcons, NFC Wild Card 1/8/12)** Saw action on special teams and at linebacker... Part of the Giants defensive unit that held Atlanta to only 64 yards rushing, including holding the NFL's third leading rusher, Michael Turner, to 41 yards on 15 carries, a 2.7-yard average... Defense also kept the Falcons offense from scoring.
- **(at Packers, NFC Divisional 1/15/12)** Part of the Giants' defense that held the Packers to 20 points – 20 below their regular season average in Lambeau... Also saw action on special teams and added tackle.
- **(at 49ers, NFC Championship 1/22/12)** Saw action at linebacker and on special teams. Recorded 2 solo tackles and a pass defense... Stripped PR Kyle Williams in overtime (recovered by Devin Thomas) that led to Lawrence Tynes game-winning field goal.

11REG	GP/GS	Solo	Asst.	Total	Sacks	Int.	PD	FF	FR	ST TAC
	16/2	49	12	61	1.0	0	4	0	3	17

11PLY	GP/GS	Solo	Asst.	Total	Sacks	Int.	PD	FF	FR	ST TAC
	3/0	10	0	10	0.0	0	2	1	0	0

55 Spencer Paysinger **LB 6-2 236 Oregon** **R FA-'11**
 2011 GP/GS/DNP/IA: (15/0/0/1) **Postseason** (3/0/0/0)

Season Notes:

- **(at Washington 9/11/11)** Saw action on special teams... One of seven rookies to play.
- **(vs. St. Louis 9/19/11)** Saw action on special teams and collected one tackle.
- **(at Philadelphia 9/25/11)** Saw action on special teams.
- **(at Arizona 10/2/11)** Saw action on special teams.
- **(vs. Seattle 10/9/11)** Saw action on special teams and added one tackle.
- **(vs. Buffalo 10/16/11)** Saw action on special teams.
- **(vs. Dolphins 10/30/11)** Saw action on special teams.
- **(at New England 11/6/11)** Saw action on special teams... Recovered a Julian Edelman fumble on a punt return in the third quarter.
- **(at San Francisco 11/13/11)** Saw significant time at linebacker in the second half, filling in for the injured Michael Boley... Finished the game with two solo tackles.
- **(vs. Philadelphia 11/20/11)** Saw extensive action at linebacker and recorded 3 solo tackles... Also contributed on special teams.
- **(at New Orleans 11/28/11)** Saw action at linebacker and on special teams. .. Recorded a special teams tackle.
- **(vs. Green Bay 12/4/11)** Played linebacker and special teams before leaving the game in the first half with a hamstring injury.
- **(at Dallas 12/11/11)** Inactive due to a hamstring injury.
- **(vs. Washington 12/18/11)** Saw action on special teams.
- **(at New York Jets 12/24/11)** Recorded 2 special teams tackles.
- **(vs. Dallas 1/1/12)** Played on special teams and recorded a tackle.
- **(vs. Falcons, NFC Wild Card 1/8/12)** Saw action on special teams.
- **(at Packers, NFC Divisional 1/15/12)** Saw action on special teams.
- **(at 49ers, NFC Championship 1/22/12)** Saw action on special teams.

11REG	GP/GS	Solo	Asst.	Total	Sacks	Int.	PD	FF	FR	ST TAC
	15/0	5	0	5	0.0	0	0	0	0	7

11PLY	GP/GS	Solo	Asst.	Total	Sacks	Int.	PD	FF	FR	ST TAC
	3/0	0	0	0	0.0	0	0	0	0	1

93 Chase Blackburn **LB 6-4 242 Akron** **7 FA-'11**
 2011 GP/GS/DNP/IA: (4/3/0/0) **Postseason** (3/3/0/0)

Season Notes:

- **(at Washington 9/11/11)** Not with team.
- **(vs. St. Louis 9/19/11)** Not with team.
- **(at Philadelphia 9/25/11)** Not with team.
- **(at Arizona 10/2/11)** Not with team.
- **(vs. Seattle 10/9/11)** Not with team.
- **(vs. Buffalo 10/16/11)** Not with team.
- **(vs. Dolphins 10/30/11)** Saw action on special teams.
- **(at New England 11/6/11)** Not with team.
- **(at San Francisco 11/13/11)** Not with team.
- **(vs. Philadelphia 11/20/11)** Not with team.
- **(at New Orleans 11/28/11)** Not with team.
- **(vs. Green Bay 12/4/11)** Re-joined the team earlier in the week... Intercepted an Aaron Rodgers pass in the second quarter and returned it nine yards to the Packers' 12, setting up a Giants touchdown... Also added 5 tackles (1 solo) and 2 pass defenses.
- **(at Dallas 12/11/11)** Playing in his second game since being re-signed, started at middle linebacker and had 1 tackle.
- **(vs. Washington 12/18/11)** Started at linebacker and saw action on special teams... Finished with 6 tackles... Added a special teams tackle.
- **(at New York Jets 12/24/11)** Started at middle linebacker and recorded 5 tackles... Also played on special teams, where he added a tackle.
- **(vs. Dallas 1/1/12)** Started at linebacker and saw action on special teams... Recorded 4 tackles (3 solo)... Part of the Giants defense that shutout Dallas in the first half and allowed only 49 yards rushing for the game, the lowest total by a Giants opponent since Seattle ran for 37 yards on Nov. 7, 2010.
- **(vs. Falcons, NFC Wild Card 1/8/12)** Started at middle linebacker... Finished with 9 tackles (5 solo), including 1 for a loss... Also saw action on special teams... Part of the Giants defensive unit that held Atlanta to only 64 yards rushing, including holding the NFL's third leading rusher, Michael Turner, to 41 yards on 15 carries, a 2.7-yard average... Defense also kept the Falcons offense from scoring.
- **(at Packers, NFC Divisional 1/15/12)** Started at middle linebacker and saw action on special teams... Part of the Giants' defense that held the Packers to 20 points – 20 below their regular season average in Lambeau.
- **(at 49ers, NFC Championship 1/22/12)** Started at middle linebacker and saw action on special teams... Led team in tackles with 7 (5 solo).

11REG	GP/GS	Solo	Asst.	Total	Sacks	Int.	PD	FF	FR	ST TAC
	5/4	15	6	21	0.0	1	2	0	0	5
11PLY	GP/GS	Solo	Asst.	Total	Sacks	Int.	PD	FF	FR	ST TAC
	3/3	12	7	19	0.0	0	1	0	0	1

DEFENSIVE BACKS

20 Prince Amukamara CB 6-0 207 Nebraska R D1-'11
 2011 GP/GS/DNP/IA: (7/0/0/9) Postseason (3/0/0/0)

Season Notes:

- **(at Washington 9/11/11)** Inactive.
- **(vs. St. Louis 9/19/11)** Inactive.
- **(at Philadelphia 9/25/11)** Inactive.
- **(at Arizona 10/2/11)** Inactive.
- **(vs. Seattle 10/9/11)** Inactive.
- **(vs. Buffalo 10/16/11)** Inactive.
- **(vs. Dolphins 10/30/11)** Inactive.
- **(at New England 11/6/11)** Inactive.
- **(at San Francisco 11/13/11)** Inactive.
- **(vs. Philadelphia 11/20/11)** Made NFL debut, after missing the time since breaking his foot on August 6... On his second NFL play, intercepted a long Vince Young pass intended for DeSean Jackson... He had made his NFL debut on the game's fourth play as a substitute defensive back... Finished with five solo tackles.
- **(at New Orleans 11/28/11)** Got his first career fumble recovery – on a Giants fumble. Aaron Ross lost the ball on a second-quarter punt return.
- **(vs. Green Bay 12/4/11)** Saw action at cornerback... Recorded 2 assisted tackles.
- **(at Dallas 12/11/11)** Saw action at cornerback... Finished with 4 tackles.
- **(vs. Washington 12/18/11)** Saw action as cornerback... Finished with 2 tackles and a pass defense.
- **(at New York Jets 12/24/11)** Saw action in the DB rotation... Part of the Giants secondary that held Jets QB Mark Sanchez to just 51 percent of his passes (30-of-59), a passer rating of 54.2, while throwing 2 interceptions.
- **(vs. Dallas 1/1/12)** Saw action in the DB rotation.
- **(vs. Falcons, NFC Wild Card 1/8/12)** Saw extended action at cornerback after Ross left the game with a head injury... Finished the contest with 2 tackles.
- **(at Packers, NFC Divisional 1/15/12)** Saw action at cornerback.

- (at 49ers, NFC Championship 1/22/12) Saw action at DB.

	GP/GS	Solo	Asst.	Total	Sacks	Int.	PD	FF	FR	ST TAC
11REG	7/0	12	2	14	0.0	1	3	0	0	0

	GP/GS	Solo	Asst.	Total	Sacks	Int.	PD	FF	FR	ST TAC
11PLY	3/0	1	1	2	0.0	0	0	0	0	0

37 Michael Coe CB 6-0 187 Alabama State 4 FA-'10
 2011 GP/GS/DNP/IA: (10/0/0/0) Postseason (0/0/0/0)

- (at Washington 9/11/11) Saw action on special teams.
- (vs. St. Louis 9/19/11) Saw action at corner and special teams... Recorded one solo tackle.
- (at Philadelphia 9/25/11) Saw action at DB and special teams.
- (at Arizona 10/2/11) Saw action at cornerback and on special teams.
- (vs. Seattle 10/9/11) Recorded two special teams tackles.
- (vs. Buffalo 10/16/11) Finished with two special team tackles.
- (vs. Dolphins 10/30/11) Collected one special teams tackle.
- (at New England 11/6/11) Saw action at cornerback and on special teams... Recorded 1 tackle and a pass defense.
- (at San Francisco 11/13/11) Saw extended action at cornerback and on special teams... Recorded tackles, one for a loss.
- (vs. Philadelphia 11/20/11) Saw action at cornerback and on special teams before injuring shoulder.
- (at New Orleans 11/28/11) Injured Reserve.
- (vs. Green Bay 12/4/11) Injured Reserve.
- (at Dallas 12/11/11) Injured Reserve.
- (vs. Washington 12/18/11) Injured Reserve.
- (at New York Jets 12/24/11) Injured Reserve.
- (vs. Dallas 1/1/12) Injured Reserve.
- (vs. Falcons, NFC Wild Card 1/8/12) Injured Reserve.
- (at Packers, NFC Divisional 1/15/12) Injured Reserve.
- (at 49ers, NFC Championship 1/22/12) Injured Reserve.

	GP/GS	Solo	Asst.	Total	Sacks	Int.	PD	FF	FR	ST TAC
11 REG	10/0	4	0	4	0.0	0	2	0	0	6

	GP/GS	Solo	Asst.	Total	Sacks	Int.	PD	FF	FR	ST TAC
11 PLY	0/0	0	0	0	0.0	0	0	0	0	0

36 Will Blackmon CB 6-0 206 Boston College 6 FA-'11
 2011 GP/GS/DNP/IA: (6/0/0/0) Postseason (2/0/0/0)

- (at Washington 9/11/11) Not with team.
- (vs. St. Louis 9/19/11) Not with team.
- (at Philadelphia 9/25/11) Not with team.
- (at Arizona 10/2/11) Not with team.
- (vs. Seattle 10/9/11) Not with team.
- (vs. Buffalo 10/16/11) Not with team.
- (vs. Dolphins 10/30/11) Not with team.
- (at New England 11/6/11) Not with team.
- (at San Francisco 11/13/11) Not with team.
- (vs. Philadelphia 11/20/11) Not with team.
- (at New Orleans 11/28/11) Saw first action after being signed by the team on November 23... Made a key play on special teams when he slapped a Aaron Ross fumble to Prince Amukamara, who recovered it.
- (vs. Green Bay 12/4/11) Saw action at defensive back and on special teams... Returned one kickoff for 32 yards.
- (at Dallas 12/11/11) Saw action at DB and on special teams... Assisted on a tackle on defense... Returned a kickoff back for 11 yards and 2 punts for 21 yards... Also added a special teams tackle.
- (vs. Washington 12/18/11) Saw action on special teams.
- (at New York Jets 12/24/11) Saw action on special teams... Returned a punt for 3 yards.
- (vs. Dallas 1/1/12) Saw action on special teams... Returned 3 punts back for 1 yard.
- (vs. Falcons, NFC Wild Card 1/8/12) Saw action on special teams... Returned 5 punts for 28 yards... Also added a special teams tackle.
- (at Packers, NFC Divisional 1/15/12) Saw action special teams.
- (at 49ers, NFC Championship 1/22/12) Saw action on special teams... Returned 3 punts for 26 yards, with a long of 13.

	GP/GS	Solo	Asst.	Total	Sacks	Int.	PD	FF	FR	ST TAC
--	-------	------	-------	-------	-------	------	----	----	----	--------

11REG 6/0 2 0 2 0.0 0 0 0 0 4

	GP/GS	PR	YARDS	AVG	LG	TD	KOR	YARDS	AVG	LG	TD
11REG	6/0	6	25	4.2	16	0	2	43	21.5	32	0

	GP/GS	Solo	Asst.	Total	Sacks	Int.	PD	FF	FR	ST TAC
11PLY	3/0	0	0	0	0.0	0	0	0	0	3

	GP/GS	PR	YARDS	AVG	LG	TD	KOR	YARDS	AVG	LG	TD
11PLY	3/0	8	54	6.8	13	0	0	0	0.0	0	0

34 Deon Grant S 6-2 215 Tennessee 12 FA-'10

2011 GP/GS/DNP/IA: (16/9/0/0)

Postseason (3/2/0/0)

Season Notes:

- **(at Washington 9/11/11)** Saw action in nickel and dime packages and finished with 4 tackles, and one special teams assist.
- **(vs. St. Louis 9/19/11)** Registered 4 tackles (2 solo) and one QB hit.
- **(at Philadelphia 9/25/11)** Started his first game of the season as an extra DB... Finished with 7 tackles (6 solo).
- **(at Arizona 10/2/11)** Saw action at DB in Nickel and Dime sets... Recorded 3 tackles (2 solo).
- **(vs. Seattle 10/9/11)** Started second game of season as an extra DB... Finished with 3 tackles (one of loss), one sack and two pass defenses... Added a special teams tackle.
- **(vs. Buffalo 10/16/11)** Started as an extra DB and finished with two solo tackles.
- **(vs. Dolphins 10/30/11)** Saw action as a defensive back and on special teams... Recorded 1 solo tackle and 1 special teams tackle.
- **(at New England 11/6/11)** Started as an extra DB... Added 2 tackles, 2 pass defenses and an interception, which was tipped by Michael Boley.
- **(at San Francisco 11/13/11)** Started as an extra DB and finished the contest with 1 tackle.
- **(vs. Philadelphia 11/20/11)** Started as an extra DB and finished with 6 tackles (5 solo).
- **(at New Orleans 11/28/11)** Started as an extra DB... Recorded 5 tackles (2 solo).
- **(vs. Green Bay 12/4/11)** Saw action at defensive back and finished with 2 tackles, one for a loss.
- **(at Dallas 12/11/11)** Started for injured Kenny Phillips and recorded 3 three tackles and a fumble recovery.
- **(vs. Washington 12/18/11)** Saw action on special teams and at DB.
- **(at New York Jets 12/24/11)** Started as an extra defensive... Part of the Giants secondary that held Jets QB Mark Sanchez to just 51 percent of his passes (30-of-59), a passer rating of 54.2, while throwing 2 interceptions.
- **(vs. Dallas 1/1/12)** Saw action in the defensive back rotation and on special teams... Recorded 4 tackles (1 solo).
- **(vs. Falcons, NFC Wild Card 1/8/12)** Saw action at DB and on special teams... Finished the contest with 3 tackles (2 solo) and a pass defense.
- **(at Packers, NFC Divisional 1/15/12)** Started as an extra defensive back... Finished the game with 6 tackles, 2 pass defenses, a fumble recovery and an interception.
- **(at 49ers, NFC Championship 1/22/12)** Started as an extra defensive back and recorded 2 tackles... Also saw action on special teams, where he recorded 2 tackles.

	GP/GS	Solo	Asst.	Total	Sacks	Int.	PD	FF	FR	ST TAC
11REG	16/9	41	17	58	1.0	1	6	0	1	4

	GP/GS	Solo	Asst.	Total	Sacks	Int.	PD	FF	FR	ST TAC
11PLY	3/2	10	1	11	0.0	1	3	0	1	0

39 Tyler Sash S 6-0 217 Iowa R D6-'11

2011 GP/GS/DNP/IA: (16/0/0/0)

Postseason (3/0/0/0)

Season Notes:

- **(at Washington 9/11/11)** One of seven rookies to see action... Registered one solo tackle and assisted on another.
- **(vs. St. Louis 9/19/11)** Saw action on special teams.
- **(at Philadelphia 9/25/11)** Recorded a special teams tackle.
- **(at Arizona 10/2/11)** Saw action on special teams.
- **(vs. Seattle 10/9/11)** Saw action on special teams and recorded one special teams tackle and an assisted tackle.
- **(vs. Buffalo 10/16/11)** Saw action on special teams and recorded a tackle.
- **(vs. Dolphins 10/30/11)** Saw action on special teams and assisted on a tackle.
- **(at New England 11/6/11)** Saw action on special teams... Part of the Giants defense that had 4 takeaways – two interceptions and two fumble recoveries – and two turnovers.

- (at San Francisco 11/13/11) Saw action on special teams and recorded 1 tackle.
- (vs. Philadelphia 11/20/11) Saw action on special teams and recorded 2 tackles.
- (at New Orleans 11/28/11) Saw action on special teams.
- (vs. Green Bay 12/4/11) Saw extended action at free safety in place of Kenny Phillips, who left the game with a knee sprain.
- (at Dallas 12/11/11) Played at safety and on special teams.
- (vs. Washington 12/18/11) Saw action on special teams.
- (at New York Jets 12/24/11) Saw action at DB and on special teams... Add 1 solo tackle and one special teams tackle.
- (vs. Dallas 1/1/12) Saw action at defensive back and on special teams... Finished the game with 1 special teams tackle.
- (vs. Falcons, NFC Wild Card 1/8/12) Saw action on special teams and at defensive back... Recorded 2 solo tackles and 3 special team tackles.
- (at Packers, NFC Divisional 1/15/12) Saw action on special teams and at defensive back.
- (at 49ers, NFC Championship 1/22/12) Saw action on special teams... Finished with 2 special team tackles (1 solo) before leaving with a head injury.

11REG	GP/GS	Solo	Asst.	Total	Sacks	Int.	PD	FF	FR	ST TAC
	16/0	2	1	3	0.0	0	0	0	0	15

11PLY	GP/GS	Solo	Asst.	Total	Sacks	Int.	PD	FF	FR	ST TAC
	3/0	2	0	2	0.0	0	0	0	0	5

22 Derrick Martin **S** **5-10 198 Wyoming** **5** **FA-'11**
 2011 GP/GS/DNP/IA: (14/0/0/2) Postseason (3/0/0/0)

Season Notes:

- (at Washington 9/11/11) Recorded 1 tackle on special teams.
- (vs. St. Louis 9/19/11) Recorded 1 special teams tackle.
- (at Philadelphia 9/25/11) Saw action on special teams and recorded 1 tackle.
- (at Arizona 10/2/11) Saw action on special teams.
- (vs. Seattle 10/9/11) Saw action on special teams and recorded a tackle.
- (vs. Buffalo 10/16/11) Saw action on special teams.
- (vs. Dolphins 10/30/11) Finished with 2 tackles (1 solo) on special teams.
- (at New England 11/6/11) Saw action on special teams.
- at San Francisco 11/13/11) Recorded a special teams tackle.
- (vs. Philadelphia 11/20/11) Recorded one special teams tackle before suffering a hamstring injury.
- (at New Orleans 11/28/11) Inactive due to injury.
- (vs. Green Bay 12/4/11) Saw action on special teams.
- (at Dallas 12/11/11) Played on special teams.
- (vs. Washington 12/18/11) Inactive due to injury.
- (at New York Jets 12/24/11) Saw action on special teams.
- (vs. Dallas 1/1/12) Saw action on special teams and recorded 1 tackle.
- (vs. Falcons, NFC Wild Card 1/8/12) Saw action on special teams.
- (at Packers, NFC Divisional 1/15/12) Saw action on special teams... Recovered an onside kick and returned it 4 yards.
- (at 49ers, NFC Championship 1/22/12) Saw action on special teams and recorded a tackle.

11REG	GP/GS	Solo	Asst.	Total	Sacks	Int.	PD	FF	FR	ST TAC
	14/0	0	0	0	0.0	0	0	0	0	12

11PLY	GP/GS	Solo	Asst.	Total	Sacks	Int.	PD	FF	FR	ST TAC
	3/0	0	0	0	0.0	0	0	0	0	1

21 Kenny Phillips **S** **6-2 217 Miami (FL)** **4** **D1-'08**
 2011GP/GS/DNP/IA: (15/15/0/1) Postseason (3/3/0/0)

Season Notes:

- (at Washington 9/11/11) Started at strong safety and finished with a team-high 9 tackles (5 solo), and 2 pass defenses.
- (vs. St. Louis 9/19/11) Recorded 4 tackles (all solo), 1 hit on the quarterback and 2 pass defenses.
- (at Philadelphia 9/25/11) Started at strong safety... Recorded 9 tackles (7 solos)... Also added 1 pick, 1 pass defense, and forced a fumble.
- (at Arizona 10/2/11) Started at strong safety... Recorded 4 solo tackles.
- (vs. Seattle 10/9/11) Registered 5 solo tackles.
- (vs. Buffalo 10/16/11) Started at strong safety... Finished with 7 tackles (5 solo).
- (vs. Dolphins 10/30/11) Started at right CB and finished with 3 tackles, one for a loss... Part of a Giants

secondary that held Miami to 101 net passing yards, the lowest total by a Giants opponent since Chicago threw for 51 yards on Oct. 3, 2010.

- **(at New England 11/6/11)** Started at strong safety... Recorded 8 tackles (6 solo)... Part of the Giants defense that had 4 takeaways – two interceptions and two fumble recoveries – and two turnovers.
- **(at San Francisco 11/13/11)** Started at strong safety and recorded 5 tackles (4 solo) and a pass defense.
- **(vs. Philadelphia 11/20/11)** Recorded one of three Vince Young picks... Also added 6 tackles (3 solo) and a pass defense.
- **(at New Orleans 11/28/11)** Started at strong safety and finished with 6 tackles (2 solo).
- **(vs. Green Bay 12/4/11)** Started at strong safety and recorded 1 tackle (1 for a loss) and a pass defense before leaving with a sprained knee.
- **(at Dallas 12/11/11)** Missed game due to a knee sprain.
- **(vs. Washington 12/18/11)** Returned to the starting lineup after missing the previous game due to a knee sprain... Picked up his third interception of the season on a long Grossman pass for Jabar Gaffney... Added 6 tackles (4 solo).
- **(at New York Jets 12/24/11)** Recorded 1 of the Giants 2 interceptions... Part of the Giants secondary that held Jets QB Mark Sanchez to just 51 percent of his passes (30-of-59), a passer rating of 54.2, while throwing 2 interceptions.
- **(vs. Dallas 1/1/12)** Started at strong safety and finished with 8 tackles (5 solo).
- **(vs. Falcons, NFC Wild Card 1/8/12)** Started at strong safety... Recorded 2 solo tackles.
- **(at Packers, NFC Divisional 1/15/12)** Finished the contest with 4 tackles (3 solo), 1 pass defense and a forced fumble.
- **(at 49ers, NFC Championship 1/22/12)** Started at strong safety... Recorded 4 solo tackles.

11REG	GP/GS	Solo	Asst.	Total	Sacks	Int.	PD	FF	FR	ST TAC
	15/15	49	23	42	0.0	4	11	1	0	0

11PLY	GP/GS	Solo	Asst.	Total	Sacks	Int.	PD	FF	FR	ST TAC
	3/3	9	1	10	0.0	0	1	1	0	0

30 Justin Tryon CB 5-9 180 Arizona State 4 FA-'11
 2011 GP/GS/DNP/IA: (3/0/0/0) Postseason (0/0/0/0)

- **(at Washington 9/11/11)** Not with team.
- **(vs. St. Louis 9/19/11)** Not with team.
- **(at Philadelphia 9/25/11)** Not with team.
- **(at Arizona 10/2/11)** Not with team.
- **(vs. Seattle 10/9/11)** Saw first action of the season after being signed as a free agent earlier in the week.
- **(vs. Buffalo 10/16/11)** Saw action on defense and special teams... Recorded one solo tackle.
- **(vs. Dolphins 10/30/11)** Saw action on defense and on special teams... Recorded a pass defense and made two key special teams tackles before leaving the game with an arm injury.
- **(at New England 11/6/11)** Injured Reserve.
- **(at San Francisco 11/13/11)** Injured Reserve.
- **(vs. Philadelphia 11/20/11)** Injured Reserve.
- **(at New Orleans 11/28/11)** Injured Reserve.
- **(vs. Green Bay 12/4/11)** Injured Reserve.
- **(at Dallas 12/11/11)** Injured Reserve.
- **(vs. Washington 12/18/11)** Injured Reserve.
- **(at New York Jets 12/24/11)** Injured Reserve.
- **(vs. Dallas 1/1/12)** Injured Reserve.
- **(vs. Falcons, NFC Wild Card 1/8/12)** Injured Reserve.
- **(at Packers, NFC Divisional 1/15/12)** Injured Reserve.
- **(at 49ers, NFC Championship 1/22/12)** Injured Reserve.

11REG	GP/GS	Solo	Asst.	Total	Sacks	Int.	PD	FF	FR	ST TAC
	3/0	1	0	1	0.0	0	3	0	0	2

11PLY	GP/GS	Solo	Asst.	Total	Sacks	Int.	PD	FF	FR	ST TAC
	0/0	0	0	0	0.0	0	0	0	0	0

31 Aaron Ross CB 6-0 190 Texas 5 D1-'07
 2011 GP/GS/DNP/IA: (16/15/0/0) Postseason (3/3/0/0)

Season Notes:

- **(at Washington 9/11/11)** Started at right cornerback and accounted for 3 tackles (2 solo).
- **(vs. St. Louis 9/19/11)** Started at right cornerback and filled in for Hixon as punt returner... Had 3 tackles (2 solo) and three pass defenses at DB... Returned two punts for 13 yards.
- **(at Philadelphia 9/25/11)** Picked off Michael Vick twice... Also recorded 5 tackles and 3 pass defenses.
- **(at Arizona 10/2/11)** Started at right CB... Made 3 tackles (all solo), one for loss... Returned 3 punts for

30 yards (10.0 avg.), with a long of 18.

- **(vs. Seattle 10/9/11)** Intercepted a Jackson pass, his third pick of the season...Tied the career high he set in as a rookie in 2007 and again in 2008... Also recorded 5 tackles and 1 pass defense... Returned two punts for 12 yards.
- **(vs. Buffalo 10/16/11)** Started at right cornerback... Recorded 2 solo tackles and one pass defense... Also returned 1 punt for 17 yards.
- **(vs. Dolphins 10/30/11)** Finished with 3 solo tackles... Part of a Giants secondary that held Miami to 101 net passing yards, the lowest total by a Giants opponent since Chicago threw for 51 yards on Oct. 3, 2010... Returned 4 punts for 28 yards (7.0 avg.), with a long of 10 yards.
- **(at New England 11/6/11)** Started at cornerback... Part of the Giants defense that had 4 takeaways – two interceptions and two fumble recoveries – and two turnovers.
- **(at San Francisco 11/13/11)** Started at cornerback and recorded 3 solo tackles before leaving the game with a quad contusion.
- **(vs. Philadelphia 11/20/11)** Tied Corey Webster for the team lead with his fourth interception of the season, a career-high, in the end zone on a pass intended for Eagles wide out Riley Cooper... Also added 5 solo tackles and two pass defenses.
- **(at New Orleans 11/28/11)** Finished the game with 5 tackles (2 solo) and 1 pass defense... Also saw duties as punt returner.
- **(vs. Green Bay 12/4/11)** Started at cornerback... Recorded 5 tackles (4 solo)... Also saw action as the punt returner.
- **(at Dallas 12/11/11)** Finished with 3 solo tackles.
- **(vs. Washington 12/18/11)** Started at right cornerback... Registered 3 tackles (2 solo) and 1 QB hit.
- **(at New York Jets 12/24/11)** Started at cornerback... Finished with 3 tackles... Part of the Giants secondary that held Jets QB Mark Sanchez to just 51 percent of his passes (30-of-59), a passer rating of 54.2, while throwing 2 interceptions.
- **(vs. Dallas 1/1/12)** Started at cornerback and recorded 5 tackles (2 solo).
- **(vs. Falcons, NFC Wild Card 1/8/12)** Started at right cornerback... Recorded 5 tackles (all solo) before leaving the game with a head injury.
- **(at Packers, NFC Divisional 1/15/12)** Recorded a tackle and 2 pass defenses.
- **(at 49ers, NFC Championship 1/22/12)** Started at cornerback and saw action as a punt returner... Recorded 2 solo tackles and a pass defense... Returned 3 punts back for 29 yards, with a long of 14.

11REG	GP/GS	Solo	Asst.	Total	Sacks		Int.	PD	FF	FR	ST TAC
	16/15	45	14	59	0.0		4	12	0	0	0

11REG	GP/GS	PR	YARD	AVG	LG	TD	KOR	YARD	AVG	LG	TD
	16/15	14	99	7.1	18	0	0	0	0.0	0	0

11PLY	GP/GS	Solo	Asst.	Total	Sacks		Int.	PD	FF	FR	ST TAC
	3/3	8	0	0	0.0		0	3	0	0	0

11PLY	GP/GS	PR	YARD	AVG	LG	TD	KOR	YARD	AVG	LG	TD
	3/3	3	29	9.7	14	0	0	0	0.0	0	0

26 Antrel Rolle **S 6-0 206** **Miami (FL)** **6 FA-'10**
 2011 GP/GS/DNP/IA: (16/16/0/0) **Postseason (3/3/0/0)**

Season Notes:

- **(at Washington 9/11/11)** Started at free safety and finished with 7 tackles (6 solo).
- **(vs. St. Louis 9/19/11)** Led team with 9 tackles (8 solo)... Also forced a fumble.
- **(at Philadelphia 9/25/11)** Started at free safety and collected 7 combined tackles, one for a loss.
- **(at Arizona 10/2/11)** Picked off a Kevin Kolb pass... Added 6 solo tackles and 2 pass defenses.
- **(vs. Seattle 10/9/11)** Started at free safety and tallied 8 tackles (6 solo).
- **(vs. Buffalo 10/16/11)** Tallied 8 tackles (6 solo)... Started at free safety.
- **(vs. Dolphins 10/30/11)** Started at free safety and collected 4 tackles (3 solo)... Part of a Giants secondary that held Miami to 101 net passing yards, the lowest total by a Giants opponent since Chicago threw for 51 yards on Oct. 3, 2010.
- **(at New England 11/6/11)** Started at free safety and recorded 6 solo tackles... Part of the Giants defense that had 4 takeaways – two interceptions and two fumble recoveries – and two turnovers.
- **(at San Francisco 11/13/11)** Started at free safety and recorded 5 tackles (4 solo) and a pass defense.
- **(vs. Philadelphia 11/20/11)** Started at free safety and finished with 2 tackles.
- **(at New Orleans 11/28/11)** Tied with the team lead with 6 tackles (5 solo).
- **(vs. Green Bay 12/4/11)** Started at free safety... Finished the game with 6 tackles (5 solo).
- **(at Dallas 12/11/11)** Recorded 3 tackles (all solo).
- **(vs. Washington 12/18/11)** Started at free safety and finished with 4 tackles.
- **(at New York Jets 12/24/11)** Tied a team high with 7 tackles (all solo)... Part of the Giants secondary that held Jets QB Mark Sanchez to just 51 percent of his passes (30-of-59), a passer rating of 54.2, while throwing 2 interceptions... Lined up as the up-back, ran back a punt three yards in the first quarter, his first punt return since he was with Arizona in 2009, when he had six returns for 55 yards.
- **(vs. Dallas 1/1/12)** Intercepted Tony Romo in the third quarter, his second pick of the season. He had a pick at Arizona on Oct. 2... Also added 8 tackles (5 solo).

(vs. Falcons, NFC Wild Card 1/8/12) Started at free safety and finished with a game high 9 tackles (6 solo).

- (at Packers, NFC Divisional 1/15/12) Started at free safety and finished with 8 solo tackles, 1 pass defense and 1 fumble recovery.
- (at 49ers, NFC Championship 1/22/12) Started at free safety and finished with 4 solo tackles, 1 for a loss.

	GP/GS	Solo	Asst.	Total	Sacks	Int.	PD	FF	FR	ST TAC
11REG	16/16	82	14	96	0.0	2	4	1	0	0

	GP/GS	Solo	Asst.	Total	Sacks	Int.	PD	FF	FR	ST TAC
11PLY	3/3	18	3	21	0.0	0	1	0	1	0

24 Terrell Thomas **CB 6-0 191** **USC** **4** **D2-'08**
 2011 GP/GS/DNP/IA: (0/0/0/0) Postseason (0/0/0/0)

Season Notes:

- (at Washington 9/11/11) Injured Reserve.
- (vs. St. Louis 9/19/11) Injured Reserve.
- (at Philadelphia 9/25/11) Injured Reserve.
- (at Arizona 10/2/11) Injured Reserve.
- (vs. Seattle 10/9/11) Injured Reserve.
- (vs. Buffalo 10/16/11) Injured Reserve.
- (vs. Dolphins 10/30/11) Injured Reserve.
- (at New England 11/6/11) Injured Reserve.
- (at San Francisco 11/13/11) Injured Reserve.
- (vs. Philadelphia 11/20/11) Injured Reserve.
- (at New Orleans 11/28/11) Injured Reserve.
- (vs. Green Bay 12/4/11) Injured Reserve.
- (at Dallas 12/11/11) Injured Reserve.
- (vs. Washington 12/18/11) Injured Reserve.
- (at New York Jets 12/24/11) Injured Reserve.
- (vs. Dallas 1/1/12) Injured Reserve.
- (vs. Falcons, NFC Wild Card 1/8/12) Injured Reserve.
- (at Packers, NFC Divisional 1/15/12) Injured Reserve.
- (at 49ers, NFC Championship 1/22/12) Injured Reserve.

	GP/GS	Solo	Asst.	Total	Sacks	Int.	PD	FF	FR	ST TAC
11REG	0/0	0	0	0	0.0	0	0	0	0	0

	GP/GS	Solo	Asst.	Total	Sacks	Int.	PD	FF	FR	ST TAC
11PLY	0/0	0	0	0	0.0	0	0	0	0	0

23 Corey Webster **CB 6-0 202** **LSU** **6** **D2-'05**
 2011 GP/GS/DNP/IA: (16/16/0/0) Postseason (3/3/0/0)

Season Notes:

- (at Washington 9/11/11) Started at left cornerback and finished one assisted tackle.
- (vs. St. Louis 9/19/11) Recorded 4 solo tackles.
- (at Philadelphia 9/25/11) Started at right cornerback... Tallied 2 solo tackles.
- (at Arizona 10/2/11) Recorded 4 tackles and two pass defenses.
- (vs. Seattle 10/9/11) Had 6 total tackles (5 solo).
- (vs. Buffalo 10/16/11) Intercepted two passes in a game for the first time in his career...Also added 5 tackles (4 solo) and 3 pass defenses.
- (vs. Dolphins 10/30/11) Started at right cornerback... Had the game's only takeaway when he intercepted a Moore pass on Miami's last offensive play... Part of the Giants secondary that held Miami to 101 net passing yards, the lowest total by a Giants opponent since Chicago threw for 51 yards on Oct. 3, 2010... Also recorded 4 tackles (3 solo) and 3 pass defenses.
- (at New England 11/6/11) Started at cornerback and recorded 2 tackles (1 solo) and a pass defense... Part of the Giants defense that had 4 takeaways – two interceptions and two fumble recoveries – and two turnovers.
- (at San Francisco 11/13/11) Started at cornerback... Intercepted a Alex Smith pass late in the second quarter, his fourth pick of the season and ties the career-high he set in 2010.
- (vs. Philadelphia 11/20/11) Stared at cornerback and recorded 3 solo tackles.
- (at New Orleans 11/28/11) Started at cornerback and finished the game with 2 tackles (1 solo).
- (vs. Green Bay 12/4/11) Recorded 5 tackles (4 solo)... Stared at cornerback.
- (at Dallas 12/11/11) Started at corner.
- (vs. Washington 12/18/11) Intercepted Rex Grossman's pass for Santana Moss on a flea-flicker on the game's first play, his fifth of the season, which is a career-high... Added 2 pass defenses.

- **(at New York Jets 12/24/11)** Started at cornerback... Picked off his 6th pass of the season... Also added 7 tackles (all solo) and 2 pass defenses... Part of the Giants secondary that held Jets QB Mark Sanchez to just 51 percent of his passes (30-of-59), a passer rating of 54.2, while throwing 2 interceptions.
- **(vs. Dallas 1/1/12)** Started at cornerback and recorded 3 tackles and on pass defense.
- **(vs. Falcons, NFC Wild Card 1/8/12)** Started at left cornerback... Finished with 4 solo tackles and 2 pass defenses.
- **(at Packers, NFC Divisional 1/15/12)** Started at left cornerback... Recorded 4 solo tackles.
- **(at 49ers, NFC Championship 1/22/12)** Started at cornerback... Finished with 2 solo tackles and a forced fumble.

	GP/GS	Solo	Asst.	Total	Sacks	Int.	PD	FF	FR	ST TAC
11REG	16/16	43	8	51	0.0	6	15	0	0	0

	GP/GS	Solo	Asst.	Total	Sacks	Int.	PD	FF	FR	ST TAC
11REG	3/3	10	0	10	0.0	0	2	1	0	0



**Additional Bios:
Chase Blackburn, Will Blackmon,
Tony Ugoh**

CHASE BLACKBURN

Linebacker

Height-6-3

Weight-247

College-Akron

Birthdate-June 10, 1983

High School- Marysville (Ohio)

How Acquired-Free Agent (2011)

NFL Exp.- 7th year

Giants Exp. - 7th year

TRANSACTIONS:

Originally signed as a rookie free agent by the Giants on June 21, 2005... Re-signed by the Giants on Novr 30, 2011.

CAREER HIGHLIGHTS:

- Has played in 93 regular season games with 17 starts and in 6 postseason games...Career totals include 108 tackles (65 solo), 1.5 sacks, 2 interceptions (including 1 returned 32 yards for a touchdown), 3 passes defensed, 1 forced fumble, 2 fumble recoveries and 104 special teams tackles...In the postseason, Blackburn has 10 tackles (6 solo), 1 pass defensed and 6 special teams tackles.

- In 2010, played in 14 games with the vast majority of his action on special teams...Missed games at Indianapolis (9/19) and vs. Tennessee (9/26) with a knee sprain...Had 1 defensive tackle at Green Bay (12/26)...Led the team with 17 special teams tackles with 17 (13 solo), the 6th season in a row he has alone or tied atop that category...Had 3 special teams tackles in each of 3 consecutive games: at Minnesota (12/13), vs. Philadelphia (12/19) and at Green Bay.

- In 2009, played in all 16 games - for the 4th consecutive season - with 7 starts – 5 at weakside linebacker and 2 at middle linebacker...Finished the season with 38 tackles (25 solo), an interception and a half-sack on defense and tied Bryan Kehl with a team-high 16 special teams tackles. It was the 5th consecutive season he owned or shared the Giants in that category...Started season opener vs. Washington (9/13) at weakside linebacker and had 6 tackles (3 solo)...Started 4 games after Michael Boley underwent knee surgery: vs. Oakland (10/11), at New Orleans (10/18), vs. Arizona (10/25) and at Philadelphia (11/1)...Had a season-high 9 tackles (7 solo), including a half-sack vs. the Saints...Started at middle linebacker vs. Atlanta (11/22) and at Denver (11/26)...Intercepted Jason Campbell in 4th quarter at Washington (12/21) and returned the ball 24 yards.

- In 2008, played in all 16 regular season games with 8 starts (7 at weakside linebacker and 1 at middle linebacker) and played in the NFC Divisional Playoff Game vs. Philadelphia...Contributed a career-high 45 tackles (25 solo), 1 QB hit, 1 sack, 1 pass defensed, 1 forced fumble and 1 fumble recovery...Also had a team-high 18 special teams tackles and was voted a 1st alternate to the NFC Pro Bowl team for his work on special teams.

- Made his 1st start of the season at middle linebacker in place of injured Antonio Pierce vs. San Francisco (10/19) and had 8 tackles (6 solo), 1 sack and 1 pass defensed.

Recorded his 1st career regular season sack when he stripped J.T. O'Sullivan of the ball for a 7-yard loss in the 4th quarter...Started on the weak side vs. Dallas (11/2) and remained there for the rest of the season.

- Was named NFC Special Teams Player of the Week after recording 3 tackles and recovering a fumble on a kickoff at Philadelphia (11/9)...Also stopped Brian Westbrook on 4th-and-1 with 1:47 remaining in victory at Philadelphia...Started at weakside linebacker and also played at middle linebacker at Minnesota (12/28) and finished with 6 tackles (5 solo) and 1 QB hit.

- Made his 1st career postseason start in the NFC Divisional Playoff Game vs. Philadelphia (1/11) and had 5 tackles (2 solo) and 1 pass defended.

- In 2007, played in all 16 regular season games and 4 postseason contests...Recorded a team-high 17 special teams tackles...Saw action at middle linebacker in games vs. San Francisco (10/21), vs. Minnesota (11/25) and at Buffalo (12/23)...Recorded 6 tackles (1 solo).

- In 2006, played in 16 regular season games and the NFC Wild Card Game...Tied with Reggie Torbor for the team lead with 14 special teams tackles...Saw some reserve action at linebacker...Had 5 tackles (4 solo) and a sack for an 8-yard loss as the nickel linebacker in his 1st career postseason action at Philadelphia in the NFC Wild Card game (1/7).

- As a rookie in 2005, played in 15 games with 2 starts...Led the Giants with a career-high 22 special teams tackles.

- Started 2 games at middle linebacker after Antonio Pierce suffered a season-ending ankle injury...Recovered a fumble on the game's opening kickoff to set up Brandon Jacobs' 1-yard touchdown run at New Orleans (9/19)...Played for the 1st time on defense at San Francisco (11/6) when he replaced an injured Nick Greisen for a few plays early in the 3rd quarter...Made 1st NFL start vs. Kansas City (12/17) after Carlos Emmons was a late inactive due to a pec injury. Blackburn finished with 9 tackles (3 solo).

- Started at middle linebacker at Washington (12/24) and recorded 6 tackles (3 solo) and an interception that he returned for a 32-yard touchdown. Picked off a Mark Brunell pass for James Thrash and ran up the left sideline for his first pro score. He also had 1 special teams tackle...Left the game in the 3rd quarter with a neck strain that ended his season and forced him to go on injured reserve.

COLLEGE:

- Played in 45 games with 34 starts at Akron...Finished his career with 293 tackles (179 solo), 11 sacks, 38.5 tackles for losses and 3 interceptions...Started all 11 games as a senior and finished 3rd on the team with 71 tackles (41 solo), 5 sacks and 8.5 tackles for losses...Was voted a team captain.

OFF-THE-FIELD ACTIVITY:

- Adopted Carlstadt Middle School for the Giants Play60 Challenge, making multiple visits to the school to encourage the kids to play 60 minutes every day.
- Attended the American Heart Association's Heart Ball at the Liberty Science Center.

- Participated in the Giants Play60 PSA Shoot along with 100 top performing students from Carlstadt and Nutley Middle Schools, in appreciation of their commitment to the PLAY60 Challenge.
- Attended the Jay Fund Annual Golf Outing in Jacksonville, Fla.
- Participated in the Giants Foundation Annual Golf Outing.
- Attended the NFL Alumni of Connecticut's Annual Golf Outing.
- Attended the Anthony Fasano Memorial Golf Outing.
- Attended Giants Kickoff Luncheon benefitting Hackensack University Medical Center.
- Attended the Jay Fund's Annual Champions for Children's Gala in New York City.
- Attended Fairleigh Dickinson University's fundraiser for Rich Fritsky.
- Signed autographs for Giants Fans at Walgreens in New York City.
- Participated in a Junior Giants Fan Club event, helping to run drills at the Timex Performance Center.
- Attended the Giants annual Jingle Jam holiday party at New Meadowlands Stadium for 500 N. J. foster children.
- Filmed an anti-bullying PSA as part of the Find the Courage Campaign, in partnership with MK Sports and PACER.
- Served as the speaker at the Rochelle Park DARE Graduation, encouraging kids to maintain lives free of drug and alcohol abuse.

PERSONAL:

- Married (Megan). They have a son (Landyn Gabriel).
- Starred at Marysville (Ohio) High School, where he had 320 career tackles.
- Graduated from Akron with a degree in mathematics.

WILL BLACKMON

Cornerback

Height-6-0

Weight-206

College-Boston College

Birthdate- Oct. 27, 1984

How Acquired-Free Agent (2011)

NFL Exp.- 6 year

Giants Exp. – 1st year

TRANSACTIONS:

Signed by the Giants on Nov. 23, 2011

CAREER HIGHLIGHTS:

- With three career punt returns for TDs, is tied with Desmond Howard for the franchise record.
- In 2008, became only the fourth player in team history to return multiple punts for TDs in the same season. Also led the team in special teams tackles with 18.
- Scored his first two NFL TDs in the same game in 2007, returning a punt 57 yards and recovering a fumble on a punt return vs. Oakland (Dec. 9) to earn 'NFC Special Teams Player of the Week'. Marked first time a Packers player scored two special teams TDs in the same game in 38 years.
- A versatile athlete, lined up at cornerback (2002-04) and wide receiver (2005) at Boston College in addition to serving as the team's return specialist.
- Registered 2,700 career kickoff return yards at BC, 222 yards shy of the Division I-A all-time mark, and earned all-conference honors in his final three seasons (Big East – 2003-04; ACC –2005).
- Participated in the 2002 U.S. Army All-American game as a senior at Bishop Hendricken High School (R.I.) along with 10 other 2006 NFL Draft picks.
- Wears No. 27, his Pop Warner and high school number, after wearing No. 1 in college.

Dynamic athletic talent will look to return to his play-making ways as a return man in 2010 after sustaining a season-ending knee injury in '09, and will compete for time at cornerback as well...Was limited to just three games last season after tearing the ACL in his left knee in Week 4 at Minnesota...Became a special-teams standout in 2008 as both a return specialist and coverage player, running back two punts for TDs – only the fourth player in franchise history to accomplish that in one season – and leading the team with 18 special teams tackles, all of which landed him a spot on *USA Today's* All-Joe Team, which recognizes productive players who get little fanfare...Ranked fourth in the NFC and ninth in the NFL with an 11.1-yard average on punt returns in '08 while also handling kickoff return duties...His combined 1,555 punt and kick

return yards in 2008 ranks as the second-highest single-season total in franchise history...Also made an impact as a nickel and dime cornerback, posting 17 tackles and forcing two fumbles, by far his most extensive action on defense...In 32 career games, has 30 special teams tackles and four touchdowns, all on special teams...His three career punt returns for touchdowns ties him for the franchise record with Desmond Howard...Had landed kickoff and punt return job with big runbacks in the second preseason game in 2007 vs. Seattle (Aug. 18), but suffered a thumb injury in the next game and began the regular season with a cast on his hand, relegating him to reserve corner duty...Then broke his foot Oct. 3, the same foot he broke as a rookie in mini-camp, and missed seven games...Resumed punt-return duties when healthy and scored his first two NFL touchdowns in the same game, returning a punt 57 yards for a score and recovering a fumble in the end zone to mark the first time a Packers player scored two special teams TDs in the same game in 38 years, but re-aggravated the foot injury in '07 regular-season finale and missed both playoff games...Impressed early in mini-camps as a rookie before breaking his foot on one of the last plays of the final May camp...Suffered a setback in his rehab, in addition to a subsequent rib injury in Week 10, that limited him to just four games in 2006...Ability to make things happen with the ball is no surprise, having made the switch to wide receiver as a college senior to shore up a depleted receiving corps at Boston College...Prior to the 2006 NFL Draft, worked out with future teammate Greg Jennings and childhood hero Deion Sanders...A fourth-round selection in 2006, was the 14th BC player to be drafted by the Packers, the first since QB Matt Hasselbeck in 1998, and one of two defensive backs chosen by Green Bay in 2006...Born Oct. 27, 1984, was the youngest player on the league's youngest team in 2006.

2009 SEASON: Played in just three games before sustaining season-ending left knee injury in Week 4...Returned 10 kickoffs for 233 yards (23.3 avg.) and three punts for 11 yards (3.7 avg.)...Added one stop on special teams...Inactive for season opener vs. Chicago (Sept. 13) due to quad injury sustained in preseason contest vs. Buffalo (Aug. 22)...Placed on injured reserve on Oct. 12 with knee injury and had surgery on Oct. 29...**Vs. Cincinnati (Sept. 20):** Made season debut, returning five kickoffs for 113 yards (22.6 avg.)...**At St. Louis (Sept. 27):** Recovered Josh Brown FG attempt blocked by DE Johnny Jolly in the first quarter, catching the ball in mid-air at the Green Bay 25-yard line and returning it 18 yards down the left sideline to help set up a Packers FG. Returned two kickoffs for 49 yards (24.5 avg.), two punts for 11 yards (5.5 avg.), and posted a stop on special teams...**At Minnesota (Oct. 5):** Returned three kickoffs for 71 yards (23.7 avg.), but sustained season-ending ACL injury to left knee on return with just under five minutes remaining in the second quarter.

2008: Played in every game with one start...Ranked fourth in the NFC and ninth the NFL with a 11.1-yard avg. on 36 punt returns...One of only five players in the NFL to return two or more punts for TDs in 2008, and one of only four in Packers history, joining Howard (three in 1996), Billy Grimes (two in 1950) and Willie Wood (two in 1961)...Also had a 21.0-yard avg. on 55 kickoff returns...His 398 punt return yards tied for the third-highest single-season total in team history, his 1,157 kickoff return yards rank fourth, and his combined return yardage total of

1,555 is second in franchise annals...Recorded 17 tackles (16 solo), two forced fumbles and a fumble recovery on defense, seeing time as nickel and dime back, and led the team with a career-high 18 special teams stops...Was on the field for 326 of the team's 472 special teams plays (69.1 percent), which ranked third on the team, and landed a spot as a returner on *USA Today's* All-Joe Team, which recognizes productive players who receive little fanfare...**Vs. Minnesota (Sept. 8):** Earned 'NFC Special Teams Player of the Week honors' for the second time in his career as he returned a punt 76 yards for a TD in the third quarter, a career long. Fielded the low kick from Chris Kluwe at the 24, started down the left sideline, just keeping his feet in bounds, before cutting across the field and running down the right sideline for the score...**Vs. Dallas (Sept. 21):** Saw time at nickel back after CB Al Harris left game in second quarter with spleen injury. Forced a fumble on a Marion Barber run in the fourth quarter and recovered the ball. Led team with three special teams tackles...**Vs. Atlanta (Oct. 5):** Posted season-long 45-yard kickoff return in second quarter. Registered two tackles as nickel back and an additional stop on special teams...**Vs. Indianapolis (Oct. 19):** Started first game of season as team opened up in nickel package, matching up with WR Marvin Harrison much of the afternoon and holding him to just two receptions for 11 yards, his lowest yardage output of the season. Also recorded season-high four tackles...**At Minnesota (Nov. 9):** Returned Kluwe's punt 65 yards for a TD with just over three minutes remaining in the third quarter to give the Packers their first lead of the game at 24-21. The TD was his second of the season and he became the first NFL player since Cowboys WR Wane McGarity (vs. Arizona, 2000) to post a punt return for a score against the same team in two different games in a season. Also had a 31-yard kickoff return out to the Green Bay 41 late in the fourth quarter...**At New Orleans (Nov. 24):** Returned three punts for 50 yards, including a game-long 27-yard return down to the New Orleans 37 to set up Green Bay's first TD of the contest. Had season-high eight kickoff returns for 159 yards (19.9 avg.) and led team with two special teams tackles...**Vs. Houston (Dec. 7):** Served as nickel back with Williams starting and Charles Woodson at SS, and matched season high with four tackles. Tied for team lead with three special teams tackles and had 99-yard kick return for TD in the second quarter nullified by holding penalty...**At Jacksonville (Dec. 14):** Saw limited action as nickel back and forced a fumble on a run by QB David Garrard in the fourth quarter that Garrard recovered at the Green Bay 2...**At Chicago (Dec. 22):** Led team with a career-high four tackles on special teams and posted two 32-yard kickoff returns, including one out to midfield late in the fourth quarter with score tied at 17.

2007: Played in nine games with one start and listed as inactive for the other seven contests plus both playoff games...On defense, had three solo tackles and two passes defensed, plus eight tackles on special teams and two TDs, both in the same game...Returned eight punts for 106 yards (13.3 avg.) and a TD...After winning return job with big preseason showing vs. Seattle (Aug. 18), suffered a thumb injury in the next preseason contest vs. Jacksonville (Aug. 23) and began the season with a cast on his hand, unable to perform in return role...Saw action in the first four games, broke his foot during Oct. 3 practice and missed seven contests, returned for final five games of regular season, but aggravated foot injury and missed postseason...**At**

Minnesota (Sept. 30): Filled in at nickel for Jarrett Bush when Harris went out for several plays with a hand injury, coming away with his first pass defended of the season and his first career solo tackle; PBU was nearly an INT, but cast prevented him from catching the ball. In the third quarter, downed a 54-yard Jon Ryan punt on the Minnesota 7-yard line... **Vs. Oakland (Dec. 9):** Earned 'NFC Special Teams Player of the Week' for his two-touchdown outing. Fielded a second-quarter punt on the run, and returned it 57 yards for his first career TD. On a third-quarter Packers punt, Jason Hunter forced PR Tim Dwight to fumble, and the ball was inadvertently kicked. Eventually landed on it in the end zone for his second score. It was the first time the same Packers player recorded two special teams TDs in a game since Travis Williams at Pittsburgh on Nov. 2, 1969... **Vs. Detroit (Dec. 30):** Made his first career start, filling in for Woodson (coach's decision), recording one solo tackle. Left the game in the second quarter after aggravating his prior foot injury and was inactive for both playoff games.

2006: Spent the first 11 weeks on the 53-man roster, playing in four games while inactive for seven before being placed on injured reserve Nov. 25...Saw most of the action during his rookie season in 'nickel' and 'dime' packages, in addition to special teams duty...Was in on 11 snaps and posted one pass defended, in addition to three special teams stops...Missed all of training camp after breaking his right foot during a May 21 mini-camp practice and was unable to practice until Sept. 4, three days after the preseason finale...Suffered additional setback in Week 2 practice and remained inactive until returning to practice Oct. 10 during bye week...**At Miami (Oct. 22):** Made pro debut, seeing action mostly on special teams with 10 snaps at LCB, posting one pass defended and one special teams tackle...**At Minnesota (Nov. 12):** Played exclusively on special teams, tallying two special teams tackles, but suffered a rib injury and ultimately landed on injured reserve Nov. 25...**2006 Draft:** Second of the Packers' two selections in the fourth round (115th overall), taken with choice from Philadelphia acquired with the Eagles' sixth-round selection (185) for Green Bay's fourth-round choice (109).

COLLEGE:

A three-year starter (2003-05), played in 48 games, including 34 starts...Spent his first three years at CB(22 starts) before switching to WR as a senior and proceeded to lead team in catches and receiving yards...Earned all-conference distinction his final three seasons...Finished his career with 141 tackles (104 solo), eight interceptions among 22 passes broken up, three forced fumbles, two fumble recoveries and two tackles for loss at CB; recorded 3,995 all-purpose yards and six touchdowns as a WR and return specialist...Fell just 222 yards shy of the NCAA Division I-A kickoff-return yardage record, a mark set by Tulane's Jeff Liggon (1993-96)...Also established a number of school records, including career kickoff-return yardage (2,700), career kickoff returns (110), single-season kickoff-return yardage (922) and single-season kickoff returns (36), all of which he still holds...Earned B.A. in English...**Senior season (2005):** Started all 12 games at WR but saw action on both sides of the ball...Earned All-ACC second-team honors at WR...Led team in receptions (51) and receiving yards (763); his four TD catches ranked second on the team...Posted three 100-yard receiving games...Returned 22 kickoffs for

489 yards (22.2-yard average) and 15 punts for 132 yards (8.8-yard average)...Amassed a career-high 1,405 all-purpose yards and finished with two solo tackles in limited action at CB...In his final home game, against North Carolina State (Nov. 12), notched three receptions for a career-high 151 yards, including a career-long 61-yard reception...In the MPC Computers Bowl vs. Boise State (Dec. 28), had five receptions for 144 yards, including a 35-yard TD reception...**Junior season (2004):** Played in all 12 games, starting nine at cornerback, and became first player in school history to return both a punt and kickoff for a TD in the same season...A second-team All-Big East selection, finished with 46 tackles (30 solo), three INTs among six passes broken up and forced a fumble...Returned 28 kickoffs for 762 yards (27.2-yard average) and 23 punts for 261 yards (11.3-yard average)...In season opener at Ball State (Sept. 2), returned kickoff a career-long 96 yards for a TD in the second quarter...At West Virginia (Nov. 13), ran back a punt 71 yards for a score...In the Continental Tire Bowl vs. North Carolina (Dec. 30), registered four solo tackles and five kickoff returns for a career-high 165 yards...**Sophomore season (2003):** Started all 13 games at CB...Earned second-team All-Big East honors...Recorded career highs in tackles (64), solo stops (50), INTs (four), passes defended (14), tackles for loss (two) and kickoff-return yardage (922 yards, a school record)...Also had a forced fumble and one fumble recovery...At Connecticut (Sept. 13), tallied career highs in tackles (14), solos (nine), and INTs (two) while breaking up four passes and returning a kickoff 47 yards; awarded Big East Defensive Player of the Week for his efforts...**Freshman season (2002):** Saw action in 11 games, posting 29 tackles (22 solo), one INT among two passes broken up, one forced fumble and a recovered fumble...Made an immediate impact on special teams, returning 24 kickoffs for 527 yards (22.0-yard average) and three punts for 26 yards (8.7-yard average)...Registered 114 yards on four kickoff returns in his collegiate debut, vs. Stanford (Sept. 7)...In the Motor City Bowl vs. Toledo (Dec. 26), had five solo tackles, his first career INT and returned four kickoffs for 103 yards.

PERSONAL:

Given name William Edwards Blackmon...Born in Providence, R.I. ...Married the former Shauna Danielle in June 2009, a recording artist who was previously signed by So So Def as part of a group; she has since then chosen to pursue a solo career...Father, Wayne, played football in junior college and was offered a tryout by the New York Jets...**High school:** Earned 2001 All-America first-team honors from *USA Today*, ESPN.com, *SuperPrep* and *PrepStar* as a senior at Bishop Hendricken High School in Warwick, R.I., which retired his No. 27 in 2008...Three-year letterman was selected to participate in the 2002 U.S. Army All-American Game played at San Antonio's Alamodome...Starred for the East team on defense by registering four tackles, two recovered fumbles and an INT returned for 32 yards...Game featured 10 picks from the 2006 NFL Draft, including first-round selections Vince Young (Tennessee), Haloti Ngata (Baltimore) and Kamerion Wimbley (Cleveland)...Named Gatorade Rhode Island Player of the Year after his senior season, in which he rushed for 1,618 yards and 24 TDs...Also had 100 tackles and three INTs...Chosen as the top player in New England by *SuperPrep* and *PrepStar*...A two-time

all-state and three-time all-city honoree...Recorded 13 career INTs...Lettered in track three years, winning the 100-meter dash in the Rhode Island state meet (10.87)...Trained with Sanders, his all-time favorite player, in preparation for the 2006 NFL Draft; also trained with other 2006 draft picks, including eventual teammate Jennings and Devin Hester (Chicago Bears)...**Community involvement:** Has funded and started a Pop Warner football team called the Providence Packers, which his father manages...Helped distribute cans of soup to 30 Wisconsin area food pantries, as part of Campbell's Chunky soup's 'Click for Cans' online food drive...Has participated in the Edgar Bennett Celebrity Bowl-A-Thon and the United Way Hometown Huddle project, helping spread woodchips to complete a new playground area for local Beaumont Elementary School students...Also helped refurbish the Green Bay West H.S. football field as part of the Home Depot Neighborhood MVP program, in honor of teammate Daryn Colledge winning weekly MVP award...Rang the Salvation Army bell during the holidays to solicit donations and attended the team's annual holiday party for families of children with cancer...Attended the Professional Athletes Outreach conference in February 2009; PAO is a ministry created for professional athletes and their families...Has participated annually in the Greg Jennings Celebrity Golf Tournament...Played in the Tom Coughlin Jay Fund Celebrity Golf Classic at TPC Sawgrass in Ponte Vedra Beach, Fla. ...**Hobbies/interests:** Worked as a reporter for local CBS affiliate, WFRV, in the week leading up to the 2007 NFL Draft, a career path he is considering once his playing days are over...Enjoys skateboarding, naming Chris Haslam as his favorite professional skateboarder...Also enjoys reading non-fiction novels (including books by Rick Warren, a pastor from California), surfing the Internet, cooking (especially Italian food), playing Wii, and watching Fuel TV, *Curb Your Enthusiasm* and *Bully Beatdown*...Is also involved with his clothing line – which he and his best friend Pat Dipippo created – called Dirty Couture...Residence: Orange County, Calif.

TONY UGOH

Tackle

Height-6-5

Weight-304

College-Arkansas

Birthdate- Nov. 17, 1983

How Acquired-Free Agent (2011)

NFL Exp.- 5 year

Giants Exp. – 1st year

TRANSACTIONS

- Signed by the Giants on Dec. 7, 2011

PRO

Has spent time with the Indianapolis Colts and Detroit Lions

- Helped protect Peyton Manning's blind side for three seasons in Indianapolis

2007: Rookie who started eleven games at LT...line allowed 23 sacks in 2007, ranking 5th in the AFC and 7th in the NFL in fewest sacks allowed. Line helped team total 19 rushing TDs, the most since 1990. POSTSEASON: Started at LT in Divisional Playoffs vs. San Diego 1/13

2008: Started 12 of 15 games at LT. Line allowed 14 sacks in 2008, ranking 3rd in the AFC and 4th in the NFL in fewest sacks allowed. POSTSEASON: Started at LT in Wild Card playoffs at San Diego 1/3

2009: Appeared in 11 games, starting four at LT. Line allowed 13 sacks, fewest in the NFL.

2010: Released by the Colts in September. Signed by the Lions in December.

COLLEGE

Two-Sport star, who was a four-year letterman in football and track and field

- Started 35 of 43 career games at left tackle
- Started 14 games as a senior and was Third-Team All-America choice by the Associated Press. Also named First-Team All-SEC that year.
- Allowed only one sack as a senior
- Started 11 games as a junior and 10 games as a sophomore. Appeared in eight games as a freshman
- Member of the SEC Academic Honor Roll

PERSONAL

Full name is Anthony Ike Ugoh Jr.

- Attended Westfield High School in Houston, Texas
- No. 5 OT in the country by Rivals.com
- Majored in administrative management at Arkansas, graduating in May 2007.



The Coughlin Corner

The Coughlin Corner – Postseason Week 3

By Michael Eisen

EAST RUTHERFORD, N.J. – The Coughlin Corner, Giants.com’s exclusive weekly interview with head coach Tom Coughlin:

Q: Is part of your message this week to just say these opportunities don’t come along all the time?

Coughlin: “That was part of it, but that message was really driven home last Saturday night about the situation that we were in. I cited the example of Tony Gonzalez, the tight end from Atlanta that’s been in the league for 15 years and never won a playoff game. He has umpteen thousands and thousands of yards and all kinds of records, but yet never won a playoff game. How precious these times are. The energy level and the spirit – one of my favorite lines is, ‘The sword will always be conquered by the spirit.’ That’s what I keep pounding away to these guys. It’s the spirit, it’s the will, it’s the power of the will. It’s the power of all 46 (players in uniform), the coaches, everyone that has to do with the team – the singular power of the will, which puts you in position where you feel the strength. You can feel it, you can use it; it’s very real. And the power of the spirit. The idea that you don’t have many opportunities like this, you just don’t. It just doesn’t mathematically work out.”

Q: At the same time, you try to keep it as normal as possible. Is it a balance between trying to have a normal work week and this is not a normal week? This is a very special week.

Coughlin: “I don’t worry about that. What I want to do is feel the energy, especially as you go from Wednesday to Thursday. When we go Wednesday, they’re all waiting to understand what the approach will be, what the information I’m going to give them is, how they start to formulate their thoughts. Then the coaches bang away with the X’s and O’s. So we start that, and it builds kind of slow. Then you hear a few things said. But (Thursday), because of the necessity of the quality of the practice being that the third down day is so critical when you’re talking about whatever team you want to talk about. This team, this week, San Francisco, their ability to run the football, their time of possession circumstance, the way that they win games with the 38 takeaways and the best field position in football - whether it be for them or where the opponents start - all of that stuff. So you get to a day like this where you know you’ve got to keep the ball. Now we kept the ball the first time around. We had 70 snaps to their 52, but we didn’t score. They are a very good defensive team. So this is a really important day, and this is a hard, hard work day. And yet they grow. You can feel how the energy can carry and help them on a day like this to get themselves ready to go.”

Q: You’ve coached in conference championship games three times. Is there something you can take from your experience to help your players?

Coughlin: “All the experiences. With everything said and done, you’ve got to go play the game. You’ve got to go execute better than the other guy. You’ve got to go do the things that allow you to win football games. Don’t turn it over. Let the other guy turn it over. We go plus-three last week against a team (Green Bay) that only had 14 giveaways the entire season. This team has 10. 10!”

Q: Is there a different feel on the sidelines in a big game like this or is it you’re out there, it’s a football game?

Coughlin: “I think once you get out there and get going and get yourself knocked down, you get into the game. That’s why it’s important to start well so that everybody is into it.”

Q: This is like a division game because it’s a rematch. What are the dynamics when you play a team the second time in a season? Do you break down the first game to see what you did well and look to replace what wasn’t as successful?

Coughlin: “First of all, you like to look at yourself and watch the matchups. You like to look at the critical situations. You want to know what the play call was, what the defense was, or what was their offensive idea, what they’re playing offensively, what did our defense do, what would our special teams do. And in this game, to be honest with you, one of the major learning experiences from game one was the special teams situations. We had a couple of penalties on punt return. We had a 29-yard punt. We had some things that were very real in terms of being able to correct them, to do a better job of that. So you start there, but then you have to understand the big picture – what they see, what did you do well, what are they going to defend, what are they going to plan to attack? Then it’s on the other side, whatever you didn’t do well, what is the expectation there? Are they loading up to continue along those lines or do they not expect you to even bring that package with you? Then, you have to know what the frame of mind of the people are like. For example, the Green Bay coordinator, defensively (Dom Capers) and the coordinator in San Francisco (Vic Fangio) are like that (touches two fingers together). So whatever was good in that game that Green Bay did, you’re going to see it.”

Q: It sounds like a big chess game.

Coughlin: “It is. It’s major league every time, always. You have to take all these things into consideration, and you’ve got to come back to what you do well. And then what your quarterback can do well.”

Q: When you have a team that's turned the ball over only 10 times and usually has the field position advantage, do you stress to your team the importance of minimizing mistakes?

Coughlin: "You can't do that. You have to be the team that takes advantage of it. You have to be the team that forces the errors, the team that gets the takeaways, the team that creates field position, the team that can somehow prevent the return yardage. You can't give them what New Orleans gave them. New Orleans had to drive 70 yards with the ball to score (in the divisional game last Saturday). The 49ers drove less than 40. Less than 40."

Q: They have the best run defense in the NFL. You ran the ball very well two weeks ago, not as well last week...

Coughlin: "We ran 29 times against them when we were out there. We ran the ball a lot. We didn't do too badly (93 yards). It wasn't a big number, but we pounded away and we had our chances. We did make some plays with it, and we'll continue to try to do that. You've got to. You're looking at a situation where it looks like it's 48-to-55 (temperature), 40 percent rain, it's been raining out there for a couple of days. It won't stop us, but we do need balance."

Q: You've been asked a lot about these conversations you had with Justin Tuck. To expand on that, in addition to addressing the team every day, you have to have your finger on 53 pulses all the time. Is it a constant check-in with these guys all the time? Who needs a pat on the back? Who needs a kick in the butt? Who needs some encouragement? How important is that part of your job?

Coughlin: "It's very important. It's as important as anything that we do because it is the personal touch. It is not always a major sit-down. Guys don't like to come up here (to his office), to be honest with you. They don't. They don't want to – 'Uh-oh, the head coach's office.' But you can catch a guy in the hallway, you can open the door of a meeting room and he's in there by himself. It's just trying to figure out maybe somebody's down, maybe somebody's got some problems. And I don't always get it right. You never do."

Q: Tuck talked about this, but did you feel that in trying to play through his injuries he was putting too much on himself? And you said "Look, you can still help this team."

Coughlin: "It was more than that. I wanted him to have fun. I wanted him to be him. I wanted to see his personality because he's got a great personality. He's a fun guy, but he didn't act like that. I just wanted him to understand how many blessings he has in this life, what he has going for himself. You're only young one time. He has so much to give, and somehow and some way, you have to find a way to deal with these other issues, but they shouldn't take away from who you really are."

Q: We talk so much about Victor Cruz and Jason Pierre-Paul and their emergence. Are we kind of seeing the same thing from Hakeem Nicks in these playoffs?

Coughlin: "Well, he's always been that way. He's made those kinds of things happen. It's unbelievable. We've always known this guy will catch the ball. He's going to catch it. The play he made last week and he's fast enough to run away from anybody chasing him and that's the key. Hakeem is a real good football player, and he's one of those guys who love to play. He doesn't like to play, he loves it. He likes big games, too, looks forward to them."

Q: Alex Smith is not mentioned with some of the elite quarterbacks you've played, but he seems to be doing everything well right now.

Coughlin: "He certainly will be (mentioned) after last weekend. He did what he had to do to help his team win. He made big plays down the stretch in all capacities. He really was a huge factor. Those passes that he made late in the game, two balls to (Vernon) Davis, he made three very good throws to Davis. He just played lights out. His run for a score, you see his athleticism. He acted like a runner, fast."

Q: Defensively, is Justin Smith the guy you always have to be aware of?

Coughlin: "He is a very good player in every capacity – rush the passer, play the run, smart. If they run, their line starts charging, he's probably as good as we've seen in terms of occupying two, so that one becomes free. He's unselfish in that way."

Q: Their punter, Andy Lee, is first in the NFL in both gross and net yardage and their kicker, David Akers, set a record with 44 field goals. What kind of advantage does that give them?

Coughlin: "Well, the one field position guy (Lee) is amazing. To have a net of 44.0 or whatever his net is. Can you imagine that? His net against us in the first game is 50 yards - that was his net. And Akers, he hits the ball like a howitzer. And he threw a touchdown pass this year. He's played well. And he's the best I've ever seen at the surprise onside kick."

The Coughlin Corner – Postseason Week 2

By Michael Eisen

EAST RUTHERFORD, N.J. – The Coughlin Corner, Giants.com's exclusive weekly interview with head coach Tom Coughlin:

Q: You have won three games in a row, the running game has improved, you've had no turnovers two weeks in a row and the defense is playing better. What happened?

Coughlin: "That was the whole point – to be playing our best football right now at this time of the year. Over the last few weeks we have, and I think that we've gained confidence. We've gained confidence from the fact that our defense has played well and our special teams have done their job and the trust in our quarterback has risen even higher because he's done such an outstanding job taking care of the ball. Even though we've had slow starts, we've been able to run the ball by the persistence that's involved in that, knowing full well that the defense is playing well."

Q: You mentioned the trust in the quarterback. If you talk to the players in the locker room, they said as long as we have No. 10 we have a chance. How important is it for a team to have that kind of faith in a quarterback?

Coughlin: "I just mentioned the word 'confidence' - that's what it does for the team. They have confidence that at any time, under any circumstances, he can lead us to accomplish whatever we have to accomplish. We've seen it this year late in the fourth quarter. We've seen it countless times in these second-half drives that have given us a chance to be in games or win games."

Q: I asked you last week whether you wanted it to be a normal week or a special week because you were in the playoffs. You said you wanted it to be a special week. As you go further, every week becomes more special. How do you get that point across to them?

Coughlin: "They understand that it's a natural buildup. We do talk immediately about keeping the dream alive and all things are possible for those who believe. So it is a natural buildup, and I think the guys, as the closer you get to the game, the more exciting it is – that's why it is so important to get your X and O work done. Get it done, get it learned, understand it, and then have the exhilaration of getting closer to the opportunity and yet have the confidence knowing that when you're put in the pressure positions or situations, once you truly feel like you understand what your responsibilities are, you can play to the highest level of your abilities."

Q: Anytime someone brings up 2007, you deflect it. The players, too. Have you told the players not to talk about 2007?

Coughlin: "We're talking about this team trying to remain faithful to the 2011 New York Giants and their quest to try to identify exactly who we are and what will be our historical significance in the history of this franchise."

Q: At the same time, you have 15 players who were in uniform for the 2007 NFC Championship Game. You played at Lambeau Field last season, but can they be helpful in explaining to the young players what they can expect in a playoff game there?

Coughlin: "Sure they can. And as I said, as you have the ability to make reference to, or to analyze and by virtue of a comparison make reference to, that gives the veteran guys a chance to explain it even further. So as they're watching tape together or as we're talking about the things we think are most important in order for us to win, as they can relate to that stuff, it makes a big difference. And I hope some of these young guys who naturally have been, however you want to view it, have been brought along as we've gone forward here and are battle tested, I'm hoping that some of these guys start to figure it out for themselves. It may be a first time in a place, but we have played in some very significant away games, and these young guys have had to perform, and they have helped us win."

Q: You won in New England, you won at Dallas, you won at Philly. What is the key in your mind of why the team plays well on the road?

Coughlin: "It's the mentality. It's the mentality, it's the spirit. It's the bond among teammates. It's the singleness of purpose. It's the mental toughness of the individuals, the ability to maintain their focus and concentration despite whatever goes on. It's not always going to be pretty or perfect, and you have to be able to rise up above the bad moments as well as the good and maintain an even keel and realize that it's a long game. It's a 60-minute game, and you've got to play well for a long, long time. Just one good series or whatever is not enough. Again, all three phases have got to help each other out."

Q: On the first touchdown drive in the victory over Atlanta last week, on fourth down, you decide to go for the first. Sometimes in the past you've gone for the field goal. Did you just want to send a message to the team about being aggressive?

Coughlin: "That's exactly what it was. We were playing good defense. It could have been a statement to go ahead and kick the field goal. But we felt, or I felt, we were in position. I felt like we were close enough that we would go ahead and utilize the strength of our runner and our front and pick it up and we did. That was a confidence booster as we scored very quickly after that."

Q: Is Brandon Jacobs running differently than he was early in the year?

Coughlin: "He's running well. He's doing an outstanding job. He's powerful. He's getting what he sees. He's running up in there with knees and thighs and elbows and shoulder pads. He's banging his way around, and he's doing a very good job."

Q: You never like to see a player suffer an injury, but if Mark Herzlich hadn't hurt his ankle, you might not have reached out to Chase Blackburn. He was sitting at home for four months and to come in here and play as he has, it's as if Chase has become the glue on the defense. Do you see that with him?

Coughlin: "Oh, I do. There's no question. I mean you talk about the guy who's the spirit of the team. He's running up and down the sideline cheering for the offense. He's cheering for special teams. When he's out and we're in a nickel or a dime situation, he's cheering for the defense. He's one of the most supportive guys on the field, and he's always been that way. He's always had a marvelous attitude about how he's approached everything. He's one of those guys that will do whatever you ask him to do. From the moment he got here, it was just like he never left."

Q: The other players have been pretty complimentary toward him.

Coughlin: “They should be. Plus, he’s been very significant in doing a great job against the run when you watch how he’s played.”

Q: As you analyze the game you played against the Packers last month, what do you have to do differently to win this time?

Coughlin: “First of all, you would hope to eliminate some of their big plays. You’d hope to have more. Certainly we don’t want to turn the ball over for a touchdown. But it was interesting. I thought the way that they played us was a little bit different. We still scored substantial points, but you really don’t want them to have the ball for as much as they had the ball. I think field position is significant, but it’s still the physical battle, making plays in the green zone for touchdowns rather than field goals. Kansas City beat them but was only one-for-five down there. So you’ve got many things. They ran a kickoff back on us out to the 40-yard line. We can’t let that happen. You just can’t let that happen. So there are lots of things that have to be tweaked and done better - the end of the game plays that let them have the opportunity that they had. They made two big chunk plays there and you just can’t let that happen. You have to, first of all, be aware of it – what they see and what they’re trying to do and where they’re trying to go and be in position to be a step ahead of them.”

Q: Some quarterbacks you want to chase out of the pocket. Some you want to stay in because they’re dangerous on the run. Where does Aaron Rodgers fit in?

Coughlin: “He’s athletic. He can move now. He’ll come out of the pocket. Look at the number of times he’s run. I think he’s got 60 runs this season. And he’s dangerous. He can extend the play. He forces you to plaster, stay on your people, stay on your people. He will run. He ran twice on us. You’d like to contain him. He did see it was ‘22 man’ and stepped up in there and ran one time and he got a big chunk. So he’s athletic. He gives them that other dimension. We’ve got to rush and contain and push and have him in there where if we do a good job of coverage and we do have pressure, there’s really no place for him to go and he starts to think about dumping the ball off.”

Q: Defensively, everyone talks about the record number of passing yards they allowed. But I would guess you’re more concerned with the takeaways, especially the interceptions. Do they gamble a lot? How do they get so many interceptions?

Coughlin: “First of all, people are coming from behind all the time when they play them. So people are throwing the ball. You want to maintain your balance. But they will gamble, they will. In (Charles) Woodson, you’ve got a guy that’s seen it all. He studies, and he puts himself in position and sometimes he’s not buying what you’re selling and he goes to a spot and he’s good at chipping away at the ball and when you see that you have tipped interceptions. I mean 31 interceptions, plus-24 (turnover differential), is an incredible number, let’s face it. Most of us are trying to get to plus-10.”

Q: You mentioned the kickoff return. Last week, you covered kicks, particularly punts, well. Randall Cobb didn’t really hurt you on the punt return in the first meeting. When you look at him, against some of these other returners we’ve talked this year, where does he...

Coughlin: “He fits right in there with all the outstanding returners we’ve played against. He’s got a long kickoff return for a touchdown, a long punt return for a touchdown. He’s an aggressive runner, an aggressive ballcarrier, a dangerous guy, another weapon that, quite frankly, you’ve got to do the best you can to try to neutralize.”

The Coughlin Corner – Postseason Week 1

By Michael Eisen

EAST RUTHERFORD, N.J. – The Coughlin Corner, Giants.com’s exclusive weekly interview with head coach Tom Coughlin:

Q: You’re back in the playoffs after a two-year absence. Do you treat it like a normal week or do you emphasize to the players that this is a special time of year?

Coughlin: “No, I like the different feel. I like the idea that this is something special. This is the second season. There are only 12 teams involved in the tournament. So I like it to be upbeat, uptick, I like it to be an exciting week. I like the guys to be excited and emotional. I like to see a real energetic practice. I like the sense that this is what, in fact, you play 16 games for – to get to this point and be able to play, hopefully, many more games - four more, anyway.”

Q: In 2007, we heard the phrase many times at this time of year that you need to be at your best when your best is needed. Have you discussed that this week?

Coughlin: “Well, we’ve been doing that for two weeks. That’s exactly what we’ve done. We’ve already been in the playoffs. We’ve been in a playoff situation for actually three weeks. With the loss to Washington, it was an elimination tournament right there. So that’s been an important part of it, but it’s just been one part of it.”

Q: Two teams you had in Jacksonville (1996 and 1997) won their last two games heading into the playoffs. You won the last two games entering this playoff season. You’ve had success either way, but does it make a difference going in with a little momentum?

Coughlin: “I think each year is different. I don’t think there’s any way to just categorize it. You definitely would like to be winning, but it’s whatever the objective of the 16th game was and, in our case, it was a must-win. And what has happened over a two-week period here right at the end of the season is our defense has played better, and that has definitely helped the overall sense of confidence that occurs in our locker room.”

Q: The most noticeable improvement in the defense was the 11 sacks in two games after getting 11 in the previous seven games...

Coughlin: “And also stopping the run. We stopped the run the other day against a very good run team (Dallas), and we basically controlled the run in the 15th game against a team (the Jets) that makes their living by running the ball. So I think that’s the key thing, as well. You’ve got to stop the run first. And then you get after the quarterback, that’s what happens. If you can create the long yardage situations, then you’ve got an opportunity to rush the passer.”

Q: You said yesterday that this team is battle-tested. How does that manifest itself? Is it confidence when the game is on the line?

Coughlin: “That, plus the difficulty of the games. We’ve played against nothing but difficult, difficult opposition going way, way back. So it’s a team that’s faced this kind of opposition. I don’t know if that’s the right way to put it, but our team has been involved in vital games, games that must be won against very good football teams, and through the course of the second half of the season, game-in and game-out against teams that many of whom are in the playoffs. So that’s what we mean by that. We’ve played against very, very good opponents, and we have that experience going forward.”

Q: You have 14 players on the current roster who were in uniform for Super Bowl XLII. Is experience more important at this time of the year? Do you rely on it more?

Coughlin: “You like to have the reference for your young players of guys that have done it, been in it, guys that are sensing the excitement of it, guys that when things are similar can relate directly to as they speak with their teammates.”

Q: You have a lot of important contributors like Victor Cruz and Jason Pierre-Paul that have no playoff experience. How do you get across to them that this is different than the regular season?

Coughlin: “You explain it all to them. Single elimination, which I’ve said we’ve been doing that for a bunch of weeks. But the idea of the quality of play, what is meant by each game that you play, how each team that’s in the playoffs seems to find a way, that all of a sudden all the hurts are put behind people and they realize the idea of getting to the playoffs, of how difficult it is, how it is not something that just naturally comes your way. You have to really work hard to earn that opportunity. So with that comes the knowledge and responsibility of preparing better than you’ve ever prepared before, playing with great effort, of being physical, being as physical as you possibly can. You know this time of year, the way games are won you can’t turn the ball over. All the things we stress all the time, but now they become an extra emphasis.”

Q: The cliché is that you have to run the ball at this time of year. Obviously, you haven’t run the ball as well as you would have liked. But do you think that’s still true or is winning more dependent on quarterback play around the league?

Coughlin: “I can’t speak for other teams. You can look at the statistics. You’ve got a guy (Drew Brees) that threw for 5,500 yards. You’ve got a lot of people broaching 5,000 yards, to be honest with you. But I still believe that you have to have balance. In order to take advantage of all the opportunities that you present for yourself, you’ve got to have balance. You’ve got to be able to run it. You’ve got to be able to give some benefit to your offensive linemen for being able to run the football, and you have to be able to – when you have those critical possessions in the green zone – you’ve got to be able to execute the run as well as the pass. And you’ve got to keep the defense off balance in terms of what your plan is, what you’re trying to accomplish here. So I do believe in that, I believe also that mentality helps your defensive team because they have to stop the run.”

Q: You did reach 100 yards in four of the last five games. Have you seen an improvement in the run game?

Coughlin: “I’ve seen a persistence, that’s what I’ve seen. I’ve seen a persistence. I’ve seen – they’re not all pretty and they’re not all successful, but it’s ‘Stay with it, stay with it, stay with it.’ And what has happened that has allowed us to do that is how the defense has played. The defense has played better, and it’s allowed us to do that.”

Q: Atlanta’s Michael Turner rushed for 1,340 yards this season. How important will it be to stop him on Sunday?

Coughlin: “Can’t let him get going, can’t let him get started. He is tough, he is tough. He’s low to the ground and his shoulders are square. He’s got size. He’s got pop. He’s got big legs. Your big people have to try to do a great job of keeping him in front of them and taking some of the sting off of his runs so that the people in the next row or the back row can help get him down.”

Q: Defensively, the Falcons are not terribly big, but they’re quick.

Coughlin: “They’re quick, they’re explosive, they’re powerful, they’re fast. They run to the ball well, and their linebackers are fast. Their front is fast. They have a premier pass rusher in (John) Abraham. Their corners play well, real well. At strong safety, they have a hitter in (William) Moore.”

Q: I don’t think there’s a player quite like Eric Weems, who returns punts and kickoffs and is also one of their leading special teams tacklers.

Coughlin: “That’s right. He’s a gunner on special teams. He tackles on special teams. He runs the punts back. He runs the kicks back. All of a sudden, you look he’s got a special play on offense. He plays receiver. He is something.”

The Coughlin Corner – Week 17

By Michael Eisen

EAST RUTHERFORD, N.J. – The Coughlin Corner, Giants.com's exclusive weekly interview with head coach Tom Coughlin:

Note: In 1996, Coughlin's second season as Jacksonville's head coach, the Jaguars had to defeat the Atlanta Falcons on the final day of the season to make the playoffs. Morten Andersen, who scored more points and kicked more field goals than anyone in NFL history, missed a 30-yard attempt with four seconds remaining. The Jaguars won, 19-17, to secure their first postseason berth.

Q: You play the Dallas Cowboys this week in a "win-you're-in, lose-you're-out" scenario. You've been coaching in the NFL since 1984. Is the Morten Andersen game in Jacksonville the only other time you've coached a game in which a victory puts you in the playoffs and a loss ends your season?

Coughlin: "It was the same kind of deal. Win and you're in, lose and you're out."

Q: What is it like to play a game like this?

Coughlin: "It's the all-or-nothing idea. I don't talk at all about the other situation. You just have to win. There's no margin for error in something like this. But it's been like that for two weeks for us. It's no different."

Q: A game like this, all the games you've coached, I don't know if nervous is the right word but do you get a different feeling? You always say you sleep well the night before a game...

Coughlin: "Playoff game. It's a playoff game. It's been that way for two weeks for us. We approach it exactly the same way. You appeal to the players and the players know that whatever is necessary, whoever is needed, whoever has to play whatever position, it's all go. There's nothing being held back. It's exciting, no question about it. And it's what you prepare for year-round – to get in a position like this. You can't do anything about what's happened in the past, but what you can do something about is what's going forward. So take advantage of the opportunity."

Q: In the back of your mind, did you think the division would come down to this game?

Coughlin: "Well, I think back when we beat them (on Dec. 11), I did. And then moving on, you just figured you've got to keep winning. The Washington situation was definitely a setback to my approach to what I thought might happen, but in reality, it was always, 'We're going to have to play Dallas again.'"

Q: On Wednesdays, you customarily introduce the opponent to your team. You had just played the Cowboys three weeks ago, so ...

Coughlin: "It doesn't matter. I told the coaches I want this treated just as if we don't know anything about them. Everything that is known, I want it all gone over. I want the details all done. I'm going to present the Dallas team, naturally, all the changes since our game. But we're going to approach it just exactly the same way."

Q: So you treat it as if you haven't seen them in a year?

Coughlin: "I treated them like I treat everybody. I give them every bit of information that we can make available to them so that they know as much about the opponent as they possibly can and anything that will help them in their opportunity to play well."

Q: When you play a team twice in four games, does it become a chess match with the coaches?

Coughlin: "Well, yes. It's what their changes are going to be and what ours are going to be. What are they going to do differently? What are we going to do differently? And there will be significant differences in the game, perhaps not to the naked eye, but there will be."

Q: Are there always significant differences when you play two games against a team so close together?

Coughlin: "From my standpoint, there are. I can't speak for anybody else. And it's all situation-oriented. Sometimes you don't get the situation, but you don't see anything different. But if it's a normal circumstance, you'll see something different."

Q: Conversely, you want to do what you did well the last time.

Coughlin: "What you do is you approach the game from looking at what they did well, what you did well, what they didn't do well, what you didn't do well, try to improve what you didn't do well and you try as hard as you can to anticipate what they will do in order to improve areas that they did not perform well. I mean, you're doing the same thing with your own team. What can we do to improve the areas of our team that fell short in what we were attempting to do?"

Q: You mentioned that the defense practiced well last week. Do you think that was a big reason the unit played better in the victory over the Jets?

Coughlin: "Absolutely. It wasn't just the way they practiced, it was the spirit. It was the way they went about it. It was the obvious intent, the purpose. There was greater purpose. It was a demonstration of greater purpose. It was a very significant upgrade in the intensity with which we practiced."

Q: You had one practice (Wednesday). Did you see that carry over?

Coughlin: "It'll come. It will build. You'll see it. It'll build as you go along."

Q: I'm sure it's good to get Osi Umenyiora back. I don't know how much he'll play, but when you talk about what he brings – turnovers, pressuring the quarterback and just the fact that some of the other linemen can get more rest – is it safe to assume having him back helps in many respects?

Coughlin: "You add another significant, very, very good football player to the mix. Because of that, you do increase the opportunities to get to the quarterback, to create the turnovers, to put more speed on the field, to do all those types

of things. Just like we talk about, whatever time of the year, the more you have the better you are. The more players of an outstanding caliber that you put on the field, the better off you're going to be."

Q: This seems to be the time of year you're often losing players. It must be a nice change to get one back.

Coughlin: "It is. That's why I say it's that time of year. It is that time of the year, and when you start putting it into perspective of playoff games, there is a rejuvenation. There is an attempt to get out of the training room."

Q: I know the Pro Bowl is not your favorite event. When Eli Manning and Jason Pierre-Paul were selected this week, were you happy to see them get recognized?

Coughlin: "I was happy for them because they have played very well and they're being recognized for it. I would think that there isn't anyone that has anything to do with our league that isn't aware of the level of outstanding play. I'm happy that they were recognized and I'm further happy that they have distributed to the other members of their team, their franchise, the idea that it's a team game."

Q: You were asked about Hakeem Nicks' drops and Eli's last two games, which didn't match his earlier production. It seems they go hand-in-hand. Nicks hasn't caught the ball well, so it reflects on Eli. I would assume you need both of them to step up this week.

Coughlin: "Everybody. The entire team has to play at a higher level. You have to bring all the emotion, all the passion, all the heart. When you play the game with the descriptive words that I've just utilized, it's very obvious, and really when I see people performing at that high level, they're not subject to the emotional ups and downs. They play their way right through that type of thing, and that's what has to happen in a game of this nature."

Q: The last time you played Dallas you had to prepare for (running back) DeMarco Murray, and you got a heavy dose of Felix Jones. Now you get to prepare for Jones. Does that change anything you do going into the game?

Coughlin: "No. He runs the ball very well. He utilized both his power and his speed. He runs well behind his blockers. He does catch the ball out of the backfield for them, and he knows he's the guy right now. And you can see it in the quality of his play."

Q: Tony Romo had a big game in the last meeting. You expect him to be healthy. As you look at the tape, did you see things that are correctable in defending him this time around?

Coughlin: "Yes, obviously. The two mental errors that caused the breakdowns for big plays down there, you want those eliminated, period. There's always tremendous room for improvement, and that's no different in this game – on offense and defense and special teams."

Q: When you're on offense, is DeMarcus Ware the guy you have to be alert for?

Coughlin: "He's the obvious guy that rushes the passer with tremendous success. He comes by the respect that you grant him based on his performance. We see a number of their people play well. Jay Ratliff and Sean Lee and (Anthony) Spencer. And (Jason) Hatcher is having a very good year. Bradie James comes in the game, and you've got all that to deal with, too. You have a guy like (Terence) Newman who anticipates and studies and reads and tries to get a jump on what you're doing based on the picture that he sees as you come off the ball. (Mike) Jenkins is a very talented guy. So they have a lot of talented football players, and they do have the ability to put pressure on the quarterback. You have the guy (Ware), as you mentioned, with 18 sacks and 25 quarterback hits."

Q: They have eight different guys that have returned kickoffs. Now they seem to have settled on Dwayne Harris.

Coughlin: "He's a good-looking young guy. He comes off the practice squad. He's a receiver by trade, but his size is 5-11, 204 pounds of outstanding speed, runs low to the ground. He's physical, does deliver a blow, and he does fit that mold very well. I'm sure if (Kevin) Ogletree comes back, they may use him back there as well."

The Coughlin Corner – Week 16

By Michael Eisen

EAST RUTHERFORD, N.J. – The Coughlin Corner, Giants.com's exclusive weekly interview with head coach Tom Coughlin.

Q: If the football gods had come to you before the season and told you with two games left you'd have control of your postseason destiny...

Coughlin: "I'll take it. You determine your own fate in the last two weeks of the season? Let's take it. That was exactly what I said to our team at the beginning of this week. This is a great time of the year. It's an exciting time of the year. It's a spirited time of the year, both on and off the field. Take advantage of it. You're young, these opportunities don't come around very often. I told our players I wanted their heads up, I want their eyes up, I don't apologize for one thing, they shouldn't either, okay? I don't spend any time at all on last week's game. This week's game is much, much too important. It's a short week. What I want them to do is understand that the great thing about our game is you get a chance to line up again – and it happened more rapidly than normal this week. So that's the mindset, and we know the nature of the game. We know that the atmosphere will be incredible, that you have to win the physical battle. You just do. That's the nature of the game, and I think that our players understand that.

"It's very challenging. The Jets run the ball very well. They have an outstanding runner in (Shonn) Greene. They want to pound it up in there with a nice lead fullback, their wide receivers are involved in blocking, their tight ends are involved. They use the tight end, the big lineman (Vladimir) Ducasse, he becomes their extra tight end. So it is challenging, but nevertheless, it's something that has to be done. And if you want to be a team that advances and has an opportunity, then so be it. It's about to take place. But it's a team game and the Jets have created many

opportunities for themselves by their 28 takeaways, by their kicking game, their kickoff return team has had seven over 40 yards. They constantly take advantage of positive field position. You can't let that happen. You have to make them drive. Punt the ball inside the five. Make them drive the ball the length of the field. They're going to run it. They're going to throw play action passes. They're going to throw that quick play action pass to the X (split end) that you saw last week, you're going to see that. They're going to try to throw the quick game. They're going to try to stay away from opportunities to put the quarterback in jeopardy.

"But we've got to keep coming. It's been a while since we've had a bonanza – as I call it a bonanza sack game – it was Miami, which is the last time we had five. You've got to get after the quarterback. When you study, he has 20 turnovers himself. He has seven fumbles and 13 interceptions – Mark Sanchez. You've got to get after the quarterback, create an uncomfortable situation for him, maybe cause him not to see that well, get after him, those kinds of things. And put the pressure to be extremely accurate and then, hey, turn the ball over, get the takeaways. That's exactly what has to happen. They've had some giveaways with their returners. They put the ball on the ground, and people have been able to come up with turnovers in that aspect of it as well. So it's not a difficult thing to talk about the formula. The difficult thing, of course, is to execute."

Q: You just answered about six of my questions. I know as a coach you work hard on motivating your team. Is this a week where the players are well aware of what's at stake, they know the opponent, it's a local rivalry. Do you have to do as much in that area this week?

Coughlin: "We always do as much. We do everything we possibly can every week to point out all of the special ingredients that form an idea for extra inspiration and motivation, but also plot the keys to how you can go about beating a particular team. They're there for our players. And we do it week in, we do it week out. We do the same approach for Green Bay, for Dallas, right down the line, New England, you name the game. We've done it for the first Philly game, we did it. It's consistently the way we approach it, and that's just what I consider to be the responsibility of the head coach – to make available to the players everything they need to help them perform their job at the highest level. That's what we try to do as coaches. But, yes, you've zoomed in on this particular week. You keep from saying this most of the time as a coach, but this is a playoff atmosphere. It has to be. It's win and in and it isn't a pretty thing if you don't. I don't have any problem talking about that and putting it exactly where it is. And this is what I did with our players on Tuesday. I stood before them, and I don't know what they were expecting – probably some backlash from the previous game. I said nothing about that. I said, 'Gentlemen, get your heads up, get your eyes on me, get the frowns off your face. You've created the greatest opportunity in the world for yourselves if we win two games. Win the division and we're in the playoffs. And that's exactly what the goal was at the beginning of the year.'"

Q: You're making this game like a road game. You're staying at a different hotel.

Coughlin: "We have to."

Q: You have to?

Coughlin: "We share that hotel (with the Jets, so the home team stays there the night before a game)."

Q: You play well on the road. Is there some advantage to having that road routine this week?

Coughlin: "We're here. We're home. We're playing in the same stadium. It's the Jets' home game. It will be treated... we documented this in our literature for the players, it's a road game. We're on the road. I've had crowd noise all through practice. We've done all of those things."

Q: Did you see progress in the defense last week? There were no plays longer than 20 yards, no run longer than 14 yards.

Coughlin: "As the game went on, definitely. Once the score was 17-0, I think there wasn't any doubt we did things better. And that was a good thing. But you certainly don't want to be down 17-0."

Q: You mentioned you talked to the captains and the leadership council this week. After the game last week, you were asked about Prince Amukamara's readiness. But you have a lot of veterans on that defense – Tuck, Canty, Rolle, Boley, Grant, Webster, Ross. Aren't those the guys that really need to step up?

Coughlin: "No question. No question. No question. And we've had conversations this week with some of our players and it's really been about that. It's been about...the interesting thing is that all of us love what we do or we wouldn't be doing it. You're supposed to enjoy this, and you've got to go with every fiber of your being and enjoy the opportunity that you have. I am talking to our players about that kind of stuff."

Q: Earlier in the season you had some difficulties offensively on third down and you said it was more of a first and second down problem, because you were leaving yourself a lot of third-and-long situations. Defensively, you've struggled the last few games on third down. Is that also a first and second down problem?

Coughlin: "Well, it is, but we still have a problem with third-and-long. Let's face it, unfortunately it provides a negative feeling on you if it's third-and-11. They converted a third-and-17 on us last weekend and it was a touchdown drive. If we make the stop there, they're out. That score is already down at the 16. That's the thing that's just frustrating as heck. And lots of times, this in particular was not a long play. It was about a six-yard throw and catch and the guy makes someone miss and runs for a first down. We weren't very close to him, and we certainly didn't tackle well. All you had to do is make a tackle and they make 16 yards, they're still going to punt."

Q: You mentioned the other day that Jake Ballard is probably not going to play. Do you think that Bear Pascoe and Travis Beckum can fill that role at tight end?

Coughlin: "They have to. They've got to. They've got to take on that role, and they've got to play well whenever they're given the opportunity. Our team needs those guys to step forward."

Q: I know Eli Manning doesn't read the papers, but it seems every one of them has had a story this week that he has to play well for the Giants to beat the Jets. Do you talk to him and say he doesn't have to put it all on his shoulders?

Coughlin: "I don't because he wants it like that. He should want it like that. But in reality, he has to have contributions from everyone in order to do his job, to be in position to where there can be some patience executed and we don't make those throws into traffic and we can go ahead and move the ball or punt the ball. So everybody has to contribute. Eli is the quarterback. He's had a very good year. Naturally that's what's being said, and that's just the nature of what we do. The quarterback is extremely, extremely critical to your opportunity to win."

Q: David Baas has practiced this week and looks ready to return after missing three games. With the offensive line, you often talk about chemistry. When you're deciding who's going to play, is chemistry considered or do you simply look for the five best players?

Coughlin: "There's an awful lot of that sheer camaraderie that you look for, and it very, very many times is a product of the offensive line. So, yes, it's a thought. It's a consideration, but we have to also – because of the nature of our game and because of the nature of the depth that you have to have, which has been magnified this season for us – we have guys contributing. But we need to have the best of our players available and utilize them properly. That's what you do."

Q: The Jets' defense uses many different formations and exotic blitzes. What is the key to playing them when they have so many personnel groupings and movements prior to the snap?

Coughlin: "The key is the tips that you have on the recognition of the packages that are in there and then how you go about protecting based on those packages. So there's recognition, certainly. There's certainly a lot of study before that, which our people have done. You just hope that you're all on the same page. Their objective is to create confusion and cause the offensive team to have issues with the placement of personnel – who it is – and then the pressure packages. From the standpoint of the offensive team, you have to find a way in which you identify and then communicate exactly what you're looking at so that everyone knows not only how you're going to pick up those people that you can, given five offensive linemen, a back, sometimes a tight end. But if it's outside the realm of that, then who's responsible for the hots and the sights and the quarterback getting the ball out of his hand? So there's a lot to it, and it's cumulative, just like everything else."

Q: Offensively, one thing that stands out is their success in the red zone, where they have the league's highest touchdown percentage.

Coughlin: "They do lead the league in that particular area. They run the ball very well. The quarterback has five running touchdowns, so they use him as well. They pound away and do what they do out on the field – try to take advantage of their run-actions when they do throw the ball and the ball comes out of the quarterback's hand fast. They try to create the down and distances they need by virtue of the run."

Q: We've talked all year about returners and now you're facing Joe McKnight, who has the NFL's highest kickoff return average.

Coughlin: "Week after week, we've played against the best in the damn league. So they take a lot of pride in their kickoff return unit, which is third in the league. So it's just another challenge. Last week we played against the number one kickoff coverage unit in the league. This week it's the number three kickoff coverage unit in the league. It's the number three kickoff return unit in the league. They take a lot of pride in that, and their flagship team is their kickoff return team. They've had a lot of success with it, and they do have multiple returners back there who have made sizable contributions. When you look at their averages, the two top returners, you kind of go 'Whoa, wait a minute now.' One guy (McKnight) has a 107-yard return"

The Coughlin Corner – Week 15

By Michael Eisen

EAST RUTHERFORD, N.J. – The Coughlin Corner, Giants.com's exclusive weekly interview with head coach Tom Coughlin:

Q: What does it mean to have control of the division race and control of your playoff fate with three games to go?

Coughlin: "We've always preached to our players you have to take care of your own business. You don't want to ever rely on someone else. So we're in a position where that's really what it is, what I call 'being in position.' We're in position, and now we've got to perform. We have a three-game schedule. Each game is critical, and it's December in the National Football League. If you were going to design it, you would design it this way."

Q: In the last month, you have played games against some of the NFL's best teams, including the emotional win in Dallas on Sunday. Several players in the locker room were asked about the potential for a letdown this week against Washington, which is 4-9. I would imagine with the time of year, what's at stake, and the opponent, you think that's ridiculous.

Coughlin: "Well, they beat us the first time around. That's a pretty good indication of how I feel about it. I told the players, I told the media, I told everybody – don't be fooled by their record. They've challenged everybody, literally. Look at their two Dallas games, overtime and 18-16. Look what they did with the Patriots the other day. They had 36 minutes-plus time of possession against the Patriots, had the ball at the five-yard line second-and-goal to tie the game and didn't get it done. They had a penalty and threw an interception. They've played, even against the Jets, the score doesn't look like it was a close game. Believe me, it's 16-13 in the fourth quarter and they're in the lead. They're a

good team. They're scrappy. They're outstanding. They're 10th in the league in defense. They are very good in the red zone. They are physical. They've got the run game going again, which when we played them the first time around they rushed for 74 yards against us. Against the Patriots the other day, they rushed for 170. So it'll be a tough divisional game."

Q: The other day when you fell behind 34-22 after an interception and a long touchdown pass in rapid succession, what was it like on the sideline after those two plays?

Coughlin: "I didn't notice anything different. I went to the offense and I told Eli we'll be on the ball and we've got to go fast. I mean we had five minutes and 41 seconds. So he nodded his head, the offensive team went out there with the idea of scoring and just giving our team a chance. We did score with enough time fortunately to be able to make the call on whether to onside kick or not. That was huge in the game. We kicked off, touchback, and went three-and-out, got the ball back, put pressure on the punter and got the ball back. There was plenty of time if we did things the right way."

Q: Eli Manning said coming from behind all the time in the fourth quarter is a bad habit. But is it good in the sense that you're never out of the game and you've shown you can win under difficult circumstances?

Coughlin: "It's good to be able to rely on your two-minute offense to give you a chance to come back from behind and score. And that kind of pressure in the fourth quarter is what we talked about in the preseason – about finishing. We hadn't finished in a few games. We were close a couple of times, but we didn't get it done. So we made a big, big point of finishing again last weekend, and we did. We finished the right way."

Q: In some ways, this is not a typical Tom Coughlin team because you're not running the ball well and the defense is not as strong as it's been. But is it a typical Tom Coughlin team in that you do whatever it takes to win?

Coughlin: "We saw it the other night. We scrapped and we fought and we created some situations for ourselves. Yeah, it wasn't going very well, but we did run the ball 31 times. We had the ball a lot, and we moved the ball a lot. We had a lot of yards, and they did, too. It was one of those deals where I think what we have proven is that in a short amount of time we can take it down and score. And that's really critical when all these games are so close. Now we've also allowed the other guy to put himself in position with not much time, which is bothersome to me. But, nevertheless, it's something we do have to deal with."

Q: Eli threw 47 times and was not sacked. You ran the ball 31 times with a five-yard average. Was that the offensive line's best game in a while?

Coughlin: "They played very well. They were very, very solid. You have to remember that whenever you have a game in which there are no sacks against a team with that kind of prolific rush – one guy (DeMarcus Ware) has 15 sacks, for crying out loud – you're doing something right up there. And what you're doing is your five are playing very well. Your tackles are obviously challenged and playing well, but you've got your tight ends involved. Your backs are involved in your protection schemes. Your quarterback is doing a pretty good job of directing the protection scheme. And then also Eli moved around and was able to avoid with some very timely movement in the pocket and outside of the pocket and threw some outstanding, very accurate passes coming out of the pocket, particularly the ones right on the boundary."

Q: Eli's preparation doesn't get a lot of attention. He'll come in here on a Tuesday (the players' day off) and spend hours in that little room looking at the upcoming opponent. How important is that in your mind and do you confer with him on Tuesday?

Coughlin: "He does that with Sully (quarterbacks coach Mike Sullivan). Most of the time I catch him when he's just getting ready to go in. So I just tell him a little bit about what I've seen and what he should kind of be looking for. But he's done this since his rookie year. He sets his day up and he has his family time and then he sets aside time for his strength program. He does a big chunk of that on Tuesdays. And he'll have lunch with somebody, whether it's another player or something like that. Then he locks himself in the room for any number of hours and he'll catch up with Sully. Sully will go grab him and give him maybe first and second down. He'll slide it to him, and maybe about nine o'clock we'll fax him some of the third down stuff, if not all. So he's always at least one full day ahead of where we are in terms of presentation."

Q: How important is it for Eli to get ahead like that?

Coughlin: "It's very important, because obviously he has his own thoughts and he's already prepared with questions and so on and so forth about what he feels or what he sees and how we would address it. So in order to get the kind of feedback you're looking for as a coach, for him to be ahead like that is a good thing."

Q: You've been asked a lot about Jason Pierre-Paul. But from the sense that he came in so raw and it seems you can see him improving game by game – if not by series - have you ever had a player improve as rapidly and markedly?

Coughlin: "Probably not, no. I would say not. But you have to know this is a very unique case. The young man had not played a lot of football. Under difficult circumstances I'm sure, one of the great things about him is he is a young man who is very humble. And while his and our expectations are extremely high, he's very coachable. He's very good with (defensive line coach) Robert Nunn and his position meetings and (defensive coordinator) Perry Fewell. He's very, very good with them. He's very good with his teammates. But the beauty of it is he just keeps on working, keeps on going, keeps on going. You'll see some series and say, 'Where is JPP?' All of a sudden, boom, he makes a play, like the sack on the safety to start the game. Actually, it looked like Romo was going to be able to stay up but he wasn't."

Q: You were asked about the pass defense the other day and called it a "grave concern." At this point in the season, what can you do?

Coughlin: “Just become more sound and stop with the errors. Be in the right position at the right time. Communicate well with each other without any type of misunderstanding. That’s really what you want. Again, continue to really take what we do best and try to continue to do that and also whether we come with pressure, no matter how many it is, guys realize that they’ve got to get home. The Giants have always banked on that as a big part of our pass defense.”

Q: This one is a little out of left field, but it’s something I’ve been wondering about. Since I’ve been around here, when there’s a timeout the quarterback will go over to talk to the coaches on the sideline. When you call a timeout, Eli stays on the field.

Coughlin: “He’s on the receiver (listening to offensive coordinator Kevin Gilbride).”

Q: Can he talk to you?

Coughlin: “He doesn’t talk to me. He occasionally will call him over, but he gets what he wants right there. All you’ve got to do is listen to coach-to-quarterback.”

Q: But can he talk back to Kevin?

Coughlin: “He just acknowledges it from the field. I talk to him when he goes to the field or I talk to him when there’s something like when there’s a timeout or something when we’re in the green zone and he comes over. My discussions with him are about scope – how many timeouts, what’s the circumstance, is there any chance we’re going for two, make sure you don’t take a sack here, those kinds of things. Those are the things I give him, that kind of stuff.”

Q: Has (rookie running back) Roy Helu made the Redskins more balanced?

Coughlin: “He has. He has three 100-yard games in a row. They started the year wanting to run. They got a little bit away from it. They made a quarterback change. They’re back to the quarterback, back to trying. They did an outstanding job, I thought, last week. You talk about a team that did a nice job of game planning. They did an outstanding job against the Patriots. They’ve done a good job adjusting to the fact that their first two tight ends are no longer there. (Logan) Paulsen was the third in the beginning, he’s the one now.”

Q: You mentioned DeMarcus Ware with 15 sacks, but this team is a little different. They have four guys with at least five sacks.

Coughlin: “And two with over six. Yeah, they do. But the big guys are those outside backers (Ryan Kerrigan and Brian Orakpo), just like they were last week. Barry Cofield has 2.5 sacks.”

Q: A lot of guys to pay attention to.

Coughlin: “Always. Last week, what are you going to do about (Jay) Ratliff? Ignore him? There are lots of people.”

Q: This is another team with a good returner, but Washington stands out because its coverage teams are very good...

Coughlin: “First in the league in kickoff coverage, seventh in punt coverage. They’re physical. (Lorenzo) Alexander is their number one tackler on special teams and he’s 300 pounds, or almost 300 pounds. They’ve always had a guy like that. You remember we had Tuck, we had JPP on kickoff coverage. Everybody wants one of those guys to be a part of your coverage team because it’s hard to block them.”

The Coughlin Corner – Week 14

By Michael Eisen

EAST RUTHERFORD, N.J. – The Coughlin Corner, Giants.com’s exclusive weekly interview with head coach Tom Coughlin:

Q: You’re going to Dallas with first place in the NFC East at stake. For you, is anything better than a pennant race in December?

Coughlin: “No, it’s exactly what the plan was way back when, and it’s a reality now. The very beginning of training camp our theme was ‘finish.’ And that theme has been reinforced throughout this week with our team in terms of we’ve got to finish as a stronger team. We have to finish the task at hand. We have to win the fourth quarter. Every game is tight, hard. I mean, look at our season. Early in the season we won many, many games at the end of the ballgame. In the last four-game stretch, we’ve had a chance to win three of the four games at the end of the game – literally the last play of the game. So we know very well the nature of our season and the way in which the games are played and won and lost at this time of the year. The emphasis, again, becomes ‘finish’ - finish stronger, finish better. We studied ourselves in the offseason, and that was a huge theme. It’s never more important or vital to be reinforced again than right now.”

Q: A lot of the players came out of the game the other day almost with a renewed confidence. They believed their prospects were good after losing to Green Bay. Do you believe a loss to an outstanding team can help moving forward? And did you believe that before 2007?

Coughlin: “You have to start with the basic understanding that this is professional football. There’s no solace in playing well and losing. But, but, in the case of the Green Bay Packers...they were 11-0 – they had had some close ballgames, now, particularly on the road – so we analyzed this thing very closely and we felt good about our chance and our opportunity. In a lot of ways we did a lot of things exactly the way we wanted them to go. But, again, we didn’t finish the game. We wanted to finish the game, but we did play against an undefeated team with a passion. We played from the heart. We were physical. We did a lot of the things we intended to do in the game, and so my quest for our players is give great effort. Be the best you can be and we’ll see how it’s decided on the field. In my opinion, we didn’t lose the game. They had the ball last.”

Q: This late in the season, especially with so many players injured, do you shorten practices and try to do more work in meeting rooms?

Coughlin: “We do the same as we always do. We try to – there are many teams and I’ve studied this over the years. The Pittsburgh Steelers have won, what, how many Super Bowls, and been in one, in the last few years. Since we won one, they’ve been in it twice. They don’t change anything. They have the same number of reps at the end of the year as they do in the beginning of the year. We’ve done all the research. I will do whatever I have to do to make sure that our team – to the best of our ability – is ready to play on Sunday. So I change up within the nature of the practice, but you do have to get your work done. And that’s all there is to it.”

Q: Mitch Petrus’ name had hardly been mentioned this season before he made an emergency start last Sunday. Do you periodically throughout a season go up to a player like Petrus and say, ‘You have to make sure you stay ready, because you never know when we’re going to need you?’

Coughlin: “It’s a constant theme. Preparation is a constant theme. Preparation, meeting opportunity, is a constant theme, and there are many parables and highlighted stories to indicate the importance of that. We have one, a living story, a living proof of that right here within our midst in terms of a young man who came to the stadium and didn’t even know he was going to get a suit. Not only did he get a suit, he played the whole game at left guard.”

Q: He said that Coach (Pat) Flaherty told him that he was playing. Did you also talk to him prior to the game? Or did you think you might make him nervous if you did?

Coughlin: “It wasn’t anything about nerves. I just encouraged him. And the other players really helped. (Chris) Sneec said to me, ‘We’ll be alright.’ And he was right.”

Q: Victor Cruz has well over 1,000 yards and he’s on pace to set the franchise record for receiving yards in a season. He’s been your most productive receiver - and at the end of training camp, we wondered if he was going to make the team. What did we miss with Cruz?

Coughlin: “We saw it. You saw it last year in the preseason against the Jets (when Cruz scored three touchdowns). This preseason was not nearly as memorable for Victor. He didn’t have any great games. He really didn’t have a lot of great practices. I think what he did is he matured and he grew up. He saw when (Brandon) Stokley came in here (in September, ostensibly to be the slot receiver) that this was a business. This is not a fraternity. This is the real deal here. And he saw that, ‘You know what, I could be on the next bus out of here.’ It’s about production, and he bore down and he didn’t get many opportunities then. Then when Stokley was injured (and eventually released), he got his chance and he took full advantage of it. To his credit, he’s continued to do that, continued to work hard, continued to be humble, and realized that there’s another young man – it took a while, I’ll be the first one to tell you – but eventually when the opportunity came he did take advantage of it. I mean the Philadelphia game just jumps out at you, the first game down there (Cruz scored two touchdowns). He made, first of all, the first big play he made was right into a blitz, which we always preach about big plays into the blitz. And there was a great example.”

Q: Eli Manning has a chance to pass for 5,000 yards. We talked about Victor. Are you a passing team now?

Coughlin: “I think balance is the key. Believe me, I really do. I don’t think you’re going to win being one-sided. I don’t think anybody here does. You have to take the pressure off the quarterback some way. It can’t be an every-down situation. But we’ve been able to have some success throwing the ball and it’s obviously first and foremost due to the quarterback and the protection. So we take full advantage of whatever the weapons that we have are. It certainly has turned in that direction, but I still do philosophically believe in balance.”

Q: We talked last week after Chase Blackburn was signed and you said that he knows what he’s doing and has a smile on his face and plays hard all the time. And then the game came and he did everything that you said he was going to do. Is that a great example for all the young players?

Coughlin: “Tremendous example for the locker room, tremendous example. First of all, he had no animosity (about not being re-signed when training camp opened). When we worked him out, he was upbeat, had a big smile on his face, had an idea that he would be back here, also had an idea he might be someplace else. He worked out for a couple other places, but the day that he walks back in here, he’s upbeat and he’s the kind of guy that you better – you can see the energy, the positivity and the excitement there. The young guys, it’s a great example for them. They see a guy who is a veteran football player, who’s been through the wars and he’s so excited about playing again. How can you miss it? Because in reality that’s where it all starts. All these other things we build it up to be, it’s the love of the game. It’s the love of playing the game. It’s the competitive aspect that you’ve had from day one. From the time you were a high school player, there’s no other reinforcement. You weren’t paid to play. You had to have a true love for what you were doing, and the more passion that’s involved in this, the more successful the people are.”

Q: Travis Beckum made a tremendous play to score the first touchdown last week. When the season started, everyone thought he was going to be the receiving tight end. He has caught only two passes – is it because Jake Ballard emerged or ...

Coughlin: “No, Beckum got, unfortunately, the circumstance that’s plagued him his entire career – he was hurt. He was hurt for awhile. He was hurt for a long time and wasn’t practicing. So he missed out on a lot of opportunity for growth and development. We had a role for him, and in large part, that role was stifled at least for a couple of weeks and then Jake, some days, he might have been the only tight end. The same holds true for Bear (Pascoe). Bear went through that, too. He was the only tight end, and he benefitted by it.”

Q: You do a lot of offseason study on all your opponents. When you don’t play a team for the first time until Dec. 11, as you will in Dallas this week, how much has changed when you begin your game preparation?

Coughlin: “You’ve just got to go back and study where the people came from. You go and study Cleveland to study the (defensive) coordinator (Ron Ryan) and what he did, how his defense was constructed coaching in Cleveland. You do all of that work.”

Q: Does any defense spend as much time or effort moving around prior to the snap to try to confuse the offense as Dallas'?

Coughlin: “There are a lot of teams that play that way. This team certainly causes you to really look for the tips that you need just strictly for personnel. Their personnel groups they bring in the game, they have a whole cupboard full of variety and they use them all.”

Q: Is DeMarcus Ware a special player when you look at him on tape?

Coughlin: “Yes, and he’s being fully utilized, too.”

Q: On offense, is Jason Witten a unique tight end?

Coughlin: “Well, he has been for a long time. He’s a security blanket for the quarterback. He makes an awful lot of plays, and he’s in the middle of most everything. They also rely on him to help in protection, too. He seems like he’s done a lot of that this year.”

Q: I guess you don’t need to be reminded what Dez Bryant can do, since he returned a punt 93 yards last season.

Coughlin: “You saw him do it in the Miami game. They rushed him out on the field at the end of the game, and he ran a punt back 20 yards and created half the field position they needed. He’s powerful now. He’s powerful and he’s more explosive and faster than his timed speed, too.”

The Coughlin Corner – Week 13

By Michael Eisen

EAST RUTHERFORD, N.J. – The Coughlin Corner, Giants.com’s exclusive weekly interview with head coach Tom Coughlin.

Q: As a competitor, as someone who likes a challenge - I don’t know if “relish” is the right word -- what are your thoughts about playing an undefeated team this late in the season?

Coughlin: “It’s an opportunity, that’s what it is. You have to look at it as an opportunity. You’ve got to be bold. You’re coming off a bad loss, everybody is down on you, which is not the first time that’s happened to us. But this is about being a competitor, about a team that’s coming in here 11-0, a very good football team, a team that’s had some close games on the road that they’ve managed to win. When you really study them, the fact of the matter is they lead the league in points scored. You watch games in which people play them tough like Tampa Bay in Green Bay - they go for a surprise onside and don’t get it, it’s a touchdown. Later on, they kick a must-onside, they don’t get it, touchdown. That’s why the scores look like they do. San Diego throws two picks for touchdowns against them and loses, 45-38. But, yes, the thing I want to make sure our team knows is that Green Bay has a Super Bowl MVP quarterback (Aaron Rodgers) – and so do we (Eli Manning). And our guy is having a very good year, too. So this is one of those games that nobody ever expects you to win, and we’ve had them before. It’s at home and we’re excited. I’m excited very much about the opportunity to play this team and our team is, too. Hey, give it everything you’ve got, go out and give everything you’ve got. It’s not that dissimilar to other situations we’ve been in. Play your butt off. There is a formula. That formula works. You do those kinds of things, anything is possible. That’s why they play the games.”

Q: Whenever the team loses, you’re asked about the players’ confidence. Is that something you spend a lot of time thinking about, and as a coach, how do you gauge where the confidence is? Do you do it on a daily basis?

Coughlin: “I do it on an all-the-time basis. But the first thing that happens is when you lose a game – now I didn’t spend a lot of time on this game (Monday’s loss in New Orleans) because of the short week – but I did spend some time on four or five things. Then I have various means of people, my coaching staff, the people that are in constant touch with them – how are they in meetings, how are they in the weight room, how are they doing, how were they today? Because I really do believe, number one, I don’t like the idea of people who start with that ‘woe-is-me’ business, because I don’t deal with that at all. So when we talk about there’s no feeling sorry for yourself, that does not absolve people. That doesn’t do that. I’m not saying that at all. I’m saying deal with it like a man. You didn’t play very well and we got beat, and again we did the one side of the ball thing. The offense played well, the defense didn’t. Two weeks ago, the defense played well, the offense didn’t. It’s about time all three phases played together. And special teams had a chance. We had a kickoff return that should have been a touchdown. We had a blocker on the safety, and the safety made the play. It begs of ‘play to the whistle, play the play to the completeness of the play, finish the play.’”

Q: Two weeks ago, defense. Last week, the offense had a lot of yards. Is the most difficult challenge for a coach getting all three phases of his team playing well at the same time?

Coughlin: “Quite frankly, when you build a team up and you rely on all your sources, your penalties for the week, your mental errors for the week, your preparation time, what your coaches think – hey, we didn’t even have many penalties. Two weeks ago, getting ready to play the Eagles, we had some penalties during the week and that bothered me. That set me off a little bit. Last week, we didn’t have any penalties during the week. The coaches felt pretty good. We really felt we had a pretty good game plan, thought we had a good plan. So you do come to the end of the week and you’re doing this all the time and you’re trying to bring it right to the end, right to this spot (brings his hands up and together). And then you’ve got to go play according to the way that you’ve been prepared. And it falls short. Now the other team has good players. That’s not the point. The point is you do feel like you put your team in a great position to win, and naturally it comes right back to the coach – why didn’t we play better? I can give you all the arithmetic in the world,

but I didn't think it was a 49-point game. We gave them a couple scores. The rookie (Da'Rel Scott) fumbled the ball and they score and they score at the end of the game, which shouldn't have happened. But, nevertheless, that's it."

Q: You had an interception in the end zone on the first offensive series and now you haven't scored a first-half touchdown in four games. Are you frustrated by the lack of production in the first half?

Coughlin: "That's a constant question. That would have answered that question right then. We take it the length of the field, throw a touchdown pass, up 7-0 against this team at home. But it didn't happen. It's just as frustrating as looking like it might be 14-3 when they're on the minus-12 (late in the half). It's either going to be 14-3 or it's going to be 14-6. We should have held them, get the ball back with reasonable field position. Of course, they drive it and score. That's frustrating. That's, quite frankly, difficult."

Q: People look at the margin, but if you get that first touchdown, it could snowball a little bit, give you a little momentum and confidence.

Coughlin: "Sure it could. But let's face it, when you're playing against the number one offense in the league, playing at home, very similar to this (Green Bay) team, all kinds of firsts and seconds (in the league rankings), you've got to stop them. You do have to have stops in order for it to apply, even if it's going to be a momentum, momentum, momentum, momentum type game. You've got to be in position to do that. We did stop them after the (fake) punt debacle, but not enough. Then, when we come out in the second half and drive and score, it's 21-10. It's 21-10, come on, get a stop, let's go."

Q: With the short week, did you watch as much Green Bay tape as you would in a normal week?

Coughlin: "You have to do work on the road, preparing and waiting to play a Monday night game. I did a bunch of stuff on the plane on special teams. I did some things on offense and defense on Monday morning. We met all Monday morning, put together some first and second down thoughts. It didn't help us to arrive an hour later than than we thought we were going to arrive (on Tuesday morning). But anyway, that's the way it is."

Q: Michael Strahan was here Wednesday and talked to the defensive line...

Coughlin: "We all like to see him."

Q: Were you glad to see him come in and rally the troops a little bit?

Coughlin: "He's a Giant. He'll always be a Giant. It doesn't matter what he's doing for a living at this point in time. He's still a Giant, and he still has tremendous care and concern for what goes on and the players here. He's always interested in our players and wanting to see them, talk to them. Of course, he's very close to some of the defensive linemen, so he wants to get in there and talk to those guys, try to give them some of the thoughts he has or he had along the way in his career. One year he talked to me about how he didn't think he was getting any better and he only had a few sacks – so he tries to draw parallels like that. It's always good to see Michael because he's energetic and he's a natural, let's face it."

Q: People are pointing to the number of sacks you've had lately. Have teams used more max protections against you?

Coughlin: "Sure. You can see it, but it's expected. You can't talk about that. We still had plenty of pressures. Pressures are designed to create the one-on-ones. So if the pressures create the one-on-ones, even if they're not max pressure, we should be getting home. You bring five, how many guys can they keep in? There were occasions where they blocked stuff up and threw the ball down the field with play-action, sure. They go empty, and the two outside, the two people adjacent to the tackle, would chip release. But that's part of the game. That's what people do. They do the same thing."

Q: So you're saying even though they are...

Coughlin: "You've got to get home. You've got to get home. No matter what they do, you've got to get home. That's what you're paid to do – get home. It all starts up front, whether you're talking defense or offense. For the New York Giants, it starts up front -- offensive line, defensive line."

Q: You brought back Chase Blackburn this week. What do you see him doing?

Coughlin: "I see him coming back being a little bit of a spark right now. We need a spark. Our (roster) numbers are down. (Michael) Boley and (Mark) Herzlich (are injured). Quite frankly, our numbers need help."

Q: Chase has had a nice career after signing as a rookie free agent a month before training camp in 2005.

Coughlin: "What he is, is a guy who is a tremendous example. He's overcome everything I can think of. When we picked him up, he was on the street. And he plays hard. He goes for it. He understands his role. He studies. He works. He'll be the first one to do this, the first one to do that, and he'll enjoy it. He'll have a smile on his face when he's doing it, because he's grateful. He sees it better than a lot of them. Some of these guys believe that, hey, life in the cocoon, this is the way it is in the world. It isn't like that in the world. Grow up."

Q: Ahmad Bradshaw had an interesting take on his status this week. First, he all but guaranteed he's going to play. But he said, "I don't want practice because I want to be as healthy as I can for Sunday."

Coughlin: "He'll do some things (in practice). He can't overdo it, but he'll do some things. I mean, the guy hasn't been hit in forever. You've got to get in there, pass protect, you've got to see things. He's been in meetings and all that, but it's a lot different when you're going 100 miles an hour."

Q: As a rule, are you reluctant to play someone on Sunday who hasn't worked at all during the week?

Coughlin: "If he's ready to play, if he's mentally and physically got the green light and he's done some things during the course of the week, we'll see."

Q: Aaron Ross had a tough game the other night – allowing two touchdowns, dropping an interception and fumbling a punt. He’s a five-year veteran. Cornerbacks have to have the mentality to move on to the next play. With a guy like that, do you talk to him and say, “We need you?”

Coughlin: “You can’t ignore the facts. ‘Encouraging’ would be the word. We encourage. We’re encouraging everybody. We’ve got to pick ourselves up. What we did yesterday we have no control over. We do have this moment, and we can create the future by how well we do right now. So, mentally, we have to give ourselves every opportunity to succeed. And one area is our mentality. Obviously, we’ve had a blow to our self-esteem, but we’ve got to come roaring back as individuals and as a team.”

Q: Are the Packers similar to the Saints in that they have a hot quarterback, multiple receivers, more than one running back?

Coughlin: “It’s not the same offense, but the ability range of the players and personnel involved remind you a lot. You have a quarterback again that’s what, 127-point-something in quarterback rating and you’re facing them week to week. But you know what, that’s part of the business, too. As I said, we’ve got a guy that’s playing pretty well, too.”

Q: When you look at them defensively, I know they’ve given up 47 20-yard passes. Or do you focus more on the 22 interceptions? Are they baiting teams?

Coughlin: “Well, they do. They bait you. They go for the interception. They go for the turnover. They go for the score off of it, and that’s what they play for. They understand what they’ve got. They play with the lead a lot. People do have to try to match, and when they do try to match, you extend yourself. And when you extend yourself, they’re a big pressure package and they’re coming after the quarterback and they get people. Some of their disguises are very good and they bait you into making a bad throw and not recognizing the coverage. So all of that goes into it.”

Q: Another week, another great returner in Randall Cobb.

Coughlin: “Everybody’s got them. This kid has done really well. Of course, they started the season out so they knew what they had and they drafted him for that role and he’s fulfilled it. He’s done very well with it.”

The Coughlin Corner – Week 12

By Michael Eisen

EAST RUTHERFORD, N.J. – The Coughlin Corner, Giants.com’s exclusive weekly interview with head coach Tom Coughlin.

Q: As a competitor, as someone who likes a challenge - I don’t know if “relish” is the right word -- what are your thoughts about playing an undefeated team this late in the season?

Coughlin: “It’s an opportunity, that’s what it is. You have to look at it as an opportunity. You’ve got to be bold. You’re coming off a bad loss, everybody is down on you, which is not the first time that’s happened to us. But this is about being a competitor, about a team that’s coming in here 11-0, a very good football team, a team that’s had some close games on the road that they’ve managed to win. When you really study them, the fact of the matter is they lead the league in points scored. You watch games in which people play them tough like Tampa Bay in Green Bay - they go for a surprise onside and don’t get it, it’s a touchdown. Later on, they kick a must-onside, they don’t get it, touchdown. That’s why the scores look like they do. San Diego throws two picks for touchdowns against them and loses, 45-38. But, yes, the thing I want to make sure our team knows is that Green Bay has a Super Bowl MVP quarterback (Aaron Rodgers) – and so do we (Eli Manning). And our guy is having a very good year, too. So this is one of those games that nobody ever expects you to win, and we’ve had them before. It’s at home and we’re excited. I’m excited very much about the opportunity to play this team and our team is, too. Hey, give it everything you’ve got, go out and give everything you’ve got. It’s not that dissimilar to other situations we’ve been in. Play your butt off. There is a formula. That formula works. You do those kinds of things, anything is possible. That’s why they play the games.”

Q: Whenever the team loses, you’re asked about the players’ confidence. Is that something you spend a lot of time thinking about, and as a coach, how do you gauge where the confidence is? Do you do it on a daily basis?

Coughlin: “I do it on an all-the-time basis. But the first thing that happens is when you lose a game – now I didn’t spend a lot of time on this game (Monday’s loss in New Orleans) because of the short week – but I did spend some time on four or five things. Then I have various means of people, my coaching staff, the people that are in constant touch with them – how are they in meetings, how are they in the weight room, how are they doing, how were they today? Because I really do believe, number one, I don’t like the idea of people who start with that ‘woe-is-me’ business, because I don’t deal with that at all. So when we talk about there’s no feeling sorry for yourself, that does not absolve people. That doesn’t do that. I’m not saying that at all. I’m saying deal with it like a man. You didn’t play very well and we got beat, and again we did the one side of the ball thing. The offense played well, the defense didn’t. Two weeks ago, the defense played well, the offense didn’t. It’s about time all three phases played together. And special teams had a chance. We had a kickoff return that should have been a touchdown. We had a blocker on the safety, and the safety made the play. It begs of ‘play to the whistle, play the play to the completeness of the play, finish the play.’”

Q: Two weeks ago, defense. Last week, the offense had a lot of yards. Is the most difficult challenge for a coach getting all three phases of his team playing well at the same time?

Coughlin: “Quite frankly, when you build a team up and you rely on all your sources, your penalties for the week, your mental errors for the week, your preparation time, what your coaches think – hey, we didn’t even have many penalties. Two weeks ago, getting ready to play the Eagles, we had some penalties during the week and that bothered me. That set me off a little bit. Last week, we didn’t have any penalties during the week. The coaches felt pretty good. We really felt we had a pretty good game plan, thought we had a good plan. So you do come to the end of the week and you’re doing this all the time and you’re trying to bring it right to the end, right to this spot (brings his hands up and together).

And then you've got to go play according to the way that you've been prepared. And it falls short. Now the other team has good players. That's not the point. The point is you do feel like you put your team in a great position to win, and naturally it comes right back to the coach – why didn't we play better? I can give you all the arithmetic in the world, but I didn't think it was a 49-point game. We gave them a couple scores. The rookie (Da'Rel Scott) fumbled the ball and they score and they score at the end of the game, which shouldn't have happened. But, nevertheless, that's it."

Q: You had an interception in the end zone on the first offensive series and now you haven't scored a first-half touchdown in four games. Are you frustrated by the lack of production in the first half?

Coughlin: "That's a constant question. That would have answered that question right then. We take it the length of the field, throw a touchdown pass, up 7-0 against this team at home. But it didn't happen. It's just as frustrating as looking like it might be 14-3 when they're on the minus-12 (late in the half). It's either going to be 14-3 or it's going to be 14-6. We should have held them, get the ball back with reasonable field position. Of course, they drive it and score. That's frustrating. That's, quite frankly, difficult."

Q: People look at the margin, but if you get that first touchdown, it could snowball a little bit, give you a little momentum and confidence.

Coughlin: "Sure it could. But let's face it, when you're playing against the number one offense in the league, playing at home, very similar to this (Green Bay) team, all kinds of firsts and seconds (in the league rankings), you've got to stop them. You do have to have stops in order for it to apply, even if it's going to be a momentum, momentum, momentum, momentum type game. You've got to be in position to do that. We did stop them after the (fake) punt debacle, but not enough. Then, when we come out in the second half and drive and score, it's 21-10. It's 21-10, come on, get a stop, let's go."

Q: With the short week, did you watch as much Green Bay tape as you would in a normal week?

Coughlin: "You have to do work on the road, preparing and waiting to play a Monday night game. I did a bunch of stuff on the plane on special teams. I did some things on offense and defense on Monday morning. We met all Monday morning, put together some first and second down thoughts. It didn't help us to arrive an hour later than than we thought we were going to arrive (on Tuesday morning). But anyway, that's the way it is."

Q: Michael Strahan was here Wednesday and talked to the defensive line...

Coughlin: "We all like to see him."

Q: Were you glad to see him come in and rally the troops a little bit?

Coughlin: "He's a Giant. He'll always be a Giant. It doesn't matter what he's doing for a living at this point in time. He's still a Giant, and he still has tremendous care and concern for what goes on and the players here. He's always interested in our players and wanting to see them, talk to them. Of course, he's very close to some of the defensive linemen, so he wants to get in there and talk to those guys, try to give them some of the thoughts he has or he had along the way in his career. One year he talked to me about how he didn't think he was getting any better and he only had a few sacks – so he tries to draw parallels like that. It's always good to see Michael because he's energetic and he's a natural, let's face it."

Q: People are pointing to the number of sacks you've had lately. Have teams used more max protections against you?

Coughlin: "Sure. You can see it, but it's expected. You can't talk about that. We still had plenty of pressures. Pressures are designed to create the one-on-ones. So if the pressures create the one-on-ones, even if they're not max pressure, we should be getting home. You bring five, how many guys can they keep in? There were occasions where they blocked stuff up and threw the ball down the field with play-action, sure. They go empty, and the two outside, the two people adjacent to the tackle, would chip release. But that's part of the game. That's what people do. They do the same thing."

Q: So you're saying even though they are...

Coughlin: "You've got to get home. You've got to get home. No matter what they do, you've got to get home. That's what you're paid to do – get home. It all starts up front, whether you're talking defense or offense. For the New York Giants, it starts up front -- offensive line, defensive line."

Q: You brought back Chase Blackburn this week. What do you see him doing?

Coughlin: "I see him coming back being a little bit of a spark right now. We need a spark. Our (roster) numbers are down. (Michael) Boley and (Mark) Herzlich (are injured). Quite frankly, our numbers need help."

Q: Chase has had a nice career after signing as a rookie free agent a month before training camp in 2005.

Coughlin: "What he is, is a guy who is a tremendous example. He's overcome everything I can think of. When we picked him up, he was on the street. And he plays hard. He goes for it. He understands his role. He studies. He works. He'll be the first one to do this, the first one to do that, and he'll enjoy it. He'll have a smile on his face when he's doing it, because he's grateful. He sees it better than a lot of them. Some of these guys believe that, hey, life in the cocoon, this is the way it is in the world. It isn't like that in the world. Grow up."

Q: Ahmad Bradshaw had an interesting take on his status this week. First, he all but guaranteed he's going to play. But he said, "I don't want practice because I want to be as healthy as I can for Sunday."

Coughlin: "He'll do some things (in practice). He can't overdo it, but he'll do some things. I mean, the guy hasn't been hit in forever. You've got to get in there, pass protect, you've got to see things. He's been in meetings and all that, but it's a lot different when you're going 100 miles an hour."

Q: As a rule, are you reluctant to play someone on Sunday who hasn't worked at all during the week?

Coughlin: “If he’s ready to play, if he’s mentally and physically got the green light and he’s done some things during the course of the week, we’ll see.”

Q: Aaron Ross had a tough game the other night – allowing two touchdowns, dropping an interception and fumbling a punt. He’s a five-year veteran. Cornerbacks have to have the mentality to move on to the next play. With a guy like that, do you talk to him and say, “We need you?”

Coughlin: “You can’t ignore the facts. ‘Encouraging’ would be the word. We encourage. We’re encouraging everybody. We’ve got to pick ourselves up. What we did yesterday we have no control over. We do have this moment, and we can create the future by how well we do right now. So, mentally, we have to give ourselves every opportunity to succeed. And one area is our mentality. Obviously, we’ve had a blow to our self-esteem, but we’ve got to come roaring back as individuals and as a team.”

Q: Are the Packers similar to the Saints in that they have a hot quarterback, multiple receivers, more than one running back?

Coughlin: “It’s not the same offense, but the ability range of the players and personnel involved remind you a lot. You have a quarterback again that’s what, 127-point-something in quarterback rating and you’re facing them week to week. But you know what, that’s part of the business, too. As I said, we’ve got a guy that’s playing pretty well, too.”

Q: When you look at them defensively, I know they’ve given up 47 20-yard passes. Or do you focus more on the 22 interceptions? Are they baiting teams?

Coughlin: “Well, they do. They bait you. They go for the interception. They go for the turnover. They go for the score off of it, and that’s what they play for. They understand what they’ve got. They play with the lead a lot. People do have to try to match, and when they do try to match, you extend yourself. And when you extend yourself, they’re a big pressure package and they’re coming after the quarterback and they get people. Some of their disguises are very good and they bait you into making a bad throw and not recognizing the coverage. So all of that goes into it.”

Q: Another week, another great returner in Randall Cobb.

Coughlin: “Everybody’s got them. This kid has done really well. Of course, they started the season out so they knew what they had and they drafted him for that role and he’s fulfilled it. He’s done very well with it.”

The Coughlin Corner – Week 12

By Michael Eisen

EAST RUTHERFORD, N.J. – The Coughlin Corner, Giants.com’s exclusive weekly interview with head coach Tom Coughlin.

Q: I’m sure you got to watch some football on Thanksgiving. I know sometimes you see teaching points when you watch games. I was wondering what you picked up then, particularly regarding Miami’s inability to score on four trips inside the green zone vs. Dallas.

Coughlin: “For the last two weeks, as we’ve evaluated the teams that we’ve had to play, that’s been a key factor, scoring touchdowns in the green zone and preventing the other guy when he’s down there. There are a lot of different lessons from yesterday, to be honest with you. I watched the second half of Miami. (I) watched about a half of the one at night (between Baltimore and San Francisco). There’s a lot of stuff going on that’s very interesting.”

Q: You have talked about finishing all season. Everything you want to accomplish is still right there for you. Are you still hammering hard that you have to finish?

Coughlin: “Have to. But we have to play four quarters and we have to play consistent. We’ve been kind of slow dancing in the first half. But, to be honest with you, we go off the field (at halftime) in New England and we’re 0-0. You don’t want to get to the point where you...you just want to play four quarters of good, solid, opportunistic football. Such as, we get three interceptions (last week vs. Philadelphia). We get the ball off an interception in plus territory. ‘Hey fellas, we have to do something with the ball.’ Somehow, some way you have to do it. Better rise up and get it done.”

Q: The communal anger displayed by the players on Monday in the locker room - does that help going forward or do we go back to “talk is cheap, play the game”?

Coughlin: “You just have to play. I don’t know what they said. I know that they want to be more intense and they want to be more physical. And that’s true. That’s how we want to play. That’s the way we want to play. For the most part, we play that way. We’ve played most games where we won the physical battle or it’s been extremely close; too close to call. We want to get back to playing that way. That’s just the style we choose to play. Quite frankly, on the road, you better play that way.”

Q: Do you feel like you have a lot of holes in the dike to plug or will playing better on the offensive and defensive lines solve a lot of the ills?

Coughlin: “It will help it out. It’s a battle. Ours is a game, you don’t get far from it, I believe it starts up front. It starts up front and probably it ends up front, because all of the skill in the world can’t get it done if you can’t figure out how to stop the other guy from taking advantage of what he wants to do and you being able to do what you want to do.”

Q: You were asked about Will Beatty on your conference call Wednesday and you said hopefully he’s fine. You were talking about his back. Later it was announced he needed surgery to repair a detached retina. Was that a big surprise to you?

Coughlin: “That wasn’t ever brought up with him (after the game Sunday). What I understand is, he started complaining about his peripheral vision. That’s when we sent him to the doctors and they determined he needed surgery.”

Q: Do you plan on moving Diehl to tackle and putting Boothe in at guard?

Coughlin: “You’ll have to watch practice.”

Q: As a rookie free agent who started at middle linebacker last week, Mark Herzlich would be a good story even if he wasn’t a cancer survivor. What strides has he made from the time he got here to the time he started his first game?

Coughlin: “He’s made constant progress in a lot of different ways. He’s played a game and the response is, let’s let him play a little bit more. Let’s see what happens. He’s physical. He’s big. He’s strong. He’s smart. He can make the calls.”

Q: Michael Coe and Derrick Martin are hurt, so you have to use two new gunners on the punt team. How difficult is it to master that position? Gunners aren’t discussed much, but how important is it to get good play at that position?

Coughlin: “It’s critical. It’s critical. Just stop and think of the rules. They’re the only guys that can leave right now (before the ball is kicked). As such, when you drive the ball down the field, you’re seeing it all over the league – you’re talking about people who drive it well down the field. Well, who gets down there 10 yards ahead of everybody else? Those guys are good football players and they can beat the double team, first and foremost. Then you’re talking about somebody who has a chance to make a play before it’s critical that everyone else arrives on the scene. That’s a very, very important job and vice-versa. When you’re holding those guys up, it’s a very important job. It has to be done properly. It’s not easy losing both gunners in the same game. One’s gone for the year (Coe) and the other one has a hamstring, so we don’t know how long he’s going to be.”

Q: And they had done well with getting down there?

Coughlin: “It’s inconsistent, but you take the first couple of plays the other night, they were outstanding. They were right there on the ball.”

Q: Lawrence Tynes has 21 touchbacks, which exactly matches the total from his first four years here. Certainly, much of that is due to moving the kickoffs from the 30 to the 35-yard line. Now that you’ve played 10 games with the new spot, what are your thoughts about it?

Coughlin: “When he kicks it out of the end zone, that’s great. When we bring it out (from) five yards deep (in the end zone) and the ball is on the 13-, 14-yard line, I don’t like it. The idea is we’re not going to have as many kickoff returns, we’re not going to have as many injuries. Well, guys are bringing it out from eight, nine, seven yards deep in the end zone. We’re having as many major collisions as we’ve had and the ball starts deeper. You start celebrating when the ball’s at the 20. I said this to you a couple of weeks ago, here’s (Da’Rel Scott), his first time out. There’s a holding penalty along the way. But he runs it out to the 33- or 34-yard line and it looks like he’s been running forever. You look down and it says 33. Holy smokes.”

Q: You like the rule when you’re kicking off, but not so much when you’re receiving?

Coughlin: “I like it when it’s kicked out of the end zone and they have an outstanding returner. I don’t like anytime the ball doesn’t start at least at the 20. Put it that way.”

Q: You have a very good record indoors. What is the key to succeeding inside? Is the way you prepare for these silent counts important?

Coughlin: “It’s extremely important. You must be able to communicate. You have to be able to communicate a lot of times by looking at each other or signaling. We work hard at this. We do it every time we play away, whether it’s a dome or outside. We work hard at creating the kind of thing that the players have to contend with in every facet of the game. Of course, it’s different indoors. It’s difficult to play in a dome environment when it’s not something you see every day. But yes, we do work hard to do the best we can to put our players in every circumstance they’re going to run into during the game.”

Q: The Saints offense runs a lot of different formations. Do they spread you out?

Coughlin: “They use a lot of personnel. They don’t spread you out. To me, it’s the other way around. I think they use a lot of tighter formations. They put you in a position right away where you’re a lineman – your depth, your responsibilities, are a little different tight versus when you open and you now have a third. They do a lot of that and they do it for obvious reasons. It just depends on what they’re trying to get done. They’re very, very good at putting people in all kinds of spots. The ball comes out quickly. Whereas, you look at it and say they don’t run it all that much. They do. They run it with the short pass and they’re pretty good at it. And they also, as I’ve said in past, are very good at crossing, very good at levels and very good at the seam balls.”

Q: And Drew Brees is pretty good.

Coughlin: “You play that many games and you’re throwing 70 per cent. That’s pretty good.”

Q: You see so much defensive pressure in the NFL now, but do the Saints blitz as much as any team?

Coughlin: “More. That’s their game. In the noise, you have to communicate and pick it up and you have to make plays into it. There are plenty of chances. There are plenty of opportunities. People react, they’re on the same page, they know exactly what they’re doing. The ball comes out quickly when they do pressure. Block the majority of them so the

ones furthest from the quarterback are the ones free. There's a chance to get the ball off into a lot of these coverages, you have a chance."

The Coughlin Corner – Week 11

By Michael Eisen

EAST RUTHERFORD, N.J. – The Coughlin Corner, Giants.com's exclusive weekly interview with head coach Tom Coughlin.

Q: I know you don't pay attention to the public discourse about the Giants. But prior to the Week 3 game in Philadelphia, everyone seemed to ask, "How are you ever going to beat this team?" Now the players are being asked "Are you going to bury this team?" For you, it's the same Eagles team, isn't it?

Coughlin: "Exactly. I'd just simply say 34-7, (Eagles victory over the) Dallas Cowboys. Let's face it, they've had some reasons why their record is 3-6. But they're still very, very talented and they're very capable. They've increased the intensity of their play on defense, they pressure more. I would expect that it would return to a high number against us in terms of the amount of pressure. And for special teams, their cover teams are very good and they're very physical. And their offensive team has lots of weapons. I expect (Michael) Vick to play. If he doesn't trot out, then that'll be the time when I'll make the decision in my own mind that he's not going to."

Q: If Vick doesn't play, they'll start Vince Young, and he's a two-time Pro Bowler.

Coughlin: "You don't have to tell me that. I'm well aware of that."

Q: When you play a division opponent you have some advantage because you know that team so well. But is it also a challenge to come up with new strategies and different wrinkles every time you play a division opponent, because they know you so well?

Coughlin: "It is. It's a matter of really trying to recognize what they've done to you, what you've done to them, and then figure out if this is the course that they take, then these are the adjustments we'll make. And that's kind of the way it works. It's not a radical change. It's always, 'When.' That is the key, when you do something. Be it defense, offense, special teams – when. It's not 'What.' You can have a whole pot full of 'what's' but it's matching the 'when's' up with the situation you want. And that's not easy."

Q: You are relying a lot on young players – Jake Ballard, Victor Cruz, the rookie linebackers. Do you talk to them about the importance of games like this? Do you have veterans go to them and say, "We're getting into a real crunch time here, you have to pay attention to detail?"

Coughlin: "That's the whole purpose of the week. The whole week's theme is the attention to detail – the most minute of detail. And we're going to play hard, we're going to fight hard, but our execution has got to reflect our level of intensity. So it is attention to details, the most minute of details."

Q: Are those young players good about staying late and studying on their own?

Coughlin: "Yes. They're also good about being with veteran players and asking questions. But remember now, for a young guy, sometimes they don't know what questions to ask. So the coach has to pick and probe and try to figure out what it is they're not quite clear about."

Q: Eli Manning has eight interceptions and has been sacked 16 times. Last year at this time he had 13 interceptions and 12 sacks. I know you don't like the sacks, but his interceptions are down. Is that a reflection of making better decisions, holding onto the ball instead of taking chances?

Coughlin: "I think so. I think that's a reflection of that. Hopefully, he'll continue to do that, which I think he will. Actually, I'd like to see that be the end of the interceptions for the season."

Q: D.J. Ware got a chance to play and do some things the other day in San Francisco. Not everybody stays around for five years while getting as little playing time as he has. You must see something in Ware to keep him around this long. What has that been?

Coughlin: "Well, he's talented. He's a talented guy. He's proven what he can do in Seattle a year ago (when he ran for 66 yards on 13 carries) and he's really studied hard to try to be able to help us on third down. He'd like to be the kick returner once again. He has gone out and played his way into a position of opportunity for himself, and he's earned it."

Q: Last summer, when Barry Cofield signed with the Redskins, many questions were raised concerning Linval Joseph and whether he was ready to start at defensive tackle. He's a guy you haven't been asked about much. He's picked up a couple of sacks the last couple of weeks. Has he been a steady player this season?

Coughlin: "If you're going to compare it to just sacks, he's not in there just to sack. He's in there to stop the run. He's in there to plug up holes and stop the run and if something happens and he penetrates and makes a play, so be it. He's improved. You mentioned the last few weeks, he's improved over the last few weeks."

Q: I know you had a limited opportunity to look at him, but are you intrigued about what Da'Rel Scott might do on kickoff returns?

Coughlin: "We know he has speed. It's a shame that we had the holding penalty and brought that one back (in San Francisco). What is happening in our games, the guy catches the ball six yards deep in the end zone and runs it out and run, run, run, run, run, run, run to the 30-yard line. And everybody goes, 'Holy cow, that was a heck of a return.' Where's the ball? It's at the 33-yard line. Oh, okay.' You think it's in the middle of the field."

Q: The Eagles are a team that likes to run a lot of screens to the backs and tight end. Is that a big challenge to defend if you don't normally see them?

Coughlin: "There are all kinds of screens – tight end screen, running back screen, screens to the wide receivers. There are all kinds of them. You've got to recognize them, first and foremost. You've got to study the guy across from you. A lot of these things are stopped by the defensive front."

Q: They are?

Coughlin: "Oh yeah, they better be. And it's how the offensive linemen treat the screen – what tips can you get as to if the screen is coming. When it's (No.) 25 (LeSean McCoy) with the ball, lately it's been a lot of (No.) 87 (Brent Celek), too. You have to make sure that you're in good position, that you've got that thing hemmed in right away as soon as they catch the ball."

Q: McCoy is second in the league in rushing. You played Fred Jackson, who leads the league, and Frank Gore, though he was hurt last week. Has your run defense improved?

Coughlin: "Last week the numbers were better. But they changed their whole plan last week. They went with a style that was different. So we still have to rise up and answer that question for ourselves, and we're going to have to do it. They rushed for 177 yards against us the first game and they're averaging 171. So they do a good job of that, and McCoy makes, I'll tell you what, against NFC East opponents, he has six big play runs per game. Six. Six runs over 10 yards per game. Find me somebody throughout the whole history that has done that, per game."

Q: I understand that you're not particularly a reflective person, but this is your 250th regular season game as an NFL head coach. Can you tell me from your first game until now something that is significantly different about the NFL?

Coughlin: "I think the style of play has changed. I think the colleges have changed. The colleges have changed their style. Therefore, the players coming out of college football have grown under different systems, many times, than what we feature here in the NFL. So there is an adaptation, a training, a developmental period, with a lot of players that are coming out. And I think it's, quite frankly, nothing to see 40 passes per game now. That's changed a lot."

The Coughlin Corner – Week 10

By Michael Eisen

EAST RUTHERFORD, N.J. – The Coughlin Corner, Giants.com's exclusive weekly interview with head coach Tom Coughlin.

Q: Last week you won a game with three offensive starters sidelined, including your leading rusher and receiver. Is that a testament to your depth or your resolve?

Coughlin: "Both. The guys who we've asked to come in have played very well. Kevin Boothe has done an outstanding job whenever he's been asked to play. It really is a real testament to that young man and the way he prepares himself. I've said it before and I'll say it again, you can ask him to play any spot and he can go in there and do it. And that's an amazing thing for anybody. So when you have an individual who is as unselfish as he is, it's a great thing for your entire team. And to be honest with you, the good thing about it was he got a chance to practice all week at that position. It wasn't like Friday morning we came to him and said, 'I think the other guy is out' – No, that wasn't the situation. Of course, Ramses Barden coming in here and hadn't been on the field in a year and he made two outstanding plays in the game. And really what I was most impressed about him was he just went out there and played. He didn't have any of that starry-eyed look or anything like that, and I think that's a big factor, a big change in him."

Q: You have won three games in a row in which you trailed or were tied at halftime. When you win so many close games, do you think that boosts a team's confidence?

Coughlin: "I think it does, but I also think it boosts confidence in your belief that it's a 60-minute game. And we believe that if we have a chance – if there is time permitting – that we are going to be able to take the ball down and win. That's the kind of confidence you're talking about. People play together, they work their butts off, it goes back and forth, it isn't all good, it certainly isn't all bad, and then all of a sudden there's 1:36 left and you've got the ball. For two weeks prior to that, it had been our defense that had gone back out there at the end of the game. So that is a very positive sign, too, that you have your defense come through, your offense comes through, your special teams came through the other day with a big fumble recovery. As long as you prepare – and we call it the 20-mile march – as long as you prepare every day to the best of your ability so that you can create the kind of peace of mind that you need at the end of the week to believe you've done everything in your power to prepare yourself to win. As long as you play hard, you come and you give great effort, those are the things that teams are remembered for. Sustaining that kind of approach from last week's game throughout the remainder of the season would make a great statement about this group of young men."

Q: In that game-winning drive, Eli Manning looked so calm. It's a tense time in the game. What are you feeling on the sideline? Is your stomach churning? Are you calm?

Coughlin: "It's like anything else. You make a play to start to get the ball off your end of the field, all of a sudden instead of saying 'Yeah, we're going to do this,' you are doing it. This is what I always tell our team, how great it is for you as individuals, as men, to spend a week preparing, to go into a game doing what you prepared for and putting yourself in position against a very, very good opponent to win the game. What more reinforcement do you need for why you have to spend your time? There are 24 hours in a day. That's one of the fairest things that any of us have, it's equal. What are you doing with those 24 hours? When you come to work in the morning, are you coming to work in anticipation of having a great day? I do. I see more of that. I hope we keep doing it."

Q: You like to be consistent in your approach with the team. The players are feeling good about themselves after three wins in a row. Do you take a different approach this week than you would if you had lost?

Coughlin: "It's all about taking the opponent, taking the current situation that your team is in, projecting ahead to what's necessary in order to put yourself in the right frame of mind as you go forward throughout the week preparing. So it's all by the sense of where you are."

Q: After the game against the Patriots, Eli said they did some things defensively they hadn't shown before, and you had to call plays you hadn't practiced in a while. Does it happen relatively often, and how do they succeed if you haven't practiced those plays?

Coughlin: "Because it's always cumulative. You really do carry a lot of stuff. Normally, we stay well within the boundaries of what we prepared. I can remember the first time I ever heard what Don Shula used to tell his team – 'Look, you have to understand that we have a game plan but we also have a playbook, and anything that has been installed, anything that we teach you, is available.' So you've got to know what you're doing. You need something to win. You're not going to be afraid to implement it."

Q: Does that happen regularly?

Coughlin: "It doesn't happen a lot. If you need it, you call upon it, and you've got to make sure everyone is on the same page. You don't really go to anything that you haven't at one point in time at least worked. That's not the point. But he did sometimes do something a little different and you have to make some kind of adjustment."

Q: Eli showed some ability to evade the rush last week in New England (particularly when linebacker Gary Guyton broke free up the middle). Obviously, he's not a great runner, but is his ability to buy time in the pocket underrated?

Coughlin: "I don't know that it currently is, but he's not a runner. I don't want him to be a runner. But he does have to maneuver in the pocket. The thing that is so impressive (on the Guyton play) is he escaped to his left, he had the presence and knowledge of where the receiver would be, and he almost threw a catchable – it was a catchable ball, to be honest with you. It was a catchable ball. The timing of that blitz was exceptional. They timed that perfectly. So much so that had it been a little bit more delayed, Kevin Boothe would have never gotten to go back, he would have seen that guy. But he was already gone."

Q: Speaking of Boothe, you talked about him and his ability to play a lot of spots. Is Mathias Kiwanuka that guy on defense? And as you prepare each week, do you try to figure out which spots to place him in?

Coughlin: "Definitely. If you chart what we've done with him, you'd know that, you'd see that. It depends on the opponent, too. One week he was strictly a defensive end. But if there was an opportunity to utilize him in one or two spots, and we feel good about that based on how much we've got in, then we certainly do try to exploit that, exploit his talent."

Q: He was just named NFC Defensive Player of the Week as a linebacker and he's previously won the award as an end.

Coughlin: "I think his timing with the pressures was very good there, too, and he's so big and so long-armed and fast enough to cause a real issue."

Q: Jason Pierre-Paul has 9.5 sacks. Everybody talks about his physical ability, but how is he coming along mentally?

Coughlin: "Good. Good progress. There's no question the difference between this season and last."

Q: Your three leading special teams tacklers are Jacquian Williams, Tyler Sash, and Derrick Martin, players who haven't received much acclaim. Can you talk about their contribution?

Coughlin: "I thought our cover teams – our punt cover and kick cover – did an outstanding job against a good return team last week. And they were flying around, those guys you just mentioned, including (Mark) Herzlich knocking the ball out and (Spencer) Paysinger with his recovery of the fumble. Those guys were flying around. They've been the nuts and bolts of our cover team. As you look at our special teams outfit, you can identify who the special teamers are and those guys have been the nuts and bolts of it. That group, with the addition of some veteran people who know what they're doing – we have Kiwanuka on punt team. But, yes, they've done a good job."

Q: This week you play in San Francisco. The NFL has become such a passing league. Are the 49ers a throwback team that says, "We're going to run the ball, try to stop it?"

Coughlin: "They've done a good job of that. They've done a good job with their versatility. They've done a good job with formations. They create some issues for you in trying to make sure that your gaps are covered. They've done a good job of that. In so doing, they've proved that they're a physical team. They run the ball well. They come off play action. They have good personnel. They have three first-rounders in the front. The tight end runs like a receiver. The receivers are tall and lanky and very productive. Then they find a way to get (Ted) Ginn in there as the third or fourth receiver and he has a special play. They're a talented group on offense. Frank Gore has five straight 100-yard games. The changeup back (Kendall Hunter) has the speed to be a game breaker."

Q: They've also been very good on defense against the run?

Coughlin: "Seventy yards a game. They are very good up front, very technical, very good. The linebackers are very, very good. Their safeties are aggressive as heck. They're down there knocking you around. Justin Smith is outstanding. Their two linebackers – (Patrick) Willis and NaVorro Bowman – these guys are good players. Their outside guys, they bring the rookie (Aldon Smith), he leads the team in sacks. He's a big, long kid."

Q: The 49ers are also good across the board on special teams.

Coughlin: “They’ve got cover guys. They’ve certainly got a really nice group of special teamers and an exceptional, exceptional kicker, punter, returner. (David) Akers has 22 touchbacks, he is four-for-four from over 50 (on field goal attempts). Their punter (Andy Lee) leads the league in net. Ginn averages 29-something on kickoff returns, how about that.”

The Coughlin Corner – Week 9

By Michael Eisen

EAST RUTHERFORD, N.J. – The Coughlin Corner, Giants.com’s exclusive weekly interview with head coach Tom Coughlin.

Q: I know you take them one game at a time, but everyone is aware of the challenging schedule you face in the next several weeks and what time of year it is. It gets late early in the NFL. Do you talk to your team about that need to step it up now?

Coughlin: “You better step it up. You better play your best every game you play. That’s what the whole thing is about. Everybody seems to think I need to talk to the team about that. What do you think we talk to them about every day? Being the best they can be. After we came back from the bye, it was a 10-game schedule. Now it’s nine. This is the first of the nine-game schedule. We know that with the caliber of this team (the New England Patriots, their opponents Sunday), you’re going to have to be at your very, very best. You’re going to have to do the things necessary to help you win. You’re going to have to be a physical team. You’re going to have to keep from shooting yourselves in the foot, whether it be penalties, turnovers, whatever. You’re going to have to be opportunistic. You’re going to have to take advantage of whatever you can. You’re going to have to do something about one of the most accurate quarterbacks in the history of the game (Tom Brady). So we know all about that stuff. The players know. We’ve certainly given them all the alerts, if you will, and we continue to reinforce that on a daily basis.”

Q: I don’t know if “frustrating” is the word to use, and obviously winning is most important, but to rely so much on the pass and not be able to get the run going, does that frustrate you at all? Or do you say we won the game...

Coughlin: “We won the game (last week vs. Miami), but we still have to have valid self-analysis. You have to be honest with yourself. You have to know exactly – exactly – what your intentions are, what you want, what your objectives are and why. You have to reinforce them, and we continually do that. Quite frankly, our team, we don’t stop the run and we don’t run the ball. So those are major issues for us. We’ve got to do something about that. We’re playing against a team that has in six of the seven games they’ve played, they’ve not allowed a hundred yards rushing in terms of their defensive team. And they do have the ability to run, as evidenced by late in the Jets game. They decided to put the ball on the ground, and they did. They lined up in run formations, and they still were able to run the ball.”

Q: It’s a cliché to say when you play in this part of the country you have to run the ball to have success late in the year. Do you think that becomes more important the more you get into the season?

Coughlin: “I think it becomes more important in order to give yourself the best chance to stay away from turning the ball over. If you become one-dimensional, you can be stopped and you can be vulnerable to turning the ball over. If you turn the ball over against very good football teams, like the one we’re playing this weekend, you’re going to be sorry.”

Q: People are looking at Eli’s passer rating and completion percentage. My guess is your favorite number so far is five interceptions, although I know that’s too much for you. Last year, did he get into a bad habit where he was taking too many chances and now he’s not doing that and is more protective of the ball?

Coughlin: “He was very, very conscious of it. I think, in watching him and talking to him, that he’s more patient. And that’s a key word because sometimes as much as you believe you can, we’ve seen evidence of a ball being tipped for an interception, which is, again, happening around the league with a lot of teams. This kid, (Kyle) Arrington, that we’re playing against this weekend, has been the beneficiary of a couple tipped ball interceptions.”

Q: You finally had the defensive line intact last week and you used a lot of combinations. You started the game with five and Osi Umenyiora and Justin Tuck weren’t even among the five. What does the depth and talent up front enable you to do?

Coughlin: “We have versatility if we have everyone available to us. It’s a thing which we can be creative with, to a certain extent, but we do know where each individual does his very best work. And we’ve had the ability to create some issues over the years with the flexibility of our players and we’ve added to it with JPP (Jason Pierre-Paul) and, of course, Mathias (Kiwana) plays up, plays down, does a lot of things and who was very productive the other day with the limited number of snaps he had as an end.”

Q: Victor Cruz made more big plays against the Dolphins. I’d guess when a rookie free agent from the University of Massachusetts arrives at his first training camp, your first thought is not, “He is going to make a lot of big plays for us.” Do you remember what kind of captured your eye about him at first glance?

Coughlin: “So do you. The Jets game (when Cruz scored three touchdowns in the 2010 preseason). He showed the quickness in training camp, but he was just like any young kid. He had a lot to learn and it wasn’t something that occurred overnight. And he’s still learning. That’s one of the really good things about him.

“It doesn’t matter where they’re from. It doesn’t matter. We’ve seen too much evidence around this league. Jerry Rice! When a player has talent and you can identify that, and he shows the ability to grasp it and move on with it and opportunities create themselves and he takes advantage of them, then you only hope it keeps going, keeps continuing.”

Q: One of the most scrutinized decisions on cutdown day was choosing Steve Weatherford as the punter over Matt Dodge. Steve had a big punt the other day. Have you been pleased with how that’s worked out and what he’s given you?

Coughlin: “He’s gotten better week in, week out. What he was able to do the other day was outstanding. It was when the game was truly was on the line and we needed to make a play. He needed a booming punt, and the coverage was outstanding and the tackle by Justin Tryon for a minus-4 made a net 59 yards. Talk about timing - when we needed a play and he made it. And the defense made some plays right on top of that.”

Q: You were the wide receivers coach here when Bill Belichick was the defensive coordinator and secondary coach. You have said many times that you worked well together...

Coughlin: “That was an individual thing where we had an amount of time each practice that was set aside for working together, whether it be one-on-ones, though after we got out of camp we didn’t do much one-on-one work. But we did a lot of recognizing different coverage combinations, if you will. Bill was the coordinator and the secondary coach. What he wanted to experiment with, to find out or encourage the best way to play some of the outstanding receivers we were going to play against and we needed to make sure we were making the right adjustments on the offensive side of the ball. So it was very beneficial for both of us. We always looked forward to it. Even in training camp, we probably did more work together than the Giants were used to doing. Bill used to kind of complain about it a little bit, but he let it happen. He didn’t stop it from happening. So we continued to do a lot of work. We did an awful lot of red zone one-on-one, a ton of that. You have to be extremely accurate. Your timing and execution have to be right on the money, period. I didn’t realize it at the time. But going forward, I would just say that it was good for our staff, our entire staff, the way that we worked because it was very beneficial and everybody knew it was.”

Q: Is that the kind of cooperation you demand from your assistant coaches?

Coughlin: “That’s what I expect. We talk about that all the time – professionalism and how to work across the ball with each other. What we attempt to do is win games. It’s not about offense. It’s not about defense. It’s not about special teams. It’s about team. It’s about everyone on the staff in terms of their ability to help everyone else be the best they can be.”

Q: When outsiders look at the Patriots offense, they likely see Brady and Wes Welker. But is the fact that they use two tight ends (Rob Gronkowski and Aaron Hernandez) so often unusual in today’s game?

Coughlin: “The Indianapolis Colts have done it for a long time. It’s just the fact that Hernandez really plays like a wide receiver and they use all the formations that you would use if it was three-wides from his position. He is talented and they use him as such.”

Q: They will go to the no-huddle at any time...

Coughlin: “You’ve got to be ready for it. But you’ve also got to be ready for the fact that it’s sometimes a rally tempo, which is not a rush. It’s a quarterback trying to decide what you’re doing to put in the best play. And then other times it’s at the two-minute pace, which is much faster. You’ve got to be ready for that as well. We work on that. He does try to catch you with 12 on the field, that type of thing, and he is good at it. You’ve got to be sharp. One of the things that I thought was missing from our game a week ago was we weren’t really as sharp as we can be. We’re going to have to be really sharp this game.”

Q: Their defense is officially listed as a 3-4, but they use a lot of four-man fronts. Do they go back and forth with that?

Coughlin: “They can. They’ll give you some looks that, to the pedestrian, it looks like a 3-4, although the personnel may dictate differently. They have tremendous size inside. That’s one of the things they went out and accomplished. So you’ve got to treat it a certain way. You treat it a certain way in normal situations, and sometimes in pass situations, you treat it differently.”

Q: You hosted your seventh annual Champions for Children dinner to benefit the Jay Fund Foundation last week. You had a big crowd and made a lot of money for a great cause. What was your reaction to the evening?

Coughlin: “It was our best to date. And it was very humbling, to be honest with you. I really did think the energy and the enthusiasm in the room was terrific. And our honorees were outstanding. We all feel badly that Steve Sabol (who is battling cancer) could not be with us, but Timmy Shinn and the people that came to honor him and respect him and enjoy the evening on his behalf was tremendous. And the same with Steve. I just thought our players did a great job. They came and they stayed and they had dinner and they enjoyed the company that they were with. That meant an awful lot to me as well. It’s about the Jay Fund Foundation and it does provide us with an excellent opportunity at that time of the year to have a captive audience, which is primarily a football audience. We don’t know the final number because we have to pay our bills first, but it certainly had the feeling that it was the best yet. It was an exciting night.”

The Coughlin Corner – Week 8

By Michael Eisen

EAST RUTHERFORD, N.J. – The Coughlin Corner, Giants.com’s exclusive weekly interview with head coach Tom Coughlin.

Q: I thought you were a little feisty at your Wednesday news conference...

Coughlin: “I was trying to indicate – by talking ahead of the questions – that I wasn’t really going to be very patient with all these, ‘What are you going to do, coach, against a team that’s 0-6?’”

Q: But were you pleased with how your team came back after the five-day bye break?

Coughlin: “Monday was very good. Monday was a good practice – spirited, good energy. And yesterday, you always have to temper a little bit with the new learning (of the game plan). So it was good and I think it can be better. I think our detail work can be better. I think that as we get some of these people back that haven’t played much, they’ve got to get themselves involved with the rest. You’ve got to see how they’re going to be able to do.”

Q: The last three years coming off the bye you’ve scored 44, 34, 41 points. Is there a secret to coming out of a bye so productively?

Coughlin: “I don’t know if there’s a secret. We follow a formula. We came back Monday and practiced. It’s not like we didn’t get two practices in, we did. So I just think you treat the bye like a bye. In other words, you talk to your team about, ‘Hey, I want you to get away, I want you to have a break, but when you come back, I want you to be focused and ready to go.’ And that’s kind of where we are. Our emphasis is on our team. We want our team to perform at a very high level. We want to be a team that has a consistency of how we play. And, again, reflecting strictly on our preparation and our performance.”

Q: I’d like to go back to the victory over Buffalo. This year, you have put so much emphasis on finishing well. You did that against the Bills, not just offensively, but defensively too.

Coughlin: “Well, we’ve had quite a few good finishes. We’re never going to let up on that. That’s really what it takes at this level. You’ve got to finish. You can’t leave it out there. You’ve got to find a way to get the job done. Finish what you’ve started. We’ve had one occasion where we didn’t, but we’ve done a pretty good job of that. And that’s where we’ve got to continue to place major emphasis. And that is throughout the game, the fourth quarter and then finishing as the stronger team. That’s what we want.”

Q: You’ve talked about finishing games and finishing the season strong. Is it too early to address the team and say, “The way we’re finishing games, that’s the way we have to finish the season?”

Coughlin: “We know that. We know exactly what we have. We have a 10-game schedule and every game is a critical game. We have to have the ability to practice, sacrifice, self-discipline, accountability to each other. But we do have to look each other in the eye and apply this to the next 10 weeks that, yes, we’re going to prepare properly and we’re going to play the game knowing what our formula for winning is. The one emphasis will always be, ‘Don’t turn it over, get yourself some takeaways, and provide yourself with opportunities to win the physical battle.’ And, of course, we’re striving to get some respectability to our run game and stop the run. We’ve given up big plays.”

Q: With everybody on the roster able to practice, do you have to decide early in the week which players will be inactive?

Coughlin: “You always do that. I do that as soon as we possibly can. It’s not easy sometimes based on the injury situation, but we prepare who our scout teams are – offense, defense, our substitute scout team. Then I look at the overall, the way in which we’ll be able to go on the weekends. Sometimes there are a couple guys that are possible, but you’re basically going to nail your formula down and then you’re going to look at who are the possible extras if there are some that could be included in the actives. So I do that all the time.”

Q: I don’t know what your plans are for Ramses Barden, but could you just talk about him in the sense that he’s a young player who’s missed almost a year and it can’t be easy to work on the side when everybody is practicing. It seems his attitude has been good and he’s excited to be on the practice field.

Coughlin: “Well, let’s hope he is. He’s been given the green light to practice. He’s doing basically half of the reps on the scout squad. Really, there’s been no attempt at all to limit anything that he could participate in, which is a good thing. And for him, it’s got to be that he practiced, that he comes back the next day and practices again and practices hard. Like for example, (Thursday) we’re inside (because of rain). He’s going to have to learn the surface and how does that affect him. But it’s a confidence builder for anybody that’s been injured this length of time. He’s got to go on the field. He’s got to get knocked around. And over the course of whatever amount it’s going to take – whether it’s the whole three weeks (the time frame the Giants have to activate him off the Reserve/PUP list, if they so choose) or whatever – that he gains that confidence and then puts himself in position where he can help us. To be honest with you, he needs to show that he can contribute on (special) teams as well. That’s a critical thing.”

Q: Eli Manning is having an impressive season statistically, including his passer rating and completion percentage. Do you look at specific statistics when you study Eli? Or do you not look at stats at all, and judge simply on what you see?

Coughlin: “I know without knowing anything about what his rating will be. When I come off the field, I know exactly how he’s contributed to our team’s win and then I do look at everything. I keep everything every day. I chart every practice, every throw, everything. So I’ve always got that. I keep track of that stuff.”

Q: In your mind, is he playing as well now as he ever has?

Coughlin: “He’s playing very well. We want nothing to get in the way of him continuing to play especially well. And if you look at his fourth quarter numbers (his passer rating in the quarter is 116.0), then you know why we’re finishing, too.”

Q: Corey Webster had two interceptions against Buffalo. He seems to have the perfect temperament for a cornerback. Good or bad, he seems to quickly put things behind him and move on to the next task.

Coughlin: “It takes time. You have to work at that. That’s not an easy chore. But he certainly has displayed the mental toughness to be able to do that this year. He’s done a good job not only in terms of how we’ve played him and who

we've matched him against, but he has a rare ability that he may give up a completion once or twice and then when he gets to a key time in the game, like he did at Arizona, he shows up. He's seen it. He's tried to defend it a couple times. He's anticipating where the ball is going in the key situation and he's been able to come up with a key stop."

Q: Looking around the NFL, do you have any sense at all that the league is more wide open than it's been?

Coughlin: "I don't know. I just stick with what our division is doing and who the people are that we're playing and continue to analyze that. I'm certainly very well aware of what some people are doing."

Q: I was curious after watching the Jim Harbaugh-Jim Schwartz incident whether you've ever had a confrontation during a postgame handshake. And what do you think of the notion that the coaches' handshake should be abolished?

Coughlin: "No, I haven't. It's an expression of sportsmanship that has been long-preserved and is supposed to be an example. The game's over, you walk across and you extend. You're either the winner or the loser. It takes five seconds and you're on your way."

Q: Also, after watching Sean Payton suffer a serious injury as he stood on the sideline, have you ever come close to getting hit during a game?

Coughlin: "I have. I got it one time when I was at Boston College on the sideline. A defensive back came flying off the field and got me. I tried to get away, but I couldn't quite get back far enough. I remember the first thought I had was, 'How the hell am I going to get off the field? How am I going to walk out of here?' Because I thought I tore my ACL."

Q: What was it?

Coughlin: "I didn't ask anybody and I didn't do anything. I just went to work, took a couple of aspirin, and the trainers came around the next day and tried to figure out what happened. They asked me, 'Do you need anything?' I said, 'Nope, you're not touching me.'"

Q: So you never got help?

Coughlin: "Nope. Never got it looked at."

Q: After you've coached a long time, do you get a sense of when you have to back up on the sideline?

Coughlin: "Let me tell you something, it is so easy to get caught, you can't believe it. Suppose one of your own guys distracts you. I mean, if it's a punt, you better pay attention right now. I've had gunners go behind me – behind me. Oh yeah. The ball is coming at you on the sideline, it's a wide play, and you're thinking, 'Yeah, you'll have time.' Phew. All of a sudden they're right in your lap. You've got to be aware. You don't want to be distracted one second. It's unfortunate that it happened to Sean. And it usually is friendly fire. That's what it was with me. It was our own kid flying off the field, missed tackle kind of thing. Before you know it, there they are."

Q: This week you play the Dolphins, who have Reggie Bush, Brandon Marshall...

Coughlin: "A lot of weapons, a lot of weapons, and a lot of potential big play people. They have their punt returner and their kickoff returner (Davone Bess and Clyde Gates) basically as the third and fourth receivers. So you know that they have explosive abilities. The young kid (Daniel) Thomas is playing well. He's a factor in this thing. So, yes, they have a lot of weapons. The tight end has played – you look at the New England game, he made some great plays down in the hash, really playing the seam game. So there are weapons, no doubt. Four of their front five are first round picks."

Q: Tomorrow night is the Champions for Children gala to benefit your Jay Fund Foundation. Some people might be surprised you host such an important affair two nights before a game, but it has become such a big night for you...

Coughlin: "Here's the whole thing. You have to put yourself in a position where you ask yourself, 'What's the priority?' I fought this too, and I did it. For years, I didn't want to do anything during the season. But it became very clear to me that this was an opportunity that we had through the Jay Fund to raise some money, to help these families who have leukemia or other forms of cancer. The best opportunity was the moment, and it's not about me, it's not about anybody else except doing the right thing and giving the Jay Fund an opportunity through the tremendous generosity of so many different people to make an impact on a community. We want to make an impact wherever we are. We want to do it here. This is our seventh (gala). We've been doing it since '96 in Jacksonville. But it's not about me. It's the best night of the week, quite frankly, in professional football to try to have some kind of a function. If you're going to spend a Friday night during the season, to me, there's no better way to do it than to do it in a fashion where you're trying to do some good. To stay within the spirit of Jay McGillis and the mission of the Jay Fund."

The Coughlin Corner – Week 6

By Michael Eisen

EAST RUTHERFORD, N.J. – The Coughlin Corner, Giants.com's exclusive weekly interview with head coach Tom Coughlin:

Q: You've coached long enough to know you're going to have games like last week's loss to Seattle – games you could and probably should have won. Your ability to break from those disappointments and move on to the next game, is it easier because of your experience as a coach?

Coughlin: "You'd rather be talking in a different vein than following a game like that where, to be honest with you, there were so many things that occurred in the game which were – I use the word – uncontrollable. They don't allow you to coach or put your team in position where they can, even though at the end of the game we were in position and we could have won the game, but I'm talking about the overall continuity, the way in which your team performs

according to the image that you prepare in your own mind as to how you know or think you know that they're going to play. So you do have to deal with yourself first, as a coach. You have to go through the checklist about things I trust in my team. I believe that they had prepared. I thought they had great energy during the end of the week and so on and so forth. We just didn't play the way we thought we were going to play. So you have to work hard at that, you do have to, because it's not easy. Monday is a bad day when you lose like that. You have to just tell the players that it's over, there's nothing you can do about it, what you have to do is learn from it and move on. You have to lecture yourself, too, because there's always the inclination to want to, on Wednesday for example, make a reference to that game. So you have to be careful."

Q: Do you guard against doing that?

Coughlin: "You do. Except for the concrete, fundamental things that we believe in that got tossed aside."

Q: In your career as a head coach, your teams have never averaged less than 100 rushing yards a game over a full season. This year, the offense isn't running the ball as well as it normally does. Do you look at that and say, "We have to do a better job rushing?" or "We have to find some other way to move the ball, because we're not rushing as well as we need to?"

Coughlin: "We do both. But I do say that we have to run the ball and I do say we're going to keep pounding away and I do say we've got to, because there are many, many games to play. Just from my purpose, from a mental toughness type of purpose, I think that stopping the run and running the ball are fundamental to giving yourself a chance to win."

Q: You were one-for-12 on third down last week, but nine of the 12 opportunities were third-and-seven or longer. Do you view that more as a first and second down problem than a third down problem?

Coughlin: "Absolutely, absolutely. There were major first and second down problems because, quite frankly, we didn't rush the ball. Although the first series was not that way. We didn't rush the ball after that first series on first down, nor did we make anything when we did throw the ball with any kind of consistency. So, yes, we do look at that."

Q: Dave Tollefson was saying that with Jimmy Kennedy out he will play more tackle. He just seems like the type of guy that if you asked him to return punts, he'd probably do it. Is he up for anything you ask him to do?

Coughlin: "He is. He is willing to do anything. He is willing to volunteer. He wants to help any way that he can. He's an outstanding example for both young and old of a guy who has played very well from scrimmage, but he is still very interested in helping in any way he can."

Q: He said he is about 260 or 265 pounds. The offensive linemen he plays against are about 300 or 320. How does he succeed when there is such a big weight difference?

Coughlin: "It's all part of the pass type schemes. He's used in different ways. You don't expect him to just run straight ahead into a block of granite. He has some maneuverability."

Q: You mentioned Jim Cordle in your news conference on Monday and the contributions he made in last week's game. When we talked the day of the final cut downs, you mentioned that he was one of the guys who took it hard. Then he was signed to the practice squad. Did you ever say to him, "We still like you, we still think you can play?"

Coughlin: "Oh yes, always, always. He knows it. Always he's been told that. (Offensive line coach) Pat Flaherty has told him that always, too. We like everything about him. It's just that our job is one of being objective and trying to complement our team the best way we possibly can. And to be able to get him back on the practice squad was a great thing. That was a win for us."

Q: He's like Kevin Boothe, one of those versatile linemen that can play several positions.

Coughlin: "He's a versatile guy. He can play guard and center. He plays on the kickoff return team, things of that nature. He's another guy that'll do whatever you want him to do. He has a great attitude."

Q: Chris Snee suffered a concussion the other day. It's his first serious medical issue since he had an inflamed gland as a rookie in 2004. I know you have compassion for all of your injured players, but do you have trouble separating Chris Snee, the player, and Chris Snee, your son-in-law, when he has something serious like that?

Coughlin: "I don't have any trouble separating it. Obviously, I keep tabs on him, whether it is just through my daughter (Kate) or whether it be a phone call, or in this situation, find out if he's resting or sleeping well, whatever. No, not really. It's just that we've had some of these (concussions) this year. We've had the (Mario) Manningham thing. We've had some of these that if a guy's not passing a test, then obviously he shouldn't be put on the field. It's strictly a doctor's call from that standpoint."

Q: Victor Cruz has become something of an overnight sensation with all the big plays he's made. He's a local product, with a lot of friends and family in this area. A lot of media want to spend time with him, so a lot of people are pulling at him. Do you say to him, "Keep your focus on your job?"

Coughlin: "He's the kind of kid that you don't worry about from the standpoint of reliability or his maturity, or from the standpoint of knowing that this is his job. And these things can change overnight, just as they changed since he's come on the scene and done very, very well. You've got to continue to perform, and the only way you're going to do that is to be prepared. And there are so many things for a young player in that position to learn that are still out in front of him. You just continually remind him of that. He's trying the best he can to be a sponge and learn as much as he can and he's had a chance. He's worked with Eli (Manning) and he's got a chance to continue that."

Q: You must have had a great view of his one-handed touchdown catch on your sideline.

Coughlin: "Both of them. They were both some kind of catches. The other one was down on his knees. The thing that's amazing to me about what he did was that when that ball was being tipped around, he chose to catch it with one hand."

Q: This week you play the Bills, who operate exclusively out of a shotgun on offense. Are they a different kind of team to prepare for because they are in shotgun all the time?

Coughlin: “Yes, they are. It’s not as if we haven’t seen this. We’ve seen it pretty much every week as a dominant plan. Their effectiveness is what is very good. They do balance the run with it extremely well. (Running back Fred) Jackson, of course, is having a huge year. (Quarterback Ryan) Fitzpatrick is having a great year. Anytime you have a team that’s had, what, five turnovers, plus-11 (differential), they’re doing some very good things to help themselves win.”

Q: When you see a team that’s at plus-11 and has 16 takeaways, including 12 interceptions, as a coach what do you think of and have to emphasize to the players?

Coughlin: “Ball security is a huge issue. They’ve got a ton of interceptions off tipped balls. So you’ve got to be very careful what kind of situations you’re getting yourself into. The big one against the Patriots was a jammed up receiver on the outside and the receiver breaking inside out, collision, there it is. There’s the ball.”

Q: Have they run a lot of gadget plays with Brad Smith?

Coughlin: “They run wildcat, but it hasn’t been a real elaborate thing. It’s been basically runs. But he does throw, you can’t forget that.”

Q: He scored on a run last week.

Coughlin: “He did, a very powerful run from the five- or six-yard line.”

Q: Their defense apparently will not have Kyle Williams or Chris Kelsay, but with Marcell Dareus, their first-round draft choice...

Coughlin: “He’s playing very well. They’re physical. They’re a good front group no matter who’s in there – whether it’s (Danny) Batten, Kelsay – certainly they will miss Williams at nose. But they’ve got some depth in there. Those guys all get to play and they do have high motors and they play hard.”

The Coughlin Corner – Week 5

By Michael Eisen

EAST RUTHERFORD, N.J. – The Coughlin Corner, Giants.com’s exclusive weekly interview with head coach Tom Coughlin:

Q: You had a dramatic come-from-behind victory last week in Arizona. In your experience, can that momentum affect this week’s game against Seattle or is every game such a separate entity that there is no carryover from one game to the next?

Coughlin: “It’s hard to have a lot of carryover other than the fact that hopefully your confidence is up. Not much was going our way, and yet we were able to find a way to win. That’s a huge confidence boost. However, you don’t want to save it – under those circumstances – too many times. We scored 21 points in the fourth quarter. Our emphasis is to win and to finish, win the fourth quarter, finish the game. Of course, we were able to do that in dramatic fashion, but you certainly would like to play better in the first three quarters.”

Q: The offense played well in no-huddle, as it often does. When you practice the no-huddle during training camp, you’ll call out a situation - “68 yards, one timeout, need a field goal.” Do you try to put the offense in pressure situations so the players get used to operating under duress at key points in a game?

Coughlin: “If you look at the way these drills are done, in training camp they are highly, highly competitive – almost too much sometimes. It’s not quite that way here, because I try to keep the fronts from really just flat-out banging into each other the whole time. I really try to orchestrate the secondary as well. But it is highly competitive, and it is always under the pressure of time. We strive to save timeouts. Normally, we will have a couple timeouts at least at the end of the game for that purpose. But the idea is to, again, keep your eye on the clock, pick the tempo up, get in and out, communicate as quickly as you can, snap the ball, make a play, understand when the pressure is coming, when do you expect the pressure to come, beat the pressure. Inevitably, there are things that happen throughout the course of a drive and you need somebody to make a big play. Usually, you need a 25-yard-plus play. Maybe the defense provides you with a penalty. Something of that nature that helps you with regard to the clock. You’ve got to try to keep that kind of an understanding of what has to be done in X amount of time. I always give them a spot on the field. If it’s going to be a field goal, the ball has to be inside the 18 or something like that. It’s incredible how many times it ends up being highly competitive and the ball within two or three yards of where you want to be with one or two snaps left, and you think to yourself sometimes, ‘Whew, it’s pretty hot in the kitchen right now.’ But it’s good to work on that.”

Q: During the season, how often do you do that?

Coughlin: “Just once a week.”

Q: If the offense is struggling, do you often consider using the no-huddle to get it going?

Coughlin: “I do use it. Not necessarily in that personnel, but we do use it.”

Q: Does that pick up the tempo?

Coughlin: “There are a lot of reasons for it. Tempo is one. Rhythm is another. You put the quarterback in a great position where he can see. He’s standing right there, and it depends, again, what your goal is. Sometimes it’s not the clock. Sometimes it’s to be able to keep people from substituting and evaluate the situation and make the best possible call, correct people around and traffic. Sometimes there’s no hurry with it.”

Q: You have often said you like to start with running the ball and stopping the run. The last two weeks, you haven't done either as well as you would like. Does that put pressure on other facets of the game offensively and defensively?

Coughlin: "It certainly does. Offensively, I get very concerned with one dimension. In some situations, one-dimensional is one thing, but one-dimensional too early in the game is not a good thing. Balance is the key for us. The defense must have to defend more than just one thing. It plays its way into your entire theory and philosophy of how you want to play the game."

Q: What about defensively?

Coughlin: "Defensively, you're trying to get the other guy to one dimension. You're trying to be in a situation where, for example, people can pin their ears back and just attack the quarterback."

Q: I can't imagine you'd enjoy coaching one of these "diva" receivers who have to act out every touchdown and talk a lot. It would seem, then, that Hakeem Nicks is your kind of player. He quietly goes about his business and doesn't seek or get the attention someone with his talent might deserve. Is he your kind of player?

Coughlin: "He is. He's also certainly earned an awful lot of attention. But if he flies a little bit under the radar, that's okay."

Q: Is he as quiet and unassuming around the team as he is in public?

Coughlin: "When he's out on the field he is very aggressive, very aggressive, very aggressive. He's anxious to be a participant in affecting the outcome of games. That's how he plays. All those things are good. He's aggressive. He's competitive. He wants the ball. He can obviously catch the ball in very difficult circumstances."

Q: I don't recall many, if any, players with this kind of versatility, but can Kevin Boothe play all five positions on the offensive line?

Coughlin: "He can and he has. He's substituted at tackle. He's substituted at guard. He's substituted at center. He's a goal line tight end. He's done an awful lot of things for us while he's been here. And he can do those things because he is very smart and he is the kind of guy that's very, very team oriented. He utilizes what he has to the best of his ability."

Q: How valuable is it to have a guy you can plug in anywhere along the line?

Coughlin: "Extremely."

Q: When Jake Ballard arrived here, he was considered a blocking tight end, because that's what he did at Ohio State. But in high school he was primarily a receiver and he clearly has receiving skills. How do you look at Jake? Is he a blocker or a receiver or a guy that can eventually do both pretty well?

Coughlin: "We're trying to obviously develop him into an all-around tight end. He is more than one dimensional. He's proven that. You don't ever want to get too far away from the ability to block at the point. He is a big man and he can do that. But the more things that he can contribute in terms of being well-rounded at that position, the better off we're going to be. And he's demonstrated that."

Q: When players who don't normally get a lot of acclaim make big plays – as Ballard, Dave Tollefson and Victor Cruz did the other day – does it get everybody else on the team excited?

Coughlin: "I think it does. This team gets excited about that. I really think one of the major facets of a team is the ability to have joy and excitement for those who excel, who make the plays. Share in the excitement of the moment and share in the congratulations of those who do well and do it in a very unselfish way. And you see that when some of these guys make plays and the rest of the teammates get excited for them because they've been able to perform under pressure."

Q: You have done very well in the green zone this season (eight touchdowns in 10 opportunities, an NFL-best 80 percent success rate). Was that something you targeted in the offseason?

Coughlin: "It always is. I want to tell you that I think we were 11th last year offensively (that is correct, at 57.4 percent). It's an area where you want to lead the league because that is a reflection of the number of times you've scored touchdowns in there. So, obviously, points are based on that. It's a situational part of our game that we spend a lot of time on, and we're constantly trying to improve it."

Q: Seattle is almost a little unusual in that you just played them last year and they have the same coaches, but it's a very different team.

Coughlin: "I made that mistake this morning -- I was talking to the guys -- by saying something basically just like that. The point that's being made, though, is that they are a different team. They have five new starters on defense, 10 on offense. They have lots of different people in different roles from a year ago. So there is no question that we don't know this team. We've played against the coaches. We know some of what the coaches believe in and how they go about their business. But still it's the players we must be familiar with."

Q: You mentioned how you face a dangerous return specialist every game. This week it's Leon Washington, who followed Patrick Peterson, who followed DeSean Jackson. Are there fundamentals that your coverage teams use against each returner, or is every returner so different that you need much different game plans for each?

Coughlin: "No, they're different. They're very different. Very different in their style in their game and how the returns are set up for them. What circumstance you want them to have the ball in or don't want to have the ball in, where you want the ball placed, how you adjust your coverage to affect where the ball is placed and not allow that individual to

get started. So every returner has his own style. And it's just a matter of fact, if you look ahead at our schedule, they're just lined right up. They're lined up all season."

Q: This is a little bit different, but I want to ask you about the passing of Steve Jobs. As a coach, you get ideas from many sources for motivational or strategic purposes. You go outside of football. The teachings of the late John Wooden are very important to you. How about going outside of sports altogether and using someone like Jobs, who was so innovative and obviously had great leadership qualities?

Coughlin: "There was an article that appeared in Fortune about the philosophy of Apple under Steve Jobs and how he ran his business, which basically is like a football operation with the way he ran it. We did a major presentation to the staff and we've used a lot of it with our team and shared it, really, around the building a little bit because it was so impressive. There's no other way to say it – a benevolent dictatorship is what he ran. And because of that, the values, the characteristics, the virtues that he brought to the table were allowed to rise. The way in which he dealt with people and the way in which they utilized the brain power of those that they hired and how they recognized them and how they tried to allow those people new to his team to grow and develop. And also the tremendous pride that he had in his work and the way in which he demonstrated disfavor if something wasn't up to the standards of Apple. So I just got a great kick out of reading about it, because, quite frankly, it's a lot of what I have researched from the time I was a young person, trying to figure out how I would want to run an organization that I was a part of by studying Bo Schembechler and Woody Hayes and Ben Schwartzwalder and some of these people. And here it is. It's not all that different. When Vince Lombardi talked about armies and businesses and football teams, when you read something as I read last spring about Steve Jobs in Fortune magazine, there wasn't any question the guy could have been a football coach – probably a lot smarter than most of us. I'm not sure how the I-pad would have been in the huddle, but he probably would have figured out how to get it in."

The Coughlin Corner - Week 4

By Michael Eisen

EAST RUTHERFORD, N.J. – The Coughlin Corner, Giants.com's exclusive weekly interview with head coach Tom Coughlin:

Q: Last week in Philly, you had contributions from players like Victor Cruz, Jacquian Williams and Rocky Bernard, who you said played well on the goal line stands. You're always talking about how you need everyone to win a game. Can you point to that game now and say "this is what I'm talking about?"

Coughlin: "You need everybody. There isn't any way around it. The status of the league indicates to you that your 53 are all involved and are all necessary in order for you to win. So that point was driven home by the fact that so many guys contributed last week. That's what you're looking for. You're looking for contributions out of everyone, and you're looking for the idea that in order for you to win, I firmly believe that you have people that are recognized and that you're counting on. But guess what, people that you don't necessarily think – or aren't necessarily recognized by the media – somebody like that has to come through for you."

Q: Last week was a big emotional win against a team you hadn't beaten in a while and everyone targeted that game. Looking from the outside, the game in Arizona this Sunday looks like it can be a letdown game. How do you prevent that?

Coughlin: "It's all in your preparation. What this team has been appealed to understand is that if you properly – if you understand how this league works and how over the course of 16 games this works, what you're looking for is you're aiming much higher than one single game. You're trying to use this game or any game as a stepping stone to further success. You're trying to use whatever you did well that week as a model to try to, again, recall how it happened, why it happened so that you, quite frankly, can do all those things in future preparations."

Q: The Cardinals have a new defensive coordinator (Ray Horton). You said in your news conference you don't know the Cardinals as well as you do some other teams, which requires extra study. When do you do that?

Coughlin: "In the offseason, you go back, you study, you do your research not only on the team and the individuals but on the coaches and where the coaches come from – what tree are they from? So you trace it back."

Q: So you study Pittsburgh, where Horton coached the previous seven years?

Coughlin: "(Offensive coordinator) Mike Miller, quite frankly, is a Pittsburgh guy too, born and raised there. (Head coach Ken) Whisenhunt, that's where his tree is, too."

Q: You were asked about Eli and said everybody is involved in reducing interceptions and turnovers. Do you keep driving that point home to him, even telling him if he has to take a sack and you have to punt the ball, it's not so bad and you'll get them next time? Do you see him developing in that area?

Coughlin: "I think he's focused on that. I think he's very aware of that. I think he does everything that he can to avoid creating a situation that might be a turnover. I think he's worked very hard at that. And hopefully everybody on offense is the same way. Ball security, whether you're a receiver or a runner, protecting the ball as a quarterback, knowing when there's a sense of people being around you, two hands on the football. You can't expect a man to have eyes in the back of his head, but it helps."

Q: You spoke to Aaron Ross last week and he had two interceptions in Philadelphia. If you could guarantee those results, you'd have one-on-one conversations with each player every week. All kidding aside, were you pleased with the way he responded after you spoke with him?

Coughlin: "The way he played, he really did an outstanding job of understanding the level of the game and nature of the game and what was happening according to time and field position and the number of timeouts that the opponent

had and all those kinds of things. I thought he really was into the subtleties of the game, the game within the game, if you will. I thought he did a nice job of that.”

Q: Going in, people probably looked at (Philadelphia defensive end) Trent Cole and thought he had a matchup advantage against Will Beatty. No one asked you about Beatty, which I’m guessing indicates he did pretty well.
Coughlin: “He played well. He did a good job. Cole is an exceptional football player with a great motor. I think Beatty studied him well, and he knew the way in which Cole likes to play – the starting point from which his game comes, which is power. I think also you have to give credit to the backs and the tight ends and everyone else that was involved in the process of protection, where the uncovered helped, where the backs chipped, where the tight ends took up space and got help. So there was a lot of different means by which we tried to go about protecting the quarterback against an exceptional pass rusher.”

Q: Last week you played Jacquian Williams and Deon Grant a lot to combat Philadelphia’s speed. Do you think with your defensive personnel you have the ability to play well against many different styles of offense?
Coughlin: “You’ve already done that in a lot of ways, just because of the nature of the teams that we’ve played to this point. So I still say it starts with pressure. You’re trying to reduce the amount of time that the quarterback has to sit back there. It’s a physical game, and the more physical that we make it, the better off we are.”

Q: Antrel Rolle talked about his penalty and the scuffle he got into in Philadelphia. It’s emotional for him going back to Arizona. In general, do players sometimes walk a fine line between playing smart, physical, aggressive football and overdoing it and getting caught up in the emotion?
Coughlin: “I don’t know about the fine line. It’s a very physical game, and Antrel has proven to everyone, really, that he is a physical player. He plays down at the line of scrimmage. He tackles well. He does a very good job of that. So that part of it has been established and everyone knows. He came back the second day and said that no penalty is acceptable. A player has to walk a very fine line from one standpoint. It isn’t about the individual, it really isn’t. It’s about the team. Every time you have a chance to make a decision about what consequences come from your behavior – if it’s not going to help your team, then you can’t do it. You just can’t do it.”

Q: You made a decision to go for two points after the first of your two fourth-quarter touchdowns against the Eagles. If you had kicked the extra point your lead would have jumped from four to five points, which doesn’t seem like it would make an immediate difference because a touchdown would still put you behind. At that point, do you have to project what could happen later in the game?
Coughlin: “Sure. You have to. That’s why you keep a chart, too. The chart said go for two. The thinking being that if they score and go for two, you can still beat them with a field goal. You don’t usually go that early, but that game against them at that point with, what, eight minutes left – they can score fast. You have to do what you have to do. The next time, it appeared to me with 3:32 left, they had no timeouts left. So if you could bleed them and recover the onside kick, there’s no threat.”

Q: One of the first attributes about the Cardinals that jumps out is their ability to block kicks, as well as their return specialists.
Coughlin: “Best since 2008 (an NFL-high 10 blocked kicks). Their two returners are unbelievable. The young rookie (Patrick) Peterson, the two kickoff returners (A.J. Jefferson and LaRod Stephens-Howling) average 30 yards and Peterson averages 18 yards a punt return. They run, they hit, they’re physical. They’ve got physical players on their team. They do a great job there. Their field goal block team is exceptional. You’ve got a 6-foot-7½ (Calais) Campbell in a spot. They knock the living daylights out of you. (Darnell) Dockett, the backup nose guard (David Carter), Campbell, (Clark) Haggans, (Adrian) Wilson and off the edge comes the rookie with 4.37 speed, the 219-pound corner, Peterson. They’re good. They cover. They run. You’ve got Jay Feely’s little bump, you’ve got to watch out for his little dribble onside kick. You’ve got a lot of stuff now, a lot of stuff.”

Q: Another team that likes to blitz a lot...
Coughlin: “A ton. You’ve got a big percentage, a big percentage, pressure team with a lot of blitz. It’s probably the same or maybe a little bit more on paper than St. Louis. They have a lot of pressure.”

Q: I imagine you’re getting accustomed to playing teams that play that way.
Coughlin: “A lot of people are doing it. Wilson is very good at it. He’ll be down at the line of scrimmage most of the day the way he plays. The linebackers are fast. They’re a veteran team. Look at the outside backers. They’ve been around a long time (Joey Porter 13 years and Haggans 12).”

Q: Does (quarterback) Kevin Kolb look like he’s settled into that offense?
Coughlin: “You can see where his arm is exceptional. It’s quick, too. He gets it out quick. He gets the ball to (Larry) Fitzgerald anyway they can. He makes plays.”

The Coughlin Corner - Week 3

By Michael Eisen

EAST RUTHERFORD, N.J. – The Coughlin Corner, Giants.com’s exclusive weekly interview with head coach Tom Coughlin:

Q: The players have certainly heard enough reminders this week about the Giants’ recent history vs. Philadelphia. Eli Manning said the players don’t think about the past, because they’re focused on preparing for

the next game. Is that how you want them to approach it? Or do you think they could derive extra incentive from losing six consecutive games to the Eagles?

Coughlin: "You've got all the incentive in the world. You don't have to go back to worry about incentive. You've got the idea that you're in the division against the rival that you've had incredible games against over the last few years. You don't have to be reminded that they haven't gone the way you want them to. But many of them have been knockdown, drag out affairs – lots of drama, lots of that involved. So you want to focus all your attention on this game and what the strengths of this Eagles team are, and there are many. And you want to try to prepare yourself for this. You don't need any weighted burdens about someone reminding you about what happened in the past. You can't do anything about the past. What you can do something about is this moment, this preparation, this day, this practice and then eventually this game."

Q: I asked you a similar question earlier this year, but in light of Domenik Hixon's injury, do you specifically remind the players that injuries cannot be used as an excuse?

Coughlin: "It's been done many, many times. That's repeated. I don't say anything like that anymore because I said it a long time ago. I said what we have is good enough, let's go play and win. That's all there is to it. I feel bad about Domenik. But somewhere, some way, somehow this stuff is going to end and our team will approach two consecutive weeks with the same people. Then we'll see how we play."

Q: Eli had a rough stretch early in the game Monday night, but rebounded to complete 10 passes in a row. He always wants to do the right thing and in light of all the injuries, do you think he's trying to take on too much?

Coughlin: "Well, he always does and he's going to feel that way. He's the captain of the team and he's the quarterback. That's a pretty good combination. He is always going to try to do – whether it's intellectually, whether it's physically – he's going to try to do something to help this team win. Now you say he had rough start. Well, he may have had a rough start with his passing accuracy, but he didn't have a rough start taking us down the field because it was a no-huddle and he was in control. And he got the ball down the field. Now the interception was very unfortunate, and it was something he'd been looking for. The tip that he had, he knew what he was going to get. I'd rather give credit to the safety. (Quintin) Mikell made a heck of a jump on a play that nobody even figured he could be there that fast and he was."

Q: But would you say to him, "Don't try to do too much?"

Coughlin: "I don't say that to him. It's not about doing too much. It's about taking the information that you have, the tools that you've been provided with, maneuvering those tools and those abilities into being the most productive we can be. And I have great faith in him that he will do that."

Q: Question about this process after a Monday night game. Do you feel at all squeezed in your preparation for the Eagles game?

Coughlin: "The squeeze is the - you do a lot of research. A lot of this doesn't necessarily apply to this team. There are so many new members on this team. So you put an awful lot of stock in preseason, you put a lot of stock in the first two games. But there still is an element of, 'It's the Eagles.' And you know what they've done in the past. It's not really a matter - until the players gather on Wednesday - of us feeling that squeeze because the schedule that we've developed maximizes what we can do. Even though it's a Monday night game, the amount of time that we can have, it's after that Wednesday practice that you start feeling, 'Man, I hope I have time to communicate all the things I want to communicate' because now all of a sudden it really is Thursday. And you haven't had a day-and-a-half where your staff just met and talked about everything in great detail. You haven't had the Wednesday nights that are full of decision-making in so many situational parts of the game. You grab a guy here and you grab a guy there and you communicate that way. And then you have to deal with the injury situation in the short week – how are we going to accommodate our team to the best of our ability given the situation medically? Those kinds of things make you feel a little bit pressed for getting it solved to the best of your ability."

Q: The strength of your defense appears to be up front, which will presumably get stronger when Osi Umenyiora returns. When you have a strong front, does that allow you to try a lot of different things in the back of the defense?

Coughlin: "What that hopefully allows is that there's only so much time for the ball to get released. It's not that you're going to do less or more in the back, you're going to do what you have to do in the back. But you're counting on 'tick, tick, tick, quarterback down.'"

Q: When Aaron Ross was removed from the game the other night he sat down on the bench and was obviously unhappy. You mentioned you were going to talk to him. Are you more understanding with a player who reacts that way now than you might have been earlier in your coaching career?

Coughlin: "Yes, but you'd still like them to be able to think and understand the way that you see it and the fact that there's a reason for everything you do, that there's nothing personal about it. It's trying to solve an issue, trying to solve a problem, trying to create some answers for some things. I've talked to Aaron. I think he understands that."

"Do I know how he feels? I can understand how he feels. Would I react differently now than I would have 10 years ago? Maybe, probably. I certainly wasn't exasperated by what he did. I went to him and said, 'We're going to need you to win this game now. So let's see if we can get ourselves collected here.'"

Q: With Hixon out, Ross is now the punt returner, which he used to do at Texas...

Coughlin: "He's always wanted to do it here. He is a very secure catcher of the ball, which is the number one priority."

Q: So you expect good things from him back there?

Coughlin: "Absolutely. That's right. That's why he's back there."

Q: You've gotten a good pass rush at times. What do you think of the play in the secondary? Sometimes it appears it's a matter of not paying the ball. Are you frustrated by that?

Coughlin: "There's a time to play the ball. But there's also a time to utilize the proper technique and get in position. You certainly do have to see an end to the five big-play passes a game, and we're working on that as best we can."

Q: A lot of attention has gone to Greg Jones, because he's the starting linebacker. But the other rookie linebacker, Jacquian William, is athletic and he's leading the team in special teams tackles. Are you pleased with what you've seen from him?

Coughlin: "Yes, I am. He's got a lot of things to learn. He is very fast. He seems to be picking things up fast. He is a force when he is rushing the passer, and we think he does have good cover skills. So we're expecting his continued development, and he also contributes in a big way on special teams, which also has to continue to happen."

Q: You are obviously very familiar with the Eagles, but they have made some significant changes.

Coughlin: "They've changed in a lot of places. They've changed (assistant) coaches, they've changed philosophies to a certain extent. The offense is not changed. There are some personnel changes. The defense appears to have made some changes, but how they play us will kind of confirm our thinking going into the game about what changes they have made from a philosophical standpoint. I'm still going to reserve the right to make an opinion on that when we play them."

Q: Is it difficult to prepare for two quarterbacks (Michael Vick and Mike Kafka) who are not similar?

Coughlin: "Yes. One right- and one left-handed, too. So there are some strong differences. But we'll do the best we can with that. We'll have to prepare for the starter and then we'll go from there."

The Coughlin Corner - Week 2

By Michael Eisen

EAST RUTHERFORD, N.J. – The Coughlin Corner, Giants.com's exclusive weekly interview with head coach Tom Coughlin:

Q: You're 0-1, and this is the only home game in the first quarter of the season. Is there a greater sense of urgency this week or do you try not to put extra importance on any early-season game?

Coughlin: "Every week there's a great sense of urgency. We don't pick and choose. The importance of every game in this league is well documented. What we're trying to do is improve, to get ourselves to a position where we understand what happens in a game when it's 21-14 and the ball is at the 27-yard-line and you only have so many opportunities. And our execution has got to improve. We had chances (in the season opener in Washington), and we didn't take advantage of them. That's the only way to put it. But as far as what we believe, every game is the most important game on our schedule. I don't know how you can get any more significance than 9/11, playing on 9/11, playing in the opening game. So it's going to be this way every week. This week is a Monday night game. It's the second game of the season. We're 0-1. St. Louis is 0-1. Both teams, I'm sure, feel like this is a critical game."

Q: Do you think you need to establish some success on your home field?

Coughlin: "You've got to win at home, that's all there is to it. You've got to combine the 12th man with the enthusiasm and the excitement of playing at home. This is our first home game. As you mentioned, the beginning and the first phase of our season finds us on the road a lot. So this is an opportunity to be at home, in front of the home fans and to take advantage of the circumstances, the situation of Monday night football, the fact that our fans will be really into the game. You try to utilize all factors, including the 12th man, to help us get a win."

Q: Do you worry at all that the players will look at the injuries your team has suffered and say, "What's going on, why do we keep getting hit like this?" Do you have to monitor that kind of thing, or have the captains monitor that?

Coughlin: "No. I mean, this week's set of circumstances is typical of an in-season week after a physical football game. You just played a divisional foe. It was a very physical game. You have a couple of guys that potentially won't make it, but that's not different than anything that you go up against on a weekly basis in this league. So I think that the players understand fully that each individual is asked to do more than he's ever done before, and the people that are asked to step up have got to step up to play at the championship level. That's all there is to it. And we have substitutes and they have to go play and they have to play well, well enough for us to win."

Q: You were one-for-10 on third down against the Redskins. When you have an area like that that you're not pleased with, how do you go about correcting it? Do you review the self-scouting you did in the offseason?

Coughlin: "You do it all. You look at what the opponent does, you look at what you can do. It's always a matchup circumstance, and what you try to do is create the best possible matchups for you. We had some ridiculous (long) yardage ones last weekend, which would be very difficult under any circumstance to be positive with. But there were others that we should have made. There was a third-and-three in there. There was a fourth-and-one and a third-and-one. Those are things you've got to get done. If you expect to win, you've got to accomplish that. We've looked at it, we've evaluated it, we've done some things that hopefully are going to show up on the field and allow us to execute. It's a matter of execution. All you've got to do is look at it and you see there's a missed block here, there's a missed block there, there's a dropped ball here, there's a dropped ball there. To win a one-on-one matchup, that's what guys eventually have to do. There are 11 of them and there are 11 of us, and somebody's got to win a matchup one-on-one. Sometimes that doesn't happen. So we just came up short on a couple of them, too. You hit (Mario) Manningham on the third-and-eight and we got seven that created the fourth-and-one. So there's all kinds of things like that. But until

we get the execution, the identification, the execution, the precision, the quickness in speed with which all these things are determined – it's a process. We're, what's that phrase - we're a work in progress."

Q: Last week there was a lot of attention on rookie Greg Jones starting his first game at middle linebacker. In your experience after those young players are in the spotlight for their debut, do they settle down once they get through that?

Coughlin: "I think anytime you've been there, you've done that, you've seen what it's like, it helps you. You probably expected the worst before that first game. Maybe it wasn't as bad as you expected. So now you have to do what everyone does. You have to become a football player. You have to see where you come up short with your preparation, where you've come up short with your learning, where you didn't quite give them enough credit nor know yourself well enough to put yourself in the right position all the time to be able to make the play – all these things you get better at as you go along. This guy wants to be a good football player, and so you know that part of it is being done. The effort part is being employed. Now what we have to do, what our coaches have to do, is to help him in terms of how he can be the best he can be. Every one of us has some kind of limitation, something about us that we're dealing with. And you can sometimes be helped. He's a physical guy. You'd like to have the ball turned in toward him all the time."

Q: A lot of attention was placed on Justin Tuck and Osi Umenyiora, the two defensive ends who didn't play...

Coughlin: "How about the ones that did? (Dave) Tollefson and JPP (Jason Pierre-Paul) played well, and even (Justin) Trattou, when he got in the game, helped us in some situations. In our business – I was asked a couple questions about that this week – I'm not trying to be disrespectful, I'm trying to say this – that, again, the guys that are on the field are the guys that are going to play the game. And they've got to play it at the highest level. Now obviously we have other players on our team that we would like to see out there. At this point in time, they are not. So let's get the guys that are going to play in the best frame of mind, the best preparation that we possibly can, make them understand the circumstances. Up comes JPP with two sacks and a forced fumble. Up comes Dave Tollefson with a sack and some solid, solid play. So that's what has to happen. It's just too bad that the big play aspect of some of what we saw in terms of the big play passes kept us from really isolating in on how well those guys did play."

Q: When you look at JPP, are you starting to see the potential when you drafted him on the first round last year? Has he made the strides you hoped he would make when he first arrived?

Coughlin: "Definitely. He is much more aware of what his responsibilities are, what the surroundings are. He does a better job of preparing against the opponent that he's going to play against. Once he gets zoomed in and dialed in, not only is he fast and athletic, he's a powerful man with great, big, long arms that will knock your butt back into the backfield and utilize those arms to keep you from trying to tie him up or grab his jersey."

Q: What do you like about Brandon Stokley, the veteran receiver you signed this week?

Coughlin: "He's a slot receiver that's had tremendous success, well documented in his years in Indianapolis. The guy came in here and had a heck of a workout. There isn't any question that while we've been grooming young receivers to play that spot, we can't manufacture experience. You have to play your way through it. So with a Stokley here, what you're saying to yourself is, 'Okay, (Victor) Cruz, okay, (Jerrel) Jernigan, okay you guys, study this guy because he can help you learn to be an exceptional player.'"

Q: With a young group of receivers is it important to have an experienced player like Stokley who can lead by example?

Coughlin: "That's what you're trying to do. You're trying to not only win games, you're trying to establish confidence for the quarterback and you're trying to create dependability. And in the meantime, you're trying to develop some young guys who can play there for a lot of years."

Q: As you study the Rams and you look at Steve Spagnuolo's defense, did you say, "Oh, that looks familiar?"

Coughlin: "Obviously, it's different people, a different guy calling the game. But it still is the same defense. There are similarities with the Philadelphia package and similarities with the Giant package from a few years ago. Yeah, you don't have to go too far to put a name with the defense."

Q: They're attacking, blitzing – is that a difficult style to prepare for?

Coughlin: "That's pretty much every week in the NFL now. It's an aggressive defensive style. That's, number one, to be expected, and number two, to be anticipated. But they're good. They're balanced. They disguise very well. They do a lot of things very, very well. So it'll be a nice challenge."

Q: Their offense has lost some weapons due to injury...

Coughlin: "They've got plenty of weapons. They've got size and speed on the outside, and the young tight end played very well the other day. The running backs out of the backfield are to be dealt with, a little different style third down package. So, yes, they've got a lot of weapons."

Q: How about their quarterback, Sam Bradford?

Coughlin: "Strong arm. Big, strong, athletic guy that has good accuracy and will stand in there and deliver the ball and not lose his focus as the rush gets closer."

**The Coughlin Corner
Week 1**

By Michael Eisen

EAST RUTHERFORD, N.J. – The Coughlin Corner, Giants.com’s exclusive weekly interview with head coach Tom Coughlin:

Q: The season opener is Sunday in Washington. What does opening day mean to you?

Coughlin: “It still generates a lot of emotion and enthusiasm. The feeling you get on the sidelines and during the national anthem will be even greater this year because it will be the 10th anniversary of 9/11. It is just as exciting as ever, the balancing factor being the opponent and how you go into the game and those types of things. The emotion and excitement and why you coach it and why you play it is all there.”

Q: What are some of the challenges you face when preparing for an opening game?

Coughlin: “There are unique challenges, particularly when you are facing someone you don’t have any past record on or if it is a first-time head coach or someone you don’t have any research information based on the offseason. You always have to balance things out in regards to what are they showing and what are they not showing. What has he done in the past that he is not showing now? How does he cater to his personnel? What is the obvious objective of preseason and then it is looking hard at what they have done with their personnel.

“This team (the Redskins) went out and got seven starters and I’m not talking about the draft sequence either, I am talking about through free agency and trades. They built themselves seven starters and their number one draft choice gives them eight starters that weren’t there a year ago. You have a lot of things that have to be analyzed and how these people fit with what they are trying to do and the influence of these different players in their system and how those players can impact what they already have. You have a lot of that type of analysis and conjecture that you have to speculate on. You can’t just sit and say, ‘Okay, that is what I see in preseason.’ You have to speculate on where you think they are heading.”

Q: Are there more adjustments on the fly in the first game?

Coughlin: “You have that anytime anybody comes in with a different plan, whether it’s on offense, defense or special teams. That is what you do. Your whole sideline and game day circumstances are about adjusting, changing or reacting. What do you see and what don’t you see? That type of stuff. In a normal year, you have studied the offseason and you already have a game plan and all you are doing is updating it based on what you see in preseason and then you have to weigh again what kind of emphasis you put on what you saw in preseason. Are you disregarding it or are you disregarding what you saw last season.”

Q: Because you didn’t have an offseason program and didn’t have two-a-days in training camp, do you have any less of a feel for your team than you normally do prior to the season opener?

Coughlin: “Well, again you have to have people that are going to come through for you and play the way you visualize playing. You always have adjustments. You always have things that have to be changed based on personnel. Those are the real issues. How are people going to perform under the pressure of the first game in the National Football League? Therein lays how you are going to play and how you are going to perform. Then you go through the gambit of, ‘Has the opponent improved? Are you going to protect the passer well? Is everyone on the same page in regards to the blitz timing and who can cover and who can’t cover? What issues are you being forced to confront, even if you don’t want to with the style of attack on defense or offense?’ You have a guy like (Brandon) Banks, who is a kick returner and punt returner, what are your thoughts there? Are you going to be the kind of punt team that is going to be able to keep the ball away from him or pin him on the boundaries? Are you going to be able to do that for the length of the game?”

Q: You’ve lost six defensive players to season-ending injuries. Do you discuss them with the entire team? Or does mentioning them give the players an excuse?

Coughlin: “There are no excuses. Most of our feelings are for the player that is injured and, of course, we wish him well, knowing full well that he is emotionally in a state of shock right away. Everything he desired and wanted and was excited about from a professional standpoint is taken away from him for that year. We just were honest about it and then the next move is to move on. Let’s go and move forward. There is absolutely no thought or pity and there is no spending anytime for remorse. You get yourself off the floor and you go make your adjustments and move forward. Dealing with it is not an easy thing and one thing is you are reminded of it all the time. Somebody wants to carry a list around and it is there. But my thing is, if we could have changed anything that would put ourselves in a better position for this then I would have done it in a minute. When you look at the way these injuries have come about, what are you going to do or how are you going to change anything? Poor Jon Goff was basically nothing more than a jog through at a Monday practice in the first team period. On about the sixth or seventh play he bumps knees and you think they just bumped knees and that was not to be.”

Q: You have 10 rookies on the team. Are you going to have to be more patient with this team because of that?

Coughlin: “We have had four preseason games with these guys and they have brought an element of enthusiasm and speed to the team. And that’s first and foremost. You are always looking for great effort and an opportunity for these guys to know enough about their assignments to go out and play and that’s the big thing. Let’s not get hung up on the X’s and O’s. Let’s put them in a position where they can go out and play and help us win a football game. That’s where you come from. Do you know they are going to make mistakes? Sure, you know, and hopefully they are minimized. Hopefully, the other guy is not able to take advantage of it and that’s what you are praying for.”

Q: On Sunday, Eli Manning will start his 104th consecutive regular season game, the longest streak among active NFL quarterbacks. What are the tangible benefits to having him in there for every practice and every game?

Coughlin: “The continuity and the incredible reliability, dependability that you place in Eli. The idea that he is a great stabilizer in your team, people rely on him and they know they can rely on him. They look to him not only for leadership but direction. He is consistently meeting with receivers and running backs about protections. He exerts

himself and he reacts. He is such a great example and it is a great example for all of us. He is intellectually stimulated by the game and he is a student that wants all the information and all the answers. He wants it all and if he doesn't have it all, he is not comfortable. When you have all these things and you know there is a certain level of preparation he is going to go through and his teammates know they have to be able to get up to the level that he is at. The stability, continuity, reliability and the fact that you know you have a guy in the driver's seat that you know is going to be a playmaker and the guys around him are going to benefit."

Q: You made significant changes on the offensive line, which has been the heart and soul of the team. Are you pleased with that group's development?

Coughlin: "They have gotten better and better, but game day will tell a lot. They have grown closer and communicated better and (new center) David Baas has fit right in with those guys and that's a very, very smart group and they know what they are doing. If they can communicate it as fast as possible and David is on the same page, we will make the kind of progress we believe we are going to make."

Q: Do you think Steve Weatherford will give you more consistency at punter than Matt Dodge did?

Coughlin: "Yes, the statistics have said that in the preseason. We think that as the game unfolds, we can make adjustments with Steve and put the ball outside the numbers. He can give us a reliable feeling when we punt the ball, where the ball is going to be placed. I do think very highly of Matt Dodge and I think he has made outstanding improvement and he will be a very good punter in this league for a long time. He just has to improve his directional punting, but he does have a very strong leg and his consistency this preseason was pretty good."

Q: Do you think the Redskins will look significantly different than the team you played in the 2010 season finale?

Coughlin: "They have had a good preseason and they have a lot of yards and scored a lot of points. If you look at just the first two quarters, their ones have scored 30 and 31 points, so they have done well in the preseason. Running the ball, they are averaging 145 (yards) and 240 passing, so they have had a good preseason. Their defense has played well. They have pressured well and I think we can anticipate what the style of play will be and we just have to figure out how we can stop the offense and move the ball against the defense."

Q: The opener will be played on the 10th anniversary of the 9/11 terrorist attacks. You've often said you're not usually reflective, but are the events of that day something you've looked back on?

Coughlin: (Holds up a USA Today) "All you have to do is look at the national papers and for a week it has been nothing but 9/11 memories and how it has changed our lives. You can feel how the league is going to recognize the tragedy that took place to this great country on 9/11/01. Recognizing the terrible loss of life and the people who have lost loved ones and recognizing the heroes, the firemen, the emergency people, the policemen, the people who immediately sacrificed their lives to save others. What it taught all of us about how we are responsible to a certain extent for our own safety in terms of being alert and recognizing it is a different world today. It is a different kind of warfare and we have to be really alert and aware of that fact. We have been taught a very different and radical lesson from this and our lives have changed. The world has changed and I don't think you can help that."

"My own personal feelings have to do with being close to General (Raymond T.) Odierno (the former commander of U.S. forces in Iraq and the current Chief of Staff of the Army) and being in Iraq and seeing a little bit of the world and how it reacts to terrorism. I have some personal feelings about it because my son (Tim) was in the second tower and the blessing our family received by him being able to escape. I read about the guy that died because his lungs were ruined by breathing the debris. There were so many ways people were affected by this terrible tragedy. I can think of wanting my son to get as far away from there as fast as he could."



**2011 Playoffs
Play-by-Plays & Flip Cards**

NFC CHAMPIONSHIP GAME

National Football League Game Summary

NFL Copyright © 2011 by The National Football League. All rights reserved. This summary and play-by-play is for the express purpose of assisting media in their coverage of the game; any other use of this material is prohibited without the written permission of the National Football League. Updated: 1/23/2012

Date: Sunday, 1/22/2012

New York Giants at San Francisco 49ers
at Candlestick Park, San Francisco

Start Time: 3:41 PM PST

Game Day Weather

Game Weather: Rain

Temp: 52° F (11.1° C) Humidity: 77%, Wind: southeast 15 mph

Played Outdoor on Turf: Grass

Outdoor Weather: Rainy,

Officials

Referee: Hochuli, Ed (85)	Umpire: Ellison, Roy (81)	Head Linesman: Hittner, Mark (28)
Line Judge: Hussey, John (35)	Side Judge: Carlsen, Don (39)	Field Judge: Wrolstad, Craig (4)
Back Judge: Paganelli, Carl (124)	Replay Official: Hynes, Al	

Lineups

New York Giants

San Francisco 49ers

Offense		Defense		Offense		Defense	
WR 80	V.Cruz	LE 91	J.Tuck	WR 15	M.Crabtree	LDT 91	R.McDonald
LT 66	D.Diehl	LDT 97	L.Joseph	LT 74	J.Staley	NT 90	I.Sopoaga
LG 77	K.Boothe	RDT 99	C.Canty	LG 77	M.Iupati	RDT 94	J.Smith
C 64	D.Baas	RE 90	J.Pierre-Paul	C 59	J.Goodwin	OLB 55	A.Brooks
RG 76	C.Snee	S 34	D.Grant	RG 68	A.Snyder	ILB 53	N.Bowman
RT 67	K.McKenzie	MLB 93	C.Blackburn	RT 76	A.Davis	ILB 52	P.Willis
TE 85	J.Ballard	WLB 59	M.Boley	TE 85	V.Davis	OLB 98	P.Haralson
WR 88	H.Nicks	LCB 23	C.Webster	WR 10	K.Williams	LCB 22	C.Rogers
QB 10	E.Manning	RCB 31	A.Ross	QB 11	Alex Smith	RCB 25	T.Brown
FB 45	H.Hynoski	SS 21	K.Phillips	RB 21	F.Gore	SS 31	D.Whitner
RB 44	A.Bradshaw	FS 26	A.Rolle	TE 46	D.Walker	FS 38	D.Goldson

Substitutions

Substitutions

P 5 S.Weatherford, PK 9 L.Tynes, WR 12 J.Jernigan, WR 15 D.Thomas, CB 20 P.Amukamara, DB 22 D.Martin, RB 27 B.Jacobs, RB 28 D.Ware, CB 36 W.Blackmon, S 39 T.Sash, TE 47 T.Beckum, LS 51 Z.DeOssie, LB 53 G.Jones, LB 55 S.Paysinger, LB 57 J.Williams, G 62 M.Petrus, T 70 T.Ugoh, DE 71 D.Tollefson, DE 72 O.Umenyiora, WR 82 M.Manningham, TE 86 B.Pascoe, LB 94 M.Kiwanuka, DT 95 R.Bernard

K 2 D.Akers, P 4 A.Lee, WR 18 B.Swain, S 20 M.Williams, RB 24 A.Dixon, CB 26 T.Brock, S 27 C.Spillman, CB 29 C.Culliver, S 30 R.Smith, RB 32 K.Hunter, S 43 C.Jones, FB 44 M.Norris, FB 49 B.Miller, LB 51 B.Costanzo, LB 54 L.Grant, LB 56 T.Gooden, T/G 62 C.Rachal, T 75 A.Boone, TE 81 J.Peelle, TE/LS 86 B.Jennings, DT 95 R.Jean Francois, DT 96 D.Dobbs, LB 99 Ald.Smith

Did Not Play

Did Not Play

QB 8 D.Carr

QB 7 C.Kaepernick, WR 13 J.Hastings

Not Active

Not Active

WR 13 R.Barden, RB 33 D.Scott, LB 58 M.Herzlich, C 63 J.Cordle, DE 69 J.Trattou, DT 73 J.Kennedy, T 79 J.Brewer

QB 3 S.Tolzien, WR 19 T.Ginn, CB 36 S.Spencer, G 67 D.Kilgore, G 78 M.Person, NT 93 I.Williams

Field Goals (made () & missed)

L.Tynes	(31) (31)	D.Akers				(25)	
		1	2	3	4	OT	Total
VISITOR:	New York Giants	0	10	0	7	3	20
HOME:	San Francisco 49ers	7	0	7	3	0	17

Scoring Plays

Team	Qtr	Time	Play Description (Extra Point) (Drive Info)	Visitor	Home
49ers	1	7:11	V.Davis 73 yd. pass from Alex Smith (D.Akers kick) (2-73, 0:13)	0	7
Giants	2	11:15	B.Pascoe 6 yd. pass from E.Manning (L.Tynes kick) (10-69, 4:16)	7	7
Giants	2	0:02	L.Tynes 31 yd. Field Goal (10-51, 1:34)	10	7
49ers	3	5:18	V.Davis 28 yd. pass from Alex Smith (D.Akers kick) (3-54, 1:30)	10	14
Giants	4	8:34	M.Manningham 17 yd. pass from E.Manning (L.Tynes kick) (6-29, 2:34)	17	14
49ers	4	5:39	D.Akers 25 yd. Field Goal (6-48, 2:55)	17	17
Giants	5	7:06	L.Tynes 31 yd. Field Goal (5-11, 2:26)	20	17

Paid Attendance: 69,732

Time: 3:54

New York Giants vs San Francisco 49ers

1/22/2012 at Candlestick Park

Final Individual Statistics

New York Giants

San Francisco 49ers

RUSHING	ATT	YDS	AVG	LG	TD
A.Bradshaw	20	74	3.7	9	0
B.Jacobs	5	13	2.6	5	0
E.Manning	1	-2	-2.0	-2	0
Total	26	85	3.3	9	0

RUSHING	ATT	YDS	AVG	LG	TD
F.Gore	16	74	4.6	11	0
Alex Smith	6	42	7.0	17	0
K.Hunter	4	31	7.8	18	0
A.Dixon	2	3	1.5	3	0
Total	28	150	5.4	18	0

PASSING	ATT	CMP	YDS	SK/YD	TD	LG	IN	RT
E.Manning	58	32	316	6/49	2	36	0	82.3
Total	58	32	316	6/49	2	36	0	82.3

PASSING	ATT	CMP	YDS	SK/YD	TD	LG	IN	RT
Alex Smith	26	12	196	3/18	2	73	0	97.6
Total	26	12	196	3/18	2	73	0	97.6

PASS RECEIVING	TAR	REC	YDS	AVG	LG	TD
V.Cruz	17	10	142	14.2	36	0
A.Bradshaw	8	6	52	8.7	30	0
H.Nicks	12	5	55	11.0	15	0
T.Beckum	5	4	16	4.0	6	0
H.Hynoski	3	3	20	6.7	10	0
B.Jacobs	2	2	8	4.0	5	0
M.Manningham	5	1	17	17.0	17	1
B.Pascoe	1	1	6	6.0	6	1
J.Ballard	1	0	0	0.0	0	0
D.Ware	1	0	0	0.0	0	0
J.Jernigan	1	0	0	0.0	0	0
Total	56	32	316	9.9	36	2

PASS RECEIVING	TAR	REC	YDS	AVG	LG	TD
F.Gore	8	6	45	7.5	24	0
V.Davis	5	3	112	37.3	73	2
D.Walker	4	2	36	18.0	29	0
M.Crabtree	5	1	3	3.0	3	0
K.Williams	4	0	0	0.0	0	0
Total	26	12	196	16.3	73	2

INTERCEPTIONS	NO	YDS	AVG	LG	TD
Total	0	0	0	0	0

INTERCEPTIONS	NO	YDS	AVG	LG	TD
Total	0	0	0	0	0

PUNTING	NO	YDS	AVG	NET	TB	IN20	LG
S.Weatherford	12	557	46.4	40.6	0	2	57
Total	12	557	46.4	40.6	0	2	57

PUNTING	NO	YDS	AVG	NET	TB	IN20	LG
A.Lee	10	455	45.5	40.0	0	3	59
Total	10	455	45.5	40.0	0	3	59

PUNT RETURNS	NO	YDS	AVG	FC	LG	TD
A.Ross	3	29	9.7	0	14	0
W.Blackmon	3	26	8.7	2	13	0
[DOWNED]	2	0	0.0	0	0	0
Total	6	55	9.2	2	14	0

PUNT RETURNS	NO	YDS	AVG	FC	LG	TD
K.Williams	8	70	8.8	2	24	0
[OUT OF BOUNDS]	2	0	0.0	0	0	0
Total	8	70	8.8	2	24	0

KICKOFF RETURNS	NO	YDS	AVG	FC	LG	TD
J.Jernigan	1	17	17.0	0	17	0
[TOUCHBACK]	4	0	0.0	0	0	0
Total	1	17	17.0	0	17	0

KICKOFF RETURNS	NO	YDS	AVG	FC	LG	TD
K.Williams	3	85	28.3	0	40	0
K.Hunter	1	15	15.0	0	15	0
Total	4	100	25.0	0	40	0

New York Giants

FUMBLES	FUM LOST	OWN-REC	YDS	TD	FORCED	OPP-REC	YD	TD	OUT-BDS
E.Manning	1	0	0	0	0	0	0	0	0
K.McKenzie	0	0	1	0	0	0	0	0	0
C.Webster	0	0	0	0	0	1	0	0	0
J.Williams	0	0	0	0	0	1	0	0	0
D.Thomas	0	0	0	0	0	0	2	0	0
Total	1	0	1	0	0	2	2	0	0

San Francisco 49ers

FUMBLES	FUM LOST	OWN-REC	YDS	TD	FORCED	OPP-REC	YD	TD	OUT-BDS
K.Williams	2	2	1	0	0	0	0	0	0
K.Hunter	1	0	1	-9	0	0	0	0	0
D.Walker	1	0	0	0	0	0	0	0	0
R.McDonald	0	0	0	0	0	1	0	0	0
Total	4	2	2	-9	0	1	0	0	0

Final Team Statistics

	Visitor Giants	Home 49ers
TOTAL FIRST DOWNS	20	15
By Rushing	3	6
By Passing	17	5
By Penalty	0	4
THIRD DOWN EFFICIENCY	7-21-33%	1-13-8%
FOURTH DOWN EFFICIENCY	0-1-0%	0-0-0%
TOTAL NET YARDS	352	328
Total Offensive Plays (inc. times thrown passing)	90	57
Average gain per offensive play	3.9	5.8
NET YARDS RUSHING	85	150
Total Rushing Plays	26	28
Average gain per rushing play	3.3	5.4
Tackles for a loss-number and yards	0-0	3-4
NET YARDS PASSING	267	178
Times thrown - yards lost attempting to pass	6-49	3-18
Gross yards passing	316	196
PASS ATTEMPTS-COMPLETIONS-HAD INTERCEPTED	58-32-0	26-12-0
Avg gain per pass play (inc.# thrown passing)	4.2	6.1
KICKOFFS Number-In End Zone-Touchbacks	4-0-0	5-4-4
PUNTS Number and Average	12-46.4	10-45.5
Had Blocked	0	0
FGs - PATs Had Blocked	0-0	0-0
Net Punting Average	40.6	40.0
TOTAL RETURN YARDAGE (Not Including Kickoffs)	55	70
No. and Yards Punt Returns	6-55	8-70
No. and Yards Kickoff Returns	1-17	4-100
No. and Yards Interception Returns	0-0	0-0
PENALTIES Number and Yards	9-60	6-50
FUMBLES Number and Lost	1-0	4-2
TOUCHDOWNS	2	2
Rushing	0	0
Passing	2	2
EXTRA POINTS Made-Attempts	2-2	2-2
Kicking Made-Attempts	2-2	2-2
FIELD GOALS Made-Attempts	2-2	1-1
RED ZONE EFFICIENCY	2-4-50%	0-1-0%
GOAL TO GO EFFICIENCY	1-2-50%	0-0-0%
SAFETIES	0	0
FINAL SCORE	20	17
TIME OF POSSESSION	39:36	28:18

New York Giants vs San Francisco 49ers

1/22/2012 at Candlestick Park

Ball Possession And Drive Chart

New York Giants

#	Time Recd	Time Lost	Time Poss	How Ball Obtained	Drive Began	# Play	Yds Gain	Yds Pen	Net Yds	1st Down	Last Scrm	How Given Up
1	12:02	7:24	4:38	Punt	NYG 16	9	14	0	14	2	NYG 30	Punt
2	7:11	2:13	4:58	Kickoff	NYG 31	9	35	0	35	2	SF 34	Downs
3	0:31	11:15	4:16	Punt	NYG 31	10	69	0	69	4	* SF 6	Touchdown
4	5:28	2:51	2:37	Punt	NYG 19	5	22	0	22	1	NYG 41	Punt
5	1:36	0:02	1:34	Punt	NYG 36	10	56	-5	51	3	* SF 13	Field Goal
6	15:00	13:25	1:35	Kickoff	NYG 20	3	9	0	9	0	NYG 29	Punt
7	9:32	6:48	2:44	Punt	NYG 7	5	22	0	22	1	NYG 29	Punt
8	5:18	3:15	2:03	Kickoff	NYG 20	4	12	0	12	1	NYG 32	Punt
9	1:55	0:53	1:02	Punt	NYG 27	3	5	0	5	0	NYG 32	Punt
10	12:37	11:08	1:29	Punt	NYG 20	3	-5	0	-5	0	NYG 15	Punt
11	11:08	8:34	2:34	Muffed Punt	SF 29	6	39	-10	29	2	* SF 17	Touchdown
12	5:39	4:07	1:32	Kickoff	NYG 20	3	7	0	7	0	NYG 27	Punt
13	3:04	1:47	1:17	Punt	NYG 26	3	-5	0	-5	0	NYG 21	Punt
14	1:18	0:19	0:59	Punt	NYG 18	5	36	-5	31	1	NYG 49	Punt
15	15:00	13:38	1:22	Kickoff	NYG 20	4	14	0	14	1	NYG 34	Punt
16	12:02	9:32	2:30	Punt	NYG 36	5	3	5	8	1	NYG 44	Punt
17	9:32	7:06	2:26	Fumble	SF 24	5	16	-5	11	1	* SF 13	Field Goal

(494) Average NYG 29

San Francisco 49ers

#	Time Recd	Time Lost	Time Poss	How Ball Obtained	Drive Began	# Play	Yds Gain	Yds Pen	Net Yds	1st Down	Last Scrm	How Given Up
1	15:00	12:02	2:58	Kickoff	SF 23	5	16	0	16	1	SF 39	Punt
2	7:24	7:11	0:13	Punt	SF 27	2	73	0	73	1	SF 27	Touchdown
3	2:13	0:31	1:42	Downs	SF 34	3	-4	0	-4	0	SF 30	Punt
4	11:15	5:28	5:47	Kickoff	SF 22	9	45	-15	30	3	NYG 48	Punt
5	2:51	1:36	1:15	Punt	SF 16	3	4	0	4	0	SF 20	Punt
6	0:02	0:00	0:02	Kickoff		0	0	0	0	0		End of Half
7	13:25	9:32	3:53	Punt	SF 32	7	19	0	19	2	NYG 49	Punt
8	6:48	5:18	1:30	Punt	SF 46	3	54	0	54	2	NYG 28	Touchdown
9	3:15	1:55	1:20	Punt	SF 22	3	8	0	8	0	SF 30	Punt
10	0:53	12:37	3:16	Punt	SF 12	5	27	10	37	2	SF 49	Punt
11	8:34	5:39	2:55	Kickoff	SF 45	6	43	5	48	3	* NYG 7	Field Goal
12	4:07	3:04	1:03	Punt	SF 35	3	-7	0	-7	0	SF 28	Punt
13	1:47	1:18	0:29	Punt	SF 29	3	0	0	0	0	SF 29	Punt
14	0:19	0:00	0:19	Punt	SF 36	3	32	0	32	1	SF 38	End of Half
15	13:38	12:02	1:36	Punt	SF 22	3	9	0	9	0	SF 31	Punt

(401) Average SF 29

* inside opponent's 20

Time of Possession by Quarter		1st	2nd	3rd	4th	OT	Total
Visitor	New York Giants	10:07	7:56	7:24	7:51	6:18	39:36
Home	San Francisco 49ers	4:53	7:04	7:36	7:09	1:36	28:18
Kickoff Drive No.-Start Average		Giants: 5 - NYG 22		49ers: 3 - SF 30			

Play By Play

First Quarter

1/22/2012

NYG wins the coin toss and elects to defer. SF elects to Receive, and NYG elects to defend the north goal.

L.Tynes kicks 57 yards from NYG 35 to SF 8. K.Hunter to SF 23 for 15 yards (S.Paysinger, T.Sash).

San Francisco 49ers at 15:00, (1st play from scrimmage 14:54)

- 1-10-SF 23 (14:54) F.Gore up the middle to SF 27 for 4 yards (J.Pierre-Paul, C.Blackburn).
- 2-6-SF 27 (14:17) Alex Smith pass short left to F.Gore to SF 33 for 6 yards (D.Grant). Caught at SF 21. 12-yds YAC P1
- 1-10-SF 33 (13:28) K.Hunter left tackle to SF 32 for -1 yards (L.Joseph). SF-M.Iupati was injured during the play. His return is Probable.
- 2-11-SF 32 (12:54) (Shotgun) F.Gore right guard to SF 39 for 7 yards (M.Boley).
- 3-4-SF 39 (12:16) (Shotgun) Alex Smith pass incomplete short middle to F.Gore (L.Joseph).
- 4-4-SF 39 (12:11) A.Lee punts 52 yards to NYG 9, Center-B.Jennings. W.Blackmon to NYG 16 for 7 yards (C.Culliver).

New York Giants at 12:02

- 1-10-NYG 16 (12:02) E.Manning pass incomplete short right to H.Nicks.
- 2-10-NYG 16 (11:58) E.Manning pass incomplete deep middle to T.Beckum.
- 3-10-NYG 16 (11:51) (Shotgun) E.Manning pass short middle to V.Cruz to NYG 28 for 12 yards (D.Goldson). Caught at NYG 28. P1 0-yds YAC
- 1-10-NYG 28 (11:22) A.Bradshaw up the middle to NYG 28 for no gain (N.Bowman, A.Brooks).
- 2-10-NYG 28 (10:35) (Shotgun) A.Bradshaw left end to NYG 31 for 3 yards (T.Brown).
- 3-7-NYG 31 (9:59) (Shotgun) E.Manning pass short right to H.Nicks to NYG 41 for 10 yards (C.Culliver). Caught at NYG 41. 0- P2 yds YAC
- 1-10-NYG 41 (9:01) E.Manning pass incomplete deep left to V.Cruz.
- 2-10-NYG 41 (9:00) A.Bradshaw right tackle to NYG 43 for 2 yards (N.Bowman).
- 3-8-NYG 43 (8:19) (Shotgun) E.Manning sacked at NYG 37 for -6 yards (R.McDonald). FUMBLES (R.McDonald), touched at NYG 33, recovered by NYG-K.McKenzie at NYG 30. K.McKenzie to NYG 30 for no gain (D.Goldson). E.Manning charged with sack loss of 10-yds.
- 4-21-NYG 30 (7:33) S.Weatherford punts 57 yards to SF 13, Center-Z.DeOssie. K.Williams to SF 27 for 14 yards (G.Jones).

San Francisco 49ers at 7:24

- 1-10-SF 27 (7:24) Alex Smith pass incomplete short left to M.Crabtree (C.Canty).
- 2-10-SF 27 **(7:21) Alex Smith pass deep right to V.Davis for 73 yards, TOUCHDOWN. Caught at NYG 42. 42-yds YAC P2**
PENALTY on SF-V.Davis, Unsportsmanlike Conduct, 15 yards, enforced between downs.
The Replay Assistant challenged the runner was in bounds ruling, and the play was Upheld.
D.Akers extra point is GOOD, Center-B.Jennings, Holder-A.Lee.

NYG 0 SF 7, 2 plays, 73 yards, 0:13 drive, 7:49 elapsed

D.Akers kicks 66 yards from SF 20 to NYG 14. J.Jernigan to NYG 31 for 17 yards (C.Jones, B.Costanzo). SF kicks off from the SF20.

New York Giants at 7:11, (1st play from scrimmage 7:05)

- 1-10-NYG 31 (7:05) (Shotgun) E.Manning pass short left to T.Beckum to NYG 35 for 4 yards (P.Willis). Caught at NYG 35. 0-yds YAC
- 2-6-NYG 35 (6:31) A.Bradshaw up the middle to NYG 38 for 3 yards (J.Smith).
- 3-3-NYG 38 (5:47) (Shotgun) E.Manning pass short right to H.Nicks to NYG 45 for 7 yards (C.Culliver). Caught at NYG 45. 0- P3 yds YAC
- 1-10-NYG 45 (5:08) E.Manning pass short middle to B.Jacobs to 50 for 5 yards (P.Willis). Caught at NYG 48. 2-yds YAC
- 2-5-50 (4:29) (Shotgun) A.Bradshaw left end to SF 43 for 7 yards (D.Whitner). R4
- 1-10-SF 43 (3:51) A.Bradshaw right tackle to SF 42 for 1 yard (I.Sopoaga).
- 2-9-SF 42 (3:08) E.Manning pass short left to H.Hynoski to SF 34 for 8 yards (T.Brown). Caught at SF 40. 6-yds YAC
- 3-1-SF 34 (2:29) E.Manning pass incomplete short left to M.Manningham.
- 4-1-SF 34 (2:23) B.Jacobs right guard to SF 34 for no gain (N.Bowman). Officials to measure.

San Francisco 49ers at 2:13

- 1-10-SF 34 (2:13) K.Hunter FUMBLES (Aborted) at SF 26, recovered by SF-K.Williams at SF 24. K.Williams to SF 24 for no gain (O.Umenyiora). K.Hunter failed handoff on reverse to K.Williams.
- 2-20-SF 24 (1:21) F.Gore left tackle to SF 30 for 6 yards (O.Umenyiora). SF-M.Iupati was injured during the play.
- 3-14-SF 30 (:47) (Shotgun) Alex Smith pass incomplete deep left to K.Williams (A.Ross).
- 4-14-SF 30 (:38) A.Lee punts 39 yards to NYG 31, Center-B.Jennings, downed by SF-A.Dixon.

New York Giants at 0:31

- 1-10-NYG 31 (:31) E.Manning pass incomplete short left to H.Nicks.
- 2-10-NYG 31 (:11) B.Jacobs left tackle to NYG 35 for 4 yards (J.Smith).

END OF QUARTER

	Score	Time	First Downs				Efficiencies	
		Poss	R	P	X	T	3 Down	4 Down
New York Giants	0	10:07	1	3	0	4	3/5	0/1
San Francisco 49ers	7	4:53	0	2	0	2	0/2	0/0

Second Quarter

1/22/2012

Play By Play

New York Giants continued.

- 3-6-NYG 35 (15:00) (Shotgun) E.Manning pass deep right to V.Cruz to SF 29 for 36 yards (C.Rogers). Caught at SF 33. 4-yds P5
YAC
- 1-10-SF 29 (14:42) A.Bradshaw up the middle to SF 24 for 5 yards (J.Smith).
- 2-5-SF 24 (14:02) (Shotgun) A.Bradshaw left end to SF 23 for 1 yard (N.Bowman). NYG-D.Baas was injured during the play. His return is Probable.
- 3-4-SF 23 (13:30) (Shotgun) E.Manning pass short middle to V.Cruz to SF 17 for 6 yards (C.Rogers). K.Boothe in at C P6
replacing D.Baas, M.Petrus at LG. V.Cruz caught pass at SF 17. 0-yds YAC
- 1-10-SF 17 (12:48) (Shotgun) E.Manning pass short left to H.Nicks to SF 8 for 9 yards (P.Willis). Caught at SF 9. 1-yd YAC
- 2-1-SF 8 (12:10) B.Jacobs right guard to SF 6 for 2 yards (I.Sopoaga, N.Bowman). R7
Timeout #1 by NYG at 11:25.
- 1-6-SF 6 (11:25) (Shotgun) E.Manning pass incomplete short middle to H.Nicks.
- 2-6-SF 6 (11:21) (Shotgun) E.Manning pass short right to B.Pascoe for 6 yards, TOUCHDOWN. Caught at SF 3. 3-yds P8
YAC
L.Tynes extra point is GOOD, Center-Z.DeOssie, Holder-S.Weatherford.

NYG 7 SF 7, 10 plays, 69 yards, 4:16 drive, 3:45 elapsed

L.Tynes kicks 61 yards from NYG 35 to SF 4. K.Williams to SF 22 for 18 yards (G.Jones).

San Francisco 49ers at 11:15, (1st play from scrimmage 11:10)

- 1-10-SF 22 (11:10) Alex Smith pass incomplete deep middle to K.Williams [R.Bernard].
- 2-10-SF 22 (11:03) (Shotgun) Alex Smith scrambles right tackle to SF 30 for 8 yards (D.Grant).
- 3-2-SF 30 (10:23) (Shotgun) Alex Smith pass short left to K.Williams to SF 34 for 4 yards (A.Ross). X3
PENALTY on NYG-A.Ross, Illegal Use of Hands, 5 yards, enforced at SF 30 - No Play.
- 1-10-SF 35 (10:02) F.Gore right guard to SF 39 for 4 yards (C.Blackburn).
- 2-6-SF 39 (9:20) F.Gore up the middle to SF 47 for 8 yards (C.Blackburn; M.Boley). R4
PENALTY on SF-V.Davis, Unnecessary Roughness, 15 yards, enforced between downs.
- 1-10-SF 32 (8:45) F.Gore left guard to SF 39 for 7 yards (R.Bernard).
- 2-3-SF 39 (8:07) F.Gore right end to SF 48 for 9 yards (K.Phillips). R5
- 1-10-SF 48 (7:29) Alex Smith pass incomplete deep left to V.Davis.
- 2-10-SF 48 (7:23) (Shotgun) Alex Smith left end to NYG 47 for 5 yards (K.Phillips).
- 3-5-NYG 47 (6:41) (Shotgun) Alex Smith scrambles left guard to NYG 43 for 4 yards (J.Pierre-Paul).
- 4-1-NYG 43 (6:02) (Shotgun) *PENALTY on SF-Alex Smith, Delay of Game, 5 yards, enforced at NYG 43 - No Play.*
- 4-6-NYG 48 (5:37) A.Lee punts 24 yards to NYG 24, Center-B.Jennings, fair catch by W.Blackmon.
PENALTY on NYG-W.Blackmon, Invalid Fair Catch Signal, 5 yards, enforced at NYG 24.

New York Giants at 5:28

- 1-10-NYG 19 (5:28) D.Baas back at C. A.Bradshaw left guard to NYG 25 for 6 yards (J.Smith, T.Brown).
- 2-4-NYG 25 (4:48) E.Manning pass short right to V.Cruz pushed ob at NYG 40 for 15 yards (D.Whitner). Caught at NYG 29. 11- P9
yds YAC
- 1-10-NYG 40 (4:27) E.Manning pass short right to A.Bradshaw pushed ob at NYG 47 for 7 yards (A.Brooks). Caught at NYG 43.
4-yds YAC
- 2-3-NYG 47 (4:05) A.Bradshaw up the middle to NYG 48 for 1 yard (D.Whitner, P.Haralson).
- 3-2-NYG 48 (3:23) (Shotgun) E.Manning sacked at NYG 41 for -7 yards (sack split by R.McDonald and N.Bowman).
- 4-9-NYG 41 (2:59) S.Weatherford punts 43 yards to SF 16, Center-Z.DeOssie, out of bounds.

San Francisco 49ers at 2:51

- 1-10-SF 16 (2:51) F.Gore right end to SF 15 for -1 yards (A.Rolle).

Two-Minute Warning

- 2-11-SF 15 (2:00) F.Gore right tackle to SF 17 for 2 yards (J.Tuck).
Timeout #2 by NYG at 01:55.
- 3-9-SF 17 (1:55) (Shotgun) Alex Smith scrambles up the middle to SF 20 for 3 yards (J.Tuck).
Timeout #3 by NYG at 01:49.
- 4-6-SF 20 (1:49) A.Lee punts 57 yards to NYG 23, Center-B.Jennings. W.Blackmon to NYG 36 for 13 yards (B.Costanzo,
L.Grant).

New York Giants at 1:36

- 1-10-NYG 36 (1:36) (Shotgun) E.Manning pass incomplete short right to J.Ballard.
- 2-10-NYG 36 (1:30) (Shotgun) E.Manning pass short middle to V.Cruz to SF 49 for 15 yards (T.Brown). Caught at NYG 47. 4-yds P10
YAC
- 1-10-SF 49 (1:09) (No Huddle, Shotgun) E.Manning pass incomplete short right to M.Manningham (C.Culliver).
- 2-10-SF 49 (1:03) (Shotgun) E.Manning pass short right to V.Cruz to SF 38 for 11 yards (C.Rogers). Caught at SF 42. 4-yds P11
YAC
- 1-10-SF 38 (:42) (No Huddle, Shotgun) E.Manning pass incomplete short middle to V.Cruz.
- 2-10-SF 38 (:37) (Shotgun) E.Manning pass deep left to V.Cruz to SF 21 for 17 yards (C.Rogers) [J.Smith]. Caught at SF 21. 0- P12
yds YAC
- 1-10-SF 21 (:20) E.Manning spiked the ball to stop the clock.
- 2-10-SF 21 (:20) (Shotgun) *PENALTY on NYG-E.Manning, Delay of Game, 5 yards, enforced at SF 21 - No Play.*
- 2-15-SF 26 (:20) (Shotgun) E.Manning pass short middle to V.Cruz to SF 13 for 13 yards (N.Bowman). Caught at SF 22. 9-yds
YAC
- 3-2-SF 13 (:06) E.Manning spiked the ball to stop the clock.
- 4-2-SF 13 (:05) **L.Tynes 31 yard field goal is GOOD, Center-Z.DeOssie, Holder-S.Weatherford.**

NYG 10 SF 7, 10 plays, 51 yards, 1:34 drive, 14:58 elapsed

L.Tynes kicks 58 yards from NYG 35 to SF 7. K.Williams to SF 34 for 27 yards (D.Grant).

New York Giants vs San Francisco 49ers at Candlestick Park

END OF QUARTER

	Time	First Downs				Efficiencies		
Score	Poss	R	P	X	T	3 Down	4 Down	
New York Giants	10	7:56	1	7	0	8	2/4	0/0
San Francisco 49ers	7	7:04	2	0	1	3	0/2	0/0

NYG elects to Receive, and SF elects to defend the South goal.

D.Akers kicks 65 yards from SF 35 to end zone, Touchback.

New York Giants at 15:00

- 1-10-NYG 20 (15:00) A.Bradshaw right end to NYG 29 for 9 yards (R.McDonald).
- 2-1-NYG 29 (14:18) A.Bradshaw left tackle to NYG 29 for no gain (P.Haralson).
- 3-1-NYG 29 (13:37) E.Manning pass incomplete short right to A.Bradshaw.
- 4-1-NYG 29 (13:34) S.Weatherford punts 39 yards to SF 32, Center-Z.DeOssie. K.Williams to SF 32 for no gain (W.Blackmon).

San Francisco 49ers at 13:25

- 1-10-SF 32 (13:25) Alex Smith sacked at SF 25 for -7 yards (sack split by J.Tuck and J.Pierre-Paul).
- 2-17-SF 25 (12:52) Alex Smith pass short left to F.Gore to SF 28 for 3 yards (C.Blackburn). Caught at SF 21. 7-yds YAC
- 3-14-SF 28 (12:09) (Shotgun) PENALTY on SF-J.Staley, False Start, 5 yards, enforced at SF 28 - No Play.
- 3-19-SF 23 (11:45) (Shotgun) Alex Smith scrambles left end pushed ob at SF 28 for 5 yards (O.Umenyiora).
PENALTY on NYG-A.Ross, Illegal Contact, 5 yards, enforced at SF 28. X6
- 1-10-SF 33 (11:28) K.Hunter right end to SF 47 for 14 yards (K.Phillips). R7
- 1-10-SF 47 (10:42) F.Gore up the middle to NYG 49 for 4 yards (L.Joseph).
- 2-6-NYG 49 (9:58) Alex Smith pass incomplete short right to V.Davis.
- 3-6-NYG 49 (9:52) (Shotgun) Alex Smith pass incomplete short left to D.Walker (J.Williams).
- 4-6-NYG 49 (9:45) A.Lee punts 42 yards to NYG 7, Center-B.Jennings, downed by SF-B.Costanzo.
Penalty on NYG-J.Tuck, Running Into the Kicker, declined.

New York Giants at 9:32

- 1-10-NYG 7 (9:32) E.Manning pass short right to V.Cruz to NYG 13 for 6 yards (C.Culliver). Caught at NYG 12. 1-yd YAC
- 2-4-NYG 13 (8:54) E.Manning pass short right to V.Cruz to NYG 24 for 11 yards (C.Culliver). Caught at NYG 20. 4-yds YAC P13
- 1-10-NYG 24 (8:23) B.Jacobs up the middle to NYG 26 for 2 yards (I.Sopoaga).
- 2-8-NYG 26 (7:47) E.Manning pass short left to B.Jacobs to NYG 29 for 3 yards (T.Brown). Caught at NYG 22. 7-yds YAC
- 3-5-NYG 29 (7:05) (Shotgun) E.Manning pass incomplete short left to H.Nicks.
- 4-5-NYG 29 (7:00) S.Weatherford punts 49 yards to SF 22, Center-Z.DeOssie. K.Williams to SF 46 for 24 yards (D.Thomas).

San Francisco 49ers at 6:48

- 1-10-SF 46 (6:48) F.Gore up the middle to SF 48 for 2 yards (J.Pierre-Paul).
- 2-8-SF 48 (6:13) Alex Smith pass short left to F.Gore to NYG 28 for 24 yards (M.Kiwanuka). Caught at 50. 22-yds YAC P8
- 1-10-NYG 28 (5:26) Alex Smith pass deep left to V.Davis for 28 yards, TOUCHDOWN. P9
D.Akers extra point is GOOD, Center-B.Jennings, Holder-A.Lee.

NYG 10 SF 14, 3 plays, 54 yards, 1:30 drive, 9:42 elapsed

D.Akers kicks 74 yards from SF 35 to NYG -9. J.Jernigan, Touchback.

New York Giants at 5:18

- 1-10-NYG 20 (5:18) E.Manning pass short middle to H.Nicks to NYG 35 for 15 yards (C.Rogers). Caught at NYG 35. 0-yds YAC P14
- 1-10-NYG 35 (4:36) (Shotgun) E.Manning pass incomplete short right to D.Ware.
- 2-10-NYG 35 (4:33) (Shotgun) A.Bradshaw up the middle to NYG 38 for 3 yards (N.Bowman).
- 3-7-NYG 38 (3:50) (Shotgun) E.Manning sacked at NYG 32 for -6 yards (R.McDonald).
- 4-13-NYG 32 (3:26) S.Weatherford punts 55 yards to SF 13, Center-Z.DeOssie. K.Williams to SF 22 for 9 yards (T.Sash).

San Francisco 49ers at 3:15

- 1-10-SF 22 (3:15) D.Dobbs reported in as eligible. F.Gore up the middle to SF 26 for 4 yards (J.Pierre-Paul).
- 2-6-SF 26 (2:35) Alex Smith pass incomplete short left to F.Gore (J.Pierre-Paul).
- 3-6-SF 26 (2:30) (Shotgun) Alex Smith pass short right to F.Gore to SF 30 for 4 yards (J.Williams). Caught at SF 25. 5-yds YAC
- 4-2-SF 30 (2:08) A.Lee punts 49 yards to NYG 21, Center-B.Jennings. W.Blackmon to NYG 27 for 6 yards (N.Bowman).

New York Giants at 1:55

- 1-10-NYG 27 (1:55) B.Jacobs up the middle to NYG 32 for 5 yards (J.Smith).
- 2-5-NYG 32 (1:12) E.Manning pass incomplete short right to H.Nicks.
- 3-5-NYG 32 (1:05) (Shotgun) E.Manning pass incomplete deep middle to H.Nicks (T.Brown). SF-T.Brown was injured during the play. His return is Questionable.
- 4-5-NYG 32 (1:00) S.Weatherford punts 56 yards to SF 12, Center-Z.DeOssie, fair catch by K.Williams.

San Francisco 49ers at 0:53

- 1-10-SF 12 (:53) F.Gore left guard to SF 23 for 11 yards (A.Rolle). R10
- 1-10-SF 23 (:08) Alex Smith pass short right to D.Walker to SF 30 for 7 yards (A.Ross).
PENALTY on NYG-C.Canty, Unnecessary Roughness, 15 yards, enforced at SF 30. Caught at SF 28. 2-yds YAC X11

END OF QUARTER

	Score	Time	First Downs				Efficiencies	
			R	P	X	T	3 Down	4 Down
New York Giants	10	7:24	0	2	0	2	0/4	0/0
San Francisco 49ers	14	7:36	2	2	2	6	0/3	0/0

Fourth Quarter

1/22/2012

Play By Play

San Francisco 49ers continued.

- 1-10-SF 45 (15:00) F.Gore right end to NYG 49 for 6 yards (C.Blackburn).
 2-4-NYG 49 (14:23) J.Staley, J.Smith and I.Sopoaga reported in as eligible. A.Dixon right tackle to NYG 46 for 3 yards (A.Rolle).
 3-1-NYG 46 (13:50) A.Dixon right guard to NYG 46 for no gain (C.Blackburn, L.Joseph).
 4-1-NYG 46 (13:17) (*Punt formation*) **PENALTY on SF-A.Lee, Delay of Game, 5 yards, enforced at NYG 46 - No Play.**
 4-6-SF 49 (12:45) A.Lee punts 31 yards to NYG 20, Center-B.Jennings, fair catch by W.Blackmon.

New York Giants at 12:37

- 1-10-NYG 20 (12:37) (Shotgun) E.Manning pass short left to A.Bradshaw to NYG 20 for no gain (C.Rogers). Caught at NYG 17. 3-yds YAC
 2-10-NYG 20 (11:55) (Shotgun) E.Manning sacked at NYG 15 for -5 yards (Ald.Smith).
 3-15-NYG 15 (11:23) (Shotgun) E.Manning pass incomplete short right to A.Bradshaw.
 4-15-NYG 15 (11:17) S.Weatherford punts 56 yards to SF 29, Center-Z.DeOssie, downed by NYG-D.Thomas. New York Giants challenged the kick touched ruling, and the play was REVERSED. S.Weatherford punts 49 yards to SF 36, Center-Z.DeOssie. K.Williams MUFFS catch, RECOVERED by NYG-D.Thomas at SF 29. Weatherford credited with a 56 yard punt.

New York Giants at 11:08

- 1-10-SF 29 (11:08) (Shotgun) A.Bradshaw left end to SF 26 for 3 yards (C.Rogers, D.Goldson).
 2-7-SF 26 (10:37) E.Manning pass incomplete short middle to V.Cruz [J.Smith].
 3-7-SF 26 (10:32) (Shotgun) E.Manning pass short left to H.Nicks to SF 12 for 14 yards (D.Goldson). Caught at SF 16. 4-yds YAC P15
1-10-SF 12 (9:55) A.Bradshaw left tackle to SF 6 for 6 yards (N.Bowman, D.Whitner). **PENALTY on NYG-D.Baas, Offensive Holding, 10 yards, enforced at SF 12 - No Play.**
 1-20-SF 22 (9:27) (Shotgun) E.Manning pass incomplete short middle to H.Nicks (D.Goldson).
 2-20-SF 22 (9:22) (Shotgun) E.Manning pass short right to A.Bradshaw to SF 17 for 5 yards (C.Rogers, N.Bowman). Caught at SF 19. 2-yds YAC
 3-15-SF 17 (8:41) (Shotgun) **E.Manning pass deep left to M.Manningham for 17 yards, TOUCHDOWN.** P16
 L.Tynes extra point is GOOD, Center-Z.DeOssie, Holder-S.Weatherford.

NYG 17 SF 14, 6 plays, 29 yards, 2:34 drive, 6:26 elapsed
--

L.Tynes kicks 60 yards from NYG 35 to SF 5. K.Williams to SF 45 for 40 yards (D.Grant).

San Francisco 49ers at 8:34, (1st play from scrimmage 8:27)

- 1-10-SF 45 (8:27) Alex Smith pass incomplete short left to D.Walker. **PENALTY on NYG-K.Phillips, Illegal Use of Hands, 5 yards, enforced at SF 45 - No Play.** X12
1-10-50 (8:20) (Shotgun) Alex Smith scrambles right tackle to NYG 33 for 17 yards (A.Ross). R13
1-10-NYG 33 (7:39) K.Hunter left end to NYG 15 for 18 yards (C.Blackburn). R14
1-10-NYG 15 (6:50) Alex Smith pass short middle to F.Gore to NYG 10 for 5 yards (A.Rolle). Caught at NYG 11. 1-yd YAC
 2-5-NYG 10 (6:09) Alex Smith pass incomplete short right to K.Williams.
 3-5-NYG 10 (6:03) (Shotgun) Alex Smith pass short right to M.Crabtree to NYG 7 for 3 yards (C.Webster). Caught at NYG 8. 1-yd YAC
 4-2-NYG 7 (5:43) **D.Akers 25 yard field goal is GOOD, Center-B.Jennings, Holder-A.Lee.**

NYG 17 SF 17, 6 plays, 48 yards, 1 penalty, 2:55 drive, 9:21 elapsed

D.Akers kicks 65 yards from SF 35 to end zone, Touchback.

New York Giants at 5:39

- 1-10-NYG 20 (5:39) (Shotgun) E.Manning pass short right to T.Beckum to NYG 21 for 1 yard (C.Rogers, N.Bowman). Caught at NYG 15. 6-yds YAC
 2-9-NYG 21 (4:58) (Shotgun) E.Manning pass incomplete deep right to M.Manningham.
 3-9-NYG 21 (4:53) (Shotgun) E.Manning pass short middle to T.Beckum to NYG 27 for 6 yards (P.Willis). Caught at NYG 27. 0-yds YAC
 4-3-NYG 27 (4:15) S.Weatherford punts 38 yards to SF 35, Center-Z.DeOssie, out of bounds.

San Francisco 49ers at 4:07

- 1-10-SF 35 (4:07) Alex Smith pass incomplete short right to M.Crabtree.
 2-10-SF 35 (4:01) (Shotgun) F.Gore right guard to SF 38 for 3 yards (C.Canty).
 3-7-SF 38 (3:18) (Shotgun) Alex Smith sacked at SF 28 for -10 yards (sack split by M.Kiwanuka and O.Umenyiora). Timeout #1 by NYG at 03:12.
 4-17-SF 28 (3:12) A.Lee punts 55 yards to NYG 17, Center-B.Jennings. A.Ross to NYG 26 for 9 yards (B.Miller).

New York Giants at 3:04

- 1-10-NYG 26 (3:04) (Shotgun) E.Manning sacked at NYG 15 for -11 yards (P.Willis).
 2-21-NYG 15 (2:29) (Shotgun) E.Manning pass short left to A.Bradshaw to NYG 21 for 6 yards (T.Brock, N.Bowman). Caught at NYG 15. 6-yds YAC

Two-Minute Warning

- 3-15-NYG 21 (2:00) (Shotgun) E.Manning pass incomplete deep middle to V.Cruz.
 4-15-NYG 21 (1:55) S.Weatherford punts 50 yards to SF 29, Center-Z.DeOssie, fair catch by K.Williams.

San Francisco 49ers at 1:47

- 1-10-SF 29 (1:47) (Shotgun) Alex Smith pass incomplete short right to M.Crabtree.
 2-10-SF 29 (1:39) (Shotgun) Alex Smith pass incomplete short right to M.Crabtree.
 3-10-SF 29 (1:33) (Shotgun) Alex Smith pass incomplete deep right to D.Walker.
 4-10-SF 29 (1:29) A.Lee punts 59 yards to NYG 12, Center-B.Jennings. A.Ross to NYG 18 for 6 yards (B.Costanzo).

New York Giants at 1:18

- 1-10-NYG 18 (1:18) (Shotgun) E.Manning pass incomplete short left to V.Cruz.

New York Giants vs San Francisco 49ers at Candlestick Park

2-10-NYG 18 (1:14) (Shotgun) E.Manning pass deep left to A.Bradshaw pushed ob at NYG 48 for 30 yards (N.Bowman) [J.Smith]. Caught at NYG 46. 2-yds YAC P17
1-10-NYG 48 (1:05) (Shotgun) A.Bradshaw right end to 50 for 2 yards (R.McDonald).
 2-8-50 (:44) (No Huddle, Shotgun) E.Manning pass short left to A.Bradshaw to SF 46 for 4 yards (T.Brock) [Ald.Smith]. Caught at NYG 45. 9-yds YAC
 Timeout #2 by NYG at 00:32.
 3-4-SF 46 (:32) (Shotgun) E.Manning pass incomplete deep middle to V.Cruz (P.Willis).
 4-4-SF 46 (:27) (Punt formation) *PENALTY on NYG-S.Weatherford, Delay of Game, 5 yards, enforced at SF 46 - No Play.*
 4-9-NYG 49 (:27) S.Weatherford punts 29 yards to SF 22, Center-Z.DeOssie. K.Williams pushed ob at SF 36 for 14 yards (D.Martin). NYG-T.Sash was injured during the play.

San Francisco 49ers at 0:19

1-10-SF 36 (:19) (Shotgun) Alex Smith pass short right to F.Gore to SF 39 for 3 yards (M.Boley). Caught at SF 37. 2-yds YAC
 Timeout #1 by SF at 00:12.
 2-7-SF 39 (:12) (Shotgun) Alex Smith sacked at SF 38 for -1 yards (J.Tuck).
 Timeout #2 by SF at 00:04.
 3-8-SF 38 (:04) (Shotgun) Alex Smith pass deep right to D.Walker to NYG 33 for 29 yards (C.Webster). FUMBLES P15
 (C.Webster), recovered by SF-K.Hunter at NYG 33. K.Hunter to NYG 32 for 1 yard (J.Williams). Caught at NYG 40; 7 yds YAC

END OF QUARTER

		Time	First Downs				Efficiencies	
	Score	Poss	R	P	X	T	3 Down	4 Down
New York Giants	17	7:51	0	3	0	3	2/6	0/0
San Francisco 49ers	17	7:09	2	1	1	4	1/5	0/0

Overtime

1/22/2012

Play By Play

NYG wins toss, elects to Receive, and SF elects to defend the North goal.

D.Akers kicks 65 yards from SF 35 to end zone, Touchback.

New York Giants at 15:00

- 1-10-NYG 20 (15:00) E.Manning pass short right to H.Hynoski to NYG 30 for 10 yards (P.Willis). Caught at NYG 19. 11-yds P18
YAC
- 1-10-NYG 30 (14:43) E.Manning pass incomplete deep left to V.Cruz (C.Rogers) [P.Willis].
- 2-10-NYG 30 (14:35) A.Bradshaw up the middle to NYG 34 for 4 yards (P.Willis).
- 3-6-NYG 34 (13:54) (Shotgun) E.Manning pass incomplete short middle to J.Jernigan.
- 4-6-NYG 34 (13:50) S.Weatherford punts 48 yards to SF 18, Center-Z.DeOssie. K.Williams to SF 22 for 4 yards (G.Jones).

San Francisco 49ers at 13:38

- 1-10-SF 22 (13:38) Alex Smith pass incomplete short right to K.Williams.
- 2-10-SF 22 (13:34) (Shotgun) F.Gore up the middle to SF 20 for -2 yards (J.Pierre-Paul).
- 3-12-SF 20 (12:54) (Shotgun) Alex Smith pass short right to V.Davis to SF 31 for 11 yards (K.Phillips). Caught at SF 31. 0-yds
YAC
- 4-1-SF 31 (12:11) A.Lee punts 47 yards to NYG 22, Center-B.Jennings. A.Ross to NYG 36 for 14 yards (A.Dixon).

New York Giants at 12:02

- 1-10-NYG 36 (12:02) A.Bradshaw right guard to NYG 42 for 6 yards (J.Smith, N.Bowman).
- 2-4-NYG 42 (11:22) E.Manning pass short left to T.Beckum to NYG 47 for 5 yards (C.Rogers). Caught at NYG 47. 0-yds YAC P19
- 1-10-NYG 47 (10:48) E.Manning pass short right to H.Hynoski to NYG 49 for 2 yards (P.Willis). Caught at NYG 49. 0-yds YAC
Timeout #1 by SF at 10:13.
- 2-8-NYG 49 (10:13) (Shotgun) *PENALTY on SF-A.Brooks, Neutral Zone Infraction, 5 yards, enforced at NYG 49 - No Play.*
- 2-3-SF 46 (10:13) (Shotgun) E.Manning pass incomplete deep right to M.Manningham [A.Brooks].
- 3-3-SF 46 (10:09) (Shotgun) E.Manning sacked at NYG 44 for -10 yards (J.Smith).
- 4-13-NYG 44 (9:42) S.Weatherford punts 37 yards to SF 19, Center-Z.DeOssie. K.Williams to SF 24 for 5 yards (J.Williams).
FUMBLES (J.Williams), RECOVERED by NYG-D.Thomas at SF 24. D.Thomas to SF 24 for no gain (C.Spillman).
SF-C.Culliver was injured during the play.

New York Giants at 9:32

- 1-10-SF 24 (9:32) A.Bradshaw right tackle pushed ob at SF 16 for 8 yards (C.Rogers).
- 2-2-SF 16 (9:08) A.Bradshaw right tackle to SF 10 for 6 yards (D.Goldson). R20
- 1-10-SF 10 (8:29) A.Bradshaw right guard to SF 6 for 4 yards (P.Haralson).
- 2-6-SF 6 (7:56) E.Manning kneels to SF 8 for -2 yards.
- 3-8-SF 8 (7:16) (Field Goal formation) *PENALTY on NYG-S.Weatherford, Delay of Game, 5 yards, enforced at SF 8 - No Play.*
Timeout #2 by SF at 07:10.
- 3-13-SF 13 (7:10) **L.Tynes 31 yard field goal is GOOD, Center-Z.DeOssie, Holder-S.Weatherford.**

NYG 20 SF 17, 5 plays, 11 yards, 2:26 drive, 7:54 elapsed

END OF QUARTER	Time		First Downs				Efficiencies	
	Score	Poss	R	P	X	T	3 Down	4 Down
New York Giants	20	6:18	1	2	0	3	0/2	0/0
San Francisco 49ers	17	1:36	0	0	0	0	0/1	0/0

Miscellaneous Statistics Report

New York Giants vs San Francisco 49ers
1/22/2012 at Candlestick Park

Ten Longest Plays for New York Giants

Yards	Qtr	Play Start	Play Description
36	2	3-6-NYG 35	(15:00) (Shotgun) E.Manning pass deep right to V.Cruz to SF 29 for 36 yards (C.Rogers). Caught at SF 33. 4-yds YAC
30	4	2-10-NYG 18	(1:14) (Shotgun) E.Manning pass deep left to A.Bradshaw pushed ob at NYG 48 for 30 yards (N.Bowman) [J.Smith]. Caught at NYG 46. 2-yds YAC
17	2	2-10-SF 38	(:37) (Shotgun) E.Manning pass deep left to V.Cruz to SF 21 for 17 yards (C.Rogers) [J.Smith]. Caught at SF 21. 0-yds YAC
17	4	3-15-SF 17	(8:41) (Shotgun) E.Manning pass deep left to M.Manningham for 17 yards, TOUCHDOWN.
15	2	2-4-NYG 25	(4:48) E.Manning pass short right to V.Cruz pushed ob at NYG 40 for 15 yards (D.Whitner). Caught at NYG 29. 11-yds YAC
15	2	2-10-NYG 36	(1:30) (Shotgun) E.Manning pass short middle to V.Cruz to SF 49 for 15 yards (T.Brown). Caught at NYG 47. 4-yds YAC
15	3	1-10-NYG 20	(5:18) E.Manning pass short middle to H.Nicks to NYG 35 for 15 yards (C.Rogers). Caught at NYG 35. 0-yds YAC
14	4	3-7-SF 26	(10:32) (Shotgun) E.Manning pass short left to H.Nicks to SF 12 for 14 yards (D.Goldson). Caught at SF 16. 4-yds YAC
13	2	2-15-SF 26	(:20) (Shotgun) E.Manning pass short middle to V.Cruz to SF 13 for 13 yards (N.Bowman). Caught at SF 22. 9-yds YAC
12	1	3-10-NYG 16	(11:51) (Shotgun) E.Manning pass short middle to V.Cruz to NYG 28 for 12 yards (D.Goldson). Caught at NYG 28. 0-yds YAC

Ten Longest Plays for San Francisco 49ers

Yards	Qtr	Play Start	Play Description
73	1	2-10-SF 27	(7:21) Alex Smith pass deep right to V.Davis for 73 yards, TOUCHDOWN. Caught at NYG 42. 42-yds YAC PENALTY on SF-V.Davis, Unsportsmanlike Conduct, 15 yards, enforced between downs. The Replay Assistant challenged the runner was in bounds ruling, and the play was Upheld.
30	4	3-8-SF 38	(:04) (Shotgun) Alex Smith pass deep right to D.Walker to NYG 33 for 29 yards (C.Webster). FUMBLES (C.Webster), recovered by SF-K.Hunter at NYG 33. K.Hunter to NYG 32 for 1 yard (J.Williams). Caught at NYG 40; 7 yds YAC
28	3	1-10-NYG 28	(5:26) Alex Smith pass deep left to V.Davis for 28 yards, TOUCHDOWN.
24	3	2-8-SF 48	(6:13) Alex Smith pass short left to F.Gore to NYG 28 for 24 yards (M.Kiwanuka). Caught at 50. 22-yds YAC
22	3	1-10-SF 23	(:08) Alex Smith pass short right to D.Walker to SF 30 for 7 yards (A.Ross). PENALTY on NYG-C.Canty, Unnecessary Roughness, 15 yards, enforced at SF 30. Caught at SF 28. 2-yds YAC
18	4	1-10-NYG 33	(7:39) K.Hunter left end to NYG 15 for 18 yards (C.Blackburn).
17	4	1-10-50	(8:20) (Shotgun) Alex Smith scrambles right tackle to NYG 33 for 17 yards (A.Ross).
14	3	1-10-SF 33	(11:28) K.Hunter right end to SF 47 for 14 yards (K.Phillips).
11	3	1-10-SF 12	(:53) F.Gore left guard to SF 23 for 11 yards (A.Rolle).
11	5	3-12-SF 20	(12:54) (Shotgun) Alex Smith pass short right to V.Davis to SF 31 for 11 yards (K.Phillips). Caught at SF 31. 0-yds YAC

Touchdown Scoring Information

		Offense	Defense	Special Teams
VISITOR:	New York Giants	2	0	0
HOME:	San Francisco 49ers	2	0	0

Player Scoring Information

Club	Player	TD	Rush TD	Rec TD	KO TD	Punt TD	Int TD	Fum TD	Misc TD	FG	XP	2Pt Rush	2Pt Rec	Sfty	Points
NYG	L.Tynes	0	0	0	0	0	0	0	0	2	2	0	0	0	8
NYG	M.Manningham	0	0	1	0	0	0	0	0	0	0	0	0	0	6
NYG	B.Pascoe	0	0	1	0	0	0	0	0	0	0	0	0	0	6
SF	V.Davis	0	0	2	0	0	0	0	0	0	0	0	0	0	12
SF	D.Akers	0	0	0	0	0	0	0	0	1	2	0	0	0	5

Possession Detail

	First Half		Second Half		Game	
	Visitor	Home	Visitor	Home	Visitor	Home
Largest Lead	3	7	3	4	3	7
Drives Leading	0	1	2	2	2	3
Time of Possession Leading	0:00	1:42	4:19	4:36	4:19	6:18
Largest Deficit	-7	-3	-4	-3	-7	-3
Drives Trailing	2	1	4	3	6	4
Time of Possession Trailing	9:14	0:02	7:08	8:18	16:22	8:20
Times Score Tied Up		1		1		2
Lead Changes		2		3		5

New York Giants vs San Francisco 49ers
 Sunday, January 22, 2012 at Candlestick Park

49ERS		49ERS OFFENSE				49ERS DEFENSE				GIANTS			
No	Name	Pos	WR	15 M.Crabtree	10 K.Williams	13 <u>J.Hastings</u>	LDT	91 R.McDonald	96 <u>D.Dobbs</u>	No	Name	Pos	
2	Akers, David	K	LT	74 J.Staley	75 A.Boone		NT	90 I.Sopoaga	95 R.Jean Francois	93	<u>I.Williams</u>	5 Weatherford, Steve	P
3	Tolzien, Scott	QB					RDT	94 J.Smith				8 Carr, David	QB
4	Lee, Andy	P	LG	77 M.lupati	67 <u>D.Kilgore</u>			94 J.Smith				9 Tynes, Lawrence	PK
7	Kaepernick, Colin	QB	C	59 J.Goodwin	68 A.Snyder		OLB	55 A.Brooks				10 Manning, Eli	QB
10	Williams, Kyle	WR					ILB	53 N.Bowman	54 L.Grant			12 Jernigan, Jerrel	WR
11	Smith, Alex	QB	RG	68 A.Snyder	62 C.Rachal		ILB	52 P.Willis	56 T.Gooden	51	B.Costanzo	13 Barden, Ramses	WR
13	Hastings, Joe	WR	RT	76 A.Davis	78 <u>M.Person</u>		ILB	52 P.Willis	56 T.Gooden	51	B.Costanzo	15 Thomas, Devin	WR
15	Crabtree, Michael	WR					OLB	98 P.Haralson	99 <u>Ald.Smith</u>			20 Amukamara, Prince	CB
18	Swain, Brett	WR	TE	85 V.Davis	46 D.Walker	81 J.Peelle		LCB	22 C.Rogers	26	T.Brock	21 Phillips, Kenny	S
19	Ginn, Ted	WR	WR	19 T.Ginn	18 B.Swain		RCB	25 T.Brown	29 <u>C.Culliver</u>	36	S.Spencer	22 Martin, Derrick	DB
20	Williams, Madieu	S					SS	31 D.Whitner	30 R.Smith	27	C.Spillman	23 Webster, Corey	CB
21	Frank, Frank	RB	QB	11 Alex Smith	7 <u>C.Kaepernick</u>	3 <u>S.Tolzien</u>		FS	38 D.Goldson	20	M.Williams	26 Rolle, Antrel	S
22	Rogers, Carlos	CB	RB	21 F.Gore	32 <u>K.Hunter</u>	24 A.Dixon						27 Jacobs, Brandon	RB
24	Dixon, Anthony	RB										28 Ware, Danny	RB
25	Brown, Tarell	CB	FB	49 <u>B.Miller</u>	44 M.Norris							31 Ross, Aaron	CB
26	Brock, Tramaine	CB										33 Scott, Da'Rel	RB
27	Spillman, C.J.	S										34 Grant, Deon	S
29	Culliver, Chris	CB										36 Blackmon, Will	CB
30	Smith, Reggie	S										39 Sash, Tyler	S
31	Whitner, Donte	S										44 Bradshaw, Ahmad	RB
32	Hunter, Kendall	RB	LE	91 J.Tuck	71 D.Tollefson	69 <u>J.Trattou</u>	WR	80 V.Cruz	82 M.Manningham	12	<u>J.Jernigan</u>	45 Hynoski, Henry	FB
36	Spencer, Shawntae	CB					LT	66 D.Diehl	79 <u>J.Brewer</u>			47 Beckum, Travis	TE
38	Goldson, Dashon	S	LDT	97 L.Joseph	95 R.Bernard		LG	77 K.Boothe	62 M.Petrus			51 DeOssie, Zak	LS
43	Jones, Colin	S	RDT	99 C.Canty	73 J.Kennedy		C	64 D.Baas	77 K.Boothe	63	J.Cordle	53 Jones, Greg	LB
44	Norris, Moran	FB	RE	72 O.Umenyiora	90 J.Pierre-Paul		RG	76 C.Snee	62 M.Petrus			55 Paysinger, Spencer	LB
46	Walker, Delanie	TE	SLB	94 M.Kiwanuka	58 <u>M.Herzlich</u>		RT	67 K.McKenzie	70 T.Ugoh			57 Williams, Jacquian	LB
49	Miller, Bruce	FB	MLB	93 C.Blackburn	58 <u>M.Herzlich</u>	53 <u>G.Jones</u>	TE	85 J.Ballard	47 T.Beckum	86	B.Pascoe	58 Herzlich, Mark	LB
51	Costanzo, Blake	LB	WLB	59 M.Boley	57 <u>J.Williams</u>	55 <u>S.Paysinger</u>	WR	88 H.Nicks	13 R.Barden	15	D.Thomas	59 Boley, Michael	LB
52	Willis, Patrick	LB	LCB	23 C.Webster	20 <u>P.Amukamara</u>		QB	10 E.Manning	8 D.Carr			62 Petrus, Mitch	G
53	Bowman, Navorro	LB	RCB	31 A.Ross	36 W.Blackmon		FB	86 B.Pascoe	45 <u>H.Hynoski</u>			63 Cordle, Jim	C
54	Grant, Larry	LB					RB	44 A.Bradshaw	27 B.Jacobs	28	D.Ware	64 Baas, David	C
55	Brooks, Ahmad	LB										66 Diehl, David	G
56	Gooden, Tavares	LB										67 McKenzie, Kareem	T
59	Goodwin, Jonathan	C										69 Trattou, Justin	DE
62	Rachal, Chilo	T/G	SS	21 K.Phillips	39 <u>T.Sash</u>	22 D.Martin						70 Ugoh, Tony	T
67	Kilgore, Daniel	G	FS	26 A.Rolle	34 D.Grant							71 Tollefson, Dave	DE
68	Snyder, Adam	C/G										72 Umenyiora, Osi	DE
74	Staley, Joe	T										73 Kennedy, Jimmy	DT
75	Boone, Alex	T										76 Snee, Chris	G
76	Davis, Anthony	T										77 Boothe, Kevin	G
77	lupati, Mike	G										79 Brewer, James	T
78	Person, Mike	G										80 Cruz, Victor	WR
81	Peelle, Justin	TE										82 Manningham, Mario	WR
85	Davis, Vernon	TE										85 Ballard, Jake	TE
86	Jennings, Brian	TE/LS	K	2 D.Akers			K	9 L.Tynes				86 Pascoe, Bear	TE
90	Sopoaga, Isaac	DT	P	4 A.Lee			P	5 S.Weatherford				88 Nicks, Hakeem	WR
91	McDonald, Ray	DT					H	5 S.Weatherford				90 Pierre-Paul, Jason	DE
93	Williams, Ian	NT	LS	86 B.Jennings			PR	36 W.Blackmon	31 A.Ross	80	V.Cruz	91 Tuck, Justin	DE
94	Smith, Justin	DT	H	4 A.Lee			KR	33 <u>D.Scott</u>	36 W.Blackmon	15	D.Thomas	93 Blackburn, Chase	LB
95	Jean Francois, Ricky	DT	KR	19 T.Ginn	32 <u>K.Hunter</u>							94 Kiwanuka, Mathias	LB
96	Dobbs, Demarcus	DT	PR	19 T.Ginn	10 K.Williams							95 Bernard, Rocky	DT
98	Haralson, Parys	LB										97 Joseph, Linval	DT
99	Smith, Aldon	LB					LS	51 Z.DeOssie	47 T.Beckum			99 Canty, Chris	DT

TODAY'S OFFICIALS: Referee-Hochuli, Ed (85); Umpire-Ellison, Roy (81); Head Linesman-Hittner, Mark (28); Line Judge-Hussey, John (35);
 Field Judge-Wrolstad, Craig (4); Side Judge-Carlson, Don (39); Back Judge-Paganelli, Carl (124); Replay Assistant-Hynes, Al

New York Giants vs San Francisco 49ers
Sunday, January 22, 2012 at Candlestick Park

San Francisco 49ers

New York Giants

No	Name	Pos	No	Name	Pos	Ht	Wt	Age	Ex	School	No	Name	Pos	Ht	Wt	Age	Ex	School	No	Name	Pos
2	Akers, David	K	2	David Akers	K	5'10"	200	38	13	Louisville	5	Steve Weatherford	P	6'02"	211	30	6	Illinois	20	Amukamara, Prince	CB
75	Boone, Alex	T	3	Scott Tolzien	QB	6'03"	210	25	8	Wisconsin	8	David Carr	QB	6'03"	212	33	10	Fresno State	64	Baas, David	C
53	Bowman, Navorro	LB	4	Andy Lee	P	6'02"	180	30	8	Pittsburgh	9	Lawrence Tynes	PK	6'01"	194	34	7	Troy	85	Ballard, Jake	TE
26	Brock, Tramaine	CB	7	Colin Kaepernick	QB	6'04"	230	25	R	Nevada	10	Eli Manning	QB	6'04"	218	31	8	Mississippi	13	Barden, Ramses	WR
55	Brooks, Ahmad	LB	10	Kyle Williams	WR	5'10"	186	24	2	Arizona State	12	Jerrel Jernigan	WR	5'08"	189	23	R	Troy	47	Beckum, Travis	TE
25	Brown, Tarell	CB	11	Alex Smith	QB	6'04"	217	28	6	Utah	13	Ramses Barden	WR	6'06"	227	26	3	Cal Poly	95	Bernard, Rocky	DT
51	Costanzo, Blake	LB	13	Joe Hastings	WR	6'00"	185	25	R	Washburn	15	Devin Thomas	WR	6'02"	221	26	4	Michigan State	93	Blackburn, Chase	LB
15	Crabtree, Michael	WR	15	Michael Crabtree	WR	6'01"	214	25	3	Texas Tech	20	Prince Amukamara	CB	6'00"	207	23	R	Nebraska	36	Blackmon, Will	CB
29	Culliver, Chris	CB	18	Brett Swain	WR	6'00"	200	27	3	San Diego State	21	Kenny Phillips	S	6'02"	217	26	3	Miami	59	Boley, Michael	LB
76	Davis, Anthony	T	19	Ted Ginn	WR	5'11"	180	27	5	Ohio State	22	Derrick Martin	DB	5'10"	198	27	6	Wyoming	77	Boothe, Kevin	G
85	Davis, Vernon	TE	20	Madieu Williams	S	6'01"	203	31	8	Maryland	23	Corey Webster	CB	6'00"	200	30	7	Louisiana State	44	Bradshaw, Ahmad	RB
24	Dixon, Anthony	RB	21	Frank Gore	RB	5'09"	217	29	7	Miami	26	Antrel Rolle	S	6'00"	206	30	7	Miami	79	Brewer, James	T
96	Dobbs, Demarcus	DT	22	Carlos Rogers	CB	6'00"	192	31	7	Auburn	27	Brandon Jacobs	RB	6'04"	264	30	7	Southern Illinois	99	Canty, Chris	DT
19	Ginn, Ted	WR	24	Anthony Dixon	RB	6'01"	233	25	2	Mississippi State	28	Danny Ware	RB	6'00"	225	27	4	Georgia	8	Carr, David	QB
38	Goldson, Dashon	S	25	Tarell Brown	CB	5'10"	193	27	5	Texas	31	Aaron Ross	CB	6'00"	190	30	5	Texas	63	Cordle, Jim	C
56	Gooden, Tavares	LB	26	Tramaine Brock	CB	5'10"	197	24	2	Belhaven	33	Da'Rel Scott	RB	5'11"	210	24	R	Maryland	80	Cruz, Victor	WR
59	Goodwin, Jonathan	C	27	C.J. Spillman	S	6'00"	199	26	3	Marshall	34	Deon Grant	S	6'02"	215	33	11	Tennessee	51	DeOssie, Zak	LS
21	Gore, Frank	RB	29	Chris Culliver	CB	6'00"	199	24	R	South Carolina	36	Will Blackmon	CB	6'00"	210	28	6	Boston College	66	Diehl, David	G
54	Grant, Larry	LB	30	Reggie Smith	S	6'01"	200	26	4	Oklahoma	39	Tyler Sash	S	6'01"	215	24	R	Iowa	34	Grant, Deon	S
98	Haralson, Parys	LB	31	Donte Whitner	S	5'10"	208	27	6	Ohio State	44	Ahmad Bradshaw	RB	5'10"	214	26	5	Marshall	58	Herzlich, Mark	LB
13	Hastings, Joe	WR	32	Kendall Hunter	RB	5'07"	199	24	R	Oklahoma State	45	Henry Hynoski	FB	6'01"	266	24	R	Pittsburgh	45	Hynoski, Henry	FB
32	Hunter, Kendall	RB	36	Shawntae Spencer	CB	6'01"	190	30	7	Pittsburgh	47	Travis Beckum	TE	6'03"	234	25	3	Wisconsin	27	Jacobs, Brandon	RB
77	Iupati, Mike	G	38	Dashon Goldson	S	6'02"	200	28	5	Washington	51	Zak DeOssie	LS	6'04"	249	28	5	Brown	12	Jernigan, Jerrel	WR
95	Jean Francois, Ricky	DT	43	Colin Jones	S	6'00"	208	25	R	Texas Christian	53	Greg Jones	LB	6'00"	248	24	R	Michigan State	53	Jones, Greg	LB
86	Jennings, Brian	TE/LS	44	Moran Norris	FB	6'01"	250	34	11	Kansas	55	Spencer Paysinger	LB	6'02"	236	24	R	Oregon	97	Joseph, Linval	DT
43	Jones, Colin	S	46	Delanie Walker	TE	6'00"	242	28	6	Central Missouri	57	Jacquan Williams	LB	6'03"	224	24	R	South Florida	73	Kennedy, Jimmy	DT
7	Kaepernick, Colin	QB	49	Bruce Miller	FB	6'02"	248	25	R	Central Florida	58	Mark Herzlich	LB	6'04"	246	25	R	Boston College	94	Kiwanuka, Mathias	LB
67	Kilgore, Daniel	G	51	Blake Costanzo	LB	6'01"	235	28	5	Lafayette	59	Michael Boley	LB	6'03"	230	30	7	Southern Mississippi	10	Manning, Eli	QB
4	Lee, Andy	P	52	Patrick Willis	LB	6'01"	240	27	5	Mississippi	62	Mitch Petrus	G	6'03"	315	25	2	Arkansas	82	Manningham, Mario	WR
91	McDonald, Ray	DT	53	Navorro Bowman	LB	6'00"	242	24	2	Penn State	63	Jim Cordle	C	6'03"	320	25	1	Ohio State	22	Martin, Derrick	DB
49	Miller, Bruce	FB	54	Larry Grant	LB	6'01"	251	27	3	Ohio State	64	David Baas	C	6'04"	312	31	7	Michigan	67	McKenzie, Kareem	T
44	Norris, Moran	FB	55	Ahmad Brooks	LB	6'03"	259	28	4	Virginia	66	David Diehl	G	6'05"	304	32	9	Illinois	88	Nicks, Hakeem	WR
81	Peelle, Justin	TE	56	Tavares Gooden	LB	6'01"	242	28	4	Miami	67	Kareem McKenzie	T	6'06"	330	33	11	Penn State	86	Pascoe, Bear	TE
78	Person, Mike	G	59	Jonathan Goodwin	C	6'03"	318	34	10	Michigan	69	Justin Trattou	DE	6'04"	255	24	R	Florida	55	Paysinger, Spencer	LB
62	Rachal, Chilo	T/G	62	Chilo Rachal	T/G	6'05"	323	26	4	Southern California	70	Tony Ugoh	T	6'05"	301	29	4	Arkansas	62	Petrus, Mitch	G
22	Rogers, Carlos	CB	67	Daniel Kilgore	G	6'03"	308	25	R	Appalachian State	71	Dave Tollefson	DE	6'04"	266	31	5	Northwest Missouri State	21	Phillips, Kenny	S
99	Smith, Aldon	LB	68	Adam Snyder	C/G	6'06"	325	30	7	Oregon	72	Osi Umenyiora	DE	6'03"	255	31	8	Troy	90	Pierre-Paul, Jason	DE
11	Smith, Alex	QB	74	Joe Staley	T	6'05"	315	28	5	Central Michigan	73	Jimmy Kennedy	DT	6'04"	320	33	9	Penn State	26	Rolle, Antrel	S
94	Smith, Justin	DT	75	Alex Boone	T	6'08"	300	25	1	Ohio State	76	Chris Snee	G	6'03"	305	30	8	Boston College	31	Ross, Aaron	CB
30	Smith, Reggie	S	76	Anthony Davis	T	6'05"	323	23	2	Rutgers	77	Kevin Boothe	G	6'05"	320	29	5	Cornell	39	Sash, Tyler	S
68	Snyder, Adam	C/G	77	Mike Iupati	G	6'05"	331	25	2	Idaho	79	James Brewer	T	6'06"	330	25	R	Indiana	33	Scott, Da'Rel	RB
90	Sopoaga, Isaac	DT	78	Mike Person	G	6'04"	299	24	R	Montana State	80	Victor Cruz	WR	6'02"	204	26	2	Massachusetts	76	Snee, Chris	G
36	Spencer, Shawntae	CB	81	Justin Peelle	TE	6'04"	251	33	10	Oregon	82	Mario Manningham	WR	6'00"	185	26	4	Michigan	15	Thomas, Devin	WR
27	Spillman, C.J.	S	85	Vernon Davis	TE	6'03"	250	28	6	Maryland	85	Jake Ballard	TE	6'06"	275	25	1	Ohio State	71	Tollefson, Dave	DE
74	Staley, Joe	T	86	Brian Jennings	TE/LS	6'05"	242	36	12	Arizona State	86	Bear Pascoe	TE	6'05"	283	26	3	Fresno State	69	Trattou, Justin	DE
18	Swain, Brett	WR	90	Isaac Sopoaga	DT	6'02"	330	31	7	Hawaii	88	Hakeem Nicks	WR	6'01"	208	24	3	North Carolina	91	Tuck, Justin	DE
3	Tolzien, Scott	QB	91	Ray McDonald	DT	6'03"	290	28	5	Florida	90	Jason Pierre-Paul	DE	6'05"	278	23	2	South Florida	9	Tynes, Lawrence	PK
46	Walker, Delanie	TE	93	Ian Williams	NT	6'01"	305	23	R	Notre Dame	91	Justin Tuck	DE	6'05"	268	29	7	Notre Dame	70	Ugoh, Tony	T
31	Whitner, Donte	S	94	Justin Smith	DT	6'04"	285	33	11	Missouri	93	Chase Blackburn	LB	6'03"	247	29	7	Akron	72	Umenyiora, Osi	DE
93	Williams, Ian	NT	95	Ricky Jean Francois	DT	6'03"	295	26	3	Louisiana State	94	Mathias Kiwanuka	LB	6'05"	267	29	6	Boston College	28	Ware, Danny	RB
10	Williams, Kyle	WR	96	Demarcus Dobbs	DT	6'06"	275	25	R	Georgia	95	Rocky Bernard	DT	6'03"	301	33	10	Texas A&M	5	Weatherford, Steve	P
20	Williams, Madieu	S	98	Parys Haralson	LB	6'00"	255	28	6	Tennessee	97	Linval Joseph	DT	6'04"	323	24	2	East Carolina	23	Webster, Corey	CB
52	Willis, Patrick	LB	99	Aldon Smith	LB	6'04"	258	23	R	Missouri	99	Chris Canty	DT	6'07"	317	30	7	Virginia	57	Williams, Jacquan	LB

Head Coach: Jim Harbaugh
 Assistant Coaches: John Becker (Senior Personnel Advisor (Administration/Scouting NOT Coaching)), Duane Carlisle (Strength and Conditioning), Michael Christianson (Coordinator of Football IT/Quality Control-Offense), Geep Chryst (Quarterbacks), Wendell Davis (Assistant Wide Receivers), Reggie Davis (Tight Ends), Ed Donatell (Secondary), Tim Drevno (Offensive Line), Bobby Engram (Offensive Assistant), Ejiro Evero (Quality Control), Vic Fangio (Defensive Coordinator), Peter Hansen (Defensive Asst./Quality Control), Al Harris (Pass Rush Specialist), Greg Jackson (Assistant Secondary), Mike Johnson (Offensive Coordinator), Jim Leavitt (Linebackers), Mike Martz (Offensive Coordinator), John Morton (Wide Receivers), Tony Nathan (Running Backs), Bill Naves (Special Assistant to Head Coach), Tom Rathman (Running Backs), Jimmy Raye (Offensive Coordinator), Greg Roman (Offensive Coordinator), Kurt Schottenheimer (Special Teams Coordinator), Brad Seely (Assistant Head Coach/Special Teams Coordinator), Vantz Singletary (Inside Linebackers), Mike Solari (Offensive Line), Jerry Sullivan (Wide Receivers/Senior Assistant), Jason Tarver

Head Coach: Tom Coughlin
 Assistant Coaches: Jack Bicknell (Assistant Offensive Line), Pat Flaherty (Offensive Line), Kevin M. Gilbride (Offensive Assistant), Peter Giunta (Secondary/Corners), Jim Herrmann (Linebackers), Al Holcomb (Defensive Assistant), Jerald Ingram (Running Backs), Larry Izzo (Assistant Special Teams), David Merritt (Secondary/Safeties), Robert Nunn (Defensive Line), Jerry Palmieri (Strength and Conditioning), Markus Paul (Assistant Strength and Conditioning), Mike Pope (Tight Ends), Tom Quinn (Special Teams Coordinator), Sean Ryan (Wide Receivers), Mike Sullivan (Quarterbacks)

San Francisco 49ers

(Outside Linebackers), Kevin Tolbert (Assistant Strength and Conditioning), Jim Tomsula (Defensive Line), Mark Uyeyama (Strength and Conditioning)

New York Giants



NFC Wild Card
Giants vs. Falcons
Play-by-Play & Flip Card

National Football League Game Summary

NFL Copyright © 2011 by The National Football League. All rights reserved. This summary and play-by-play is for the express purpose of assisting media in their coverage of the game; any other use of this material is prohibited without the written permission of the National Football League. Updated: 1/8/2012

Date: Sunday, 1/8/2012

Atlanta Falcons at New York Giants
at MetLife Stadium, East Rutherford, NJ

Start Time: 1:06 PM EST

Game Day Weather

Game Weather: Partly Cloudy
Played on Turf: FieldTurf

Temp: 44° F (6.7° C) Humidity: 43%, Wind: NW 12 mph
Wind Chill: 38

Officials

Referee: Cheffers, Carl (51) Umpire: Wash, Undrey (96) Head Linesman: McKinnely, Phil (110)
Line Judge: Symonette, Thomas (100) Side Judge: Hayes, Laird (125) Field Judge: Gautreaux, Greg (80)
Back Judge: Prukop, Todd (30) Replay Official: Nemmers, Larry

Lineups

Atlanta Falcons

New York Giants

Offense		Defense		Offense		Defense	
WR 11	J.Jones	RE 93	R.Edwards	WR 88	H.Nicks	LE 91	J.Tuck
LT 74	W.Svitek	DT 95	J.Babineaux	WR 80	V.Cruz	LDT 97	L.Joseph
LG 63	J.Blalock	DT 91	C.Peters	TE 85	J.Ballard	RDT 99	C.Canty
C 62	T.McClure	LE 55	J.Abraham	LT 66	D.Diehl	RE 90	J.Pierre-Paul
RG 61	J.Hawley	MLB 50	C.Lofton	LG 77	K.Boothe	SLB 94	M.Kiwanuka
RT 77	T.Clabo	OLB 56	S.Weatherspoon	C 64	D.Baas	MLB 93	C.Blackburn
TE 88	T.Gonzalez	LCB 24	D.Franks	RG 76	C.Snee	WLB 59	M.Boley
WR 84	R.White	RCB 23	D.Robinson	RT 67	K.McKenzie	LCB 23	C.Webster
QB 2	M.Ryan	S 25	W.Moore	WR 82	M.Manningham	RCB 31	A.Ross
FB 42	M.Cox	S 28	T.DeCoud	WR 28	D.Ware	SS 21	K.Phillips
RB 33	M.Turner	DB 21	C.Owens	QB 10	E.Manning	FS 26	A.Rolle

Substitutions

Substitutions

K/P 5 M.Bosher, WR 12 K.Cone, WR 14 E.Weems, RB 22 J.Rodgers, CB 29 D.Walls, RB 35 A.Smith, S 36 J.Sanders, S 39 S.Schillinger, RB 44 J.Snelling, LB 51 R.James, LB 52 A.Dent, LB 59 S.Adkins, DE 71 K.Biermann, OT 72 S.Baker, OG 75 G.Reynolds, TE 81 M.Palmer, LS 82 J.Zelenka, WR 83 H.Douglas, TE 89 R.Kelly, DE 90 L.Sidbury, DT 94 P.Jerry, DT 99 V.Walker

P 5 S.Weatherford, PK 9 L.Tynes, WR 12 J.Jernigan, WR 15 D.Thomas, CB 20 P.Amukamara, DB 22 D.Martin, RB 27 B.Jacobs, S 34 D.Grant, S 36 W.Blackmon, S 39 T.Sash, RB 44 A.Bradshaw, FB 45 H.Hynoski, TE 47 T.Beckum, LS 51 Z.DeOssie, LB 53 G.Jones, LB 55 S.Paysinger, LB 57 J.Williams, G 62 M.Petrus, T 70 T.Ugoh, DE 71 D.Tollefson, DE 72 O.Umenyiora, TE 86 B.Pascoe, DT 95 R.Bernard

Did Not Play

Did Not Play

K 3 M.Bryant, QB 8 C.Redman

QB 8 D.Carr

Not Active

Not Active

QB 4 J.Wilson, CB 20 B.Grimes, LB 54 S.Nicholas, C 66 B.Romberg, OL 73 K.Chambers, WR 80 K.Meier, DE 98 C.Matthews

WR 13 R.Barden, RB 33 D.Scott, LB 58 M.Herzlich, C 63 J.Cordle, DE 69 J.Trattou, DT 73 J.Kennedy, T 79 J.Brewer

Field Goals (made () & missed)

		L.Tynes				(22) 32WR	
		1	2	3	4	OT	Total
VISITOR:	Atlanta Falcons	0	2	0	0	0	2
HOME:	New York Giants	0	7	10	7	0	24

Scoring Plays

Team	Qtr	Time	Play Description (Extra Point) (Drive Info)	Visitor	Home
Falcons	2	13:44	Penalty on E.Manning enforced in end zone for a Safety	2	0
Giants	2	2:47	H.Nicks 4 yd. pass from E.Manning (L.Tynes kick) (13-85, 7:32)	2	7
Giants	3	7:51	L.Tynes 22 yd. Field Goal (11-72, 4:47)	2	10
Giants	3	2:44	H.Nicks 72 yd. pass from E.Manning (L.Tynes kick) (3-79, 1:32)	2	17
Giants	4	9:55	M.Manningham 27 yd. pass from E.Manning (L.Tynes kick) (10-85, 5:38)	2	24

Paid Attendance: 79,909

Time: 2:53

Atlanta Falcons vs New York Giants

1/8/2012 at MetLife Stadium

Final Team Statistics

	Visitor Falcons	Home Giants
TOTAL FIRST DOWNS	14	19
By Rushing	4	8
By Passing	9	11
By Penalty	1	0
THIRD DOWN EFFICIENCY	4-14-29%	8-15-53%
FOURTH DOWN EFFICIENCY	0-3-0%	1-1-100%
TOTAL NET YARDS	247	442
Total Offensive Plays (inc. times thrown passing)	64	64
Average gain per offensive play	3.9	6.9
NET YARDS RUSHING	64	172
Total Rushing Plays	21	31
Average gain per rushing play	3.0	5.5
Tackles for a loss-number and yards	3-3	2-4
NET YARDS PASSING	183	270
Times thrown - yards lost attempting to pass	2-16	1-7
Gross yards passing	199	277
PASS ATTEMPTS-COMPLETIONS-HAD INTERCEPTED	41-24-0	32-23-0
Avg gain per pass play (inc.# thrown passing)	4.3	8.2
KICKOFFS Number-In End Zone-Touchbacks	1-1-0	6-4-2
PUNTS Number and Average	7-46.0	4-45.8
Had Blocked	0	0
FGs - PATs Had Blocked	0-0	0-0
Net Punting Average	42.0	40.8
TOTAL RETURN YARDAGE (Not Including Kickoffs)	0	28
No. and Yards Punt Returns	0-0	5-28
No. and Yards Kickoff Returns	4-98	1-27
No. and Yards Interception Returns	0-0	0-0
PENALTIES Number and Yards	3-15	7-73
FUMBLES Number and Lost	0-0	0-0
TOUCHDOWNS	0	3
Rushing	0	0
Passing	0	3
EXTRA POINTS Made-Attempts	0-0	3-3
Kicking Made-Attempts	0-0	3-3
FIELD GOALS Made-Attempts	0-0	1-2
RED ZONE EFFICIENCY	0-1-0%	1-3-33%
GOAL TO GO EFFICIENCY	0-0-0%	1-2-50%
SAFETIES	1	0
FINAL SCORE	2	24
TIME OF POSSESSION	25:26	34:34

Atlanta Falcons vs New York Giants

1/8/2012 at MetLife Stadium

Ball Possession And Drive Chart

Atlanta Falcons

#	Time Recd	Time Lost	Time Poss	How Ball Obtained	Drive Began	# Play	Yds Gain	Yds Pen	Net Yds	1st Down	Last Scrm	How Given Up
1	13:08	11:32	1:36	Punt	ATL 21	3	1	0	1	0	ATL 22	Punt
2	9:52	8:53	0:59	Punt	ATL 21	3	3	0	3	0	ATL 24	Punt
3	6:35	14:54	6:41	Punt	ATL 10	14	66	0	66	4	NYG 24	Downs
4	13:44	10:19	3:25	Kickoff	ATL 38	5	20	0	20	1	NYG 42	Punt
5	2:47	1:47	1:00	Kickoff	ATL 20	3	12	-5	7	0	ATL 27	Punt
6	1:08	0:00	1:08	Punt	ATL 20	6	25	0	25	2	ATL 45	End of Half
7	15:00	12:38	2:22	Kickoff	ATL 20	5	10	0	10	1	ATL 30	Punt
8	7:51	4:16	3:35	Kickoff	ATL 21	9	63	-5	58	3	NYG 21	Downs
9	2:44	0:33	2:11	Kickoff	ATL 19	3	8	0	8	0	ATL 27	Punt
10	9:55	9:22	0:33	Kickoff	ATL 28	3	0	0	0	0	ATL 28	Punt
11	2:57	1:01	1:56	Missed FG	ATL 21	10	39	15	54	3	* NYG 17	Downs

(239) Average ATL 22

New York Giants

#	Time Recd	Time Lost	Time Poss	How Ball Obtained	Drive Began	# Play	Yds Gain	Yds Pen	Net Yds	1st Down	Last Scrm	How Given Up
1	15:00	13:08	1:52	Kickoff	NYG 25	3	11	-5	6	0	NYG 31	Punt
2	11:32	9:52	1:40	Punt	NYG 30	3	6	0	6	0	NYG 36	Punt
3	8:53	6:35	2:18	Punt	NYG 34	4	18	0	18	1	ATL 48	Punt
4	14:54	13:44	1:10	Downs	NYG 24	2	-1	-23	-24	0	NYG 13	Safety
5	10:19	2:47	7:32	Punt	NYG 15	13	85	0	85	5	* ATL 4	Touchdown
6	1:47	1:08	0:39	Punt	NYG 37	3	9	0	9	0	NYG 46	Punt
7	12:38	7:51	4:47	Punt	NYG 24	11	82	-10	72	3	* ATL 4	Field Goal
8	4:16	2:44	1:32	Downs	NYG 21	3	79	0	79	1	NYG 28	Touchdown
9	0:33	9:55	5:38	Punt	NYG 15	10	85	0	85	5	ATL 27	Touchdown
10	9:22	2:57	6:25	Punt	NYG 15	12	66	5	71	4	* ATL 14	Missed FG
11	1:01	0:00	1:01	Downs	NYG 25	2	2	0	2	0	NYG 28	End of Game

(265) Average NYG 24

* inside opponent's 20

Time of Possession by Quarter		1st	2nd	3rd	4th	OT	Total
Visitor	Atlanta Falcons	9:10	5:39	8:08	2:29		25:26
Home	New York Giants	5:50	9:21	6:52	12:31		34:34
Kickoff Drive No.-Start Average		Falcons: 6 - ATL 24		Giants: 1 - NYG 25			

NYG wins toss, elects to Receive, and ATL elects to defend the South goal.

M.Bosher kicks 67 yards from ATL 35 to NYG -2. J.Jernigan to NYG 25 for 27 yards (D.Walls).

New York Giants at 15:00, (1st play from scrimmage 14:56)

- 1-10-NYG 25 (14:56) (Shotgun) E.Manning pass incomplete short middle to V.Cruz.
- 2-10-NYG 25 (14:51) A.Bradshaw right tackle to NYG 25 for no gain (C.Lofton, D.Franks).
- 3-10-NYG 25 (14:17) (Shotgun) PENALTY on NYG-H.Nicks, False Start, 5 yards, enforced at NYG 25 - No Play.
- 3-15-NYG 20 (13:51) (Shotgun) E.Manning pass short right to M.Manningham pushed ob at NYG 31 for 11 yards (C.Owens).
- 4-4-NYG 31 (13:15) S.Weatherford punts 48 yards to ATL 21, Center-Z.DeOssie, out of bounds.

Atlanta Falcons at 13:08

- 1-10-ATL 21 (13:08) M.Turner up the middle to ATL 23 for 2 yards (J.Tuck, J.Pierre-Paul).
- 2-8-ATL 23 (12:33) M.Turner left tackle to ATL 22 for -1 yards (J.Pierre-Paul, C.Blackburn).
- 3-9-ATL 22 (11:48) (Shotgun) M.Ryan pass incomplete short left to H.Douglas [C.Canty].
- 4-9-ATL 22 (11:43) M.Bosher punts 51 yards to NYG 27, Center-J.Zelenka. W.Blackmon to NYG 30 for 3 yards (M.Palmer).

New York Giants at 11:32

- 1-10-NYG 30 (11:32) A.Bradshaw up the middle to NYG 30 for no gain (J.Babineaux, C.Lofton).
- 2-10-NYG 30 (10:57) E.Manning sacked at NYG 23 for -7 yards (J.Abraham).
- 3-17-NYG 23 (10:21) (Shotgun) E.Manning pass short middle to D.Ware to NYG 36 for 13 yards (T.DeCoud).
Penalty on NYG-D.Diehl, Offensive Holding, declined.
- 4-4-NYG 36 (10:00) S.Weatherford punts 43 yards to ATL 21, Center-Z.DeOssie, out of bounds.

Atlanta Falcons at 9:52

- 1-10-ATL 21 (9:52) M.Ryan pass short right to J.Jones pushed ob at ATL 24 for 3 yards (A.Ross).
- 2-7-ATL 24 (9:15) M.Ryan pass incomplete short right to R.White.
- 3-7-ATL 24 (9:08) (Shotgun) M.Ryan pass incomplete short middle to J.Rodgers.
- 4-7-ATL 24 (9:04) M.Bosher punts 49 yards to NYG 27, Center-J.Zelenka. W.Blackmon to NYG 34 for 7 yards (M.Palmer, S.Schillinger).

New York Giants at 8:53

- 1-10-NYG 34 (8:53) E.Manning pass short middle to J.Ballard to NYG 47 for 13 yards (S.Weatherspoon). P1
- 1-10-NYG 47 (8:22) B.Jacobs left end pushed ob at NYG 49 for 2 yards (W.Moore).
- 2-8-NYG 49 (8:00) (Shotgun) E.Manning pass short left to A.Bradshaw to NYG 48 for -1 yards (T.DeCoud).
- 3-9-NYG 48 (7:16) D.Ware right end to ATL 48 for 4 yards (C.Lofton, S.Weatherspoon).
- 4-5-ATL 48 (6:43) S.Weatherford punts 38 yards to ATL 10, Center-Z.DeOssie, out of bounds.

Atlanta Falcons at 6:35

- 1-10-ATL 10 (6:35) M.Turner left end pushed ob at ATL 11 for 1 yard (M.Kiwanuka; D.Grant).
- 2-9-ATL 11 (6:09) (Shotgun) M.Ryan pass deep middle to J.Jones to ATL 31 for 20 yards (K.Phillips). P1
- 1-10-ATL 31 (5:31) M.Turner right end to ATL 32 for 1 yard (J.Pierre-Paul).
- 2-9-ATL 32 (4:55) M.Turner up the middle to ATL 42 for 10 yards (M.Boley). R2
- 1-10-ATL 42 (4:09) (No Huddle) M.Ryan pass short right to R.White to ATL 47 for 5 yards (D.Grant).
- 2-5-ATL 47 (3:40) (No Huddle) M.Turner right guard to 50 for 3 yards (A.Rolle).
- 3-2-50 (3:06) (Shotgun) M.Ryan pass short left to J.Rodgers to NYG 47 for 3 yards (C.Webster, A.Rolle). P3
- 1-10-NYG 47 (2:38) (No Huddle) J.Snelling left tackle to NYG 41 for 6 yards (A.Ross, O.Umenyiora).
- 2-4-NYG 41 (1:59) (No Huddle) M.Ryan pass incomplete short left.
- 3-4-NYG 41 (1:51) (Shotgun) M.Ryan pass short left to J.Jones to NYG 33 for 8 yards (A.Ross). P4
- 1-10-NYG 33 (1:21) (No Huddle) M.Turner left tackle to NYG 30 for 3 yards (A.Ross, C.Canty).
- 2-7-NYG 30 (:50) (No Huddle) M.Ryan pass short middle to M.Turner to NYG 25 for 5 yards (C.Blackburn) [J.Tuck].
- 3-2-NYG 25 (:09) J.Snelling right guard to NYG 24 for 1 yard (J.Pierre-Paul, C.Blackburn).

END OF QUARTER

	Score	Time Poss	First Downs				Efficiencies	
			R	P	X	T	3 Down	4 Down
Atlanta Falcons	0	9:10	1	3	0	4	2/5	0/0
New York Giants	0	5:50	0	1	0	1	0/3	0/0

Atlanta Falcons continued.

4-1-NYG 24 (15:00) M.Ryan up the middle to NYG 24 for no gain (M.Boley, L.Joseph).

New York Giants at 14:54

1-10-NYG 24 (14:54) E.Manning pass short middle to A.Bradshaw to NYG 37 for 13 yards (S.Weatherspoon, J.Abraham).
PENALTY on NYG-C.Snee, Offensive Holding, 10 yards, enforced at NYG 24 - No Play.

1-20-NYG 14 (14:32) (Shotgun) E.Manning pass short middle to A.Bradshaw to NYG 13 for -1 yards (J.Abraham).

2-21-NYG 13 (13:50) (Shotgun) E.Manning pass incomplete short right [J.Sanders].
PENALTY on NYG-E.Manning, Intentional Grounding, 13 yards, enforced in End Zone, SAFETY.

ATL 2 NYG 0, Safety, 1:16 elapsed

S.Weatherford kicks 63 yards from NYG 20 to ATL 17. E.Weems to ATL 38 for 21 yards (T.Sash, G.Jones).

Atlanta Falcons at 13:44, (1st play from scrimmage 13:38)

1-10-ATL 38 (13:38) M.Ryan pass short middle to J.Snelling to ATL 44 for 6 yards (C.Blackburn, A.Rolle).

2-4-ATL 44 (13:02) M.Turner left guard to ATL 49 for 5 yards (A.Ross). R5

1-10-ATL 49 (12:21) (No Huddle) M.Ryan pass short right to J.Snelling pushed ob at NYG 48 for 3 yards (A.Rolle).

2-7-NYG 48 (11:54) (No Huddle) M.Turner right guard to NYG 47 for 1 yard (J.Pierre-Paul, L.Joseph).

3-6-NYG 47 (11:13) (No Huddle, Shotgun) M.Ryan pass short middle to J.Rodgers to NYG 42 for 5 yards (J.Williams, A.Rolle).

4-1-NYG 42 (10:31) M.Bosher punts 27 yards to NYG 15, Center-J.Zelenka, fair catch by W.Blackmon.

New York Giants at 10:19

1-10-NYG 15 (10:19) B.Jacobs right tackle to NYG 17 for 2 yards (J.Abraham, S.Weatherspoon).

2-8-NYG 17 (9:46) E.Manning pass short left to V.Cruz to NYG 23 for 6 yards (J.Sanders).

3-2-NYG 23 (9:04) E.Manning scrambles left end ran ob at NYG 37 for 14 yards (S.Weatherspoon). R2

1-10-NYG 37 (8:32) B.Jacobs left tackle to NYG 45 for 8 yards (T.DeCoud, S.Adkins).

2-2-NYG 45 (7:55) B.Jacobs left guard to NYG 45 for no gain (S.Adkins, J.Sanders).

3-2-NYG 45 (7:16) (Shotgun) E.Manning pass short right to A.Bradshaw pushed ob at ATL 48 for 7 yards (D.Franks). P3

1-10-ATL 48 (6:40) E.Manning pass short middle to A.Bradshaw to ATL 49 for -1 yards (R.Edwards, S.Weatherspoon) [D.Franks].

2-11-ATL 49 (5:58) B.Jacobs right end to ATL 15 for 34 yards (J.Sanders, D.Robinson). R4

1-10-ATL 15 (5:14) A.Bradshaw up the middle to ATL 6 for 9 yards (K.Biermann).

2-1-ATL 6 (4:37) A.Bradshaw up the middle to ATL 6 for no gain (C.Lofton, J.Babineaux).

3-1-ATL 6 (3:59) B.Jacobs up the middle to ATL 6 for no gain (C.Lofton, S.Weatherspoon).

4-1-ATL 6 (3:33) B.Jacobs right tackle to ATL 4 for 2 yards (C.Lofton). R5

1-4-ATL 4 (2:55) E.Manning pass short middle to H.Nicks for 4 yards, TOUCHDOWN. P6
L.Tynes extra point is GOOD, Center-Z.DeOssie, Holder-S.Weatherford.

ATL 2 NYG 7, 13 plays, 85 yards, 7:32 drive, 12:13 elapsed

L.Tynes kicks 71 yards from NYG 35 to ATL -6. E.Weems, Touchback.

Atlanta Falcons at 2:47

1-10-ATL 20 (2:47) PENALTY on ATL-T.Clabo, False Start, 5 yards, enforced at ATL 20 - No Play.

1-15-ATL 15 (2:47) (Shotgun) M.Ryan sacked at ATL 7 for -8 yards (R.Bernard).

2-23-ATL 7 (2:13) (Shotgun) M.Turner up the middle to ATL 9 for 2 yards (J.Tuck, J.Pierre-Paul).
Timeout #1 by NYG at 02:05.

3-21-ATL 9 (2:05) (Shotgun) M.Ryan pass short middle to J.Jones pushed ob at ATL 27 for 18 yards (K.Phillips).

Two-Minute Warning

4-3-ATL 27 (1:58) M.Bosher punts 36 yards to NYG 37, Center-J.Zelenka, downed by ATL-J.Snelling.

New York Giants at 1:47

1-10-NYG 37 (1:47) (Shotgun) E.Manning pass incomplete deep middle to M.Manningham (C.Owens).

2-10-NYG 37 (1:41) (Shotgun) E.Manning pass short left to H.Nicks to NYG 46 for 9 yards (D.Robinson).

3-1-NYG 46 (1:23) (No Huddle, Shotgun) E.Manning pass incomplete deep left to H.Nicks (D.Robinson).

4-1-NYG 46 (1:13) S.Weatherford punts 54 yards to end zone, Center-Z.DeOssie, Touchback.

Atlanta Falcons at 1:08

1-10-ATL 20 (1:08) (Shotgun) M.Ryan pass incomplete short right to R.White (C.Webster).

2-10-ATL 20 (1:03) (Shotgun) M.Ryan pass short middle to T.Gonzalez to ATL 30 for 10 yards (A.Rolle). P6

1-10-ATL 30 (:45) (No Huddle, Shotgun) M.Ryan pass short right to R.White ran ob at ATL 33 for 3 yards (C.Webster).

2-7-ATL 33 (:41) (Shotgun) M.Ryan scrambles right end to ATL 36 for 3 yards (J.Tuck).

3-4-ATL 36 (:14) (Shotgun) M.Ryan pass short right to T.Gonzalez to ATL 45 for 9 yards (T.Sash). P7
Timeout #1 by ATL at 00:04.

1-10-ATL 45 (:04) (Shotgun) M.Ryan pass incomplete deep right to E.Weems (J.Williams).

END OF QUARTER

	Score	Time Poss	First Downs				Efficiencies	
			R	P	X	T	3 Down	4 Down
Atlanta Falcons	2	5:39	1	2	0	3	1/3	0/1
New York Giants	7	9:21	3	2	0	5	2/4	1/1

Third Quarter

1/8/2012

Play By Play

ATL elects to Receive, and NYG elects to defend the South goal.

L.Tynes kicks 74 yards from NYG 35 to ATL -9. E.Weems, Touchback.

Atlanta Falcons at 15:00

- 1-10-ATL 20 (15:00) M.Turner right guard to ATL 22 for 2 yards (C.Blackburn, C.Canty).
- 2-8-ATL 22 (14:28) M.Turner right guard to ATL 31 for 9 yards (C.Blackburn, J.Tuck). R8
- 1-10-ATL 31 (13:48) M.Turner left guard to ATL 30 for -1 yards (J.Pierre-Paul).
- 2-11-ATL 30 (13:02) (Shotgun) M.Ryan pass incomplete short left to J.Snelling (C.Canty). NYG-J.Pierre-Paul was injured during the play. NYG-A.Ross was injured during the play.
- 3-11-ATL 30 (12:56) (Shotgun) M.Ryan pass incomplete short left to R.White (C.Webster).
- 4-11-ATL 30 (12:51) M.Bosher punts 50 yards to NYG 20, Center-J.Zelenka. W.Blackmon to NYG 24 for 4 yards (J.Snelling, E.Weems).

New York Giants at 12:38

- 1-10-NYG 24 (12:38) (Shotgun) A.Bradshaw right tackle to NYG 26 for 2 yards (S.Weatherspoon, J.Babineaux).
- 2-8-NYG 26 (12:06) E.Manning pass incomplete short left to V.Cruz.
- 3-8-NYG 26 (12:01) (Shotgun) E.Manning pass deep right to H.Nicks to NYG 45 for 19 yards (C.Owens). P7
- 1-10-NYG 45 (11:24) A.Bradshaw left tackle to ATL 47 for 8 yards (D.Robinson, S.Weatherspoon).
- 2-2-ATL 47 (10:46) A.Bradshaw left guard to ATL 45 for 2 yards (K.Biermann, S.Weatherspoon).
PENALTY on NYG-D.Baas, Offensive Holding, 10 yards, enforced at ATL 47 - No Play.
- 2-12-NYG 43 (10:22) (Shotgun) E.Manning pass incomplete short right to V.Cruz.
- 3-12-NYG 43 (10:16) (Shotgun) E.Manning pass deep middle to V.Cruz to ATL 35 for 22 yards (D.Franks) [S.Weatherspoon]. P8
- 1-10-ATL 35 (9:29) A.Bradshaw right tackle to ATL 5 for 30 yards (T.DeCoud). R9
- 1-5-ATL 5 (8:48) A.Bradshaw right tackle to ATL 4 for 1 yard (J.Abraham, T.DeCoud).
- 2-4-ATL 4 (8:08) (Shotgun) E.Manning pass incomplete short middle to J.Ballard.
- 3-4-ATL 4 (8:00) (Shotgun) E.Manning pass incomplete short right to H.Nicks (C.Owens).
- 4-4-ATL 4 (7:55) L.Tynes 22 yard field goal is GOOD, Center-Z.DeOssie, Holder-S.Weatherford.

ATL 2 NYG 10, 11 plays, 72 yards, 4:47 drive, 7:09 elapsed

L.Tynes kicks 71 yards from NYG 35 to ATL -6. E.Weems to ATL 21 for 27 yards (W.Blackmon, T.Sash).

Atlanta Falcons at 7:51, (1st play from scrimmage 7:42)

- 1-10-ATL 21 (7:42) (Shotgun) M.Ryan pass deep right to R.White to ATL 42 for 21 yards (D.Grant). P9
- 1-10-ATL 42 (7:09) M.Ryan pass incomplete short left to R.White.
- 2-10-ATL 42 (7:01) (Shotgun) M.Ryan pass short middle to J.Jones to ATL 48 for 6 yards (P.Amukamara, C.Blackburn).
- 3-4-ATL 48 (6:26) (Shotgun) M.Ryan pass short left to R.White to NYG 43 for 9 yards (C.Webster). P10
- 1-10-NYG 43 (5:51) J.Jones left end pushed ob at NYG 30 for 13 yards (A.Rolle). End around. R11
- 1-10-NYG 30 (5:27) M.Ryan pass incomplete short right.
- 2-10-NYG 30 (5:14) (Shotgun) M.Ryan pass incomplete short middle to T.Gonzalez.
- 3-10-NYG 30 (5:10) PENALTY on ATL, Illegal Substitution, 5 yards, enforced at NYG 30 - No Play.
Timeout #1 by ATL at 05:10.
- 3-15-NYG 35 (5:10) (Shotgun) M.Ryan pass short left to R.White to NYG 21 for 14 yards (A.Rolle).
- 4-1-NYG 21 (4:21) M.Ryan up the middle to NYG 21 for no gain (J.Pierre-Paul, C.Blackburn).

New York Giants at 4:16

- 1-10-NYG 21 (4:16) B.Jacobs up the middle to NYG 24 for 3 yards (J.Sanders).
- 2-7-NYG 24 (3:43) E.Manning pass short middle to B.Jacobs to NYG 28 for 4 yards (S.Weatherspoon, C.Lofton).
- 3-3-NYG 28 (2:58) (Shotgun) E.Manning pass short middle to H.Nicks for 72 yards, TOUCHDOWN [S.Weatherspoon]. P10
L.Tynes extra point is GOOD, Center-Z.DeOssie, Holder-S.Weatherford.

ATL 2 NYG 17, 3 plays, 79 yards, 1:32 drive, 12:16 elapsed

L.Tynes kicks 70 yards from NYG 35 to ATL -5. E.Weems to ATL 19 for 24 yards (G.Jones).

Atlanta Falcons at 2:44, (1st play from scrimmage 2:40)

- 1-10-ATL 19 (2:40) M.Ryan pass short left to J.Jones to ATL 23 for 4 yards (A.Rolle, P.Amukamara).
- 2-6-ATL 23 (2:03) (No Huddle) M.Turner left tackle to ATL 28 for 5 yards (L.Joseph).
- 3-1-ATL 28 (1:23) M.Turner left tackle to ATL 27 for -1 yards (C.Blackburn, C.Canty).
- 4-2-ATL 27 (:48) M.Bosher punts 50 yards to NYG 23, Center-J.Zelenka. W.Blackmon to NYG 33 for 10 yards (S.Schillinger, A.Dent).
PENALTY on NYG-C.Webster, Illegal Block Above the Waist, 10 yards, enforced at NYG 25. Officially, a return for 2 yards.

New York Giants at 0:33

- 1-10-NYG 15 (:33) E.Manning pass short right to H.Nicks pushed ob at NYG 23 for 8 yards (C.Owens).

END OF QUARTER

	Score	Time		First Downs				Efficiencies	
		Poss		R	P	X	T	3 Down	4 Down
Atlanta Falcons	2	8:08		2	2	0	4	1/4	0/1
New York Giants	17	6:52		1	3	0	4	3/4	0/0

New York Giants continued.

- 2-2-NYG 23 (15:00) A.Bradshaw right end to NYG 30 for 7 yards (S.Adkins, T.DeCoud). R11
- 1-10-NYG 30 (14:19) E.Manning pass incomplete short middle to H.Nicks.
- 2-10-NYG 30 (14:11) (Shotgun) A.Bradshaw right guard to NYG 34 for 4 yards (J.Sanders).
- 3-6-NYG 34 (13:33) (Shotgun) E.Manning pass short right to A.Bradshaw to ATL 48 for 18 yards (C.Lofton). P12
- 1-10-ATL 48 (12:48) (Shotgun) E.Manning pass short middle to B.Jacobs to ATL 44 for 4 yards (C.Lofton).
- 2-6-ATL 44 (12:05) E.Manning pass short left to T.Beckum to ATL 37 for 7 yards (C.Lofton). P13
- 1-10-ATL 37 (11:26) B.Jacobs right tackle to ATL 28 for 9 yards (S.Adkins, J.Sanders).
- 2-1-ATL 28 (10:47) B.Jacobs left guard to ATL 27 for 1 yard (C.Lofton, K.Biermann). R14
- 1-10-ATL 27 (10:04) (Shotgun) E.Manning pass deep middle to M.Manningham for 27 yards, TOUCHDOWN. P15
- L.Tynes extra point is GOOD, Center-Z.DeOssie, Holder-S.Weatherford.

ATL 2 NYG 24, 10 plays, 85 yards, 5:38 drive, 5:05 elapsed

L.Tynes kicks 63 yards from NYG 35 to ATL 2. E.Weems to ATL 13 for 11 yards. Handoff to A.Smith to ATL 28 for 15 yards (T.Beckum, T.Sash).

Atlanta Falcons at 9:55, (1st play from scrimmage 9:48)

- 1-10-ATL 28 (9:48) (Shotgun) M.Ryan pass incomplete short middle to R.White (D.Grant).
- 2-10-ATL 28 (9:43) (Shotgun) M.Ryan pass incomplete short right to R.White (R.Bernard).
- 3-10-ATL 28 (9:40) (Shotgun) M.Ryan pass incomplete short middle to J.Rodgers [J.Tuck].
- 4-10-ATL 28 (9:35) M.Bosher punts 59 yards to NYG 13, Center-J.Zelenka. W.Blackmon to NYG 25 for 12 yards (J.Sanders, M.Palmer).
- PENALTY on NYG-D.Martin, Offensive Holding, 10 yards, enforced at NYG 25.

New York Giants at 9:22

- 1-10-NYG 15 (9:22) B.Jacobs left end to NYG 29 for 14 yards (T.DeCoud). R16
- 1-10-NYG 29 (8:48) B.Jacobs up the middle to NYG 44 for 15 yards (S.Weatherspoon, C.Owens). R17
- 1-10-NYG 44 (8:07) A.Bradshaw right end to NYG 45 for 1 yard (D.Franks, K.Biermann).
- 2-9-NYG 45 (7:19) E.Manning pass short right to J.Ballard to NYG 48 for 3 yards (C.Owens).
- 3-6-NYG 48 (6:35) (Shotgun) E.Manning pass short right to M.Manningham ran ob at ATL 39 for 13 yards. P18
- 1-10-ATL 39 (6:06) B.Jacobs right tackle to ATL 35 for 4 yards (S.Weatherspoon, C.Lofton).
- 2-6-ATL 35 (5:25) B.Jacobs right guard to ATL 37 for -2 yards (T.DeCoud, K.Biermann).
- Penalty on NYG-C.Snee, Offensive Holding, declined.
- 3-8-ATL 37 (4:55) (Shotgun) E.Manning pass short middle to M.Manningham to ATL 20 for 17 yards (T.DeCoud). P19
- Penalty on ATL-K.Biermann, Defensive Offside, declined.
- 1-10-ATL 20 (4:42) (Shotgun) E.Manning pass short right to H.Nicks pushed ob at ATL 17 for 3 yards (C.Owens, D.Franks).
- 2-7-ATL 17 (4:37) (Shotgun) A.Bradshaw up the middle to ATL 17 for no gain (R.Edwards).
- 3-7-ATL 17 (3:55) (Shotgun) E.Manning pass incomplete short right to M.Manningham (C.Owens).
- PENALTY on ATL-R.Edwards, Defensive Offside, 5 yards, enforced at ATL 17 - No Play.
- 3-2-ATL 12 (3:48) A.Bradshaw right end to ATL 14 for -2 yards (C.Peters).
- 4-4-ATL 14 (3:02) L.Tynes 32 yard field goal is No Good, Wide Right, Center-Z.DeOssie, Holder-S.Weatherford.

Atlanta Falcons at 2:57

- 1-10-ATL 21 (2:57) (Shotgun) M.Ryan pass short middle to H.Douglas to ATL 28 for 7 yards (J.Williams) [L.Joseph].
- 2-3-ATL 28 (2:33) (No Huddle, Shotgun) M.Ryan pass short left to J.Rodgers to ATL 30 for 2 yards (J.Williams) [O.Umenyiora].
- PENALTY on NYG-J.Williams, Unnecessary Roughness, 15 yards, enforced at ATL 30. X12
- 1-10-ATL 45 (2:27) (No Huddle, Shotgun) M.Ryan pass short middle to J.Rodgers to NYG 47 for 8 yards (M.Boley).
- 2-2-NYG 47 (2:10) (No Huddle, Shotgun) M.Ryan pass short right to T.Gonzalez to NYG 31 for 16 yards (C.Webster, M.Boley). P13

Two-Minute Warning

- 1-10-NYG 31 (2:00) (Shotgun) M.Ryan pass short middle to J.Jones to NYG 26 for 5 yards (T.Sash).
- 2-5-NYG 26 (1:38) (No Huddle, Shotgun) M.Ryan pass short middle to T.Gonzalez to NYG 17 for 9 yards (J.Williams, M.Boley). P14
- 1-10-NYG 17 (1:18) (No Huddle, Shotgun) M.Ryan pass incomplete deep middle to T.Gonzalez.
- 2-10-NYG 17 (1:15) (Shotgun) M.Ryan pass incomplete deep right to J.Jones.
- 3-10-NYG 17 (1:11) (Shotgun) M.Ryan pass incomplete short left to R.White.
- 4-10-NYG 17 (1:07) (Shotgun) M.Ryan sacked at NYG 25 for -8 yards (O.Umenyiora).

New York Giants at 1:01

- 1-10-NYG 25 (1:01) A.Bradshaw up the middle to NYG 28 for 3 yards (L.Sidbury, S.Weatherspoon).
- 2-7-NYG 28 (:18) E.Manning kneels to NYG 27 for -1 yards.

END OF QUARTER

	Score	Time	First Downs				Efficiencies	
			R	P	X	T	3 Down	4 Down
Atlanta Falcons	2	2:29	0	2	1	3	0/2	0/1
New York Giants	24	12:31	4	5	0	9	3/4	0/0

Miscellaneous Statistics Report

Atlanta Falcons vs New York Giants
1/8/2012 at MetLife Stadium

Ten Longest Plays for Atlanta Falcons

Yards	Qtr	Play Start	Play Description
21	3	1-10-ATL 21	(7:42) (Shotgun) M.Ryan pass deep right to R.White to ATL 42 for 21 yards (D.Grant).
20	1	2-9-ATL 11	(6:09) (Shotgun) M.Ryan pass deep middle to J.Jones to ATL 31 for 20 yards (K.Phillips).
18	2	3-21-ATL 9	(2:05) (Shotgun) M.Ryan pass short middle to J.Jones pushed ob at ATL 27 for 18 yards (K.Phillips).
17	4	2-3-ATL 28	(2:33) (No Huddle, Shotgun) M.Ryan pass short left to J.Rodgers to ATL 30 for 2 yards (J.Williams) [O.Umenyiora]. PENALTY on NYG-J.Williams, Unnecessary Roughness, 15 yards, enforced at ATL 30.
16	4	2-2-NYG 47	(2:10) (No Huddle, Shotgun) M.Ryan pass short right to T.Gonzalez to NYG 31 for 16 yards (C.Webster, M.Boley).
14	3	3-15-NYG 35	(5:10) (Shotgun) M.Ryan pass short left to R.White to NYG 21 for 14 yards (A.Rolle).
13	3	1-10-NYG 43	(5:51) J.Jones left end pushed ob at NYG 30 for 13 yards (A.Rolle). End around.
10	1	2-9-ATL 32	(4:55) M.Turner up the middle to ATL 42 for 10 yards (M.Boley).
10	2	2-10-ATL 20	(1:03) (Shotgun) M.Ryan pass short middle to T.Gonzalez to ATL 30 for 10 yards (A.Rolle).
9	2	3-4-ATL 36	(:14) (Shotgun) M.Ryan pass short right to T.Gonzalez to ATL 45 for 9 yards (T.Sash).

Ten Longest Plays for New York Giants

Yards	Qtr	Play Start	Play Description
72	3	3-3-NYG 28	(2:58) (Shotgun) E.Manning pass short middle to H.Nicks for 72 yards, TOUCHDOWN [S.Weatherspoon].
34	2	2-11-ATL 49	(5:58) B.Jacobs right end to ATL 15 for 34 yards (J.Sanders, D.Robinson).
30	3	1-10-ATL 35	(9:29) A.Bradshaw right tackle to ATL 5 for 30 yards (T.DeCoud).
27	4	1-10-ATL 27	(10:04) (Shotgun) E.Manning pass deep middle to M.Manningham for 27 yards, TOUCHDOWN.
22	3	3-12-NYG 43	(10:16) (Shotgun) E.Manning pass deep middle to V.Cruz to ATL 35 for 22 yards (D.Franks) [S.Weatherspoon].
19	3	3-8-NYG 26	(12:01) (Shotgun) E.Manning pass deep right to H.Nicks to NYG 45 for 19 yards (C.Owens).
18	4	3-6-NYG 34	(13:33) (Shotgun) E.Manning pass short right to A.Bradshaw to ATL 48 for 18 yards (C.Lofton).
17	4	3-8-ATL 37	(4:55) (Shotgun) E.Manning pass short middle to M.Manningham to ATL 20 for 17 yards (T.DeCoud). Penalty on ATL-K.Biermann, Defensive Offside, declined.
15	4	1-10-NYG 29	(8:48) B.Jacobs up the middle to NYG 44 for 15 yards (S.Weatherspoon, C.Owens).
14	2	3-2-NYG 23	(9:04) E.Manning scrambles left end ran ob at NYG 37 for 14 yards (S.Weatherspoon).

Touchdown Scoring Information

	Offense	Defense	Special Teams
VISITOR: Atlanta Falcons	0	0	0
HOME: New York Giants	3	0	0

Player Scoring Information

Club	Player	TD	Rush	Rec	KO	Punt	Int	Fum	Misc	FG	XP	2Pt	2Pt	Sfty	Points
		TD	TD	TD	TD	TD	TD	TD	TD			Rush	Rec		
NYG	H.Nicks	0	0	2	0	0	0	0	0	0	0	0	0	0	12
NYG	M.Manningham	0	0	1	0	0	0	0	0	0	0	0	0	0	6
NYG	L.Tynes	0	0	0	0	0	0	0	0	1	3	0	0	0	6

Possession Detail

	First Half		Second Half		Game	
	Visitor	Home	Visitor	Home	Visitor	Home
Largest Lead	2	5	0	22	2	22
Drives Leading	1	1	0	5	1	6
Time of Possession Leading	3:25	0:39	0:00	19:23	3:25	20:02
Largest Deficit	-5	-2	-22	0	-22	-2
Drives Trailing	2	1	5	0	7	1
Time of Possession Trailing	2:08	7:32	10:37	0:00	12:45	7:32
Times Score Tied Up		0		0		0
Lead Changes		2		0		2

Atlanta Falcons vs New York Giants
 Sunday, January 08, 2012 at MetLife Stadium

GIANTS		GIANTS OFFENSE					GIANTS DEFENSE					FALCONS							
No	Name	Pos	WR	80	V.Cruz	82	M.Manningham	12	<u>J.Jernigan</u>	LE	91	J.Tuck	71	D.Tollefson	69	<u>J.Trattou</u>	No	Name	Pos
5	Weatherford, Steve	P	LT	66	D.Diehl	79	<u>J.Brewer</u>			LDT	97	L.Joseph	95	R.Bernard			2	Ryan, Matt	QB
8	Carr, David	QB								RDT	99	C.Canty	73	J.Kennedy			3	Bryant, Matt	K
9	Tynes, Lawrence	PK	LG	77	K.Boothe	62	M.Petrus			RE	72	O.Umenyiora	90	J.Pierre-Paul			4	Wilson, John Parker	QB
10	Manning, Eli	QB	C	64	D.Baas	77	K.Boothe	63	J.Cordle	SLB	94	M.Kiwanuka	58	<u>M.Herzlich</u>			5	Bosher, Matt	K/P
12	Jernigan, Jerrel	WR	RG	76	C.Snee	62	M.Petrus			MLB	93	C.Blackburn	58	<u>M.Herzlich</u>	53	<u>G.Jones</u>	8	Redman, Chris	QB
13	Barden, Ramses	WR	RT	67	K.McKenzie	70	T.Ugoh			WLB	59	M.Boley	57	<u>J.Williams</u>	55	<u>S.Paysinger</u>	11	Jones, Julio	WR
15	Thomas, Devin	WR	TE	85	J.Ballard	47	T.Beckum	86	B.Pascoe	LCB	23	C.Webster	20	<u>P.Amukamara</u>			12	Cone, Kevin	WR
20	Amukamara, Prince	CB	WR	88	H.Nicks	13	R.Barden	15	D.Thomas	RFB	31	A.Ross	36	W.Blackmon			14	Weems, Eric	WR
21	Phillips, Kenny	S	QB	10	E.Manning	8	D.Carr			RFB	31	A.Ross	36	W.Blackmon			20	Grimes, Brent	CB
22	Martin, Derrick	DB	FB	86	B.Pascoe	45	<u>H.Hynoski</u>			SS	21	K.Phillips	39	<u>T.Sash</u>	22	D.Martin	21	Owens, Christopher	CB
23	Webster, Corey	CB	RB	44	A.Bradshaw	27	B.Jacobs	28	D.Ware	FS	26	A.Rolle	34	D.Grant			22	Rodgers, Jacquizz	RB
26	Rolle, Antrel	S						33	<u>D.Scott</u>								23	Robinson, Dunta	CB
27	Jacobs, Brandon	RB															24	Franks, Dominique	CB
28	Ware, Danny	RB															25	Moore, William	S
31	Ross, Aaron	CB															28	DeCoud, Thomas	S
33	Scott, Da'Rel	RB															29	Walls, Darrin	CB
34	Grant, Deon	S															33	Turner, Michael	RB
36	Blackmon, Will	S															35	Smith, Antone	RB
39	Sash, Tyler	S															36	Sanders, James	S
44	Bradshaw, Ahmad	RB															39	Schillinger, Shann	S
45	Hynoski, Henry	FB															42	Cox, Mike	FB
47	Beckum, Travis	TE	FALCONS DEFENSE					FALCONS OFFENSE											
51	DeOssie, Zak	LS	LE	93	R.Edwards	71	K.Biermann			WR	11	<u>J.Jones</u>	83	H.Douglas	14	E.Weems	44	Snelling, Jason	RB
53	Jones, Greg	LB	DT	95	J.Babineaux	94	P.Jerry			LT	74	W.Svitek	72	S.Baker			50	Lofton, Curtis	LB
55	Paysinger, Spencer	LB	DT	91	C.Peters	99	V.Walker			LG	63	J.Blalock	73	K.Chambers			51	James, Robert	LB
57	Williams, Jacquian	LB	RE	55	J.Abraham	90	L.Sidbury	98	<u>C.Matthews</u>	C	62	T.McClure	61	J.Hawley	66	B.Romberg	52	Dent, Akeem	LB
58	Herzlich, Mark	LB	OLB	54	S.Nicholas	59	S.Adkins			RG	61	J.Hawley	75	G.Reynolds			54	Nicholas, Stephen	LB
59	Boley, Michael	LB	MLB	50	C.Lofton	52	<u>A.Dent</u>			RT	77	T.Clabo	74	W.Svitek			55	Abraham, John	DE
62	Petrus, Mitch	G	OLB	56	S.Weatherspoon	51	R.James			TE	88	T.Gonzalez	89	R.Kelly	81	M.Palmer	56	Weatherspoon, Sean	LB
63	Cordle, Jim	C	LCB	20	B.Grimes	24	D.Franks	29	<u>D.Walls</u>	WR	84	R.White	80	K.Meier	12	<u>K.Cone</u>	59	Adkins, Spencer	LB
64	Baas, David	C	RCB	23	D.Robinson	21	C.Owens			QB	2	M.Ryan	8	C.Redman	4	J.Wilson	61	Hawley, Joe	C
66	Diehl, David	T	S	25	W.Moore	36	J.Sanders			FB	42	M.Cox					62	McClure, Todd	C
67	McKenzie, Kareem	T								RB	33	M.Turner	44	J.Snelling	22	<u>J.Rodgers</u>	63	Blalock, Justin	OG
69	Trattou, Justin	DE															66	Romberg, Brett	C
70	Ugoh, Tony	T															71	Biermann, Kroy	DE
71	Tollefson, Dave	DE															72	Baker, Sam	OT
72	Umenyiora, Osi	DE															73	Chambers, Kirk	OL
73	Kennedy, Jimmy	DT															74	Svitek, Will	OT
76	Snee, Chris	G															75	Reynolds, Garrett	OG
77	Boothe, Kevin	G															77	Clabo, Tyson	OT
79	Brewer, James	T															80	Meier, Kerry	WR
80	Cruz, Victor	WR															81	Palmer, Michael	TE
82	Manningham, Mario	WR															82	Zelenka, Joe	LS
85	Ballard, Jake	TE	GIANTS SPECIALISTS					FALCONS SPECIALISTS											
86	Pascoe, Bear	TE	P	5	S.Weatherford					K	3	M.Bryant					83	Douglas, Harry	WR
88	Nicks, Hakeem	WR	PK	9	L.Tynes					KO	3	M.Bryant					84	White, Roddy	WR
90	Pierre-Paul, Jason	DE	H	5	S.Weatherford					P	5	<u>M.Bosher</u>					88	Gonzalez, Tony	TE
91	Tuck, Justin	DE	LS	51	Z.DeOssie	47	T.Beckum			KR	14	E.Weems	24	D.Franks			89	Kelly, Reggie	TE
93	Blackburn, Chase	LB	KR	33	<u>D.Scott</u>	36	W.Blackmon	15	D.Thomas	PR	14	E.Weems	24	D.Franks			90	Sidbury, Lawrence	DE
94	Kiwanuka, Mathias	DE						12	<u>J.Jernigan</u>	LS	82	J.Zelenka					91	Peters, Corey	DT
95	Bernard, Rocky	DT	PR	31	A.Ross	36	W.Blackmon	80	V.Cruz	H	5	<u>M.Bosher</u>	80	K.Meier			93	Edwards, Ray	DE
97	Joseph, Linval	DT															94	Jerry, Peria	DT
99	Canty, Chris	DT															95	Babineaux, Jonathan	DT

TODAY'S OFFICIALS: Referee-Cheffers, Carl (51); Umpire-Wash, Undrey (96); Head Linesman-McKinnely, Phil (110); Line Judge-Symonette, Thomas (100); Field Judge-Gautreaux, Greg (80); Side Judge-Hayes, Laird (125); Back Judge-Prukop, Todd (30); Replay Assistant-Nemmers, Larry

Atlanta Falcons vs New York Giants
 Sunday, January 08, 2012 at MetLife Stadium

New York Giants

No	Name	Pos	No	Name	Pos	Ht	Wt	Age	Ex	School
20	Amukamara, Prince	CB	5	Steve Weatherford	P	6'02	211	30	6	Illinois
64	Baas, David	C	8	David Carr	QB	6'03	212	33	10	Fresno State
85	Ballard, Jake	TE	9	Lawrence Tynes	PK	6'01	194	34	7	Troy
13	Barden, Ramses	WR	10	Eli Manning	QB	6'04	218	31	8	Mississippi
47	Beckum, Travis	TE	12	Jerrel Jernigan	WR	5'08	189	23	8	Troy
95	Bernard, Rocky	DT	13	Ramses Barden	WR	6'06	227	26	3	Cal Poly
93	Blackburn, Chase	LB	15	Devin Thomas	WR	6'02	221	26	4	Michigan State
36	Blackmon, Will	S	20	Prince Amukamara	CB	6'00	207	23	8	Nebraska
59	Boley, Michael	LB	21	Kenny Phillips	S	6'02	217	26	3	Miami
77	Boothe, Kevin	G	22	Derrick Martin	DB	5'10	198	27	6	Wyoming
44	Bradshaw, Ahmad	RB	23	Corey Webster	CB	6'00	200	30	7	Louisiana State
79	Brewer, James	T	26	Antrel Rolle	S	6'00	206	30	7	Miami
99	Canty, Chris	DT	27	Brandon Jacobs	RB	6'04	264	30	7	Southern Illinois
8	Carr, David	QB	28	Danny Ware	RB	6'00	225	27	4	Georgia
63	Cordle, Jim	C	31	Aaron Ross	CB	6'00	190	30	5	Texas
80	Cruz, Victor	WR	33	Da'Rel Scott	RB	5'11	210	24	8	Maryland
51	DeOssie, Zak	LS	34	Deon Grant	S	6'02	215	33	11	Tennessee
66	Diehl, David	T	36	Will Blackmon	S	6'00	210	28	6	Boston College
34	Grant, Deon	S	39	Tyler Sash	S	6'01	215	24	8	Iowa
58	Herzlich, Mark	LB	44	Ahmad Bradshaw	RB	5'10	214	26	5	Marshall
45	Hynoski, Henry	FB	45	Henry Hynoski	FB	6'01	266	24	8	Pittsburgh
27	Jacobs, Brandon	RB	47	Travis Beckum	TE	6'03	234	25	3	Wisconsin
12	Jernigan, Jerrel	WR	51	Zak DeOssie	LS	6'04	249	28	5	Brown
53	Jones, Greg	LB	53	Greg Jones	LB	6'00	248	24	8	Michigan State
97	Joseph, Linval	DT	55	Spencer Paysinger	LB	6'02	236	24	8	Oregon
73	Kennedy, Jimmy	DT	57	Jacquan Williams	LB	6'03	224	24	8	South Florida
94	Kiwanuka, Mathias	DE	58	Mark Herzlich	LB	6'04	246	25	8	Boston College
10	Manning, Eli	QB	59	Michael Boley	LB	6'03	230	30	7	Southern Mississippi
82	Manningham, Mario	WR	62	Mitch Petrus	G	6'03	315	25	2	Arkansas
22	Martin, Derrick	DB	63	Jim Cordle	C	6'03	320	25	1	Ohio State
67	McKenzie, Kareem	T	64	David Baas	C	6'04	312	31	7	Michigan
88	Nicks, Hakeem	WR	66	David Diehl	T	6'05	304	32	9	Illinois
86	Pascoe, Bear	TE	67	Kareem McKenzie	T	6'06	330	33	11	Penn State
55	Paysinger, Spencer	LB	69	Justin Trattou	DE	6'04	255	24	8	Florida
62	Petrus, Mitch	G	70	Tony Ugoh	T	6'05	301	29	4	Arkansas
21	Phillips, Kenny	S	71	Dave Tollefson	DE	6'04	266	31	5	Northwest Missouri State
90	Pierre-Paul, Jason	DE	72	Osi Umenyiora	DE	6'03	255	31	8	Troy
26	Rolle, Antrel	S	73	Jimmy Kennedy	DT	6'04	320	33	9	Penn State
31	Ross, Aaron	CB	76	Chris Snee	G	6'03	305	30	8	Boston College
39	Sash, Tyler	S	77	Kevin Boothe	G	6'05	320	29	5	Cornell
33	Scott, Da'Rel	RB	79	James Brewer	T	6'06	330	25	8	Indiana
76	Snee, Chris	G	80	Victor Cruz	WR	6'02	204	26	2	Massachusetts
15	Thomas, Devin	WR	82	Mario Manningham	WR	6'00	185	26	4	Michigan
71	Tollefson, Dave	DE	85	Jake Ballard	TE	6'06	275	25	1	Ohio State
69	Trattou, Justin	DE	86	Bear Pascoe	TE	6'05	283	26	3	Fresno State
91	Tuck, Justin	DE	88	Hakeem Nicks	WR	6'01	208	24	3	North Carolina
9	Tynes, Lawrence	PK	90	Jason Pierre-Paul	DE	6'05	278	23	2	South Florida
70	Ugoh, Tony	T	91	Justin Tuck	DE	6'05	268	29	7	Notre Dame
72	Umenyiora, Osi	DE	93	Chase Blackburn	LB	6'03	247	29	7	Akron
28	Ware, Danny	RB	94	Mathias Kiwanuka	DE	6'05	267	29	6	Boston College
5	Weatherford, Steve	P	95	Rocky Bernard	DT	6'03	301	33	10	Texas A&M
23	Webster, Corey	CB	97	Linval Joseph	DT	6'04	323	24	2	East Carolina
57	Williams, Jacquan	LB	99	Chris Canty	DT	6'07	317	30	7	Virginia

Head Coach: Tom Coughlin
 Assistant Coaches: Jack Bicknell (Assistant Offensive Line), Pat Flaherty (Offensive Line), Kevin M. Gilbride (Offensive Assistant), Peter Giunta (Secondary/Corners), Jim Herrmann (Linebackers), Al Holcomb (Defensive Assistant), Jerald Ingram (Running Backs), Larry Izzo (Assistant Special Teams), David Merritt (Secondary/Safeties), Robert Nunn (Defensive Line), Jerry Palmieri (Strength and Conditioning), Markus Paul (Assistant Strength and Conditioning), Mike Pope (Tight Ends), Tom Quinn (Special Teams Coordinator), Sean Ryan (Wide Receivers), Mike Sullivan (Quarterbacks)

Atlanta Falcons

No	Name	Pos	Ht	Wt	Age	Ex	School	No	Name	Pos	Ht	Wt	Age	Ex	School
2	Matt Ryan	QB	6'04	220	27	4	Boston College	55	Abraham, John	DE	5'11	223	29	5	Virginia
3	Matt Bryant	K	5'09	200	37	10	Baylor	59	Adkins, Spencer	LB	6'00	210	29	7	Missouri
4	John Parker Wilson	QB	6'02	218	27	1	Alabama	95	Babineaux, Jonathan	DT	6'02	208	27	4	Bethune-Cookman
5	Matt Boshier	K/P	6'01	208			R Miami	72	Baker, Sam	OT	6'03	229	35	7	Louisville
8	Chris Redman	QB	6'03	229	35	7	Louisville	71	Biermann, Kroy	DE	6'03	220	23	8	Georgia Tech
11	Julio Jones	WR	6'03	220	23	8	Alabama	63	Blalock, Justin	OG	6'02	207	24	8	Georgia Tech
12	Kevin Cone	WR	6'02	207	24	8	Georgia Tech	5	Boshier, Matt	K/P	5'09	194	27	4	Shippensburg
14	Eric Weems	WR	5'09	194	27	4	Bethune-Cookman	3	Bryant, Matt	K	5'10	181	29	4	Shippensburg
20	Brent Grimes	CB	5'10	181	29	4	Shippensburg	73	Chambers, Kirk	OL	6'00	199	26	3	San Jose State
21	Christopher Owens	CB	5'09	179	26	3	San Jose State	77	Clabo, Tyson	OT	5'06	196	22	8	Oregon State
22	Jacquizz Rodgers	RB	5'06	196	22	8	Oregon State	12	Cone, Kevin	WR	5'10	182	30	8	South Carolina
23	Dunta Robinson	CB	5'10	182	30	8	South Carolina	42	Cox, Mike	FB	5'11	194	25	2	Oklahoma
24	Dominique Franks	CB	5'11	194	25	2	Oklahoma	28	DeCoud, Thomas	S	6'00	218	27	2	Missouri
25	William Moore	S	6'00	218	27	2	Missouri	52	Dent, Akeem	LB	6'00	193	27	4	California
28	Thomas DeCoud	S	6'00	193	27	4	California	83	Douglas, Harry	WR	6'00	190	24	8	Notre Dame
29	Darrin Walls	CB	6'00	190	24	8	Notre Dame	93	Edwards, Ray	DE	5'10	244	30	8	Northern Illinois
33	Michael Turner	RB	5'10	244	30	8	Northern Illinois	24	Franks, Dominique	CB	5'09	190	27	2	Florida State
35	Antone Smith	RB	5'09	190	27	2	Florida State	88	Gonzalez, Tony	TE	5'10	210	29	7	Fresno State
36	James Sanders	S	5'10	210	29	7	Fresno State	36	Grimes, Brent	CB	6'00	202	26	2	Montana
39	Shann Schillinger	S	6'00	202	26	2	Montana	61	Hawley, Joe	C	6'00	252	27	4	Georgia Tech
42	Mike Cox	FB	6'00	252	27	4	Georgia Tech	51	James, Robert	LB	5'11	223	29	5	Virginia
44	Jason Snelling	RB	5'11	223	29	5	Virginia	94	Jerry, Peria	DT	6'00	242	26	4	Oklahoma
50	Curtis Lofton	LB	6'00	242	26	4	Oklahoma	11	Jones, Julio	WR	5'11	235	29	1	Arizona State
51	Robert James	LB	5'11	235	29	1	Arizona State	89	Kelly, Reggie	TE	6'01	242	25	8	Georgia
52	Akeem Dent	LB	6'01	242	25	8	Georgia	50	Lofton, Curtis	LB	6'03	230	29	5	South Florida
54	Stephen Nicholas	LB	6'03	230	29	5	South Florida	98	Matthews, Cliff	DE	6'04	263	34	12	South Carolina
55	John Abraham	DE	6'04	263	34	12	South Carolina	62	McClure, Todd	C	6'01	239	25	2	Missouri
56	Sean Weatherspoon	LB	6'01	239	25	2	Missouri	80	Meier, Kerry	WR	5'11	242	25	3	Miami
59	Spencer Adkins	LB	5'11	242	25	3	Miami	25	Moore, William	S	6'03	297	24	2	Nevada-Las Vegas
61	Joe Hawley	C	6'03	297	24	2	Nevada-Las Vegas	54	Nicholas, Stephen	LB	6'01	296	35	12	Louisiana State
62	Todd McClure	C	6'01	296	35	12	Louisiana State	21	Owens, Christopher	CB	6'04	329	29	5	Texas
63	Justin Blalock	OG	6'04	329	29	5	Texas	81	Palmer, Michael	TE	6'02	293	33	6	Miami
66	Brett Romberg	C	6'02	293	33	6	Miami	91	Peters, Corey	DT	6'03	260	27	4	Montana
71	Kroy Biermann	DE	6'03	260	27	4	Montana	8	Redman, Chris	QB	6'05	307	27	4	Southern California
72	Sam Baker	OT	6'05	307	27	4	Southern California	75	Reynolds, Garrett	OG	6'07	315	33	6	Stanford
73	Kirk Chambers	OL	6'07	315	33	6	Stanford	23	Robinson, Dunta	CB	6'06	309	30	4	Stanford
74	Will Svitek	OT	6'06	309	30	4	Stanford	22	Rodgers, Jacquizz	RB	6'07	317	25	2	North Carolina
75	Garrett Reynolds	OG	6'07	317	25	2	North Carolina	66	Romberg, Brett	C	6'06	331	31	6	Wake Forest
77	Tyson Clabo	OT	6'06	331	31	6	Wake Forest	2	Ryan, Matt	QB	6'02	224	26	1	Kansas
80	Kerry Meier	WR	6'02	224	26	1	Kansas	36	Sanders, James	S	6'05	260	24	2	Clemson
81	Michael Palmer	TE	6'05	260	24	2	Clemson	39	Schillinger, Shann	S	6'03	260	36	13	Wake Forest
82	Joe Zelenka	LS	6'03	260	36	13	Wake Forest	90	Sidbury, Lawrence	DE	6'00	182	28	3	Louisville
83	Harry Douglas	WR	6'00	182	28	3	Louisville	35	Smith, Antone	RB	6'00	212	31	7	Alabama-Birmingham
84	Roddy White	WR	6'00	212	31	7	Alabama-Birmingham	44	Snelling, Jason	RB	6'05	243	36	15	California
88	Tony Gonzalez	TE	6'05	243	36	15	California	74	Svitek, Will	OT	6'04	257	35	12	Mississippi State
89	Reggie Kelly	TE	6'04	257	35	12	Mississippi State	33	Turner, Michael	RB	6'03	265	26	3	Richmond
90	Lawrence Sidbury	DE	6'03	265	26	3	Richmond	99	Walker, Vance	DT	6'03	295	24	2	Kentucky
91	Corey Peters	DT	6'03	295	24	2	Kentucky	29	Walls, Darrin	CB	6'05	268	27	6	Purdue
93	Ray Edwards	DE	6'05	268	27	6	Purdue	56	Weatherspoon, Sean	LB	6'02	294	28	2	Mississippi
94	Peria Jerry	DT	6'02	294	28	2	Mississippi	14	Weems, Eric	WR	6'02	296	31	7	Iowa
95	Jonathan Babineaux	DT	6'02	296	31	7	Iowa	84	White, Roddy	WR	6'04	257	23	8	South Carolina
98	Cliff Matthews	DE	6'04	257	23	8	South Carolina	4	Wilson, John Parker	QB	6'02	307	25	3	Georgia Tech
99	Vance Walker	DT	6'02	307	25	3	Georgia Tech	82	Zelenka, Joe	LS					

Head Coach: Mike Smith
 Assistant Coaches: Keith Armstrong (Special Teams Coordinator), Jonas Beauchemin (Assistant Strength and Conditioning), Paul Boudreau (Offensive Line), Bob Bratkowski (Quarterbacks), Gerald Brown (Running Backs), Mark Collins (Defensive Assistant), Paul Dunn (Assistant Offensive Line), Jeff Fish (Director of Athletic Performance), Ray Hamilton (Defensive Line), Tim Lewis (Secondary), Mike Mularkey (Offensive Coordinator), AJ Neibels (Assistant Strength and Conditioning), Glenn Pires (Linebackers), Alvin Reynolds (Defensive Backs), Terry Robiskie (Wide Receivers), Chris Seclaf (Tight Ends), Eric Sutulovich (Assistant Special Teams), Glenn Thomas (Offensive Assistant), Brian Van Gorder (Defensive Coordinator), Andrew Weidinger (Assistant to the Head Coach/Offense)



Week 17
Giants vs. Cowboys
Play-by-Play & Flip Card

National Football League Game Summary

NFL Copyright © 2011 by The National Football League. All rights reserved. This summary and play-by-play is for the express purpose of assisting media in their coverage of the game; any other use of this material is prohibited without the written permission of the National Football League. Updated: 1/1/2012

Date: Sunday, 1/1/2012

Dallas Cowboys at New York Giants
at MetLife Stadium, East Rutherford, NJ

Start Time: 8:31 PM EST

Game Day Weather

Game Weather: Rain Showers
Played on Turf: FieldTurf

Temp: 48° F (8.9° C) Humidity: 83%, Wind: South 7 mph
Wind Chill: 45

Officials

Referee: Anderson, Walt (66) Umpire: Hannah, Butch (40) Head Linesman: Stelljes, Steve (22)
Line Judge: Boston, Byron (18) Side Judge: Coleman, James (95) Field Judge: Meslow, David (118)
Back Judge: Smith, Billy (2) Replay Official: Hamer, Dale

Lineups

Dallas Cowboys

New York Giants

Offense			Defense			Offense			Defense		
TE	88	D.Bryant	LE	99	K.Coleman	WR	80	V.Cruz	LE	91	J.Tuck
LT	68	D.Free	NT	90	J.Ratliff	LT	66	D.Diehl	LDT	97	L.Joseph
LG	75	D.Dockery	RE	97	J.Hatcher	LG	77	K.Boothe	RDT	99	C.Canty
C	67	P.Costa	SLB	93	A.Spencer	C	64	D.Baas	RE	90	J.Pierre-Paul
RG	63	K.Kosier	MLB	56	B.James	RG	76	C.Snee	SLB	94	M.Kiwanuka
RT	77	T.Smith	WLB	50	S.Lee	RT	67	K.McKenzie	MLB	93	C.Blackburn
TE	82	J.Witten	JLB	94	D.Ware	TE	86	B.Pascoe	WLB	59	M.Boley
WR	19	M.Austin	LCB	41	T.Newman	WR	88	H.Nicks	LCB	23	C.Webster
QB	9	T.Romo	RCB	21	M.Jenkins	QB	10	E.Manning	RCB	31	A.Ross
FB	24	T.Fiammetta	SS	26	A.Elam	FB	45	H.Hynoski	SS	21	K.Phillips
RB	28	F.Jones	FS	43	G.Sensabaugh	RB	27	B.Jacobs	FS	26	A.Rolle

Substitutions

Substitutions

K 5 D.Bailey, P 6 C.Jones, WR 16 J.Holley, WR 17 D.Harris, CB 20 A.Ball, RB 23 S.Morris, RB 30 C.Washington, CB 32 O.Scandrick, S 36 M.Silva, LB 51 K.Brooking, LB 54 B.Carter, LB 55 A.Albright, LB 57 V.Butler, C/G 60 K.Kowalski, T 78 J.Parnell, TE 80 M.Bennett, WR 81 L.Robinson, TE 89 J.Phillips, LS 91 L.Ladouceur, NT 92 J.Price-Brent, DE 95 S.Lissemore, DE 98 M.Spears

P 5 S.Weatherford, PK 9 L.Tynes, WR 12 J.Jernigan, WR 15 D.Thomas, CB 20 P.Amukamara, DB 22 D.Martin, RB 28 D.Ware, RB 33 D.Scott, S 34 D.Grant, S 36 W.Blackmon, S 39 T.Sash, RB 44 A.Bradshaw, TE 47 T.Beckum, LS 51 Z.DeOssie, LB 53 G.Jones, LB 55 S.Paysinger, LB 57 J.Williams, G 62 M.Petrus, T 70 T.Ugoh, DE 71 D.Tollefson, DE 72 O.Umenyiora, WR 82 M.Manningham, DT 95 R.Bernard

Did Not Play

Did Not Play

QB 7 S.McGee, WR 85 K.Ogletree

QB 8 D.Carr

Not Active

Not Active

QB 14 C.Greisen, WR 15 A.Holmes, CB 25 F.Walker, S 40 D.McCray, FB 45 S.Chapas, G 62 D.Arkin, DE 96 C.Geathers

WR 13 R.Barden, LB 58 M.Herzlich, C 63 J.Cordle, DE 69 J.Trattou, DT 73 J.Kennedy, T 79 J.Brewer, TE 85 J.Ballard

Field Goals (made () & missed)

		52WL		L.Tynes		40WR (28)			
								OT	Total
VISITOR:	Dallas Cowboys	0	0	7	7	0	0		14
HOME:	New York Giants	7	14	0	10	0	0		31

Scoring Plays

Team	Qtr	Time	Play Description (Extra Point) (Drive Info)	Visitor	Home
Giants	1	4:57	V.Cruz 74 yd. pass from E.Manning (L.Tynes kick) (6-96, 2:49)	0	7
Giants	2	13:27	A.Bradshaw 5 yd. run (L.Tynes kick) (10-68, 4:27)	0	14
Giants	2	1:09	A.Bradshaw 10 yd. pass from E.Manning (L.Tynes kick) (8-80, 3:24)	0	21
Cowboys	3	6:54	L.Robinson 34 yd. pass from T.Romo (D.Bailey kick) (9-94, 4:28)	7	21
Cowboys	4	10:15	L.Robinson 6 yd. pass from T.Romo (D.Bailey kick) (3-26, 1:25)	14	21
Giants	4	5:45	L.Tynes 28 yd. Field Goal (9-65, 4:30)	14	24
Giants	4	3:41	H.Nicks 4 yd. pass from E.Manning (L.Tynes kick) (4-45, 1:14)	14	31

Paid Attendance: 81,077

Time: 2:59

Dallas Cowboys vs New York Giants

1/1/2012 at MetLife Stadium

Final Individual Statistics

Dallas Cowboys

New York Giants

RUSHING	ATT	YDS	AVG	LG	TD
F.Jones	11	30	2.7	10	0
S.Morris	3	16	5.3	11	0
T.Romo	2	3	1.5	3	0
Total	16	49	3.1	11	0

RUSHING	ATT	YDS	AVG	LG	TD
A.Bradshaw	16	57	3.6	29	1
D.Ware	2	19	9.5	15	0
B.Jacobs	7	16	2.3	6	0
E.Manning	6	14	2.3	8	0
Total	31	106	3.4	29	1

PASSING	ATT	CMP	YDS	SK/YD	TD	LG	IN	RT
T.Romo	37	29	289	6/38	2	34	1	106.0
Total	37	29	289	6/38	2	34	1	106.0

PASSING	ATT	CMP	YDS	SK/YD	TD	LG	IN	RT
E.Manning	33	24	346	2/15	3	74	0	136.7
Total	33	24	346	2/15	3	74	0	136.7

PASS RECEIVING	TAR	REC	YDS	AVG	LG	TD
J.Witten	8	7	69	9.9	20	0
F.Jones	8	7	47	6.7	12	0
D.Bryant	8	6	70	11.7	17	0
L.Robinson	5	4	61	15.3	34	2
M.Austin	5	2	20	10.0	13	0
T.Fiammetta	1	1	14	14.0	14	0
M.Bennett	1	1	5	5.0	5	0
S.Morris	1	1	3	3.0	3	0
Total	37	29	289	10.0	34	2

PASS RECEIVING	TAR	REC	YDS	AVG	LG	TD
V.Cruz	11	6	178	29.7	74	1
H.Nicks	6	5	76	15.2	36	1
H.Hynoski	4	4	31	7.8	14	0
A.Bradshaw	4	3	12	4.0	10	1
B.Pascoe	2	2	14	7.0	12	0
T.Beckum	3	2	13	6.5	7	0
D.Thomas	1	1	14	14.0	14	0
D.Ware	1	1	8	8.0	8	0
B.Jacobs	1	0	0	0.0	0	0
Total	33	24	346	14.4	74	3

INTERCEPTIONS	NO	YDS	AVG	LG	TD
Total	0	0	0	0	0

INTERCEPTIONS	NO	YDS	AVG	LG	TD
A.Rolle	1	-1	-1.0	-1	0
Total	1	-1	-1.0	-1	0

PUNTING	NO	YDS	AVG	NET	TB	IN20	LG
C.Jones	6	254	42.3	38.8	1	2	54
Total	6	254	42.3	38.8	1	2	54

PUNTING	NO	YDS	AVG	NET	TB	IN20	LG
S.Weatherford	4	161	40.3	36.0	0	1	49
Total	4	161	40.3	36.0	0	1	49

PUNT RETURNS	NO	YDS	AVG	FC	LG	TD
D.Bryant	2	13	6.5	0	13	0
D.Harris	1	4	4.0	0	4	0
[DOWNED]	1	0	0.0	0	0	0
Total	3	17	5.7	0	13	0

PUNT RETURNS	NO	YDS	AVG	FC	LG	TD
W.Blackmon	3	1	0.3	0	1	0
[OUT OF BOUNDS]	2	0	0.0	0	0	0
[TOUCHBACK]	1	0	0.0	0	0	0
Total	3	1	0.3	0	1	0

KICKOFF RETURNS	NO	YDS	AVG	FC	LG	TD
D.Harris	3	72	24.0	0	30	0
D.Bryant	3	55	18.3	0	26	0
Total	6	127	21.2	0	30	0

KICKOFF RETURNS	NO	YDS	AVG	FC	LG	TD
J.Jernigan	2	35	17.5	0	20	0
D.Thomas	1	31	31.0	0	31	0
Total	3	66	22.0	0	31	0

Dallas Cowboys

FUMBLES	FUM LOST	OWN-REC	YDS	TD	FORCED	OPP-REC	YD	TD	OUT-BDS
D.Bryant	1	0	1	0	0	0	0	0	0
T.Romo	1	1	0	0	0	0	0	0	0
A.Spencer	0	0	0	0	1	0	0	0	0
Total	2	1	1	0	1	0	0	0	0

New York Giants

FUMBLES	FUM LOST	OWN-REC	YDS	TD	FORCED	OPP-REC	YD	TD	OUT-BDS
W.Blackmon	1	0	0	0	0	0	0	0	0
B.Jacobs	1	0	0	0	0	0	0	0	0
G.Jones	0	0	1	0	0	0	0	0	0
E.Manning	0	0	1	0	0	0	0	0	0
J.Tuck	0	0	0	0	1	0	0	0	0
M.Kiwanuka	0	0	0	0	0	1	0	0	0
Total	2	0	2	0	1	1	0	0	0

Dallas Cowboys vs New York Giants

1/1/2012 at MetLife Stadium

Final Team Statistics

	Visitor Cowboys	Home Giants
TOTAL FIRST DOWNS	19	20
By Rushing	3	3
By Passing	16	16
By Penalty	0	1
THIRD DOWN EFFICIENCY	4-12-33%	7-15-47%
FOURTH DOWN EFFICIENCY	0-1-0%	0-1-0%
TOTAL NET YARDS	300	437
Total Offensive Plays (inc. times thrown passing)	59	66
Average gain per offensive play	5.1	6.6
NET YARDS RUSHING	49	106
Total Rushing Plays	16	31
Average gain per rushing play	3.1	3.4
Tackles for a loss-number and yards	2-3	1-1
NET YARDS PASSING	251	331
Times thrown - yards lost attempting to pass	6-38	2-15
Gross yards passing	289	346
PASS ATTEMPTS-COMPLETIONS-HAD INTERCEPTED	37-29-1	33-24-0
Avg gain per pass play (inc.# thrown passing)	5.8	9.5
KICKOFFS Number-In End Zone-Touchbacks	3-1-0	6-4-0
PUNTS Number and Average	6-42.3	4-40.3
Had Blocked	0	0
FGs - PATs Had Blocked	0-0	0-0
Net Punting Average	38.8	36.0
TOTAL RETURN YARDAGE (Not Including Kickoffs)	17	0
No. and Yards Punt Returns	3-17	3-1
No. and Yards Kickoff Returns	6-127	3-66
No. and Yards Interception Returns	0-0	1--1
PENALTIES Number and Yards	7-43	3-28
FUMBLES Number and Lost	2-1	2-0
TOUCHDOWNS	2	4
Rushing	0	1
Passing	2	3
EXTRA POINTS Made-Attempts	2-2	4-4
Kicking Made-Attempts	2-2	4-4
FIELD GOALS Made-Attempts	0-1	1-2
RED ZONE EFFICIENCY	1-2-50%	3-5-60%
GOAL TO GO EFFICIENCY	1-1-100%	3-4-75%
SAFETIES	0	0
FINAL SCORE	14	31
TIME OF POSSESSION	25:27	34:33

Dallas Cowboys vs New York Giants

1/1/2012 at MetLife Stadium

Ball Possession And Drive Chart

Dallas Cowboys

#	Time Recd	Time Lost	Time Poss	How Ball Obtained	Drive Began	# Play	Yds Gain	Yds Pen	Net Yds	1st Down	Last Scrm	How Given Up
1	15:00	13:22	1:38	Kickoff	DAL 26	3	6	0	6	0	DAL 32	Punt
2	9:55	7:46	2:09	Punt	DAL 32	4	10	0	10	1	DAL 42	Punt
3	4:57	2:54	2:03	Kickoff	DAL 18	3	-1	0	-1	0	DAL 17	Punt
4	13:27	11:29	1:58	Kickoff	DAL 15	3	-5	0	-5	0	DAL 10	Punt
5	7:29	4:33	2:56	Missed FG	DAL 30	5	34	-5	29	2	NYG 41	Punt
6	1:09	0:00	1:09	Kickoff	DAL 24	7	52	-10	42	3	NYG 34	Missed FG
7	11:22	6:54	4:28	Punt	DAL 6	9	94	0	94	5	NYG 34	Touchdown
8	5:31	4:07	1:24	Punt	DAL 25	5	13	0	13	1	DAL 38	Interception
9	2:23	13:56	3:27	Downs	DAL 36	8	49	5	54	3	* NYG 10	Downs
10	11:40	10:15	1:25	Punt	NYG 26	3	26	0	26	2	* NYG 6	Touchdown
11	5:45	4:55	0:50	Kickoff	DAL 22	3	-3	0	-3	0	DAL 19	Punt
12	3:41	1:41	2:00	Kickoff	DAL 18	7	25	0	25	2	DAL 46	Fumble

(326) Average DAL 27

New York Giants

#	Time Recd	Time Lost	Time Poss	How Ball Obtained	Drive Began	# Play	Yds Gain	Yds Pen	Net Yds	1st Down	Last Scrm	How Given Up
1	13:22	9:55	3:27	Punt	NYG 8	6	16	4	20	1	NYG 28	Punt
2	7:46	4:57	2:49	Punt	NYG 4	6	96	0	96	2	NYG 26	Touchdown
3	2:54	13:27	4:27	Punt	NYG 32	10	49	19	68	5	* DAL 5	Touchdown
4	11:29	7:29	4:00	Punt	DAL 48	7	26	0	26	2	* DAL 22	Missed FG
5	4:33	1:09	3:24	Punt	NYG 20	8	80	0	80	5	* DAL 10	Touchdown
6	15:00	11:22	3:38	Kickoff	NYG 17	5	41	0	41	1	DAL 42	Punt
7	6:54	5:31	1:23	Kickoff	NYG 31	3	-1	0	-1	0	NYG 30	Punt
8	4:07	2:23	1:44	Interception	DAL 44	4	3	5	8	0	DAL 35	Downs
9	13:56	11:40	2:16	Downs	NYG 10	3	9	0	9	0	NYG 19	Punt
10	10:15	5:45	4:30	Kickoff	NYG 25	9	65	0	65	2	* DAL 10	Field Goal
11	4:55	3:41	1:14	Punt	DAL 45	4	45	0	45	2	* DAL 4	Touchdown
12	1:41	0:00	1:41	Fumble	DAL 43	3	-2	0	-2	0	DAL 44	End of Game

(367) Average NYG 31

* inside opponent's 20

Time of Possession by Quarter		1st	2nd	3rd	4th	OT	Total
Visitor	Dallas Cowboys	5:50	6:03	8:15	5:19		25:27
Home	New York Giants	9:10	8:57	6:45	9:41		34:33
Kickoff Drive No.-Start Average		Cowboys: 6 - DAL 20		Giants: 3 - NYG 24			

Dallas Cowboys vs New York Giants
1/1/2012 at MetLife Stadium
Final Defensive Statistics

Dallas Cowboys	Regular Defensive Plays											Special Teams					Misc			
	TKL	AST	COMB	SK	/YDS	TFL	QH	IN	PD	FF	FR	TKL	AST	FF	FR	BL	TKL	AST	FF	FR
S.Lee	8	3	11	0	0	1	0	0	0	0	0	0	0	0	0	0	0	0	0	0
A.Elam	9	1	10	0	0	0	0	0	0	0	0	0	0	0	0	0	0	0	0	0
T.Newman	4	1	5	0	0	0	0	0	0	0	0	0	0	0	0	0	0	0	0	0
D.Ware	3	2	5	1.5	12.5	2	3	0	0	0	0	0	0	0	0	0	0	0	0	0
J.Hatcher	3	2	5	0.5	2.5	0	2	0	0	0	0	0	0	0	0	0	0	0	0	0
G.Sensabaugh	3	2	5	0	0	0	0	0	0	0	0	0	0	0	0	0	0	0	0	0
K.Coleman	2	3	5	0	0	0	0	0	1	0	0	0	0	0	0	0	0	0	0	0
B.James	3	1	4	0	0	0	0	0	1	0	0	0	0	0	0	0	0	0	0	0
O.Scandrick	3	1	4	0	0	0	0	0	0	0	0	0	0	0	0	0	0	0	0	0
A.Spencer	2	2	4	0	0	0	2	0	0	1	0	0	0	0	0	0	0	0	0	0
K.Brooking	2	2	4	0	0	2	0	0	0	0	0	0	0	0	0	0	0	0	0	0
J.Ratliff	3	0	3	0	0	0	0	0	1	0	0	0	0	0	0	0	0	0	0	0
A.Ball	3	0	3	0	0	0	0	0	0	0	0	1	0	0	0	0	0	0	0	0
M.Jenkins	1	2	3	0	0	0	0	0	0	0	0	0	0	0	0	0	0	0	0	0
S.Lissemore	1	1	2	0	0	0	0	0	0	0	0	0	0	0	0	0	0	0	0	0
J.Price-Brent	0	1	1	0	0	0	0	0	0	0	0	0	0	0	0	0	0	0	0	0
M.Silva	0	0	0	0	0	0	0	0	0	0	0	2	0	0	0	0	0	0	0	0
B.Carter	0	0	0	0	0	0	0	0	0	0	0	1	1	0	0	0	0	0	0	0
T.Fiammetta	0	0	0	0	0	0	0	0	0	0	0	1	0	0	0	0	0	0	0	0
C.Washington	0	0	0	0	0	0	0	0	0	0	0	1	0	0	0	0	0	0	0	0
D.Bryant	0	0	0	0	0	0	0	0	0	0	0	0	0	0	1	0	0	0	0	0
T.Smith	0	0	0	0	0	0	0	0	0	0	0	0	0	0	0	0	1	0	0	0
D.Free	0	0	0	0	0	0	0	0	0	0	0	0	0	0	0	0	1	0	0	0
Total	50	24	74	2	15	5	7	0	3	1	0	6	1	0	1	0	2	0	0	0

TKL /TK=Tackle AST /AS=Assist COMB=Combined TFL=Tackles for a Loss
QH=Quarterback Hit
IN=Interception PD=Pass Defense FF =Forced Fumble FR=Fumble Recovery

New York Giants	Regular Defensive Plays											Special Teams					Misc			
	TKL	AST	COMB	SK	/ YDS	TFL	QH	IN	PD	FF	FR	TKL	AST	FF	FR	BL	TKL	AST	FF	FR
M.Boley	7	2	9	0	0	0	0	0	0	0	0	0	0	0	0	0	0	0	0	0
A.Rolle	5	3	8	0	0	0	0	1	1	0	0	0	0	0	0	0	0	0	0	0
K.Phillips	5	3	8	0	0	0	0	0	0	0	0	0	0	0	0	0	0	0	0	0
J.Pierre-Paul	4	1	5	1	12	1	2	0	0	0	0	0	0	0	0	0	0	0	0	0
M.Kiwanuka	4	1	5	0	0	2	0	0	0	0	1	0	0	0	0	0	0	0	0	0
J.Williams	3	2	5	1	8	1	1	0	0	0	0	2	1	0	0	0	0	0	0	0
A.Ross	2	3	5	0	0	0	0	0	0	0	0	0	0	0	0	0	0	0	0	0
C.Blackburn	3	1	4	0	0	0	0	0	0	0	0	1	0	0	0	0	0	0	0	0
C.Canty	2	2	4	1	3	1	1	0	0	0	0	0	0	0	0	0	0	0	0	0
D.Grant	1	3	4	0	0	0	0	0	0	0	0	1	0	0	0	0	0	0	0	0
R.Bernard	3	0	3	0	0	0	0	0	0	0	0	0	0	0	0	0	0	0	0	0
C.Webster	2	1	3	0	0	0	0	0	1	0	0	0	0	0	0	0	0	0	0	0
O.Umenyiora	2	0	2	2	12	2	2	0	0	0	0	0	0	0	0	0	0	0	0	0
J.Tuck	2	0	2	1	3	0	1	0	0	1	0	0	0	0	0	0	0	0	0	0
L.Joseph	1	0	1	0	0	0	0	0	0	0	0	0	0	0	0	0	0	0	0	0
G.Jones	0	0	0	0	0	0	0	0	0	0	0	1	1	0	1	0	0	0	0	0
W.Blackmon	0	0	0	0	0	0	0	0	0	0	0	1	1	0	0	0	0	0	0	0
T.Sash	0	0	0	0	0	0	0	0	0	0	0	1	0	0	0	0	0	0	0	0
D.Martin	0	0	0	0	0	0	0	0	0	0	0	1	0	0	0	0	0	0	0	0
S.Paysinger	0	0	0	0	0	0	0	0	0	0	0	1	0	0	0	0	0	0	0	0
E.Manning	0	0	0	0	0	0	0	0	0	0	0	0	0	0	0	0	0	0	0	1
Total	46	22	68	6	38	7	7	1	2	1	1	9	3	0	1	0	0	0	0	1

NYG wins the coin toss and elects to defer. DAL elects to Receive, and NYG elects to defend the south goal.

L.Tynes kicks 69 yards from NYG 35 to DAL -4. D.Harris pushed ob at DAL 26 for 30 yards (J.Williams).

Dallas Cowboys at 15:00, (1st play from scrimmage 14:55)

- 1-10-DAL 26 (14:55) F.Jones right guard to DAL 25 for -1 yards (M.Kiwanuka).
- 2-11-DAL 25 (14:25) (Shotgun) T.Romo pass short right to M.Austin to DAL 32 for 7 yards (A.Ross).
- 3-4-DAL 32 (13:41) (Shotgun) T.Romo pass incomplete deep left to D.Bryant.
- 4-4-DAL 32 (13:35) C.Jones punts 52 yards to NYG 16, Center-L.Ladouceur. W.Blackmon to NYG 32 for 16 yards (T.Fiammetta).
PENALTY on NYG-C.Webster, Illegal Block Above the Waist, 8 yards, enforced at NYG 16. Officially, a return for 0 yards.

New York Giants at 13:22

- 1-10-NYG 8 (13:22) E.Manning pass short left to V.Cruz to NYG 16 for 8 yards (S.Lee).
- 2-2-NYG 16 (12:51) A.Bradshaw left end to NYG 17 for 1 yard (O.Scandrick).
- 3-1-NYG 17 (12:08) (Shotgun) E.Manning pass short left to B.Pascoe to NYG 19 for 2 yards (G.Sensabaugh). P1
- 1-10-NYG 19 (11:30) B.Jacobs right tackle to NYG 24 for 5 yards (D.Ware).
- 2-5-NYG 24 (10:47) (Shotgun) E.Manning pass incomplete short right to T.Beckum.
- 3-5-NYG 24 (10:42) (Shotgun) PENALTY on DAL-A.Spencer, Neutral Zone Infraction, 4 yards, enforced at NYG 24 - No Play.
- 3-1-NYG 28 (10:42) B.Jacobs right guard to NYG 28 for no gain (K.Coleman, A.Spencer).
- 4-1-NYG 28 (10:06) S.Weatherford punts 41 yards to DAL 31, Center-Z.DeOssie. D.Bryant MUFFS catch, and recovers at DAL 32. D.Bryant to DAL 32 for no gain (G.Jones).

Dallas Cowboys at 9:55

- 1-10-DAL 32 (9:55) F.Jones left end pushed ob at DAL 42 for 10 yards (M.Kiwanuka). R1
- 1-10-DAL 42 (9:34) F.Jones right guard to DAL 43 for 1 yard (C.Blackburn, C.Canty).
- 2-9-DAL 43 (8:54) T.Romo sacked at DAL 31 for -12 yards (J.Pierre-Paul).
- 3-21-DAL 31 (8:32) (Shotgun) S.Morris right guard to DAL 42 for 11 yards (D.Grant, M.Kiwanuka).
- 4-10-DAL 42 (7:59) C.Jones punts 54 yards to NYG 4, Center-L.Ladouceur, out of bounds.

New York Giants at 7:46

- 1-10-NYG 4 (7:46) A.Bradshaw left tackle to NYG 5 for 1 yard (J.Hatcher, S.Lee).
- 2-9-NYG 5 (7:17) E.Manning pass incomplete short right to V.Cruz (K.Coleman).
- 3-9-NYG 5 (7:08) (Shotgun) E.Manning pass short right to B.Pascoe pushed ob at NYG 17 for 12 yards (A.Elam, S.Lee) P2
[J.Hatcher].
- 1-10-NYG 17 (6:35) (Shotgun) E.Manning pass short middle to D.Ware to NYG 25 for 8 yards (S.Lee).
- 2-2-NYG 25 (5:53) (Shotgun) A.Bradshaw right guard to NYG 26 for 1 yard (S.Lee, D.Ware).
- 3-1-NYG 26 (5:11) (Shotgun) E.Manning pass short left to V.Cruz for 74 yards, TOUCHDOWN. P3
L.Tynes extra point is GOOD, Center-Z.DeOssie, Holder-S.Weatherford.

DAL 0 NYG 7, 6 plays, 96 yards, 2:49 drive, 10:03 elapsed

L.Tynes kicks 59 yards from NYG 35 to DAL 6. D.Bryant to DAL 18 for 12 yards (W.Blackmon).

Dallas Cowboys at 4:57, (1st play from scrimmage 4:50)

- 1-10-DAL 18 (4:50) T.Romo pass short left to M.Bennett to DAL 23 for 5 yards (R.Bernard, D.Grant).
- 2-5-DAL 23 (4:17) F.Jones right end to DAL 24 for 1 yard (L.Joseph).
- 3-4-DAL 24 (3:33) (Shotgun) T.Romo sacked at DAL 17 for -7 yards (O.Umenyiora).
- 4-11-DAL 17 (3:01) C.Jones punts 42 yards to NYG 41, Center-L.Ladouceur. W.Blackmon MUFFS catch, touched at NYG 41, recovered by NYG-G.Jones at NYG 32. G.Jones to NYG 32 for no gain (B.Carter).

New York Giants at 2:54

- 1-10-NYG 32 (2:54) E.Manning pass short right to H.Nicks to 50 for 18 yards (T.Newman). P4
- 1-10-50 (2:14) E.Manning pass incomplete deep right to V.Cruz.
- 2-10-50 (2:02) B.Jacobs left tackle to DAL 48 for 2 yards (J.Hatcher, M.Jenkins).
- 3-8-DAL 48 (1:22) (Shotgun) E.Manning pass short right to D.Thomas ran ob at DAL 34 for 14 yards [A.Spencer]. P5
- 1-10-DAL 34 (:49) A.Bradshaw right end to DAL 30 for 4 yards (B.James, K.Coleman).
- 2-6-DAL 30 (:09) E.Manning pass incomplete short middle to V.Cruz (A.Ball).
PENALTY on DAL-A.Ball, Defensive Pass Interference, 14 yards, enforced at DAL 30 - No Play. X6
- 1-10-DAL 16 (:01) E.Manning pass incomplete deep right to H.Nicks.

END OF QUARTER

	Score	Time Poss	First Downs				Efficiencies	
			R	P	X	T	3 Down	4 Down
Dallas Cowboys	0	5:50	1	0	0	1	0/3	0/0
New York Giants	7	9:10	0	5	1	6	4/5	0/0

Second Quarter

1/1/2012

Play By Play

New York Giants continued.

- 2-10-DAL 16 (15:00) A.Bradshaw up the middle to DAL 15 for 1 yard (K.Coleman, B.James).
Timeout #1 by DAL at 14:22.
- 3-9-DAL 15 (14:22) (Shotgun) PENALTY on DAL-A.Spencer, Neutral Zone Infraction, 5 yards, enforced at DAL 15 - No Play.
- 3-4-DAL 10 (14:22) (Shotgun) E.Manning pass short middle to V.Cruz to DAL 5 for 5 yards (A.Elam). P7
- 1-5-DAL 5 (13:40) (Shotgun) E.Manning pass incomplete short right to A.Bradshaw.
- 2-5-DAL 5 (13:33) A.Bradshaw right end for 5 yards, TOUCHDOWN. R8
L.Tynes extra point is GOOD, Center-Z.DeOssie, Holder-S.Weatherford.

DAL 0 NYG 14, 10 plays, 68 yards, 2 penalties, 4:27 drive, 1:33 elapsed

L.Tynes kicks 67 yards from NYG 35 to DAL -2. D.Bryant to DAL 15 for 17 yards (T.Sash, W.Blackmon).

Dallas Cowboys at 13:27, (1st play from scrimmage 13:20)

- 1-10-DAL 15 (13:20) T.Romo pass short left to F.Jones to DAL 20 for 5 yards (A.Rolle, A.Ross).
- 2-5-DAL 20 (12:50) F.Jones up the middle to DAL 18 for -2 yards (M.Kiwanuka, A.Rolle).
- 3-7-DAL 18 (12:02) (Shotgun) T.Romo sacked at DAL 10 for -8 yards (J.Williams).
- 4-15-DAL 10 (11:38) C.Jones punts 39 yards to DAL 49, Center-L.Ladouceur. W.Blackmon to DAL 48 for 1 yard (A.Ball).

New York Giants at 11:29

- 1-10-DAL 48 (11:29) B.Jacobs right guard to DAL 42 for 6 yards (B.James).
- 2-4-DAL 42 (10:55) (Shotgun) D.Ware right end to DAL 27 for 15 yards (A.Elam, T.Newman). R9
- 1-10-DAL 27 (10:05) E.Manning pass short left to H.Nicks to DAL 14 for 13 yards (A.Ball). P10
- 1-10-DAL 14 (9:27) B.Jacobs right guard to DAL 13 for 1 yard (A.Spencer). FUMBLES (A.Spencer), touched at DAL 11, recovered by NYG-E.Manning at DAL 23. E.Manning to DAL 23 for no gain (K.Brooking).
- 2-19-DAL 23 (8:50) (Shotgun) E.Manning pass short left to A.Bradshaw to DAL 25 for -2 yards (K.Brooking, D.Ware).
- 3-21-DAL 25 (8:09) (Shotgun) E.Manning scrambles up the middle to DAL 22 for 3 yards (A.Ball).
- 4-18-DAL 22 (7:41) L.Tynes 40 yard field goal is No Good, Wide Right, Center-Z.DeOssie, Holder-S.Weatherford.

Dallas Cowboys at 7:29

- 1-10-DAL 30 (7:29) (Shotgun) T.Romo pass short middle to D.Bryant to DAL 43 for 13 yards (M.Boley). P2
- 1-10-DAL 43 (6:56) T.Romo pass short right to T.Fiammetta to NYG 43 for 14 yards (J.Tuck, A.Rolle). NYG-J.Tuck was injured during the play. P3
- 1-10-NYG 43 (6:25) T.Romo pass short left to J.Witten to NYG 40 for 3 yards (K.Phillips).
- 2-7-NYG 40 (5:48) (No Huddle, Shotgun) F.Jones right tackle to NYG 39 for 1 yard (J.Pierre-Paul).
- 3-6-NYG 39 (5:14) (No Huddle, Shotgun) T.Romo scrambles right end to NYG 36 for 3 yards. T.Romo pass deep middle to D.Bryant to NYG 14 for 22 yards (M.Boley, A.Rolle).
PENALTY on DAL-T.Romo, Illegal Forward Pass, 5 yards, enforced at NYG 36.
- 4-8-NYG 41 (4:35) C.Jones punts 41 yards to end zone, Center-L.Ladouceur, Touchback.
PENALTY on DAL-A.Ball, Illegal Touch Kick, 0 yards, enforced at NYG 20.

New York Giants at 4:33

- 1-10-NYG 20 (4:33) E.Manning pass short right to H.Hynoski pushed ob at NYG 34 for 14 yards (S.Lee). P11
- 1-10-NYG 34 (3:59) A.Bradshaw left guard to NYG 37 for 3 yards (S.Lissemore, J.Price-Brent).
- 2-7-NYG 37 (3:11) A.Bradshaw left tackle to DAL 34 for 29 yards (A.Ball, G.Sensabaugh). DAL-A.Ball was injured during the play. R12
- 1-10-DAL 34 (2:32) E.Manning pass short middle to T.Beckum to DAL 27 for 7 yards (A.Elam, K.Brooking).

Two-Minute Warning

- 2-3-DAL 27 (2:00) E.Manning pass short right to H.Hynoski to DAL 23 for 4 yards (T.Newman). P13
- 1-10-DAL 23 (1:29) A.Bradshaw left guard to DAL 22 for 1 yard (A.Spencer).
Timeout #1 by NYG at 01:24.
- 2-9-DAL 22 (1:24) E.Manning pass short right to H.Hynoski pushed ob at DAL 10 for 12 yards (A.Elam). P14
- 1-10-DAL 10 (1:17) (Shotgun) E.Manning pass short left to A.Bradshaw for 10 yards, TOUCHDOWN. P15
L.Tynes extra point is GOOD, Center-Z.DeOssie, Holder-S.Weatherford.

DAL 0 NYG 21, 8 plays, 80 yards, 3:24 drive, 13:51 elapsed

L.Tynes kicks 61 yards from NYG 35 to DAL 4. D.Harris to DAL 24 for 20 yards (D.Martin).

Dallas Cowboys at 1:09, (1st play from scrimmage 1:05)

- 1-10-DAL 24 (1:05) (Shotgun) T.Romo pass short left to D.Bryant to DAL 33 for 9 yards (C.Webster).
- 2-1-DAL 33 (:42) (No Huddle, Shotgun) T.Romo pass short left to F.Jones to DAL 42 for 9 yards (R.Bernard, J.Williams). P4
Timeout #2 by DAL at 00:34.
- 1-10-DAL 42 (:34) (Shotgun) T.Romo pass incomplete deep left to L.Robinson [J.Pierre-Paul].
- 2-10-DAL 42 (:26) (Shotgun) T.Romo pass incomplete short middle to M.Austin (J.Tuck).
PENALTY on DAL-D.Free, Offensive Holding, 10 yards, enforced at DAL 42 - No Play.
- 2-20-DAL 32 (:21) (Shotgun) F.Jones right guard to DAL 40 for 8 yards (M.Kiwanuka, J.Williams).
Timeout #2 by NYG at 00:14.
- 3-12-DAL 40 (:14) (Shotgun) T.Romo pass short left to D.Bryant to NYG 46 for 14 yards. P5
- 1-10-NYG 46 (:09) (Shotgun) T.Romo pass short middle to J.Witten to NYG 34 for 12 yards (A.Rolle). P6
Timeout #3 by DAL at 00:04.
- 1-10-NYG 34 (:04) D.Bailey 52 yard field goal is No Good, Wide Left, Center-L.Ladouceur, Holder-C.Jones.

END OF QUARTER

	Time	First Downs				Efficiencies		
	Score	Poss	R	P	X	T	3 Down	4 Down
Dallas Cowboys	0	6:03	0	5	0	5	1/3	0/0
New York Giants	21	8:57	3	6	0	9	1/2	0/0

NYG elects to Receive, and DAL elects to defend the North goal.

D.Bailey kicks 63 yards from DAL 35 to NYG 2. J.Jernigan to NYG 17 for 15 yards (M.Silva).

New York Giants at 15:00, (1st play from scrimmage 14:56)

- 1-10-NYG 17 (14:56) (Shotgun) E.Manning pass short right to T.Beckum to NYG 23 for 6 yards (A.Elam).
- 2-4-NYG 23 (14:25) E.Manning pass deep left to V.Cruz to 50 for 27 yards (G.Sensabaugh, O.Scandrick) [A.Spencer]. P16
- 1-10-50 (13:36) A.Bradshaw up the middle to DAL 49 for 1 yard (A.Elam, K.Brooking).
- 2-9-DAL 49 (12:54) A.Bradshaw left guard to DAL 47 for 2 yards (J.Ratliff, J.Hatcher).
- 3-7-DAL 47 (12:16) (Shotgun) E.Manning scrambles up the middle to DAL 42 for 5 yards (J.Ratliff, A.Spencer).
- 4-2-DAL 42 (11:33) S.Weatherford punts 36 yards to DAL 6, Center-Z.DeOssie, downed by NYG-D.Martin.

Dallas Cowboys at 11:22

- 1-10-DAL 6 (11:22) (Shotgun) F.Jones left end to DAL 10 for 4 yards (A.Rolle).
- 2-6-DAL 10 (10:51) (Shotgun) T.Romo pass short middle to L.Robinson to DAL 22 for 12 yards (A.Ross, D.Grant). P7
- 1-10-DAL 22 (10:18) (Shotgun) T.Romo pass short middle to J.Witten to DAL 41 for 19 yards (M.Boley). P8
- 1-10-DAL 41 (9:49) (No Huddle, Shotgun) T.Romo pass short right to L.Robinson to 50 for 9 yards (K.Phillips).
- 2-1-50 (9:15) (Shotgun) F.Jones right tackle to NYG 45 for 5 yards (K.Phillips, C.Canty). R9
- 1-10-NYG 45 (8:44) (No Huddle, Shotgun) T.Romo pass short left to S.Morris to NYG 42 for 3 yards (C.Blackburn).
- 2-7-NYG 42 (7:56) (No Huddle, Shotgun) T.Romo pass short left to J.Witten pushed ob at NYG 37 for 5 yards (M.Boley).
- 3-2-NYG 37 (7:30) (No Huddle, Shotgun) S.Morris up the middle to NYG 34 for 3 yards (J.Williams, K.Phillips). R10
- 1-10-NYG 34 (7:03) (No Huddle, Shotgun) T.Romo pass deep right to L.Robinson for 34 yards, TOUCHDOWN. P11
- D.Bailey extra point is GOOD, Center-L.Ladouceur, Holder-C.Jones.

DAL 7 NYG 21, 9 plays, 94 yards, 4:28 drive, 8:06 elapsed

D.Bailey kicks 65 yards from DAL 35 to NYG 0. D.Thomas to NYG 31 for 31 yards (M.Silva).

New York Giants at 6:54, (1st play from scrimmage 6:46)

- 1-10-NYG 31 (6:46) E.Manning pass incomplete short middle to B.Jacobs (B.James).
- 2-10-NYG 31 (6:40) (Shotgun) D.Ware left guard to NYG 35 for 4 yards (S.Lee, A.Elam).
- 3-6-NYG 35 (6:01) (Shotgun) E.Manning sacked at NYG 30 for -5 yards (sack split by D.Ware and J.Hatcher).
- 4-11-NYG 30 (5:45) S.Weatherford punts 49 yards to DAL 21, Center-Z.DeOssie. D.Harris to DAL 25 for 4 yards (J.Williams).

Dallas Cowboys at 5:31

- 1-10-DAL 25 (5:31) (Shotgun) F.Jones left end pushed ob at DAL 25 for no gain (K.Phillips).
- 2-10-DAL 25 (5:00) (No Huddle, Shotgun) T.Romo pass incomplete short left to M.Austin (C.Webster).
- 3-10-DAL 25 (4:53) (Shotgun) T.Romo pass short right to M.Austin to DAL 38 for 13 yards (A.Rolle, A.Ross). P12
- 1-10-DAL 38 (4:22) (No Huddle, Shotgun) T.Romo pass incomplete short middle to M.Austin.
- 2-10-DAL 38 (4:16) (Shotgun) T.Romo pass short middle intended for J.Witten INTERCEPTED by A.Rolle at DAL 43. A.Rolle to DAL 44 for -1 yards (T.Smith).

New York Giants at 4:07

- 1-10-DAL 44 (4:07) A.Bradshaw right guard to DAL 41 for 3 yards (A.Elam, K.Coleman).
- 2-7-DAL 41 (3:26) E.Manning pass short left to H.Hynoski to DAL 40 for 1 yard (S.Lee).
- 3-6-DAL 40 (2:46) (Shotgun) E.Manning pass short left to D.Ware to DAL 34 for 6 yards (A.Ball, S.Lee). FUMBLES (A.Ball), RECOVERED by DAL-S.Lee at DAL 34. S.Lee to DAL 34 for no gain (D.Ware). PENALTY on DAL-D.Ware, Defensive Offside, 5 yards, enforced at DAL 40 - No Play.
- 3-1-DAL 35 (2:33) (Shotgun) E.Manning pass incomplete short middle to V.Cruz.
Timeout #1 by NYG at 02:29.
- 4-1-DAL 35 (2:29) B.Jacobs left guard to DAL 36 for -1 yards (S.Lee, S.Lissemore).

Dallas Cowboys at 2:23

- 1-10-DAL 36 (2:23) T.Romo pass short right to F.Jones to DAL 48 for 12 yards (C.Canty). P13
- 1-10-DAL 48 (1:54) (No Huddle, Shotgun) T.Romo pass short left to D.Bryant to NYG 41 for 11 yards (M.Boley, A.Rolle). P14
- 1-10-NYG 41 (1:26) (No Huddle, Shotgun) S.Morris right tackle to NYG 39 for 2 yards (M.Boley, C.Blackburn).
- 2-8-NYG 39 (:52) (No Huddle, Shotgun) T.Romo pass short left to J.Witten to NYG 19 for 20 yards (K.Phillips, A.Ross). P15
- 1-10-NYG 19 (:13) (Shotgun) T.Romo sacked at NYG 24 for -5 yards (O.Umenyiora).

END OF QUARTER

	Score	Time Poss	First Downs				Efficiencies	
			R	P	X	T	3 Down	4 Down
Dallas Cowboys	7	8:15	2	7	0	9	2/2	0/0
New York Giants	21	6:45	0	1	0	1	0/3	0/1

Dallas Cowboys continued.

- 2-15-NYG 24 (15:00) (Shotgun) PENALTY on NYG-O.Umenyiora, Neutral Zone Infraction, 5 yards, enforced at NYG 24 - No Play.
- 2-10-NYG 19 (15:00) (Shotgun) T.Romo pass short middle to F.Jones to NYG 16 for 3 yards (J.Williams, J.Pierre-Paul).
- 3-7-NYG 16 (14:29) (No Huddle, Shotgun) T.Romo pass short middle to J.Witten to NYG 10 for 6 yards (M.Boley, C.Webster).
- 4-1-NYG 10 (14:00) (No Huddle) T.Romo left guard to NYG 10 for no gain (J.Pierre-Paul, M.Boley).

New York Giants at 13:56

- 1-10-NYG 10 (13:56) (Shotgun) A.Bradshaw up the middle to NYG 10 for no gain (J.Ratliff).
- 2-10-NYG 10 (13:16) E.Manning pass short right to A.Bradshaw to NYG 14 for 4 yards (T.Newman).
- 3-6-NYG 14 (12:35) (Shotgun) E.Manning pass short left to H.Nicks to NYG 19 for 5 yards (M.Jenkins).
- 4-1-NYG 19 (11:56) S.Weatherford punts 35 yards to DAL 46, Center-Z.DeOssie. D.Bryant to NYG 41 for 13 yards (S.Paysinger, G.Jones).
PENALTY on NYG-D.Thomas, Unnecessary Roughness, 15 yards, enforced at NYG 41.

Dallas Cowboys at 11:40

- 1-10-NYG 26 (11:40) (Shotgun) T.Romo pass short left to D.Bryant to NYG 9 for 17 yards (R.Bernard, K.Phillips). NYG-K.Phillips was injured during the play. P16
- 1-9-NYG 9 (10:54) (Shotgun) F.Jones left guard to NYG 6 for 3 yards (M.Boley, D.Grant).
- 2-6-NYG 6 (10:20) (Shotgun) T.Romo pass short middle to L.Robinson for 6 yards, TOUCHDOWN. P17
D.Bailey extra point is GOOD, Center-L.Ladouceur, Holder-C.Jones.

DAL 14 NYG 21, 3 plays, 26 yards, 1:25 drive, 4:45 elapsed

D.Bailey kicks 60 yards from DAL 35 to NYG 5. J.Jernigan to NYG 25 for 20 yards (C.Washington, B.Carter).

New York Giants at 10:15, (1st play from scrimmage 10:08)

- 1-10-NYG 25 (10:08) E.Manning pass incomplete short right to V.Cruz (J.Ratliff).
- 2-10-NYG 25 (10:02) B.Jacobs right tackle to NYG 28 for 3 yards (T.Newman, S.Lee).
- 3-7-NYG 28 (9:22) (Shotgun) E.Manning pass deep middle to V.Cruz to DAL 28 for 44 yards (O.Scandrick). P17
- 1-10-DAL 28 (8:35) (Shotgun) A.Bradshaw up the middle to DAL 28 for no gain (J.Hatcher).
- 2-10-DAL 28 (7:52) (Shotgun) E.Manning pass short middle to V.Cruz to DAL 8 for 20 yards (A.Elam). P18
- 1-8-DAL 8 (7:04) (Shotgun) E.Manning pass incomplete short right to V.Cruz [D.Ware].
- 2-8-DAL 8 (6:57) (Shotgun) E.Manning sacked at DAL 18 for -10 yards (D.Ware).
- 3-18-DAL 18 (6:30) (Shotgun) E.Manning scrambles up the middle to DAL 10 for 8 yards (O.Scandrick).
- 4-10-DAL 10 (5:51) L.Tynes 28 yard field goal is GOOD, Center-Z.DeOssie, Holder-S.Weatherford.

DAL 14 NYG 24, 9 plays, 65 yards, 4:30 drive, 9:15 elapsed

L.Tynes kicks 69 yards from NYG 35 to DAL -4. D.Bryant to DAL 22 for 26 yards (C.Blackburn).

Dallas Cowboys at 5:45, (1st play from scrimmage 5:39)

- 1-10-DAL 22 (5:39) T.Romo sacked at DAL 19 for -3 yards (C.Canty).
- 2-13-DAL 19 (5:13) (No Huddle, Shotgun) T.Romo pass incomplete short left to M.Austin.
- 3-13-DAL 19 (5:08) (Shotgun) T.Romo pass incomplete short left to F.Jones.
- 4-13-DAL 19 (5:03) C.Jones punts 26 yards to DAL 45, Center-L.Ladouceur, out of bounds.

New York Giants at 4:55

- 1-10-DAL 45 (4:55) A.Bradshaw up the middle to DAL 45 for no gain (S.Lee, K.Coleman).
- 2-10-DAL 45 (4:11) A.Bradshaw left tackle to DAL 40 for 5 yards (B.James, G.Sensabaugh).
Timeout #1 by DAL at 04:04.
- 3-5-DAL 40 (4:04) (Shotgun) E.Manning pass short middle to H.Nicks to DAL 4 for 36 yards (G.Sensabaugh, M.Jenkins). DAL-T.Newman was injured during the play. P19
Timeout #2 by DAL at 03:46.
- 1-4-DAL 4 (3:46) E.Manning pass short left to H.Nicks for 4 yards, TOUCHDOWN. P20
L.Tynes extra point is GOOD, Center-Z.DeOssie, Holder-S.Weatherford.

DAL 14 NYG 31, 4 plays, 45 yards, 1:14 drive, 11:19 elapsed

L.Tynes kicks 69 yards from NYG 35 to DAL -4. D.Harris to DAL 18 for 22 yards (D.Grant, J.Williams).

Dallas Cowboys at 3:41, (1st play from scrimmage 3:34)

- 1-10-DAL 18 (3:34) (Shotgun) T.Romo pass short left to D.Bryant to DAL 24 for 6 yards (C.Webster).
- 2-4-DAL 24 (3:10) (No Huddle, Shotgun) T.Romo pass short middle to F.Jones to DAL 26 for 2 yards (A.Rolle).
- 3-2-DAL 26 (2:43) (No Huddle, Shotgun) T.Romo pass short left to F.Jones to DAL 31 for 5 yards (C.Blackburn, M.Boley). P18
- 1-10-DAL 31 (2:19) (No Huddle, Shotgun) T.Romo pass short left to F.Jones to DAL 42 for 11 yards (J.Pierre-Paul, K.Phillips). P19

Two-Minute Warning

- 1-10-DAL 42 (2:00) (Shotgun) T.Romo pass incomplete deep middle to D.Bryant.
- 2-10-DAL 42 (1:55) (Shotgun) T.Romo pass short left to J.Witten ran ob at DAL 46 for 4 yards.
- 3-6-DAL 46 (1:50) (Shotgun) T.Romo sacked at DAL 40 for -6 yards (J.Tuck). FUMBLES (J.Tuck) [J.Tuck], RECOVERED by NYG-M.Kiwanuka at DAL 43. M.Kiwanuka to DAL 43 for no gain (D.Free). Officially, a sack for 3 yards.

New York Giants at 1:41

- 1-10-DAL 43 (1:41) E.Manning kneels to DAL 44 for -1 yards.
- 2-11-DAL 44 (1:01) E.Manning kneels to DAL 44 for no gain.
- 3-11-DAL 44 (:28) E.Manning kneels to DAL 45 for -1 yards.

END OF QUARTER

	Score	Time Poss	First Downs				Efficiencies	
			R	P	X	T	3 Down	4 Down
Dallas Cowboys	14	5:19	0	4	0	4	1/4	0/1
New York Giants	31	9:41	0	4	0	4	2/5	0/0

Miscellaneous Statistics Report

Dallas Cowboys vs New York Giants
1/1/2012 at MetLife Stadium

Ten Longest Plays for Dallas Cowboys

Yards	Qtr	Play Start	Play Description
34	3	1-10-NYG 34	(7:03) (No Huddle, Shotgun) T.Romo pass deep right to L.Robinson for 34 yards, TOUCHDOWN.
20	3	2-8-NYG 39	(:52) (No Huddle, Shotgun) T.Romo pass short left to J.Witten to NYG 19 for 20 yards (K.Phillips, A.Ross).
19	3	1-10-DAL 22	(10:18) (Shotgun) T.Romo pass short middle to J.Witten to DAL 41 for 19 yards (M.Boley).
17	4	1-10-NYG 26	(11:40) (Shotgun) T.Romo pass short left to D.Bryant to NYG 9 for 17 yards (R.Bernard, K.Phillips). NYG-K.Phillips was injured during the play.
14	2	1-10-DAL 43	(6:56) T.Romo pass short right to T.Fiammetta to NYG 43 for 14 yards (J.Tuck, A.Rolle). NYG-J.Tuck was injured during the play.
14	2	3-12-DAL 40	(:14) (Shotgun) T.Romo pass short left to D.Bryant to NYG 46 for 14 yards.
13	2	1-10-DAL 30	(7:29) (Shotgun) T.Romo pass short middle to D.Bryant to DAL 43 for 13 yards (M.Boley).
13	3	3-10-DAL 25	(4:53) (Shotgun) T.Romo pass short right to M.Austin to DAL 38 for 13 yards (A.Rolle, A.Ross).
12	2	1-10-NYG 46	(:09) (Shotgun) T.Romo pass short middle to J.Witten to NYG 34 for 12 yards (A.Rolle).
12	3	2-6-DAL 10	(10:51) (Shotgun) T.Romo pass short middle to L.Robinson to DAL 22 for 12 yards (A.Ross, D.Grant).

Ten Longest Plays for New York Giants

Yards	Qtr	Play Start	Play Description
74	1	3-1-NYG 26	(5:11) (Shotgun) E.Manning pass short left to V.Cruz for 74 yards, TOUCHDOWN.
44	4	3-7-NYG 28	(9:22) (Shotgun) E.Manning pass deep middle to V.Cruz to DAL 28 for 44 yards (O.Scandrick).
36	4	3-5-DAL 40	(4:04) (Shotgun) E.Manning pass short middle to H.Nicks to DAL 4 for 36 yards (G.Sensabaugh, M.Jenkins). DAL-T.Newman was injured during the play.
29	2	2-7-NYG 37	(3:11) A.Bradshaw left tackle to DAL 34 for 29 yards (A.Ball, G.Sensabaugh). DAL-A.Ball was injured during the play.
27	3	2-4-NYG 23	(14:25) E.Manning pass deep left to V.Cruz to 50 for 27 yards (G.Sensabaugh, O.Scandrick) [A.Spencer].
20	4	2-10-DAL 28	(7:52) (Shotgun) E.Manning pass short middle to V.Cruz to DAL 8 for 20 yards (A.Elam).
18	1	1-10-NYG 32	(2:54) E.Manning pass short right to H.Nicks to 50 for 18 yards (T.Newman).
15	2	2-4-DAL 42	(10:55) (Shotgun) D.Ware right end to DAL 27 for 15 yards (A.Elam, T.Newman).
14	1	3-8-DAL 48	(1:22) (Shotgun) E.Manning pass short right to D.Thomas ran ob at DAL 34 for 14 yards [A.Spencer].
14	2	1-10-NYG 20	(4:33) E.Manning pass short right to H.Hynoski pushed ob at NYG 34 for 14 yards (S.Lee).

Touchdown Scoring Information

	Offense	Defense	Special Teams
VISITOR: Dallas Cowboys	2	0	0
HOME: New York Giants	4	0	0

Player Scoring Information

Club	Player	TD	Rush TD	Rec TD	KO TD	Punt TD	Int TD	Fum TD	Misc TD	FG	XP	2Pt Rush	2Pt Rec	Sfty	Points
DAL	L.Robinson	0	0	2	0	0	0	0	0	0	0	0	0	0	12
DAL	D.Bailey	0	0	0	0	0	0	0	0	0	2	0	0	0	2
NYG	A.Bradshaw	0	1	1	0	0	0	0	0	0	0	0	0	0	12
NYG	L.Tynes	0	0	0	0	0	0	0	0	1	4	0	0	0	7
NYG	V.Cruz	0	0	1	0	0	0	0	0	0	0	0	0	0	6
NYG	H.Nicks	0	0	1	0	0	0	0	0	0	0	0	0	0	6

Possession Detail

	First Half		Second Half		Game	
	Visitor	Home	Visitor	Home	Visitor	Home
Largest Lead	0	21	0	17	0	21
Drives Leading	0	3	0	7	0	10
Time of Possession Leading	0:00	11:51	0:00	16:26	0:00	28:17
Largest Deficit	-21	0	-17	0	-21	0
Drives Trailing	4	0	6	0	10	0
Time of Possession Trailing	8:06	0:00	13:34	0:00	21:40	0:00
Times Score Tied Up		0		0		0
Lead Changes		1		0		1

Dallas Cowboys vs New York Giants
Sunday, January 01, 2012 at MetLife Stadium

GIANTS		GIANTS OFFENSE				GIANTS DEFENSE				COWBOYS			
No	Name	Pos	WR	80 V.Cruz	82 M.Manningham	12 J.Jernigan	LE	91 J.Tuck	71 D.Tollefson	69 J.Trattou	No	Name	Pos
5	Weatherford, Steve	P	LT	66 D.Diehl	79 J.Brewer		LDT	97 L.Joseph	95 R.Bernard		5	Bailey, Dan	K
8	Carr, David	QB	LG	77 K.Boothe	62 M.Petrus		RDT	99 C.Canty	73 J.Kennedy		6	Jones, Chris	P
9	Tynes, Lawrence	PK	C	64 D.Baas	77 K.Boothe	63 J.Cordle	RE	72 O.Umenyiora	90 J.Pierre-Paul		7	McGee, Stephen	QB
10	Manning, Eli	QB	RG	76 C.Snee	62 M.Petrus		SLB	94 M.Kiwanuka	58 M.Herzlich		9	Romo, Tony	QB
12	Jernigan, Jerrel	WR	RT	67 K.McKenzie	70 T.Ugoh		MLB	93 C.Blackburn	58 M.Herzlich	53 G.Jones	14	Greisen, Chris	QB
13	Barden, Ramses	WR	TE	85 J.Ballard	47 T.Beckum	86 B.Pascoe	WLB	59 M.Boley	57 J.Williams	55 S.Paysinger	15	Holmes, Andre	WR
15	Thomas, Devin	WR	WR	88 H.Nicks	13 R.Barden	15 D.Thomas	LCB	23 C.Webster	20 P.Amukamara		16	Holley, Jesse	WR
20	Amukamara, Prince	CB	QB	10 E.Manning	8 D.Carr		RCB	31 A.Ross	36 W.Blackmon		17	Harris, Dwayne	WR
21	Phillips, Kenny	S	FB	86 B.Pascoe	45 H.Hynoski		SS	21 K.Phillips	39 T.Sash	22 D.Martin	19	Austin, Miles	WR
22	Martin, Derrick	DB	RB	44 A.Bradshaw	27 B.Jacobs	28 D.Ware	FS	26 A.Rolle	34 D.Grant		20	Ball, Alan	CB
23	Webster, Corey	CB	S			33 D.Scott					21	Jenkins, Mike	CB
26	Rolle, Antrel	S	LS	99 K.Coleman	95 S.Lissemore		WR	88 D.Bryant	85 K.Ogletree	17 D.Harris	23	Morris, Sammy	RB
27	Jacobs, Brandon	RB	LB	90 J.Ratliff	92 J.Price-Brent		LT	68 D.Free	68 D.Free		24	Fiammetta, Tony	FB
28	Ware, Danny	RB	NT	97 J.Hatcher	98 M.Spears	96 C.Geathers	LG	75 D.Dockery		15 A.Holmes	25	Walker, Frank	CB
31	Ross, Aaron	CB	RE	93 A.Spencer	57 V.Butler		C	67 P.Costa	60 K.Kowalski		26	Elam, Abram	S
33	Scott, Da'Rel	RB	SLB	56 B.James	54 B.Carter		RG	63 K.Kosier	62 D.Arkin		28	Jones, Felix	RB
34	Grant, Deon	S	MLB	50 S.Lee	51 K.Brooking		RT	77 T.Smith	78 J.Parnell		30	Washington, Chauncey	RB
36	Blackmon, Will	S	WLB	94 D.Ware	55 A.Albright		TE	82 J.Witten	80 M.Bennett	89 J.Phillips	32	Scandrick, Orlando	CB
39	Sash, Tyler	S	JLB	41 T.Newman	32 O.Scandrick	25 F.Walker	WR	19 M.Austin	81 L.Robinson	16 J.Holley	36	Silva, Mana	S
44	Bradshaw, Ahmad	RB	RCB	21 M.Jenkins	20 A.Ball		WR	9 T.Romo	7 S.McGee		40	McCray, Danny	S
45	Hynoski, Henry	FB	SS	26 A.Elam	40 D.McCray		QB	24 T.Fiammetta	45 S.Chapas	89 J.Phillips	41	Newman, Terence	CB
47	Beckum, Travis	TE	FS	43 G.Sensabaugh	36 M.Silva		FB	28 F.Jones	23 S.Morris	30 C.Washington	43	Sensabaugh, Gerald	S
51	DeOssie, Zak	LS					RB				45	Chapas, Shaun	FB
53	Jones, Greg	LB									50	Lee, Sean	LB
55	Paysinger, Spencer	LB									51	Brooking, Keith	LB
57	Williams, Jacquian	LB									54	Carter, Bruce	LB
58	Herzlich, Mark	LB									55	Albright, Alex	LB
59	Boley, Michael	LB									56	James, Bradie	LB
62	Petrus, Mitch	G									57	Butler, Victor	LB
63	Cordle, Jim	C									60	Kowalski, Kevin	C/G
64	Baas, David	C									62	Arkin, David	G
66	Diehl, David	T									63	Kosier, Kyle	G
67	McKenzie, Kareem	T									67	Costa, Phil	C
69	Trattou, Justin	DE									68	Free, Doug	T
70	Ugoh, Tony	T									75	Dockery, Derrick	G
71	Tollefson, Dave	DE									77	Smith, Tyron	T
72	Umenyiora, Osi	DE									78	Parnell, Jerme	T
73	Kennedy, Jimmy	DT									80	Bennett, Martellus	TE
76	Snee, Chris	G									81	Robinson, Laurent	WR
77	Boothe, Kevin	G									82	Witten, Jason	TE
79	Brewer, James	T									85	Ogletree, Kevin	WR
80	Cruz, Victor	WR									88	Bryant, Dez	WR
82	Manningham, Mario	WR									89	Phillips, John	TE
85	Ballard, Jake	TE									90	Ratliff, Jay	NT
86	Pascoe, Bear	TE									91	Ladouceur, L.P.	LS
88	Nicks, Hakeem	WR									92	Price-Brent, Josh	NT
90	Pierre-Paul, Jason	DE	P	5 S.Weatherford			P	6 C.Jones			93	Spencer, Anthony	LB
91	Tuck, Justin	DE	PK	9 L.Tynes			K	5 D.Bailey			94	Ware, DeMarcus	LB
93	Blackburn, Chase	LB	H	5 S.Weatherford			KO	5 D.Bailey			95	Lissemore, Sean	DE
94	Kiwanuka, Mathias	DE					H	9 T.Romo			96	Geathers, Clifton	DE
95	Bernard, Rocky	DT	LS	51 Z.DeOssie	47 T.Beckum						97	Hatcher, Jason	DE
97	Joseph, Linval	DT	KR	33 D.Scott	36 W.Blackmon	15 D.Thomas	LS	91 L.Ladouceur			98	Spears, Marcus	DE
99	Canty, Chris	DT				12 J.Jernigan	PR	88 D.Bryant	17 D.Harris	85 K.Ogletree	99	Coleman, Kenyon	DE
							KR	17 D.Harris	28 F.Jones	85 K.Ogletree			
			PR	31 A.Ross	36 W.Blackmon	80 V.Cruz							

TODAY'S OFFICIALS: Referee-Anderson, Walt (66); Umpire-Hannah, Butch (40); Head Linesman-Stelljes, Steve (22); Line Judge-Boston, Byron (18); Field Judge-Meslow, David (118); Side Judge-Coleman, James (95); Back Judge-Smith, Billy (2); Replay Assistant-Hamer, Dale

Dallas Cowboys vs New York Giants

Sunday, January 01, 2012 at MetLife Stadium

New York Giants

Dallas Cowboys

No	Name	Pos	No	Name	Pos	Ht	Wt	Age	Ex	School	No	Name	Pos	Ht	Wt	Age	Ex	School	No	Name	Pos
20	Amukumara, Prince	CB	5	Steve Weatherford	P	6'02	211	30	6	Illinois	5	Dan Bailey	K	6'00	195	24	R	Oklahoma State	55	Albright, Alex	LB
64	Baas, David	C	8	David Carr	QB	6'03	212	33	10	Fresno State	6	Chris Jones	P	6'01	200	23	R	Carson-Newman	62	Arkin, David	G
85	Ballard, Jake	TE	9	Lawrence Tynes	PK	6'01	194	34	7	Troy	7	Stephen McGee	QB	6'03	224	27	2	Texas A&M	19	Austin, Miles	WR
13	Barden, Ramses	WR	10	Eli Manning	QB	6'04	218	31	8	Mississippi	9	Tony Romo	QB	6'02	227	32	8	Eastern Illinois	5	Bailey, Dan	K
47	Beckum, Travis	TE	12	Jerrel Jernigan	WR	5'08	189	23	R	Troy	14	Chris Greisen	QB	6'03	223	36	3	Northwest Missouri State	20	Ball, Alan	CB
95	Bernard, Rocky	DT	13	Ramses Barden	WR	6'06	227	26	3	Cal Poly	15	Andre Holmes	WR	6'05	206	24	R	Hillsdale	80	Bennett, Martellus	TE
93	Blackburn, Chase	LB	15	Devin Thomas	WR	6'02	221	26	4	Michigan State	16	Jesse Holley	WR	6'02	216	28	2	North Carolina	51	Brooking, Keith	LB
36	Blackmon, Will	S	20	Prince Amukumara	CB	6'00	207	23	R	Nebraska	17	Dwayne Harris	WR	5'10	207	25	R	East Carolina	88	Bryant, Dez	WR
59	Boley, Michael	LB	21	Kenny Phillips	S	6'02	217	26	3	Miami	19	Miles Austin	WR	6'02	213	28	6	Monmouth, N.J.	57	Butler, Victor	LB
77	Boothe, Kevin	G	22	Derrick Martin	DB	5'10	198	27	6	Wyoming	20	Alan Ball	CB	6'01	195	27	4	Illinois	54	Carter, Bruce	LB
44	Bradshaw, Ahmad	RB	23	Corey Webster	CB	6'00	200	30	7	Louisiana State	21	Mike Jenkins	CB	5'10	200	27	4	South Florida	45	Chapas, Shaun	FB
79	Brewer, James	T	26	Antrel Rolle	S	6'00	206	30	7	Miami	23	Sammy Morris	RB	6'00	220	35	12	Texas Tech	99	Coleman, Kenyon	DE
99	Canty, Chris	DT	27	Brandon Jacobs	RB	6'04	264	30	7	Southern Illinois	24	Tony Fiammetta	FB	6'00	242	26	3	Syracuse	67	Costa, Phil	C
8	Carr, David	QB	28	Danny Ware	RB	6'00	225	27	4	Georgia	25	Frank Walker	CB	5'11	196	31	9	Tuskegee	75	Dockery, Derrick	G
63	Cordle, Jim	C	31	Aaron Ross	CB	6'00	190	30	5	Texas	26	Abram Elam	S	6'00	207	31	6	Kent State	26	Elam, Abram	S
80	Cruz, Victor	WR	33	Da'Rel Scott	RB	5'11	210	24	R	Maryland	28	Felix Jones	RB	5'10	219	25	4	Arkansas	24	Fiammetta, Tony	FB
51	DeOssie, Zak	LS	34	Deon Grant	S	6'02	215	33	11	Tennessee	30	Chauncey Washington	RB	5'11	215	27	2	Southern California	68	Free, Doug	T
66	Diehl, David	T	36	Will Blackmon	S	6'00	210	28	6	Boston College	32	Orlando Scandrick	CB	5'10	193	25	4	Boise State	96	Geathers, Clifton	DE
34	Grant, Deon	S	39	Tyler Sash	R	6'01	215	24	R	Iowa	36	Mana Silva	S	6'00	206	24	R	Hawaii	14	Greisen, Chris	QB
58	Herzlich, Mark	LB	44	Ahmad Bradshaw	RB	5'10	214	26	5	Marshall	40	Danny McCray	S	6'01	222	24	2	Louisiana State	17	Harris, Dwayne	WR
45	Hynoski, Henry	FB	45	Henry Hynoski	FB	6'01	266	24	R	Pittsburgh	41	Terence Newman	CB	5'10	191	34	9	Kansas State	97	Hatcher, Jason	DE
27	Jacobs, Brandon	RB	47	Travis Beckum	TE	6'03	234	25	3	Wisconsin	43	Gerald Sensabaugh	S	6'01	210	29	6	North Carolina	16	Holley, Jesse	WR
12	Jernigan, Jerrel	WR	51	Zak DeOssie	LS	6'04	249	28	5	Brown	45	Shaun Chapas	FB	6'02	247	24	R	Georgia	15	Holmes, Andre	WR
53	Jones, Greg	LB	53	Greg Jones	LB	6'00	248	24	R	Michigan State	50	Sean Lee	LB	6'02	245	26	2	Penn State	56	James, Bradie	LB
97	Joseph, Linval	DT	55	Spencer Paysinger	LB	6'02	236	24	R	Oregon	51	Keith Brooking	LB	6'02	242	37	14	Georgia Tech	21	Jenkins, Mike	CB
73	Kennedy, Jimmy	DT	57	Jacquan Williams	LB	6'03	224	24	R	South Florida	54	Bruce Carter	LB	6'03	233	24	R	North Carolina	6	Jones, Felix	P
94	Kiwanuka, Mathias	DE	58	Mark Herzlich	LB	6'04	246	25	R	Boston College	55	Alex Albright	LB	6'05	257	24	R	Boston College	28	Jones, Chris	RB
10	Manning, Eli	QB	59	Michael Boley	LB	6'03	230	30	7	Southern Mississippi	56	Bradie James	LB	6'02	240	31	9	Louisiana State	63	Kosier, Kyle	G
82	Manningham, Mario	WR	62	Mitch Petrus	G	6'03	315	25	2	Arkansas	57	Victor Butler	LB	6'02	246	25	3	Oregon State	60	Kowalski, Kevin	C/G
22	Martin, Derrick	DB	63	Jim Cordle	C	6'03	320	25	1	Ohio State	60	Kevin Kowalski	C/G	6'04	301	23	R	Toledo	91	Ladouceur, L.P.	LS
67	McKenzie, Kareem	T	64	David Baas	C	6'04	312	31	7	Michigan	62	David Arkin	G	6'05	307	25	R	Missouri State	50	Lee, Sean	LB
88	Nicks, Hakeem	WR	66	David Diehl	T	6'05	304	32	9	Illinois	63	Kyle Kosier	G	6'05	309	34	10	Arizona State	95	Lissemore, Sean	DE
86	Pascoe, Bear	TE	67	Kareem McKenzie	T	6'06	330	33	11	Penn State	67	Phil Costa	C	6'03	311	25	2	Maryland	40	McCray, Danny	S
55	Paysinger, Spencer	LB	69	Justin Trattou	DE	6'04	255	24	R	Florida	68	Doug Free	T	6'06	320	28	4	Northern Illinois	7	McGee, Stephen	QB
62	Petrus, Mitch	G	70	Tony Ugoh	T	6'05	301	29	4	Arkansas	75	Derrick Dockery	G	6'06	325	32	9	Texas	23	Morris, Sammy	RB
21	Phillips, Kenny	S	71	Dave Tollefson	DE	6'04	266	31	5	Northwest Missouri State	77	Tyron Smith	T	6'05	307	22	R	Southern California	41	Newman, Terence	CB
90	Pierre-Paul, Jason	DE	72	Osi Umenyiora	DE	6'03	255	31	8	Troy	78	Jermey Parnell	T	6'06	306	26	1	Mississippi	85	Ogletree, Kevin	WR
26	Rolle, Antrel	S	73	Jimmy Kennedy	DT	6'04	320	33	9	Penn State	80	Martellus Bennett	TE	6'06	275	25	4	Texas A&M	78	Parnell, Jermey	T
31	Ross, Aaron	CB	76	Chris Snee	G	6'03	305	30	8	Boston College	81	Laurent Robinson	WR	6'02	197	27	5	Illinois State	89	Phillips, John	TE
39	Sash, Tyler	S	77	Kevin Boothe	G	6'05	320	29	5	Cornell	82	Jason Witten	TE	6'05	259	30	9	Tennessee	92	Price-Brent, Josh	NT
33	Scott, Da'Rel	RB	79	James Brewer	T	6'06	330	25	R	Indiana	85	Kevin Ogletree	WR	6'01	187	25	3	Virginia	90	Ratliff, Jay	NT
76	Snee, Chris	G	80	Victor Cruz	WR	6'02	204	26	2	Massachusetts	88	Dez Bryant	WR	6'02	225	24	2	Oklahoma State	81	Robinson, Laurent	WR
15	Thomas, Devin	WR	82	Mario Manningham	WR	6'00	185	26	4	Michigan	89	John Phillips	TE	6'05	262	25	2	Virginia	9	Romo, Tony	QB
71	Tollefson, Dave	DE	85	Jake Ballard	TE	6'06	275	25	1	Ohio State	90	Jay Ratliff	NT	6'04	285	31	7	Auburn	32	Scandrick, Orlando	CB
69	Trattou, Justin	DE	86	Bear Pascoe	TE	6'05	283	26	3	Fresno State	91	L.P. Ladouceur	LS	6'05	255	31	7	California	43	Sensabaugh, Gerald	S
91	Tuck, Justin	DE	88	Hakeem Nicks	WR	6'01	208	24	3	North Carolina	92	Josh Price-Brent	NT	6'02	315	24	2	Illinois	36	Silva, Mana	S
9	Tynes, Lawrence	PK	90	Jason Pierre-Paul	DE	6'05	278	23	2	South Florida	93	Anthony Spencer	LB	6'03	254	28	5	Purdue	77	Smith, Tyrone	T
70	Ugoh, Tony	T	91	Justin Tuck	DE	6'05	268	29	7	Notre Dame	94	DeMarcus Ware	LB	6'04	257	30	7	Troy	98	Spears, Marcus	DE
72	Umenyiora, Osi	DE	93	Chase Blackburn	LB	6'03	247	29	7	Akron	95	Sean Lissemore	DE	6'04	305	25	1	William & Mary	93	Spencer, Anthony	LB
28	Ware, Danny	RB	94	Mathias Kiwanuka	DE	6'05	267	29	6	Boston College	96	Clifton Geathers	DE	6'07	316	25	1	South Carolina	25	Walker, Frank	CB
5	Weatherford, Steve	P	95	Rocky Bernard	DT	6'03	301	33	10	Texas A&M	97	Jason Hatcher	DE	6'06	305	30	6	Grambling	94	Ware, DeMarcus	LB
23	Webster, Corey	CB	97	Linval Joseph	DT	6'04	323	24	2	East Carolina	98	Marcus Spears	DE	6'04	311	29	7	Louisiana State	30	Washington, Chauncey	RB
57	Williams, Jacquan	LB	99	Chris Canty	DT	6'07	317	30	7	Virginia	99	Kenyon Coleman	DE	6'05	295	33	9	UCLA	82	Witten, Jason	TE

Head Coach: Tom Coughlin
 Assistant Coaches: Jack Bicknell (Assistant Offensive Line), Pat Flaherty (Offensive Line), Kevin M. Gilbride (Offensive Assistant), Peter Giunta (Secondary/Corners), Jim Herrmann (Linebackers), Al Holcomb (Defensive Assistant), Jerald Ingram (Running Backs), Larry Izzo (Assistant Special Teams), David Merritt (Secondary/Safeties), Robert Nunn (Defensive Line), Jerry Palmieri (Strength and Conditioning), Markus Paul (Assistant Strength and Conditioning), Mike Pope (Tight Ends), Tom Quinn (Special Teams Coordinator), Sean Ryan (Wide Receivers), Mike Sullivan (Quarterbacks)

Head Coach: Jason Garrett
 Assistant Coaches: Brian Baker (Defensive Line), Brett Bech (Asst. Strength/Conditioning), Ben Bloom (Quality Control-Defense/Linebackers), Chris Boniol (Assistant Special Teams/Kickers), Dave Campo (Secondary), Joe DeCamillis (Special Teams Coordinator), Matt Eberflus (Linebackers), John Garrett (Tight Ends/Passing Game Coordinator), Hudson Houck (Offensive Line/Running Game Coordinator), Brett Maxie (Secondary/Safeties), Keith O'Quinn (Quality Control-Offense/Wide Receivers), Skip Peete (Running Backs), Wes Phillips (Assistant Offensive Line), Jimmy Robinson (Assistant Head Coach/Wide Receivers), Rob Ryan (Defensive Coordinator), Walt Williams (Assistant Strength and Conditioning), Wade Wilson (Quarterbacks), Mike Woicik (Strength and Conditioning)



**Super Bowls
XLII, XXXV, XXV & XXI
Play by Plays**

Super Bowl XLII

National Football League Game Summary

NFL Copyright © 2007 by The National Football League. All rights reserved. This summary and play-by-play is for the express purpose of assisting media in their coverage of the game; any other use of this material is prohibited without the written permission of the National Football League.

Date: Sunday, 2/3/2008

New York Giants At New England Patriots
at University of Phoenix Stadium, Glendale, AZ

Start Time: 4:30 PM MST

Game Day Weather

Game Weather: Controlled Climate

Temp: 70° F (21.1° C), Wind: 0 mph

Played Retractable Roof (Closed) on Turf: Grass

Outdoor Weather: Cloudy, 61 Degrees F, 44% Humidity

Officials

Referee: Carey, Mike (94)	Umpire: Michalek, Tony (115)	Head Linesman: Slaughter, Gary (30)
Line Judge: Johnson, Carl (101)	Side Judge: Rose, Larry (128)	Field Judge: Cheek, Boris (41)
Back Judge: Helverson, Scott (93)	Replay Official: Baker, Ken	Video Operator: Grant, Jim

Lineups

New York Giants

New England Patriots

Offense		Defense		Offense		Defense	
WR 17	P.Burress	LE 92	M.Strahan	WR 83	W.Welker	LE 94	T.Warren
LT 66	D.Diehl	DT 96	B.Cofield	TE 88	K.Brady	NT 75	V.Wilfork
LG 69	R.Seubert	DT 98	F.Robbins	LT 72	M.Light	RE 93	R.Seymour
C 60	S.O'Hara	RE 72	O.Umenyiora	LG 70	L.Mankins	OLB 50	M.Vrabel
RG 76	C.Snee	SLB 53	R.Torbor	C 67	D.Koppen	MLB 54	T.Bruschi
RT 67	K.McKenzie	MLB 58	A.Pierce	RG 61	S.Neal	OLB 96	A.Thomas
TE 89	K.Boss	WLB 55	K.Mitchell	RT 77	N.Kaczur	LCB 22	A.Samuel
WR 81	A.Toomer	LCB 31	A.Ross	TE 84	B.Watson	RCB 27	E.Hobbs
QB 10	E.Manning	RCB 23	C.Webster	WR 81	R.Moss	SS 37	R.Harrison
TE 88	M.Matthews	SS 37	Ja.Butler	QB 12	T.Brady	FS 36	J.Sanders
RB 27	B.Jacobs	FS 28	G.Wilson	RB 39	L.Maroney	DB 31	B.Meriweather

Substitutions

K 9 L.Tynes, WR 12 S.Smith, P 18 J.Feagles, RB 22 R.Droughns, CB 25 R.McQuarters, CB 29 S.Madison, CB 35 K.Dockery, FB 39 M.Hedgecock, S 43 M.Johnson, RB 44 A.Bradshaw, LB 51 Z.DeOssie, LB 52 T.Daniels, LB 57 C.Blackburn, LB 59 G.Wilkinson, G 65 G.Ruegamer, DE 71 D.Tollefson, G 77 K.Boothe, T 79 G.Whimper, WR 85 D.Tyree, WR 87 D.Hixon, DE 91 J.Tuck, DT 93 J.Alford

Substitutions

K 3 S.Gostkowski, P 6 C.Hanson, WR 10 J.Gaffney, WR 15 K.Washington, WR 18 D.Stallworth, CB 21 R.Gay, DB 23 W.Andrews, DB 26 E.Wilson, RB 33 K.Faulk, FB 38 K.Eckel, DB 41 R.Ventrone, RB 44 H.Evans, LB 52 E.Alexander, LB 53 L.Izzo, LB 55 J.Seau, LB 58 P.Woods, LS 66 L.Paxton, T 68 R.O'Callaghan, G/C 71 R.Hochstein, DL 90 L.Smith, DL 95 R.Moore, DL 97 J.Green

Did Not Play

QB 2 A.Wright

Did Not Play

QB 16 M.Cassel

Not Active

QB 13 J.Lorenzen, RB 26 D.Ware, CB 33 G.Pope, T 61 A.Koets, DT 75 M.Wright, WR 83 S.Moss, TE 86 J.Collins, DT 99 R.Davis

Not Active

QB 7 M.Gutierrez (3rd QB), WR 17 C.Jackson, CB 28 A.Spann, T 65 W.Britt, G 74 B.Yates, WR 80 T.Brown, TE 82 S.Spach, DL 92 S.Thomas

Field Goals (made () & missed)

L.Tynes (32)

		1	2	3	4	OT	Total
VISITOR:	New York Giants	3	0	0	14	0	17
HOME:	New England Patriots	0	7	0	7	0	14

Scoring Plays

Team	Qtr	Time	Play Description (Extra Point) (Drive Info)	Visitor	Home
Giants	1	5:01	L.Tynes 32 yd. Field Goal (16-63, 9:59)	3	0
Patriots	2	14:57	L.Maroney 1 yd. run (S.Gostkowski kick) (12-56, 5:04)	3	7
Giants	4	11:05	D.Tyree 5 yd. pass from E.Manning (L.Tynes kick) (6-80, 3:47)	10	7
Patriots	4	2:42	R.Moss 6 yd. pass from T.Brady (S.Gostkowski kick) (12-80, 5:12)	10	14
Giants	4	0:35	P.Burress 13 yd. pass from E.Manning (L.Tynes kick) (12-83, 2:07)	17	14

Paid Attendance: 71,101

Time: 3:35

New York Giants vs New England Patriots
2/3/2008 at University of Phoenix Stadium

Final Individual Statistics

New York Giants

RUSHING	ATT	YDS	AVG	LG	TD
A.Bradshaw	9	45	5.0	13	0
B.Jacobs	14	42	3.0	7	0
E.Manning	3	4	1.3	5	0
Total	26	91	3.5	13	0

PASSING	ATT	CMP	YDS	SK/YD	TD	LG	IN	RT
E.Manning	34	19	255	3/8	2	45	1	87.3
Total	34	19	255	3/8	2	45	1	87.3

PASS RECEIVING	NO	YDS	AVG	LG	TD
A.Toomer	6	84	14.0	38	0
S.Smith	5	50	10.0	17	0
D.Tyree	3	43	14.3	32	1
P.Burress	2	27	13.5	14	1
K.Boss	1	45	45.0	45	0
M.Hedgecock	1	3	3.0	3	0
A.Bradshaw	1	3	3.0	3	0
Total	19	255	13.4	45	2

INTERCEPTIONS	NO	YDS	AVG	LG	TD
Total	0	0	0.0	0	0

PUNTING	NO	YDS	AVG	NET	TB	IN20	LG
J.Feagles	4	156	39.0	35.3	0	2	55
Total	4	156	39.0	35.3	0	2	55

PUNT RETURNS	NO	YDS	AVG	FC	LG	TD
R.McQuarters	3	25	8.3	0	16	0
[TOUCHBACK]	1	0	0.0	0	0	0
Returns	3	25	8.3	0	16	0

KICKOFF RETURNS	NO	YDS	AVG	FC	LG	TD
D.Hixon	2	39	19.5	0	25	0
[OUT OF BOUNDS]	1	0	0.0	0	0	0
Returns	2	39	19.5	0	25	0

New England Patriots

RUSHING	ATT	YDS	AVG	LG	TD
L.Maroney	14	36	2.6	9	1
K.Faulk	1	7	7.0	7	0
H.Evans	1	2	2.0	2	0
Total	16	45	2.8	9	1

PASSING	ATT	CMP	YDS	SK/YD	TD	LG	IN	RT
T.Brady	48	29	266	5/37	1	19	0	82.5
Total	48	29	266	5/37	1	19	0	82.5

PASS RECEIVING	NO	YDS	AVG	LG	TD
W.Welker	11	103	9.4	19	0
K.Faulk	7	52	7.4	14	0
R.Moss	5	62	12.4	18	1
D.Stallworth	3	34	11.3	18	0
L.Maroney	2	12	6.0	8	0
K.Brady	1	3	3.0	3	0
Total	29	266	9.2	19	1

INTERCEPTIONS	NO	YDS	AVG	LG	TD
E.Hobbs	1	23	23.0	23	0
Total	1	23	23.0	23	0

PUNTING	NO	YDS	AVG	NET	TB	IN20	LG
C.Hanson	4	175	43.8	32.5	1	0	49
Total	4	175	43.8	32.5	1	0	49

PUNT RETURNS	NO	YDS	AVG	FC	LG	TD
W.Welker	1	15	15.0	1	15	0
K.Faulk	0	0	0.0	1	0	0
[OUT OF BOUNDS]	1	0	0.0	0	0	0
Returns	1	15	15.0	2	15	0

KICKOFF RETURNS	NO	YDS	AVG	FC	LG	TD
L.Maroney	4	94	23.5	0	43	0
Returns	4	94	23.5	0	43	0

New York Giants

FUMBLES	FUM LOST	OWN-REC	YDS	TD	FORCED	OPP-REC	YDS	TD	OUT-BDS
E.Manning	2	0	0	-3	0	0	0	0	0
A.Bradshaw	0	0	1	0	0	0	0	0	0
S.Smith	0	0	1	0	0	0	0	0	0
J.Tuck	0	0	0	0	0	1	0	0	0
O.Umenyiora	0	0	0	0	0	0	1	0	0
Total	2	0	2	-3	0	1	1	0	0

New England Patriots

FUMBLES	FUM LOST	OWN-REC	YDS	TD	FORCED	OPP-REC	YDS	TD	OUT-BDS
T.Brady	1	1	0	0	0	0	0	0	0
A.Thomas	0	0	0	0	0	1	0	0	0
Total	1	1	0	0	0	1	0	0	0

New York Giants vs New England Patriots
2/3/2008 at University of Phoenix Stadium

Final Team Statistics

	Visitor Giants	Home Patriots
TOTAL FIRST DOWNS	17	22
By Rushing	4	3
By Passing	13	17
By Penalty	0	2
THIRD DOWN EFFICIENCY	8-16-50%	7-14-50%
FOURTH DOWN EFFICIENCY	1-1-100%	0-2-0%
TOTAL NET YARDS	338	274
Total Offensive Plays (inc. times thrown passing)	63	69
Average gain per offensive play	5.4	4.0
NET YARDS RUSHING	91	45
Total Rushing Plays	26	16
Average gain per rushing play	3.5	2.8
Tackles for a loss-number and yards	1-1	3-7
NET YARDS PASSING	247	229
Times thrown - yards lost attempting to pass	3-8	5-37
Gross yards passing	255	266
PASS ATTEMPTS-COMPLETIONS-HAD INTERCEPTED	34-19-1	48-29-0
Avg gain per pass play (inc.# thrown passing)	6.7	4.3
KICKOFFS Number-In End Zone-Touchbacks	4-0-0	3-1-0
PUNTS Number and Average	4-39.0	4-43.8
Had Blocked	0	0
FGs - PATs Had Blocked	0-0	0-0
Net Punting Average	35.3	32.5
TOTAL RETURN YARDAGE (Not Including Kickoffs)	25	38
No. and Yards Punt Returns	3-25	1-15
No. and Yards Kickoff Returns	2-39	4-94
No. and Yards Interception Returns	0-0	1-23
PENALTIES Number and Yards	4-36	5-35
FUMBLES Number and Lost	2-0	1-1
TOUCHDOWNS	2	2
Rushing	0	1
Passing	2	1
EXTRA POINTS Made-Attempts	2-2	2-2
Kicking Made-Attempts	2-2	2-2
FIELD GOALS Made-Attempts	1-1	0-0
RED ZONE EFFICIENCY	2-5-40%	2-2-100%
GOAL TO GO EFFICIENCY	0-0-0%	2-2-100%
SAFETIES	0	0
FINAL SCORE	17	14
TIME OF POSSESSION	30:27	29:33

New York Giants vs New England Patriots
 2/3/2008 at University of Phoenix Stadium

Ball Possession And Drive Chart

New York Giants

#	Time Recd	Time Lost	Time Poss	How Ball Obtained	Drive Began	# Play	Yds Gain	Yds Pen	Net Yds	1st Down	Last Scrm	How Given Up
1	15:00	5:01	9:59	Kickoff	NYG 23	16	63	0	63	4	* NE 14	Field Goal
2	14:57	11:53	3:04	Kickoff	NYG 40	6	51	-5	46	1	* NE 14	Interception
3	9:51	8:35	1:16	Punt	NYG 36	3	-6	0	-6	0	NYG 30	Punt
4	6:45	1:47	4:58	Punt	NYG 43	8	28	-10	18	2	NE 39	Punt
5	0:10	0:00	0:10	Fumble	NE 49	2	0	0	0	0	NE 49	End of Half
6	6:43	3:04	3:39	Downs	NYG 31	7	28	0	28	2	NE 41	Punt
7	14:52	11:05	3:47	Punt	NYG 20	6	80	0	80	3	* NE 5	Touchdown
8	9:20	7:54	1:26	Punt	NYG 29	3	9	0	9	0	NYG 38	Punt
9	2:42	0:35	2:07	Kickoff	NYG 17	12	83	0	83	5	* NE 13	Touchdown
10	0:01	0:00	0:01	Downs	NE 16	1	-1	0	-1	0	* NE 16	End of Game

(374) Average NYG 37

New England Patriots

#	Time Recd	Time Lost	Time Poss	How Ball Obtained	Drive Began	# Play	Yds Gain	Yds Pen	Net Yds	1st Down	Last Scrm	How Given Up
1	5:01	14:57	5:04	Kickoff	NE 44	12	40	16	56	5	* NYG 1	Touchdown
2	11:53	9:51	2:02	Interception	NE 33	3	7	0	7	0	NE 40	Punt
3	8:35	6:45	1:50	Punt	NE 30	3	-14	0	-14	0	NE 16	Punt
4	1:47	0:10	1:37	Punt	NE 11	9	48	-10	38	3	NYG 44	Fumble
5	15:00	6:43	8:17	Kickoff	NE 21	14	48	0	48	4	NYG 31	Downs
6	3:04	14:52	3:12	Punt	NE 10	8	55	-10	45	3	NYG 45	Punt
7	11:05	9:20	1:45	Kickoff	NE 11	4	20	0	20	1	NE 31	Punt
8	7:54	2:42	5:12	Punt	NE 20	12	80	0	80	6	* NYG 6	Touchdown
9	0:35	0:01	0:34	Kickoff	NE 26	4	-10	0	-10	0	NE 16	Downs

(206) Average NE 23

* inside opponent's 20

Time of Possession by Quarter

Visitor	1st	2nd	3rd	4th	OT	Total
New York Giants	9:59	9:28	3:39	7:21		30:27
Home New England Patriots	5:01	5:32	11:21	7:39		29:33

Kickoff Drive No.-Start Average

Giants: 3 - NYG 27 Patriots: 4 - NE 26

New York Giants vs New England Patriots
2/3/2008 at University of Phoenix Stadium

Final Defensive Statistics

New York Giants	Regular Defensive Plays											Special Teams					Misc			
	TKL	AST	COMB	SACK	YRDS	QH	IN	PD	FF	FR	FR	TKL	AST	FF	FR	BL	TKL	AST	FF	FR
Ja.Butler	9	1	10	0.0	0.0	0	0	0	0	0	0	1	0	0	0	0	0	0	0	0
A.Pierce	7	3	10	0.0	0.0	0	0	0	0	0	0	1	0	0	0	0	0	0	0	0
K.Mitchell	3	5	8	1.0	7.0	1	0	0	0	0	0	0	0	0	0	0	0	0	0	0
J.Tuck	5	1	6	2.0	14.0	2	0	0	1	0	0	0	0	0	0	0	0	0	0	0
G.Wilson	3	2	5	0.0	0.0	1	0	1	0	0	0	0	0	0	0	0	0	0	0	0
O.Umenyiora	3	1	4	0.0	0.0	1	0	0	0	0	1	0	0	0	0	0	0	0	0	0
K.Dockery	3	0	3	0.0	0.0	0	0	0	0	0	0	1	0	0	0	0	0	0	0	0
F.Robbins	3	0	3	0.0	0.0	0	0	0	0	0	0	0	0	0	0	0	0	0	0	0
M.Strahan	2	1	3	1.0	6.0	2	0	1	0	0	0	0	0	0	0	0	0	0	0	0
J.Alford	2	0	2	1.0	10.0	1	0	0	0	0	0	0	0	0	0	0	0	0	0	0
S.Madison	2	0	2	0.0	0.0	0	0	1	0	0	0	0	0	0	0	0	0	0	0	0
R.Torbor	2	0	2	0.0	0.0	0	0	0	0	0	0	0	0	0	0	0	0	0	0	0
C.Webster	1	1	2	0.0	0.0	0	0	1	0	0	0	0	0	0	0	0	0	0	0	0
A.Ross	1	1	2	0.0	0.0	0	0	0	0	0	0	0	0	0	0	0	0	0	0	0
B.Cofield	1	0	1	0.0	0.0	1	0	0	0	0	0	0	0	0	0	0	0	0	0	0
M.Johnson	1	0	1	0.0	0.0	0	0	0	0	0	0	0	1	0	0	0	0	0	0	0
C.Blackburn	0	0	0	0.0	0.0	0	0	0	0	0	0	1	1	0	0	0	0	0	0	0
Z.DeOssie	0	0	0	0.0	0.0	0	0	0	0	0	0	1	0	0	0	0	0	0	0	0
G.Wilkinson	0	0	0	0.0	0.0	0	0	0	0	0	0	0	1	0	0	0	0	0	0	0
A.Bradshaw	0	0	0	0.0	0.0	0	0	0	0	0	0	0	0	0	0	0	1	0	0	1
S.Smith	0	0	0	0.0	0.0	0	0	0	0	0	0	0	0	0	0	0	0	0	0	1
Total	48	16	64	5.0	37.0	9	0	4	1	1	5	3	0	0	0	1	0	0	2	0

TKL /TK=Tackle AST /AS=Assist COMB=Combined QH=Quarterback Hit IN=Interception
 PD=Pass Defense FF =Forced Fumble FR=Fumble Recovery BL=Blocked

New England Patriots	Regular Defensive Plays											Special Teams					Misc			
	TKL	AST	COMB	SACK	YRDS	QH	IN	PD	FF	FR	FR	TKL	AST	FF	FR	BL	TKL	AST	FF	FR
R.Harrison	11	1	12	0.0	0.0	0	0	0	0	0	0	0	0	0	0	0	0	0	0	0
T.Bruschi	5	3	8	0.0	0.0	0	0	0	0	0	0	0	0	0	0	0	0	0	0	0
R.Seymour	3	4	7	0.0	0.0	0	0	0	0	0	0	0	0	0	0	0	0	0	0	0
T.Warren	4	2	6	0.0	0.0	0	0	0	0	0	0	0	0	0	0	0	0	0	0	0
A.Thomas	5	0	5	2.0	5.0	2	0	0	1	0	0	0	0	0	0	0	0	0	0	0
V.Wilfork	4	1	5	0.0	0.0	0	0	0	0	0	0	0	0	0	0	0	0	0	0	0
J.Sanders	3	1	4	0.0	0.0	0	0	0	0	0	0	0	0	0	0	0	0	0	0	0
B.Meriweather	3	0	3	0.0	0.0	0	0	1	0	0	0	0	0	0	0	0	0	0	0	0
J.Seau	2	0	2	0.0	0.0	0	0	0	0	0	0	0	0	0	0	0	0	0	0	0
A.Samuel	1	1	2	0.0	0.0	0	0	1	0	0	0	0	0	0	0	0	0	0	0	0
M.Vrabel	1	1	2	0.0	0.0	0	0	0	0	0	0	0	0	0	0	0	0	0	0	0
J.Green	1	0	1	1.0	3.0	1	0	0	0	0	0	0	0	0	0	0	0	0	0	0
P.Woods	1	0	1	0.0	0.0	0	0	0	0	0	0	2	0	0	0	0	0	0	0	0
E.Hobbs	0	1	1	0.0	0.0	0	1	3	0	0	0	0	0	0	0	0	0	0	0	0
E.Wilson	0	0	0	0.0	0.0	1	0	0	0	0	0	0	0	0	0	0	0	0	0	0
R.Moore	0	0	0	0.0	0.0	1	0	0	0	0	0	0	0	0	0	0	0	0	0	0
R.Gay	0	0	0	0.0	0.0	0	0	2	0	0	0	0	0	0	0	0	0	0	0	0
E.Alexander	0	0	0	0.0	0.0	0	0	0	0	0	0	1	1	0	0	0	0	0	0	0
L.Izzo	0	0	0	0.0	0.0	0	0	0	0	0	0	1	0	0	0	0	0	0	0	0
R.Ventrone	0	0	0	0.0	0.0	0	0	0	0	0	0	1	0	0	0	0	0	0	0	0
D.Koppen	0	0	0	0.0	0.0	0	0	0	0	0	0	0	0	0	0	0	1	0	0	0
Total	44	15	59	3.0	8.0	5	1	7	1	0	5	1	0	0	0	1	0	0	0	0

New York Giants vs New England Patriots
2/3/2008 at University of Phoenix Stadium

First Half Summary

	PERIOD SCORES		TIME OF POSSESSION
Giants (Visitor)	3 0 = 3	Giants	19:27
Patriots (Home)	0 7 = 7	Patriots	10:33

Scoring Plays

Team	Qtr	Time	Scoring Play	Score	
				Visitor	Home
Giants	1	5:01	L.Tynes 32 yd. Field Goal (16-63, 9:59)	3	0
Patriots	2	14:57	L.Maroney 1 yd. run (S.Gostkowski kick) (12-56, 5:04)	3	7

	Giants	Patriots
TOTAL FIRST DOWNS	7	8
First Downs Rushing-Passing-by Penalty	3 - 4 - 0	2 - 5 - 1
THIRD DOWN EFFICIENCY	5-10-50%	4-6-67%
TOTAL NET YARDS	139	81
Total Offensive Plays	34	27
NET YARDS RUSHING	61	20
NET YARDS PASSING	78	61
Gross Yards Passing	85	82
Times thrown-yards lost attempting to pass	2-7	3-21
Pass Attempts-Completions-Had Intercepted	16 - 8 - 1	14 - 8 - 0
Punts-Number and Average	2 - 41.5	2 - 40.5
Penalties-Number and Yards	3 - 31	1 - 10
Fumbles-Number and Lost	2 - 0	1 - 1
Red Zone Efficiency	0-2-0%	1-1-100%
Average Drive Start	NYG 39	NE 30

New York Giants

New England Patriots

RUSHING							RUSHING						
	ATT	YDS	AVG	LG	TD		ATT	YDS	AVG	LG	TD		
B.Jacobs	11	35	3.2	7	0	L.Maroney	8	11	1.4	9	1		
A.Bradshaw	4	26	6.5	13	0	K.Faulk	1	7	7.0	7	0		
E.Manning	1	0	0.0	0	0	H.Evans	1	2	2.0	2	0		
Total	16	61	3.8	13	0	Total	10	20	2.0	9	1		

PASSING										PASSING									
	ATT	CMP	YDS	SK/YD	TD	LG	IN	RT		ATT	CMP	YDS	SK/YD	TD	LG	IN	RT		
E.Manning	16	8	85	2/7	0	38	1	39.8	T.Brady	14	8	82	3/21	0	18	0	74.1		
Total	16	8	85	2/7	0	38	1	39.8	Total	14	8	82	3/21	0	18	0	74.1		

PASS RECEIVING							PASS RECEIVING						
	NO	YDS	AVG	LG	TD		NO	YDS	AVG	LG	TD		
S.Smith	3	21	7.0	9	0	D.Stallworth	2	25	12.5	18	0		
A.Toomer	1	38	38.0	38	0	W.Welker	2	17	8.5	9	0		
P.Burruss	1	14	14.0	14	0	K.Faulk	2	14	7.0	8	0		
D.Tyree	1	6	6.0	6	0	R.Moss	1	18	18.0	18	0		
A.Bradshaw	1	3	3.0	3	0	L.Maroney	1	8	8.0	8	0		
M.Hedgecock	1	3	3.0	3	0								
Total	8	85	10.6	38	0	Total	8	82	10.3	18	0		

New York Giants

Regular Defensive Plays

Special Teams

Misc

	Regular Defensive Plays											Special Teams					Misc			
	TKL	AST	COMB	SACK	YRDS	QH	IN	PD	FF	FR		TKL	AST	FF	FR	BL	TKL	AST	FF	FR
J.Tuck	5	1	6	2.0	14.0	2	0	0	1	0		0	0	0	0		0	0	0	0
K.Dockery	3	0	3	0.0	0.0	0	0	0	0	0		1	0	0	0		0	0	0	0
K.Mitchell	2	1	3	1.0	7.0	1	0	0	0	0		0	0	0	0		0	0	0	0
Ja.Butler	2	0	2	0.0	0.0	0	0	0	0	0		1	0	0	0		0	0	0	0

New England Patriots

Regular Defensive Plays

Special Teams

Misc

	Regular Defensive Plays											Special Teams					Misc			
	TKL	AST	COMB	SACK	YRDS	QH	IN	PD	FF	FR		TKL	AST	FF	FR	BL	TKL	AST	FF	FR
T.Warren	3	2	5	0.0	0.0	0	0	0	0	0		0	0	0	0		0	0	0	0
R.Harrison	4	0	4	0.0	0.0	0	0	0	0	0		0	0	0	0		0	0	0	0
T.Bruschi	3	1	4	0.0	0.0	0	0	0	0	0		0	0	0	0		0	0	0	0
A.Thomas	3	0	3	1.0	4.0	1	0	0	1	0		0	0	0	0		0	0	0	0

NYG wins toss, elects to Receive, and NE elects to defend the North goal.

S.Gostkowski kicks 72 yards from NE 30 to NYG -2. D.Hixon to NYG 23 for 25 yards (P.Woods, E.Alexander).

New York Giants at 15:00, (1st play from scrimmage 14:55)

- 1-10-NYG 23 (14:55) B.Jacobs left tackle to NYG 26 for 3 yards (A.Thomas).
- 2-7-NYG 26 (14:14) B.Jacobs up the middle to NYG 28 for 2 yards (V.Wilfork, T.Warren).
- 3-5-NYG 28 (13:32) (Shotgun) E.Manning pass short middle to P.Burress to NYG 42 for 14 yards (J.Sanders). P1
- 1-10-NYG 42 (12:53) E.Manning pass short left to M.Hedgecock to NYG 45 for 3 yards (J.Seau).
- 2-7-NYG 45 (12:03) B.Jacobs right tackle to NYG 46 for 1 yard (T.Warren).
- 3-6-NYG 46 (11:17) (Shotgun) E.Manning pass short left to S.Smith to NE 46 for 8 yards (R.Harrison). NE-R.Gay was injured during the play. P2
- 1-10-NE 46 (10:32) B.Jacobs left tackle to NE 39 for 7 yards (J.Sanders, T.Warren).
- 2-3-NE 39 (9:49) A.Bradshaw right guard to NE 37 for 2 yards (R.Harrison).
- 3-1-NE 37 (9:01) A.Bradshaw right tackle to NE 29 for 8 yards (T.Warren, V.Wilfork). R3
- 1-10-NE 29 (8:17) E.Manning pass incomplete short left to K.Boss.
- 2-10-NE 29 (8:11) B.Jacobs right tackle to NE 26 for 3 yards (T.Warren, M.Vrabel).
- 3-7-NE 26 (7:27) (Shotgun) E.Manning pass short middle to S.Smith to NE 17 for 9 yards (M.Vrabel) [E.Wilson]. P4
- 1-10-NE 17 (6:41) (Shotgun) E.Manning pass incomplete deep middle to P.Burress (E.Hobbs).
- 2-10-NE 17 (6:35) (Shotgun) B.Jacobs left end to NE 18 for -1 yards (A.Thomas, E.Hobbs).
- 3-11-NE 18 (5:47) (Shotgun) E.Manning pass short left to S.Smith to NE 14 for 4 yards (R.Harrison).
- 4-7-NE 14 (5:06) **L.Tynes 32 yard field goal is GOOD, Center-J.Alford, Holder-J.Feagles.**
This drive (9:59) was the longest drive in Super Bowl history.

NYG 3 NE 0, 16 plays, 63 yards, 9:59 drive, 9:59 elapsed

L.Tynes kicks 69 yards from NYG 30 to NE 1. L.Maroney pushed ob at NE 44 for 43 yards (K.Dockery).

New England Patriots at 5:01, (1st play from scrimmage 4:52)

- 1-10-NE 44 (4:52) T.Brady pass incomplete short right to L.Maroney [B.Cofield].
- 2-10-NE 44 (4:47) L.Maroney left tackle to NYG 47 for 9 yards (G.Wilson, A.Ross).
- 3-1-NYG 47 (4:03) NE 50-Vrabel eligible. L.Maroney left tackle to NYG 42 for 5 yards (Ja.Butler). R1
- 1-10-NYG 42 (3:30) T.Brady pass incomplete short middle to J.Gaffney.
- 2-10-NYG 42 (3:24) (Shotgun) T.Brady pass short middle to D.Stallworth to NYG 35 for 7 yards (K.Mitchell, A.Pierce).
- 3-3-NYG 35 (2:37) (Shotgun) T.Brady pass short left to W.Welker to NYG 27 for 8 yards (K.Dockery, G.Wilson). P2
- 1-10-NYG 27 (2:04) H.Evans up the middle to NYG 25 for 2 yards (F.Robbins).
- 2-8-NYG 25 (1:24) (Shotgun) T.Brady pass short right to K.Faulk to NYG 17 for 8 yards (S.Madison). P3
- 1-10-NYG 17 (:37) (Shotgun) T.Brady pass incomplete short right to B.Watson.
- 2-10-NYG 17 (:32) (Shotgun) T.Brady pass incomplete short right to K.Faulk.
- 3-10-NYG 17 (:29) (Shotgun) T.Brady pass incomplete deep middle to B.Watson [M.Strahan].
PENALTY on NYG-A.Pierce, Defensive Pass Interference, 16 yards, enforced at NYG 17 - No Play. X4
- 1-1-NYG 1 (:23) NE 50-Vrabel eligible. L.Maroney left tackle to NYG 1 for no gain (J.Tuck).

END OF QUARTER	Score	Time	First Downs				Efficiencies	
==== Quarter Summary =====		Poss	R	P	X	T	3Down	4Down
New York Giants	3	9:59	1	3	0	4	4/5	0/0
New England Patriots	0	5:01	1	2	1	4	2/2	0/0

New England Patriots continued.

2-1-NYG 1 (15:00) NE 50-Vrabel eligible. L.Maroney right guard for 1 yard, TOUCHDOWN. R5
 S.Gostkowski extra point is GOOD, Center-L.Paxton, Holder-C.Hanson.

NYG 3 NE 7, 12 plays, 56 yards, 1 penalty, 5:04 drive, 0:03 elapsed

S.Gostkowski kicks 65 yards from NE 30 to NYG 5, out of bounds.

New York Giants at 14:57

1-10-NYG 40 (14:57) B.Jacobs up the middle to NYG 43 for 3 yards (V.Wilfork).
 2-7-NYG 43 (14:19) E.Manning pass incomplete short middle to P.Burress (E.Hobbs).
 3-7-NYG 43 (14:11) (Shotgun) E.Manning pass deep left to A.Toomer ran ob at NE 19 for 38 yards. P5
1-10-NE 19 (14:03) B.Jacobs left guard to NE 15 for 4 yards (R.Seymour, T.Bruschi).
 2-6-NE 15 (13:16) PENALTY on NYG-E.Manning, Delay of Game, 5 yards, enforced at NE 15 - No Play.
 2-11-NE 20 (12:50) (Shotgun) E.Manning pass short right to D.Tyree to NE 14 for 6 yards (A.Samuel).
 3-5-NE 14 (12:04) (Shotgun) E.Manning pass short left intended for S.Smith INTERCEPTED by E.Hobbs at NE 10. E.Hobbs pushed ob at NE 33 for 23 yards (A.Bradshaw).

New England Patriots at 11:53

1-10-NE 33 (11:53) T.Brady pass short left to L.Maroney to NE 41 for 8 yards (J.Alford).
 2-2-NE 41 (11:11) L.Maroney left end pushed ob at NE 42 for 1 yard (O.Umenyiora).
 3-1-NE 42 (10:43) L.Maroney left tackle to NE 40 for -2 yards (Ja.Butler, M.Strahan).
 4-3-NE 40 (10:04) C.Hanson punts 40 yards to NYG 20, Center-L.Paxton. R.McQuarters to NYG 36 for 16 yards (P.Woods).

New York Giants at 9:51

1-10-NYG 36 (9:51) E.Manning sacked at NYG 33 for -3 yards (J.Green).
 2-13-NYG 33 (9:22) (Shotgun) E.Manning FUMBLES (Aborted) at NYG 32, recovered by NYG-A.Bradshaw at NYG 30. A.Bradshaw to NYG 30 for no gain (P.Woods).
 3-16-NYG 30 (8:49) (Shotgun) E.Manning pass incomplete short right to A.Bradshaw.
 4-16-NYG 30 (8:46) J.Feagles punts 55 yards to NE 15, Center-Z.DeOssie. W.Welker to NE 30 for 15 yards (Ja.Butler).

New England Patriots at 8:35

1-10-NE 30 (8:35) L.Maroney up the middle to NE 30 for no gain (J.Tuck, K.Mitchell).
 2-10-NE 30 (7:55) (Shotgun) T.Brady sacked at NE 23 for -7 yards (K.Mitchell).
 3-17-NE 23 (7:19) (Shotgun) T.Brady sacked at NE 16 for -7 yards (J.Tuck).
 4-24-NE 16 (6:54) C.Hanson punts 41 yards to NYG 43, Center-L.Paxton. R.McQuarters pushed ob at NYG 43 for no gain (E.Alexander).

New York Giants at 6:45

1-10-NYG 43 (6:45) B.Jacobs right guard to NYG 45 for 2 yards (T.Bruschi).
 2-8-NYG 45 (6:01) A.Bradshaw right tackle to NE 42 for 13 yards (R.Harrison). R6
1-10-NE 42 (5:25) B.Jacobs right guard to NE 38 for 4 yards (T.Bruschi, R.Seymour).
 2-6-NE 38 (4:40) B.Jacobs left guard to NE 31 for 7 yards (T.Bruschi). R7
1-10-NE 31 (4:01) E.Manning pass short left to A.Bradshaw to NE 28 for 3 yards (J.Seau) [R.Moore].
 2-7-NE 28 (3:14) A.Bradshaw right tackle to NE 25 for 3 yards (R.Seymour).
 3-4-NE 25 (2:31) (Shotgun) E.Manning sacked at NE 32 for -7 yards (A.Thomas). FUMBLES (A.Thomas) [A.Thomas], touched at NE 29, recovered by NYG-S.Smith at NE 20. S.Smith pushed ob at NE 20 for no gain (B.Meriweather).
 PENALTY on NYG-A.Bradshaw, Illegal Bat, 10 yards, enforced at NE 29.
 3-18-NE 39 (2:01) (Shotgun) E.Manning pass incomplete deep left to S.Smith (R.Gay).

Two-Minute Warning

4-18-NE 39 (1:54) J.Feagles punts 28 yards to NE 11, Center-Z.DeOssie, fair catch by K.Faulk.

New England Patriots at 1:47

1-10-NE 11 (1:47) (Shotgun) T.Brady pass incomplete deep left to R.Moss [G.Wilson].
 2-10-NE 11 (1:41) L.Maroney right end to NE 8 for -3 yards (J.Tuck, O.Umenyiora).
 Timeout #1 by NYG at 01:35.
 3-13-NE 8 (1:35) (Shotgun) T.Brady pass short left to D.Stallworth to NE 26 for 18 yards (A.Pierce). P6
1-10-NE 26 (1:11) (Shotgun) T.Brady pass incomplete deep right to R.Moss [J.Tuck].
 2-10-NE 26 (1:05) (Shotgun) K.Faulk up the middle to NE 41 for 15 yards (M.Strahan).
 PENALTY on NE-B.Watson, Offensive Holding, 10 yards, enforced at NE 33.
 Timeout #1 by NE at 00:59.
 2-13-NE 23 (:59) (Shotgun) T.Brady pass short left to W.Welker to NE 32 for 9 yards (F.Robbins, J.Tuck).
 3-4-NE 32 (:35) (No Huddle, Shotgun) T.Brady pass short left to K.Faulk to NE 38 for 6 yards (K.Dockery). P7
 Timeout #2 by NE at 00:28.
 1-10-NE 38 (:28) (Shotgun) T.Brady pass deep right to R.Moss pushed ob at NYG 44 for 18 yards (K.Dockery). P8
1-10-NYG 44 (:22) (No Huddle, Shotgun) T.Brady sacked at NE 49 for -7 yards (J.Tuck). FUMBLES (J.Tuck), RECOVERED by NYG-O.Umenyiora at NE 49. O.Umenyiora to NE 49 for no gain (D.Koppen).

New York Giants at 0:10

1-10-NE 49 (:10) (Shotgun) E.Manning pass incomplete short middle to S.Smith.
 Timeout #3 by NE at 00:05.
 2-10-NE 49 (:05) (Shotgun) E.Manning pass incomplete deep right to S.Smith.

END OF QUARTER	Score	Time	First Downs				Efficiencies		
==== Quarter Summary =====			Poss	R	P	X	T	3Down	4Down
New York Giants	3	9:28	2	1	0	0	3	1/5	0/0
New England Patriots	7	5:32	1	3	0	0	4	2/4	0/0

3rd Quarter

Play By Play

NE elects to Receive, and NYG elects to defend the North goal.

L.Tynes kicks 65 yards from NYG 30 to NE 5. L.Maroney to NE 21 for 16 yards (C.Blackburn, M.Johnson).

New England Patriots at 15:00, (1st play from scrimmage 14:53)

- 1-10-NE 21 (14:53) (Shotgun) T.Brady pass short left to W.Welker to NE 36 for 15 yards (Ja.Butler, K.Mitchell) P9
[M.Strahan].
- 1-10-NE 36 (14:16) L.Maroney up the middle to NE 43 for 7 yards (Ja.Butler, G.Wilson).
- 2-3-NE 43 (13:41) T.Brady pass incomplete short right to K.Faulk (M.Strahan).
- 3-3-NE 43 (13:36) (Shotgun) T.Brady pass short left to K.Faulk to NE 48 for 5 yards (M.Johnson, K.Mitchell) P10
[O.Umenyiora].
- 1-10-NE 48 (13:02) L.Maroney left end to NE 46 for -2 yards (O.Umenyiora).
- 2-12-NE 46 (12:18) (Shotgun) T.Brady pass short middle to W.Welker to NYG 47 for 7 yards (A.Pierce, K.Mitchell).
- 3-5-NYG 47 (11:38) (Shotgun) T.Brady pass short left to K.Faulk to NYG 44 for 3 yards (A.Pierce).
- 4-2-NYG 44 (11:07) (Punt formation) C.Hanson punts 31 yards to NYG 13, Center-L.Paxton. R.McQuarters ran ob at NYG 14 for 1 yard.
New England challenged the too many players on field ruling, and the play was REVERSED.
(Punt formation) PENALTY on NYG-C.Blackburn, Defensive 12 On-field, 5 yards, enforced at NYG 44 - X11
No Play.
- 1-10-NYG 39 (11:00) T.Brady pass short left to L.Maroney to NYG 35 for 4 yards (F.Robbins, A.Pierce).
NE 12-Brady 84 career Super Bowl completions, NFL record.
- 2-6-NYG 35 (10:25) PENALTY on NE-M.Light, False Start, 5 yards, enforced at NYG 35 - No Play.
- 2-11-NYG 40 (10:08) (Shotgun) T.Brady pass short right to W.Welker to NYG 42 for -2 yards (A.Ross, C.Webster).
- 3-13-NYG 42 (9:26) (Shotgun) T.Brady pass short right to K.Faulk to NYG 28 for 14 yards (G.Wilson, A.Pierce). P12
- 1-10-NYG 28 (8:42) L.Maroney right guard to NYG 28 for no gain (R.Torbor).
- 2-10-NYG 28 (8:10) T.Brady pass short left to K.Brady to NYG 25 for 3 yards (R.Torbor).
- 3-7-NYG 25 (7:23) (Shotgun) T.Brady sacked at NYG 31 for -6 yards (M.Strahan).
- 4-13-NYG 31 (6:49) (Shotgun) T.Brady pass incomplete deep left to J.Gaffney.

New York Giants at 6:43

- 1-10-NYG 31 (6:43) B.Jacobs left guard to NYG 35 for 4 yards (T.Bruschi, R.Seymour).
- 2-6-NYG 35 (6:06) E.Manning pass short right to A.Toomer to NYG 45 for 10 yards (R.Harrison; A.Samuel). P8
- 1-10-NYG 45 (5:27) A.Bradshaw right guard to NYG 47 for 2 yards (V.Wilfork, T.Bruschi).
- 2-8-NYG 47 (4:42) (Shotgun) E.Manning pass short right to A.Toomer to NE 45 for 8 yards (J.Sanders). P9
- 1-10-NE 45 (4:09) E.Manning pass incomplete deep middle to P.Burress (A.Samuel).
- 2-10-NE 45 (4:00) A.Bradshaw up the middle to NE 41 for 4 yards (R.Harrison).
- 3-6-NE 41 (3:18) (Shotgun) E.Manning pass incomplete short left to P.Burress (R.Gay).
- 4-6-NE 41 (3:12) J.Feagles punts 31 yards to NE 10, Center-Z.DeOssie, out of bounds.

New England Patriots at 3:04

- 1-10-NE 10 (3:04) PENALTY on NE-B.Watson, False Start, 5 yards, enforced at NE 10 - No Play.
- 1-15-NE 5 (3:04) (Shotgun) T.Brady pass incomplete short left to D.Stallworth.
- 2-15-NE 5 (3:01) T.Brady pass short middle to W.Welker to NE 21 for 16 yards (G.Wilson). P13
- 1-10-NE 21 (2:19) L.Maroney right tackle to NE 30 for 9 yards (B.Cofield, K.Mitchell).
- 2-1-NE 30 (1:47) L.Maroney left end to NE 32 for 2 yards (O.Umenyiora). R14
- 1-10-NE 32 (1:03) (Shotgun) T.Brady pass short middle to W.Welker to NYG 49 for 19 yards (Ja.Butler). P15
- 1-10-NYG 49 (:17) (Shotgun) T.Brady pass incomplete short right to W.Welker.
- 2-10-NYG 49 (:14) PENALTY on NE-M.Light, False Start, 5 yards, enforced at NYG 49 - No Play.
- 2-15-NE 46 (:14) T.Brady pass incomplete deep right to R.Moss.
- 3-15-NE 46 (:06) (Shotgun) T.Brady pass short left to D.Stallworth to NYG 45 for 9 yards (Ja.Butler).

END OF QUARTER	Score	Time	First Downs				Efficiencies	
==== Quarter Summary =====		Poss	R	P	X	T	3Down	4Down
New York Giants	3	3:39	0	2	0	2	0/1	0/0
New England Patriots	7	11:21	1	5	1	7	2/5	0/1

New England Patriots continued.

4-6-NYG 45 (15:00) C.Hanson punts 45 yards to end zone, Center-L.Paxton, Touchback.

New York Giants at 14:52

- 1-10-NYG 20 (14:52) E.Manning pass deep middle to K.Boss to NE 35 for 45 yards (R.Harrison). P10
- 1-10-NE 35 (14:02) A.Bradshaw right guard to NE 31 for 4 yards (T.Bruschi).
- 2-6-NE 31 (13:16) A.Bradshaw left guard to NE 29 for 2 yards (R.Seymour, T.Bruschi).
- 3-4-NE 29 (12:34) (Shotgun) E.Manning pass short middle to S.Smith to NE 12 for 17 yards (B.Meriweather). P11
- 1-10-NE 12 (11:54) (Shotgun) A.Bradshaw up the middle to NE 5 for 7 yards (R.Harrison, J.Sanders).
- 2-3-NE 5 (11:10) **E.Manning pass short middle to D.Tyree for 5 yards, TOUCHDOWN.** P12

L.Tynes extra point is GOOD, Center-J.Alford, Holder-J.Feagles.

NYG 10 NE 7, 6 plays, 80 yards, 3:47 drive, 3:55 elapsed

L.Tynes kicks 67 yards from NYG 30 to NE 3. L.Maroney to NE 32 for 29 yards (A.Pierce, G.Wilkinson).

PENALTY on NE-R.Hochstein, Offensive Holding, 10 yards, enforced at NE 21.

New England Patriots at 11:05, (1st play from scrimmage 10:59)

- 1-10-NE 11 (10:59) T.Brady pass short right to R.Moss to NE 28 for 17 yards (A.Pierce). P16
- 1-10-NE 28 (10:26) (Shotgun) T.Brady pass short left to W.Welker to NE 31 for 3 yards (S.Madison).
- 2-7-NE 31 (9:41) (Shotgun) T.Brady pass incomplete deep left to R.Moss.
- 3-7-NE 31 (9:36) (Shotgun) T.Brady pass incomplete short left to W.Welker (S.Madison).
- 4-7-NE 31 (9:30) C.Hanson punts 49 yards to NYG 20, Center-L.Paxton. R.McQuarters pushed ob at NYG 29 for 9 yards (L.Izzo).

New York Giants at 9:20

- 1-10-NYG 29 (9:20) B.Jacobs up the middle to NYG 30 for 1 yard (T.Warren, R.Seymour).
- 2-9-NYG 30 (8:32) E.Manning pass incomplete deep left to P.Burress.
- 3-9-NYG 30 (8:24) (Shotgun) E.Manning pass short middle to A.Toomer to NYG 38 for 8 yards (R.Harrison).
- 4-1-NYG 38 (8:02) J.Feagles punts 42 yards to NE 20, Center-Z.DeOssie, fair catch by W.Welker.

New England Patriots at 7:54

- 1-10-NE 20 (7:54) (Shotgun) T.Brady pass short right to W.Welker to NE 25 for 5 yards (K.Mitchell).
- 2-5-NE 25 (7:19) (Shotgun) T.Brady pass short right to R.Moss to NE 35 for 10 yards (C.Webster). P17
- 1-10-NE 35 (6:39) L.Maroney left end pushed ob at NE 44 for 9 yards (Ja.Butler).
- 2-1-NE 44 (6:14) T.Brady pass short right to W.Welker to NYG 43 for 13 yards (A.Pierce, Ja.Butler). P18
- 1-10-NYG 43 (5:27) (Shotgun) T.Brady pass short left to K.Faulk pushed ob at NYG 39 for 4 yards (A.Pierce).
- 2-6-NYG 39 (5:01) (Shotgun) T.Brady pass short left to W.Welker to NYG 29 for 10 yards (Ja.Butler). P19
- NE 83-Welker 11th reception of game, ties Super Bowl record (Dan Ross, Jerry Rice & Deion Branch)
- 1-10-NYG 29 (4:15) (Shotgun) T.Brady pass incomplete short right to D.Stallworth.
- 2-10-NYG 29 (4:12) T.Brady pass short right to R.Moss to NYG 18 for 11 yards (A.Pierce). P20
- 1-10-NYG 18 (3:31) (Shotgun) T.Brady pass short middle to K.Faulk to NYG 6 for 12 yards (Ja.Butler). NYG-F.Robbins was injured during the play. P21
- 1-6-NYG 6 (2:55) T.Brady pass incomplete short left to R.Moss.
- 2-6-NYG 6 (2:49) (Shotgun) T.Brady pass incomplete short right to W.Welker. NYG-Ja.Butler was injured during the play.
- 3-6-NYG 6 (2:45) **(Shotgun) T.Brady pass short right to R.Moss for 6 yards, TOUCHDOWN.** P22

S.Gostkowski extra point is GOOD, Center-L.Paxton, Holder-C.Hanson.

NYG 10 NE 14, 12 plays, 80 yards, 5:12 drive, 12:18 elapsed

S.Gostkowski kicks 67 yards from NE 30 to NYG 3. D.Hixon to NYG 17 for 14 yards (R.Ventrone).

New York Giants at 2:42, (1st play from scrimmage 2:39)

- 1-10-NYG 17 (2:39) (Shotgun) E.Manning pass short right to A.Toomer to NYG 28 for 11 yards (R.Harrison). P13
- 1-10-NYG 28 (2:09) (No Huddle, Shotgun) E.Manning pass incomplete short middle to P.Burress.
- 2-10-NYG 28 (2:04) (Shotgun) E.Manning pass incomplete short left to P.Burress.

Two-Minute Warning

- 3-10-NYG 28 (1:59) (Shotgun) E.Manning pass short left to A.Toomer to NYG 37 for 9 yards (R.Harrison).
- 4-1-NYG 37 (1:34) B.Jacobs up the middle to NYG 39 for 2 yards (V.Wilfork, R.Seymour). R14
- 1-10-NYG 39 (1:28) (Shotgun) E.Manning scrambles right tackle to NYG 44 for 5 yards (A.Thomas).
Timeout #1 by NYG at 01:20.
- 2-5-NYG 44 (1:20) (Shotgun) E.Manning pass incomplete deep right to D.Tyree.
- 3-5-NYG 44 (1:15) (Shotgun) E.Manning pass deep middle to D.Tyree to NE 24 for 32 yards (R.Harrison). P15
- Timeout #2 by NYG at 00:59.
- 1-10-NE 24 (:59) (Shotgun) E.Manning sacked at NE 25 for -1 yards (A.Thomas).
Timeout #3 by NYG at 00:51.
- 2-11-NE 25 (:51) (Shotgun) E.Manning pass incomplete short left to D.Tyree (B.Meriweather).
- 3-11-NE 25 (:45) (Shotgun) E.Manning pass short right to S.Smith pushed ob at NE 13 for 12 yards (B.Meriweather). P16
- 1-10-NE 13 (:39) **(Shotgun) E.Manning pass short left to P.Burress for 13 yards, TOUCHDOWN.** P17

L.Tynes extra point is GOOD, Center-J.Alford, Holder-J.Feagles.

NYG 17 NE 14, 12 plays, 83 yards, 2:07 drive, 14:25 elapsed

L.Tynes kicks 61 yards from NYG 30 to NE 9. L.Maroney to NE 26 for 17 yards (Z.DeOssie, C.Blackburn).

New England Patriots at 0:35, (1st play from scrimmage 0:29)

- 1-10-NE 26 (:29) (Shotgun) T.Brady pass incomplete deep right to J.Gaffney.
- 2-10-NE 26 (:25) (Shotgun) T.Brady sacked at NE 16 for -10 yards (J.Alford).
Timeout #1 by NE at 00:19.
- 3-20-NE 16 (:19) (Shotgun) T.Brady pass incomplete deep left to R.Moss (C.Webster).
Timeout #2 by NE at 00:10.
- 4-20-NE 16 (:10) (Shotgun) T.Brady pass incomplete deep left to R.Moss (G.Wilson).

New York Giants at 0:01

- 1-10-NE 16 (:01) E.Manning kneels to NE 17 for -1 yards.

END OF QUARTER	Score	Time	First Downs				Efficiencies		
==== Quarter Summary =====			Poss	R	P	X	T	3Down	4Down
New York Giants	17	7:21	1	7	0	8		3/5	1/1
New England Patriots	14	7:39	0	7	0	7		1/3	0/1

Super Bowl XXXV

National Football League Game Summary

NFL Copyright © 2000 by The National Football League. All rights reserved. This summary and play-by-play is for the express purpose of assisting media in their coverage of the game; any other use of this material is prohibited without the written permission of the National Football League. Updated: 7/12/2011

Date: Sunday, 1/28/2001

Baltimore Ravens at New York Giants
at Raymond James Stadium, Tampa, Florida

Start Time: 6:28 PM EST

Game Day Weather

Game Weather: Partly cloudy, mild
Played Outdoor on Turf: Grass

Temp: 65° F (18.3° C) Wind: West 8 mph mph

Officials

Referee: Gerry Austin (34) Umpire: Chad Brown (31) Head Linesman: Tony Veteri (36)
Line Judge: Walt Anderson (66) Side Judge: Doug Toole (4) Field Judge: Bill Lovett (98)
Back Judge: Bill Schmitz (122) Replay Official: Dean Blandino

Lineups

Baltimore Ravens

New York Giants

Offense		Defense		Offense		Defense	
WR 87	Q. Ismail	LDE 90	R. Burnett	WR 81	A. Toomer	LE 92	M. Strahan
OL 75	J. Ogden	LDT 95	S. Adams	LT 76	L. Brown	LT 97	C. Griffin
OL 64	E. Multitalo	RDT 98	T. Siragusa	LG 62	G. Parker	RT 75	K. Hamilton
C 60	J. Mitchell	RDE 99	M. McCrary	C 52	D. Zeigler	RE 94	C. Jones
OL 62	M. Flynn	LLB 58	P. Boulware	RG 65	R. Stone	MLB 58	M. Barrow
OT 70	H. Swayne	MLB 52	R. Lewis	RT 77	L. Petitgout	OLB 98	J. Armstead
TE 82	S. Sharpe	RLB 55	J. Sharper	WR 88	I. Hilliard	CB 26	E. McDaniel
WR 80	B. Stokley	LCB 22	D. Starks	WR 86	R. Dixon	LCB 41	D. Thomas
QB 8	T. Dilfer	RCB 21	C. McAlister	QB 5	K. Collins	RCB 31	J. Sehorn
FB 32	S. Gash	SS 20	K. Herring	FB 34	G. Comella	SS 20	S. Garnes
RB 33	P. Holmes	FS 26	R. Woodson	RB 21	T. Barber	FS 36	S. Williams

Substitutions

Substitutions

K 3 M. Stover, P 5 K. Richardson, QB 12 T. Banks, FB 29 C. Evans, RB 31 Ja. Lewis, CB 35 R. Bailey, CB 38 J. Trapp, S 42 A. Mitchell, S 45 C. Harris, LB 50 B. Jackson, LB 51 C. Brown, LB 56 A. Davis, LB 57 O. Brigance, C 66 J. Hudson, OT 71 S. Folau, OL 77 K. Vickers, DT 79 L. Webster, TE 81 B. Coates, WR 83 P. Johnson, WR 84 Je. Lewis, WR 86 B. Davis, DT 91 L. Dalton, DE 93 K. Washington

PK 3 B. Daluiso, P 9 B. Maynard, S 23 O. Stoutmire, CB 25 R. McDonald, RB 27 R. Dayne, RB 29 D. Washington, RB 33 J. Montgomery, S 37 L. West, LB 51 P. Monty, LB 53 B. Short, G 66 J. Whittle, C 69 D. Engler, G 78 M. Rosenthal, WR 82 T. Davis, TE 83 P. Mitchell, WR 84 J. Jurevicius, TE 87 H. Cross, TE 89 D. Campbell, LB 90 J. Golden, LB 91 R. Phillips, DT 93 R. Hale, DT 99 C. Peter

Did Not Play

Did Not Play

QB 17 J. Garrett

Not Active

Not Active

QB#3 7 C. Redman, WR 11 M. Nash, WR 16 G. Thompson, CB 25 C. Love, S 43 A. Poindexter, OT 72 S. Williams, OG 74 O. Bobo, DE 96 A. Thomas

PK 2 J. Holmes, QB 18 M. Cherry (3rd QB), CB 28 R. Stephens, FB 45 C. Walendy, LB 59 K. Lewis, T 67 C. Bober, DE 79 J. Parker, DT 96 G. Williams

Field Goals (made () & missed)

M. Stover	(47) 41WL (34)	1	2	3	4	OT	Total
VISITOR:	Baltimore Ravens	7	3	14	10	0	34
HOME:	New York Giants	0	0	7	0	0	7

Scoring Plays

Team	Qtr	Time	Play Description (Extra Point) (Drive Info)	Visitor	Home
Ravens	1	6:50	B. Stokley 38 yd. pass from T. Dilfer (M. Stover kick) (2-41, 0:45)	7	0
Ravens	2	1:41	M. Stover 47 yd. Field Goal (7-59, 2:28)	10	0
Ravens	3	3:49	D. Starks 49 yd. interception return (M. Stover kick)	17	0
Giants	3	3:31	R. Dixon 97 yd. kickoff return (B. Daluiso kick) (0-0, 0:18)	17	7
Ravens	3	3:13	Je. Lewis 84 yd. kickoff return (M. Stover kick) (0-0, 0:18)	24	7
Ravens	4	8:45	Ja. Lewis 3 yd. run (M. Stover kick) (6-38, 4:17)	31	7
Ravens	4	5:27	M. Stover 34 yd. Field Goal (5-18, 3:02)	34	7

Paid Attendance: 71,921

Time: 3:23

Baltimore Ravens vs New York Giants
 1/28/2001 at Raymond James Stadium

Final Individual Statistics

Baltimore Ravens

New York Giants

RUSHING	ATT	YDS	AVG	LG	TD
Ja.Lewis	27	102	3.8	19	1
P.Holmes	4	8	2.0	6	0
Je.Lewis	1	1	1.0	1	0
T.Dilfer	1	0	0.0	0	0
Total	33	111	3.4	19	1

RUSHING	ATT	YDS	AVG	LG	TD
T.Barber	11	49	4.5	27	0
K.Collins	3	12	4.0	5	0
J.Montgomery	2	5	2.5	4	0
Total	16	66	4.1	27	0

PASSING	ATT	CMP	YDS	SK/YD	TD	LG	IN	RT
T.Dilfer	25	12	153	3/20	1	44	0	80.9
T.Banks	1	0	0	0/0	0	0	0	39.6
Total	26	12	153	3/20	1	44	0	77.9

PASSING	ATT	CMP	YDS	SK/YD	TD	LG	IN	RT
K.Collins	39	15	112	4/26	0	19	4	7.1
Total	39	15	112	4/26	0	19	4	7.1

PASS RECEIVING	TAR	REC	YDS	AVG	LG	TD
B.Stokley	6	3	52	17.3	38	1
B.Coates	3	3	30	10.0	17	0
Q.Ismail	3	1	44	44.0	44	0
P.Johnson	5	1	8	8.0	8	0
Je.Lewis	1	1	6	6.0	6	0
S.Sharpe	5	1	5	5.0	5	0
Ja.Lewis	2	1	4	4.0	4	0
P.Holmes	1	1	4	4.0	4	0
Total	26	12	153	12.8	44	1

PASS RECEIVING	TAR	REC	YDS	AVG	LG	TD
T.Barber	10	6	26	4.3	7	0
I.Hilliard	11	3	30	10.0	13	0
A.Toomer	5	2	24	12.0	19	0
R.Dixon	3	1	16	16.0	16	0
P.Mitchell	4	1	7	7.0	7	0
H.Cross	1	1	7	7.0	7	0
G.Comella	1	1	2	2.0	2	0
J.Jurevicius	4	0	0	0.0	0	0
Total	39	15	112	7.5	19	0

INTERCEPTIONS	NO	YDS	AVG	LG	TD
D.Starks	1	49	49.0	49	1
J.Sharper	1	4	4.0	4	0
C.McAlister	1	4	4.0	4	0
K.Herring	1	2	2.0	2	0
Total	4	59	14.8	49	1

INTERCEPTIONS	NO	YDS	AVG	LG	TD
Total	0	0	0	0	0

PUNTING	NO	YDS	AVG	NET	TB	IN20	LG
K.Richardson	10	430	43.0	38.4	0	4	53
Total	10	430	43.0	38.4	0	4	53

PUNTING	NO	YDS	AVG	NET	TB	IN20	LG
B.Maynard	11	422	38.4	35.3	0	3	46
Total	11	422	38.4	35.3	0	3	46

PUNT RETURNS	NO	YDS	AVG	FC	LG	TD
Je.Lewis	3	34	11.3	4	34	0
[DOWNED]	4	0	0.0	0	0	0
Total	3	34	11.3	4	34	0

PUNT RETURNS	NO	YDS	AVG	FC	LG	TD
I.Hilliard	3	33	11.0	1	19	0
T.Barber	2	13	6.5	2	9	0
[DOWNED]	2	0	0.0	0	0	0
Total	5	46	9.2	3	19	0

KICKOFF RETURNS	NO	YDS	AVG	FC	LG	TD
Je.Lewis	2	111	55.5	0	84	1
Total	2	111	55.5	0	84	1

KICKOFF RETURNS	NO	YDS	AVG	FC	LG	TD
R.Dixon	6	154	25.7	0	97	1
D.Washington	1	17	17.0	0	17	0
Total	7	171	24.4	0	97	1

Baltimore Ravens

FUMBLES	FUM LOST	OWN-REC	YDS	TD	FORCED	OPP-REC	YD	TD	OUT-BDS
T.Dilfer	1	0	1	-1	0	0	0	0	0
Je.Lewis	1	0	0	0	0	0	0	0	0
B.Jackson	0	0	1	0	0	0	0	0	0
M.McCrary	0	0	0	0	0	1	0	0	0
J.Trapp	0	0	0	0	0	1	0	0	0
R.Bailey	0	0	0	0	0	0	1	0	0
Total	2	0	2	-1	0	2	1	0	0

New York Giants

FUMBLES	FUM LOST	OWN-REC	YDS	TD	FORCED	OPP-REC	YD	TD	OUT-BDS
K.Collins	1	0	0	0	0	0	0	0	0
R.Dixon	1	1	0	0	0	0	0	0	0
L.Brown	0	0	1	0	0	0	0	0	0
Total	2	1	1	0	0	0	0	0	0

Baltimore Ravens vs New York Giants
 1/28/2001 at Raymond James Stadium

Final Team Statistics

	Visitor Ravens	Home Giants
TOTAL FIRST DOWNS	13	11
By Rushing	6	2
By Passing	6	6
By Penalty	1	3
THIRD DOWN EFFICIENCY	3-16-19%	2-14-14%
FOURTH DOWN EFFICIENCY	0-0-0%	1-1-100%
TOTAL NET YARDS	244	152
Total Offensive Plays (inc. times thrown passing)	62	59
Average gain per offensive play	3.9	2.6
NET YARDS RUSHING	111	66
Total Rushing Plays	33	16
Average gain per rushing play	3.4	4.1
Tackles for a loss-number and yards	1-6	0-0
NET YARDS PASSING	133	86
Times thrown - yards lost attempting to pass	3-20	4-26
Gross yards passing	153	112
PASS ATTEMPTS-COMPLETIONS-HAD INTERCEPTED	26-12-0	39-15-4
Avg gain per pass play (inc.# thrown passing)	4.6	2.0
KICKOFFS Number-In End Zone-Touchbacks	7-0-0	2-0-0
PUNTS Number and Average	10-43.0	11-38.4
Had Blocked	0	0
FGs - PATs Had Blocked	0-0	0-0
Net Punting Average	38.4	35.3
TOTAL RETURN YARDAGE (Not Including Kickoffs)	93	46
No. and Yards Punt Returns	3-34	5-46
No. and Yards Kickoff Returns	2-111	7-171
No. and Yards Interception Returns	4-59	0-0
PENALTIES Number and Yards	9-70	6-27
FUMBLES Number and Lost	2-0	2-1
TOUCHDOWNS	4	1
Rushing	1	0
Passing	1	0
Interceptions	1	0
Kickoff Returns	1	1
EXTRA POINTS Made-Attempts	4-4	1-1
Kicking Made-Attempts	4-4	1-1
FIELD GOALS Made-Attempts	2-3	0-0
RED ZONE EFFICIENCY	1-2-50%	0-0-0%
GOAL TO GO EFFICIENCY	1-1-100%	0-0-0%
SAFETIES	0	0
FINAL SCORE	34	7
TIME OF POSSESSION	34:06	25:54

Baltimore Ravens vs New York Giants
1/28/2001 at Raymond James Stadium

Ball Possession And Drive Chart

Baltimore Ravens

#	Time Recd	Time Lost	Time Poss	How Ball Obtained	Drive Began	# Play	Yds Gain	Yds Pen	Net Yds	1st Down	Last Scrm	How Given Up
1	13:43	13:02	0:41	Punt	BLT 37	3	4	0	4	0	BLT 41	Punt
2	11:02	9:55	1:07	Punt	BLT 49	3	0	5	5	0	NYG 46	Punt
3	7:35	6:50	0:45	Punt	NYG 41	2	41	0	41	1	NYG 38	Touchdown
4	4:21	2:41	1:40	Punt	BLT 28	3	4	-5	-1	0	BLT 27	Punt
5	1:25	0:18	1:07	Punt	BLT 23	3	5	0	5	0	BLT 28	Punt
6	14:41	11:22	3:19	Punt	BLT 15	6	6	0	6	1	BLT 21	Punt
7	10:36	8:24	2:12	Interception	BLT 47	4	7	5	12	2	NYG 41	Punt
8	4:09	1:41	2:28	Punt	BLT 12	7	59	0	59	1	NYG 29	Field Goal
9	0:54	0:00	0:54	Interception	BLT 5	2	21	0	21	1	BLT 24	End of Half
10	15:00	11:37	3:23	Kickoff	BLT 22	4	6	5	11	1	BLT 33	Punt
11	8:57	6:03	2:54	Interception	NYG 41	6	17	0	17	1	NYG 24	Missed FG
12	4:29	3:58	0:31	Punt	BLT 17	3	0	0	0	0	BLT 17	Punt
13	3:31	3:13	0:18	Kickoff		0	0	0	0	0		Touchdown
14	2:19	14:13	3:06	Punt	BLT 36	5	20	0	20	1	NYG 44	Punt
15	13:02	8:45	4:17	Punt	NYG 38	6	33	5	38	3	* NYG 3	Touchdown
16	8:29	5:27	3:02	Fumble	NYG 34	5	18	0	18	1	* NYG 16	Field Goal
17	4:10	1:48	2:22	Punt	BLT 30	3	2	0	2	0	BLT 32	Punt

(567) Average BLT 35

New York Giants

#	Time Recd	Time Lost	Time Poss	How Ball Obtained	Drive Began	# Play	Yds Gain	Yds Pen	Net Yds	1st Down	Last Scrm	How Given Up
1	15:00	13:43	1:17	Kickoff	NYG 21	3	0	5	5	0	NYG 26	Punt
2	13:02	11:02	2:00	Punt	NYG 13	3	1	0	1	0	NYG 14	Punt
3	9:55	7:35	2:20	Punt	NYG 1	5	18	0	18	1	NYG 19	Punt
4	6:50	4:21	2:29	Kickoff	NYG 14	3	6	0	6	0	NYG 20	Punt
5	2:41	1:25	1:16	Punt	NYG 39	3	2	0	2	0	NYG 41	Punt
6	0:18	14:41	0:37	Punt	NYG 40	3	1	0	1	0	NYG 41	Punt
7	11:22	10:36	0:46	Punt	NYG 40	2	0	10	10	2	50	Interception
8	8:24	4:09	4:15	Punt	NYG 8	9	45	5	50	3	BLT 42	Punt
9	1:41	0:54	0:47	Kickoff	NYG 28	3	43	0	43	2	BLT 29	Interception
10	11:37	8:57	2:40	Punt	NYG 21	5	6	0	6	1	NYG 27	Interception
11	6:03	4:29	1:34	Missed FG	NYG 31	3	8	0	8	0	NYG 39	Punt
12	3:58	3:49	0:09	Punt	NYG 44	1	0	0	0	0	NYG 44	Interception
13	3:49	3:31	0:18	Kickoff		0	0	0	0	0		Touchdown
14	3:13	2:19	0:54	Kickoff	NYG 25	3	0	0	0	0	NYG 25	Punt
15	14:13	13:02	1:11	Punt	NYG 8	3	-4	0	-4	0	NYG 4	Punt
16	8:45	8:29	0:16	Kickoff		0	0	0	0	0		Fumble
17	5:27	4:10	1:17	Kickoff	NYG 23	3	4	0	4	0	NYG 27	Punt
18	1:48	0:00	1:48	Punt	NYG 27	7	22	0	22	2	NYG 46	End of Game

(383) Average NYG 24

* inside opponent's 20

Time of Possession by Quarter		1st	2nd	3rd	4th	OT	Total
Visitor	Baltimore Ravens	5:20	8:53	9:25	10:28		34:06
Home	New York Giants	9:40	6:07	5:35	4:32		25:54
Kickoff Drive No.-Start Average		Ravens: 1 - BLT 22		Giants: 5 - NYG 22			

Baltimore Ravens vs New York Giants
 1/28/2001 at Raymond James Stadium
Final Defensive Statistics

Baltimore Ravens	Regular Defensive Plays											Special Teams					Misc			
	TKL	AST	COMB	SK	/YDS	TFL	QH	IN	PD	FF	FR	TKL	AST	FF	FR	BL	TKL	AST	FF	FR
R.Woodson	5	1	6	0	0	0	0	0	0	0	0	0	0	0	0	0	0	0	0	0
D.Starks	5	0	5	0	0	0	0	1	2	0	0	0	0	0	0	0	0	0	0	0
R.Lewis	3	2	5	0	0	0	0	0	4	0	0	0	0	0	0	0	0	0	0	0
K.Washington	4	0	4	1	9	1	1	0	0	0	0	0	0	0	0	0	0	0	0	0
R.Burnett	3	1	4	1	5	1	1	0	0	0	0	0	0	0	0	0	0	0	0	0
C.Harris	3	1	4	0	0	0	0	0	0	0	0	0	0	0	0	0	0	0	0	0
M.McCrary	3	0	3	2	12	1	1	0	0	1	0	0	0	0	0	0	0	0	0	0
J.Sharper	2	0	2	0	0	0	0	1	1	0	0	0	0	0	0	0	0	0	0	0
C.McAlister	1	0	1	0	0	0	0	1	1	0	0	0	0	0	0	0	0	0	0	0
J.Trapp	1	0	1	0	0	0	0	0	0	0	0	0	0	0	0	0	0	0	0	0
T.Siragusa	1	0	1	0	0	0	0	0	0	0	0	0	0	0	0	0	0	0	0	0
S.Adams	1	0	1	0	0	0	0	0	0	0	0	0	0	0	0	0	0	0	0	0
L.Dalton	1	0	1	0	0	0	0	0	0	0	0	0	0	0	0	0	0	0	0	0
K.Herring	0	0	0	0	0	0	0	1	2	0	0	0	0	0	0	0	0	0	0	0
L.Webster	0	0	0	0	0	0	0	0	1	0	0	0	0	0	0	0	0	0	0	0
O.Brigance	0	0	0	0	0	0	0	0	0	0	0	4	0	0	0	0	0	0	0	0
B.Jackson	0	0	0	0	0	0	0	0	0	0	0	1	0	0	1	0	0	0	0	0
A.Davis	0	0	0	0	0	0	0	0	0	0	0	1	0	0	0	0	0	0	0	0
R.Bailey	0	0	0	0	0	0	0	0	0	0	0	0	0	0	1	0	0	0	0	0
T.Dilfer	0	0	0	0	0	0	0	0	0	0	0	0	0	0	0	0	0	0	0	1
Total	33	5	38	4	26	3	3	4	11	1	0	11	0	1	2	0	0	0	0	1

TKL /TK=Tackle AST /AS=Assist COMB=Combined TFL=Tackles for a Loss
 QH=Quarterback Hit
 IN=Interception PD=Pass Defense FF =Forced Fumble FR=Fumble Recovery

New York Giants	Regular Defensive Plays											Special Teams					Misc			
	TKL	AST	COMB	SK	/ YDS	TFL	QH	IN	PD	FF	FR	TKL	AST	FF	FR	BL	TKL	AST	FF	FR
S.Williams	5	2	7	0	0	0	0	0	0	0	0	0	0	0	0	0	0	0	0	0
J.Sehorn	6	0	6	0	0	0	0	0	0	0	0	0	0	0	0	0	0	0	0	0
M.Barrow	6	0	6	0	0	0	0	0	0	0	0	0	0	0	0	0	0	0	0	0
M.Strahan	5	1	6	1.5	12	2	2	0	0	0	0	0	0	0	0	0	0	0	0	0
K.Hamilton	5	0	5	0	0	1	0	0	1	0	0	0	0	0	0	0	0	0	0	0
S.Garnes	5	0	5	0	0	0	0	0	0	0	0	0	0	0	0	0	0	0	0	0
R.Phillips	4	0	4	0	0	0	0	0	0	0	0	0	0	0	0	0	0	0	0	0
J.Armstead	2	1	3	0	0	0	0	0	0	0	0	0	0	0	0	0	0	0	0	0
C.Peter	2	0	2	0	0	0	0	0	0	0	0	0	0	0	0	0	0	0	0	0
C.Griffin	1	1	2	1.5	8	1	2	0	0	0	0	0	0	0	0	0	0	0	0	0
D.Thomas	1	0	1	0	0	0	0	0	0	0	0	0	0	0	0	0	0	0	0	0
E.McDaniel	1	0	1	0	0	0	0	0	0	0	0	0	0	0	0	0	0	0	0	0
C.Jones	1	0	1	0	0	0	0	0	0	0	0	0	0	0	0	0	0	0	0	0
P.Monty	0	0	0	0	0	0	0	0	0	0	0	1	0	0	0	0	0	0	0	0
R.McDonald	0	0	0	0	0	0	0	0	0	0	0	1	0	0	0	0	0	0	0	0
R.Dixon	0	0	0	0	0	0	0	0	0	0	0	1	0	0	0	0	0	0	0	0
P.Mitchell	0	0	0	0	0	0	0	0	0	0	0	0	0	0	0	0	1	0	0	0
I.Hilliard	0	0	0	0	0	0	0	0	0	0	0	0	0	0	0	0	1	0	0	0
L.Brown	0	0	0	0	0	0	0	0	0	0	0	0	0	0	0	0	0	0	0	1
Total	44	5	49	3	20	4	4	0	1	0	0	3	0	0	0	0	2	0	0	1

NYG wins toss, elects to Receive, and BLT elects to defend the North goal.

M.Stover kicks 65 yards from BLT 30 to NYG 5. R.Dixon to NYG 21 for 16 yards (O.Brigance).

New York Giants at 15:00, (1st play from scrimmage 14:50)

- 1-10-NYG 21 (14:50) PENALTY on BLT-S.Adams, Encroachment, 5 yards, enforced at NYG 21 - No Play.
- 1-5-NYG 26 (14:46) K.Collins pass incomplete to P.Mitchell.
- 2-5-NYG 26 (14:41) T.Barber right guard to NYG 26 for no gain (J.Sharper, R.Burnett).
- 3-5-NYG 26 (13:59) (Shotgun) K.Collins pass incomplete to J.Jurevicius (K.Herring).
- 4-5-NYG 26 (13:52) B.Maynard punts 37 yards to BLT 37, Center-J.Whittle, fair catch by Je.Lewis.

Baltimore Ravens at 13:43

- 1-10-BLT 37 (13:43) T.Dilfer pass to P.Holmes pushed ob at BLT 41 for 4 yards (J.Armstead).
- 2-6-BLT 41 (13:20) T.Dilfer pass incomplete to Q.Ismail. overthrown
- 3-6-BLT 41 (13:15) T.Dilfer pass incomplete to S.Sharpe. out of bounds overthrown right
- 4-6-BLT 41 (13:09) K.Richardson punts 46 yards to NYG 13, Center-J.Hudson, fair catch by T.Barber.

New York Giants at 13:02

- 1-10-NYG 13 (13:02) K.Collins sacked at NYG 8 for -5 yards (R.Burnett).
- 2-15-NYG 8 (12:33) T.Barber right end to NYG 9 for 1 yard (J.Trapp).
- 3-14-NYG 9 (11:49) (Shotgun) K.Collins scrambles right tackle to NYG 14 for 5 yards (C.Harris).
- 4-9-NYG 14 (11:10) B.Maynard punts 37 yards to BLT 49, Center-J.Whittle, downed by NYG.

Baltimore Ravens at 11:02

- 1-10-BLT 49 (11:02) Ja.Lewis up the middle to BLT 49 for no gain (J.Sehorn).
- 2-10-BLT 49 (10:21) T.Dilfer pass incomplete to Ja.Lewis. underthrown, right flat
- 3-10-BLT 49 (10:21) PENALTY on NYG-K.Hamilton, Encroachment, 5 yards, enforced at BLT 49 - No Play.
- 3-5-NYG 46 (10:16) T.Dilfer pass incomplete to P.Johnson. deep right side
- 4-5-NYG 46 (10:08) K.Richardson punts 45 yards to NYG 1, Center-J.Hudson, downed by BLT-B.Davis.

New York Giants at 9:55

- 1-10-NYG 1 (9:55) PENALTY on NYG-L.Brown, False Start, 0 yards, enforced at NYG 1 - No Play.
- 1-10-NYG 1 (9:55) K.Collins pass incomplete to I.Hilliard (R.Lewis). nearly sacked, nearly intercepted
- 2-10-NYG 1 (9:45) K.Collins pass to I.Hilliard ran ob at NYG 14 for 13 yards (R.Woodson). P1
- 1-10-NYG 14 (9:19) J.Montgomery up the middle to NYG 18 for 4 yards (R.Woodson).
- 2-6-NYG 18 (8:42) T.Barber up the middle to NYG 19 for 1 yard (K.Washington, R.Lewis).
- 3-5-NYG 19 (7:59) (Shotgun) K.Collins pass incomplete to J.Jurevicius (R.Lewis).
- 4-5-NYG 19 (7:52) B.Maynard punts 46 yards to BLT 35, Center-J.Whittle. Je.Lewis to NYG 22 for 43 yards (P.Monty).
PENALTY on BLT-C.Harris, Offensive Holding, 10 yards, enforced at NYG 31.

Baltimore Ravens at 7:35

- 1-10-NYG 41 (7:35) Ja.Lewis left tackle to NYG 38 for 3 yards (R.Phillips).
- 2-7-NYG 38 (6:57) T.Dilfer pass to B.Stokley for 38 yards, TOUCHDOWN. P1
M.Stover extra point is GOOD, Center-J.Hudson, Holder-K.Richardson.

BLT 7 NYG 0, 2 plays, 41 yards, 0:45 drive, 8:10 elapsed

M.Stover kicks 65 yards from BLT 30 to NYG 5. R.Dixon to NYG 14 for 9 yards (O.Brigance).

New York Giants at 6:50

- 1-10-NYG 14 (6:50) K.Collins pass to G.Comella to NYG 16 for 2 yards (D.Starks). right flat
- 2-8-NYG 16 (6:00) T.Barber left end to NYG 18 for 2 yards (R.Lewis).
- 3-6-NYG 18 (5:16) K.Collins scrambles to NYG 20 for 2 yards (R.Burnett).
- 4-4-NYG 20 (4:34) B.Maynard punts 42 yards to BLT 38, Center-J.Whittle. Je.Lewis MUFFS catch, touched at BLT 38, recovered by BLT-B.Jackson at BLT 28.

Baltimore Ravens at 4:21

- 1-10-BLT 28 (4:21) PENALTY on BLT-E.Mulitalo, False Start, 5 yards, enforced at BLT 28 - No Play.
- 1-15-BLT 23 (4:21) Ja.Lewis up the middle to BLT 25 for 2 yards (K.Hamilton).
- 2-13-BLT 25 (3:43) Ja.Lewis up the middle to BLT 27 for 2 yards (M.Strahan).
- 3-11-BLT 27 (3:01) T.Dilfer pass incomplete to B.Stokley. crossing to left
- 4-11-BLT 27 (2:54) K.Richardson punts 53 yards to NYG 20, Center-J.Hudson. I.Hilliard ran ob at NYG 39 for 19 yards (O.Brigance).

New York Giants at 2:41

- 1-10-NYG 39 (2:41) K.Collins pass incomplete to I.Hilliard. deep post
- 2-10-NYG 39 (2:33) K.Collins pass to T.Barber to NYG 41 for 2 yards (R.Lewis). screen right
- 3-8-NYG 41 (1:48) (Shotgun) K.Collins pass incomplete to A.Toomer. overthrown deep right
- 4-8-NYG 41 (1:40) B.Maynard punts 36 yards to BLT 23, Center-J.Whittle, downed by NYG-D.Thomas.

Baltimore Ravens at 1:25

- 1-10-BLT 23 (1:25) T.Dilfer pass incomplete to P.Johnson. Sehorn slips down, overthrown
- 2-10-BLT 23 (1:17) Ja.Lewis left tackle to BLT 28 for 5 yards (J.Armstead).
- 3-5-BLT 28 (:37) T.Dilfer pass incomplete to P.Johnson.
- 4-5-BLT 28 (:31) K.Richardson punts 44 yards to NYG 28, Center-J.Hudson. I.Hilliard to NYG 40 for 12 yards (J.Sharper).

New York Giants at 0:18

- 1-10-NYG 40 (:18) T.Barber up the middle to NYG 41 for 1 yard (T.Siragusa).

Baltimore Ravens vs New York Giants at Raymond James Stadium

END OF QUARTER

	Time	First Downs				Efficiencies		
Score	Poss	R	P	X	T	3 Down	4 Down	
Baltimore Ravens	7	5:20	0	1	0	1	0/4	0/0
New York Giants	0	9:40	0	1	0	1	0/5	0/0

New York Giants continued.

- 2-9-NYG 41 (15:00) (Shotgun) K.Collins pass incomplete to I.Hilliard. behind receiver over middle
- 3-9-NYG 41 (14:55) (Shotgun) K.Collins pass incomplete to I.Hilliard.
- 4-9-NYG 41 (14:50) B.Maynard punts 44 yards to BLT 15, Center-J.Whittle, fair catch by Je.Lewis.

Baltimore Ravens at 14:41

- 1-10-BLT 15 (14:41) Ja.Lewis up the middle to BLT 16 for 1 yard (S.Williams).
- 2-9-BLT 16 (14:03) T.Dilfer pass to B.Coates to BLT 18 for 2 yards (J.Sehorn).
- 3-7-BLT 18 (13:23) T.Dilfer pass to P.Johnson to BLT 26 for 8 yards (M.Barrow). P2
- 1-10-BLT 26 (12:41) Ja.Lewis up the middle to BLT 29 for 3 yards (M.Barrow).
- 2-7-BLT 29 (12:06) T.Dilfer pass incomplete to S.Sharpe.
- 3-7-BLT 29 (11:59) T.Dilfer sacked at BLT 21 for -8 yards (M.Strahan).
- 4-15-BLT 21 (11:32) K.Richardson punts 39 yards to NYG 40, Center-J.Hudson, downed by BLT-B.Davis.

New York Giants at 11:22

- 1-10-NYG 40 (11:22) K.Collins sacked ob at NYG 38 for -2 yards (S.Adams).
PENALTY on BLT-C.Brown, Defensive Holding, 5 yards, enforced at NYG 40 - No Play. X2
- 1-10-NYG 45 (11:01) K.Collins pass incomplete to I.Hilliard.
PENALTY on BLT-D.Starks, Illegal Contact, 5 yards, enforced at NYG 45 - No Play. X3
- 1-10-50 (10:54) K.Collins pass incomplete to R.Dixon (D.Starks).
- 2-10-50 (10:44) K.Collins pass intended for A.Toomer INTERCEPTED by J.Sharper (R.Lewis) at BLT 43. J.Sharper to BLT 47 for 4 yards.

Baltimore Ravens at 10:36

- 1-10-BLT 47 (10:36) T.Dilfer pass INTERCEPTED by J.Armstead at BLT 43. J.Armstead for 43 yards, TOUCHDOWN
NULLIFIED by Penalty.
PENALTY on NYG-K.Hamilton, Defensive Holding, 5 yards, enforced at BLT 47 - No Play. X3
- 1-10-NYG 48 (10:27) Ja.Lewis left tackle to NYG 37 for 11 yards (S.Garnes, S.Williams). R4
- 1-10-NYG 37 (9:44) Ja.Lewis left tackle to NYG 37 for no gain (S.Williams).
- 2-10-NYG 37 (9:07) T.Dilfer sacked at NYG 41 for -4 yards (C.Griffin).
- 3-14-NYG 41 (8:36) T.Dilfer pass incomplete to S.Sharpe. dropped
- 4-14-NYG 41 (8:30) K.Richardson punts 26 yards to NYG 15, Center-J.Hudson, fair catch by T.Barber.
PENALTY on NYG-R.McDonald, Offensive Holding, 7 yards, enforced at NYG 15.

New York Giants at 8:24

- 1-10-NYG 8 (8:24) K.Collins pass to A.Toomer ran ob at NYG 13 for 5 yards.
- 2-5-NYG 13 (8:11) K.Collins pass to A.Toomer to NYG 32 for 19 yards (D.Starks). P4
- 1-10-NYG 32 (7:34) J.Montgomery right guard to NYG 33 for 1 yard (R.Burnett).
- 2-9-NYG 33 (6:52) K.Collins pass to H.Cross to NYG 40 for 7 yards (R.Lewis). over middle
- 3-2-NYG 40 (6:09) PENALTY on BLT-S.Adams, Encroachment, 5 yards, enforced at NYG 40 - No Play. X5
- 1-10-NYG 45 (5:47) K.Collins pass incomplete to I.Hilliard. right sideline under pressuree
- 2-10-NYG 45 (5:39) (Shotgun) K.Collins pass to I.Hilliard to BLT 45 for 10 yards (R.Woodson). P6
- 1-10-BLT 45 (5:02) K.Collins pass incomplete to T.Barber (L.Webster).
- 2-10-BLT 45 (4:56) K.Collins sacked at NYG 46 for -9 yards (K.Washington).
- 3-19-NYG 46 (4:23) T.Barber up the middle to BLT 42 for 12 yards (C.Harris; R.Lewis). draw
- 4-7-BLT 42 (4:16) B.Maynard punts 30 yards to BLT 12, Center-J.Whittle, fair catch by Je.Lewis.

Baltimore Ravens at 4:09

- 1-10-BLT 12 (4:09) T.Dilfer pass to B.Stokley to BLT 18 for 6 yards (J.Sehorn).
- 2-4-BLT 18 (3:33) Ja.Lewis up the middle to BLT 20 for 2 yards (R.Phillips).
- 3-2-BLT 20 (2:56) T.Dilfer pass to Q.Ismail to NYG 36 for 44 yards (D.Thomas). P5
- 1-10-NYG 36 (2:08) Ja.Lewis left end to NYG 35 for 1 yard (M.Barrow).

Two-Minute Warning

- 2-9-NYG 35 (2:00) T.Dilfer pass incomplete to Q.Ismail.
- 3-9-NYG 35 (1:55) T.Dilfer pass to Je.Lewis pushed ob at NYG 29 for 6 yards (E.McDaniel). left flat
- 4-3-NYG 29 (1:48) M.Stover 47 yard field goal is GOOD, Center-J.Hudson, Holder-K.Richardson.

BLT 10 NYG 0, 7 plays, 59 yards, 2:28 drive, 13:19 elapsed

M.Stover kicks 56 yards from BLT 30 to NYG 14. R.Dixon to NYG 13 for -1 yards (B.Jackson).

PENALTY on BLT-B.Jackson, Face Mask (15 Yards), 15 yards, enforced at NYG 13.

New York Giants at 1:41, (1st play from scrimmage 1:34)

- 1-10-NYG 28 (1:34) K.Collins pass to R.Dixon to NYG 44 for 16 yards (D.Starks, R.Woodson). P7
- 1-10-NYG 44 (1:11) T.Barber right end to BLT 29 for 27 yards (R.Woodson). R8
- 1-10-BLT 29 (1:03) K.Collins pass intended for P.Mitchell INTERCEPTED by C.McAlister at BLT 1. C.McAlister to BLT 5 for 4 yards (P.Mitchell).

Baltimore Ravens at 0:54

- 1-10-BLT 5 (:54) Ja.Lewis left end pushed ob at BLT 24 for 19 yards (J.Sehorn). R6
Penalty on NYG-C.Peter, Defensive Offside, declined.
- 1-10-BLT 24 (:47) Ja.Lewis up the middle to BLT 26 for 2 yards (K.Hamilton).

END OF QUARTER

	Time	First Downs					Efficiencies	
	Score	Poss	R	P	X	T	3 Down	4 Down
Baltimore Ravens	10	8:53	2	2	1	5	2/5	0/0
New York Giants	0	6:07	1	3	3	7	0/2	0/0

BLT elects to Receive, and NYG elects to defend the North goal.

B.Daluiso kicks 65 yards from NYG 30 to BLT 5. Je.Lewis to BLT 46 for 41 yards (R.McDonald).

PENALTY on BLT-B.Coates, Offensive Holding, 10 yards, enforced at BLT 32.

Baltimore Ravens at 15:00

1-10-BLT 22 (15:00) Ja.Lewis up the middle to BLT 25 for 3 yards (J.Armstead).
PENALTY on NYG-K.Hamilton, Defensive Offside, 5 yards, enforced at BLT 22 - No Play.

1-5-BLT 27 (14:36) T.Dilfer pass to B.Stokley to BLT 35 for 8 yards (S.Garnes). P7

1-10-BLT 35 (13:40) Ja.Lewis up the middle to BLT 37 for 2 yards (C.Jones).

2-8-BLT 37 (13:00) T.Dilfer pass to Ja.Lewis to BLT 41 for 4 yards (M.Barrow).

3-4-BLT 41 (12:19) T.Dilfer sacked at BLT 33 for -8 yards (sack split by M.Strahan and C.Griffin).

4-12-BLT 33 (11:50) K.Richardson punts 50 yards to NYG 17, Center-J.Hudson. T.Barber ran ob at NYG 21 for 4 yards (J.Trapp).

New York Giants at 11:37

1-10-NYG 21 (11:37) T.Barber left tackle to NYG 23 for 2 yards (S.Adams).

2-8-NYG 23 (10:57) K.Collins scrambles up the middle to NYG 28 for 5 yards (J.Sharper).

3-3-NYG 28 (10:16) K.Collins pass to I.Hilliard to NYG 35 for 7 yards (R.Woodson). over middle P9

1-10-NYG 35 (9:40) K.Collins sacked at NYG 27 for -8 yards (M.McCrary).

2-18-NYG 27 (9:03) K.Collins pass intended for I.Hilliard INTERCEPTED by K.Herring at NYG 43. K.Herring to NYG 41 for 2 yards (I.Hilliard).

Baltimore Ravens at 8:57

1-10-NYG 41 (8:57) Ja.Lewis up the middle to NYG 36 for 5 yards (R.Phillips).

2-5-NYG 36 (8:18) Ja.Lewis up the middle to NYG 31 for 5 yards (C.Peter). R8

1-10-NYG 31 (7:39) Ja.Lewis left end to NYG 30 for 1 yard (M.Barrow).

2-9-NYG 30 (6:45) T.Banks pass incomplete to B.Stokley (K.Hamilton).

3-9-NYG 30 (6:42) P.Holmes up the middle to NYG 24 for 6 yards (S.Williams).

4-3-NYG 24 (6:06) M.Stover 41 yard field goal is No Good, Wide Left, Center-J.Hudson, Holder-K.Richardson.

New York Giants at 6:03

1-10-NYG 31 (6:03) (Shotgun) K.Collins pass to T.Barber to NYG 32 for 1 yard (C.McAlister).

2-9-NYG 32 (5:35) K.Collins pass incomplete to I.Hilliard.

3-9-NYG 32 (5:27) K.Collins pass to T.Barber to NYG 39 for 7 yards (M.McCrary).

4-2-NYG 39 (4:39) B.Maynard punts 44 yards to BLT 17, Center-J.Whittle, downed by NYG.

Baltimore Ravens at 4:29

1-10-BLT 17 (4:29) T.Dilfer pass incomplete to S.Sharpe. down middle

2-10-BLT 17 (4:22) T.Dilfer pass incomplete to P.Johnson.

3-10-BLT 17 (4:15) T.Dilfer pass incomplete to B.Stokley. nearly sacked

4-10-BLT 17 (4:11) K.Richardson punts 48 yards to NYG 35, Center-J.Hudson. T.Barber to NYG 44 for 9 yards (A.Davis).

New York Giants at 3:58

1-10-NYG 44 (3:58) K.Collins pass intended for A.Toomer INTERCEPTED by D.Starks at NYG 49. D.Starks for 49 yards, TOUCHDOWN.

Baltimore Ravens at 3:49

M.Stover extra point is GOOD, Center-J.Hudson, Holder-K.Richardson.

BLT 17 NYG 0, 0 plays, 49 yards, 0:00 drive, 11:11 elapsed

M.Stover kicks 67 yards from BLT 30 to NYG 3. R.Dixon for 97 yards, TOUCHDOWN.

New York Giants at 3:49

B.Daluiso extra point is GOOD, Center-J.Whittle, Holder-B.Maynard.

BLT 17 NYG 7, 0 plays, 97 yards, 0:18 drive, 11:29 elapsed

B.Daluiso kicks 54 yards from NYG 30 to BLT 16. Je.Lewis for 84 yards, TOUCHDOWN.

Baltimore Ravens at 3:31

M.Stover extra point is GOOD, Center-J.Hudson, Holder-K.Richardson.

BLT 24 NYG 7, 0 plays, 84 yards, 0:18 drive, 11:47 elapsed

M.Stover kicks 53 yards from BLT 30 to NYG 17. R.Dixon to NYG 25 for 8 yards (C.Harris).

New York Giants at 3:13

1-10-NYG 25 (3:13) (Shotgun) T.Barber up the middle to NYG 25 for no gain (L.Dalton).

2-10-NYG 25 (2:38) (Shotgun) K.Collins pass incomplete to P.Mitchell (R.Lewis).

3-10-NYG 25 (2:33) (Shotgun) K.Collins pass incomplete to T.Barber.

4-10-NYG 25 (2:28) B.Maynard punts 39 yards to BLT 36, Center-J.Whittle, fair catch by Je.Lewis.

Baltimore Ravens at 2:19

1-10-BLT 36 (2:19) Ja.Lewis right tackle to BLT 37 for 1 yard (S.Garnes).

2-9-BLT 37 (1:38) T.Dilfer pass to B.Coates to BLT 48 for 11 yards (S.Garnes). over middle P9

1-10-BLT 48 (:52) Ja.Lewis left end to 50 for 2 yards (J.Sehorn).

2-8-50 (:10) T.Dilfer pass to S.Sharpe to NYG 45 for 5 yards (M.Barrow).

END OF QUARTER

	Score	Time	First Downs				Efficiencies	
			R	P	X	T	3 Down	4 Down
Baltimore Ravens	24	9:25	1	2	0	3	0/3	0/0
New York Giants	7	5:35	0	1	0	1	1/3	0/0

Baltimore Ravens continued.

- 3-3-NYG 45 (15:00) (Shotgun) Je.Lewis up the middle to NYG 44 for 1 yard (K.Hamilton).
- 4-2-NYG 44 (14:21) K.Richardson punts 36 yards to NYG 8, Center-J.Hudson, fair catch by I.Hilliard.

New York Giants at 14:13

- 1-10-NYG 8 (14:13) (Shotgun) K.Collins pass incomplete to T.Barber.
- 2-10-NYG 8 (14:07) (Shotgun) K.Collins sacked at NYG 1 for -7 yards (M.McCrary). FUMBLES (M.McCrary), recovered by NYG-L.Brown at NYG 4.
- 3-14-NYG 4 (13:21) K.Collins pass incomplete to J.Jurevicius.
- 4-14-NYG 4 (13:15) B.Maynard punts 34 yards to NYG 38, Center-J.Whittle, downed by NYG-L.West.

Baltimore Ravens at 13:02

- 1-10-NYG 38 (13:02) Ja.Lewis left tackle to NYG 38 for no gain (M.Strahan).
- 2-10-NYG 38 (12:19) T.Dilfer pass to B.Coates to NYG 21 for 17 yards (R.Phillips). down middle P10
- 1-10-NYG 21 (11:32) Ja.Lewis left tackle to NYG 19 for 2 yards (J.Armstead; S.Williams).
- 2-8-NYG 19 (10:44) PENALTY on NYG-C.Griffin, Encroachment, 5 yards, enforced at NYG 19 - No Play.
- 2-3-NYG 14 (10:44) Ja.Lewis up the middle to NYG 12 for 2 yards (M.Strahan).
- 3-1-NYG 12 (9:36) Ja.Lewis up the middle to NYG 3 for 9 yards (S.Garnes). R11
- 1-3-NYG 3 (8:51) Ja.Lewis left end for 3 yards, TOUCHDOWN. R12
- Play Challenged by NYG and Upheld. (Timeout #1 at 08:45.)
- M.Stover extra point is GOOD, Center-J.Hudson, Holder-K.Richardson.

BLT 31 NYG 7, 6 plays, 38 yards, 1 penalty, 4:17 drive, 6:15 elapsed
--

M.Stover kicks 60 yards from BLT 30 to NYG 10. R.Dixon to NYG 35 for 25 yards (J.Trapp). FUMBLES (J.Trapp), RECOVERED by BLT-R.Bailey at NYG 34. R.Bailey to NYG 34 for no gain (R.Dixon).

Baltimore Ravens at 8:29

- 1-10-NYG 34 (8:29) Ja.Lewis up the middle to NYG 21 for 13 yards (J.Sehorn). R13
- 1-10-NYG 21 (7:43) Ja.Lewis left tackle to NYG 17 for 4 yards (S.Williams).
- 2-6-NYG 17 (6:56) T.Dilfer FUMBLES (Aborted) at NYG 17, and recovers at NYG 18. T.Dilfer to NYG 18 for no gain (M.Strahan).
- 3-7-NYG 18 (6:13) Ja.Lewis up the middle to NYG 16 for 2 yards (K.Hamilton).
- 4-5-NYG 16 (5:33) M.Stover 34 yard field goal is GOOD, Center-J.Hudson, Holder-K.Richardson.

BLT 34 NYG 7, 5 plays, 18 yards, 3:02 drive, 9:33 elapsed

M.Stover kicks 64 yards from BLT 30 to NYG 6. D.Washington to NYG 23 for 17 yards (O.Brigance).

New York Giants at 5:27

- 1-10-NYG 23 (5:27) (Shotgun) K.Collins pass incomplete to J.Jurevicius.
- 2-10-NYG 23 (5:10) (Shotgun) K.Collins pass incomplete to I.Hilliard. dropped
- 3-10-NYG 23 (5:02) (Shotgun) K.Collins pass to T.Barber to NYG 27 for 4 yards (D.Starks). screen
- 4-6-NYG 27 (4:24) B.Maynard punts 33 yards to BLT 40, Center-J.Whittle. Je.Lewis ran ob at NYG 48 for 12 yards. PENALTY on BLT-C.McAlister, Offensive Holding, 10 yards, enforced at BLT 40.

Baltimore Ravens at 4:10

- 1-10-BLT 30 (4:10) P.Holmes up the middle to BLT 35 for 5 yards (S.Williams).
- 2-5-BLT 35 (3:30) P.Holmes left tackle to BLT 38 for 3 yards (C.Peter).
- 3-2-BLT 38 (2:42) P.Holmes left end to BLT 32 for -6 yards (K.Hamilton).

Two-Minute Warning

- 4-8-BLT 32 (2:00) K.Richardson punts 43 yards to NYG 25, Center-J.Hudson. I.Hilliard to NYG 27 for 2 yards (C.Harris).

New York Giants at 1:48

- 1-10-NYG 27 (1:48) T.Barber up the middle to NYG 27 for no gain (K.Washington).
- 2-10-NYG 27 (1:24) (Shotgun) K.Collins pass to T.Barber to NYG 32 for 5 yards (C.Harris).
- 3-5-NYG 32 (:57) K.Collins pass to P.Mitchell to NYG 39 for 7 yards (D.Starks). P10
- 1-10-NYG 39 (:29) (Shotgun) K.Collins pass incomplete to T.Barber. nearly intercepted.
- 2-10-NYG 39 (:22) (Shotgun) K.Collins pass incomplete to R.Dixon.
- 3-10-NYG 39 (:16) (Shotgun) K.Collins pass to T.Barber pushed ob at NYG 46 for 7 yards (C.Harris).
- 4-3-NYG 46 (:10) T.Barber up the middle to NYG 49 for 3 yards (K.Washington). R11

END OF QUARTER

	Score	Time Poss	First Downs				Efficiencies	
			R	P	X	T	3 Down	4 Down
Baltimore Ravens	34	10:28	3	1	0	4	1/4	0/0
New York Giants	7	4:32	1	1	0	2	1/4	1/1

Miscellaneous Statistics Report

Baltimore Ravens vs New York Giants
1/28/2001 at Raymond James Stadium

Ten Longest Plays for Baltimore Ravens

Yards	Qtr	Play Start	Play Description
44	2	3-2-BLT 20	(2:56) T.Dilfer pass to Q.Ismail to NYG 36 for 44 yards (D.Thomas).
38	1	2-7-NYG 38	(6:57) T.Dilfer pass to B.Stokley for 38 yards, TOUCHDOWN.
19	2	1-10-BLT 5	(:54) Ja.Lewis left end pushed ob at BLT 24 for 19 yards (J.Sehorn). Penalty on NYG-C.Peter, Defensive Offside, declined.
17	4	2-10-NYG 38	(12:19) T.Dilfer pass to B.Coates to NYG 21 for 17 yards (R.Phillips). down middle
13	4	1-10-NYG 34	(8:29) Ja.Lewis up the middle to NYG 21 for 13 yards (J.Sehorn).
11	2	1-10-NYG 48	(10:27) Ja.Lewis left tackle to NYG 37 for 11 yards (S.Garnes, S.Williams).
11	3	2-9-BLT 37	(1:38) T.Dilfer pass to B.Coates to BLT 48 for 11 yards (S.Garnes). over middle
9	4	3-1-NYG 12	(9:36) Ja.Lewis up the middle to NYG 3 for 9 yards (S.Garnes).
8	2	3-7-BLT 18	(13:23) T.Dilfer pass to P.Johnson to BLT 26 for 8 yards (M.Barrow).
8	3	1-5-BLT 27	(14:36) T.Dilfer pass to B.Stokley to BLT 35 for 8 yards (S.Garnes).

Ten Longest Plays for New York Giants

Yards	Qtr	Play Start	Play Description
27	2	1-10-NYG 44	(1:11) T.Barber right end to BLT 29 for 27 yards (R.Woodson).
19	2	2-5-NYG 13	(8:11) K.Collins pass to A.Toomer to NYG 32 for 19 yards (D.Starks).
16	2	1-10-NYG 28	(1:34) K.Collins pass to R.Dixon to NYG 44 for 16 yards (D.Starks, R.Woodson).
13	1	2-10-NYG 1	(9:45) K.Collins pass to I.Hilliard ran ob at NYG 14 for 13 yards (R.Woodson).
12	2	3-19-NYG 46	(4:23) T.Barber up the middle to BLT 42 for 12 yards (C.Harris; R.Lewis). draw
10	2	2-10-NYG 45	(5:39) (Shotgun) K.Collins pass to I.Hilliard to BLT 45 for 10 yards (R.Woodson).
7	2	2-9-NYG 33	(6:52) K.Collins pass to H.Cross to NYG 40 for 7 yards (R.Lewis). over middle
7	3	3-3-NYG 28	(10:16) K.Collins pass to I.Hilliard to NYG 35 for 7 yards (R.Woodson). over middle
7	3	3-9-NYG 32	(5:27) K.Collins pass to T.Barber to NYG 39 for 7 yards (M.McCrary).
7	4	3-5-NYG 32	(:57) K.Collins pass to P.Mitchell to NYG 39 for 7 yards (D.Starks).

Touchdown Scoring Information

		Offense	Defense	Special Teams
VISITOR:	Baltimore Ravens	2	1	1
HOME:	New York Giants	0	0	1

SUPER BOWL XXV

NATIONAL FOOTBALL LEAGUE GAME SUMMARY

NFL (C) Copyright 1991 by The National Football League. All rights reserved. This summary and play-by-play is for the express purpose of assisting media in their coverage of the game; any other use of this material is prohibited without the written permission of the National Football League.

DATE: 01/27/91 Day of Week: Sunday Starting Time: 6:19 PM EST

VISITOR: Buffalo Bills VS HOME: New York Giants
AT Tampa Stadium, Tampa, Florida

Played outdoors on turf: GRASS
Game Weather: Mostly cloudy, temps dropping to the mid 60's.
Temp: 71 Wind: SE 5 mph

OFFICIALS Referee: Jerry Seeman (70)	Umpire: Art Demmas (78)
Line Judge: Dick McKenzie (41)	Side Judge: Larry Nemmers (20)
Head Linesman: Sid Semon (109)	Back Judge: Banks Williams (99)
Field Judge: Jack Vaughan (93)	Replay Official: Mark Burns

LINEUPS

Buffalo Bills		New York Giants	
OFFENSE	DEFENSE	OFFENSE	DEFENSE
WR 80 J.Lofton	LE 96 L.Seals	WR 82 M.Ingram	LE 77 E.Dorsey
LT 69 W.Wolford	NT 91 J.Wright	LT 76 J.Elliot	NT 74 E.Howard
LG 51 J.Ritcher	RE 78 B.Smith	LG 66 W.Roberts	RE 70 L.Marshall
C 67 K.Hull	LOLB 97 C.Bennett	C 65 B.Oates	LOLB 58 C.Banks
RG 65 J.Davis	LILB 58 S.Conlan	RG 60 E.Moore	LILB 99 S.DeOssie
RT 75 H.Ballard	RILB 50 R.Bentley	RT 72 D.Riesenberg	RILB 52 P.Johnson
TE 84 K.McKeller	ROLB 56 D.Talley	TE 89 M.Bavaro	ROLB 56 L.Taylor
WR 83 A.Reed	LCB 47 K.Jackson	WR 85 S.Baker	LCB 25 M.Collins
QB 12 J.Kelly	RCB 37 N.Odomes	QB 15 J.Hostetler	RCB 28 E.Walls
RB 41 J.Mueller	SS 46 L.Smith	RB 44 M.Carthon	SS 47 G.Jackson
RB 34 T.Thomas	FS 38 M.Kelso	RB 24 O.Anderson	FS 29 M.Guyton
----- SUBSTITUTIONS -----		----- SUBSTITUTIONS -----	
P 10 R.Tuten, K 11 S.Norwood, QB 14 F.Reich, S 22 J.Hagy, RB 23 K.Davis, CB 27 C.Hicks, RB-KR 30 D.Smith, CB 31 J.Williams, RB 35 C.Gardner, S 45 D.Drane, LB 54 C.Bailey, G 59 M.Frerotte, C 63 A.Lingner, DE 73 M.Lodish, G-T 74 G.Parker, WR-KR 85 A.Edwards, TE 87 B.Rolle, TE 88 P.Metzelaars, WR 89 S.Tasker, NT 92 G.Baldinger, DE 94 M.Pike, LB 99 H.Garner		P 5 S.Landeta, K 9 M.Bahr, CB 21 R.Thompson, RB 22 L.Rouson, CB 23 P.Williams, S 26 D.Duerson, RB 30 D.Meggett, RB 34 L.Tillman, S 43 D.Whitmore, CB 46 R.Brown, LB 51 B.Abrams, LB 55 G.Reasons, LB 57 L.McGrew, C-G 59 B.Williams, G 61 B.Kratch, DE 73 J.Washington, TE 80 R.Mrosko, WR 81 S.Robinson, WR 84 T.Kyles, TE 87 H.Cross, DE 93 M.Fox, LB 98 J.Cooks	
----- DID NOT PLAY -----		----- DID NOT PLAY -----	
QB 7 G.Gilbert		QB 6 M.Cavanaugh	
----- NOT ACTIVE -----		----- NOT ACTIVE -----	
CB 29 D.Pool, LB 57 M.Monger		G-T 64 T.Rehder	

----- FIELD GOALS (made() & missed) -----

S.Norwood (23) 47WR	M.Bahr (28) (21)
---------------------	------------------

	QTR1	QTR2	QTR3	QTR4	-OT-	TOTAL
VISITOR Buffalo Bills	3	9	0	7		19
HOME New York Giants	3	7	7	3		20

Team	Qtr	Elapsed Time	SCORING PLAY	-- SCORE --	
				Visitor	Home
GIANTS	1	7:46	M.Bahr 28 yd. Field Goal (11-58,6:15)	0	3
BILLS	1	9:09	S.Norwood 23 yd. Field Goal (6-66,1:23)	3	3
BILLS	2	2:30	D.Smith 1 yd. run (S.Norwood,kick)(12-80,4:27)	10	3
BILLS	2	6:33	J.Hostetler sacked by B.Smith for a SAFETY	12	3
GIANTS	2	14:35	S.Baker 14 yd. pass from J.Hostetler (M.Bahr,kick)(10-87,3:24)	12	10
GIANTS	3	9:29	O.Anderson 1 yd. run (M.Bahr,kick)(14-75,9:29)	12	17
BILLS	4	0:08	T.Thomas 31 yd. run (S.Norwood,kick)(4-63,1:27)	19	17
GIANTS	4	7:40	M.Bahr 21 yd. Field Goal (14-74,7:32)	19	20

Attendance: 73813

Time: 3:19

Buffalo Bills vs New York Giants
01/27/91 at Tampa Stadium

FINAL TEAM STATISTICS

	VISITOR BILLS	HOME GIANTS
TOTAL FIRST DOWNS	18	24
By Rushing	8	10
By Passing	9	13
By Penalty	1	1
THIRD DOWN EFFICIENCY	1-8-13%	9-16-56%
FOURTH DOWN EFFICIENCY	0-0-0%	0-1-0%
TOTAL NET YARDS	371	386
Total Offensive Plays (inc. times thrown passing)	56	73
Average gain per offensive play	6.6	5.3
NET YARDS RUSHING	166	172
Total Rushing Plays	25	39
Average gain per rushing play	6.6	4.4
NET YARDS PASSING	205	214
Times thrown - yards lost attempting to pass	1-7	2-8
Gross yards passing	212	222
PASS ATTEMPTS-COMPLETIONS-HAD INTERCEPTED	30-18-0	32-20-0
Average gain per pass play (inc. # thrown passing)	6.6	6.3
KICKOFFS Number-In End Zone-Touchbacks	4-1-1	6-0-0
PUNTS Number and Average	6-38.8	4-43.8
Had Blocked	0	0
FGs - PATs Had Blocked	0-0	0-0
TOTAL RETURN YARDAGE (Not Including Kickoffs)	0	37
No. and Yards Punt Returns	0-0	2-37
No. and Yards Kickoff Returns	6-114	3-48
No. and Yards Interception Returns	0-0	0-0
PENALTIES Number and Yards	6-35	5-31
FUMBLES Number and Lost	1-0	0-0
TOUCHDOWNS	2	2
Rushing	2	1
Passing	0	1
Returns	0	0
EXTRA POINTS Made-Attempts	2-2	2-2
FIELD GOALS Made-Attempts	1-2	2-2
SAFETIES	1	0
FINAL SCORE	19	20
TIME OF POSSESSION	19:27	40:33

BU wins toss, elects to receive, and NY elects to defend the North goal.
 M.Bahr kicks 51 yards from NY35 to BU14, D.Smith ret. to BU34 for 20 yards (M.Bahr).

Buffalo Bills at 15:00

- 1-10-BU34 J.Kelly pass incomplete to A.Reed. Right side midfield.
- 2-10-BU34 J.Kelly pass to A.Reed to BU38 for 4 yards (G.Jackson). Over the middle.
- 3-6-BU38 J.Kelly pass to A.Reed to BU43 for 5 yards (G.Jackson, E.Howard).
- 4-1-BU43 R.Tuten punts 46 yards to NY11. D.Meggett ret. to NY31 for 20 yards (R.Tuten).

New York Giants at 13:29

- 1-10-NY31 O.Anderson left side to NY31 for no gain (J.Wright).
BU-D.Talley PENALIZED 5 yards for Offside. No Play
- 1-5-NY36 D.Meggett right side to NY40 for 4 yards (C.Bennett).
- 2-1-NY40 M.Carthon up middle to NY43 for 3 yards (R.Bentley). R1
- 1-10-NY43 J.Hostetler pass to H.Cross, pushed out of bounds at BU44 for 13 yards (L.Smith). P2
Penalty declined on BU-N.Odomes, Holding.
- 1-10-BU44 D.Meggett left end to BU34 for 10 yards (L.Smith, M.Kelso). R3
- 1-10-BU34 J.Hostetler pass incomplete to M.Bavaro. Near goal line right hash.
- 2-10-BU34 D.Meggett left side to BU31 for 3 yards (S.Conlan).
- 3-7-BU31 J.Hostetler (shotgun) pass to M.Ingram, pushed out of bounds at BU15 for 16 yards P4
 (D.Talley). Caught at BU25 over the middle.
- 1-10-BU15 O.Anderson right end to BU12 for 3 yards (S.Conlan).
- 2-7-BU12 J.Hostetler right end to BU11 for 1 yards (L.Seals).
- 3-6-BU11 J.Hostetler (shotgun) pass incomplete to M.Ingram (C.Hicks). In end zone left side.
- 4-6-BU11 M.Bahr 28 yard field goal is GOOD. Holder-J.Hostetler.

===== BU 0 NY 3, 11 plays, 58 yards, 1 penalty, 6:15 drive, 7:46 elapsed =====

M.Bahr kicks 60 yards from NY35 to BU5, D.Smith ret. to BU29 for 24 yards (L.Rouson).

Buffalo Bills at 7:14

Official time out at 7:04.

- 1-10-BU29 T.Thomas up middle to BU31 for 2 yards (R.Thompson).
- 2-8-BU31 J.Kelly pass to J.Loftern, P-OOB at NY8 for 61 (E.Walls). Tipped by P.Williams and into Lofton's P1
 hands.
- 1-8-NY8 J.Kelly pass incomplete to K.McKeller.
- 2-8-NY8 T.Thomas (shotgun) left guard to NY5 for 3 yards (E.Howard).
- 3-5-NY5 J.Kelly pass incomplete to T.Thomas (E.Walls).
- 4-5-NY5 S.Norwood 23 yard field goal is GOOD. Holder-F.Reich.

===== BU 3 NY 3, 6 plays, 66 yards, 1:23 drive, 9:09 elapsed =====

S.Norwood kicks 70 yards from BU35 to NY-5, D.Meggett Touchback.

New York Giants at 5:45 (kickoff time 5:51)

- 1-10-NY20 O.Anderson left side to NY25 for 5 yards (B.Smith).
- 2-5-NY25 J.Hostetler left end to NY30 for 5 yards (C.Bennett). R5
- 1-10-NY30 D.Meggett right end to NY33 for 3 yards (D.Talley, J.Wright).
- 2-7-NY33 J.Hostetler pass to S.Baker to BU50 for 17 yards (M.Kelso). Tipped by Cross #87. P6
- 1-10-BU50 O.Anderson up middle to BU46 for 4 yards (L.Seals).
- 2-6-BU46 J.Hostetler pass incomplete to S.Baker.
- 3-6-BU46 J.Hostetler (shotgun) pass incomplete to D.Meggett (D.Talley). Over the middle.
- 4-6-BU46 S.Landeta punts 46 yards to BU0, Center-S.DeOssie, TOUCHBACK. Bounced into endzone.

Buffalo Bills at 1:57

Official time out at 1:57.

- 1-10-BU20 T.Thomas left guard to BU23 for 3 yards (E.Howard).
- 2-7-BU23 J.Kelly pass to A.Reed to BU34 for 11 yards (R.Thompson). P2
- 1-10-BU34 J.Kelly pass to A.Reed to BU38 for 4 yards (R.Thompson).
- 2-6-BU38 *BU-J.Ritcher PENALIZED 5 yards for False Start. No Play*
- 2-11-BU33 J.Kelly (shotgun) pass to A.Reed to NY47 for 20 yards (M.Collins, E.Walls). P3
- 1-10-NY47 T.Thomas (shotgun) left end to NY41 for 6 yards (G.Reasons).

END OF QUARTER	Score	Time	First	Downs	Efficiencies
==== Quarter Summary ====		Poss	R	P	X T 3Down 4Down
Buffalo Bills	3	4:51	0	3	0 3 0/2 0/0
New York Giants	3	10:09	3	3	0 6 1/3 0/0

Buffalo Bills continued.

- 2-4-NY41 J.Kelly pass to T.Thomas to NY28 for 13 yards (C.Banks). Injury to Thomas. P4
- 1-10-NY28 K.Davis right side to NY25 for 3 yards (E.Howard).
- 2-7-NY25 J.Kelly (shotgun) pass to A.Reed, pushed out of bounds at NY16 for 9 yards (M.Collins). P5
- 1-10-NY16 T.Thomas right side to NY13 for 3 yards (J.Washington).
- 2-7-NY13 J.Kelly pass to K.McKeller to NY8 for 5 yards (M.Guyton). X6
NY- PENALIZED 4 yards for Personal Foul.
- New York Giants time out at 13:14.
- 1-4-NY4 J.Mueller up middle to NY1 for 3 yards (L.Taylor).
The play was reviewed and the decision stands as called.
- 2-1-NY1 D.Smith right side for 1 and TOUCHDOWN. R7
 S.Norwood extra point is GOOD. Holder-F.Reich.

==== BU 10 NY 3, 12 plays, 80 yards, 1 penalty, 4:27 drive, 2:30 elapsed =====

S.Norwood kicks 55 yards from BU35 to NY10, D.Duerson ret. to NY32 for 22 yards (S.Tasker).

New York Giants at 12:21 (kickoff time 12:30)

- 1-10-NY32 J.Hostetler left end, pushed out of bounds at NY34 for 2 yards (N.Odomes).
- 2-8-NY34 O.Anderson left side to NY36 for 2 yards (J.Wright).
- 3-6-NY36 J.Hostetler (shotgun) pass incomplete to T.Kyles. Pressure by Seals.
- 4-6-NY36 S.Landeta punts 37 yards to BU27, Center-S.DeOssie. Fair catch A.Edwards.

Buffalo Bills at 10:52

Official time out at 10:52.

- 1-10-BU27 T.Thomas left end to BU41 for 14 yards (E.Walls). R8
- 1-10-BU41 T.Thomas left side to BU45 for 4 yards (P.Johnson).
- 2-6-BU45 J.Kelly (shotgun) pass incomplete to A.Reed (M.Guyton). Right side.
- 3-6-BU45 *NY-E.Howard PENALIZED 5 yards for Encroachment. No Play*
- 3-1-NY50 J.Kelly (shotgun) pass incomplete to A.Reed. Over the middle.
- 4-1-NY50 R.Tuten punts 43 yards to NY7. Fair catch D.Meggett.

New York Giants at 9:38

Official time out at 9:38.

- 1-10-NY7 J.Hostetler pass to O.Anderson to NY14 for 7 yards (K.Jackson).
- 2-3-NY14 O.Anderson up middle to NY17 for 3 yards (R.Bentley).
NY-B.Oates PENALIZED 7 yards for Holding. No Play
- 2-10-NY7 J.Hostetler sacked in the end zone for -7 (B.Smith). SAFETY. QB tripped over Anderson backing up.
BU-B.Smith PENALIZED 5 yards for Excessive Celebration.

==== BU 12 NY 3 SAFETY, 6:33 elapsed =====

S.Landeta (free kick) kicks 60 yards from NY25 to BU15, A.Edwards ret. to BU30 for 15 yards (L.Rouson).

Buffalo Bills at 8:18 (kickoff time 8:27)

- 1-10-BU30 J.Kelly pass incomplete to A.Reed. At NY40 right side.
- 2-10-BU30 J.Kelly (shotgun) pass incomplete to K.McKeller. Over the middle.
- 3-10-BU30 J.Kelly (shotgun) pass incomplete to K.McKeller.
- 4-10-BU30 R.Tuten punts 47 yards to NY23, Center-A.Lingner. Fair catch D.Meggett.

New York Giants at 7:53

- 1-10-NY23 O.Anderson left side to NY26 for 3 yards (J.Wright).
- 2-7-NY26 O.Anderson left guard to NY30 for 4 yards (G.Baldinger).
- 3-3-NY30 J.Hostetler pass incomplete (L.Seals). Batted down by Seals at line of scrimmage.
- 4-3-NY30 S.Landeta punts 54 yards to BU16, Center-S.DeOssie. Fair catch A.Edwards.

Buffalo Bills at 6:19

- 1-10-BU16 T.Thomas right side to BU34 for 18 yards (M.Guyton). R9
- 1-10-BU34 T.Thomas right guard to BU38 for 4 yards (E.Howard, C.Banks).
- 2-6-BU38 J.Kelly pass to T.Thomas to BU48 for 10 yards (M.Collins). P10
- 1-10-BU48 J.Kelly pass to T.Thomas, pushed out of bounds at NY44 for 8 yards (G.Jackson).
- 2-2-NY44 J.Kelly (shotgun) pass incomplete to J.Lofton. Near goal line left side.
- 3-2-NY44 *BU-W.Wolford PENALIZED 5 yards for False Start. No Play*
- 3-7-NY49 J.Kelly (shotgun) pass to A.Reed to NY44 for 5 yards (C.Banks).
- 4-2-NY44 R.Tuten punts 31 yards to NY13, Center-A.Lingner. Fair catch D.Meggett.

New York Giants at 3:49

- 1-10-NY13 J.Hostetler pass to M.Bavaro to NY19 for 6 yards (S.Conlan).
- 2-4-NY19 O.Anderson L guard to NY37 for 18 (M.Kelso). Anderson back in after suffering from a sore neck in previous series. R7
- 1-10-NY37 J.Hostetler pass to M.Ingram, ran out of bounds at BU41 for 22 yards (N.Odomes). P8
- 1-10-BU41 D.Meggett left end to BU24 for 17 yards (L.Smith, M.Kelso). R9
 Official time out at 1:55.
- 1-10-BU24 J.Hostetler pass incomplete to M.Carthon.
- 2-10-BU24 (1:50) J.Hostetler pass to M.Carthon to BU21 for 3 yards (S.Conlan).
 New York Giants time out at 1:13. # 2.
- 3-7-BU21 J.Hostetler pass to H.Cross to BU14 for 7 yards (C.Bennett). P10
- 1-10-BU14 (:39) J.Hostetler pass incomplete (C.Bennett). Pass batted down by C.Bennett at the line.
- 2-10-BU14 (:35) J.Hostetler pass incomplete to S.Baker. In the end zone.
- 3-10-BU14 (:30) J.Hostetler (shotgun) pass to S.Baker for 14 and TOUCHDOWN. In end zone left side. P11
 M.Bahr extra point is GOOD. Center-S.DeOssie. Holder-J.Hostetler.

==== BU 12 NY 10, 10 plays, 87 yards, 3:24 drive, 14:35 elapsed =====

M.Bahr kicks 61 from NY35 to BU4, D.Smith ret. to BU5 for 1. D.Smith FUMBLES, and recovers at BU6.

D.Smith to BU13 for 9 return yards (L.Tillman).

Buffalo Bills at 0:20 (kickoff time 0:25)

- 1-10-BU13 (:20) J.Kelly to BU12 for -1 yards.

END OF QUARTER	Score	Time	First	Downs	Efficiencies
==== Quarter Summary ====		Poss	R	P	X T 3Down 4Down
Buffalo Bills	12	7:13	3	3	1 7 0/3 0/0
New York Giants	10	7:47	2	3	0 5 2/4 0/0

Buffalo Bills vs New York Giants
01/27/91 at Tampa Stadium

FIRST HALF SUMMARY

PERIOD SCORES		TIME OF POSSESSION	
Visitor	3 9 = 12	Visitor	12:04
Home	3 7 = 10	Home	17:56

Team	Qtr	Elapsed Time	SCORING PLAY	-- SCORE --	
				Visitor	Home
GIANTS	1	7:46	M.Bahr 28 yd. Field Goal (11-58,6:15)	0	3
BILLS	1	9:09	S.Norwood 23 yd. Field Goal (6-66,1:23)	3	3
BILLS	2	2:30	D.Smith 1 yd. run (S.Norwood,kick)(12-80,4:27)	10	3
BILLS	2	6:33	J.Hostetler sacked by B.Smith for a SAFETY	12	3
GIANTS	2	14:35	S.Baker 14 yd. pass from J.Hostetler (M.Bahr,kick)(10-87,3:24)	12	10

	VISITOR BILLS	HOME GIANTS
TOTAL FIRST DOWNS	10	11
First Downs Rushing-Passing-by Penalty	3-6-1	5-6-0
Third Down Efficiency	0-5-0%	3-7-43%
Total Net Yards	218	185
Total Offensive Plays	34	35
Net Yards Rushing	63	87
Net yards passing	155	98
Gross yards passing	155	105
Times thrown - yards lost attempting to pass	0-0	1-7
Pass Attempts-Completions-Had Intercepted	21-12-0	18-9-0
Punts-Number and Average	4-41.8	3-45.7
Penalties-Number and Yards	4-20	3-16
Fumbles-Number and Lost	1-0	0-0

Buffalo Bills							New York Giants								
RUSHING	ATT	NET YRDS	AVG	LONG	TD		RUSHING	ATT	NET YRDS	AVG	LONG	TD			
						GAIN							GAIN		
T.Thomas	9	57	6.3	18			D.Meggett	5	37	7.4	17				
K.Davis	1	3	3.0	3			M.Carthon	1	3	3.0	3				
J.Mueller	1	3	3.0	3			O.Anderson	7	39	5.6	18				
D.Smith	1	1	1.0	1	1		J.Hostetler	3	8	2.7	5				
J.Kelly	1	-1	-1.0	-1											
Total	13	63	4.8	18	1		Total	16	87	5.4	18	0			
PASSING	ATT	CMP	YDS	TKD/YD	TD	LG	IN	PASSING	ATT	CMP	YDS	TKD/YD	TD	LG	IN
J.Kelly	21	12	155			61		J.Hostetler	18	9	105	1/7	1	22	
Total	21	12	155	0/0	0	61	0	Total	18	9	105	1/7	1	22	0
PASS RECEIVING	NO	YARDS	LONGEST	TD			PASS RECEIVING	NO	YARDS	LONGEST	TD				
A.Reed	7	58	20				H.Cross	2	20	13					
J.Lofton	1	61	61				M.Ingram	2	38	22					
T.Thomas	3	31	13				S.Baker	2	31	17	1				
K.McKeller	1	5	5				O.Anderson	1	7	7					
							M.Bavaro	1	6	6					
							M.Carthon	1	3	3					
Total	12	155	61	0			Total	9	105	22	1				

S.Norwood kicks 56 yards from BU35 to NY9, D.Meggett ret. to NY25 for 16 yards (C.Gardner).

New York Giants at 14:51 (kickoff time 15:00)

- 1-10-NY25 J.Hostetler pass incomplete to H.Cross.
- 2-10-NY25 NY-B.Kratch PENALIZED 5 yards for False Start. No Play
- 2-15-NY20 J.Hostetler pass to D.Meggett to NY27 for 7 yards (N.Odomes). Caught at NY15 left side.
- 3-8-NY27 J.Hostetler (shotgun) pass to D.Meggett to NY38 for 11 (N.Odomes). Caught at NY30 over the middle. P12
- 1-10-NY38 D.Meggett left end to NY42 for 4 yards (R.Bentley).
- 2-6-NY42 O.Anderson right guard to NY47 for 5 yards (L.Seals, R.Bentley).
- 3-1-NY47 O.Anderson left end to BU29 for 24 yards (M.Kelso, C.Bennett). R13
- 1-10-BU29 M.Carthon left end to BU24 for 5 yards (J.Wright).
- 2-5-BU24 D.Meggett right end, pushed out of bounds at BU9 for 15 yards (M.Kelso).
NY-M.Bavaro PENALIZED 10 yards for Holding. No Play
- 2-15-BU34 J.Hostetler up middle to BU32 for 2 yards (J.Wright). Scramble.
- 3-13-BU32 J.Hostetler (shotgun) pass to M.Ingram to BU18 for 14 yards (J.Williams). Over the middle. P14
- 1-10-BU18 O.Anderson up middle to BU13 for 5 yards (M.Lodish).
- 2-5-BU13 D.Meggett right end to BU12 for 1 yards (C.Bennett, K.Jackson).
- 3-4-BU12 J.Hostetler pass to H.Cross, pushed out of bounds at BU3 for 9 yards (L.Smith). P15
- 1-3-BU3 O.Anderson up middle to BU1 for 2 yards (L.Smith).
- 2-1-BU1 O.Anderson left side for 1 and TOUCHDOWN. R16
 M.Bahr extra point is GOOD. Center-S.DeOssie. Holder-J.Hostetler.

===== BU 12 NY 17, 14 plays, 75 yards, 9:29 drive, 9:29 elapsed =====

M.Bahr kicks 58 yards from NY35 to BU7, A.Edwards ret. to BU40 for 33 yards (M.Bahr).

Buffalo Bills at 5:21 (kickoff time 5:31)

Official time out at 5:21.

- 1-10-BU40 T.Thomas left guard to BU48 for 8 yards (L.Taylor).
- 2-2-BU48 J.Kelly up middle to NY47 for 5 yards (G.Jackson). Scramble. R11
- 1-10-NY47 T.Thomas right guard to NY45 for 2 yards (G.Reasons).
- 2-8-NY45 J.Kelly pass incomplete to A.Reed (G.Jackson).
BU-A.Reed PENALIZED 10 yards for Offensive Pass Interference. No Play
- 2-18-BU45 J.Kelly pass incomplete to A.Edwards.
Penalty declined on BU-J.Davis, Holding.
- 3-18-BU45 J.Kelly (shotgun) sacked at BU38 for -7 (L.Marshall).
- 4-25-BU38 R.Tuten punts 20 yards, out of bounds at NY42, Center-A.Lingner.

New York Giants at 3:42

Official time out at 3:42.

- 1-10-NY42 J.Hostetler pass to H.Cross to BU48 for 10 yards (N.Odomes). P17
- 1-10-BU48 J.Hostetler pass incomplete to S.Baker.
BU-N.Odomes PENALIZED 5 yards for Holding. No Play X18
- 1-10-BU43 O.Anderson right side to BU43 for no gain (S.Conlan).
- 2-10-BU43 J.Hostetler sacked at BU44 for -1 (J.Wright).
- 3-11-BU44 J.Hostetler (shotgun) pass to M.Ingram, pushed out of bounds at BU35 for 9 yards (L.Smith).
- 4-2-BU35 O.Anderson left side to BU37 for -2 yards (B.Smith).

Buffalo Bills at 1:19

Official time out at 1:19.

- 1-10-BU37 J.Kelly pass to T.Thomas to BU46 for 9 yards (E.Howard).
- 2-1-BU46 J.Kelly (shotgun) pass to K.Davis to NY50 for 4 yards (G.Reasons). P12
- 1-10-NY50 J.Kelly (shotgun) pass to K.Davis to NY31 for 19 yards (G.Reasons, P.Williams). P13

END OF QUARTER	Score	Time	First	Downs	Efficiencies		
==== Quarter Summary ====		Poss	R	P	X	T	3Down 4Down
Buffalo Bills	12	3:08	1	2	0	3	0/1 0/0
New York Giants	17	11:52	2	4	1	7	4/5 0/1

Buffalo Bills continued.

1-10-NY31 T.Thomas (shotgun) up middle for 31 and TOUCHDOWN. Broke two tackles. R14
 S.Norwood extra point is GOOD. Holder-F.Reich.

===== BU 19 NY 17, 4 plays, 63 yards, 1:27 drive, 0:08 elapsed =====
 Official time out at 14:52.

S.Norwood kicks 52 yards from BU35 to NY13, D.Meggett ret. to NY23 for 10 yards (J.Mueller).

New York Giants at 14:43 (kickoff time 14:52)

1-10-NY23 O.Anderson up middle to NY26 for 3 yards (L.Seals).
 2-7-NY26 J.Hostetler pass incomplete to M.Ingram. At BU45 right side. Pressure by J.Wright.
 3-7-NY26 J.Hostetler (shotgun) pass to M.Bavaro, pushed out of bounds at NY43 for 17 yards (S.Conlan). P19
 1-10-NY43 O.Anderson right side to BU50 for 7 yards (K.Jackson).
 2-3-BU50 M.Carthon up middle to BU46 for 4 yards (G.Baldinger). R20
 1-10-BU46 J.Hostetler pass to M.Bavaro to BU27 for 19 yards (L.Smith). Over the middle at BU32. M.Bavaro P21
 injured right shoulder, but will continue to play.
 1-10-BU27 J.Hostetler pass to M.Ingram to BU14 for 13 yards (L.Smith). P22
 Official time out at 10:57. Injured player L.Smith got poked in the eye, will return.
 1-10-BU14 O.Anderson left end to BU10 for 4 yards (D.Drane, D.Talley).
 2-6-BU10 J.Hostetler pass to M.Bavaro to BU9 for 1 yards (S.Conlan).
 New York Giants time out at 10:57. # 1.
 3-5-BU9 D.Meggett right end to BU3 for 6 yards (R.Bentley). R23
 1-3-BU3 O.Anderson left end to BU7 for -4 yards (J.Wright).
 2-7-BU7 O.Anderson up middle to BU3 for 4 yards (C.Bailey).
 3-3-BU3 J.Hostetler pass incomplete to O.Anderson (C.Bennett). Batted down by C.Bennett.
 4-3-BU3 M.Bahr 21 yard field goal is GOOD. Center-S.DeOssie. Holder-J.Hostetler.

===== BU 19 NY 20, 14 plays, 74 yards, 7:32 drive, 7:40 elapsed =====

M.Bahr kicks 58 yards from NY35 to BU7, D.Smith ret. to BU20 for 13 yards (R.Brown).

Buffalo Bills at 7:11 (kickoff time 7:20)

1-10-BU20 T.Thomas (shotgun) right end to BU24 for 4 yards (M.Collins).
 2-6-BU24 J.Kelly (shotgun) pass to T.Thomas to BU39 for 15 yards (M.Collins). Right sideline. P15
 1-10-BU39 J.Kelly (shotgun) right end to BU40 for 1 yards (P.Johnson).
 2-9-BU40 K.Davis (shotgun) left side to BU41 for 1 yards (L.Marshall).
 3-8-BU41 J.Kelly (shotgun) pass incomplete to A.Edwards (P.Williams).
 4-8-BU41 R.Tuten punts 46 yards to NY13, Center-A.Lingner. D.Meggett ret. to NY30 for 17 yards (S.Tasker).

New York Giants at 5:25

1-10-NY30 O.Anderson left side to NY35 for 5 yards (C.Bailey, D.Talley).
 2-5-NY35 O.Anderson up middle to NY44 for 9 yards (S.Conlan, C.Bailey). R24
 1-10-NY44 D.Meggett right end to NY44 for no gain (M.Lodish).
 Buffalo Bills time out at 3:33. # 1.
 2-10-NY44 J.Hostetler pass to M.Bavaro to BU49 for 7 yards (M.Kelso).
 New York Giants time out at 2:41. # 2.
 3-3-BU49 J.Hostetler (shotgun) up middle to BU48 for 1 yards (L.Seals).
 Buffalo Bills time out at 2:22. # 2.
 4-2-BU48 S.Landeta punts 38 yards to BU10, Center-S.DeOssie. Fair catch A.Edwards.

Buffalo Bills at 2:16

1-10-BU10 J.Kelly (shotgun) up middle to BU18 for 8 yards (P.Johnson). Scramble.
 Official time out at 2:00.
 2-2-BU18 J.Kelly (shotgun) up middle to BU19 for 1 yards (E.Howard). Scramble.
 3-1-BU19 (1:48) T.Thomas (shotgun) left side to BU41 for 22 yards (C.Banks). R16
 1-10-BU41 (1:20) J.Kelly pass to A.Reed to BU45 for 4 yards (G.Reasons).
 2-6-BU45 (1:02) J.Kelly to NY46 for 9 yards (G.Reasons). R17
 Buffalo Bills time out at 0:48. # 3.
 1-10-NY46 J.Kelly (shotgun) pass to K.McKeller to NY40 for 6 yards (R.Thompson).
The play was reviewed and the decision stands as called.
 Official time out at 0:29. For review.
 2-4-NY40 T.Thomas (shotgun) right end to NY29 for 11 yards (M.Collins). R18
 1-10-NY29 (:09) J.Kelly pass incomplete. To kill clock.
 New York Giants time out at 0:08. # 3.
 2-10-NY29 (:08) S.Norwood 47 yard field goal is No good, wide right. Center-A.Lingner. Holder-F.Reich.

New York Giants at 0:04

Official time out at 0:04. Crowd on the field.

1-10-NY30 J.Hostetler to NY29 for -1 yards.

END OF GAME	Score	Time	First	Downs	Efficiencies
===== Quarter Summary =====		Poss	R	P	X T 3Down 4Down
Buffalo Bills	19	4:15	4	1	0 5 1/2 0/0
New York Giants	20	10:45	3	3	0 6 2/4 0/0

Buffalo Bills vs New York Giants
01/27/91 at Tampa Stadium

DEFENSIVE STATISTICS

Buffalo Bills

New York Giants

	TACKLE	SACKS	INTERCP	FF	F	B	B	B
	ASSISTS	YDSLOST	PASS-DEF	R	F	P	X	
C.Hicks	—	—	—	—	—	—	—	1
J.Williams	1	—	—	—	—	—	—	—
N.Odomes	5	—	—	—	—	—	—	—
M.Kelso	4	2	—	—	—	—	—	—
D.Drane	1	—	—	—	—	—	—	—
L.Smith	8	—	—	—	—	—	—	—
K.Jackson	2	1	—	—	—	—	—	—
R.Bentley	3	1	—	—	—	—	—	—
C.Bailey	2	1	—	—	—	—	—	—
D.Talley	2	2	—	—	—	—	—	1
S.Conlan	8	—	—	—	—	—	—	—
M.Lodish	2	—	—	—	—	—	—	—
B.Smith	3	—	1.0	7.0	—	—	—	—
J.Wright	6	1	1.0	1.0	—	—	—	—
G.Baldinger	2	—	—	—	—	—	—	—
L.Seals	5	—	—	—	—	—	—	1
C.Bennett	4	1	—	—	—	—	—	2
SPECIAL TEAMS								
R.Tuten	1	—	—	—	—	—	—	—
D.Smith	—	—	—	—	—	—	—	1
C.Gardner	1	—	—	—	—	—	—	—
J.Mueller	1	—	—	—	—	—	—	—
S.Tasker	2	—	—	—	—	—	—	—

	TACKLE	SACKS	INTERCP	FF	F	B	B	B
	ASSISTS	YDSLOST	PASS-DEF	R	F	P	X	
R.Thompson	4	—	—	—	—	—	—	—
P.Williams	—	1	—	—	—	—	—	1
M.Collins	6	—	—	—	—	—	—	—
E.Walls	2	1	—	—	—	—	—	1
M.Guyton	2	—	—	—	—	—	—	1
G.Jackson	4	—	—	—	—	—	—	—
P.Johnson	3	—	—	—	—	—	—	—
G.Reasons	6	—	—	—	—	—	—	—
L.Taylor	2	—	—	—	—	—	—	—
C.Banks	3	1	—	—	—	—	—	—
L.Marshall	2	—	1.0	7.0	—	—	—	—
J.Washington	1	—	—	—	—	—	—	—
E.Howard	6	1	—	—	—	—	—	—
SPECIAL TEAMS								
M.Bahr	2	—	—	—	—	—	—	—
L.Rouson	2	—	—	—	—	—	—	—
L.Tillman	1	—	—	—	—	—	—	—
R.Brown	1	—	—	—	—	—	—	—

FF - Forced Fumbles
FR - Fumbles Recovered
BF - Blocked Field Goals
BP - Blocked Punts
BX - Blocked Extra Points

Buffalo Bills vs New York Giants
01/27/91 at Tampa Stadium

BALL POSSESSION AND DRIVE CHART

Buffalo Bills

NO	TIME RECD	TIME LOST	TIME POSS	HOW BALL OBTAINED	DRIVE BGN	NO PLAY	YDS GAIN	YDS PEN	NET YDS	1ST DOWN	BALL LOST	HOW GIVEN UP
1	15:00	13:29	1:31	Kickoff	BU34	3	9	0	9	0	BU43	Punt
2	7:14	5:51	1:23	Kickoff	BU29	6	66	0	66	1	*NY5	Field Goal
3	1:57	12:30	4:27	Punt	BU20	12	81	-1	80	6		TD
4	10:52	9:38	1:14	Punt	BU27	4	18	5	23	1	NY50	Punt
5	8:27	7:53	0:34	Kickoff	BU30	3	0	0	0	0	BU30	Punt
6	6:19	3:49	2:30	Punt	BU16	6	45	-5	40	2	NY44	Punt
7	0:25	0:00	0:25	Kickoff	BU13	1	-1	0	-1	0	BU12	Half
8	5:31	3:42	1:49	Kickoff	BU40	5	8	-10	-2	1	BU38	Punt
9	1:19	14:52	1:27	Downs	BU37	4	63	0	63	3		TD
10	7:20	5:25	1:55	Kickoff	BU20	5	21	0	21	1	BU41	Punt
11	2:16	0:04	2:12	Punt	BU10	9	61	0	61	3	NY29	Missed FG

Average BU25

New York Giants

NO	TIME RECD	TIME LOST	TIME POSS	HOW BALL OBTAINED	DRIVE BGN	NO PLAY	YDS GAIN	YDS PEN	NET YDS	1ST DOWN	BALL LOST	HOW GIVEN UP
1	13:29	7:14	6:15	Punt	NY31	11	53	5	58	4	*BU11	Field Goal
2	5:51	1:57	3:54	Kickoff	NY20	7	34	0	34	2	BU46	Punt
3	12:30	10:52	1:38	Kickoff	NY32	3	4	0	4	0	NY36	Punt
4	9:38	8:27	1:11	Punt	NY7	2	0	-7	-7	0	NY0	Safety
5	7:53	6:19	1:34	Punt	NY23	3	7	0	7	0	NY30	Punt
6	3:49	0:25	3:24	Punt	NY13	10	87	0	87	5		TD
7	15:00	5:31	9:29	Kickoff	NY25	14	90	-15	75	5		TD
8	3:42	1:19	2:23	Punt	NY42	5	16	5	21	2	BU37	Downs
9	14:52	7:20	7:32	Kickoff	NY23	14	74	0	74	5	*BU3	Field Goal
10	5:25	2:16	3:09	Punt	NY30	5	22	0	22	1	BU48	Punt
11	0:04	0:00	0:04	Missed FG	NY30	1	-1	0	-1	0	NY29	Game

Average NY25

* if ball lost inside the 20

Time of Possession by Quarter	1ST	2ND	3RD	4TH	OT	TOTAL
VISITOR Buffalo Bills	4:51	7:13	3:08	4:15		19:27
HOME New York Giants	10:09	7:47	11:52	10:45		40:33

Kickoff Drive No.-Start Average BILLS: 6-BU28 GIANTS: 4-NY25

SUPER BOWL XXV

DATE 27 January 1991

PERFORMANCE BY DOWN

AT Tampa Stadium

NEW YORK GIANTS

VS.

BUFFALO BILLS

FIRST DOWN PLAYS -- YARDS GAINED

TEAM: NEW YORK GIANTS

Qtr.	ALL PLAYS					RUSHING PLAYS					PASSING PLAYS				
	No.	Total Gain	Avg. Gain	First Downs	Turn-overs	No.	Total Gain	Avg. Gain	First Downs	Turn-overs	No.	Total Gain	Avg. Gain	First Downs	Turn-overs
1	8	42	5.3	2	0	6	29	4.8	1	0	2	13	6.5	1	0
2	8	57	7.1	2	0	3	22	7.3	1	0	5	35	7.0	1	0
3	7	26	3.7	1	0	5	16	3.2	0	0	2	10	5.0	1	0
4	9	46	5.1	2	0	7	14	2.0	0	0	2	32	16.0	2	0
OT															
TOTAL	32	171	5.3	7	0	21	81	3.9	2	0	11	90	8.2	5	0

TEAM: BUFFALO BILLS

Qtr.	ALL PLAYS					RUSHING PLAYS					PASSING PLAYS				
	No.	Total Gain	Avg. Gain	First Downs	Turn-overs	No.	Total Gain	Avg. Gain	First Downs	Turn-overs	No.	Total Gain	Avg. Gain	First Downs	Turn-overs
1	6	15	2.5	0	0	3	11	3.7	0	0	3	4	1.3	0	0
2	10	56	5.6	2	0	8	48	6.0	2	0	2	8	4.0	0	0
3	4	38	9.5	1	0	2	10	5.0	0	0	2	28	14.0	1	0
4	7	54	7.7	1	0	4	44	11.0	1	0	3	10	3.3	0	0
OT															
TOTAL	27	163	6.0	4	0	17	113	6.6	3	0	10	50	5.0	1	0

THIRD DOWN CONVERSION SUMMARY

TEAM: NEW YORK GIANTS

TEAM:

BUFFALO BILLS

No.	Yard Line	To Go	Type of Play*	Player(s)	R. Suit	FD	Comments
1	B31	7	P	HUSTETTER-INGRAM	No	1	
2	B11	6	P	INGRAM	-	-	FG on 4th DN
3	B46	6	P	ING MEGGETT	-	-	PUNT
4	G36	6	P	ING ROBINSON	-	-	PUNT
5	G30	3	P	ING (BATTED DOWN)	-	-	PUNT
E	B21	7	P	HUSTETTER-CROSS	7	2	
7	B14	10	P	HUSTETTER-BAKER	14	3	TD
8	G27	8	P	HUSTETTER-MEGGETT	11	4	
9	G47	1	R	ANDERSON	24	5	
10	B32	13	P	HUSTETTER-INGRAM	14	6	
11	B12	4	P	HUSTETTER-CROSS	9	7	
12	B44	11	P	HUSTETTER-INGRAM	9	-	
13	G26	7	P	HUSTETTER-BAYARD	17	8	
14	B9	5	R	MEGGETT	6	9	
15	B3	3	P	(BATTED DOWN)	-	-	FG on 4th DN
16	B49	3	R	HUSTETTER	1	-	
17							
18							
19							
20							
21							
22							
23							
24							

No.	Yard Line	To Go	Type of Play*	Player(s)	R. Suit	FD	Comments
1	B38	6	P	Kelly to Tuten	5		PUNT on 4th
2	G5	5	P	ING THOMAS	-	-	FG on 4th DN
3	B50	1	P	ING REED	-	-	PUNT
4	B30	10	P	ING MCKELLAR	-	-	PUNT
5	G49	7	P	Kelly-Reed	5		PUNT
E	B45	18	SACK	by Marshall	-7	-	PUNT
7	B41	8	P	ING EDWARDS	-	-	PUNT
8	B19	1	R	THOMAS	22	1	
9							
10							
11							
12							
13							
14							
15							
16							
17							
18							
19							
20							
21							
22							
23							
24							

*Type of Play: R-Rush; P-Pass

Third Down Summary: 9 of 16 -- 56%
(Does not include FDs by penalty)

*Type of Play: R-Rush; P-Pass

Third Down Summary: 1 of 8 -- 12.5%
(Does not include FDs by penalty)

SUPER BOWL XXI NATIONAL FOOTBALL LEAGUE GAME SUMMARY



Copyright © 1986 by The National Football League. All rights reserved. This summary and play-by-play is for the express purpose of assisting media in their coverage of the game; any other use of this material is prohibited without the written permission of the National Football League.

LIBRARY
PRO FOOTBALL HALL OF FAME

DATE Jan. 25, 1987 DAY OF WEEK Sunday STARTING TIME 3:13:13 p.m.

VISITOR DENVER BRONCOS VS. HOME NEW YORK GIANTS AT PASADENA ROSE BOWL

WEATHER Sunny TEMPERATURE 76° WIND AND DIRECTION West 2--5

OFFICIALS REFEREE Jerry Markbreit UMPIRE Bob Boylston LINE JUDGE Bob Beeks

LINESMAN Terry Gierke BACK JUDGE Jim Poole FIELD JUDGE Pat Mallette SIDE JUDGE Gil Mace

DENVER		VISITOR		LINEUPS				HOME		NEW YORK	
OFFENSE		DEFENSE		OFFENSE		DEFENSE		OFFENSE		DEFENSE	
WR 82 VANCE JOHNSON	LE 61 ANDRE TOWNSEND	WR 86 LIONEL MANUEL	LE 75 GEORGE MARTIN	LT 60 BRAD BENSON	NT 64 JIM BURT	LG 67 BILLY ARD	RE 70 LEONARD MARSHALL	C 65 BART OATES	LOLB 58 CARL BANKS	RG 61 CHRIS GODFREY	LILB 55 GARY REASONS
LT 70 DAVE STUDDARD	NT 71 GREG KRAGEN	RT 63 KARL NELSON	RILB 53 HARRY CARSON	LG 54 KEITH BISHOP	RE 75 RULON JONES	TE 89 MARK BAVARO	ROLB 56 LAWRENCE TAYLOR	RT 76 KEN LANIER	LILB 55 GARY REASONS	WR 81 STACY ROBINSON	LCB 34 ELVIS PATTERSON
C 64 BILLY BRYAN	LOLB 50 JIM RYAN	TE 81 STEVE WATSON	RCB 31 MIKE HARDEN	RG 63 MARK COOPER	LILB 77 KARL MECKLENBURG	QB 7 JOHN ELWAY	SS 48 KENNY HILL	TE 88 CLARENCE KAY	RILB 53 HARRY CARSON	RB 20 JOE MORRIS	SS 48 KENNY HILL
RG 63 MARK COOPER	LILB 77 KARL MECKLENBURG	RB 23 SAMMY WINDER	FS 43 STEVE FOLEY	RT 76 KEN LANIER	RILB 98 RICKY HUNLEY	RB 47 GERALD WILLHITE	FS 27 HERB WELCH	TE 88 CLARENCE KAY	ROLB 56 LAWRENCE TAYLOR	RB 20 JOE MORRIS	SS 48 KENNY HILL
RT 76 KEN LANIER	RILB 98 RICKY HUNLEY	RB 47 GERALD WILLHITE		TE 88 CLARENCE KAY	ROLB 57 TOM JACKSON			WR 81 STEVE WATSON	LCB 34 ELVIS PATTERSON	RB 44 MAURICE CARTHON	FS 27 HERB WELCH
TE 88 CLARENCE KAY	ROLB 57 TOM JACKSON			WR 81 STEVE WATSON	LCB 20 LOUIS WRIGHT			QB 7 JOHN ELWAY	RCB 23 PERRY WILLIAMS		
WR 81 STEVE WATSON	LCB 20 LOUIS WRIGHT			QB 7 JOHN ELWAY	RCB 31 MIKE HARDEN			RB 23 SAMMY WINDER	SS 49 DENNIS SMITH		
QB 7 JOHN ELWAY	RCB 31 MIKE HARDEN			RB 23 SAMMY WINDER	SS 49 DENNIS SMITH			RB 47 GERALD WILLHITE	FS 43 STEVE FOLEY		
RB 23 SAMMY WINDER	SS 49 DENNIS SMITH										
RB 47 GERALD WILLHITE	FS 43 STEVE FOLEY										

SUBSTITUTIONS

2 Mike Horan, 3 Rich Karlis, 8 Gary Kubiak, 22 Tony Lilly, 30 Steve Sewell, 33 Gene Lang, 35 Ken Bell, 36 Mark Haynes, 45 Steve Wilson, 48 Randy Robbins, 52 Ken Woodard, 55 Rick Dennison, 59 Darren Comeaux, 62 Mike Freeman, 69 Tony Colorito, 73 Simon Fletcher, 74 Dan Rensberg, 80 Mark Jackson, 84 Clint Sampson, 85 Joey Hackett, 87 Bobby Micho, 89 Orson Mobley, 90 Freddy Gilbert

SUBSTITUTIONS

2 Raul Allegre, 5 Sean Landeta, 17 Jeff Rutledge, 22 Lee Rouson, 24 Ottis Anderson, 25 Mark Collin, 28 Tom Flynn, 30 Tony Galbreath, 46 Greg Lasker, 51 Robbie Jones, 52 Pepper Johnson, 54 Andy Headen, 57 Byron Hunt, 59 Brian Johnston, 66 William Roberts, 68 Damian Johnson, 74 Erik Howard, 77 Eric Dorsey, 78 Jerome Sally, 80 Phil McConkey, 84 Zeke Mowatt, 87 Solomon Miller, 88 Bobby Johnson

Everyone played DID NOT PLAY Everyone played

KARLIS 2 for 4 (48, 23 wide R, 34 wide R, 29) FIELD GOALS (Made & Missed) ALLEGRE 1 for 1 (21)

		1	2	3	4	OT	TOTAL
VISITOR	DENVER BRONCOS	10	0	0	10		20
HOME	NEW YORK GIANTS	7	2	17	13		39

TEAM	PERIOD	ELAPSED TIME	SCORING PLAY	Drive, Time	SCORE	
					VISITOR	HOME
DEN	1	4:09	FG KARLIS 48	(8-45, 4:09)	3	0
NY	1	9:33	MOWATT 6 pass from SIMMS (ALLEGRE kick)	(9-78, 5:24)	3	7
DEN	1	12:54	ELWAY 4 run (KARLIS kick)	(6-58, 3:21)	10	7
NY	2	12:14	SAFETY--Elway sacked by MARTIN	(3--(-)15, 0:47)	10	9
NY	3	4:52	BAVARO 13 pass from SIMMS (ALLEGRE kick)	(8-63, 4:52)	10	16
NY	3	11:06	FG ALLEGRE 21	(9-32, 5:07)	10	19
NY	3	14:36	MORRIS 1 run (ALLEGRE kick)	(5-68, 2:14)	10	26
NY	4	4:04	McCONKEY 6 pass from SIMMS (ALLEGRE kick)	(6-52, 3:50)	10	33
DEN	4	8:59	FG KARLIS 28	(13-73, 4:55)	13	33
NY	4	10:42	ANDERSON 2 run (kick wide)	(5-46, 2:43)	13	39
DEN	4	12:54	V. JOHNSON 47 pass from ELWAY (KARLIS kick)	(5-69, 1:12)	20	39

ATTENDANCE 101,063 (TICKETS DISTRIBUTED _____; UNUSED _____) TIME 3:25

DENVER BRONCOS (AFC)

(Visitor)

VS.

NEW YORK GIANTS (NFC)

(Home)

SUPER BOWL ~~XXI~~Date JANUARY 25, 1987At: ROSE BOWL - PASADENA, CALIF.

FINAL TEAM STATISTICS

	VISITOR <u>DENVER</u>	HOME <u>NEW YORK</u>
TOTAL FIRST DOWNS	<u>23</u>	<u>24</u>
BY RUSHING	<u>5</u>	<u>10</u>
BY PASSING	<u>16</u>	<u>13</u>
BY PENALTY	<u>2</u>	<u>1</u>
THIRD DOWN EFFICIENCY	<u>7-14-50%</u>	<u>6-12-50%</u>
FOURTH DOWN EFFICIENCY	<u>0-0-0%</u>	<u>1-2-50%</u>
TOTAL NET YARDS	<u>372</u>	<u>399</u>
TOTAL OFFENSIVE PLAYS (Inc. times thrown passing)	<u>64</u>	<u>64</u>
AVERAGE GAIN PER OFFENSIVE PLAY	<u>5.8</u>	<u>6.2</u>
NET YARDS RUSHING	<u>52</u>	<u>136</u>
TOTAL RUSHING PLAYS	<u>19</u>	<u>38</u>
AVERAGE GAIN PER RUSHING PLAY	<u>2.7</u>	<u>3.6</u>
NET YARDS PASSING	<u>320</u>	<u>263</u>
TIMES THROWN—YARDS LOST ATTEMPTING TO PASS	<u>4-32</u>	<u>1-5</u>
GROSS YARDS PASSING	<u>352</u>	<u>268</u>
PASS ATTEMPTS—COMPLETIONS—HAD INTERCEPTED	<u>41-26-1</u>	<u>25-22-0</u>
AVERAGE GAIN PER PASS PLAY (Inc. times thrown passing)	<u>7.1</u>	<u>10.1</u>
PUNTS—NUMBER AND AVERAGE	<u>2-41.0</u>	<u>3-46.0</u>
HAD BLOCKED	<u>0</u>	<u>0</u>
TOTAL RETURN YARDAGE	<u>93</u>	<u>71</u>
NO. AND YARDS PUNT RETURNS	<u>1-9</u>	<u>1-25</u>
NO. AND YARDS KICKOFF RETURNS	<u>5-84</u>	<u>4-53</u>
NO. AND YARDS INTERCEPTION RETURNS	<u>0-0</u>	<u>1-(-7)</u>
PENALTIES—NUMBER AND YARDS	<u>4-28</u>	<u>6-48</u>
FUMBLES—NUMBER AND LOST	<u>2-0</u>	<u>0-0</u>
TOUCHDOWNS	<u>2</u>	<u>5</u>
RUSHING	<u>1</u>	<u>2</u>
PASSING	<u>1</u>	<u>3</u>
RETURNS	<u>0</u>	<u>0</u>
EXTRA POINTS MADE—ATTEMPTS	<u>2-2</u>	<u>4-5</u>
FIELD GOALS MADE—ATTEMPTS	<u>2-4</u>	<u>1-1</u>
TIME OF POSSESSION	<u>25:21</u>	<u>34:39</u>

FIRST QUARTER

DENVER BRONCOS vs. NEW YORK GIANTS

FIRST QUARTER

SUPER BOWL...ROSE BOWL

Sunday, January 25, 1987

DENVER.....DB

NEW YORK.....NY

WEATHER: Sunny TEMPERATURE: Mid 70s WIND: Light 5-8 MPH

DENVER won the toss and will receive and defend the South goal
NEW YORK will kickoff and defend the North goal

* denotes shotgun

Allegre kicks off to DB 1, Land returns 23 (Flint, Hunt)

DENVER BALL AT 14:50

1-10 DB 24 Elway scrambles left for 10 (Carson) FD 1r

1-10 DB 34 Winder on delay up middle for 1 (Marshall)

2-9 DB 35 Willhite around right end for 2 (Banks)

3-7 DB 37 * Elway pass over middle for M. Jackson for 24 (Collins) FD 2p

1-10 NY 39 Elway pass over middle for Winder for 5 (Reasons)

2-5 NY 34 Winder over right guard for 3 (Banks)

3-2 NY 31 Winder stopped at line for no gain (Banks)

4-2 NY 31 TIMEOUT: NEW YORK #1 10:56

Kubiak holding, Karlis kicks 48 yard FIELD GOAL at 10:51

BRONCOS DROVE 45 YARDS IN 8 PLAYS DRIVE TIME 4:09

SCORE: DENVER 3, NEW YORK 0

Karlis kicks off to NY 4, Rouson returns 18 (Dennison, Bell)

NEW YORK BALL AT 10:41

1-10 NY 22 Simms pass over middle for Manuel for 17 (Wright) FD 1p

1-10 NY 39 Simms pass right for Bavaro for 9 (Smith)

2-1 NY 48 Morris around right end for 11 (Foley) FD 2r

1-10 DB 41 Simms pass right for Morris for 2 (Ryan, Wright)

2-8 DB 39 Morris around left end for 11, BUT

PENALTY: New York HOLDING (Bavaro) 10 YARDS

2-18 DB 49 Morris on delay up middle for 8 (Foley)

3-10 DB 41 * Simms pass left for Robinson for 18 (Wilson) FD 3p

1-10 DB 23 Morris around right guard for no gain (Henley, Mecklenberg)

2-10 DB 23 Simms pass over middle for Bavaro for 17 (Foley,Robbins) FD 4p

1-G DB 6 Simms pass over middle for Mowatt for 6 yard TOUCHDOWN at 5:27 FD 5p

Rutledge holding, Allegre kicks PAT

GIANTS DROVE 78 YARDS IN 9 PLAYS DRIVE TIME 5:24

SCORE: NEW YORK 7, DENVER 3

Allegre kicks off to DB 14, Bell returns left for 28(Flynn)

DENVER BALL AT 5:14

1-10 DB 42 Elway pass left for Winder for 14 (Carson) FD 3p

1-10 NY 44 Elway pass right for Mobley for 11 (Carson,Patterson) FD 4p

1-10 NY 33 Elway dump pass for Winder for 9 (Carson)

PENALTIES: New York PERSONAL FOUL (Carson-late hit 12 YARDS/1st) FD 5pe

UNSPORTSMANLIKE CONDUCT (Taylor-throwing pen flag 6 YARDS/1st) FD 6pe

1-G NY 6 TIMEOUT: DENVER #1 3:37

Sewell around right end for loss of 3 (Patterson,Taylor)

2-G NY 9 * Elway pass over middle for Johnson for 5 (Reasons)

3-G NY 4 * Elway on QB sneaklike-draw for 4 yard TOUCHDOWN at 2:06 FD 7r

BRONCOS DROVE 58 YARDS IN 6 PLAYS (+2 pen) DRIVE TIME 3:21

SCORE: DENVER 10, NEW YORK 7 ///Kubiak holding, Karlis kicks PAT///

Karlis kicks off to NY 7, Rouson returns 16 (Robbins)

NEW YORK BALL AT 1:57

1-10 NY 23 Simms screen pass right for Morris for 7 (Townsend)

2-3 NY 30 Morris over left tackle for 4 (Woodard, Lilly) FD 6r

1-10 NY 34 Anderson stopped running left for loss of 1 (Ryan)

SCORE AT THE END OF THE FIRST QUARTER: Denver 10, New York 7

TIME OF POSSESSION: Denver 7:30 New York 7:30

THIRD DOWN EFFICIENCY: Denver 2-3 New York 1-1

DENVER.....DB

Sunday, January 25, 1987

NEW YORK.....NY

NEW YORK BALL AT 15:00

- 2-11 NY 33 Morris around left end for 8 (Lilly)
- 3-3 NY 41 * Simms pass over middle incomplete for McConkey, falls @ DB 45
- 4-3 NY 41 Landeta punts to DB endzone, no return Punt of 59

DENVER BALL AT 14:00

- 1-10 DB 20 Lang around right end stopped for loss of 2 (Taylor)
- 2-12 DB 18 Elway pass left incomplete for Mobley @ DB 28
- 3-12 DB 18 * Elway scrambles, pass over middle for Johnson for 54 (Welch) FD 8p
- 1-10 NY 28 Elway screen pass left for Winder for 6 (Williams)
- 2-4 NY 22 Elway pass left incomplete for Willhite @ NY 25
- 3-4 NY 22 * Elway pass over middle for Mobley for 6 (Welch) FD 9p
- 1-10 NY 16 Lang up middle for 4 (P.Johnson)
- 2-6 NY 12 Elway pass right for Lang for 4 (Patterson)
- 3-2 NY 8 * Elway pass right for Sewell for 7 (Hill) FD 10p
- 1-G NY 1 Elway scrambles, runs for loss of 1 (Taylor)
- 2-G NY 2 Willhite up middle stopped for no gain (Carson)
- 3-G NY 2 Winder stopped running left for loss of 4 (Banks)
- 4-G NY 6 Kubiak holding, Karlis kicks 23 yard field goal--wide right 7:40

NEW YORK BALL AT 7:40

- 1-10 NY 20 Simms pass over middle for Bavaro for 12 (Smith) FD 7p
- 1-10 NY 32 Simms pass right for Robinson for 8 (Hunley)
- 2-2 NY 40 Carthon up middle for 1 (Jones)
- 3-1 NY 41 Morris up middle for 4 (Haynes) FD 8r
- 1-10 NY 45 Simms pass right for Carthon for 1 (Woodard)
- 2-9 NY 46 Morris up middle for 1 (Gilbert,Ryan)
- 3-8 NY 47 * Simms pass left incomplete for Robinson @ DB 48
- 4-8 NY 47 Landeta punts to DB 15, Willhite fair catch Punt of 38

DENVER BALL AT 3:33

- 1-10 DB 15 Elway SACKED BY MARSHALL LOSS OF 2
- 2-12 DB 13 Elway pass over middle incomplete for Kay @ DB 29
(Play was reviewed and UPHELD)
- 3-12 DB 13 * Elway SACKED BY MARTIN FOR LOSS OF 13 AND SAFETY (2:46)
SCORE: DENVER 10, NEW YORK 9

Horan on free kick from DB 20, to NY 28, Flynn loses 3 on return (Micho)

NEW YORK BALL AT 2:36

- 1-10 NY 25 Simms pass left for Morris for loss of 1 (Hunley)
- 2-11 NY 24 (2:00) Simms pass right for Carthon for 7 (Ryan)
- 3-4 NY 31 (1:20) * Simms pass over middle for Bavaro incomplete @ 50
- 4-4 NY 31 (1:16) Landeta punts to DB 28, Willhite returns 9 (Rouson) Punt of 41

DENVER BALL AT 1:05

- 1-10 DB 37 * Elway pass over middle for Sewell @ DB 45
- 2-10 DB 37 (1:01) Elway scrambles, passes cross field right for Watson for 31 (Patterson) FD11p
- 1-10 NY 32 (:52) * Elway shovel pass for Willhite for 11 (Taylor) FD 12p
- 1-10 NY 21 TIMEOUT: DENVER #2 (:43)
Elway pass right incomplete for Sewell @ NY 15
(Play was reviewed and UPHELD)
- 2-10 NY 21 (:34) * Elway pass right incomplete for V.Johnson in NY endzone, BUT
PENALTY: New York OFFSIDE (Burt) 5 YARDS
- 2-5 NY 16 (:28) * Elway pass over middle incomplete for Willhite @ NY 8
- 3-5 NY 16 (:23) * Elway pass over middle incomplete for Mobley @ NY endzone
- 4-5 NY 16 (:18) Kubiak holding, Karlis kicks 34 yard field goal wide right :13

NEW YORK BALL AT :13

- 1-10 NY 20 Simms loses 2

SCORE AT HALFTIME: DENVER 10, NEW YORK

TIME OF POSSESSION: DENVER 7:59 NEW YORK 7:01

THIRD DOWN EFFICIENCY: DENVER 2-6 NEW YORK 1-4

SUPER BOWL XXI FIRST HALF SUMMARY

DENVER BRONCOS vs. NEW YORK GIANTS JANUARY 25, 1987 PASADENA, CALIF.

VISITOR HOME DATE SITE

DENVER - VISITOR 10-0 = 10 DEN - VISITOR 15:29
NEW YORK - HOME 7-2 = 9 N.Y. - HOME 14:31

Table with columns: TEAM, PERIOD, ELAPSED TIME, SCORING PLAY, DEN. VISITOR SCORE, N.Y. HOME SCORE. Rows include DEN. 1 4:09 FG KARLIS 48 and NY 1 9:33 MOWATT 6 PASS FROM SIMMS (ALLEGRE KICK).

VISITOR DENVER HOME NEW YORK

Summary statistics table for DENVER and NEW YORK. Includes categories like TOTAL FIRST DOWNS, THIRD DOWN EFFICIENCY, TOTAL NET YARDS, NET YARDS RUSHING, NET YARDS PASSING, PASS ATTEMPTS, PUNTS, PENALTIES, FUMBLES.

VISITORS DENVER BRONCOS (AFC)

Player statistics table for DENVER BRONCOS. Columns: RUSHING (ELWAY, WINDER, WILLHITE, SEWELL, LANG), PASSING (ELWAY), PASS RECEIVING (M. JACKSON, WINDER, MOBLEY, V. JOHNSON, LANG, SEWELL, WATSON, WILLHITE).

HOME NEW YORK GIANTS (NFC)

Player statistics table for NEW YORK GIANTS. Columns: RUSHING (MORRIS, ANDERSON, CARTHON, SIMMS), PASSING (SIMMS), PASS RECEIVING (MANUEL, BAVARO, MORRIS, ROBINSON, MOWATT, CARTHON).

NEW YORK will receive and defend the North goal.

DENVER will kick and defend the South goal.

Karlis kicks off to NY 15, Rouson returns 22 (Harden)

NEW YORK BALL AT 14:51

- 1-10 NY 37 Morris around right end for 3 (Foley)
- 2-7 NY 40 Simms screen pass right for Carthon for 4 (Townsend)
- 3-3 NY 44 Morris around right end for 2 (Wright)
- 4-1 NY 46 Rutledge on QB sneak for 2 (Ryan) FD 9r
- 1-10 NY 48 Simms pass over middle for Morris for 12 (Mecklenburg) FD 10p
- 1-10 DB 40 Simms pass left for Rouson for 23 (Foley, Mecklenburg) FD 11p
- 1-10 DB 17 Morris around right end for 3 (Woodard)
- 2-7 DB 14 Simms pass right for Carthon for 1 (Wright)
- 3-6 DB 13 * Simms pass over middle for Bavaro for 13 yard TOUCHDOWN at 10:08 FD 12p
 on PAT--PENALTY: Denver OFFSIDE 5 YARDS assessed on kickoff
 Rutledge holding, Allegre kicks PAT
 GIANTS DROVE 63 YARDS IN 9 PLAYS DRIVE TIME 4:52
 SCORE: NEW YORK 16, DENVER 10

from 40--Allegre kicks off to DB endzone, out of endzone , BUT

PENALTY: New York OFFSIDE 5 YARDS (Patterson)

from 35--Allegre, on rekick, to DB 1, Lang returns 13 (Hunt)

DENVER BALL AT 9:54

- 1-10 DB 14 Elway pass over middle incomplete for Johnson @ DB 20 (Marshall tip)
- 2-10 DB 14 Elway pass over middle for Johnson for 5 (Carson)
- 3-5 DB 19 * Elway pass right incomplete for Willhite @ DB 25
- 4-5 DB 19 Horan punts to NY 39, McConkey returns 25 (Woodard) Punt of 42

NEW YORK BALL AT 9:01

- 1-10 DB 36 Morris over right tackle for 7 (Ryan)
- 2-3 DB 29 Morris around right end for loss of 2 (Woodard,Hunley)
- 3-5 DB 31 Morris around left tackle for 9 (Wilson) FD 13r
- 1-10 DB 22 Rouson up middle for 1 (Woodard)
- 2-9 DB 21 Simms pass over middle for Manuel for 9 (Wright) FD 14p
- 1-10 DB 12 Carthon over right guard for 2 (Mecklenburg)
- 2-8 DB 10 Simms scrambles up middle for 5 (Hunley, Woodard)
- 3-3 DB 5 TIMEOUT: NEW YORK #1 (4:42)
- Morris over left guard for 1 (Ryan,Jones)
- 4-2 DB 4 Rutledge holding, Allegre kicks 21 yard FIELD GOAL at 3:54
 GIANTS DROVE 32 YARDS IN 9 PLAYS DRIVE TIME 5:07
 SCORE: NEW YORK 19, DENVER 10

Allegre kicks off to DB endzone, downed by Lang

DENVER BALL AT 3:46

- 1-10 DB 20 Elway pass right incomplete for Watson @ DB 45
- 2-10 DB 20 * Elway pass over middle for Willhite for 8 (Marshall, Patterson)
- 3-2 DB 28 * Elway pass right incomplete for Mobley @ DB 30(Banks)
- 4-2 DB 28 Horan punts to NY 32, McConkey fair catch Punt of 40

NEW YORK BALL AT 2:38

- 1-10 NY 32 Morris up middle for 2 (Hunley)
- 2-8 NY 34 Simms pass right for Manuel for 17(Smith) FD 15p
- 1-10 DB 49 Morris around right end for 4 (Hunley)
- 2-6 DB 45 Simms, after pitch back from Morris, pass for McConkey for 44 (Haynes) FD 16p
- 1-G DB 1 Morris around right end for 1 yard TOUCHDOWN at :24 FD 17r
 Rutledge holding, Allegre kicks PAT
 GIANTS DROVE 68 YARDS IN 5 PLAYS DRIVE TIME 2:14
 SCORE: NEW YORK 26, DENVER 10

Allegre kicks off to DB endzone, out of endzone

DENVER BALL AT :19

- 1-10 DB 20 * Elway picks up own fumble, SACKED BY MARSHALL LOSS OF 11

SCORE AT END OF THIRD QUARTER: NEW YORK 26, DENVER 10

TIME OF POSSESSION: DENVER 2:47 NEW YORK 12:13
 THIRD DOWN EFFICIENCY: DENVER 0-2 NEW YORK 2-4 (4th D 1-1)

DENVER.....DB

SUPER BOWL XXI...ROSE BOWL

NEW YORK.....NY

Sunday, January 25, 1987

DENVER BALL AT 15:00

2-21 DB 9 PENALTY: Denver ILLEGAL PROCEDURE (Lanier)

2-25 DB Elway pass intended for Watson, intercepted by Patterson @ DB 35, returns -7
(Watson) PENALTY: New York ILLEGAL BLOCK

NEW YORK BALL AT 14:46

1-10 NY 48 Morris up middle for no gain (Jones)

2-10 NY 48 Simms pass right for Robinson for 36 (Smith, Mecklenburg)

FD 18p

1-10 DB 16 Morris around right end for 1 (Hunley)

2-9 DB 15 Simms pass right incomplete for Bavaro in DB endzone, BUT
PENALTY: Denver PASS INTEREFERENCE (Wright) 14 YARDS

FD 19pe

1-G DB 1 Morris around right end for no gain (Wright)

2-G DB 1 Simms SACKED BY GILBERT AND WOODARD LOSS OF 5

3-G DB 6 * Simms pass over middle for McConkey for 6 yard TOUCHDOWN at 10:56 FD 20p

Rutledge holding, Allegre kicks PAT PENALTY: Denver OFFSIDE 5 YARDS

GIANTS DROVE 52 YARDS IN 6 PLAYS (+1 pen) DEIVE TIME 3:50 ///ON KICKOFF

SCORE: NEW YORK 33, DENVER 10

from 40--Allegre kicks off to DB 17, Bell fumbles, Hunley recovers

DENVER BALL AT 10:48

1-10 DB 16 Elway pass right for Johnson for 10

FD 13p

1-10 DB 26 Elway pass over middle for Willhite for 4 (Banks)

2-6 DB 30 Elway pass right for M. Jackson for 16 (Banks)

FD 14p

1-10 DB 46 Elway pass over middle for Willhite for 5 (Lasker)

2-5 NY 49 Elway pass right for M. Jackson for 11 (Welch)

FD 15p

1-10 NY 38 Sewell around left end for 12 (Welch)

FD 16r

1-10 NY 26 Willhite around left end for 6 (Banks)

2-4 NY 20 Elway pass right incomplete for Kay @ NY 7

3-4 NY 20 * Elway runs up middle for 6 (Collins)

FD 17r

1-10 NY 14 Sewell around right end for loss of 5 (Banks)

2-16 NY 19 * Elway scrambles up middle, cuts right for 7 (Carson)

3-9 NY 12 * Elway runs up middle, slides for 1 (Banks)

4-7 NY 11 Kubiak holding, Karlis kicks 28 yard FIELD GOAL AT 6:01

BRONCOS DROVE 74 YARDS IN 13 PLAYS DRIVE TIME 4:55

SCORE: NEW YORK 33, DENVER 13

Karlis kicks off to DB 47, recovered by B. Johnson

NEW YORK BALL AT 5:58

1-10 DB 46 Rouson around right end for 18 (Wilson)

FD 21r

1-10 DB 28 Rouson around left tackle for 3 (Jones)

2-7 DB 25 Carthon up middle for 1 (Ryan)

3-6 DB 24 Simms on naked reverse left for 22 (Haynes, Kragen)

FD 22r

1-G DB 2 Anderson up middle for 2 yard TOUCHDOWN at 3:18

FD 23r

Rutledge holding, Allegre kicks PAT wide left

GIANTS DROVE 46 YARDS IN 5 PLAYS DRIVE TIME 2:46

SCORE: NEW YORK 39, DENVER 13

Allegre kicks off to DB 11, Bell returns 20 (Headen)

DENVER BALL AT 3:10

1-10 DB 31 * Willhite up middle for 11 (Banks, Collins)

FD 18r

1-10 DB 42 * elway pass left for Willhite for 11 (Taylor)

FD 19p

1-10 NY 47 * Elway pass left incomplete for M. Jackson

2-10 NY 47 * Elway pass over middle incomplete for Willhite

3-10 NY 47 * Elway pass over middle for Johnson for 47 yard TOUCHDOWN at 2:06

FD 20p

Kubiak holding, Karlis kicks PAT

BRONCOS DROVE 69 YARDS IN 5 PLAYS DRIVE TIME 1:12

SCORE: NEW YORK 39, DENVER 20

Karlis kicks off to DB 44, Mowatt covers ball (Micho)

NEW YORK BALL AT 2:03 Rutledge QB

1-10 DB 44 Galbreath up middle for 6 (Jones)

2-4 DB 38 (1:56) Galbreath up middle for 6 (Smith)

FD 24r

1-10 DB 32 (1:10) Rutledge falls on ball loss of 1 (Woodard)

2-11 DB 33 (1:08) TIMEOUT: DENVER #1

Galbreath up middle for 7 (Woodard) TIMEOUT: DENVER #2

3-4 DB 26 (:56) Galbreath around right end for loss of 2 (Fletcher, Ryan)

4-6 DB 28 TIMEOUT: DENVER #3 (:50) Rutledge stopped for loss of 1 (Jones, Woodard)

DENVER BALL AT :44 Kubiak QB

1-10 DB 29 Kubiak pass over middle for Sampson for 9 (Jones) PENALTY DECLINED NY DELAY

2-1 DB 38 (:29) Kubiak pass right for Sewell for 5 (Patterson)

FD 21r

1-10 DB 43 (:24) Kubiak pass left for Watson for 23 (

FD 22p

1-10 NY 34 (:16) Kubiak pass left for Sampson for 11

FD 23p

1-10 NY 23 (:08) Kubiak SACKED BY DORSEY LOSS OF 6

FINAL SCORE: NEW YORK 39, DENVER 20

FINAL
DEFENSIVE STATISTICS

VISITORS: BRONCOS

HOME: GIANTS

PLAYER	TKL	AST	SCK/YDS	I	PDF	F	BLK	PLAYER	TKL	AST	SCK/YDS	I	PDF	F	BLK
BELL	0	1	0.0	0.0	0	0	0	CARSON	7	0	0.0	0.0	0	0	0
DENNISON	0	1	0.0	0.0	0	0	0	FLYNN	2	0	0.0	0.0	0	0	0
WRIGHT	5	0	0.0	0.0	0	0	0	HUNT	1	1	0.0	0.0	0	0	0
SMITH	5	0	0.0	0.0	0	0	0	MARSHALL	4	0	2.0	13.0	0	1	0
FOLEY	5	0	0.0	0.0	0	0	0	COLLINS	2	1	0.0	0.0	0	0	0
RYAN	6	3	0.0	0.0	0	0	0	BANKS	10	0	0.0	0.0	0	1	0
WILSON	3	0	0.0	0.0	0	0	0	REASONS	2	0	0.0	0.0	0	0	0
MECKLENBURG	2	3	0.0	0.0	0	0	0	PATTERSON	3	2	0.0	0.0	1	0	0
HUNLEY	7	1	0.0	0.0	0	0	0	TAYLOR	4	1	0.0	0.0	0	0	0
ROBBINS	1	1	0.0	0.0	0	0	0	WELCH	4	0	0.0	0.0	0	0	0
TOWNSEND	2	1	0.0	0.0	0	0	0	P. JOHNSON	2	0	0.0	0.0	0	0	0
LILLY	1	1	0.0	0.0	0	0	0	HILL	1	0	0.0	0.0	0	0	0
WOODARD	8	3	0.5	2.5	0	0	0	WILLIAMS	1	0	0.0	0.0	0	0	0
JONES	4	2	0.0	0.0	0	0	0	MARTIN	1	0	1.0	13.0	0	0	0
HAYNES	3	0	0.0	0.0	0	0	0	ROUSON	1	0	0.0	0.0	0	0	0
GILBERT	1	1	0.5	2.5	0	0	0	LASKER	1	0	0.0	0.0	0	0	0
HARDEN	1	0	0.0	0.0	0	0	0	HEADEN	1	0	0.0	0.0	0	0	0
MICHO	2	0	0.0	0.0	0	0	0	JONES	1	0	0.0	0.0	0	0	0
HACKETT	0	0	0.0	0.0	0	0	0	DORSEY	1	0	1.0	6.0	0	0	0
WATSON	1	0	0.0	0.0	0	0	0								
KRAGEN	0	2	0.0	0.0	0	0	0								
FLETCHER	1	0	0.0	0.0	0	0	0								
TOTALS	58	20	1.0	3.0	0	0	0	TOTALS	49	6	4.0	32.0	1	2	0

OFFENSIVE FUMBLES RECOVERED : ELWAY, HUNLEY

FORCED FUMBLES: MARTIN

KEY
 TKL = TACKLES
 AST = ASSISTED TACKLES
 SCK = # OF SACKS
 YDS = SACK YARDS
 I = INTERCEPTIONS
 PDF = PASSES DEFENSED
 F = FUMBLES RECOVERED
 BLK = KICKS BLOCKED

BALL POSSESSION AND DRIVE CHART

DATE: JANUARY 25, 1987 AT: ROSE BOWL - PASADENA, CA VISITING TEAM DENVER BRONCOS (AFC) vs. HOME TEAM NEW YORK GIANTS (NFC)

CHART FOR NEW YORK GIANTS

NO.	Quarter	Time Ball Received	Time Ball Lost	Time Ball Held	How Ball Obtained	Yards if Returned	Start of Drive	Number Plays Held	Total Yards Gained	Yards in Penalty (+ or -)	Net Drive Yards	Number 1st Downs	Where Ball Lost	HOW GIVEN UP											
														TD	FG	FG Missed	Punt	Punt Blocked	Intercept. Pass	Fumble	Lost on Downs	Other			
1	1	10:51	5:27	5:24	KO	18	NY-22	9	88	-10	78	5	DB-60AL	6											
2	1	2:06	14:00	3:06	KO	16	NY-23	5	18	-	18	1	NY-41				59								
3	2	7:40	3:33	4:07	MISSED FG	-	NY-20	7	27	-	27	2	NY-47				38								
4	2	2:46	1:05	1:41	FREE KICK	-3	NY-25	3	6	-	6	0	NY-31				41								
5	2	:13	:00	:13	PAISED FG	-	NY-20	1	-2	-	-2	0	NY-18										END OF HALF		
6	3	15:00	10:08	4:52	KO	22	NY-37	9	63	-	63	4	DB-60AL	13											
7	3	9:01	3:54	5:07	PUNT	25	DB-34	8	32	-	32	2	DB-4					21							
8	3	2:38	:24	2:14	PUNT	-	NY-32	5	68	-	68	3	DB-60AL	1											
9	4	14:46	10:56	3:50	INTERCEPT	16 PER	DB-48	6	38	14	52	2	DB-60AL	6											
10	4	6:01	3:18	2:43	ONSIDE KO	0	DB-44	5	44	-	44	3	DB-60AL	2											
11	4	2:06	:44	1:22	ONSIDE KO	0	DB-44	6	15	-	15	1	DB-29												
12																									
13																									
14																									
15																									
16																									
17																									
18																									
19																									
20																									
21																									
22																									
23																									
24																									

TOTAL TIME OF BALL POSSESSION BY QUARTER: First 9:30 Second 7:01 Third 12:13 Fourth 7:55 TOTAL 34:39

DATE JANUARY 25, 1987 **SUPER BOWL XXI** PERFORMANCE BY DOWN AT PASADENA, CALIF.
DENVER BRONCOS vs. NEW YORK GIANTS

FIRST DOWN PLAYS -- YARDS GAINED

TEAM: DENVER BRONCOS

Qtr.	ALL PLAYS					RUSHING PLAYS					PASSING PLAYS				
	No.	Total Gain	Avg. Gain	First Downs	Turn-overs	No.	Total Gain	Avg. Gain	First Downs	Turn-overs	No.	Total Gain	Avg. Gain	First Downs	Turn-overs
1	7	47	6.7	3	0	3	8	2.7	1	0	4	39	9.8	2	0
2	8	16	2.0	1	0	3	1	.3	0	0	5	15	3.0	1	0
3	3	-11	-3.6	0	0	0	0	0	0	0	3	-11	-3.6	0	0
4	13	79	6.1	6	0	4	23	5.8	2	0	9	56	6.2	4	0
OT															
TOTAL	31	131	4.2	10	0	10	32	3.2	3	0	21	99	4.7	7	0

TEAM: NEW YORK GIANTS

Qtr.	ALL PLAYS					RUSHING PLAYS					PASSING PLAYS				
	No.	Total Gain	Avg. Gain	First Downs	Turn-overs	No.	Total Gain	Avg. Gain	First Downs	Turn-overs	No.	Total Gain	Avg. Gain	First Downs	Turn-overs
1	7	40	5.7	2	0	1	-1	-1	0	0	6	41	6.8	2	0
2	5	18	3.6	1	0	1	-2	-2	0	0	4	20	5.0	1	0
3	10	58	5.8	3	0	8	23	2.9	1	0	2	35	17.5	2	0
4	8	29	3.6	2	0	8	29	3.6	2	0	0	0	0	0	0
OT															
TOTAL	30	145	4.8	8	0	18	49	2.7	3	0	12	96	8.0	5	0

THIRD DOWN CONVERSION SUMMARY

TEAM: DENVER BRONCOS

TEAM: NEW YORK GIANTS

No.	Yard Line	To Go	Type of Play*	Player(s)	No. Att.	FD	Comments
1	B37	7	Pass: Elway-Jackson		24	1	
2	G31	2	Rush: Winder		0		FG on 4th down
3	G4	4	Rush: Elway		4	2	TD - RB
4	B18	12	Pass: Elway-Johnson		54	3	
5	G22	4	Pass: Elway-Mobley		6	4	
6	G8	2	Pass: Elway-Sewell		7	5	
7	G2	2	Rush: Winder		-4		
8	B13	12	Pass: Elway sacked		-13		SAFETY
9	G16	5	Pass incomplete				
10	D19	5	Pass incomplete				
11	D28	2	Pass incomplete				
12	G20	4	Rush: Elway		6	6	
13	G12	8	Rush: Elway		2		FG on 4th
14	G47	10	Pass: Elway-Johnson		47	7	TD
15							
16							
17							
18							
19							
20							
21							
22							
23							
24							

No.	Yard Line	To Go	Type of Play*	Player(s)	No. Att.	FD	Comments
1	D41	10	Pass: Simms-Robinson		18	1	
2	G41	3	Pass - incomplete				
3	G41	1	Rush - MORRIS		4	2	
4	G47	8	Pass incomplete				
5	G31	4	Pass incomplete				
6	G44	3	Rush: MORRIS		2		1st down on 4th
7	D13	6	Pass: Simms-Barard		13	3	TD
8	D31	5	Rush: MORRIS		9	4	
9	D5	3	Rush: MORRIS		1		FG on 4th down
10	D6	6	Pass: Simms-McCarthy		6	5	TD
11	D24	6	Rush: Simms		22	6	
12	D26	4	Rush: Galbreath		-2		
13							
14							
15							
16							
17							
18							
19							
20							
21							
22							
23							
24							

*Type of Play: R-Rush; P-Pass

Third Down Summary: 7 of 14 -- 50%
 (Does not include FDs by penalty)

*Type of Play: R-Rush; P-Pass

Third Down Summary: 6 of 12 -- 50%
 (Does not include FDs by penalty)



**League Stats
Through Conference
Championship Weekend**

WEEK 17 / THROUGH SUNDAY, JANUARY 1, 2012

OFFENSE	Cin.	Hou.	Det.	N.O.	Pitt.	Denv.	Atl.	NY-G
GAMES (Won-Lost)	9-7	10-6	10-6	13-3	12-4	8-8	10-6	<u>9-7</u>
FIRST DOWNS	285	321	349	416	341	286	349	<u>331</u>
Rushing	93	131	71	116	96	129	100	<u>84</u>
Passing	160	176	244	280	221	130	215	<u>216</u>
Penalty	32	14	34	20	24	27	34	<u>31</u>
YDS GAINED (tot)	5118	5954	6337	7474	5957	5066	6026	<u>6161</u>
Avg per Game	319.9	372.1	396.1	467.1	372.3	316.6	376.6	<u>385.1</u>
RUSHING (net)	1778	2448	1523	2127	1903	2632	1834	<u>1427</u>
Avg per Game	111.1	153.0	95.2	132.9	118.9	164.5	114.6	<u>89.2</u>
Rushes	455	546	356	431	434	546	453	<u>411</u>
Yards per Rush	3.9	4.5	4.3	4.9	4.4	4.8	4.0	<u>3.5</u>
PASSING (net)	3340	3506	4814	5347	4054	2434	4192	<u>4734</u>
Avg per Game	208.8	219.1	300.9	334.2	253.4	152.1	262.0	<u>295.9</u>
Passes Att.	535	467	666	662	539	429	594	<u>589</u>
Completed	308	288	423	472	341	217	365	<u>359</u>
Pct Completed	57.6	61.7	63.5	71.3	63.3	50.6	61.4	<u>61.0</u>
Yards Gained	3507	3696	5071	5505	4333	2708	4365	<u>4933</u>
Sacked	25	33	36	24	42	42	26	<u>28</u>
Yards Lost	167	190	257	158	279	274	173	<u>199</u>
Had intercepted	14	9	16	14	15	13	13	<u>16</u>
Yards Opp Ret	159	132	140	162	201	276	178	<u>291</u>
Opp TDs on Int	1	0	3	1	0	3	2	<u>3</u>
PUNTS	91	74	82	47	60	101	71	<u>82</u>
Avg Yards	44.2	44.0	43.6	47.3	44.7	47.4	42.1	<u>45.7</u>
PUNT RETURNS	53	51	38	29	33	47	33	<u>28</u>
Avg Return	11.5	10.4	7.9	10.1	10.5	12.7	9.5	<u>6.1</u>
Returned for TD	1	1	0	1	1	2	0	<u>0</u>
KICKOFF RETURNS	45	29	37	42	35	39	24	<u>52</u>
Avg Return	22.8	25.2	24.0	26.5	25.1	24.5	23.5	<u>23.3</u>
Returned for TD	0	0	0	0	0	0	0	<u>0</u>
PENALTIES	99	99	128	99	101	101	93	<u>94</u>
Yards Penalized	874	852	1075	851	854	842	769	<u>795</u>
FUMBLES BY	17	20	20	6	16	30	12	<u>18</u>
Fumbles Lost	8	11	7	5	13	17	8	<u>8</u>
Opp Fumbles	26	18	25	20	13	19	19	<u>21</u>
Opp Fum Lost	12	10	13	7	4	9	10	<u>11</u>
POSS. TIME (avg)	30:19	32:41	30:06	31:46	32:33	28:51	32:05	<u>29:30</u>
TOUCHDOWNS	35	41	57	66	36	36	46	<u>47</u>
Rushing	10	18	9	16	13	11	14	<u>17</u>
Passing	21	20	41	46	21	20	29	<u>29</u>
Returns	4	3	7	4	2	5	3	<u>1</u>
EXTRA-PT KICKS	33/34	39/40	54/54	63/63	36/36	30/30	45/45	<u>43/43</u>
2-PT CONVERSIONS	0/1	0/1	2/3	2/3	0/0	3/6	0/1	<u>4/4</u>
FIELD GOALS/FGA	33/38	32/38	24/29	28/34	23/31	19/25	27/29	<u>19/24</u>
POINTS SCORED	344	381	474	547	325	309	402	<u>394</u>
DEFENSE	Cin.	Hou.	Det.	N.O.	Pitt.	Denv.	Atl.	NY-G
POINTS ALLOWED	323	278	387	339	227	390	350	<u>400</u>
OPP FIRST DOWNS	284	270	325	326	264	315	292	<u>338</u>
Rushing	94	73	91	92	82	101	87	<u>103</u>
Passing	170	166	195	196	156	182	186	<u>210</u>
Penalty	20	31	39	38	26	32	19	<u>25</u>
OPP YARDS GAINED	5060	4571	5881	5895	4348	5725	5338	<u>6022</u>
Avg per Game	316.3	285.7	367.6	368.4	271.8	357.8	333.6	<u>376.4</u>
OPP RUSHING(net)	1675	1536	2050	1738	1597	2021	1552	<u>1940</u>
Avg per Game	104.7	96.0	128.1	108.6	99.8	126.3	97.0	<u>121.3</u>
Rushes	425	378	410	351	399	488	372	<u>435</u>
Yards per Rush	3.9	4.1	5.0	5.0	4.0	4.1	4.2	<u>4.5</u>
OPP PASSING(net)	3385	3035	3831	4157	2751	3704	3786	<u>4082</u>
Avg per Game	211.6	189.7	239.4	259.8	171.9	231.5	236.6	<u>255.1</u>
Passes Att.	539	538	604	626	530	534	560	<u>589</u>
Completed	319	279	376	362	289	333	340	<u>361</u>
Pct Completed	59.2	51.9	62.3	57.8	54.5	62.4	60.7	<u>61.3</u>
Sacked	45	44	41	33	35	41	33	<u>48</u>
Yards Lost	277	287	271	256	230	283	231	<u>335</u>
INTERCEPTED BY	10	17	21	9	11	9	19	<u>20</u>
Yards Returned	137	196	458	80	99	152	301	<u>157</u>
Returned for TD	1	1	5	1	0	3	2	<u>0</u>
OPP PUNT RETURNS	38	32	36	19	29	51	31	<u>41</u>
Avg return	7.2	9.6	13.4	6.2	8.4	11.5	4.8	<u>9.9</u>
OPP KICKOFF RET	44	46	49	36	43	20	60	<u>46</u>
Avg return	20.8	22.4	25.6	25.8	23.7	24.6	24.8	<u>22.9</u>
OPP TOUCHDOWNS	37	27	42	37	23	42	40	<u>46</u>
Rushing	14	8	10	11	7	11	10	<u>15</u>
Passing	21	18	26	24	15	24	25	<u>28</u>
Returns	2	1	6	2	1	7	5	<u>3</u>

WEEK 17 / THROUGH SUNDAY, JANUARY 1, 2012

OFFENSE	Balt.	N.E.	G.B.	S.F.	Buff.	Clev.	Ind.	Jax
GAMES (Won-Lost)	12-4	<u>13-3</u>	15-1	13-3	6-10	4-12	2-14	5-11
FIRST DOWNS	312	<u>399</u>	353	282	313	278	258	251
Rushing	98	<u>107</u>	89	101	100	77	69	103
Passing	181	<u>262</u>	230	150	180	173	170	122
Penalty	33	<u>30</u>	34	31	33	28	19	26
YDS GAINED (tot)	5419	<u>6848</u>	6482	4974	5624	4621	4589	4149
Avg per Game	338.7	<u>428.0</u>	405.1	310.9	351.5	288.8	286.8	259.3
RUSHING (net)	1996	<u>1764</u>	1558	2038	1921	1531	1594	1970
Avg per Game	124.8	<u>110.3</u>	97.4	127.4	120.1	95.7	99.6	123.1
Rushes	459	<u>438</u>	395	497	391	415	382	489
Yards per Rush	4.3	<u>4.0</u>	3.9	4.1	4.9	3.7	4.2	4.0
PASSING (net)	3423	<u>5084</u>	4924	2936	3703	3090	2995	2179
Avg per Game	213.9	<u>317.8</u>	307.8	183.5	231.4	193.1	187.2	136.2
Passes Att.	544	<u>612</u>	552	452	578	570	534	469
Completed	314	<u>402</u>	376	278	356	320	302	240
Pct Completed	57.7	<u>65.7</u>	68.1	61.5	61.6	56.1	56.6	51.2
Yards Gained	3629	<u>5257</u>	5161	3199	3857	3300	3223	2510
Sacked	33	<u>32</u>	41	44	23	39	35	44
Yards Lost	206	<u>173</u>	237	263	154	210	228	331
Had intercepted	12	<u>12</u>	8	5	25	13	14	15
Yards Opp Ret	159	<u>186</u>	63	51	327	241	119	177
Opp TDs on Int	1	<u>1</u>	0	0	3	1	1	0
PUNTS	73	<u>57</u>	55	79	73	89	89	99
Avg Yards	46.5	<u>46.5</u>	45.6	50.3	47.6	40.1	46.1	41.9
PUNT RETURNS	36	<u>38</u>	27	44	26	38	32	34
Avg Return	9.6	<u>10.3</u>	10.9	12.4	12.7	11.1	3.4	4.4
Returned for TD	1	<u>1</u>	1	1	1	1	0	0
KICKOFF RETURNS	42	<u>46</u>	41	39	37	48	31	47
Avg Return	24.9	<u>21.4</u>	24.5	27.2	23.1	23.6	18.6	22.4
Returned for TD	0	<u>0</u>	1	1	0	0	0	0
PENALTIES	92	<u>87</u>	76	113	86	95	76	77
Yards Penalized	742	<u>815</u>	591	1014	743	847	549	680
FUMBLES BY	24	<u>13</u>	15	14	16	22	24	27
Fumbles Lost	12	<u>5</u>	6	5	5	6	15	8
Opp Fumbles	27	<u>21</u>	19	31	21	20	15	21
Opp Fum Lost	11	<u>11</u>	7	15	11	11	9	11
POSS. TIME (avg)	30:35	<u>28:47</u>	30:29	32:02	30:11	29:07	26:13	30:02
TOUCHDOWNS	41	<u>61</u>	70	35	43	21	25	25
Rushing	15	<u>18</u>	12	14	12	4	8	9
Passing	21	<u>39</u>	51	18	24	16	14	12
Returns	5	<u>4</u>	7	3	7	1	3	4
EXTRA-PT KICKS	40/40	<u>59/59</u>	68/69	34/34	41/41	20/20	24/24	24/24
2-PT CONVERSIONS	1/1	<u>2/2</u>	0/1	1/1	1/2	0/1	0/1	0/1
FIELD GOALS/FGA	30/39	<u>28/33</u>	24/28	44/52	23/31	24/29	23/27	23/25
POINTS SCORED	378	<u>513</u>	560	380	372	218	243	243

DEFENSE	Balt.	N.E.	G.B.	S.F.	Buff.	Clev.	Ind.	Jax
POINTS ALLOWED	266	<u>342</u>	359	229	434	307	430	329
OPP FIRST DOWNS	269	<u>370</u>	358	267	340	301	343	268
Rushing	79	<u>101</u>	96	53	120	124	136	73
Passing	166	<u>245</u>	246	190	196	149	193	175
Penalty	24	<u>24</u>	16	24	24	28	14	20
OPP YARDS GAINED	4622	<u>6577</u>	6585	4930	5938	5318	5935	5008
Avg per Game	288.9	<u>411.1</u>	411.6	308.1	371.1	332.4	370.9	313.0
OPP RUSHING(net)	1482	<u>1874</u>	1789	1236	2224	2359	2303	1667
Avg per Game	92.6	<u>117.1</u>	111.8	77.3	139.0	147.4	143.9	104.2
Rushes	419	<u>405</u>	383	353	467	534	540	435
Yards per Rush	3.5	<u>4.6</u>	4.7	3.5	4.8	4.4	4.3	3.8
OPP PASSING(net)	3140	<u>4703</u>	4796	3694	3714	2959	3632	3341
Avg per Game	196.3	<u>293.9</u>	299.8	230.9	232.1	184.9	227.0	208.8
Passes Att.	535	<u>619</u>	637	579	507	469	493	513
Completed	288	<u>386</u>	390	333	321	265	351	326
Pct Completed	53.8	<u>62.4</u>	61.2	57.5	63.3	56.5	71.2	63.5
Sacked	48	<u>40</u>	29	42	29	32	29	31
Yards Lost	290	<u>274</u>	192	284	210	199	192	213
INTERCEPTED BY	15	<u>23</u>	31	23	20	9	8	17
Yards Returned	175	<u>296</u>	468	284	341	93	118	160
Returned for TD	1	<u>2</u>	4	1	4	0	2	0
OPP PUNT RETURNS	33	<u>26</u>	24	39	43	26	48	48
Avg return	11.9	<u>8.5</u>	12.7	8.1	11.5	11.7	11.5	6.9
OPP KICKOFF RET	36	<u>60</u>	59	46	56	46	19	26
Avg return	29.2	<u>21.6</u>	23.4	23.1	20.4	22.9	30.7	24.3
OPP TOUCHDOWNS	26	<u>40</u>	41	23	53	31	49	37
Rushing	10	<u>13</u>	10	3	19	12	19	14
Passing	11	<u>26</u>	29	20	30	16	25	21
Returns	5	<u>1</u>	2	0	4	3	5	2

WEEK 17 / THROUGH SUNDAY, JANUARY 1, 2012

OFFENSE	K.C.	Miami	NY-J	Oak.	S.D.	Tenn.	Ariz.	Car.
GAMES (Won-Lost)	7-9	6-10	8-8	8-8	8-8	9-7	8-8	6-10
FIRST DOWNS	277	287	301	328	359	281	286	345
Rushing	89	89	92	110	97	71	83	139
Passing	163	166	173	186	234	185	175	175
Penalty	25	32	36	32	28	25	28	31
YDS GAINED (tot)	4973	5078	4989	6072	6290	5361	5192	6237
Avg per Game	310.8	317.4	311.8	379.5	393.1	335.1	324.5	389.8
RUSHING (net)	1893	1987	1692	2110	1864	1438	1625	2408
Avg per Game	118.3	124.2	105.8	131.9	116.5	89.9	101.6	150.5
Rushes	487	469	443	466	436	376	389	445
Yards per Rush	3.9	4.2	3.8	4.5	4.3	3.8	4.2	5.4
PASSING (net)	3080	3091	3297	3962	4426	3923	3567	3829
Avg per Game	192.5	193.2	206.1	247.6	276.6	245.2	222.9	239.3
Passes Att.	500	469	547	524	582	584	550	519
Completed	299	280	310	315	366	353	307	312
Pct Completed	59.8	59.7	56.7	60.1	62.9	60.4	55.8	60.1
Yards Gained	3288	3425	3542	4119	4624	4113	3954	4089
Sacked	34	52	40	25	30	24	54	35
Yards Lost	208	334	245	157	198	190	387	260
Had intercepted	18	13	18	23	20	14	23	17
Yards Opp Ret	247	224	382	234	522	167	296	229
Opp TDs on Int	0	1	3	3	4	3	1	1
PUNTS	89	78	92	78	47	86	92	66
Avg Yards	45.9	48.8	42.7	50.8	47.5	43.6	45.0	42.7
PUNT RETURNS	40	46	44	32	31	47	46	32
Avg Return	11.9	11.4	9.7	8.3	8.5	10.4	15.1	5.5
Returned for TD	0	0	0	0	0	1	4	0
KICKOFF RETURNS	46	39	62	43	43	32	52	39
Avg Return	21.3	24.2	26.3	23.5	25.6	26.0	24.0	23.7
Returned for TD	0	0	1	1	1	1	0	1
PENALTIES	110	85	102	163	91	104	106	113
Yards Penalized	916	779	849	1358	753	960	1004	1013
FUMBLES BY	17	28	25	16	20	17	24	13
Fumbles Lost	10	12	16	7	8	8	9	6
Opp Fumbles	18	17	25	13	11	20	15	20
Opp Fum Lost	6	3	12	8	4	12	9	10
POSS. TIME (avg)	29:10	30:23	30:49	29:51	31:39	27:52	28:11	30:16
TOUCHDOWNS	20	33	45	38	46	34	37	48
Rushing	5	11	14	16	16	8	12	26
Passing	13	20	26	20	27	22	21	21
Returns	2	2	5	2	3	4	4	1
EXTRA-PT KICKS	20/20	32/32	44/44	36/36	44/45	34/34	33/33	44/45
2-PT CONVERSIONS	0/0	0/1	0/1	0/2	1/1	0/0	0/2	2/3
FIELD GOALS/FGA	24/30	33/39	19/25	31/35	28/35	29/32	19/24	22/28
POINTS SCORED	212	329	377	359	406	325	312	406
DEFENSE	K.C.	Miami	NY-J	Oak.	S.D.	Tenn.	Ariz.	Car.
POINTS ALLOWED	338	313	363	433	377	317	348	429
OPP FIRST DOWNS	291	310	272	369	311	324	333	329
Rushing	96	88	83	105	102	111	118	110
Passing	169	198	167	206	186	187	174	191
Penalty	26	24	22	58	23	26	41	28
OPP YARDS GAINED	5333	5522	4993	6201	5546	5682	5682	6042
Avg per Game	333.3	345.1	312.1	387.6	346.6	355.1	355.1	377.6
OPP RUSHING(net)	2112	1530	1777	2178	1955	2053	1986	2093
Avg per Game	132.0	95.6	111.1	136.1	122.2	128.3	124.1	130.8
Rushes	508	412	451	430	448	461	475	451
Yards per Rush	4.2	3.7	3.9	5.1	4.4	4.5	4.2	4.6
OPP PASSING(net)	3221	3992	3216	4023	3591	3629	3696	3949
Avg per Game	201.3	249.5	201.0	251.4	224.4	226.8	231.0	246.8
Passes Att.	454	590	507	601	478	591	578	490
Completed	257	350	275	324	299	369	340	318
Pct Completed	56.6	59.3	54.2	53.9	62.6	62.4	58.8	64.9
Sacked	29	41	35	39	32	28	42	31
Yards Lost	186	241	198	239	187	180	304	170
INTERCEPTED BY	20	16	19	18	17	11	10	14
Yards Returned	283	256	378	252	260	179	117	197
Returned for TD	2	1	2	0	1	1	0	0
OPP PUNT RETURNS	36	47	32	44	25	36	50	35
Avg return	11.4	9.9	7.5	13.5	13.2	6.1	12.2	13.3
OPP KICKOFF RET	25	41	61	47	57	30	52	30
Avg return	24.2	22.9	21.2	25.7	25.5	22.7	25.0	27.0
OPP TOUCHDOWNS	38	33	39	53	43	34	34	50
Rushing	14	8	17	15	8	10	15	18
Passing	23	24	15	31	29	21	17	28
Returns	1	1	7	7	6	3	2	4

WEEK 17 / THROUGH SUNDAY, JANUARY 1, 2012

OFFENSE	Chi.	Dal.	Minn.	Phil.	St.L.	Sea.	T.B.	Wash.
GAMES (Won-Lost)	8-8	8-8	3-13	8-8	2-14	7-9	4-12	5-11
FIRST DOWNS	271	327	297	356	267	265	277	312
Rushing	97	91	118	134	79	89	74	79
Passing	153	219	159	197	159	153	180	204
Penalty	21	17	20	25	29	23	23	29
YDS GAINED (tot)	5026	6008	5275	6386	4537	4860	5108	5387
Avg per Game	314.1	375.5	329.7	399.1	283.6	303.8	319.3	336.7
RUSHING (net)	2015	1807	2318	2276	1667	1756	1458	1614
Avg per Game	125.9	112.9	144.9	142.3	104.2	109.8	91.1	100.9
Rushes	456	408	448	450	409	444	346	400
Yards per Rush	4.4	4.4	5.2	5.1	4.1	4.0	4.2	4.0
PASSING (net)	3011	4201	2957	4110	2870	3104	3650	3773
Avg per Game	188.2	262.6	184.8	256.9	179.4	194.0	228.1	235.8
Passes Att.	473	570	510	554	549	509	588	591
Completed	268	376	286	330	292	299	365	346
Pct Completed	56.7	66.0	56.1	59.6	53.2	58.7	62.1	58.5
Yards Gained	3346	4453	3255	4276	3258	3444	3838	4058
Sacked	49	39	49	32	55	50	32	41
Yards Lost	335	252	298	166	388	340	188	285
Had intercepted	20	12	17	25	10	14	24	24
Yards Opp Ret	380	158	213	368	40	187	266	353
Opp TDs on Int	3	2	3	2	0	1	2	0
PUNTS	89	71	77	67	106	95	67	66
Avg Yards	43.9	42.9	45.7	42.2	43.9	46.6	45.1	43.1
PUNT RETURNS	30	41	33	30	27	42	29	37
Avg Return	15.7	7.1	8.4	7.1	11.0	11.0	8.0	8.9
Returned for TD	2	0	0	0	1	0	0	0
KICKOFF RETURNS	57	33	53	39	55	46	46	56
Avg Return	21.7	23.3	26.9	20.9	23.3	24.8	22.3	22.1
Returned for TD	1	0	1	0	0	0	0	0
PENALTIES	104	114	109	107	112	138	123	91
Yards Penalized	800	816	908	853	899	1047	1007	897
FUMBLES BY	26	24	20	23	27	22	30	25
Fumbles Lost	9	9	9	13	13	9	16	11
Opp Fumbles	23	20	26	18	24	18	21	26
Opp Fum Lost	11	10	15	9	6	9	10	8
POSS. TIME (avg)	30:13	30:55	28:39	31:20	28:07	28:07	29:04	30:09
TOUCHDOWNS	38	39	39	46	18	35	30	28
Rushing	10	5	18	20	7	15	9	8
Passing	18	33	20	22	9	15	17	19
Returns	10	1	1	4	2	5	4	1
EXTRA-PT KICKS	37/37	39/39	38/39	46/46	18/18	34/34	23/23	25/26
2-PT CONVERSIONS	1/1	0/0	0/0	0/0	0/0	0/1	2/7	1/2
FIELD GOALS/FGA	28/32	32/37	22/28	24/27	21/28	25/30	26/28	31/41
POINTS SCORED	353	369	340	396	193	321	287	288
DEFENSE	Chi.	Dal.	Minn.	Phil.	St.L.	Sea.	T.B.	Wash.
POINTS ALLOWED	341	347	449	328	407	315	494	367
OPP FIRST DOWNS	291	305	332	289	313	310	356	295
Rushing	75	78	92	84	122	96	135	95
Passing	199	199	213	173	166	174	188	180
Penalty	17	28	27	32	25	40	33	20
OPP YARDS GAINED	5607	5491	5731	5198	5734	5315	6311	5437
Avg per Game	350.4	343.2	358.2	324.9	358.4	332.2	394.4	339.8
OPP RUSHING(net)	1542	1585	1712	1801	2427	1797	2497	1884
Avg per Game	96.4	99.1	107.0	112.6	151.7	112.3	156.1	117.8
Rushes	384	385	439	414	509	473	498	438
Yards per Rush	4.0	4.1	3.9	4.4	4.8	3.8	5.0	4.3
OPP PASSING(net)	4065	3906	4019	3397	3307	3518	3814	3553
Avg per Game	254.1	244.1	251.2	212.3	206.7	219.9	238.4	222.1
Passes Att.	631	545	538	518	485	543	481	509
Completed	383	336	367	301	294	324	301	308
Pct Completed	60.7	61.7	68.2	58.1	60.6	59.7	62.6	60.5
Sacked	33	42	50	50	39	33	23	41
Yards Lost	208	243	342	316	261	232	148	251
INTERCEPTED BY	20	15	8	15	12	22	14	13
Yards Returned	177	217	152	192	169	462	195	127
Returned for TD	4	1	0	1	1	4	3	1
OPP PUNT RETURNS	41	30	43	31	45	47	36	32
Avg return	5.4	9.3	12.4	5.7	12.3	11.5	7.4	7.8
OPP KICKOFF RET	35	52	57	51	36	48	25	36
Avg return	24.4	21.4	24.6	23.1	25.1	26.0	22.8	20.8
OPP TOUCHDOWNS	36	38	50	40	45	33	61	38
Rushing	10	10	10	11	17	10	26	15
Passing	22	24	34	27	21	18	30	22
Returns	4	4	6	2	7	5	5	1

WEEK 17 / THROUGH SUNDAY, JANUARY 1, 2012

OFFENSE	NFL/Avg
GAMES (Won-Lost)	---
FIRST DOWNS	311.3
Rushing	96.7
Passing	187.2
Penalty	27.3
YDS GAINED (tot)	5549.3
Avg per Game	346.8
RUSHING (net)	1874.1
Avg per Game	117.1
Rushes	436.6
Yards per Rush	4.3
PASSING (net)	3675.2
Avg per Game	229.7
Passes Att.	544.1
Completed	327.0
Pct Completed	60.1
Yards Gained	3916.8
Sacked	37.1
Yards Lost	241.6
Had intercepted	15.8
Yards Opp Ret	222.8
Opp TDs on Int	1.5
PUNTS	77.8
Avg Yards	45.0
PUNT RETURNS	36.7
Avg Return	9.9
Returned for TD	0.6
KICKOFF RETURNS	43.0
Avg Return	23.8
Returned for TD	0.3
PENALTIES	102.8
Yards Penalized	867.3
FUMBLES BY	20.3
Fumbles Lost	9.5
Opp Fumbles	20.3
Opp Fum Lost	9.5
POSS. TIME (avg)	30:00
TOUCHDOWNS	39.3
Rushing	12.5
Passing	23.3
Returns	3.6
EXTRA-PT KICKS	99%
2-PT CONVERSIONS	46%
FIELD GOALS/FGA	26/32
POINTS SCORED	354.9

DEFENSE	NFL/Avg
POINTS ALLOWED	354.9
OPP FIRST DOWNS	311.3
Rushing	96.7
Passing	187.2
Penalty	27.3
OPP YARDS GAINED	5549.3
Avg per Game	346.8
OPP RUSHING(net)	1874.1
Avg per Game	117.1
Rushes	436.6
Yards per Rush	4.3
OPP PASSING(net)	3675.2
Avg per Game	229.7
Passes Att.	544.1
Completed	327.0
Pct Completed	60.1
Sacked	37.1
Yards Lost	241.6
INTERCEPTED BY	15.8
Yards Returned	222.8
Returned for TD	1.5
OPP PUNT RETURNS	36.7
Avg return	9.9
OPP KICKOFF RET	43.0
Avg return	23.8
OPP TOUCHDOWNS	39.3
Rushing	12.5
Passing	23.3
Returns	3.6

WEEK 17 / THROUGH SUNDAY, JANUARY 1, 2012

TEAM RANKINGS

American Football Conference

Offense Defense

	Total	Rush	Pass	Total	Rush	Pass
Balt.	7	4	8	3	1	4
Buff.	6	7	6	14	14	13
Cin.	9	11	9	6	6	8
Cleve.	14	15	12	7	16	2
Denver	11	*1	15	12	10	12
Hou.	5	2	7	2	3	3
Ind.	15	14	14	13	15	11
Jax	16	6	16	5	5	7
K.C.	13	9	13	8	12	6
Miami	10	5	11	9	2	14
N.E.	1	12	1	16	8	16
Jets	12	13	10	4	7	5
Oak.	3	3	4	15	13	15
Pitt.	4	8	3	*1	4	*1
S.D.	2	10	2	10	9	9
Tenn.	8	16	5	11	11	10

National Football Conference

Offense Defense

	Total	Rush	Pass	Total	Rush	Pass
Ariz.	11	11	11	8	12	6
Atl.	7	7	6	4	3	7
Car.	5	1	8	14	14	11
Chi.	13	6	13	7	2	13
Dallas	8	8	5	6	4	10
Det.	4	14	3	11	13	9
G.B.	2	13	2	16	7	16
Minn.	10	2	14	9	5	12
N.O.	*1	4	*1	12	6	15
Giants	6	16	4	13	11	14
Phil.	3	3	7	2	9	2
St. L.	16	10	16	10	15	1
S.F.	14	5	15	1	*1	5
Sea.	15	9	12	3	8	3
T.B.	12	15	10	15	16	8
Wash.	9	12	9	5	10	4

National Football League

Offense Defense

	Total	Rush	Pass	Total	Rush	Pass
Ariz.	19	24	17	18T	21	17
Atl.	10	17	8	12	6	20
Balt.	15	10	19	3	2	4
Buff.	14	13	15	26	28	19
Car.	7	3	13	28	25	24
Chi.	24	9	26	17	5	28
Cin.	20	19	20	7	10	9
Cleve.	29	28	24	10	30	2
Dallas	11	18	7	14	7	23
Denver	23	*1	31	20	22	18
Det.	5	29	4	23	23	22
G.B.	3	27	3	32	14	32
Hou.	13	2	18	2	4	3
Ind.	30	26	27	25	29	15
Jax	32	12	32	6	9	8
K.C.	27	15	25	11	26	6
Miami	22	11	23	15	3	25
Minn.	18	4	28	21	11	26
N.E.	2	20	2	31	17	31
N.O.	*1	6	*1	24	12	30
Giants	8	32	5	27	19	29
Jets	25	22	21	5	13	5
Oak.	9	7	11	29	27	27
Phil.	4	5	9	8	16	10
Pitt.	12	14	10	*1	8	*1
St. L.	31	23	30	22	31	7
S.D.	6	16	6	16	20	13
S.F.	26	8	29	4	*1	16
Sea.	28	21	22	9	15	11
T.B.	21	30	16	30	32	21
Tenn.	17	31	12	18T	24	14
Wash.	16	25	14	13	18	12

T = Tied for position

* = League Leader

WEEK 17 / THROUGH SUNDAY, JANUARY 1, 2012

AFC / TEAM/OFFENSE RANK

Tm	(A)	(B)	(C)	(D)	(E)	(F)	(G)	(H)	(I)	(J)	(K)	(L)	(M)	(N)	(O)	(P)	(Q)
BAL	7	8	4	6	8	10	3	7	7	4	3	12	6	6	11	4	12
BUF	6	6	7	1	6	7	15	1	6	15	7	2	11	3	13	6	15t
CIN	9	10	11	12	9	8	6	3	11	8	8	4	12	11	8	8	4
CLE	14	15	15	16	12	15	4	10	13	6	4	6	9	16	16	15	9
DEN	11	11	1	2	15	14	10	15	10	16	16	1	7	5	4	12	13t
HOU	5	5	2	4	7	4	1	11	5	5	15	9	4	12	14	3	8
IND	15	14	14	9	14	13	7	8	15	12	11t	16	16	8	9	13t	5
JAC	16	16	6	10	16	16	11	14	16	13	14	15	13	15	15	13t	1
KC	13	12	9	13	13	11	14	9	14	9	6	3	15	9	5	16	10t
MIA	10	9	5	8	11	9	8	16	9	14	9t	5	8	2	2	9	7
NE	1	1	12	11	1	1	2	6	1	3	2	10	14	7	1	1	6
NYJ	12	13	13	15	10	12	12	12	8	11	11t	11	1	14	10	5	13t
OAK	3	3	3	3	4	3	16	4	4	10	5	14	10	1	3	7	3
PIT	4	4	8	5	3	5	9	13	3	2	9t	7	5	10	12	10t	15t
SD	2	2	10	7	2	2	13	5	2	1	11t	13	3	4	6	2	10t
TEN	8	7	16	14	5	6	5	2	12	7	1	8	2	13	7	10t	2

AFC / OPPONENT/DEFENSE RANK

Tm	(A)	(B)	(C)	(D)	(E)	(F)	(G)	(H)	(I)	(J)	(K)	(L)	(M)	(N)	(O)	(P)	(Q)	(R)	(S)
BAL	3	2	1	1	4	3	9	1	3	1	12	14	15	3	5	2	14	2	3
BUF	14	15	14	15	13	13	2	15	13	10	16	11	1	6	7	16	9	10	9
CIN	6	4	6	5	8	4	14	2	6	6	5	3	2	12	9	7	4t	6	6
CLE	7	7	16	12	2	6	12	7	8	12	8	13	8	10	2	4	12	14	14
DEN	12	11	10	8	12	11	15	4	11	3	4	10	12	15	3	13	6	12	13
HOU	2	3	3	7	3	2	7	3	4	7	11	7	5	13	12	3	8	3	2
IND	13	12	15	10	11	14	16	14	14	15	13t	12	16	4	14	14	10	16	16
JAC	5	6	5	3	7	8	6	13	2	8	10	2	11	1	11	8	2	13	15
KC	8	10	12	9	6	12	1	12	7	5	9	9	10	16	13	9	7	15	11
MIA	9	9	2	2	14	10	10	5	9	4	13t	8	7	8	6	5	3	7	12
NE	16	16	8	14	16	16	4	11	16	14	7	6	4	9	10	10	11	1	5
NYJ	4	5	7	4	5	7	3	6	5	2	1	4	3	7	4	11	16	8	7
OAK	15	14	13	16	15	9	8	10	15	13	3	16	14	11	15	15	1	11	8
PIT	1	1	4	6	1	1	11	9	1	9	15	5	9	2	8	1	4t	4	1
SD	10	13	9	11	9	15	5	8	10	16	2	15	13	14	16	12	13	5	4
TEN	11	8	11	13	10	5	13	16	12	11	6	1	6	5	1	6	15	9	10

- (A) Total Yards per Game
- (B) Yards per Play
- (C) Rushing Yards per Game
- (D) Rushing Yards per Attempt
- (E) Passing Net Yards per Game
- (F) Passing Net Yards per Play
- (G) Passing, Percent Had Intercepted
- (H) Sacks per Pass Play
- (I) First Downs per Game
- (J) Third Down Efficiency
- (K) Fourth Down Efficiency
- (L) Punt Return Average
- (M) Kickoff Return Average
- (N) Gross Punting Average
- (O) Net Punting Average
- (P) Points per Game
- (Q) Field Goal Percentage
- Combined Offense/Defense Rank
- (R) Points per Game Differential
- (S) Net Yards per Game Differential

WEEK 17 / THROUGH SUNDAY, JANUARY 1, 2012

NFC / TEAM/OFFENSE RANK

Tm	(A)	(B)	(C)	(D)	(E)	(F)	(G)	(H)	(I)	(J)	(K)	(L)	(M)	(N)	(O)	(P)	(Q)
ARI	11	11	11	9	11	11	14	13	11	14	2t	2	7	8	11	13	11t
ATL	7	8	7	12	6	8	6	2	4t	3	12t	8	9	16	8	5	1
CAR	5	3	1	1	8	5	10	7	6	5	2t	16	8	14	16	4	13t
CHI	13	13	6	6	13	13	15	16	14	13	16	1	15	10	3	10	4
DAL	8	7	8	5	5	6	4	8	8	6	5t	13	10t	13	14	9	5
DET	4	6	14	7	3	7	7	4	4t	11	4	12	6	11	15	3	9
GB	2	2	13	15	2	1	2	10	3	2	5t	6	5	6	9	1	6
MIN	10	10	2	2	14	15	11	11	10	7	9	10	2	4	10	11	13t
NO	1	1	4	4	1	2	5	1	1	1	15	7	3	2	2	2	10
NYG	6	5	16	16	4	3	8	3	7	8	12t	15	12	5	6	7	11t
PHI	3	4	3	3	7	4	16	6	2	4	7t	14	16	15	13	6	3
STL	16	16	10	11	16	16	3	15	15	16	11	5	10t	9	12	16	16
SF	14	14	5	10	15	10	1	12	12	15	1	3	1	1	8	7	
SEA	15	15	9	14	12	14	9	14	16	12	7t	4	4	3	5	12	8
TB	12	9	15	8	10	12	13	5	13	10	10	11	13	7	4	15	2
WAS	9	12	12	13	9	9	12	9	9	9	12t	9	14	12	7	14	15

NFC / OPPONENT/DEFENSE RANK

Tm	(A)	(B)	(C)	(D)	(E)	(F)	(G)	(H)	(I)	(J)	(K)	(L)	(M)	(N)	(O)	(P)	(Q)	(R)	(S)
ARI	8	3	12	7	6	3	14	7	13	1	10	11	11	8	1	7	2	12	13
ATL	4	7	3	6	7	9	6	12	4	15	11	1	10	14	13	8	9	6	3
CAR	14	14	14	11	11	16	10	10	11	14	3	15	16	4	8	14	14	11	6
CHI	7	5	2	4	13	6	7	14	3	5	6t	2	8	1	2	5	11	8	14
DAL	6	12	4	5	10	12	11	6	6	12	4	8	2	16	16	6	4	7	4
DET	11	9	13	15	9	1	4	9	9	2	9	16	13	12	12	11	15	4	5
GB	16	15	7	12	16	14	1	16	16	13	1	14	7	2	4	9	7t	2	10
MIN	9	10	5	3	12	13	15	2	12	16	12t	13	9	15	15	15	16	14	12
NO	12	13	6	14	15	7	16	13	10	3	2	4	14	7	9	4	13	1	1
NYG	13	11	11	10	14	10	5	3	14	9	12t	9	4	6	14	12	6	10	7
PHI	2	4	9	9	2	4	9	1	2	7	6t	3	6	3	11	3	1	5	2
STL	10	8	15	13	1	8	13	5	8	10	14	12	12	10	10	13	12	16	15
SF	1	1	1	1	5	2	3	8	1	6	6t	7	5	11	3	1	7t	3	8
SEA	3	2	8	2	3	5	2	11	7	4	15	10	15	9	5	2	3	9	11
TB	15	16	16	16	8	15	8	15	15	11	16	5	3	5	6	16	5	15	16
WAS	5	6	10	8	4	11	12	4	5	8	5	6	1	13	7	10	10	13	9

- (A) Total Yards per Game
- (B) Yards per Play
- (C) Rushing Yards per Game
- (D) Rushing Yards per Attempt
- (E) Passing Net Yards per Game
- (F) Passing Net Yards per Play
- (G) Passing, Percent Had Intercepted
- (H) Sacks per Pass Play
- (I) First Downs per Game
- (J) Third Down Efficiency
- (K) Fourth Down Efficiency
- (L) Punt Return Average
- (M) Kickoff Return Average
- (N) Gross Punting Average
- (O) Net Punting Average
- (P) Points per Game
- (Q) Field Goal Percentage
- Combined Offense/Defense Rank
- (R) Points per Game Differential
- (S) Net Yards per Game Differential

WEEK 17 / THROUGH SUNDAY, JANUARY 1, 2012

NFL / TEAM/OFFENSE RANK

Tm	(A)	(B)	(C)	(D)	(E)	(F)	(G)	(H)	(I)	(J)	(K)	(L)	(M)	(N)	(O)	(P)	(Q)
BAL	15	18	10	12	19	19	9	13	15t	7	6t	19	9	9	19	12	26
BUF	14	13	13	5	15	15	30	2	14	28	15	4	23	4	22	14	31t
CIN	20	23	19	27	20	17	13	5	22	18	16	7	24	19	14	18	8
CLE	29	30	28	31	24	30	10	17t	25	12	8	9	17	32	30	30	17t
DEN	23	25	1	6	31	29	19	27	20t	30	32	3	11	6	8	25	27t
HOU	13	12	2	8	18	8	4	20	13	8	30	15	7	20	24	10	15
IND	30	29	26	18	27	28	14	14	31	23	21t	32	32	11	15	28t	11
JAC	32	32	12	23	32	32	20	24	32	25	24	31	25	31	29	28t	3
KC	27	26	15	28	25	24	25	16	26t	19	14	6	30	12	9	31	20t
MIA	22	22	11	15	23	18	17	32	19	26	19t	8	13	3	4	20	13t
NE	2	3	20	24	2	2	5	9	2	5	3	16	29	10	3	3	12
NYJ	25	28	22	30	21	25	22	21	17	22	21t	18	4	28	18	13	27t
OAK	9	9	7	7	11	6	31	7	11	21	9	24	18	1	5	16	6
PIT	12	11	14	11	10	9	18	23	9	4	19t	13	8	18	20	21t	31t
SD	6	6	16	14	6	5	24	8	3	2	21t	22	6	5	10	5t	20t
TEN	17	15	31	29	12	14	11	3	24	17	1	14	5	24	11	21t	4
ARI	19	19	24	17	17	21	28	28	20t	29	4t	2	15	17	25	24	22t
ATL	10	14	17	21	8	13	8	4	6t	6	26t	20	19	30	17	7	1
CAR	7	4	3	1	13	10	21	15	8	10	4t	30	16	27	32	5t	24t
CHI	24	21	9	10	26	23	29	31	28	27	31	1	28	22	6	17	7
DAL	11	10	18	9	7	11	6	17t	12	11	10t	27	20t	26	28	15	9
DET	5	8	29	13	4	12	12	10	6t	20	6t	26	14	23	31	4	17t
GB	3	2	27	26	3	1	2	22	5	3	10t	12	12	15	21	1	10
MIN	18	17	4	2	28	27	23	25	18	13	17	23	2	13	23	19	24t
NO	1	1	6	4	1	3	7	1	1	1	29	17	3	7	2	2	19
NYG	8	7	32	32	5	4	15	6	10	14	26t	29	22	14	13	9	22t
PHI	4	5	5	3	9	7	32	12	4	9	12t	28	31	29	27	8	5
STL	31	31	23	20	30	31	3	30	29	32	25	11	20t	21	26	32	30
SF	26	24	8	19	29	20	1	26	23	31	2	5	1	2	1	11	13t
SEA	28	27	21	25	22	26	16	29	30	24	12t	10	10	8	12	23	16
TB	21	16	30	16	16	22	27	11	26t	16	18	25	26	16	7	27	2
WAS	16	20	25	22	14	16	26	19	15t	15	26t	21	27	25	16	26	29

Team/Offense Rank

- (A) Total Yards per Game
- (B) Yards per Play
- (C) Rushing Yards per Game
- (D) Rushing Yards per Attempt
- (E) Passing Net Yards per Game
- (F) Passing Net Yards per Play
- (G) Passing, Percent Had Intercepted
- (H) Sacks per Pass Play
- (I) First Downs per Game
- (J) Third Down Efficiency
- (K) Fourth Down Efficiency
- (L) Punt Return Average
- (M) Kickoff Return Average
- (N) Gross Punting Average
- (O) Net Punting Average
- (P) Points per Game
- (Q) Field Goal Percentage

WEEK 17 / THROUGH SUNDAY, JANUARY 1, 2012

NFL / OPPONENT/DEFENSE RANK

Tm	(A)	(B)	(C)	(D)	(E)	(F)	(G)	(H)	(I)	(J)	(K)	(L)	(M)	(N)	(O)	(P)	(Q)	(R)	(S)
BAL	3	2	2	2	4	3	19	3	4	2	21	24	31	8	13	3	29	5	5
BUF	26	28	28	27	19	26	5	27	27	21	31t	20	1	15	16	30	21	22	19
CIN	7	4	10	8	9	4	27	4	7	12	8t	7	3	26	18	9	10t	13	13
CLE	10	9	30	21	2	6	25	15	13	24	17	23	12	23	9	5	26t	27	28
DEN	20	16	22	13	18	21	29	10	19	6	6t	19	20	30	11	24	14	25	27
HOU	2	3	4	11	3	2	14	5	5	14	20	15	7	27	23	4	18t	6	3
IND	25	22	29	17	15	27	30	26	28	31	22t	22	32	9	26	28	23	30	32
JAC	6	8	9	5	8	14	12	24	3	15	19	6	18	5	22	11	5	26	29
KC	11	15	26	14	6	24	2	21	9t	8	18	18	17	32	24	12	15t	29	21
MIA	15	13	3	3	25	18	21	13	15t	7	22t	16	10	21	15	6	6t	14	22
NE	31	29	17	24	31	29	7	20	32	28	15t	13	6	22	19	15	24	3	10
NYJ	5	5	13	7	5	7	6	14	6	4	1	9	4	18	12	20	32	15	15
OAK	29	26	27	32	27	15	15	19	31	25	5	32	27	25	29	29	2	23	18
PIT	1	1	8	9	1	1	24	18	1	19	28	12	16	7	17	1	10t	7	1
SD	16	25	20	20	13	28	8	17	17	32	2	29	25	28	30	22	28	11	6
TEN	18t	11	24	22	14	5	26	31	20	23	10t	4	8	10	2	8	31	17	20
ARI	18t	10	21	16	17	10	28	11	25	1	22t	25	23	13	1	17	3	21	25
ATL	12	18	6	15	20	19	11	25	11	29	25	1	22	24	27	18	15t	10	7
CAR	28	30	25	25	24	32	18	22	23	27	6t	30	30	4	10	27	25	20	11
CHI	17	14	5	10	28	13	13	29	9t	10	12t	2	19	1	3	14	18t	16	26
DAL	14	24	7	12	23	23	20	9	14	22	8t	14	5	31	32	16	6t	12	8
DET	23	20	23	30	22	8	9	16	21	3	15t	31	26	19	25	23	26t	8	9
GB	32	31	14	26	32	30	1	32	30	26	3	28	15	2	5	19	10t	2	17
MIN	21	21	11	6	26	25	31	2	24	30	26t	27	21	29	31	31	30	28	24
NO	24	27	12	29	30	16	32	28	22	5	4	5	28	12	14	13	22	1	2
NYG	27	23	19	23	29	20	10	6	26	17	26t	17	11	11	28	25	9	19	12
PHI	8	12	16	19	10	11	17	1	8	13	12t	3	14	3	21	10	1	9	4
STL	22	19	31	28	7	17	23	8	18	18	29	26	24	16	20	26	20	32	30
SF	4	6	1	1	16	9	4	12	2	11	12t	11	13	17	4	2	10t	4	14
SEA	9	7	15	4	11	12	3	23	15t	9	30	21	29	14	6	7	4	18	23
TB	30	32	32	31	21	31	16	30	29	20	31t	8	9	6	7	32	8	31	31
WAS	13	17	18	18	12	22	22	7	12	16	10t	10	2	20	8	21	17	24	16

Opponent/Defense Rank

- (A) Total Yards per Game
- (B) Yards per Play
- (C) Rushing Yards per Game
- (D) Rushing Yards per Attempt
- (E) Passing Net Yards per Game
- (F) Passing Net Yards per Play
- (G) Passing, Percent Had Intercepted
- (H) Sacks per Pass Play
- (I) First Downs per Game
- (J) Third Down Efficiency
- (K) Fourth Down Efficiency
- (L) Punt Return Average
- (M) Kickoff Return Average
- (N) Gross Punting Average
- (O) Net Punting Average
- (P) Points per Game
- (Q) Field Goal Percentage

Combined Offense/Defense Rank

- (R) Points per Game Differential
- (S) Net Yards per Game Differential

WEEK 17 / THROUGH SUNDAY, JANUARY 1, 2012**AFC / TOTAL OFFENSE**

Rank	Team	Total	Rushing	Passing	Total	Rushing	Passing
1)	New England	6848	1764	5084	428.0	110.3	317.8
2)	San Diego	6290	1864	4426	393.1	116.5	276.6
3)	Oakland	6072	2110	3962	379.5	131.9	247.6
4)	Pittsburgh	5957	1903	4054	372.3	118.9	253.4
5)	Houston	5954	2448	3506	372.1	153.0	219.1
6)	Buffalo	5624	1921	3703	351.5	120.1	231.4
7)	Baltimore	5419	1996	3423	338.7	124.8	213.9
8)	Tennessee	5361	1438	3923	335.1	89.9	245.2
9)	Cincinnati	5118	1778	3340	319.9	111.1	208.8
10)	Miami	5078	1987	3091	317.4	124.2	193.2
11)	Denver	5066	2632	2434	316.6	164.5	152.1
12)	New York Jets	4989	1692	3297	311.8	105.8	206.1
13)	Kansas City	4973	1893	3080	310.8	118.3	192.5
14)	Cleveland	4621	1531	3090	288.8	95.7	193.1
15)	Indianapolis	4589	1594	2995	286.8	99.6	187.2
16)	Jacksonville	4149	1970	2179	259.3	123.1	136.2

AFC / TOTAL DEFENSE

Rank	Team	Total	Rushing	Passing	Total	Rushing	Passing
1)	Pittsburgh	4348	1597	2751	271.8	99.8	171.9
2)	Houston	4571	1536	3035	285.7	96.0	189.7
3)	Baltimore	4622	1482	3140	288.9	92.6	196.3
4)	New York Jets	4993	1777	3216	312.1	111.1	201.0
5)	Jacksonville	5008	1667	3341	313.0	104.2	208.8
6)	Cincinnati	5060	1675	3385	316.3	104.7	211.6
7)	Cleveland	5318	2359	2959	332.4	147.4	184.9
8)	Kansas City	5333	2112	3221	333.3	132.0	201.3
9)	Miami	5522	1530	3992	345.1	95.6	249.5
10)	San Diego	5546	1955	3591	346.6	122.2	224.4
11)	Tennessee	5682	2053	3629	355.1	128.3	226.8
12)	Denver	5725	2021	3704	357.8	126.3	231.5
13)	Indianapolis	5935	2303	3632	370.9	143.9	227.0
14)	Buffalo	5938	2224	3714	371.1	139.0	232.1
15)	Oakland	6201	2178	4023	387.6	136.1	251.4
16)	New England	6577	1874	4703	411.1	117.1	293.9

NFC / TOTAL OFFENSE

Rank	Team	Total	Rushing	Passing	Total	Rushing	Passing
1)	New Orleans	7474	2127	5347	467.1	132.9	334.2
2)	Green Bay	6482	1558	4924	405.1	97.4	307.8
3)	Philadelphia	6386	2276	4110	399.1	142.3	256.9
4)	Detroit	6337	1523	4814	396.1	95.2	300.9
5)	Carolina	6237	2408	3829	389.8	150.5	239.3
6)	New York Giants	6161	1427	4734	385.1	89.2	295.9
7)	Atlanta	6026	1834	4192	376.6	114.6	262.0
8)	Dallas	6008	1807	4201	375.5	112.9	262.6
9)	Washington	5387	1614	3773	336.7	100.9	235.8
10)	Minnesota	5275	2318	2957	329.7	144.9	184.8
11)	Arizona	5192	1625	3567	324.5	101.6	222.9
12)	Tampa Bay	5108	1458	3650	319.3	91.1	228.1
13)	Chicago	5026	2015	3011	314.1	125.9	188.2
14)	San Francisco	4974	2038	2936	310.9	127.4	183.5
15)	Seattle	4860	1756	3104	303.8	109.8	194.0
16)	St. Louis	4537	1667	2870	283.6	104.2	179.4

NFC / TOTAL DEFENSE

Rank	Team	Total	Rushing	Passing	Total	Rushing	Passing
1)	San Francisco	4930	1236	3694	308.1	77.3	230.9
2)	Philadelphia	5198	1801	3397	324.9	112.6	212.3
3)	Seattle	5315	1797	3518	332.2	112.3	219.9
4)	Atlanta	5338	1552	3786	333.6	97.0	236.6
5)	Washington	5437	1884	3553	339.8	117.8	222.1
6)	Dallas	5491	1585	3906	343.2	99.1	244.1
7)	Chicago	5607	1542	4065	350.4	96.4	254.1
8)	Arizona	5682	1986	3696	355.1	124.1	231.0
9)	Minnesota	5731	1712	4019	358.2	107.0	251.2
10)	St. Louis	5734	2427	3307	358.4	151.7	206.7
11)	Detroit	5881	2050	3831	367.6	128.1	239.4
12)	New Orleans	5895	1738	4157	368.4	108.6	259.8
13)	New York Giants	6022	1940	4082	376.4	121.3	255.1
14)	Carolina	6042	2093	3949	377.6	130.8	246.8
15)	Tampa Bay	6311	2497	3814	394.4	156.1	238.4
16)	Green Bay	6585	1789	4796	411.6	111.8	299.8

WEEK 17 / THROUGH SUNDAY, JANUARY 1, 2012

NFL / TOTAL OFFENSE

Rank	Team	Total	Rushing	Passing	Total	Rushing	Passing
1)	New Orleans	7474	2127	5347	467.1	132.9	334.2
2)	New England	6848	1764	5084	428.0	110.3	317.8
3)	Green Bay	6482	1558	4924	405.1	97.4	307.8
4)	Philadelphia	6386	2276	4110	399.1	142.3	256.9
5)	Detroit	6337	1523	4814	396.1	95.2	300.9
6)	San Diego	6290	1864	4426	393.1	116.5	276.6
7)	Carolina	6237	2408	3829	389.8	150.5	239.3
8)	New York Giants	6161	1427	4734	385.1	89.2	295.9
9)	Oakland	6072	2110	3962	379.5	131.9	247.6
10)	Atlanta	6026	1834	4192	376.6	114.6	262.0
11)	Dallas	6008	1807	4201	375.5	112.9	262.6
12)	Pittsburgh	5957	1903	4054	372.3	118.9	253.4
13)	Houston	5954	2448	3506	372.1	153.0	219.1
14)	Buffalo	5624	1921	3703	351.5	120.1	231.4
15)	Baltimore	5419	1996	3423	338.7	124.8	213.9
16)	Washington	5387	1614	3773	336.7	100.9	235.8
17)	Tennessee	5361	1438	3923	335.1	89.9	245.2
18)	Minnesota	5275	2318	2957	329.7	144.9	184.8
19)	Arizona	5192	1625	3567	324.5	101.6	222.9
20)	Cincinnati	5118	1778	3340	319.9	111.1	208.8
21)	Tampa Bay	5108	1458	3650	319.3	91.1	228.1
22)	Miami	5078	1987	3091	317.4	124.2	193.2
23)	Denver	5066	2632	2434	316.6	164.5	152.1
24)	Chicago	5026	2015	3011	314.1	125.9	188.2
25)	New York Jets	4989	1692	3297	311.8	105.8	206.1
26)	San Francisco	4974	2038	2936	310.9	127.4	183.5
27)	Kansas City	4973	1893	3080	310.8	118.3	192.5
28)	Seattle	4860	1756	3104	303.8	109.8	194.0
29)	Cleveland	4621	1531	3090	288.8	95.7	193.1
30)	Indianapolis	4589	1594	2995	286.8	99.6	187.2
31)	St. Louis	4537	1667	2870	283.6	104.2	179.4
32)	Jacksonville	4149	1970	2179	259.3	123.1	136.2

NFL / TOTAL DEFENSE

Rank	Team	Total	Rushing	Passing	Total	Rushing	Passing
1)	Pittsburgh	4348	1597	2751	271.8	99.8	171.9
2)	Houston	4571	1536	3035	285.7	96.0	189.7
3)	Baltimore	4622	1482	3140	288.9	92.6	196.3
4)	San Francisco	4930	1236	3694	308.1	77.3	230.9
5)	New York Jets	4993	1777	3216	312.1	111.1	201.0
6)	Jacksonville	5008	1667	3341	313.0	104.2	208.8
7)	Cincinnati	5060	1675	3385	316.3	104.7	211.6
8)	Philadelphia	5198	1801	3397	324.9	112.6	212.3
9)	Seattle	5315	1797	3518	332.2	112.3	219.9
10)	Cleveland	5318	2359	2959	332.4	147.4	184.9
11)	Kansas City	5333	2112	3221	333.3	132.0	201.3
12)	Atlanta	5338	1552	3786	333.6	97.0	236.6
13)	Washington	5437	1884	3553	339.8	117.8	222.1
14)	Dallas	5491	1585	3906	343.2	99.1	244.1
15)	Miami	5522	1530	3992	345.1	95.6	249.5
16)	San Diego	5546	1955	3591	346.6	122.2	224.4
17)	Chicago	5607	1542	4065	350.4	96.4	254.1
18t)	Tennessee	5682	2053	3629	355.1	128.3	226.8
18t)	Arizona	5682	1986	3696	355.1	124.1	231.0
20)	Denver	5725	2021	3704	357.8	126.3	231.5
21)	Minnesota	5731	1712	4019	358.2	107.0	251.2
22)	St. Louis	5734	2427	3307	358.4	151.7	206.7
23)	Detroit	5881	2050	3831	367.6	128.1	239.4
24)	New Orleans	5895	1738	4157	368.4	108.6	259.8
25)	Indianapolis	5935	2303	3632	370.9	143.9	227.0
26)	Buffalo	5938	2224	3714	371.1	139.0	232.1
27)	New York Giants	6022	1940	4082	376.4	121.3	255.1
28)	Carolina	6042	2093	3949	377.6	130.8	246.8
29)	Oakland	6201	2178	4023	387.6	136.1	251.4
30)	Tampa Bay	6311	2497	3814	394.4	156.1	238.4
31)	New England	6577	1874	4703	411.1	117.1	293.9
32)	Green Bay	6585	1789	4796	411.6	111.8	299.8

WEEK 17 / THROUGH SUNDAY, JANUARY 1, 2012

AFC / TAKE-AWAYS, GIVE-AWAYS

Rank	Team	TAKE-AWAYS			GIVE-AWAYS			Net Diff
		Int	Fum	Total	Int	Fum	Total	
1)	New England	23	11	34	12	5	17	= +17
2)	Houston	17	10	27	9	11	20	= +7
3)	Jacksonville	17	11	28	15	8	23	= +5
4)	Baltimore	15	11	26	12	12	24	= +2
5t)	Buffalo	20	11	31	25	5	30	= +1
5t)	Cleveland	9	11	20	13	6	19	= +1
5t)	Tennessee	11	12	23	14	8	22	= +1
8)	Cincinnati	10	12	22	14	8	22	= 0
9)	Kansas City	20	6	26	18	10	28	= -2
10)	New York Jets	19	12	31	18	16	34	= -3
11)	Oakland	18	8	26	23	7	30	= -4
12)	Miami	16	3	19	13	12	25	= -6
13)	San Diego	17	4	21	20	8	28	= -7
14t)	Denver	9	9	18	13	17	30	= -12
14t)	Indianapolis	8	9	17	14	15	29	= -12
16)	Pittsburgh	11	4	15	15	13	28	= -13
	Totals	240	144	384	248	161	409	= -25

NFC / TAKE-AWAYS, GIVE-AWAYS

Rank	Team	TAKE-AWAYS			GIVE-AWAYS			Net Diff
		Int	Fum	Total	Int	Fum	Total	
1)	San Francisco	23	15	38	5	5	10	= +28
2)	Green Bay	31	7	38	8	6	14	= +24
3)	Detroit	21	13	34	16	7	23	= +11
4t)	Atlanta	19	10	29	13	8	21	= +8
4t)	Seattle	22	9	31	14	9	23	= +8
6)	New York Giants	20	11	31	16	8	24	= +7
7)	Dallas	15	10	25	12	9	21	= +4
8)	Chicago	20	11	31	20	9	29	= +2
9)	Carolina	14	10	24	17	6	23	= +1
10t)	Minnesota	8	15	23	17	9	26	= -3
10t)	New Orleans	9	7	16	14	5	19	= -3
12)	St. Louis	12	6	18	10	13	23	= -5
13)	Arizona	10	9	19	23	9	32	= -13
14t)	Philadelphia	15	9	24	25	13	38	= -14
14t)	Washington	13	8	21	24	11	35	= -14
16)	Tampa Bay	14	10	24	24	16	40	= -16
	Totals	266	160	426	258	143	401	= +25

NFL / TAKE-AWAYS, GIVE-AWAYS

Rank	Team	TAKE-AWAYS			GIVE-AWAYS			Net Diff
		Int	Fum	Total	Int	Fum	Total	
1)	San Francisco	23	15	38	5	5	10	= +28
2)	Green Bay	31	7	38	8	6	14	= +24
3)	New England	23	11	34	12	5	17	= +17
4)	Detroit	21	13	34	16	7	23	= +11
5t)	Atlanta	19	10	29	13	8	21	= +8
5t)	Seattle	22	9	31	14	9	23	= +8
7t)	Houston	17	10	27	9	11	20	= +7
7t)	New York Giants	20	11	31	16	8	24	= +7
9)	Jacksonville	17	11	28	15	8	23	= +5
10)	Dallas	15	10	25	12	9	21	= +4
11t)	Baltimore	15	11	26	12	12	24	= +2
11t)	Chicago	20	11	31	20	9	29	= +2
13t)	Buffalo	20	11	31	25	5	30	= +1
13t)	Cleveland	9	11	20	13	6	19	= +1
13t)	Tennessee	11	12	23	14	8	22	= +1
13t)	Carolina	14	10	24	17	6	23	= +1
17)	Cincinnati	10	12	22	14	8	22	= 0
18)	Kansas City	20	6	26	18	10	28	= -2
19t)	New York Jets	19	12	31	18	16	34	= -3
19t)	Minnesota	8	15	23	17	9	26	= -3
19t)	New Orleans	9	7	16	14	5	19	= -3
22)	Oakland	18	8	26	23	7	30	= -4
23)	St. Louis	12	6	18	10	13	23	= -5
24)	Miami	16	3	19	13	12	25	= -6
25)	San Diego	17	4	21	20	8	28	= -7
26t)	Denver	9	9	18	13	17	30	= -12
26t)	Indianapolis	8	9	17	14	15	29	= -12
28t)	Pittsburgh	11	4	15	15	13	28	= -13
28t)	Arizona	10	9	19	23	9	32	= -13
30t)	Philadelphia	15	9	24	25	13	38	= -14
30t)	Washington	13	8	21	24	11	35	= -14
32)	Tampa Bay	14	10	24	24	16	40	= -16
	Totals	506	304	810	506	304	810	= 0

WEEK 17 / THROUGH SUNDAY, JANUARY 1, 2012

AFC / TEAM/OFFENSE INSIDE THE 20

Rank	Team	Poss	Pts	TD	TD%	FG	Score	Score%
1)	New York Jets	55	284	36	65.5	11	47	85.5
2)	New England	72	385	47	65.3	18	65	90.3
3)	Tennessee	37	187	22	59.5	11	33	89.2
4)	San Diego	54	248	29	53.7	15	44	81.5
5)	Buffalo	53	241	28	52.8	15	43	81.1
6)	Oakland	47	218	24	51.1	17	41	87.2
7)	Baltimore	49	233	25	51.0	19	44	89.8
8)	Pittsburgh	53	237	27	50.9	16	43	81.1
9)	Jacksonville	35	151	17	48.6	11	28	80.0
10)	Denver	36	155	17	47.2	12	29	80.6
11)	Miami	53	234	25	47.2	20	45	84.9
12)	Houston	60	267	28	46.7	24	52	86.7
13)	Cincinnati	51	219	23	45.1	20	43	84.3
14)	Indianapolis	38	151	16	42.1	13	29	76.3
15)	Cleveland	31	123	13	41.9	11	24	77.4
16)	Kansas City	36	129	12	33.3	15	27	75.0

AFC / OPPONENTS/DEFENSE INSIDE THE 20

Rank	Team	Poss	Pts	TD	TD%	FG	Score	Score%
1)	Baltimore	42	157	16	38.1	15	31	73.8
2)	Cleveland	49	200	20	40.8	20	40	81.6
3)	Miami	52	218	23	44.2	19	42	80.8
4)	Houston	44	192	21	47.7	15	36	81.8
5)	Tennessee	48	214	23	47.9	18	41	85.4
6)	Denver	52	250	27	51.9	21	48	92.3
7)	New York Jets	44	210	23	52.3	16	39	88.6
8)	Pittsburgh	31	149	17	54.8	10	27	87.1
9)	Kansas City	51	236	28	54.9	13	41	80.4
10)	New England	61	284	34	55.7	16	50	82.0
11)	Jacksonville	43	207	24	55.8	13	37	86.0
12)	Cincinnati	41	205	24	58.5	13	37	90.2
13)	Oakland	51	246	30	58.8	12	42	82.4
14)	San Diego	49	250	29	59.2	15	44	89.8
15)	Indianapolis	57	290	35	61.4	15	50	87.7
16)	Buffalo	59	308	38	64.4	14	52	88.1

NFC / TEAM/OFFENSE INSIDE THE 20

Rank	Team	Poss	Pts	TD	TD%	FG	Score	Score%
1)	Green Bay	66	358	43	65.2	19	62	93.9
2)	Detroit	58	311	37	63.8	17	54	93.1
3)	New Orleans	75	370	44	58.7	20	64	85.3
4)	Carolina	57	274	33	57.9	14	47	82.5
5)	New York Giants	56	271	32	57.1	15	47	83.9
6)	Minnesota	53	251	30	56.6	14	44	83.0
7)	Chicago	38	183	20	52.6	14	34	89.5
8)	Atlanta	59	280	31	52.5	21	52	88.1
9)	Philadelphia	66	298	34	51.5	20	54	81.8
10)	Arizona	45	198	23	51.1	13	36	80.0
11)	Tampa Bay	38	165	19	50.0	12	31	81.6
12)	Dallas	51	232	25	49.0	19	44	86.3
13)	Seattle	46	198	22	47.8	15	37	80.4
14)	Washington	51	201	21	41.2	18	39	76.5
15)	San Francisco	54	238	22	40.7	28	50	92.6
16)	St. Louis	31	120	12	38.7	12	24	77.4

NFC / OPPONENTS/DEFENSE INSIDE THE 20

Rank	Team	Poss	Pts	TD	TD%	FG	Score	Score%
1)	Arizona	58	232	23	39.7	24	47	81.0
2)	San Francisco	34	140	14	41.2	14	28	82.4
3)	Washington	57	237	25	43.9	21	46	80.7
4)	Chicago	56	233	25	44.6	20	45	80.4
5)	Atlanta	47	198	22	46.8	15	37	78.7
6)	Seattle	39	178	19	48.7	15	34	87.2
7)	Detroit	53	240	26	49.1	19	45	84.9
8)	St. Louis	52	245	26	50.0	21	47	90.4
9)	Minnesota	56	266	29	51.8	21	50	89.3
10)	Dallas	49	239	27	55.1	16	43	87.8
11)	Green Bay	56	270	31	55.4	17	48	85.7
12)	New York Giants	61	283	34	55.7	15	49	80.3
13)	Tampa Bay	70	336	40	57.1	19	59	84.3
14)	Carolina	56	278	33	58.9	16	49	87.5
15)	New Orleans	39	197	23	59.0	12	35	89.7
16)	Philadelphia	47	222	28	59.6	9	37	78.7

WEEK 17 / THROUGH SUNDAY, JANUARY 1, 2012

NFL / TEAM/OFFENSE INSIDE THE 20

Rank	Team	Poss	Pts	TD	TD%	FG	Score	Score%
1)	New York Jets	55	284	36	65.5	11	47	85.5
2)	New England	72	385	47	65.3	18	65	90.3
3)	Green Bay	66	358	43	65.2	19	62	93.9
4)	Detroit	58	311	37	63.8	17	54	93.1
5)	Tennessee	37	187	22	59.5	11	33	89.2
6)	New Orleans	75	370	44	58.7	20	64	85.3
7)	Carolina	57	274	33	57.9	14	47	82.5
8)	New York Giants	56	271	32	57.1	15	47	83.9
9)	Minnesota	53	251	30	56.6	14	44	83.0
10)	San Diego	54	248	29	53.7	15	44	81.5
11)	Buffalo	53	241	28	52.8	15	43	81.1
12)	Chicago	38	183	20	52.6	14	34	89.5
13)	Atlanta	59	280	31	52.5	21	52	88.1
14)	Philadelphia	66	298	34	51.5	20	54	81.8
15)	Arizona	45	198	23	51.1	13	36	80.0
16)	Oakland	47	218	24	51.1	17	41	87.2
17)	Baltimore	49	233	25	51.0	19	44	89.8
18)	Pittsburgh	53	237	27	50.9	16	43	81.1
19)	Tampa Bay	38	165	19	50.0	12	31	81.6
20)	Dallas	51	232	25	49.0	19	44	86.3
21)	Jacksonville	35	151	17	48.6	11	28	80.0
22)	Seattle	46	198	22	47.8	15	37	80.4
23)	Denver	36	155	17	47.2	12	29	80.6
24)	Miami	53	234	25	47.2	20	45	84.9
25)	Houston	60	267	28	46.7	24	52	86.7
26)	Cincinnati	51	219	23	45.1	20	43	84.3
27)	Indianapolis	38	151	16	42.1	13	29	76.3
28)	Cleveland	31	123	13	41.9	11	24	77.4
29)	Washington	51	201	21	41.2	18	39	76.5
30)	San Francisco	54	238	22	40.7	28	50	92.6
31)	St. Louis	31	120	12	38.7	12	24	77.4
32)	Kansas City	36	129	12	33.3	15	27	75.0

NFL / OPPONENTS/DEFENSE INSIDE THE 20

Rank	Team	Poss	Pts	TD	TD%	FG	Score	Score%
1)	Baltimore	42	157	16	38.1	15	31	73.8
2)	Arizona	58	232	23	39.7	24	47	81.0
3)	Cleveland	49	200	20	40.8	20	40	81.6
4)	San Francisco	34	140	14	41.2	14	28	82.4
5)	Washington	57	237	25	43.9	21	46	80.7
6)	Miami	52	218	23	44.2	19	42	80.8
7)	Chicago	56	233	25	44.6	20	45	80.4
8)	Atlanta	47	198	22	46.8	15	37	78.7
9)	Houston	44	192	21	47.7	15	36	81.8
10)	Tennessee	48	214	23	47.9	18	41	85.4
11)	Seattle	39	178	19	48.7	15	34	87.2
12)	Detroit	53	240	26	49.1	19	45	84.9
13)	St. Louis	52	245	26	50.0	21	47	90.4
14)	Minnesota	56	266	29	51.8	21	50	89.3
15)	Denver	52	250	27	51.9	21	48	92.3
16)	New York Jets	44	210	23	52.3	16	39	88.6
17)	Pittsburgh	31	149	17	54.8	10	27	87.1
18)	Kansas City	51	236	28	54.9	13	41	80.4
19)	Dallas	49	239	27	55.1	16	43	87.8
20)	Green Bay	56	270	31	55.4	17	48	85.7
21t)	New England	61	284	34	55.7	16	50	82.0
21t)	New York Giants	61	283	34	55.7	15	49	80.3
23)	Jacksonville	43	207	24	55.8	13	37	86.0
24)	Tampa Bay	70	336	40	57.1	19	59	84.3
25)	Cincinnati	41	205	24	58.5	13	37	90.2
26)	Oakland	51	246	30	58.8	12	42	82.4
27)	Carolina	56	278	33	58.9	16	49	87.5
28)	New Orleans	39	197	23	59.0	12	35	89.7
29)	San Diego	49	250	29	59.2	15	44	89.8
30)	Philadelphia	47	222	28	59.6	9	37	78.7
31)	Indianapolis	57	290	35	61.4	15	50	87.7
32)	Buffalo	59	308	38	64.4	14	52	88.1

WEEK 17 / THROUGH SUNDAY, JANUARY 1, 2012

AFC / OFFENSE/TEAMS: FIRST DOWNS, THIRD DOWNS, FOURTH DOWNS

Rank	Team	FIRST DOWNS				THIRD DOWNS			FOURTH DOWNS		
		Total	Rush	Pass	Pen	Made	Att	Pct	Made	Att	Pct
1)	New England	399	107	262	30	89	194	45.9	7	11	63.6
2)	San Diego	359	97	234	28	103	211	48.8	4	11	36.4
3)	Pittsburgh	341	96	221	24	90	196	45.9	3	8	37.5
4)	Oakland	328	110	186	32	71	199	35.7	7	13	53.8
5)	Houston	321	131	176	14	93	224	41.5	3	11	27.3
6)	Buffalo	313	100	180	33	62	191	32.5	9	22	40.9
7)	Baltimore	312	98	181	33	97	229	42.4	4	7	57.1
8)	New York Jets	301	92	173	36	74	213	34.7	4	11	36.4
9)	Miami	287	89	166	32	69	207	33.3	6	16	37.5
10)	Denver	286	129	130	27	66	214	30.8	3	13	23.1
11)	Cincinnati	285	93	160	32	80	219	36.5	4	10	40.0
12)	Tennessee	281	71	185	25	80	218	36.7	10	14	71.4
13)	Cleveland	278	77	173	28	92	238	38.7	10	18	55.6
14)	Kansas City	277	89	163	25	81	225	36.0	7	17	41.2
15)	Indianapolis	258	69	170	19	74	214	34.6	4	11	36.4
16)	Jacksonville	251	103	122	26	81	241	33.6	6	17	35.3
	Totals	4877	1551	2882	444	1302	3433	37.9	91	210	43.3

AFC / DEFENSE/OPPONENTS: FIRST DOWNS, THIRD DOWNS, FOURTH DOWNS

Rank	Team	FIRST DOWNS				THIRD DOWNS			FOURTH DOWNS		
		Total	Rush	Pass	Pen	Made	Att	Pct	Made	Att	Pct
1)	Pittsburgh	264	82	156	26	86	221	38.9	8	13	61.5
2)	Jacksonville	268	73	175	20	79	218	36.2	4	9	44.4
3)	Baltimore	269	79	166	24	71	221	32.1	10	21	47.6
4)	Houston	270	73	166	31	76	212	35.8	6	13	46.2
5)	New York Jets	272	83	167	22	69	211	32.7	1	10	10.0
6)	Cincinnati	284	94	170	20	78	220	35.5	4	11	36.4
7)	Kansas City	291	96	169	26	72	210	34.3	7	16	43.8
8)	Cleveland	301	124	149	28	95	230	41.3	6	14	42.9
9)	Miami	310	88	198	24	74	219	33.8	7	14	50.0
10)	San Diego	311	102	186	23	96	195	49.2	1	9	11.1
11)	Denver	315	101	182	32	73	218	33.5	3	9	33.3
12)	Tennessee	324	111	187	26	96	236	40.7	8	20	40.0
13)	Buffalo	340	120	196	24	75	189	39.7	9	13	69.2
14)	Indianapolis	343	136	193	14	98	216	45.4	3	6	50.0
15)	Oakland	369	105	206	58	92	219	42.0	4	14	28.6
16)	New England	370	101	245	24	87	202	43.1	8	19	42.1
	Totals	4901	1568	2911	422	1317	3437	38.3	89	211	42.2

WEEK 17 / THROUGH SUNDAY, JANUARY 1, 2012

NFC / OFFENSE/TEAMS: FIRST DOWNS, THIRD DOWNS, FOURTH DOWNS

Rank	Team	FIRST DOWNS				THIRD DOWNS			FOURTH DOWNS		
		Total	Rush	Pass	Pen	Made	Att	Pct	Made	Att	Pct
1)	New Orleans	416	116	280	20	118	208	56.7	3	10	30.0
2)	Philadelphia	356	134	197	25	85	205	41.5	7	15	46.7
3)	Green Bay	353	89	230	34	91	189	48.1	4	8	50.0
4t)	Atlanta	349	100	215	34	99	224	44.2	4	13	30.8
4t)	Detroit	349	71	244	34	76	212	35.8	8	14	57.1
6)	Carolina	345	139	175	31	75	185	40.5	6	10	60.0
7)	New York Giants	331	84	216	31	77	206	37.4	4	13	30.8
8)	Dallas	327	91	219	17	78	198	39.4	5	10	50.0
9)	Washington	312	79	204	29	81	219	37.0	4	13	30.8
10)	Minnesota	297	118	159	20	83	216	38.4	7	18	38.9
11)	Arizona	286	83	175	28	66	205	32.2	9	15	60.0
12)	San Francisco	282	101	150	31	65	221	29.4	9	14	64.3
13)	Tampa Bay	277	74	180	23	76	206	36.9	8	21	38.1
14)	Chicago	271	97	153	21	66	203	32.5	2	8	25.0
15)	St. Louis	267	79	159	29	64	228	28.1	8	23	34.8
16)	Seattle	265	89	153	23	77	228	33.8	7	15	46.7
	Totals	5083	1544	3109	430	1277	3353	38.1	95	220	43.2

NFC / DEFENSE/OPPONENTS: FIRST DOWNS, THIRD DOWNS, FOURTH DOWNS

Rank	Team	FIRST DOWNS				THIRD DOWNS			FOURTH DOWNS		
		Total	Rush	Pass	Pen	Made	Att	Pct	Made	Att	Pct
1)	San Francisco	267	53	190	24	76	216	35.2	7	17	41.2
2)	Philadelphia	289	84	173	32	75	211	35.5	7	17	41.2
3)	Chicago	291	75	199	17	80	229	34.9	7	17	41.2
4)	Atlanta	292	87	186	19	93	211	44.1	6	11	54.5
5)	Washington	295	95	180	20	77	206	37.4	4	10	40.0
6)	Dallas	305	78	199	28	81	204	39.7	4	11	36.4
7)	Seattle	310	96	174	40	77	221	34.8	7	11	63.6
8)	St. Louis	313	122	166	25	83	216	38.4	5	8	62.5
9)	Detroit	325	91	195	39	67	205	32.7	8	19	42.1
10)	New Orleans	326	92	196	38	67	202	33.2	6	22	27.3
11)	Carolina	329	110	191	28	83	194	42.8	4	12	33.3
12)	Minnesota	332	92	213	27	92	208	44.2	5	9	55.6
13)	Arizona	333	118	174	41	71	226	31.4	4	8	50.0
14)	New York Giants	338	103	210	25	84	220	38.2	10	18	55.6
15)	Tampa Bay	356	135	188	33	73	185	39.5	9	13	69.2
16)	Green Bay	358	96	246	16	83	195	42.6	4	16	25.0
	Totals	5059	1527	3080	452	1262	3349	37.7	97	219	44.3

WEEK 17 / THROUGH SUNDAY, JANUARY 1, 2012

NFL / OFFENSE/TEAMS: FIRST DOWNS, THIRD DOWNS, FOURTH DOWNS

Rank	Team	FIRST DOWNS				THIRD DOWNS			FOURTH DOWNS		
		Total	Rush	Pass	Pen	Made	Att	Pct	Made	Att	Pct
1)	New Orleans	416	116	280	20	118	208	56.7	3	10	30.0
2)	New England	399	107	262	30	89	194	45.9	7	11	63.6
3)	San Diego	359	97	234	28	103	211	48.8	4	11	36.4
4)	Philadelphia	356	134	197	25	85	205	41.5	7	15	46.7
5)	Green Bay	353	89	230	34	91	189	48.1	4	8	50.0
6t)	Atlanta	349	100	215	34	99	224	44.2	4	13	30.8
6t)	Detroit	349	71	244	34	76	212	35.8	8	14	57.1
8)	Carolina	345	139	175	31	75	185	40.5	6	10	60.0
9)	Pittsburgh	341	96	221	24	90	196	45.9	3	8	37.5
10)	New York Giants	331	84	216	31	77	206	37.4	4	13	30.8
11)	Oakland	328	110	186	32	71	199	35.7	7	13	53.8
12)	Dallas	327	91	219	17	78	198	39.4	5	10	50.0
13)	Houston	321	131	176	14	93	224	41.5	3	11	27.3
14)	Buffalo	313	100	180	33	62	191	32.5	9	22	40.9
15t)	Baltimore	312	98	181	33	97	229	42.4	4	7	57.1
15t)	Washington	312	79	204	29	81	219	37.0	4	13	30.8
17)	New York Jets	301	92	173	36	74	213	34.7	4	11	36.4
18)	Minnesota	297	118	159	20	83	216	38.4	7	18	38.9
19)	Miami	287	89	166	32	69	207	33.3	6	16	37.5
20t)	Denver	286	129	130	27	66	214	30.8	3	13	23.1
20t)	Arizona	286	83	175	28	66	205	32.2	9	15	60.0
22)	Cincinnati	285	93	160	32	80	219	36.5	4	10	40.0
23)	San Francisco	282	101	150	31	65	221	29.4	9	14	64.3
24)	Tennessee	281	71	185	25	80	218	36.7	10	14	71.4
25)	Cleveland	278	77	173	28	92	238	38.7	10	18	55.6
26t)	Kansas City	277	89	163	25	81	225	36.0	7	17	41.2
26t)	Tampa Bay	277	74	180	23	76	206	36.9	8	21	38.1
28)	Chicago	271	97	153	21	66	203	32.5	2	8	25.0
29)	St. Louis	267	79	159	29	64	228	28.1	8	23	34.8
30)	Seattle	265	89	153	23	77	228	33.8	7	15	46.7
31)	Indianapolis	258	69	170	19	74	214	34.6	4	11	36.4
32)	Jacksonville	251	103	122	26	81	241	33.6	6	17	35.3
	Totals	9960	3095	5991	874	2579	6786	38.0	186	430	43.3

NFL / DEFENSE/OPPONENTS: FIRST DOWNS, THIRD DOWNS, FOURTH DOWNS

Rank	Team	FIRST DOWNS				THIRD DOWNS			FOURTH DOWNS		
		Total	Rush	Pass	Pen	Made	Att	Pct	Made	Att	Pct
1)	Pittsburgh	264	82	156	26	86	221	38.9	8	13	61.5
2)	San Francisco	267	53	190	24	76	216	35.2	7	17	41.2
3)	Jacksonville	268	73	175	20	79	218	36.2	4	9	44.4
4)	Baltimore	269	79	166	24	71	221	32.1	10	21	47.6
5)	Houston	270	73	166	31	76	212	35.8	6	13	46.2
6)	New York Jets	272	83	167	22	69	211	32.7	1	10	10.0
7)	Cincinnati	284	94	170	20	78	220	35.5	4	11	36.4
8)	Philadelphia	289	84	173	32	75	211	35.5	7	17	41.2
9t)	Kansas City	291	96	169	26	72	210	34.3	7	16	43.8
9t)	Chicago	291	75	199	17	80	229	34.9	7	17	41.2
11)	Atlanta	292	87	186	19	93	211	44.1	6	11	54.5
12)	Washington	295	95	180	20	77	206	37.4	4	10	40.0
13)	Cleveland	301	124	149	28	95	230	41.3	6	14	42.9
14)	Dallas	305	78	199	28	81	204	39.7	4	11	36.4
15t)	Miami	310	88	198	24	74	219	33.8	7	14	50.0
15t)	Seattle	310	96	174	40	77	221	34.8	7	11	63.6
17)	San Diego	311	102	186	23	96	195	49.2	1	9	11.1
18)	St. Louis	313	122	166	25	83	216	38.4	5	8	62.5
19)	Denver	315	101	182	32	73	218	33.5	3	9	33.3
20)	Tennessee	324	111	187	26	96	236	40.7	8	20	40.0
21)	Detroit	325	91	195	39	67	205	32.7	8	19	42.1
22)	New Orleans	326	92	196	38	67	202	33.2	6	22	27.3
23)	Carolina	329	110	191	28	83	194	42.8	4	12	33.3
24)	Minnesota	332	92	213	27	92	208	44.2	5	9	55.6
25)	Arizona	333	118	174	41	71	226	31.4	4	8	50.0
26)	New York Giants	338	103	210	25	84	220	38.2	10	18	55.6
27)	Buffalo	340	120	196	24	75	189	39.7	9	13	69.2
28)	Indianapolis	343	136	193	14	98	216	45.4	3	6	50.0
29)	Tampa Bay	356	135	188	33	73	185	39.5	9	13	69.2
30)	Green Bay	358	96	246	16	83	195	42.6	4	16	25.0
31)	Oakland	369	105	206	58	92	219	42.0	4	14	28.6
32)	New England	370	101	245	24	87	202	43.1	8	19	42.1
	Totals	9960	3095	5991	874	2579	6786	38.0	186	430	43.3

WEEK 17 / THROUGH SUNDAY, JANUARY 1, 2012

AFC / FIRST-DOWN PLAYS BY TEAMS

Rank	Team	Yds/Play	Plays	Yards
1)	Houston	6.57	466	3063
2)	Oakland	6.39	472	3018
3)	New England	6.39	511	3266
4)	Buffalo	6.06	454	2750
5)	San Diego	5.75	482	2771
6)	Denver	5.63	453	2552
7)	Pittsburgh	5.47	462	2527
8)	Tennessee	5.46	431	2352
9)	Indianapolis	5.34	415	2217
10)	Baltimore	5.32	449	2387
11)	Miami	5.11	439	2243
12)	Kansas City	4.89	437	2136
13)	Cincinnati	4.78	440	2103
14)	New York Jets	4.76	452	2151
15)	Cleveland	4.73	426	2016
16)	Jacksonville	4.59	417	1912
	TOTAL	5.48	7206	39464

AFC / FIRST-DOWN PLAYS BY OPPONENTS

Rank	Team	Yds/Play	Plays	Yards
1)	Pittsburgh	4.05	401	1625
2)	Baltimore	4.54	428	1942
3)	Houston	4.71	420	1979
4)	New York Jets	5.02	439	2204
5)	Denver	5.05	477	2409
6)	Cincinnati	5.09	441	2246
7)	Jacksonville	5.21	422	2197
8)	Cleveland	5.29	439	2323
9)	San Diego	5.54	436	2416
10)	Kansas City	5.58	432	2410
11)	Indianapolis	5.64	482	2719
12)	Oakland	5.67	492	2792
13)	Miami	5.92	466	2760
14)	Tennessee	5.96	469	2794
15)	Buffalo	6.23	470	2927
16)	New England	6.90	501	3455
	TOTAL	5.43	7215	39198

WEEK 17 / THROUGH SUNDAY, JANUARY 1, 2012

NFC / FIRST-DOWN PLAYS BY TEAMS

Rank	Team	Yds/Play	Plays	Yards
1)	Philadelphia	6.47	487	3149
2)	Detroit	6.33	480	3038
3)	Green Bay	6.29	461	2898
4)	New Orleans	6.27	519	3254
5)	Carolina	5.91	473	2797
6)	Washington	5.84	463	2706
7)	New York Giants	5.80	469	2719
8)	Dallas	5.71	467	2665
9)	San Francisco	5.54	430	2384
10)	Tampa Bay	5.40	426	2302
11)	Atlanta	5.40	481	2599
12)	Arizona	5.36	438	2347
13)	Seattle	4.83	426	2058
14)	Minnesota	4.80	441	2115
15)	Chicago	4.79	432	2069
16)	St. Louis	4.40	433	1904
	TOTAL	5.60	7326	41004

NFC / FIRST-DOWN PLAYS BY OPPONENTS

Rank	Team	Yds/Play	Plays	Yards
1)	Seattle	4.97	465	2311
2)	Detroit	5.02	477	2395
3)	Chicago	5.06	455	2301
4)	Minnesota	5.10	465	2371
5)	Arizona	5.13	488	2503
6)	Philadelphia	5.13	430	2206
7)	Dallas	5.45	440	2399
8)	Atlanta	5.47	432	2365
9)	San Francisco	5.51	421	2319
10)	New York Giants	5.65	481	2716
11)	St. Louis	5.75	454	2610
12)	Carolina	6.08	440	2674
13)	Washington	6.17	442	2727
14)	Tampa Bay	6.41	471	3018
15)	New Orleans	6.46	459	2964
16)	Green Bay	6.82	497	3391
	TOTAL	5.64	7317	41270

WEEK 17 / THROUGH SUNDAY, JANUARY 1, 2012

NFL / FIRST-DOWN PLAYS BY TEAMS

Rank	Team	Yds/Play	Plays	Yards
1)	Houston	6.57	466	3063
2)	Philadelphia	6.47	487	3149
3)	Oakland	6.39	472	3018
4)	New England	6.39	511	3266
5)	Detroit	6.33	480	3038
6)	Green Bay	6.29	461	2898
7)	New Orleans	6.27	519	3254
8)	Buffalo	6.06	454	2750
9)	Carolina	5.91	473	2797
10)	Washington	5.84	463	2706
11)	New York Giants	5.80	469	2719
12)	San Diego	5.75	482	2771
13)	Dallas	5.71	467	2665
14)	Denver	5.63	453	2552
15)	San Francisco	5.54	430	2384
16)	Pittsburgh	5.47	462	2527
17)	Tennessee	5.46	431	2352
18)	Tampa Bay	5.40	426	2302
19)	Atlanta	5.40	481	2599
20)	Arizona	5.36	438	2347
21)	Indianapolis	5.34	415	2217
22)	Baltimore	5.32	449	2387
23)	Miami	5.11	439	2243
24)	Kansas City	4.89	437	2136
25)	Seattle	4.83	426	2058
26)	Minnesota	4.80	441	2115
27)	Chicago	4.79	432	2069
28)	Cincinnati	4.78	440	2103
29)	New York Jets	4.76	452	2151
30)	Cleveland	4.73	426	2016
31)	Jacksonville	4.59	417	1912
32)	St. Louis	4.40	433	1904
	TOTAL	5.54	14532	80468

NFL / FIRST-DOWN PLAYS BY OPPONENTS

Rank	Team	Yds/Play	Plays	Yards
1)	Pittsburgh	4.05	401	1625
2)	Baltimore	4.54	428	1942
3)	Houston	4.71	420	1979
4)	Seattle	4.97	465	2311
5)	New York Jets	5.02	439	2204
6)	Detroit	5.02	477	2395
7)	Denver	5.05	477	2409
8)	Chicago	5.06	455	2301
9)	Cincinnati	5.09	441	2246
10)	Minnesota	5.10	465	2371
11)	Arizona	5.13	488	2503
12)	Philadelphia	5.13	430	2206
13)	Jacksonville	5.21	422	2197
14)	Cleveland	5.29	439	2323
15)	Dallas	5.45	440	2399
16)	Atlanta	5.47	432	2365
17)	San Francisco	5.51	421	2319
18)	San Diego	5.54	436	2416
19)	Kansas City	5.58	432	2410
20)	Indianapolis	5.64	482	2719
21)	New York Giants	5.65	481	2716
22)	Oakland	5.67	492	2792
23)	St. Louis	5.75	454	2610
24)	Miami	5.92	466	2760
25)	Tennessee	5.96	469	2794
26)	Carolina	6.08	440	2674
27)	Washington	6.17	442	2727
28)	Buffalo	6.23	470	2927
29)	Tampa Bay	6.41	471	3018
30)	New Orleans	6.46	459	2964
31)	Green Bay	6.82	497	3391
32)	New England	6.90	501	3455
	TOTAL	5.54	14532	80468

WEEK 17 / THROUGH SUNDAY, JANUARY 1, 2012

AFC / KICKOFFS (Receiving Team)

Rank	Team	TotKO	AdjKO	TB	TB%	EZ	EZ%	OB	I20	Avg.Start
1)	New York Jets	85	78	21	26.9	57	67.1	0	11	26.1
2)	Cleveland	75	74	24	32.4	51	68.0	2	11	24.5
3)	Baltimore	69	66	26	39.4	52	75.4	1	15	22.8
4)	New England	75	67	21	31.3	47	62.7	3	13	22.2
5)	San Diego	82	80	38	47.5	69	84.1	0	15	22.2
6)	Oakland	92	89	46	51.7	76	82.6	1	24	22.0
7)	Pittsburgh	62	58	23	39.7	48	77.4	1	12	21.8
8)	Miami	72	67	28	41.8	54	75.0	0	18	21.7
9)	Tennessee	75	73	40	54.8	65	86.7	1	12	21.7
10)	Denver	88	86	47	54.7	76	86.4	0	13	21.6
11)	Buffalo	90	90	53	58.9	78	86.7	0	13	21.4
12)	Cincinnati	76	72	31	43.1	64	84.2	0	10	21.4
13)	Houston	71	69	40	58.0	63	88.7	0	13	21.3
14)	Jacksonville	73	71	24	33.8	57	78.1	0	16	21.2
15)	Kansas City	75	72	27	37.5	55	73.3	1	21	20.6
16)	Indianapolis	92	92	61	66.3	78	84.8	0	20	19.6
	Totals	1252	1204	550	45.7	990	82.2	10	237	22.0

AFC / KICKOFFS (Kicking Team)

Rank	Team	TotKO	AdjKO	TB	TB%	EZ	EZ%	OB	I20	Avg.Start
1)	Cincinnati	80	80	36	45.0	67	83.8	0	23	20.3
2)	New England	104	101	41	40.6	80	76.9	2	30	20.8
3)	Denver	70	66	47	71.2	62	88.6	1	7	20.9
4)	New York Jets	81	78	17	21.8	49	60.5	1	26	21.2
5)	Buffalo	79	73	19	26.0	50	63.3	1	19	21.4
6)	Houston	86	83	38	45.8	70	81.4	0	16	21.4
7)	Pittsburgh	72	71	28	39.4	62	86.1	1	12	21.5
8)	Tennessee	78	76	44	57.9	64	82.1	2	16	21.7
9)	Jacksonville	65	65	39	60.0	58	89.2	0	9	21.9
10)	Miami	82	80	40	50.0	68	82.9	1	16	22.0
11)	Indianapolis	63	60	41	68.3	58	92.1	0	3	22.2
12)	San Diego	91	89	32	36.0	73	80.2	0	15	22.8
13)	Cleveland	59	55	10	18.2	39	66.1	1	18	23.0
14)	Kansas City	60	56	31	55.4	44	73.3	1	7	23.1
15)	Baltimore	83	81	45	55.6	67	80.7	0	2	23.9
16)	Oakland	81	76	32	42.1	55	67.9	0	12	25.4
	Totals	1234	1190	540	45.4	966	81.2	11	231	22.0

Note: Average team drive start DOES NOT include onside kicks or kickoffs at the end of a half unless either kickoff is returned for a touchdown. All other kickoffs (returned kickoffs, fair catches, touchback and kickoffs out of bounds) are included. Kickoffs resulting in the kicking team retaining possession are not included.

ADJ KO: Adjusted kickoffs are used to compute the Avg. Team Drive Start.

I20: The number of drives that start inside (not including) the 20 yd line.

WEEK 17 / THROUGH SUNDAY, JANUARY 1, 2012

NFC / KICKOFFS (Receiving Team)

Rank	Team	TotKO	AdjKO	TB	TB%	EZ	EZ%	OB	I20	Avg.Start
1)	Minnesota	95	92	39	42.4	74	77.9	1	12	24.5
2)	San Francisco	59	57	18	31.6	47	79.7	0	13	23.9
3)	Chicago	81	75	20	26.7	44	54.3	2	23	23.6
4)	Seattle	78	77	29	37.7	64	82.1	2	17	23.4
5)	Green Bay	79	71	31	43.7	57	72.2	3	13	23.2
6)	Tampa Bay	99	97	53	54.6	78	78.8	0	15	22.5
7)	Detroit	85	81	46	56.8	67	78.8	0	7	22.1
8)	Washington	86	84	28	33.3	61	70.9	1	24	22.0
9)	Dallas	77	76	43	56.6	63	81.8	1	15	21.8
10)	New Orleans	78	75	33	44.0	70	89.7	0	16	21.7
11)	New York Giants	87	85	32	37.6	68	78.2	1	19	21.4
12)	Philadelphia	72	71	31	43.7	54	75.0	2	13	21.4
13)	Carolina	93	92	51	55.4	80	86.0	1	18	21.4
14)	Arizona	81	79	28	35.4	70	86.4	1	18	21.3
15)	St. Louis	91	89	34	38.2	72	79.1	1	20	21.1
16)	Atlanta	79	78	54	69.2	73	92.4	0	10	20.0
	Totals	1320	1279	570	44.6	1042	81.5	16	253	22.2

NFC / KICKOFFS (Kicking Team)

Rank	Team	TotKO	AdjKO	TB	TB%	EZ	EZ%	OB	I20	Avg.Start
1)	Tampa Bay	69	63	37	58.7	57	82.6	1	15	20.3
2)	San Francisco	94	92	47	51.1	82	87.2	0	18	20.6
3)	Philadelphia	85	82	32	39.0	69	81.2	1	19	21.4
4)	New Orleans	107	103	68	66.0	92	86.0	0	12	21.7
5)	Washington	73	70	32	45.7	50	68.5	3	14	21.8
6)	St. Louis	54	50	15	30.0	47	87.0	1	15	21.9
7)	New York Giants	82	79	34	43.0	57	69.5	0	15	22.0
8)	Arizona	74	74	22	29.7	63	85.1	0	22	22.0
9)	Green Bay	110	107	49	45.8	86	78.2	1	16	22.2
10)	Dallas	86	85	33	38.8	61	70.9	1	17	22.2
11)	Chicago	82	80	43	53.8	63	76.8	3	6	22.3
12)	Carolina	84	77	53	68.8	75	89.3	0	10	22.4
13)	Atlanta	88	86	25	29.1	66	75.0	1	28	22.5
14)	Detroit	97	95	45	47.4	84	86.6	1	20	22.6
15)	Seattle	75	73	26	35.6	60	80.0	1	13	23.8
16)	Minnesota	78	77	19	24.7	54	69.2	1	19	24.2
	Totals	1338	1293	580	44.9	1066	82.4	15	259	22.1

Note: Average team drive start DOES NOT include onside kicks or kickoffs at the end of a half unless either kickoff is returned for a touchdown. All other kickoffs (returned kickoffs, fair catches, touchback and kickoffs out of bounds) are included. Kickoffs resulting in the kicking team retaining possession are not included.

ADJ KO: Adjusted kickoffs are used to compute the Avg. Team Drive Start.

I20: The number of drives that start inside (not including) the 20 yd line.

WEEK 17 / THROUGH SUNDAY, JANUARY 1, 2012

NFL / KICKOFFS (Receiving Team)

Rank	Team	TotKO	AdjKO	TB	TB%	EZ	EZ%	OB	I20	Avg.Start
1)	New York Jets	85	78	21	26.9	57	67.1	0	11	26.1
2)	Cleveland	75	74	24	32.4	51	68.0	2	11	24.5
3)	Minnesota	95	92	39	42.4	74	77.9	1	12	24.5
4)	San Francisco	59	57	18	31.6	47	79.7	0	13	23.9
5)	Chicago	81	75	20	26.7	44	54.3	2	23	23.6
6)	Seattle	78	77	29	37.7	64	82.1	2	17	23.4
7)	Green Bay	79	71	31	43.7	57	72.2	3	13	23.2
8)	Baltimore	69	66	26	39.4	52	75.4	1	15	22.8
9)	Tampa Bay	99	97	53	54.6	78	78.8	0	15	22.5
10)	New England	75	67	21	31.3	47	62.7	3	13	22.2
11)	San Diego	82	80	38	47.5	69	84.1	0	15	22.2
12)	Detroit	85	81	46	56.8	67	78.8	0	7	22.1
13)	Washington	86	84	28	33.3	61	70.9	1	24	22.0
14)	Oakland	92	89	46	51.7	76	82.6	1	24	22.0
15)	Dallas	77	76	43	56.6	63	81.8	1	15	21.8
16)	Pittsburgh	62	58	23	39.7	48	77.4	1	12	21.8
17)	Miami	72	67	28	41.8	54	75.0	0	18	21.7
18)	New Orleans	78	75	33	44.0	70	89.7	0	16	21.7
19)	Tennessee	75	73	40	54.8	65	86.7	1	12	21.7
20)	Denver	88	86	47	54.7	76	86.4	0	13	21.6
21)	New York Giants	87	85	32	37.6	68	78.2	1	19	21.4
22)	Philadelphia	72	71	31	43.7	54	75.0	2	13	21.4
23)	Buffalo	90	90	53	58.9	78	86.7	0	13	21.4
24)	Carolina	93	92	51	55.4	80	86.0	1	18	21.4
25)	Cincinnati	76	72	31	43.1	64	84.2	0	10	21.4
26)	Houston	71	69	40	58.0	63	88.7	0	13	21.3
27)	Arizona	81	79	28	35.4	70	86.4	1	18	21.3
28)	Jacksonville	73	71	24	33.8	57	78.1	0	16	21.2
29)	St. Louis	91	89	34	38.2	72	79.1	1	20	21.1
30)	Kansas City	75	72	27	37.5	55	73.3	1	21	20.6
31)	Atlanta	79	78	54	69.2	73	92.4	0	10	20.0
32)	Indianapolis	92	92	61	66.3	78	84.8	0	20	19.6
	Totals	2572	2483	1120	45.12	32	81.8	26	490	22.1

Note: Average opponent drive start DOES NOT include onside kicks or kickoffs at the end of a half unless either kickoff is returned for a touchdown. All other kickoffs (returned kickoffs, fair catches, touchback and kickoffs out of bounds) are included. Kickoffs resulting in the kicking team retaining possession are not included.

ADJ KO: Adjusted kickoffs are used to compute the Avg. Team Drive Start.

I20: The number of drives that start inside (not including) the 20 yd line.

WEEK 17 / THROUGH SUNDAY, JANUARY 1, 2012

NFL / KICKOFFS (Kicking Team)

Rank	Team	TotKO	AdjKO	TB	TB%	EZ	EZ%	OB	I20	Avg.Start
1)	Cincinnati	80	80	36	45.0	67	83.8	0	23	20.3
2)	Tampa Bay	69	63	37	58.7	57	82.6	1	15	20.3
3)	San Francisco	94	92	47	51.1	82	87.2	0	18	20.6
4)	New England	104	101	41	40.6	80	76.9	2	30	20.8
5)	Denver	70	66	47	71.2	62	88.6	1	7	20.9
6)	New York Jets	81	78	17	21.8	49	60.5	1	26	21.2
7)	Buffalo	79	73	19	26.0	50	63.3	1	19	21.4
8)	Philadelphia	85	82	32	39.0	69	81.2	1	19	21.4
9)	Houston	86	83	38	45.8	70	81.4	0	16	21.4
10)	Pittsburgh	72	71	28	39.4	62	86.1	1	12	21.5
11)	New Orleans	107	103	68	66.0	92	86.0	0	12	21.7
12)	Tennessee	78	76	44	57.9	64	82.1	2	16	21.7
13)	Washington	73	70	32	45.7	50	68.5	3	14	21.8
14)	St. Louis	54	50	15	30.0	47	87.0	1	15	21.9
15)	Jacksonville	65	65	39	60.0	58	89.2	0	9	21.9
16)	Miami	82	80	40	50.0	68	82.9	1	16	22.0
17)	New York Giants	82	79	34	43.0	57	69.5	0	15	22.0
18)	Arizona	74	74	22	29.7	63	85.1	0	22	22.0
19)	Green Bay	110	107	49	45.8	86	78.2	1	16	22.2
20)	Dallas	86	85	33	38.8	61	70.9	1	17	22.2
21)	Indianapolis	63	60	41	68.3	58	92.1	0	3	22.2
22)	Chicago	82	80	43	53.8	63	76.8	3	6	22.3
23)	Carolina	84	77	53	68.8	75	89.3	0	10	22.4
24)	Atlanta	88	86	25	29.1	66	75.0	1	28	22.5
25)	Detroit	97	95	45	47.4	84	86.6	1	20	22.6
26)	San Diego	91	89	32	36.0	73	80.2	0	15	22.8
27)	Cleveland	59	55	10	18.2	39	66.1	1	18	23.0
28)	Kansas City	60	56	31	55.4	44	73.3	1	7	23.1
29)	Seattle	75	73	26	35.6	60	80.0	1	13	23.8
30)	Baltimore	83	81	45	55.6	67	80.7	0	2	23.9
31)	Minnesota	78	77	19	24.7	54	69.2	1	19	24.2
32)	Oakland	81	76	32	42.1	55	67.9	0	12	25.4
	Totals	2572	2483	1120	45.12	32	81.8	26	490	22.1

Note: Average team drive start DOES NOT include onside kicks or kickoffs at the end of a half unless either kickoff is returned for a touchdown. All other kickoffs (returned kickoffs, fair catches, touchback and kickoffs out of bounds) are included. Kickoffs resulting in the kicking team retaining possession are not included.

ADJ KO: Adjusted kickoffs are used to compute the Avg. Team Drive Start.

I20: The number of drives that start inside (not including) the 20 yd line.

WEEK 17 / THROUGH SUNDAY, JANUARY 1, 2012

AFC / SINGLE-GAME HIGHS / PLAYERS

Most Points-- 24, Jones-Drew, Jax vs. T.B., 12/11, (4 td, 0 fg, 0 xp, 0 2pt)
Passing Yards-- 517, Brady, N.E. at Miami, 9/12, (32-48, 517, 4 td, 1 int)
Longest Pass-- 99, Brady, N.E. at Miami, 9/12, (to Welker, Wes, td)
Passing Touchdowns-- 5, Roethlisberger, Pitt. vs. Tenn., 10/9, (24-34, 228, 5 td, 1 int)
Rushing Yards-- 204, Rice, Balt. at Clev., 12/4, (29-204, 1 td)
Rushing Attempts-- 33, Hardesty, Clev. vs. Sea., 10/23, (33-95, 0 td)
Rushing Attempts-- 33, Foster, Hou. vs. Jax , 10/30, (33-112, 1 td)
Longest Rush-- 80, Jackson, Buff. at NY-G, 10/16, td
Longest Rush-- 80, D. Brown, Ind. vs. Tenn., 12/18, td
Receptions-- 16, Welker, N.E. at Buff., 9/25, (16-217, 2 td)
Receiving Yards-- 217, Welker, N.E. at Buff., 9/25, (16-217, 2 td)
Kickoff Return Yards-- 215, Goodman, S.D. at Oak., 1/1, (6-215, 1 td)
Kickoff Returns-- 7, Willis, Denv. at Buff., 12/24, (7-138, 0 td)
Longest Kickoff Return-- 107, J. McKnight, NY-J at Balt., 10/2, td
Punt Return Yards-- 135, McKelvin, Buff. vs. Denv., 12/24, (3-135, 3 fc, 1 td)
Punt Returns-- 8, Cosby, Denv. vs. Chi., 12/11 (OT), (8-73, 2 fc, 0 td)
Punt Returns-- 7, Tate, Cin. vs. Buff., 10/2, (7-69, 0 fc, 0 td)
Punt Returns-- 7, Jones, Hou. at Jax , 11/27, (7-91, 1 fc, 0 td)
Longest Punt Return-- 90, Decker, Denv. vs. Oak., 9/12, td
Interceptions-- 2, Weddle, S.D. at K.C., 10/31 (OT), (2-18, 0 td)
Interceptions-- 2, (12 times in Non-Overtime Games)
Longest Interception Return-- 100, Revis, NY-J vs. Miami, 10/17, td
Sacks-- 4.0, (4 times in Non-Overtime Games)
Scrimmage Yards-- 242, Bush, Oak. at S.D., 11/10, (Rush 30-157, Rec 3-85)
Longest Punt-- 80, Lechler, Oak. vs. Chi., 11/27
Punts-- 11, Colquitt, K.C. at Chi., 12/4, (11-447, 40.6)
Field Goals Made-- 6, Janikowski, Oak. vs. Chi., 11/27, (6-6, 47 lg)
Longest Field Goal-- 63, Janikowski, Oak. at Denv., 9/12

NFC / SINGLE-GAME HIGHS / PLAYERS

Most Points-- 18, Austin, Dal. at S.F., 9/18 (OT), (3 td, 0 fg, 0 xp, 0 2pt)
Most Points-- 18, (9 times in Non-Overtime Games)
Passing Yards-- 520, Stafford, Det. at G.B., 1/1, (36-59, 520, 5 td, 2 int)
Longest Pass-- 99, Manning, NY-G at NY-J, 12/24, (to Cruz, Victor, td)
Passing Touchdowns-- 6, Flynn, G.B. vs. Det., 1/1, (31-44, 480, 6 td, 1 int)
Rushing Yards-- 253, Murray, Dal. vs. St.L., 10/23, (25-253, 1 td)
Rushing Attempts-- 32, Lynch, Sea. vs. Balt., 11/13, (32-109, 1 td)
Longest Rush-- 91, Murray, Dal. vs. St.L., 10/23, td
Receptions-- 14, Helu, Wash. vs. S.F., 11/6, (14-105, 0 td)
Receiving Yards-- 244, Johnson, Det. at G.B., 1/1, (11-244, 1 td)
Kickoff Return Yards-- 176, Ginn, S.F. vs. Sea., 9/11, (4-176, 1 td)
Kickoff Returns-- 6, (4 times in Non-Overtime Games)
Longest Kickoff Return-- 108, Cobb, G.B. vs. N.O., 9/8, td
Punt Return Yards-- 127, Peterson, Ariz. vs. St.L., 11/6 (OT), (4-127, 1 fc, 1 td)
Punt Return Yards-- 122, Hester, Chi. vs. Det., 11/13, (3-122, 0 fc, 1 td)
Punt Returns-- 7, Washington, Sea. at St.L., 11/20, (7-74, 1 fc, 0 td)
Longest Punt Return-- 99, Peterson, Ariz. vs. St.L., 11/6 (OT), td
Longest Punt Return-- 89, Peterson, Ariz. vs. Car., 9/11, td
Interceptions-- 3, Coleman, Phil. at Wash., 10/16, (3-25, 0 td)
Longest Interception Return-- 100, Houston, Det. at Denv., 10/30, td
Sacks-- 4.0, Ware, Dal. at Phil., 10/30
Scrimmage Yards-- 253, Murray, Dal. vs. St.L., 10/23, (Rush 25-253, Rec 0-0)
Longest Punt-- 77, Ryan, Sea. at S.F., 9/11
Punts-- 11, Podlesh, Chi. at Denv., 12/11 (OT), (11-526, 47.8)
Punts-- 10, D. Jones, St.L. vs. Sea., 11/20, (10-441, 44.1)
Field Goals Made-- 6, Bailey, Dal. vs. Wash., 9/26, (6-6, 41 lg)
Longest Field Goal-- 59, Gano, Wash. vs. S.F., 11/6

WEEK 17 / THROUGH SUNDAY, JANUARY 1, 2012

NFL / SINGLE-GAME HIGHS / PLAYERS

Most Points-- 24, Jones-Drew, Jax vs. T.B., 12/11, (4 td, 0 fg, 0 xp, 0 2pt)
Passing Yards-- 520, Stafford, Det. at G.B., 1/1, (36-59, 520, 5 td, 2 int)
Longest Pass-- 99, Brady, N.E. at Miami, 9/12, (to Welker, Wes, td)
Longest Pass-- 99, Manning, NY-G at NY-J, 12/24, (to Cruz, Victor, td)
Passing Touchdowns-- 6, Flynn, G.B. vs. Det., 1/1, (31-44, 480, 6 td, 1 int)
Rushing Yards-- 253, Murray, Dal. vs. St.L., 10/23, (25-253, 1 td)
Rushing Attempts-- 33, Hardesty, Clev. vs. Sea., 10/23, (33-95, 0 td)
Rushing Attempts-- 33, Foster, Hou. vs. Jax , 10/30, (33-112, 1 td)
Longest Rush-- 91, Murray, Dal. vs. St.L., 10/23, td
Receptions-- 16, Welker, N.E. at Buff., 9/25, (16-217, 2 td)
Receiving Yards-- 244, Johnson, Det. at G.B., 1/1, (11-244, 1 td)
Kickoff Return Yards-- 215, Goodman, S.D. at Oak., 1/1, (6-215, 1 td)
Kickoff Returns-- 7, Willis, Denv. at Buff., 12/24, (7-138, 0 td)
Longest Kickoff Return-- 108, Cobb, G.B. vs. N.O., 9/8, td
Punt Return Yards-- 135, McKelvin, Buff. vs. Denv., 12/24, (3-135, 3 fc, 1 td)
Punt Returns-- 8, Cosby, Denv. vs. Chi., 12/11 (OT), (8-73, 2 fc, 0 td)
Punt Returns-- 7, (3 times in Non-Overtime Games)
Longest Punt Return-- 99, Peterson, Ariz. vs. St.L., 11/6 (OT), td
Longest Punt Return-- 90, Decker, Denv. vs. Oak., 9/12, td
Interceptions-- 3, Coleman, Phil. at Wash., 10/16, (3-25, 0 td)
Longest Interception Return-- 100, Revis, NY-J vs. Miami, 10/17, td
Longest Interception Return-- 100, Houston, Det. at Denv., 10/30, td
Sacks-- 4.0, (5 times in Non-Overtime Games)
Scrimmage Yards-- 253, Murray, Dal. vs. St.L., 10/23, (Rush 25-253, Rec 0-0)
Longest Punt-- 80, Lechler, Oak. vs. Chi., 11/27
Punts-- 11, Podlesh, Chi. at Denv., 12/11 (OT), (11-526, 47.8)
Punts-- 11, Colquitt, K.C. at Chi., 12/4, (11-447, 40.6)
Field Goals Made-- 6, Bailey, Dal. vs. Wash., 9/26, (6-6, 41 lg)
Field Goals Made-- 6, Janikowski, Oak. vs. Chi., 11/27, (6-6, 47 lg)
Longest Field Goal-- 63, Janikowski, Oak. at Denv., 9/12

WEEK 17 / THROUGH SUNDAY, JANUARY 1, 2012

300-Yard Passing Games

520, Stafford, DET at GB 01/01 (36-59, 5 TD)
517, Brady, NE at MIA 09/12 (32-48, 4 TD)
480, Flynn, GB vs. DET 01/01 (31-44, 6 TD)
432, Newton, CAR vs. GB 09/18 (28-46, 1 TD)
423, Brady, NE vs. SD 09/18 (31-40, 3 TD)
422, Newton, CAR at ARI 09/11 (24-37, 2 TD)
420, Manning, NYG vs. SEA 10/09 (24-39, 3 TD)
419, Brees, NO at GB 09/08 (32-49, 3 TD)
417, Palmer, OAK vs. SD 01/01 (28-43, 2 TD)
416, Vick, PHI vs. SF 10/02 (30-46, 2 TD)
416, Henne, MIA vs. NE 09/12 (30-49, 2 TD)
416, Schaub, HOU vs. OAK 10/09 (24-51, 2 TD)
412, Brees, NO at MIN 12/18 (32-40, 5 TD)
408, Rodgers, GB vs. DEN 10/02 (29-38, 4 TD)
408, Stafford, DET at NO 12/04 (31-44, 1 TD)
406, Manning, NYG at NO 11/28 (33-47, 2 TD)
400, Young, PHI vs. NE 11/27 (26-48, 1 TD)
400, Manning, NYG at DAL 12/11 (27-47, 2 TD)
396, Rodgers, GB at ATL 10/09 (26-39, 2 TD)
391, Stafford, DET at OAK 12/18 (29-52, 4 TD)
389, Flacco, BAL at STL 09/25 (27-48, 3 TD)
389, Brees, NO vs. CAR 01/01 (28-35, 5 TD)
387, Brady, NE at BUF 09/25 (30-45, 4 TD)
385, Rivers, SD vs. GB 11/06 (26-46, 4 TD)
383, Brees, NO at TB 10/16 (29-45, 1 TD)
381, Ponder, MIN vs. DEN 12/04 (29-47, 3 TD)
378, Stafford, DET at MIN 09/25 (ot) (32-46, 2 TD)
378, Rivers, SD at NE 09/18 (29-40, 2 TD)
374, Newton, CAR at CHI 10/02 (27-46, 1 TD)
373, Schaub, HOU at NO 09/25 (22-39, 3 TD)
373, Ryan, ATL at NO 12/26 (34-52, 1 TD)
373, Stafford, DET vs. SD 12/24 (29-36, 3 TD)
373, Dalton, CIN at BAL 11/20 (24-45, 1 TD)
370, Brees, NO vs. HOU 09/25 (31-44, 3 TD)
369, Rivers, SD at KC 10/31 (ot) (26-41, 0 TD)
369, Fitzpatrick, BUF vs. NE 09/25 (27-40, 2 TD)
369, Rodgers, GB at NYG 12/04 (28-46, 4 TD)
369, Sanchez, NYJ at OAK 09/25 (27-44, 2 TD)
367, Palmer, OAK vs. DET 12/18 (32-40, 1 TD)
365, Roethlisberger, PIT vs. NE 10/30 (36-50, 2 TD)
364, Roethlisberger, PIT at IND 09/25 (25-37, 1 TD)
363, Brees, NO vs. NYG 11/28 (24-38, 4 TD)
361, Roethlisberger, PIT at ARI 10/23 (26-39, 3 TD)
361, Brady, NE at PHI 11/27 (24-34, 3 TD)
359, Brees, NO at CAR 10/09 (32-45, 2 TD)
358, Hasselbeck, TEN vs. BAL 09/18 (30-42, 1 TD)
357, Brady, NE at WAS 12/11 (22-37, 3 TD)
353, Orlovsky, IND at NE 12/04 (30-37, 2 TD)
351, Brees, NO at JAX 10/02 (31-44, 1 TD)
351, Ryan, ATL vs. NO 11/13 (ot) (29-52, 2 TD)
350, McCoy, CLE vs. TEN 10/02 (40-61, 1 TD)
350, Hasselbeck, TEN vs. JAX 12/24 (24-40, 1 TD)
349, Manning, NYG vs. MIA 10/30 (31-45, 2 TD)
347, Manning, NYG vs. GB 12/04 (23-40, 3 TD)
346, Manning, NYG vs. DAL 01/01 (24-33, 3 TD)
345, Romo, DAL at SF 09/18 (ot) (20-33, 2 TD)
344, J. Campbell, OAK vs. NE 10/02 (25-39, 1 TD)
342, Romo, DAL at NYJ 09/11 (23-36, 2 TD)
342, Brady, NE vs. NYG 11/06 (28-49, 2 TD)
342, Brees, NO vs. DET 12/04 (26-36, 3 TD)
342, Freeman, TB at GB 11/20 (28-38, 2 TD)
338, Brady, NE vs. BUF 01/01 (23-35, 3 TD)
337, Brees, NO at TEN 12/11 (36-47, 2 TD)
336, Flacco, BAL vs. ARI 10/30 (31-51, 0 TD)
335, Sanchez, NYJ vs. DAL 09/11 (26-44, 2 TD)
335, Rivers, SD vs. MIN 09/11 (33-48, 2 TD)
335, Vick, PHI vs. WAS 01/01 (24-39, 3 TD)
335, Rodgers, GB at MIN 10/23 (24-30, 3 TD)
335, Stafford, DET vs. CAR 11/20 (28-36, 5 TD)
332, Palmer, OAK vs. DEN 11/06 (19-35, 3 TD)
332, Dalton, CIN at DEN 09/18 (27-41, 2 TD)
331, Bradford, STL at NYG 09/19 (22-46, 1 TD)
331, Romo, DAL vs. DET 10/02 (34-47, 3 TD)
330, Roethlisberger, PIT at SF 12/19 (25-44, 0 TD)
330, Roethlisberger, PIT vs. BAL 11/06 (20-37, 1 TD)
330, Ryan, ATL at TB 09/25 (26-47, 1 TD)
329, Stafford, DET at CHI 11/13 (33-63, 1 TD)
329, Brady, NE at NYJ 11/13 (26-39, 3 TD)

328, Bradford, STL at GB 10/16 (29-45, 0 TD)
325, Brees, NO vs. IND 10/23 (31-35, 5 TD)
323, Jackson, SEA vs. CIN 10/30 (21-40, 0 TD)
323, J. Campbell, OAK at BUF 09/18 (23-33, 2 TD)
322, Brees, NO at ATL 11/13 (ot) (30-43, 2 TD)
321, Manning, NYG at ARI 10/02 (27-40, 2 TD)
321, Brady, NE vs. NYJ 10/09 (24-33, 1 TD)
321, Romo, DAL vs. NYG 12/11 (21-31, 4 TD)
320, Brady, NE at DEN 12/18 (23-34, 2 TD)
320, Ryan, ATL at CAR 12/11 (22-38, 4 TD)
319, Jackson, SEA vs. ATL 10/02 (25-38, 3 TD)
319, Ryan, ATL at CHI 09/11 (31-47, 0 TD)
317, Romo, DAL at NE 10/16 (27-41, 1 TD)
316, Ryan, ATL vs. TEN 11/20 (22-32, 1 TD)
316, Fitzpatrick, BUF vs. MIA 12/18 (31-47, 2 TD)
316, Rodgers, GB vs. STL 10/16 (18-29, 3 TD)
315, Vick, PHI at BUF 10/09 (26-40, 2 TD)
315, J. Skelton, ARI at PHI 11/13 (21-40, 3 TD)
314, Grossman, WAS at SEA 11/27 (26-35, 2 TD)
313, J. Skelton, ARI vs. CLE 12/18 (ot) (28-46, 1 TD)
312, Cutler, CHI vs. ATL 09/11 (22-32, 2 TD)
312, Rodgers, GB vs. NO 09/08 (27-35, 3 TD)
311, Hasselbeck, TEN vs. DEN 09/25 (27-36, 2 TD)
311, Manning, NYG at SF 11/13 (26-40, 2 TD)
310, Rivers, SD at OAK 01/01 (19-26, 3 TD)
309, Kolb, ARI vs. CAR 09/11 (18-27, 2 TD)
308, Rodgers, GB at CAR 09/18 (19-30, 2 TD)
307, Fitzpatrick, BUF at NE 01/01 (29-46, 2 TD)
307, Rodgers, GB at DET 11/24 (22-33, 2 TD)
307, Brees, NO vs. ATL 12/26 (23-39, 4 TD)
307, Rivers, SD vs. MIA 10/02 (21-31, 1 TD)
306, Sanchez, NYJ vs. NE 11/13 (20-39, 1 TD)
305, Flacco, BAL vs. HOU 10/16 (20-33, 0 TD)
305, Grossman, WAS vs. NYG 09/11 (21-34, 2 TD)
305, Stafford, DET at TB 09/11 (24-33, 3 TD)
304, K. Orton, DEN vs. OAK 09/12 (24-46, 1 TD)
304, Brady, NE vs. MIA 12/24 (27-46, 1 TD)
303, Freeman, TB vs. NO 10/16 (23-41, 2 TD)
302, Cutler, CHI vs. GB 09/25 (21-37, 2 TD)
301, Palmer, OAK vs. CHI 11/27 (21-37, 0 TD)
300, Orton, KC vs. OAK 12/24 (ot) (21-36, 1 TD)
300, Flacco, BAL at PIT 11/06 (28-47, 1 TD)
300, Yates, HOU at CIN 12/11 (26-44, 2 TD)

WEEK 17 / THROUGH SUNDAY, JANUARY 1, 2012

100-Yard Receiving Games

244, Johnson, DET at GB 01/01 (11 rec., 1 TD)
217, Welker, NE at BUF 09/25 (16 rec., 2 TD)
214, Johnson, DET at OAK 12/18 (9 rec., 2 TD)
181, S. Smith, CAR at CHI 10/02 (8 rec., 0 TD)
178, Cruz, NYG vs. DAL 01/01 (6 rec., 1 TD)
178, S. Smith, CAR at ARI 09/11 (8 rec., 2 TD)
172, Jackson, SD at NE 09/18 (10 rec., 2 TD)
171, D. Jackson, PHI vs. SF 10/02 (6 rec., 0 TD)
171, Maclin, PHI at ATL 09/18 (13 rec., 2 TD)
169, Cook, TEN vs. JAX 12/24 (8 rec., 1 TD)
165, Jackson, SD at CHI 11/20 (7 rec., 1 TD)
165, T. Smith, BAL vs. CIN 11/20 (6 rec., 1 TD)
164, Cruz, NYG at NYJ 12/24 (3 rec., 1 TD)
163, Nicks, NYG at DAL 12/11 (8 rec., 0 TD)
162, Nelson, GB vs. DET 01/01 (9 rec., 3 TD)
162, Nicks, NYG at ARI 10/02 (10 rec., 1 TD)
161, Cruz, NYG vs. SEA 10/09 (8 rec., 1 TD)
160, Welker, NE at MIA 09/12 (8 rec., 2 TD)
160, R. Gronkowski, NE at WAS 12/11 (6 rec., 2 TD)
158, Welker, NE at OAK 10/02 (9 rec., 1 TD)
157, Cruz, NYG at NO 11/28 (9 rec., 2 TD)
156, S. Smith, CAR vs. GB 09/18 (6 rec., 0 TD)
156, Harvin, MIN vs. DEN 12/04 (8 rec., 2 TD)
156, Celek, PHI vs. NYJ 12/18 (5 rec., 1 TD)
155, Heyward-Bey, OAK vs. DET 12/18 (8 rec., 1 TD)
152, Simpson, CIN at BAL 11/20 (8 rec., 0 TD)
152, T. Smith, BAL at STL 09/25 (5 rec., 3 TD)
151, A. Brown, PIT vs. CLE 12/08 (5 rec., 1 TD)
150, Garcon, IND at NE 12/04 (9 rec., 2 TD)
149, Fitzgerald, ARI vs. SEA 01/01 (ot) (9 rec., 0 TD)
149, Fitzgerald, ARI vs. SF 12/11 (7 rec., 1 TD)
147, White, ATL vs. TEN 11/20 (7 rec., 0 TD)
147, G. Jennings, GB at MIN 10/23 (7 rec., 1 TD)
146, D. Moore, OAK at BUF 09/18 (5 rec., 1 TD)
146, Fitzgerald, ARI at PHI 11/13 (7 rec., 2 TD)
146, Garcon, IND at TB 10/03 (2 rec., 2 TD)
145, Colston, NO vs. CAR 01/01 (7 rec., 2 TD)
145, Boldin, BAL vs. ARI 10/30 (7 rec., 0 TD)
145, Knox, CHI at OAK 11/27 (4 rec., 1 TD)
144, Wallace, PIT at IND 09/25 (5 rec., 1 TD)
144, D. Thomas, DEN at MIN 12/04 (4 rec., 2 TD)
143, Austin, DAL at SF 09/18 (ot) (9 rec., 3 TD)
143, S. Smith, CAR vs. WAS 10/23 (7 rec., 0 TD)
143, Marshall, MIA at NE 12/24 (6 rec., 1 TD)
141, Jackson, SD vs. GB 11/06 (7 rec., 3 TD)
140, Ja. Jones, GB at ATL 10/09 (5 rec., 1 TD)
140, White, ATL at TB 09/25 (9 rec., 0 TD)
139, Marshall, MIA vs. NE 09/12 (7 rec., 0 TD)
139, Avant, PHI at BUF 10/09 (9 rec., 0 TD)
138, Hernandez, NE vs. BUF 01/01 (7 rec., 1 TD)
138, Welker, NE vs. MIA 12/24 (12 rec., 0 TD)
137, Robinson, DAL vs. NYG 12/11 (4 rec., 1 TD)
136, Simpson, CIN at DEN 09/18 (4 rec., 0 TD)
136, Baldwin, SEA at NYG 10/09 (8 rec., 1 TD)
136, Lloyd, DEN at GB 10/02 (8 rec., 0 TD)
136, Britt, TEN at JAX 09/11 (5 rec., 2 TD)
136, Welker, NE vs. NYG 11/06 (9 rec., 0 TD)
135, White, ATL vs. JAX 12/15 (10 rec., 2 TD)
135, Britt, TEN vs. BAL 09/18 (9 rec., 1 TD)
133, Douglas, ATL vs. NO 11/13 (ot) (8 rec., 0 TD)
133, Fitzgerald, ARI at WAS 09/18 (7 rec., 1 TD)
132, Boldin, BAL vs. HOU 10/16 (8 rec., 0 TD)
132, Graham, NO at JAX 10/02 (10 rec., 1 TD)
132, Winslow, TB at GB 11/20 (9 rec., 0 TD)
131, Little, CLE at ARI 12/18 (ot) (5 rec., 1 TD)
131, Jones, ATL at IND 11/06 (3 rec., 2 TD)
130, Washington, TEN vs. NO 12/11 (6 rec., 1 TD)
130, Johnson, DET vs. CHI 10/10 (5 rec., 1 TD)
130, Heyward-Bey, OAK vs. SD 01/01 (9 rec., 1 TD)
129, Hernandez, NE at DEN 12/18 (9 rec., 1 TD)
129, Graham, NO at CAR 10/09 (8 rec., 0 TD)
129, Branch, NE vs. SD 09/18 (8 rec., 0 TD)
128, Bowe, KC at IND 10/09 (7 rec., 2 TD)
128, Jones, ATL at NO 12/26 (8 rec., 1 TD)
128, Cruz, NYG vs. PHI 11/20 (6 rec., 1 TD)
128, A. Johnson, HOU at NO 09/25 (7 rec., 0 TD)
127, White, ATL at NO 12/26 (11 rec., 0 TD)
127, Jones, ATL at SEA 10/02 (11 rec., 0 TD)

127, Floyd, SD at OAK 01/01 (7 rec., 1 TD)
126, Casey, HOU at NO 09/25 (5 rec., 1 TD)
126, Wallace, PIT vs. SEA 09/18 (8 rec., 1 TD)
125, S. Smith, CAR vs. ATL 12/11 (6 rec., 0 TD)
125, Branch, NE at PHI 11/27 (6 rec., 0 TD)
125, Johnson, DET at DEN 10/30 (6 rec., 1 TD)
125, Garcon, IND vs. KC 10/09 (5 rec., 2 TD)
124, Graham, NO at TB 10/16 (7 rec., 0 TD)
124, Green, CIN at DEN 09/18 (10 rec., 1 TD)
124, Welker, NE vs. NYJ 10/09 (5 rec., 0 TD)
123, Nelson, GB vs. TB 11/20 (6 rec., 2 TD)
123, D. Moore, OAK at SD 11/10 (5 rec., 2 TD)
122, Nicks, NYG at WAS 09/11 (7 rec., 0 TD)
122, Alexander, STL at NYG 09/19 (3 rec., 1 TD)
122, Wayne, IND vs. CAR 11/27 (5 rec., 1 TD)
120, Crabtree, SF vs. ARI 11/20 (7 rec., 0 TD)
120, White, ATL vs. MIN 11/27 (10 rec., 1 TD)
119, Cruz, NYG vs. GB 12/04 (7 rec., 0 TD)
119, Foster, HOU at TEN 10/23 (5 rec., 1 TD)
119, Meachem, NO vs. DET 12/04 (3 rec., 1 TD)
119, G. Jennings, GB at CHI 09/25 (9 rec., 0 TD)
118, Colston, NO at TB 10/16 (7 rec., 1 TD)
118, Green, CIN vs. BUF 10/02 (4 rec., 0 TD)
118, Hill, JAX vs. CIN 10/09 (5 rec., 1 TD)
118, V. Davis, SF at STL 01/01 (8 rec., 0 TD)
118, Wallace, PIT at ARI 10/23 (3 rec., 1 TD)
117, Forte, CHI at NO 09/18 (10 rec., 0 TD)
116, Tomlinson, NYJ at OAK 09/25 (5 rec., 1 TD)
116, Pettigrew, DET at GB 01/01 (7 rec., 0 TD)
116, Robinson, DAL vs. DET 10/02 (7 rec., 0 TD)
116, Foster, HOU vs. OAK 10/09 (5 rec., 0 TD)
116, St. Johnson, BUF at SD 12/11 (4 rec., 0 TD)
116, D. Thomas, DEN vs. NE 12/18 (7 rec., 0 TD)
115, Welker, NE at PHI 11/27 (8 rec., 2 TD)
115, Washington, TEN at ATL 11/20 (9 rec., 2 TD)
115, Jones, ATL at TB 09/25 (6 rec., 0 TD)
115, Gaffney, WAS vs. DAL 11/20 (ot) (7 rec., 1 TD)
115, Green, CIN at STL 12/18 (6 rec., 0 TD)
115, Harvin, MIN vs. CHI 01/01 (10 rec., 0 TD)
115, Heyward-Bey, OAK vs. NE 10/02 (4 rec., 0 TD)
115, Nelson, GB vs. CHI 12/25 (6 rec., 2 TD)
115, Johnson, DET vs. ATL 10/23 (5 rec., 1 TD)
115, Breaston, KC vs. MIA 11/06 (7 rec., 0 TD)
114, V. Davis, SF at CIN 09/25 (8 rec., 0 TD)
113, Johnson, DET vs. SF 10/16 (7 rec., 0 TD)
113, R. Gronkowski, NE at NYJ 11/13 (8 rec., 2 TD)
113, Decker, DEN vs. CIN 09/18 (5 rec., 2 TD)
113, Colston, NO at ATL 11/13 (ot) (8 rec., 0 TD)
112, Pettigrew, DET at MIN 09/25 (ot) (11 rec., 0 TD)
112, Dreessen, HOU vs. OAK 10/09 (5 rec., 1 TD)
111, Jenkins, MIN vs. GB 10/23 (3 rec., 1 TD)
111, Roberts, ARI vs. DAL 12/04 (ot) (6 rec., 0 TD)
110, Welker, NE vs. IND 12/04 (11 rec., 0 TD)
110, Avant, PHI vs. NE 11/27 (8 rec., 1 TD)
110, Green, CIN vs. CLE 11/27 (3 rec., 0 TD)
110, Witten, DAL at NYJ 09/11 (6 rec., 0 TD)
110, Cruz, NYG at PHI 09/25 (3 rec., 2 TD)
109, A. Brown, PIT vs. BAL 11/06 (5 rec., 0 TD)
109, Rice, SEA vs. ARI 09/25 (8 rec., 0 TD)
109, R. Gronkowski, NE at BUF 09/25 (7 rec., 2 TD)
109, Marshall, MIA at NYJ 10/17 (6 rec., 0 TD)
108, Jackson, SD vs. MIA 10/02 (3 rec., 1 TD)
108, Floyd, SD at JAX 12/05 (4 rec., 1 TD)
108, Johnson, DET at MIN 09/25 (ot) (7 rec., 2 TD)
108, R. Gronkowski, NE vs. BUF 01/01 (8 rec., 2 TD)
107, Williams, TEN at CAR 11/13 (5 rec., 1 TD)
107, Obomanu, SEA vs. CIN 10/30 (4 rec., 0 TD)
107, Bowe, KC vs. MIN 10/02 (5 rec., 1 TD)
107, Floyd, SD at KC 10/31 (ot) (5 rec., 0 TD)
107, Wallace, PIT at BAL 09/11 (8 rec., 0 TD)
106, Gates, SD at OAK 01/01 (5 rec., 1 TD)
106, Wayne, IND at HOU 09/11 (7 rec., 1 TD)
106, Wayne, IND vs. HOU 12/22 (8 rec., 1 TD)
106, Marshall, MIA at KC 11/06 (8 rec., 1 TD)
106, Hankerson, WAS at MIA 11/13 (8 rec., 0 TD)
105, Helu, WAS vs. SF 11/06 (14 rec., 0 TD)
105, F. Davis, WAS vs. NYG 09/11 (5 rec., 0 TD)
105, Doucet, ARI vs. CAR 09/11 (3 rec., 1 TD)
105, Ford, OAK vs. DEN 11/06 (5 rec., 1 TD)
105, Maclin, PHI vs. WAS 01/01 (8 rec., 0 TD)
105, Colston, NO at TEN 12/11 (7 rec., 2 TD)
105, Fitzgerald, ARI at CIN 12/24 (6 rec., 1 TD)
105, Nelson, GB at SD 11/06 (5 rec., 1 TD)
104, Nelson, GB vs. STL 10/16 (2 rec., 1 TD)

104, Jones, ATL at CAR 12/11 (3 rec., 2 TD)
103, LaFell, CAR vs. TB 12/24 (3 rec., 1 TD)
103, Cook, TEN at IND 12/18 (9 rec., 0 TD)
103, G. Jennings, GB vs. DEN 10/02 (7 rec., 1 TD)
103, Robinson, DAL at PHI 10/30 (5 rec., 1 TD)
103, Hernandez, NE at MIA 09/12 (7 rec., 1 TD)
103, Henderson, NO vs. CHI 09/18 (3 rec., 1 TD)
103, Marshall, MIA at DAL 11/24 (5 rec., 1 TD)
102, Fitzgerald, ARI vs. NYG 10/02 (8 rec., 0 TD)
102, D. Jackson, PHI at STL 09/11 (6 rec., 1 TD)
102, Johnson, DET vs. SD 12/24 (4 rec., 1 TD)
102, A. Brown, PIT at ARI 10/23 (7 rec., 0 TD)
102, Rice, SEA vs. CIN 10/30 (7 rec., 0 TD)
102, Foster, HOU at TB 11/13 (4 rec., 1 TD)
102, Witten, DAL at SF 09/18 (ot) (7 rec., 0 TD)
101, Keller, NYJ vs. JAX 09/18 (6 rec., 1 TD)
101, R. Gronkowski, NE vs. NYG 11/06 (8 rec., 1 TD)
101, Jones, BUF vs. NE 09/25 (5 rec., 0 TD)
101, Bowe, KC at DET 09/18 (5 rec., 0 TD)
101, Maclin, PHI at WAS 10/16 (5 rec., 0 TD)
101, Simpson, CIN vs. IND 10/16 (6 rec., 0 TD)
101, D. Moore, OAK vs. SD 01/01 (3 rec., 0 TD)
100, Stewart, CAR vs. GB 09/18 (8 rec., 0 TD)
100, Henderson, NO at GB 09/08 (6 rec., 1 TD)
100, Graham, NO vs. HOU 09/25 (4 rec., 1 TD)
100, Gonzalez, ATL at HOU 12/04 (7 rec., 0 TD)
100, Lloyd, STL vs. SF 01/01 (6 rec., 1 TD)
100, S. Smith, CAR vs. MIN 10/30 (7 rec., 1 TD)
100, Floyd, SD at DEN 10/09 (3 rec., 1 TD)
100, Daniels, HOU at CIN 12/11 (7 rec., 0 TD)

WEEK 17 / THROUGH SUNDAY, JANUARY 1, 2012

100-Yard Rushing Games

253, Murray, DAL vs. STL 10/23 (25 att., 1 TD)
228, Wells, ARI at STL 11/27 (27 att., 1 TD)
205, Forte, CHI vs. CAR 10/02 (25 att., 1 TD)
204, Rice, BAL at CLE 12/04 (29 att., 1 TD)
203, Bush, MIA at BUF 12/18 (25 att., 1 TD)
191, Rice, BAL at CIN 01/01 (24 att., 2 TD)
190, C. Johnson, TEN vs. TB 11/27 (23 att., 0 TD)
185, McCoy, PHI vs. DAL 10/30 (30 att., 2 TD)
175, Peterson, MIN vs. GB 10/23 (24 att., 1 TD)
172, Turner, ATL vs. TB 01/01 (17 att., 2 TD)
171, McFadden, OAK vs. NYJ 09/25 (19 att., 2 TD)
169, Jones-Drew, JAX vs. IND 01/01 (25 att., 0 TD)
163, McGahee, DEN at OAK 11/06 (20 att., 2 TD)
163, Best, DET vs. CHI 10/10 (12 att., 1 TD)
161, D. Brown, IND vs. TEN 12/18 (16 att., 1 TD)
159, S. Jackson, STL vs. NO 10/30 (25 att., 2 TD)
158, Foster, HOU at IND 12/22 (23 att., 1 TD)
157, Bush, OAK at SD 11/10 (30 att., 1 TD)
155, Foster, HOU vs. PIT 10/02 (30 att., 1 TD)
153, C. Johnson, TEN at BUF 12/04 (23 att., 2 TD)
150, McFadden, OAK at DEN 09/12 (22 att., 0 TD)
148, Lynch, SEA vs. PHI 12/01 (22 att., 2 TD)
146, Mendenhall, PIT vs. JAX 10/16 (23 att., 1 TD)
145, Forte, CHI at TB 10/23 (25 att., 1 TD)
145, McGahee, DEN vs. KC 01/01 (28 att., 0 TD)
141, Gore, SF at DET 10/16 (15 att., 1 TD)
140, K. Smith, DET vs. CAR 11/20 (16 att., 2 TD)
139, Murray, DAL vs. SEA 11/06 (22 att., 0 TD)
139, Turner, ATL vs. CAR 10/16 (27 att., 2 TD)
138, Wells, ARI vs. NYG 10/02 (27 att., 3 TD)
137, Mathews, SD vs. DEN 11/27 (ot) (22 att., 0 TD)
136, Green-Ellis, NE vs. NYJ 10/09 (27 att., 2 TD)
135, Torain, WAS at STL 10/02 (19 att., 1 TD)
135, Lynch, SEA at DAL 11/06 (23 att., 1 TD)
135, Murray, DAL vs. BUF 11/13 (20 att., 1 TD)
134, Gore, SF vs. CLE 10/30 (31 att., 1 TD)
133, Forte, CHI at PHI 11/07 (24 att., 0 TD)
132, Royster, WAS vs. MIN 12/24 (19 att., 0 TD)
130, C. Johnson, TEN at CAR 11/13 (27 att., 1 TD)
130, S. Jackson, STL at ARI 11/06 (ot) (29 att., 0 TD)
129, Greene, NYJ vs. KC 12/11 (24 att., 1 TD)
128, McCoy, PHI vs. NYG 09/25 (24 att., 1 TD)
128, S. Jackson, STL at CLE 11/13 (27 att., 0 TD)
127, Gore, SF at PHI 10/02 (15 att., 1 TD)
127, Blount, TB vs. IND 10/03 (25 att., 1 TD)
127, Ivory, NO vs. CAR 01/01 (19 att., 1 TD)
126, Helu, WAS vs. NE 12/11 (27 att., 0 TD)
126, McCoy, PHI at WAS 10/16 (28 att., 1 TD)
125, Gore, SF vs. TB 10/09 (20 att., 1 TD)
125, McGahee, DEN vs. SD 10/09 (16 att., 0 TD)
125, Mathews, SD at DEN 10/09 (24 att., 0 TD)
124, Foster, HOU vs. CLE 11/06 (19 att., 1 TD)
122, Turner, ATL at DET 10/23 (27 att., 0 TD)
122, Peterson, MIN vs. ARI 10/09 (29 att., 3 TD)
122, McCoy, PHI at STL 09/11 (15 att., 1 TD)
122, Jones-Drew, JAX at CAR 09/25 (24 att., 0 TD)
121, Benson, CIN at CLE 09/11 (25 att., 1 TD)
121, Bell, CHI at GB 12/25 (23 att., 0 TD)
121, Jackson, BUF at NYG 10/16 (16 att., 1 TD)
120, Peterson, MIN vs. TB 09/18 (25 att., 2 TD)
120, Jackson, BUF vs. WAS 10/30 (26 att., 0 TD)
119, Battle, KC at IND 10/09 (19 att., 0 TD)
118, Tebow, DEN at OAK 11/06 (13 att., 0 TD)
117, Jackson, BUF vs. OAK 09/18 (15 att., 2 TD)
117, McGahee, DEN at SD 11/27 (ot) (23 att., 0 TD)
116, Mendenhall, PIT vs. STL 12/24 (18 att., 1 TD)
116, Tate, HOU vs. IND 09/11 (24 att., 1 TD)
116, Forte, CHI at DET 10/10 (22 att., 0 TD)
115, Foster, HOU at TEN 10/23 (25 att., 2 TD)
115, Lynch, SEA vs. STL 12/12 (23 att., 1 TD)
115, F. Jones, DAL vs. WAS 09/26 (14 att., 0 TD)
115, D. Williams, CAR vs. NO 10/09 (9 att., 1 TD)
115, Tate, HOU vs. CLE 11/06 (12 att., 1 TD)
115, Ogbonnaya, CLE vs. JAX 11/20 (21 att., 1 TD)
114, Jackson, BUF at DAL 11/13 (13 att., 0 TD)
114, Jones-Drew, JAX at IND 11/13 (25 att., 1 TD)
114, Turner, ATL vs. PHI 09/18 (21 att., 1 TD)
114, Mathews, SD vs. BUF 12/11 (20 att., 0 TD)

113, Bush, MIA at NE 12/24 (22 att., 0 TD)

113, Royster, WAS at PHI 01/01 (20 att., 0 TD)

113, McCoy, PHI at NYG 11/20 (23 att., 0 TD)

112, Jones-Drew, JAX at ATL 12/15 (17 att., 0 TD)

112, Jackson, BUF at KC 09/11 (20 att., 0 TD)

112, Foster, HOU vs. JAX 10/30 (33 att., 1 TD)

112, Hillis, CLE at BAL 12/24 (24 att., 0 TD)

112, Mathews, SD at JAX 12/05 (13 att., 1 TD)

112, Greene, NYJ vs. SD 10/23 (20 att., 0 TD)

111, Lynch, SEA vs. WAS 11/27 (24 att., 0 TD)

111, Foster, HOU vs. ATL 12/04 (31 att., 1 TD)

111, Jackson, BUF vs. PHI 10/09 (26 att., 1 TD)

111, Spiller, BUF vs. DEN 12/24 (16 att., 1 TD)

111, McGahee, DEN at MIN 12/04 (20 att., 1 TD)

109, Graham, TB vs. NO 10/16 (17 att., 0 TD)

109, Webb, MIN at DET 12/11 (7 att., 1 TD)

109, Gerhart, MIN at WAS 12/24 (11 att., 0 TD)

109, Lynch, SEA vs. BAL 11/13 (32 att., 1 TD)

109, Bush, OAK at MIN 11/20 (30 att., 1 TD)

109, Foster, HOU vs. CAR 12/18 (16 att., 1 TD)

108, Barber, CHI at DEN 12/11 (ot) (27 att., 1 TD)

108, F. Jones, DAL at TB 12/17 (22 att., 0 TD)

108, Helu, WAS at SEA 11/27 (23 att., 1 TD)

107, Thomas, MIA vs. HOU 09/18 (18 att., 0 TD)

107, Rice, BAL vs. PIT 09/11 (19 att., 1 TD)

107, Lynch, SEA vs. SF 12/24 (21 att., 1 TD)

107, Dwyer, PIT vs. TEN 10/09 (11 att., 0 TD)

107, Blount, TB at GB 11/20 (18 att., 1 TD)

107, Gore, SF at WAS 11/06 (19 att., 0 TD)

106, F. Jones, DAL vs. NYG 12/11 (16 att., 0 TD)

106, Benson, CIN vs. CLE 11/27 (21 att., 1 TD)

105, Jones-Drew, JAX vs. BAL 10/24 (30 att., 0 TD)

104, Rice, BAL vs. CIN 11/20 (20 att., 2 TD)

104, Bradshaw, NYG vs. BUF 10/16 (26 att., 3 TD)

104, Benson, CIN vs. BUF 10/02 (19 att., 0 TD)

104, Tate, HOU at TEN 10/23 (15 att., 0 TD)

103, Jones-Drew, JAX at TEN 12/24 (24 att., 1 TD)

103, Rice, BAL vs. IND 12/11 (26 att., 1 TD)

103, Tate, HOU at MIA 09/18 (23 att., 0 TD)

103, S. Jackson, STL at PIT 12/24 (24 att., 0 TD)

103, Blount, TB at TEN 11/27 (20 att., 0 TD)

103, Bush, MIA at NYG 10/30 (15 att., 0 TD)

103, McGahee, DEN at GB 10/02 (15 att., 0 TD)

103, Bush, MIA vs. PHI 12/11 (14 att., 0 TD)

102, McCoy, PHI vs. NYJ 12/18 (18 att., 3 TD)

101, Jacobs, NYG at DAL 12/11 (19 att., 2 TD)

101, Rice, BAL vs. HOU 10/16 (23 att., 0 TD)

101, McGahee, DEN vs. CIN 09/18 (28 att., 1 TD)

101, C. Johnson, TEN at CLE 10/02 (23 att., 0 TD)

100, Turner, ATL at CHI 09/11 (10 att., 0 TD)

100, Helu, WAS vs. NYJ 12/04 (23 att., 1 TD)

100, Turner, ATL vs. TEN 11/20 (21 att., 1 TD)

100, Bush, MIA vs. OAK 12/04 (22 att., 1 TD)

WEEK 17 / THROUGH SUNDAY, JANUARY 1, 2012

AFC / LEADING PASSERS

Player, Team	Att	Comp	Pct		Avg		Pct			Pct Rating	
			Comp	Yds	Gain	TD	TD	Long	Int	Int	Points
Brady, N.E.	611	401	65.6	5235	8.57	39	6.4	99t	12	2.0	105.6
Schaub, Hou.	292	178	61.0	2479	8.49	15	5.1	80t	6	2.1	96.8
Roethlisberger, Pit.	513	324	63.2	4077	7.95	21	4.1	95t	14	2.7	90.1
Rivers, S.D.	582	366	62.9	4624	7.95	27	4.6	58	20	3.4	88.7
Mat. Moore, Mia.	347	210	60.5	2497	7.20	16	4.6	65t	9	2.6	87.1
Hasselbeck, Ten.	518	319	61.6	3571	6.89	18	3.5	80t	14	2.7	82.4
Flacco, Bal.	542	312	57.6	3610	6.66	20	3.7	74t	12	2.2	80.9
Palmer, Oak.	328	199	60.7	2753	8.39	13	4.0	78	16	4.9	80.5
*Dalton, Cin.	516	300	58.1	3398	6.59	20	3.9	84	13	2.5	80.4
Fitzpatrick, Buf.	569	353	62.0	3832	6.73	24	4.2	60t	23	4.0	79.1
Sanchez, NY-J	543	308	56.7	3474	6.40	26	4.8	74	18	3.3	78.2
Orton, Den.-K.C.	252	150	59.5	1758	6.98	9	3.6	52t	9	3.6	77.8
Cassel, K.C.	269	160	59.5	1713	6.37	10	3.7	52t	9	3.3	76.6
McCoy, Cle.	463	265	57.2	2733	5.90	14	3.0	56	11	2.4	74.6
Tebow, Den.	271	126	46.5	1729	6.38	12	4.4	56t	6	2.2	72.9
Painter, Ind.	243	132	54.3	1541	6.34	6	2.5	87t	9	3.7	66.6
*Gabbert, Jac.	413	210	50.8	2214	5.36	12	2.9	74t	11	2.7	65.4

AFC / RANKS

Player, Team	Att	Comp	Pct		Avg		Pct			Pct Rating	
			Comp	Yds	Gain	TD	TD	Long	Int	Int	Points
Brady, N.E.	1	1	1	1	1	1	1	1	9t	1	1
Schaub, Hou.	13	13	6	12	2	10	2		1t	2	2
Roethlisberger, Pit.	8	4	2	3	4	5	8		12t	10	3
Rivers, S.D.	2	2	3	2	5	2	4		16	13	4
Mat. Moore, Mia.	11	10t	8	11	6	9	5		3t	7	5
Hasselbeck, Ten.	6	5	5	6	8	8	14		12t	9	6
Flacco, Bal.	5	6	12	5	10	6t	12		9t	3t	7
Palmer, Oak.	12	12	7	9	3	12	9		14	17	8
*Dalton, Cin.	7	8	11	8	11	6t	10		11	6	9
Fitzpatrick, Buf.	3	3	4	4	9	4	7		17	16	10
Sanchez, NY-J	4	7	14	7	12	3	3		15	11	11
Orton, Den.-K.C.	16	15	9	14	7	16	13		3t	14	12
Cassel, K.C.	15	14	10	16	14	15	11		3t	12	13
McCoy, Cle.	9	9	13	10	16	11	15		7t	5	14
Tebow, Den.	14	17	17	15	13	13t	6		1t	3t	15
Painter, Ind.	17	16	15	17	15	17t	17		3t	15	16
*Gabbert, Jac.	10	10t	16	13	17	13t	16		7t	8	17

WEEK 17 / THROUGH SUNDAY, JANUARY 1, 2012

NFC / LEADING PASSERS

Player, Team	Att	Comp	Pct		Avg		Pct			Pct Rating	
			Comp	Yds	Gain	TD	TD	Long	Int	Int	Points
Rodgers, G.B.	502	343	68.3	4643	9.25	45	9.0	93t	6	1.2	122.5
Brees, N.O.	657	468	71.2	5476	8.33	46	7.0	79t	14	2.1	110.6
Romo, Dal.	522	346	66.3	4184	8.02	31	5.9	77	10	1.9	102.5
Stafford, Det.	663	421	63.5	5038	7.60	41	6.2	73t	16	2.4	97.2
Manning, NY-G	589	359	61.0	4933	8.38	29	4.9	99t	16	2.7	92.9
Ryan, Atl.	566	347	61.3	4177	7.38	29	5.1	80t	12	2.1	92.2
Ale. Smith, S.F.	446	274	61.4	3150	7.06	17	3.8	56t	5	1.1	90.7
Cutler, Chi.	314	182	58.0	2319	7.39	13	4.1	56t	7	2.2	85.7
Vick, Phi.	423	253	59.8	3303	7.81	18	4.3	73	14	3.3	84.9
*Newton, Car.	517	310	60.0	4051	7.84	21	4.1	91t	17	3.3	84.5
Kolb, Ariz	253	146	57.7	1955	7.73	9	3.6	73t	8	3.2	81.1
Jackson, Sea.	450	271	60.2	3091	6.87	14	3.1	61t	13	2.9	79.2
Freeman, T.B.	551	346	62.8	3592	6.52	16	2.9	65t	22	4.0	74.6
Grossman, Was.	458	265	57.9	3151	6.88	16	3.5	51	20	4.4	72.4
Bradford, St.L	357	191	53.5	2164	6.06	6	1.7	68	6	1.7	70.5
*Ponder, Min.	291	158	54.3	1853	6.37	13	4.5	72	13	4.5	70.1
J. Skelton, Ariz	275	151	54.9	1913	6.96	11	4.0	60t	14	5.1	68.9

NFC / LEADING PASSERS, RANKS

Player, Team	Att	Comp	Pct		Avg		Pct			Pct Rating	
			Comp	Yds	Gain	TD	TD	Long	Int	Int	Points
Rodgers, G.B.	8	7	2	4	1	2	1		2t	2	1
Brees, N.O.	2	1	1	1	3	1	2		10t	6	2
Romo, Dal.	6	5t	3	5	4	4	4		6	4	3
Stafford, Det.	1	2	4	2	8	3	3		13t	8	4
Manning, NY-G	3	3	8	3	2	5t	6		13t	9	5
Ryan, Atl.	4	4	7	6	10	5t	5		7	5	6
Ale. Smith, S.F.	11	9	6	11	11	9	12		1	1	7
Cutler, Chi.	14	14	12	13	9	13t	9		4	7	8
Vick, Phi.	12	12	11	9	6	8	8		10t	13	9
*Newton, Car.	7	8	10	7	5	7	10		15	12	10
Kolb, Ariz	17	17	14	15	7	16	13		5	11	11
Jackson, Sea.	10	10	9	12	14	12	15		8t	10	12
Freeman, T.B.	5	5t	5	8	15	10t	16		17	14	13
Grossman, Was.	9	11	13	10	13	10t	14		16	15	14
Bradford, St.L	13	13	17	14	17	17t	17		2t	3	15
*Ponder, Min.	15	15	16	17	16	13t	7		8t	16	16
J. Skelton, Ariz	16	16	15	16	12	15	11		10t	17	17

WEEK 17 / THROUGH SUNDAY, JANUARY 1, 2012

NFL / LEADING PASSERS

Player, Team	Att	Comp	Pct		Avg		Pct			Pct	Rating
			Comp	Yds	Gain	TD	TD	Long	Int		
Rodgers, G.B.	502	343	68.3	4643	9.25	45	9.0	93t	6	1.2	122.5
Brees, N.O.	657	468	71.2	5476	8.33	46	7.0	79t	14	2.1	110.6
Brady, N.E.	611	401	65.6	5235	8.57	39	6.4	99t	12	2.0	105.6
Romo, Dal.	522	346	66.3	4184	8.02	31	5.9	77	10	1.9	102.5
Stafford, Det.	663	421	63.5	5038	7.60	41	6.2	73t	16	2.4	97.2
Schaub, Hou.	292	178	61.0	2479	8.49	15	5.1	80t	6	2.1	96.8
Manning, NY-G	589	359	61.0	4933	8.38	29	4.9	99t	16	2.7	92.9
Ryan, Atl.	566	347	61.3	4177	7.38	29	5.1	80t	12	2.1	92.2
Ale. Smith, S.F.	446	274	61.4	3150	7.06	17	3.8	56t	5	1.1	90.7
Roethlisberger, Pit.	513	324	63.2	4077	7.95	21	4.1	95t	14	2.7	90.1
Rivers, S.D.	582	366	62.9	4624	7.95	27	4.6	58	20	3.4	88.7
Mat. Moore, Mia.	347	210	60.5	2497	7.20	16	4.6	65t	9	2.6	87.1
Cutler, Chi.	314	182	58.0	2319	7.39	13	4.1	56t	7	2.2	85.7
Vick, Phi.	423	253	59.8	3303	7.81	18	4.3	73	14	3.3	84.9
*Newton, Car.	517	310	60.0	4051	7.84	21	4.1	91t	17	3.3	84.5
Hasselbeck, Ten.	518	319	61.6	3571	6.89	18	3.5	80t	14	2.7	82.4
Kolb, Ariz	253	146	57.7	1955	7.73	9	3.6	73t	8	3.2	81.1
Flacco, Bal.	542	312	57.6	3610	6.66	20	3.7	74t	12	2.2	80.9
Palmer, Oak.	328	199	60.7	2753	8.39	13	4.0	78	16	4.9	80.5
*Dalton, Cin.	516	300	58.1	3398	6.59	20	3.9	84	13	2.5	80.4
Jackson, Sea.	450	271	60.2	3091	6.87	14	3.1	61t	13	2.9	79.2
Fitzpatrick, Buf.	569	353	62.0	3832	6.73	24	4.2	60t	23	4.0	79.1
Sanchez, NY-J	543	308	56.7	3474	6.40	26	4.8	74	18	3.3	78.2
Orton, Den.-K.C.	252	150	59.5	1758	6.98	9	3.6	52t	9	3.6	77.8
Cassel, K.C.	269	160	59.5	1713	6.37	10	3.7	52t	9	3.3	76.6
Freeman, T.B.	551	346	62.8	3592	6.52	16	2.9	65t	22	4.0	74.6
McCoy, Cle.	463	265	57.2	2733	5.90	14	3.0	56	11	2.4	74.6
Tebow, Den.	271	126	46.5	1729	6.38	12	4.4	56t	6	2.2	72.9
Grossman, Was.	458	265	57.9	3151	6.88	16	3.5	51	20	4.4	72.4
Bradford, St.L	357	191	53.5	2164	6.06	6	1.7	68	6	1.7	70.5
*Ponder, Min.	291	158	54.3	1853	6.37	13	4.5	72	13	4.5	70.1
J. Skelton, Ariz	275	151	54.9	1913	6.96	11	4.0	60t	14	5.1	68.9
Painter, Ind.	243	132	54.3	1541	6.34	6	2.5	87t	9	3.7	66.6
*Gabbert, Jac.	413	210	50.8	2214	5.36	12	2.9	74t	11	2.7	65.4

NFL / LEADING PASSERS, RANKS

Player, Team	Att	Comp	Pct		Avg		Pct			Pct	Rating
			Comp	Yds	Gain	TD	TD	Long	Int		
Rodgers, G.B.	16	10	2	5	1	2	1		2t	2	1
Brees, N.O.	2	1	1	1	6	1	2		21t	8	2
Brady, N.E.	3	3	4	2	2	4	3		15t	5	3
Romo, Dal.	11	8t	3	7	7	5	5		12	4	4
Stafford, Det.	1	2	5	3	13	3	4		26t	13	5
Schaub, Hou.	27	27	13	24	3	21	6		2t	6	6
Manning, NY-G	4	5	14	4	5	6t	8		26t	18	7
Ryan, Atl.	7	7	12	8	15	6t	7		15t	7	8
Ale. Smith, S.F.	20	17	11	19	17	17	22		1	1	9
Roethlisberger, Pit.	15	11	6	9	8	11t	17		21t	19	10
Rivers, S.D.	5	4	7	6	9	8	10		31t	26	11
Mat. Moore, Mia.	24	22t	16	23	16	18t	11		8t	15	12
Cutler, Chi.	26	26	23	25	14	24t	16		6	11	13
Vick, Phi.	21	21	19	17	11	15t	14		21t	23	14
*Newton, Car.	13	14	18	10	10	11t	18		29	22	15
Hasselbeck, Ten.	12	12	10	14	20	15t	28		21t	17	16
Kolb, Ariz	32	32	25	28	12	31t	26		7	21	17
Flacco, Bal.	10	13	26	12	24	13t	24		15t	9t	18
Palmer, Oak.	25	24	15	21	4	24t	20		26t	33	19
*Dalton, Cin.	14	16	22	16	25	13t	21		18t	14	20
Jackson, Sea.	19	18	17	20	22	22t	29		18t	20	21
Fitzpatrick, Buf.	6	6	9	11	23	10	15		34	30	22
Sanchez, NY-J	9	15	28	15	27	9	9		30	24	23
Orton, Den.-K.C.	33	31	20	31	18	31t	25		8t	27	24
Cassel, K.C.	31	28	21	33	29	30	23		8t	25	25
Freeman, T.B.	8	8t	8	13	26	18t	32		33	29	26
McCoy, Cle.	17	19t	27	22	33	22t	30		13t	12	27
Tebow, Den.	30	34	34	32	28	27t	13		2t	9t	28
Grossman, Was.	18	19t	24	18	21	18t	27		31t	31	29
Bradford, St.L	23	25	32	27	32	33t	34		2t	3	30
*Ponder, Min.	28	29	31	30	30	24t	12		18t	32	31
J. Skelton, Ariz	29	30	29	29	19	29	19		21t	34	32
Painter, Ind.	34	33	30	34	31	33t	33		8t	28	33
*Gabbert, Jac.	22	22t	33	26	34	27t	31		13t	16	34

WEEK 17 / THROUGH SUNDAY, JANUARY 1, 2012**AFC / FOURTH-QUARTER PASSING LEADERS**

Rank	Player, Team	Att	Comp	Comp%	Yards	YPA	TD	TD%	Int	Int%	Rating
1)	Brady, N.E.	143	95	66.4	1223	8.55	11	7.7	4	2.8	107.1
2)	J. Campbell, Oak.	41	24	58.5	404	9.85	4	9.8	2	4.9	104.1
3)	*Locker, Ten.	48	26	54.2	362	7.54	3	6.3	0	0.0	99.5
4)	Orlovsky, Ind.	92	62	67.4	688	7.48	5	5.4	2	2.2	98.5
5)	Tebow, Den.	117	63	53.8	961	8.21	6	5.1	4	3.4	84.0
6)	Sanchez, NY-J	148	80	54.1	994	6.72	10	6.8	5	3.4	83.6
7)	Fitzpatrick, Buf.	147	92	62.6	987	6.71	7	4.8	6	4.1	81.1
8)	Orton, Den.-K.C.	65	38	58.5	534	8.22	4	6.2	4	6.2	79.9
9)	Hasselbeck, Ten.	127	77	60.6	838	6.60	6	4.7	5	3.9	79.4
10)	McCoy, Cle.	160	94	58.8	827	5.17	7	4.4	3	1.9	79.3
11)	Flacco, Bal.	113	64	56.6	717	6.35	6	5.3	4	3.5	78.7
12)	Roethlisberger, Pit.	114	64	56.1	850	7.46	3	2.6	4	3.5	74.1
13)	Rivers, S.D.	144	84	58.3	1023	7.10	7	4.9	8	5.6	73.4
14)	Palko, K.C.	52	33	63.5	326	6.27	1	1.9	2	3.8	71.5
15)	Schaub, Hou.	65	33	50.8	447	6.88	3	4.6	3	4.6	69.2
16)	Mat. Moore, Mia.	68	40	58.8	449	6.60	3	4.4	4	5.9	68.8
17)	Palmer, Oak.	93	53	57.0	750	8.06	4	4.3	7	7.5	66.2
18)	*Gabbert, Jac.	129	65	50.4	726	5.63	3	2.3	3	2.3	65.6
19)	Cassel, K.C.	75	41	54.7	477	6.36	3	4.0	4	5.3	65.3
20)	*Dalton, Cin.	136	68	50.0	872	6.41	3	2.2	6	4.4	59.4
21)	Henne, Mia.	42	18	42.9	230	5.48	1	2.4	2	4.8	48.7
22)	Painter, Ind.	86	42	48.8	497	5.78	2	2.3	6	7.0	45.5

NFC / FOURTH-QUARTER PASSING LEADERS

Rank	Player, Team	Att	Comp	Comp%	Yards	YPA	TD	TD%	Int	Int%	Rating
1)	Rodgers, G.B.	98	67	68.4	899	9.17	10	10.2	4	4.1	114.3
2)	Manning, NY-G	182	120	65.9	1715	9.42	15	8.2	6	3.3	110.0
3)	Romo, Dal.	148	91	61.5	1215	8.21	10	6.8	2	1.4	104.4
4)	Brees, N.O.	152	98	64.5	1164	7.66	11	7.2	3	2.0	103.6
5)	Ale. Smith, S.F.	71	43	60.6	500	7.04	4	5.6	1	1.4	94.8
6)	Stafford, Det.	168	102	60.7	1110	6.61	11	6.5	4	2.4	92.1
7)	J. Skelton, Ariz	98	56	57.1	752	7.67	6	6.1	3	3.1	89.3
8)	Jackson, Sea.	119	76	63.9	882	7.41	5	4.2	4	3.4	86.2
9)	Ryan, Atl.	168	101	60.1	1213	7.22	6	3.6	4	2.4	84.3
10)	Freeman, T.B.	171	109	63.7	1077	6.30	9	5.3	7	4.1	81.9
11)	McNabb, Min.	42	23	54.8	235	5.60	1	2.4	0	0.0	79.0
12)	*Newton, Car.	160	90	56.3	1229	7.68	5	3.1	5	3.1	78.4
13)	Webb, Min.	41	23	56.1	230	5.61	2	4.9	1	2.4	78.3
14)	Vick, Phi.	82	49	59.8	568	6.93	3	3.7	3	3.7	77.7
15)	*Ponder, Min.	97	46	47.4	612	6.31	6	6.2	3	3.1	75.6
16)	Beck, Was.	61	39	63.9	422	6.92	2	3.3	3	4.9	74.6
17)	Kolb, Ariz	75	38	50.7	594	7.92	3	4.0	3	4.0	74.0
18)	Bradford, St.L	108	59	54.6	588	5.44	2	1.9	1	0.9	72.6
19)	Grossman, Was.	134	74	55.2	783	5.84	4	3.0	7	5.2	60.6
20)	Cutler, Chi.	81	47	58.0	536	6.62	2	2.5	5	6.2	60.5

WEEK 17 / THROUGH SUNDAY, JANUARY 1, 2012

NFL / FOURTH-QUARTER PASSING LEADERS

Rank	Player, Team	Att	Comp	Comp%	Yards	YPA	TD	TD%	Int	Int%	Rating
1)	Rodgers, G.B.	98	67	68.4	899	9.17	10	10.2	4	4.1	114.3
2)	Manning, NY-G	182	120	65.9	1715	9.42	15	8.2	6	3.3	110.0
3)	Brady, N.E.	143	95	66.4	1223	8.55	11	7.7	4	2.8	107.1
4)	Romo, Dal.	148	91	61.5	1215	8.21	10	6.8	2	1.4	104.4
5)	J. Campbell, Oak.	41	24	58.5	404	9.85	4	9.8	2	4.9	104.1
6)	Brees, N.O.	152	98	64.5	1164	7.66	11	7.2	3	2.0	103.6
7)	*Locker, Ten.	48	26	54.2	362	7.54	3	6.3	0	0.0	99.5
8)	Orlovsky, Ind.	92	62	67.4	688	7.48	5	5.4	2	2.2	98.5
9)	Ale. Smith, S.F.	71	43	60.6	500	7.04	4	5.6	1	1.4	94.8
10)	Stafford, Det.	168	102	60.7	1110	6.61	11	6.5	4	2.4	92.1
11)	J. Skelton, Ariz	98	56	57.1	752	7.67	6	6.1	3	3.1	89.3
12)	Jackson, Sea.	119	76	63.9	882	7.41	5	4.2	4	3.4	86.2
13)	Ryan, Atl.	168	101	60.1	1213	7.22	6	3.6	4	2.4	84.3
14)	Tebow, Den.	117	63	53.8	961	8.21	6	5.1	4	3.4	84.0
15)	Sanchez, NY-J	148	80	54.1	994	6.72	10	6.8	5	3.4	83.6
16)	Freeman, T.B.	171	109	63.7	1077	6.30	9	5.3	7	4.1	81.9
17)	Fitzpatrick, Buf.	147	92	62.6	987	6.71	7	4.8	6	4.1	81.1
18)	Orton, Den.-K.C.	65	38	58.5	534	8.22	4	6.2	4	6.2	79.9
19)	Hasselbeck, Ten.	127	77	60.6	838	6.60	6	4.7	5	3.9	79.4
20)	McCoy, Cle.	160	94	58.8	827	5.17	7	4.4	3	1.9	79.3
21)	McNabb, Min.	42	23	54.8	235	5.60	1	2.4	0	0.0	79.0
22)	Flacco, Bal.	113	64	56.6	717	6.35	6	5.3	4	3.5	78.7
23)	*Newton, Car.	160	90	56.3	1229	7.68	5	3.1	5	3.1	78.4
24)	Webb, Min.	41	23	56.1	230	5.61	2	4.9	1	2.4	78.3
25)	Vick, Phi.	82	49	59.8	568	6.93	3	3.7	3	3.7	77.7
26)	*Ponder, Min.	97	46	47.4	612	6.31	6	6.2	3	3.1	75.6
27)	Beck, Was.	61	39	63.9	422	6.92	2	3.3	3	4.9	74.6
28)	Roethlisberger, Pit.	114	64	56.1	850	7.46	3	2.6	4	3.5	74.1
29)	Kolb, Ariz	75	38	50.7	594	7.92	3	4.0	3	4.0	74.0
30)	Rivers, S.D.	144	84	58.3	1023	7.10	7	4.9	8	5.6	73.4
31)	Bradford, St.L	108	59	54.6	588	5.44	2	1.9	1	0.9	72.6
32)	Palko, K.C.	52	33	63.5	326	6.27	1	1.9	2	3.8	71.5
33)	Schaub, Hou.	65	33	50.8	447	6.88	3	4.6	3	4.6	69.2
34)	Mat. Moore, Mia.	68	40	58.8	449	6.60	3	4.4	4	5.9	68.8
35)	Palmer, Oak.	93	53	57.0	750	8.06	4	4.3	7	7.5	66.2
36)	*Gabbert, Jac.	129	65	50.4	726	5.63	3	2.3	3	2.3	65.6
37)	Cassel, K.C.	75	41	54.7	477	6.36	3	4.0	4	5.3	65.3
38)	Grossman, Was.	134	74	55.2	783	5.84	4	3.0	7	5.2	60.6
39)	Cutler, Chi.	81	47	58.0	536	6.62	2	2.5	5	6.2	60.5
40)	*Dalton, Cin.	136	68	50.0	872	6.41	3	2.2	6	4.4	59.4
41)	Henne, Mia.	42	18	42.9	230	5.48	1	2.4	2	4.8	48.7
42)	Painter, Ind.	86	42	48.8	497	5.78	2	2.3	6	7.0	45.5

WEEK 17 / THROUGH SUNDAY, JANUARY 1, 2012

AFC / THIRD-DOWN PASSING LEADERS

Rank	Player, Team	Att	Comp	Comp%	Yards	YPA	TD	TD%	Int	Int%	Rating
1)	Roethlisberger, Pit.	140	87	62.1	1211	8.65	7	5.0	3	2.1	97.6
2)	Brady, N.E.	139	80	57.6	1012	7.28	9	6.5	2	1.4	96.0
3)	Rivers, S.D.	157	97	61.8	1281	8.16	10	6.4	8	5.1	87.6
4)	Hasselbeck, Ten.	169	104	61.5	1160	6.86	6	3.6	3	1.8	86.4
5)	*Dalton, Cin.	154	78	50.6	881	5.72	10	6.5	2	1.3	84.4
6)	Cassel, K.C.	82	52	63.4	595	7.26	2	2.4	2	2.4	83.1
7)	Schaub, Hou.	92	52	56.5	683	7.42	3	3.3	2	2.2	81.9
8)	Mat. Moore, Mia.	107	60	56.1	746	6.97	5	4.7	3	2.8	81.8
9)	Flacco, Bal.	163	91	55.8	1197	7.34	7	4.3	5	3.1	80.7
10)	*Gabbert, Jac.	132	72	54.5	795	6.02	6	4.5	3	2.3	78.3
11)	McCoy, Cle.	143	81	56.6	845	5.91	6	4.2	4	2.8	76.2
12)	Sanchez, NY-J	151	80	53.0	884	5.85	8	5.3	5	3.3	74.5
13)	Fitzpatrick, Buf.	146	82	56.2	942	6.45	6	4.1	6	4.1	72.3
14)	Palmer, Oak.	87	47	54.0	484	5.56	3	3.4	4	4.6	62.6

NFC / THIRD-DOWN PASSING LEADERS

Rank	Player, Team	Att	Comp	Comp%	Yards	YPA	TD	TD%	Int	Int%	Rating
1)	Brees, N.O.	151	109	72.2	1440	9.54	14	9.3	2	1.3	127.4
2)	Rodgers, G.B.	122	80	65.6	1136	9.31	9	7.4	2	1.6	113.3
3)	Manning, NY-G	154	88	57.1	1565	10.16	13	8.4	4	2.6	109.4
4)	Romo, Dal.	135	78	57.8	1053	7.80	13	9.6	3	2.2	105.6
5)	Ryan, Atl.	164	105	64.0	1211	7.38	10	6.1	3	1.8	98.9
6)	*Newton, Car.	115	65	56.5	869	7.56	8	7.0	4	3.5	89.4
7)	Cutler, Chi.	96	51	53.1	640	6.67	3	3.1	1	1.0	80.2
8)	Stafford, Det.	174	90	51.7	1117	6.42	10	5.7	6	3.4	76.7
9)	Ale. Smith, S.F.	128	70	54.7	832	6.50	3	2.3	2	1.6	76.0
10)	Freeman, T.B.	150	92	61.3	1009	6.73	5	3.3	6	4.0	75.7
11)	Bradford, St.L	104	50	48.1	580	5.58	3	2.9	0	0.0	75.0
12)	*Ponder, Min.	91	52	57.1	657	7.22	2	2.2	3	3.3	73.4
13)	Vick, Phi.	103	58	56.3	745	7.23	5	4.9	6	5.8	71.1
14)	Jackson, Sea.	145	77	53.1	930	6.41	3	2.1	5	3.4	65.6
15)	Grossman, Was.	143	69	48.3	883	6.17	7	4.9	7	4.9	63.9

NFL / THIRD-DOWN PASSING LEADERS

Rank	Player, Team	Att	Comp	Comp%	Yards	YPA	TD	TD%	Int	Int%	Rating
1)	Brees, N.O.	151	109	72.2	1440	9.54	14	9.3	2	1.3	127.4
2)	Rodgers, G.B.	122	80	65.6	1136	9.31	9	7.4	2	1.6	113.3
3)	Manning, NY-G	154	88	57.1	1565	10.16	13	8.4	4	2.6	109.4
4)	Romo, Dal.	135	78	57.8	1053	7.80	13	9.6	3	2.2	105.6
5)	Ryan, Atl.	164	105	64.0	1211	7.38	10	6.1	3	1.8	98.9
6)	Roethlisberger, Pit.	140	87	62.1	1211	8.65	7	5.0	3	2.1	97.6
7)	Brady, N.E.	139	80	57.6	1012	7.28	9	6.5	2	1.4	96.0
8)	*Newton, Car.	115	65	56.5	869	7.56	8	7.0	4	3.5	89.4
9)	Rivers, S.D.	157	97	61.8	1281	8.16	10	6.4	8	5.1	87.6
10)	Hasselbeck, Ten.	169	104	61.5	1160	6.86	6	3.6	3	1.8	86.4
11)	*Dalton, Cin.	154	78	50.6	881	5.72	10	6.5	2	1.3	84.4
12)	Cassel, K.C.	82	52	63.4	595	7.26	2	2.4	2	2.4	83.1
13)	Schaub, Hou.	92	52	56.5	683	7.42	3	3.3	2	2.2	81.9
14)	Mat. Moore, Mia.	107	60	56.1	746	6.97	5	4.7	3	2.8	81.8
15)	Flacco, Bal.	163	91	55.8	1197	7.34	7	4.3	5	3.1	80.7
16)	Cutler, Chi.	96	51	53.1	640	6.67	3	3.1	1	1.0	80.2
17)	*Gabbert, Jac.	132	72	54.5	795	6.02	6	4.5	3	2.3	78.3
18)	Stafford, Det.	174	90	51.7	1117	6.42	10	5.7	6	3.4	76.7
19)	McCoy, Cle.	143	81	56.6	845	5.91	6	4.2	4	2.8	76.2
20)	Ale. Smith, S.F.	128	70	54.7	832	6.50	3	2.3	2	1.6	76.0
21)	Freeman, T.B.	150	92	61.3	1009	6.73	5	3.3	6	4.0	75.7
22)	Bradford, St.L	104	50	48.1	580	5.58	3	2.9	0	0.0	75.0
23)	Sanchez, NY-J	151	80	53.0	884	5.85	8	5.3	5	3.3	74.5
24)	*Ponder, Min.	91	52	57.1	657	7.22	2	2.2	3	3.3	73.4
25)	Fitzpatrick, Buf.	146	82	56.2	942	6.45	6	4.1	6	4.1	72.3
26)	Vick, Phi.	103	58	56.3	745	7.23	5	4.9	6	5.8	71.1
27)	Jackson, Sea.	145	77	53.1	930	6.41	3	2.1	5	3.4	65.6
28)	Grossman, Was.	143	69	48.3	883	6.17	7	4.9	7	4.9	63.9
29)	Palmer, Oak.	87	47	54.0	484	5.56	3	3.4	4	4.6	62.6

WEEK 17 / THROUGH SUNDAY, JANUARY 1, 2012**AFC / LEADING RUSHERS**

Rank	Player, Team	Att	Yards	Avg	Long	TD
1)	Jones-Drew, Jac.	343	1606	4.7	56	8
2)	Rice, Bal.	291	1364	4.7	70t	12
3)	Foster, Hou.	278	1224	4.4	43	10
4)	McGahee, Den.	249	1199	4.8	60t	4
5)	Mathews, S.D.	222	1091	4.9	39	6
6)	Bush, Mia.	216	1086	5.0	76t	6
7)	Benson, Cin.	273	1067	3.9	42	6
8)	Greene, NY-J	253	1054	4.2	31	6
9)	C. Johnson, Ten.	262	1047	4.0	48t	4
10)	Bush, Oak.	256	977	3.8	44	7
11)	Tate, Hou.	175	942	5.4	56	4
12)	Jackson, Buf.	170	934	5.5	80t	6
13)	Mendenhall, Pit.	228	928	4.1	68	9
14)	Green-Ellis, N.E.	181	667	3.7	18	11
15)	Tebow, Den. (QB)	122	660	5.4	32	6
16)	D. Brown, Ind.	134	645	4.8	80t	5
17)	McFadden, Oak.	113	614	5.4	70t	4
18)	Battle, K.C.	149	597	4.0	34	2
19)	Hillis, Cle.	161	587	3.6	24t	3
20)	*Thomas, Mia.	165	581	3.5	28	0
21)	Spiller, Buf.	107	561	5.2	38	4
22)	McCluster, K.C.	114	516	4.5	32	1
23)	Tolbert, S.D.	121	490	4.0	40	8
24)	Redman, Pit.	110	479	4.4	27	3
25)	Jones, K.C.	153	478	3.1	26	0
26)	R. Williams, Bal.	108	444	4.1	28	2
27)	*Ridley, N.E.	87	441	5.1	33t	1
28)	Addai, Ind.	118	433	3.7	16	1
29)	Ball, Den.	96	402	4.2	34	1
30)	Scott, Cin.	112	380	3.4	25t	3
31)	*Carter, Ind.	101	377	3.7	42	2
32)	Woodhead, N.E.	77	351	4.6	12	1
33)	Ogbonnaya, Hou.-Cle.	76	340	4.5	40	1
34)	Tomlinson, NY-J	75	280	3.7	20	1
35)	Hardesty, Cle.	88	266	3.0	19	0
36)	Fitzpatrick, Buf. (QB)	56	215	3.8	18	0
37)	McCoy, Cle. (QB)	61	212	3.5	20	0
38)	Ringer, Ten.	59	185	3.1	25	1
39)	Moreno, Den.	37	179	4.8	24	0
40)	Moore, Pit.	22	157	7.1	21	0
41)	Ward, Hou.	45	154	3.4	15	2
42t)	Choice, Dal.-Was.-Buf.	57	152	2.7	14	1
42t)	*Dalton, Cin. (QB)	37	152	4.1	17	1
44)	J. McKnight, NY-J	43	134	3.1	11	0
45)	Karim, Jac.	63	130	2.1	14	0
46)	Dwyer, Pit.	16	123	7.7	76	0
47t)	Henne, Mia. (QB)	15	112	7.5	20	1
47t)	Reece, Oak.	17	112	6.6	26	0
49)	Brady, N.E. (QB)	43	109	2.5	13	3
50)	Painter, Ind. (QB)	17	107	6.3	24	0

WEEK 17 / THROUGH SUNDAY, JANUARY 1, 2012**NFC / LEADING RUSHERS**

Rank	Player, Team	Att	Yards	Avg	Long	TD
1)	Turner, Atl.	301	1340	4.5	81t	11
2)	McCoy, Phi.	273	1309	4.8	60	17
3)	Gore, S.F.	282	1211	4.3	55	8
4)	Lynch, Sea.	285	1204	4.2	47	12
5)	S. Jackson, St.L	260	1145	4.4	47t	5
6)	Wells, Ariz	245	1047	4.3	71	10
7)	Forte, Chi.	203	997	4.9	46	3
8)	Peterson, Min.	208	970	4.7	54	12
9)	*Murray, Dal.	164	897	5.5	91t	2
10)	D. Williams, Car.	155	836	5.4	74t	7
11)	Blount, T.B.	184	781	4.2	54t	5
12)	Stewart, Car.	142	761	5.4	32	4
13)	*Newton, Car. (QB)	126	706	5.6	49t	14
14)	Bradshaw, NY-G	171	659	3.9	37	9
15)	*Helu, Was.	151	640	4.2	28t	2
16)	Sproles, N.O.	87	603	6.9	36	2
17)	Vick, Phi. (QB)	76	589	7.8	53	1
18)	Starks, G.B.	133	578	4.3	40	1
19)	F. Jones, Dal.	127	575	4.5	40	1
20)	Jacobs, NY-G	152	571	3.8	28	7
21)	P. Thomas, N.O.	110	562	5.1	33	5
22)	Grant, G.B.	134	559	4.2	47t	2
23)	Gerhart, Min.	109	531	4.9	67	1
24)	*Ingram, N.O.	122	474	3.9	35t	5
25)	*Hunter, S.F.	112	473	4.2	44	2
26)	Barber, Chi.	114	422	3.7	29	6
27)	Best, Det.	84	390	4.6	88t	2
28)	Ivory, N.O.	79	374	4.7	35t	1
29)	C. Williams, St.L	87	361	4.1	23	1
30)	K. Smith, Det.	72	356	4.9	43	4
31)	Harvin, Min. (WR)	52	345	6.6	39	2
32)	Bell, Chi.	79	337	4.3	26	0
33)	*Royster, Was.	56	328	5.9	28	0
34)	Hightower, Was.	84	321	3.8	22	1
35)	Morris, Det.	80	316	4.0	31	1
36)	Rodgers, G.B. (QB)	60	257	4.3	25	3
37)	Washington, Sea.	53	248	4.7	48t	1
38)	Freeman, T.B. (QB)	55	238	4.3	25	4
39)	*Ponder, Min. (QB)	28	219	7.8	28	0
40)	Graham, T.B.	37	206	5.6	34	0
41)	*Rodgers, Atl.	57	205	3.6	13	1
42)	Torain, Was.	59	200	3.4	39	1
43)	K. Williams, Det.	58	195	3.4	18	2
44)	Ale. Smith, S.F. (QB)	52	179	3.4	14	2
45)	Stephens-Howling, Ariz	43	167	3.9	39	0
46)	Ware, NY-G	46	163	3.5	17	0
47)	Webb, Min. (QB)	22	154	7.0	65t	2
48)	Snelling, Atl.	44	151	3.4	18	0
49)	Forsett, Sea.	46	145	3.2	22t	1
50)	Brown, Phi.	42	136	3.2	15	1

WEEK 17 / THROUGH SUNDAY, JANUARY 1, 2012**NFL / LEADING RUSHERS**

Rank	Player, Team	Att	Yards	Avg	Long	TD
1)	Jones-Drew, Jac.	343	1606	4.7	56	8
2)	Rice, Bal.	291	1364	4.7	70t	12
3)	Turner, Atl.	301	1340	4.5	81t	11
4)	McCoy, Phi.	273	1309	4.8	60	17
5)	Foster, Hou.	278	1224	4.4	43	10
6)	Gore, S.F.	282	1211	4.3	55	8
7)	Lynch, Sea.	285	1204	4.2	47	12
8)	McGahee, Den.	249	1199	4.8	60t	4
9)	S. Jackson, St.L	260	1145	4.4	47t	5
10)	Mathews, S.D.	222	1091	4.9	39	6
11)	Bush, Mia.	216	1086	5.0	76t	6
12)	Benson, Cin.	273	1067	3.9	42	6
13)	Greene, NY-J	253	1054	4.2	31	6
14t)	C. Johnson, Ten.	262	1047	4.0	48t	4
14t)	Wells, Ariz	245	1047	4.3	71	10
16)	Forte, Chi.	203	997	4.9	46	3
17)	Bush, Oak.	256	977	3.8	44	7
18)	Peterson, Min.	208	970	4.7	54	12
19)	Tate, Hou.	175	942	5.4	56	4
20)	Jackson, Buf.	170	934	5.5	80t	6
21)	Mendenhall, Pit.	228	928	4.1	68	9
22)	*Murray, Dal.	164	897	5.5	91t	2
23)	D. Williams, Car.	155	836	5.4	74t	7
24)	Blount, T.B.	184	781	4.2	54t	5
25)	Stewart, Car.	142	761	5.4	32	4
26)	*Newton, Car. (QB)	126	706	5.6	49t	14
27)	Green-Ellis, N.E.	181	667	3.7	18	11
28)	Tebow, Den. (QB)	122	660	5.4	32	6
29)	Bradshaw, NY-G	171	659	3.9	37	9
30)	D. Brown, Ind.	134	645	4.8	80t	5
31)	*Helu, Was.	151	640	4.2	28t	2
32)	McFadden, Oak.	113	614	5.4	70t	4
33)	Sproles, N.O.	87	603	6.9	36	2
34)	Battle, K.C.	149	597	4.0	34	2
35)	Vick, Phi. (QB)	76	589	7.8	53	1
36)	Hillis, Cle.	161	587	3.6	24t	3
37)	*Thomas, Mia.	165	581	3.5	28	0
38)	Starks, G.B.	133	578	4.3	40	1
39)	F. Jones, Dal.	127	575	4.5	40	1
40)	Jacobs, NY-G	152	571	3.8	28	7
41)	P. Thomas, N.O.	110	562	5.1	33	5
42)	Spiller, Buf.	107	561	5.2	38	4
43)	Grant, G.B.	134	559	4.2	47t	2
44)	Gerhart, Min.	109	531	4.9	67	1
45)	McCluster, K.C.	114	516	4.5	32	1
46)	Tolbert, S.D.	121	490	4.0	40	8
47)	Redman, Pit.	110	479	4.4	27	3
48)	Jones, K.C.	153	478	3.1	26	0
49)	*Ingram, N.O.	122	474	3.9	35t	5
50)	*Hunter, S.F.	112	473	4.2	44	2

WEEK 17 / THROUGH SUNDAY, JANUARY 1, 2012

AFC / THIRD-AND-ONE RUSHING LEADERS

Rank	Player, Team	Att	FD	Pct
1t)	Brady, N.E.	6	6	100.0
1t)	Mathews, S.D.	6	6	100.0
1t)	Tolbert, S.D.	5	5	100.0
4t)	Hilliard, Mia.	8	7	87.5
4t)	Redman, Pit.	8	7	87.5
6)	Hester, S.D.	6	5	83.3
7)	Tebow, Den.	5	4	80.0
8t)	Bush, Oak.	16	12	75.0
8t)	Rice, Bal.	12	9	75.0
8t)	Battle, K.C.	8	6	75.0
11)	Foster, Hou.	14	10	71.4
12)	Green-Ellis, N.E.	10	7	70.0
13t)	Choice, Dal.-Was.-Buf.	6	4	66.7
13t)	Fitzpatrick, Buf.	6	4	66.7
15)	Hillis, Cle.	11	7	63.6
16)	*Carter, Ind.	10	6	60.0
17t)	Jones-Drew, Jac.	14	8	57.1
17t)	McGahee, Den.	7	4	57.1
19)	Benson, Cin.	12	6	50.0

NFC / THIRD-AND-ONE RUSHING LEADERS

Rank	Player, Team	Att	FD	Pct
1t)	Freeman, T.B.	7	7	100.0
1t)	*Newton, Car.	5	5	100.0
3)	Peterson, Min.	8	7	87.5
4t)	*Ingram, N.O.	12	10	83.3
4t)	Stewart, Car.	6	5	83.3
6t)	McCoy, Phi.	16	12	75.0
6t)	Turner, Atl.	12	9	75.0
6t)	Barber, Chi.	8	6	75.0
6t)	Lynch, Sea.	8	6	75.0
10t)	Bradshaw, NY-G	7	5	71.4
10t)	Gore, S.F.	7	5	71.4
12)	Jacobs, NY-G	6	4	66.7
13)	Ivory, N.O.	8	5	62.5
14)	S. Jackson, St.L	7	4	57.1
15)	Wells, Ariz	11	6	54.5

NFL / THIRD-AND-ONE RUSHING LEADERS

Rank	Player, Team	Att	FD	Pct
1t)	Freeman, T.B.	7	7	100.0
1t)	Brady, N.E.	6	6	100.0
1t)	Mathews, S.D.	6	6	100.0
1t)	*Newton, Car.	5	5	100.0
1t)	Tolbert, S.D.	5	5	100.0
6t)	Hilliard, Mia.	8	7	87.5
6t)	Peterson, Min.	8	7	87.5
6t)	Redman, Pit.	8	7	87.5
9t)	*Ingram, N.O.	12	10	83.3
9t)	Hester, S.D.	6	5	83.3
9t)	Stewart, Car.	6	5	83.3
12)	Tebow, Den.	5	4	80.0
13t)	Bush, Oak.	16	12	75.0
13t)	McCoy, Phi.	16	12	75.0
13t)	Rice, Bal.	12	9	75.0
13t)	Turner, Atl.	12	9	75.0
13t)	Barber, Chi.	8	6	75.0
13t)	Battle, K.C.	8	6	75.0
13t)	Lynch, Sea.	8	6	75.0
20t)	Foster, Hou.	14	10	71.4
20t)	Bradshaw, NY-G	7	5	71.4
20t)	Gore, S.F.	7	5	71.4
23)	Green-Ellis, N.E.	10	7	70.0
24t)	Choice, Dal.-Was.-Buf.	6	4	66.7
24t)	Fitzpatrick, Buf.	6	4	66.7
24t)	Jacobs, NY-G	6	4	66.7
27)	Hillis, Cle.	11	7	63.6
28)	Ivory, N.O.	8	5	62.5
29)	*Carter, Ind.	10	6	60.0
30t)	Jones-Drew, Jac.	14	8	57.1
30t)	S. Jackson, St.L	7	4	57.1
30t)	McGahee, Den.	7	4	57.1
33)	Wells, Ariz	11	6	54.5
34)	Benson, Cin.	12	6	50.0

WEEK 17 / THROUGH SUNDAY, JANUARY 1, 2012

AFC / LEADERS IN RECEPTIONS

Rank	Player, Team	Rec	Yards	Avg	Long	TD
1)	Welker, N.E.	122	1569	12.9	99t	9
2)	R. Gronkowski, N.E. (TE)	90	1327	14.7	52t	17
3t)	Marshall, Mia.	81	1214	15.0	65t	6
3t)	Bowe, K.C.	81	1159	14.3	52t	5
5)	Hernandez, N.E. (TE)	79	910	11.5	46	7
6t)	St. Johnson, Buf.	76	1004	13.2	55	7
6t)	Rice, Bal. (RB)	76	704	9.3	52	3
8)	Wayne, Ind.	75	960	12.8	56t	4
9)	Washington, Ten.	74	1023	13.8	57	7
10)	Wallace, Pit.	72	1193	16.6	95t	8
11)	Garcon, Ind.	70	947	13.5	87t	6
12)	A. Brown, Pit.	69	1108	16.1	79t	2
13t)	*Green, Cin.	65	1057	16.3	58	7
13t)	Keller, NY-J (TE)	65	815	12.5	41	5
15t)	Heyward-Bey, Oak.	64	975	15.2	58	4
15t)	Gates, S.D. (TE)	64	778	12.2	38t	7
17t)	Breaston, K.C.	61	785	12.9	43	2
17t)	*Little, Cle.	61	709	11.6	76t	2
17t)	Nelson, Buf.	61	658	10.8	35	5
20)	Jackson, S.D.	60	1106	18.4	58	9
21t)	Boldin, Bal.	57	887	15.6	56	3
21t)	C. Johnson, Ten. (RB)	57	418	7.3	34	0
23)	Gresham, Cin. (TE)	56	596	10.6	31	6
24t)	Daniels, Hou. (TE)	54	677	12.5	34	3
24t)	Dickson, Bal. (TE)	54	528	9.8	25	5
24t)	Collie, Ind.	54	514	9.5	27	1
24t)	Tolbert, S.D. (RB)	54	433	8.0	27	2
28)	Foster, Hou. (RB)	53	617	11.6	78t	2
29t)	Branch, N.E.	51	702	13.8	63	5
29t)	Holmes, NY-J	51	654	12.8	38t	8
29t)	Miller, Pit. (TE)	51	631	12.4	39	2
29t)	Bess, Mia.	51	537	10.5	41	3
33t)	*T. Smith, Bal.	50	841	16.8	74t	7
33t)	Simpson, Cin.	50	725	14.5	84	4
33t)	Mathews, S.D. (RB)	50	455	9.1	42	0
36)	Cook, Ten. (TE)	49	759	15.5	80t	3
37)	L. Hawkins, Ten.	47	470	10.0	32	1
38t)	Ward, Pit.	46	381	8.3	31	2
38t)	McCluster, K.C. (RB)	46	328	7.1	49	1
40t)	Burress, NY-J	45	612	13.6	30	8
40t)	Williams, Ten.	45	592	13.2	54	5
42t)	Decker, Den.	44	612	13.9	56t	8
42t)	Thomas, Jac.	44	415	9.4	47	1
44t)	Floyd, S.D.	43	856	19.9	52t	5
44t)	Jones-Drew, Jac. (RB)	43	374	8.7	48	3
44t)	Bush, Mia. (RB)	43	296	6.9	34	1
47)	Tomlinson, NY-J (RB)	42	449	10.7	74	2
48)	Cribbs, Cle.	41	518	12.6	45t	4
49)	Pitta, Bal. (TE)	40	405	10.1	39	3
50t)	Walter, Hou.	39	474	12.2	41	3
50t)	Lewis, Jac. (TE)	39	460	11.8	62	0
50t)	Jackson, Buf. (RB)	39	442	11.3	49	0
50t)	Spiller, Buf. (RB)	39	269	6.9	19	2

WEEK 17 / THROUGH SUNDAY, JANUARY 1, 2012

NFC / LEADERS IN RECEPTIONS

Rank	Player, Team	Rec	Yards	Avg	Long	TD
1)	White, Atl.	100	1296	13.0	43	8
2)	Graham, N.O. (TE)	99	1310	13.2	59	11
3)	Johnson, Det.	96	1681	17.5	73t	16
4)	Harvin, Min.	87	967	11.1	52t	6
5)	Sproles, N.O. (RB)	86	710	8.3	39	7
6)	Pettigrew, Det. (TE)	83	777	9.4	27	5
7)	Cruz, NY-G	82	1536	18.7	99t	9
8t)	Fitzgerald, Ariz	80	1411	17.6	73t	8
8t)	Colston, N.O.	80	1143	14.3	50	8
8t)	Gonzalez, Atl. (TE)	80	875	10.9	30	7
11t)	S. Smith, Car.	79	1394	17.6	77t	7
11t)	Witten, Dal. (TE)	79	942	11.9	64	5
13)	Nicks, NY-G	76	1192	15.7	68	7
14)	Winslow, T.B. (TE)	75	763	10.2	37	2
15t)	Crabtree, S.F.	73	880	12.1	52t	4
15t)	Burleson, Det.	73	757	10.4	47	3
17)	Lloyd, Den.-St.L	70	966	13.8	44	5
18t)	Nelson, G.B.	68	1263	18.6	93t	15
18t)	Gaffney, Was.	68	947	13.9	45	5
20t)	G. Jennings, G.B.	67	949	14.2	79t	9
20t)	V. Davis, S.F. (TE)	67	792	11.8	44	6
22)	Williams, T.B.	65	771	11.9	42	3
23t)	Bryant, Dal.	63	928	14.7	50t	9
23t)	Maclin, Phi.	63	859	13.6	59	5
25)	Celek, Phi. (TE)	62	811	13.1	73	5
26)	F. Davis, Was. (TE)	59	796	13.5	42	3
27)	D. Jackson, Phi.	58	961	16.6	62t	4
28)	Finley, G.B. (TE)	55	767	13.9	41	8
29t)	*Jones, Atl.	54	959	17.8	80t	8
29t)	Robinson, Dal.	54	858	15.9	74	11
29t)	Doucet, Ariz	54	689	12.8	70t	5
32t)	Avant, Phi.	52	679	13.1	35	1
32t)	Moore, N.O.	52	627	12.1	47t	8
32t)	Forte, Chi. (RB)	52	490	9.4	56t	1
35t)	*Baldwin, Sea.	51	788	15.5	55t	4
35t)	Roberts, Ariz	51	586	11.5	45	2
37)	P. Thomas, N.O. (RB)	50	425	8.5	57	1
38)	*Helu, Was. (RB)	49	379	7.7	47t	1
39t)	*T. Young, Det.	48	607	12.6	57t	6
39t)	McCoy, Phi. (RB)	48	315	6.6	26	3
41)	Stewart, Car. (RB)	47	413	8.8	26	1
42)	Moss, Was.	46	584	12.7	49t	4
43)	Olsen, Car. (TE)	45	540	12.0	44t	5
44)	Naanee, Car.	44	467	10.6	28	1
45)	Austin, Dal.	43	579	13.5	53t	7
46)	S. Jackson, St.L (RB)	42	333	7.9	50	1
47)	Lumpkin, T.B. (RB)	41	291	7.1	16	0
48t)	Meachem, N.O.	40	620	15.5	67t	6
48t)	Parker, T.B.	40	554	13.9	51	3
50t)	Manningham, NY-G	39	523	13.4	47t	4
50t)	Douglas, Atl.	39	498	12.8	49	1

WEEK 17 / THROUGH SUNDAY, JANUARY 1, 2012**NFL / LEADERS IN RECEPTIONS**

Rank	Player, Team	Rec	Yards	Avg	Long	TD
1)	Welker, N.E.	122	1569	12.9	99t	9
2)	White, Atl.	100	1296	13.0	43	8
3)	Graham, N.O. (TE)	99	1310	13.2	59	11
4)	Johnson, Det.	96	1681	17.5	73t	16
5)	R. Gronkowski, N.E. (TE)	90	1327	14.7	52t	17
6)	Harvin, Min.	87	967	11.1	52t	6
7)	Sproles, N.O. (RB)	86	710	8.3	39	7
8)	Pettigrew, Det. (TE)	83	777	9.4	27	5
9)	Cruz, NY-G	82	1536	18.7	99t	9
10t)	Marshall, Mia.	81	1214	15.0	65t	6
10t)	Bowe, K.C.	81	1159	14.3	52t	5
12t)	Fitzgerald, Ariz	80	1411	17.6	73t	8
12t)	Colston, N.O.	80	1143	14.3	50	8
12t)	Gonzalez, Atl. (TE)	80	875	10.9	30	7
15t)	S. Smith, Car.	79	1394	17.6	77t	7
15t)	Witten, Dal. (TE)	79	942	11.9	64	5
15t)	Hernandez, N.E. (TE)	79	910	11.5	46	7
18t)	Nicks, NY-G	76	1192	15.7	68	7
18t)	St. Johnson, Buf.	76	1004	13.2	55	7
18t)	Rice, Bal. (RB)	76	704	9.3	52	3
21t)	Wayne, Ind.	75	960	12.8	56t	4
21t)	Winslow, T.B. (TE)	75	763	10.2	37	2
23)	Washington, Ten.	74	1023	13.8	57	7
24t)	Crabtree, S.F.	73	880	12.1	52t	4
24t)	Burleson, Det.	73	757	10.4	47	3
26)	Wallace, Pit.	72	1193	16.6	95t	8
27t)	Lloyd, Den.-St.L	70	966	13.8	44	5
27t)	Garcon, Ind.	70	947	13.5	87t	6
29)	A. Brown, Pit.	69	1108	16.1	79t	2
30t)	Nelson, G.B.	68	1263	18.6	93t	15
30t)	Gaffney, Was.	68	947	13.9	45	5
32t)	G. Jennings, G.B.	67	949	14.2	79t	9
32t)	V. Davis, S.F. (TE)	67	792	11.8	44	6
34t)	*Green, Cin.	65	1057	16.3	58	7
34t)	Keller, NY-J (TE)	65	815	12.5	41	5
34t)	Williams, T.B.	65	771	11.9	42	3
37t)	Heyward-Bey, Oak.	64	975	15.2	58	4
37t)	Gates, S.D. (TE)	64	778	12.2	38t	7
39t)	Bryant, Dal.	63	928	14.7	50t	9
39t)	Maclin, Phi.	63	859	13.6	59	5
41)	Celek, Phi. (TE)	62	811	13.1	73	5
42t)	Breaston, K.C.	61	785	12.9	43	2
42t)	*Little, Cle.	61	709	11.6	76t	2
42t)	Nelson, Buf.	61	658	10.8	35	5
45)	Jackson, S.D.	60	1106	18.4	58	9
46)	F. Davis, Was. (TE)	59	796	13.5	42	3
47)	D. Jackson, Phi.	58	961	16.6	62t	4
48t)	Boldin, Bal.	57	887	15.6	56	3
48t)	C. Johnson, Ten. (RB)	57	418	7.3	34	0
50)	Gresham, Cin. (TE)	56	596	10.6	31	6

WEEK 17 / THROUGH SUNDAY, JANUARY 1, 2012

AFC / RECEIVING YARDAGE LEADERS

Rank	Player, Team	Yards	Rec	Avg	Long	TD
1)	Welker, N.E.	1569	122	12.9	99t	9
2)	R. Gronkowski, N.E. (TE)	1327	90	14.7	52t	17
3)	Marshall, Mia.	1214	81	15.0	65t	6
4)	Wallace, Pit.	1193	72	16.6	95t	8
5)	Bowe, K.C.	1159	81	14.3	52t	5
6)	A. Brown, Pit.	1108	69	16.1	79t	2
7)	Jackson, S.D.	1106	60	18.4	58	9
8)	*Green, Cin.	1057	65	16.3	58	7
9)	Washington, Ten.	1023	74	13.8	57	7
10)	St. Johnson, Buf.	1004	76	13.2	55	7
11)	Heyward-Bey, Oak.	975	64	15.2	58	4
12)	Wayne, Ind.	960	75	12.8	56t	4
13)	Garcon, Ind.	947	70	13.5	87t	6
14)	Hernandez, N.E. (TE)	910	79	11.5	46	7
15)	Boldin, Bal.	887	57	15.6	56	3
16)	Floyd, S.D.	856	43	19.9	52t	5
17)	*T. Smith, Bal.	841	50	16.8	74t	7
18)	Keller, NY-J (TE)	815	65	12.5	41	5
19)	Breaston, K.C.	785	61	12.9	43	2
20)	Gates, S.D. (TE)	778	64	12.2	38t	7
21)	Cook, Ten. (TE)	759	49	15.5	80t	3
22)	Simpson, Cin.	725	50	14.5	84	4
23)	*Little, Cle.	709	61	11.6	76t	2
24)	Rice, Bal. (RB)	704	76	9.3	52	3
25)	Branch, N.E.	702	51	13.8	63	5
26)	Daniels, Hou. (TE)	677	54	12.5	34	3
27)	Nelson, Buf.	658	61	10.8	35	5
28)	Holmes, NY-J	654	51	12.8	38t	8
29)	Miller, Pit. (TE)	631	51	12.4	39	2
30)	*D. Moore, Oak.	618	33	18.7	78	5
31)	Foster, Hou. (RB)	617	53	11.6	78t	2
32t)	Burress, NY-J	612	45	13.6	30	8
32t)	Decker, Den.	612	44	13.9	56t	8
34)	Gresham, Cin. (TE)	596	56	10.6	31	6
35)	Williams, Ten.	592	45	13.2	54	5
36)	D. Thomas, Den.	551	32	17.2	47	4
37)	Hartline, Mia.	549	35	15.7	41	1
38)	Bess, Mia.	537	51	10.5	41	3
39)	Dickson, Bal. (TE)	528	54	9.8	25	5
40)	Cribbs, Cle.	518	41	12.6	45t	4
41)	Collie, Ind.	514	54	9.5	27	1
42)	Jones, Hou.	512	31	16.5	80t	2
43)	A. Johnson, Hou.	492	33	14.9	50	2
44)	Walter, Hou.	474	39	12.2	41	3
45)	L. Hawkins, Ten.	470	47	10.0	32	1
46)	Lewis, Jac. (TE)	460	39	11.8	62	0
47)	Mathews, S.D. (RB)	455	50	9.1	42	0
48)	Fasano, Mia. (TE)	451	32	14.1	35t	5
49)	Tomlinson, NY-J (RB)	449	42	10.7	74	2
50)	Jackson, Buf. (RB)	442	39	11.3	49	0

WEEK 17 / THROUGH SUNDAY, JANUARY 1, 2012**NFC / RECEIVING YARDAGE LEADERS**

Rank	Player, Team	Yards	Rec	Avg	Long	TD
1)	Johnson, Det.	1681	96	17.5	73t	16
2)	Cruz, NY-G	1536	82	18.7	99t	9
3)	Fitzgerald, Ariz	1411	80	17.6	73t	8
4)	S. Smith, Car.	1394	79	17.6	77t	7
5)	Graham, N.O. (TE)	1310	99	13.2	59	11
6)	White, Atl.	1296	100	13.0	43	8
7)	Nelson, G.B.	1263	68	18.6	93t	15
8)	Nicks, NY-G	1192	76	15.7	68	7
9)	Colston, N.O.	1143	80	14.3	50	8
10)	Harvin, Min.	967	87	11.1	52t	6
11)	Lloyd, Den.-St.L	966	70	13.8	44	5
12)	D. Jackson, Phi.	961	58	16.6	62t	4
13)	*Jones, Atl.	959	54	17.8	80t	8
14)	G. Jennings, G.B.	949	67	14.2	79t	9
15)	Gaffney, Was.	947	68	13.9	45	5
16)	Witten, Dal. (TE)	942	79	11.9	64	5
17)	Bryant, Dal.	928	63	14.7	50t	9
18)	Crabtree, S.F.	880	73	12.1	52t	4
19)	Gonzalez, Atl. (TE)	875	80	10.9	30	7
20)	Maclin, Phi.	859	63	13.6	59	5
21)	Robinson, Dal.	858	54	15.9	74	11
22)	Celek, Phi. (TE)	811	62	13.1	73	5
23)	F. Davis, Was. (TE)	796	59	13.5	42	3
24)	V. Davis, S.F. (TE)	792	67	11.8	44	6
25)	*Baldwin, Sea.	788	51	15.5	55t	4
26)	Pettigrew, Det. (TE)	777	83	9.4	27	5
27)	Williams, T.B.	771	65	11.9	42	3
28)	Finley, G.B. (TE)	767	55	13.9	41	8
29)	Winslow, T.B. (TE)	763	75	10.2	37	2
30)	Burleson, Det.	757	73	10.4	47	3
31)	Knox, Chi.	727	37	19.6	81	2
32)	Sproles, N.O. (RB)	710	86	8.3	39	7
33)	Doucet, Ariz	689	54	12.8	70t	5
34)	Avant, Phi.	679	52	13.1	35	1
35)	Ja. Jones, G.B.	635	38	16.7	70t	7
36)	Moore, N.O.	627	52	12.1	47t	8
37)	Meachem, N.O.	620	40	15.5	67t	6
38)	LaFell, Car.	613	36	17.0	91t	3
39)	*T. Young, Det.	607	48	12.6	57t	6
40)	Ballard, NY-G (TE)	604	38	15.9	41	4
41)	Roberts, Ariz	586	51	11.5	45	2
42)	Moss, Was.	584	46	12.7	49t	4
43)	Austin, Dal.	579	43	13.5	53t	7
44)	Parker, T.B.	554	40	13.9	51	3
45)	Olsen, Car. (TE)	540	45	12.0	44t	5
46)	Manningham, NY-G	523	39	13.4	47t	4
47)	R. Williams, Chi.	507	37	13.7	25t	2
48)	Henderson, N.O.	503	32	15.7	79t	2
49)	Douglas, Atl.	498	39	12.8	49	1
50)	Forte, Chi. (RB)	490	52	9.4	56t	1

WEEK 17 / THROUGH SUNDAY, JANUARY 1, 2012

NFL / RECEIVING YARDAGE LEADERS

Rank	Player, Team	Yards	Rec	Avg	Long	TD
1)	Johnson, Det.	1681	96	17.5	73t	16
2)	Welker, N.E.	1569	122	12.9	99t	9
3)	Cruz, NY-G	1536	82	18.7	99t	9
4)	Fitzgerald, Ariz	1411	80	17.6	73t	8
5)	S. Smith, Car.	1394	79	17.6	77t	7
6)	R. Gronkowski, N.E. (TE)	1327	90	14.7	52t	17
7)	Graham, N.O. (TE)	1310	99	13.2	59	11
8)	White, Atl.	1296	100	13.0	43	8
9)	Nelson, G.B.	1263	68	18.6	93t	15
10)	Marshall, Mia.	1214	81	15.0	65t	6
11)	Wallace, Pit.	1193	72	16.6	95t	8
12)	Nicks, NY-G	1192	76	15.7	68	7
13)	Bowe, K.C.	1159	81	14.3	52t	5
14)	Colston, N.O.	1143	80	14.3	50	8
15)	A. Brown, Pit.	1108	69	16.1	79t	2
16)	Jackson, S.D.	1106	60	18.4	58	9
17)	*Green, Cin.	1057	65	16.3	58	7
18)	Washington, Ten.	1023	74	13.8	57	7
19)	St. Johnson, Buf.	1004	76	13.2	55	7
20)	Heyward-Bey, Oak.	975	64	15.2	58	4
21)	Harvin, Min.	967	87	11.1	52t	6
22)	Lloyd, Den.-St.L	966	70	13.8	44	5
23)	D. Jackson, Phi.	961	58	16.6	62t	4
24)	Wayne, Ind.	960	75	12.8	56t	4
25)	*Jones, Atl.	959	54	17.8	80t	8
26)	G. Jennings, G.B.	949	67	14.2	79t	9
27t)	Gaffney, Was.	947	68	13.9	45	5
27t)	Garcon, Ind.	947	70	13.5	87t	6
29)	Witten, Dal. (TE)	942	79	11.9	64	5
30)	Bryant, Dal.	928	63	14.7	50t	9
31)	Hernandez, N.E. (TE)	910	79	11.5	46	7
32)	Boldin, Bal.	887	57	15.6	56	3
33)	Crabtree, S.F.	880	73	12.1	52t	4
34)	Gonzalez, Atl. (TE)	875	80	10.9	30	7
35)	Maclin, Phi.	859	63	13.6	59	5
36)	Robinson, Dal.	858	54	15.9	74	11
37)	Floyd, S.D.	856	43	19.9	52t	5
38)	*T. Smith, Bal.	841	50	16.8	74t	7
39)	Keller, NY-J (TE)	815	65	12.5	41	5
40)	Celek, Phi. (TE)	811	62	13.1	73	5
41)	F. Davis, Was. (TE)	796	59	13.5	42	3
42)	V. Davis, S.F. (TE)	792	67	11.8	44	6
43)	*Baldwin, Sea.	788	51	15.5	55t	4
44)	Breaston, K.C.	785	61	12.9	43	2
45)	Gates, S.D. (TE)	778	64	12.2	38t	7
46)	Pettigrew, Det. (TE)	777	83	9.4	27	5
47)	Williams, T.B.	771	65	11.9	42	3
48)	Finley, G.B. (TE)	767	55	13.9	41	8
49)	Winslow, T.B. (TE)	763	75	10.2	37	2
50)	Cook, Ten. (TE)	759	49	15.5	80t	3

WEEK 17 / THROUGH SUNDAY, JANUARY 1, 2012

AFC / THIRD-DOWN RECEIVING LEADERS

Rank	Player, Team	Rec	Yards	Avg	Long	TD
1)	Washington, Ten.	29	358	12.3	42	3
2)	A. Brown, Pit.	28	437	15.6	27	1
3t)	Welker, N.E.	26	322	12.4	32	1
3t)	Bess, Mia.	26	249	9.6	24	2
5t)	St. Johnson, Buf.	23	322	14.0	55	1
5t)	Collie, Ind.	23	278	12.1	27	1
7)	Bowe, K.C.	22	294	13.4	28	0
8t)	Breaston, K.C.	21	267	12.7	37	1
8t)	Dickson, Bal. (TE)	21	222	10.6	19	2
10)	Foster, Hou. (RB)	20	184	9.2	28	0
11t)	Wayne, Ind.	19	299	15.7	56t	1
11t)	Tolbert, S.D. (RB)	19	140	7.4	21	1
13)	Marshall, Mia.	18	305	16.9	41	1
14t)	Rice, Bal. (RB)	17	267	15.7	52	2
14t)	*Little, Cle.	17	247	14.5	76t	1
14t)	R. Gronkowski, N.E. (TE)	17	223	13.1	37t	6
14t)	Gates, S.D. (TE)	17	203	11.9	38t	5
14t)	L. Hawkins, Ten.	17	193	11.4	30	0
14t)	Pitta, Bal. (TE)	17	175	10.3	39	2
20t)	Jackson, S.D.	16	290	18.1	58	3
20t)	*T. Smith, Bal.	16	272	17.0	32	1
20t)	Thomas, Jac.	16	193	12.1	47	0
20t)	Tomlinson, NY-J (RB)	16	152	9.5	31	0
24t)	Williams, Ten.	15	259	17.3	54	2
24t)	*Green, Cin.	15	257	17.1	51	3
24t)	Decker, Den.	15	187	12.5	56t	2
24t)	Jones-Drew, Jac. (RB)	15	182	12.1	48	2
24t)	Bush, Mia. (RB)	15	126	8.4	27	0
24t)	C. Johnson, Ten. (RB)	15	123	8.2	34	0
30t)	Boldin, Bal.	14	221	15.8	33	0
30t)	Keller, NY-J (TE)	14	201	14.4	34	1
30t)	Daniels, Hou. (TE)	14	185	13.2	30	0
30t)	Heyward-Bey, Oak.	14	160	11.4	28	1
30t)	Crayton, S.D.	14	145	10.4	26t	1
30t)	Simpson, Cin.	14	142	10.1	23	2
30t)	Nelson, Buf.	14	140	10.0	17	0
37t)	Wallace, Pit.	13	287	22.1	53	2
37t)	Floyd, S.D.	13	274	21.1	38	0
37t)	Miller, Pit. (TE)	13	153	11.8	24	0
37t)	Watson, Cle. (TE)	13	141	10.8	18	0
37t)	Cribbs, Cle.	13	132	10.2	25	2
37t)	*Kerley, NY-J	13	132	10.2	30	0
37t)	Lewis, Jac. (TE)	13	129	9.9	25	0
37t)	McCluster, K.C. (RB)	13	108	8.3	38t	1
37t)	Walter, Hou.	13	101	7.8	16	1
46t)	Branch, N.E.	12	209	17.4	63	2
46t)	Leonard, Cin. (RB)	12	132	11.0	37	0
46t)	Choice, Dal.-Was.-Buf. (RB)	12	74	6.2	15	0
49t)	Cook, Ten. (TE)	11	152	13.8	32	0
49t)	Norwood, Cle.	11	140	12.7	51	1
49t)	Burress, NY-J	11	126	11.5	26t	5
49t)	Jackson, Buf. (RB)	11	121	11.0	49	0
49t)	Mason, NY-J-Hou.	11	120	10.9	30	0
49t)	Garcon, Ind.	11	118	10.7	33t	1
49t)	Hernandez, N.E. (TE)	11	113	10.3	46	0
49t)	Hawkins, Cin.	11	105	9.5	25	0
49t)	Moore, Cle. (TE)	11	95	8.6	16t	3
49t)	Gresham, Cin. (TE)	11	84	7.6	17	3
49t)	Ogbonnaya, Hou.-Cle. (RB)	11	77	7.0	17	0
49t)	Ringer, Ten. (RB)	11	74	6.7	15	0

WEEK 17 / THROUGH SUNDAY, JANUARY 1, 2012**NFC / THIRD-DOWN RECEIVING LEADERS**

Rank	Player, Team	Rec	Yards	Avg	Long	TD
1)	White, Atl.	35	438	12.5	30	2
2)	Cruz, NY-G	27	698	25.9	99t	5
3t)	*Baldwin, Sea.	25	409	16.4	50	0
3t)	Sproles, N.O. (RB)	25	225	9.0	36	2
5)	Colston, N.O.	23	348	15.1	35t	3
6t)	Bryant, Dal.	22	329	15.0	30	5
6t)	Doucet, Ariz	22	295	13.4	70t	2
6t)	Graham, N.O. (TE)	22	266	12.1	28	1
6t)	Crabtree, S.F.	22	261	11.9	41	0
10)	Witten, Dal. (TE)	21	281	13.4	59t	2
11t)	Parker, T.B.	20	317	15.9	51	2
11t)	Harvin, Min.	20	279	14.0	52t	1
11t)	Gonzalez, Atl. (TE)	20	172	8.6	20	2
14t)	Finley, G.B. (TE)	19	321	16.9	41	1
14t)	Gaffney, Was.	19	260	13.7	23	2
16t)	Nicks, NY-G	18	370	20.6	68	2
16t)	*Jones, Atl.	18	332	18.4	80t	4
16t)	Pettigrew, Det. (TE)	18	173	9.6	17	3
16t)	Lumpkin, T.B. (RB)	18	164	9.1	16	0
20t)	Johnson, Det.	17	299	17.6	73t	2
20t)	Lloyd, Den.-St.L	17	258	15.2	36t	2
20t)	Avant, Phi.	17	256	15.1	29	0
20t)	Winslow, T.B. (TE)	17	187	11.0	22	0
20t)	V. Davis, S.F. (TE)	17	155	9.1	21	1
25t)	Naanee, Car.	16	167	10.4	22	1
25t)	Celek, Phi. (TE)	16	130	8.1	15	1
27t)	G. Jennings, G.B.	15	236	15.7	43	2
27t)	Moore, N.O.	15	215	14.3	47t	4
27t)	Moss, Was.	15	209	13.9	23	2
27t)	Williams, T.B.	15	170	11.3	23	1
31t)	*T. Young, Det.	14	256	18.3	57t	1
31t)	Fitzgerald, Ariz	14	246	17.6	41	0
31t)	Olsen, Car. (TE)	14	168	12.0	44t	3
31t)	B. Gibson, St.L	14	155	11.1	21	0
31t)	Forte, Chi. (RB)	14	132	9.4	23	0
36t)	Austin, Dal.	13	230	17.7	53t	2
36t)	Roberts, Ariz	13	195	15.0	45	0
36t)	Maclin, Phi.	13	180	13.8	31	2
36t)	Shiancoe, Min. (TE)	13	163	12.5	33	1
36t)	Briscoe, T.B.	13	124	9.5	17	2
41t)	D. Jackson, Phi.	12	225	18.8	61	0
41t)	R. Williams, Chi.	12	197	16.4	25t	1
41t)	Driver, G.B.	12	190	15.8	35t	4
41t)	Ja. Jones, G.B.	12	182	15.2	40	0
41t)	Douglas, Atl.	12	181	15.1	49	0
41t)	Tate, Sea.	12	168	14.0	33	1
41t)	Burleson, Det.	12	145	12.1	30	0
41t)	F. Davis, Was. (TE)	12	136	11.3	28	0
41t)	Obomanu, Sea.	12	131	10.9	32	1
41t)	Stewart, Car. (RB)	12	89	7.4	21	0

WEEK 17 / THROUGH SUNDAY, JANUARY 1, 2012

NFL / THIRD-DOWN RECEIVING LEADERS

Rank	Player, Team	Rec	Yards	Avg	Long	TD
1)	White, Atl.	35	438	12.5	30	2
2)	Washington, Ten.	29	358	12.3	42	3
3)	A. Brown, Pit.	28	437	15.6	27	1
4)	Cruz, NY-G	27	698	25.9	99t	5
5t)	Welker, N.E.	26	322	12.4	32	1
5t)	Bess, Mia.	26	249	9.6	24	2
7t)	*Baldwin, Sea.	25	409	16.4	50	0
7t)	Sproles, N.O. (RB)	25	225	9.0	36	2
9t)	Colston, N.O.	23	348	15.1	35t	3
9t)	St. Johnson, Buf.	23	322	14.0	55	1
9t)	Collie, Ind.	23	278	12.1	27	1
12t)	Bryant, Dal.	22	329	15.0	30	5
12t)	Doucet, Ariz	22	295	13.4	70t	2
12t)	Bowe, K.C.	22	294	13.4	28	0
12t)	Graham, N.O. (TE)	22	266	12.1	28	1
12t)	Crabtree, S.F.	22	261	11.9	41	0
17t)	Witten, Dal. (TE)	21	281	13.4	59t	2
17t)	Breaston, K.C.	21	267	12.7	37	1
17t)	Dickson, Bal. (TE)	21	222	10.6	19	2
20t)	Parker, T.B.	20	317	15.9	51	2
20t)	Harvin, Min.	20	279	14.0	52t	1
20t)	Foster, Hou. (RB)	20	184	9.2	28	0
20t)	Gonzalez, Atl. (TE)	20	172	8.6	20	2
24t)	Finley, G.B. (TE)	19	321	16.9	41	1
24t)	Wayne, Ind.	19	299	15.7	56t	1
24t)	Gaffney, Was.	19	260	13.7	23	2
24t)	Tolbert, S.D. (RB)	19	140	7.4	21	1
28t)	Nicks, NY-G	18	370	20.6	68	2
28t)	*Jones, Atl.	18	332	18.4	80t	4
28t)	Marshall, Mia.	18	305	16.9	41	1
28t)	Pettigrew, Det. (TE)	18	173	9.6	17	3
28t)	Lumpkin, T.B. (RB)	18	164	9.1	16	0
33t)	Johnson, Det.	17	299	17.6	73t	2
33t)	Rice, Bal. (RB)	17	267	15.7	52	2
33t)	Lloyd, Den.-St.L	17	258	15.2	36t	2
33t)	Avant, Phi.	17	256	15.1	29	0
33t)	*Little, Cle.	17	247	14.5	76t	1
33t)	R. Gronkowski, N.E. (TE)	17	223	13.1	37t	6
33t)	Gates, S.D. (TE)	17	203	11.9	38t	5
33t)	L. Hawkins, Ten.	17	193	11.4	30	0
33t)	Winslow, T.B. (TE)	17	187	11.0	22	0
33t)	Pitta, Bal. (TE)	17	175	10.3	39	2
33t)	V. Davis, S.F. (TE)	17	155	9.1	21	1
44t)	Jackson, S.D.	16	290	18.1	58	3
44t)	*T. Smith, Bal.	16	272	17.0	32	1
44t)	Thomas, Jac.	16	193	12.1	47	0
44t)	Naanee, Car.	16	167	10.4	22	1
44t)	Tomlinson, NY-J (RB)	16	152	9.5	31	0
44t)	Celek, Phi. (TE)	16	130	8.1	15	1
50t)	Williams, Ten.	15	259	17.3	54	2
50t)	*Green, Cin.	15	257	17.1	51	3
50t)	G. Jennings, G.B.	15	236	15.7	43	2
50t)	Moore, N.O.	15	215	14.3	47t	4
50t)	Moss, Was.	15	209	13.9	23	2
50t)	Decker, Den.	15	187	12.5	56t	2
50t)	Jones-Drew, Jac. (RB)	15	182	12.1	48	2
50t)	Williams, T.B.	15	170	11.3	23	1
50t)	Bush, Mia. (RB)	15	126	8.4	27	0
50t)	C. Johnson, Ten. (RB)	15	123	8.2	34	0

WEEK 17 / THROUGH SUNDAY, JANUARY 1, 2012**AFC / LEADING SCORERS, NONKICKERS**

Rank	Player, Team	TD	Rush	Rec	Ret	X2	Pts
1)	R. Gronkowski, N.E. (TE)	18	1	17	0	0	108
2)	Rice, Bal. (RB)	15	12	3	0	0	90
3)	Foster, Hou. (RB)	12	10	2	0	0	72
4t)	Green-Ellis, N.E. (RB)	11	11	0	0	0	66
4t)	Jones-Drew, Jac. (RB)	11	8	3	0	0	66
6)	Tolbert, S.D. (RB)	10	8	2	0	0	60
7t)	Decker, Den. (WR)	9	0	8	1	0	54
7t)	Jackson, S.D. (WR)	9	0	9	0	0	54
7t)	Mendenhall, Pit. (RB)	9	9	0	0	0	54
7t)	Welker, N.E. (WR)	9	0	9	0	0	54
11t)	Burruss, NY-J (WR)	8	0	8	0	0	48
11t)	Bush, Oak. (RB)	8	7	1	0	0	48
11t)	Holmes, NY-J (WR)	8	0	8	0	0	48
11t)	Wallace, Pit. (WR)	8	0	8	0	0	48
11t)	Washington, Ten. (WR)	8	1	7	0	0	48
16t)	Bush, Mia. (RB)	7	6	1	0	0	42
16t)	Gates, S.D. (TE)	7	0	7	0	0	42
16t)	*Green, Cin. (WR)	7	0	7	0	0	42
16t)	Hernandez, N.E. (TE)	7	0	7	0	0	42
16t)	St. Johnson, Buf. (WR)	7	0	7	0	0	42
16t)	*T. Smith, Bal. (WR)	7	0	7	0	0	42
22)	Tebow, Den. (QB)	6	6	0	0	2	40
23t)	Benson, Cin. (RB)	6	6	0	0	0	36
23t)	Chandler, Buf. (TE)	6	0	6	0	0	36
23t)	Dreessen, Hou. (TE)	6	0	6	0	0	36
23t)	Garcon, Ind. (WR)	6	0	6	0	0	36
23t)	Greene, NY-J (RB)	6	6	0	0	0	36
23t)	Gresham, Cin. (TE)	6	0	6	0	0	36
23t)	Jackson, Buf. (RB)	6	6	0	0	0	36
23t)	Marshall, Mia. (WR)	6	0	6	0	0	36
23t)	Mathews, S.D. (RB)	6	6	0	0	0	36
23t)	*D. Moore, Oak. (WR)	6	1	5	0	0	36
23t)	Sanchez, NY-J (QB)	6	6	0	0	0	36
23t)	Spiller, Buf. (RB)	6	4	2	0	0	36
35)	McGahee, Den. (RB)	5	4	1	0	1	32
36t)	Bowe, K.C. (WR)	5	0	5	0	0	30
36t)	Branch, N.E. (WR)	5	0	5	0	0	30
36t)	D. Brown, Ind. (RB)	5	5	0	0	0	30
36t)	Cribbs, Cle. (WR)	5	0	4	1	0	30
36t)	Dickson, Bal. (TE)	5	0	5	0	0	30
36t)	Fasano, Mia. (TE)	5	0	5	0	0	30
36t)	Floyd, S.D. (WR)	5	0	5	0	0	30
36t)	Keller, NY-J (TE)	5	0	5	0	0	30
36t)	McFadden, Oak. (RB)	5	4	1	0	0	30
36t)	Nelson, Buf. (WR)	5	0	5	0	0	30
36t)	Williams, Ten. (WR)	5	0	5	0	0	30
47t)	Heyward-Bey, Oak. (WR)	4	0	4	0	0	24
47t)	C. Johnson, Ten. (RB)	4	4	0	0	0	24
47t)	Moore, Cle. (TE)	4	0	4	0	0	24
47t)	Simpson, Cin. (WR)	4	0	4	0	0	24
47t)	Tate, Hou. (RB)	4	4	0	0	0	24
47t)	D. Thomas, Den. (WR)	4	0	4	0	0	24
47t)	Wayne, Ind. (WR)	4	0	4	0	0	24

WEEK 17 / THROUGH SUNDAY, JANUARY 1, 2012**NFC / LEADING SCORERS, NONKICKERS**

Rank	Player, Team	TD	Rush	Rec	Ret	X2	Pts
1)	McCoy, Phi. (RB)	20	17	3	0	0	120
2)	Johnson, Det. (WR)	16	0	16	0	0	96
3)	Nelson, G.B. (WR)	15	0	15	0	0	90
4)	*Newton, Car. (QB)	14	14	0	0	0	84
5t)	Lynch, Sea. (RB)	13	12	1	0	0	78
5t)	Peterson, Min. (RB)	13	12	1	0	0	78
7)	Bradshaw, NY-G (RB)	11	9	2	0	1	68
8t)	Graham, N.O. (TE)	11	0	11	0	0	66
8t)	Robinson, Dal. (WR)	11	0	11	0	0	66
8t)	Turner, Atl. (RB)	11	11	0	0	0	66
11t)	Sproles, N.O. (RB)	10	2	7	1	0	60
11t)	Wells, Ariz (RB)	10	10	0	0	0	60
13t)	Bryant, Dal. (WR)	9	0	9	0	0	54
13t)	Cruz, NY-G (WR)	9	0	9	0	0	54
13t)	Harvin, Min. (WR)	9	2	6	1	0	54
13t)	G. Jennings, G.B. (WR)	9	0	9	0	0	54
17)	Moore, N.O. (WR)	8	0	8	0	2	52
18)	Jacobs, NY-G (RB)	8	7	1	0	1	50
19t)	Colston, N.O. (WR)	8	0	8	0	0	48
19t)	Finley, G.B. (TE)	8	0	8	0	0	48
19t)	Fitzgerald, Ariz (WR)	8	0	8	0	0	48
19t)	Gore, S.F. (RB)	8	8	0	0	0	48
19t)	*Jones, Atl. (WR)	8	0	8	0	0	48
19t)	White, Atl. (WR)	8	0	8	0	0	48
25)	S. Smith, Car. (WR)	7	0	7	0	1	44
26t)	Austin, Dal. (WR)	7	0	7	0	0	42
26t)	Gonzalez, Atl. (TE)	7	0	7	0	0	42
26t)	Ja. Jones, G.B. (WR)	7	0	7	0	0	42
26t)	Nicks, NY-G (WR)	7	0	7	0	0	42
26t)	K. Smith, Det. (RB)	7	4	3	0	0	42
26t)	D. Williams, Car. (RB)	7	7	0	0	0	42
32t)	Scheffler, Det. (TE)	6	0	6	0	1	38
32t)	*T. Young, Det. (WR)	6	0	6	0	1	38
34t)	Barber, Chi. (RB)	6	6	0	0	0	36
34t)	Briscoe, T.B. (WR)	6	0	6	0	0	36
34t)	V. Davis, S.F. (TE)	6	0	6	0	0	36
34t)	Driver, G.B. (WR)	6	0	6	0	0	36
34t)	S. Jackson, St.L (RB)	6	5	1	0	0	36
34t)	Kuhn, G.B. (RB)	6	4	2	0	0	36
34t)	Meachem, N.O. (WR)	6	0	6	0	0	36
34t)	P. Thomas, N.O. (RB)	6	5	1	0	0	36
42)	Olsen, Car. (TE)	5	0	5	0	1	32
43t)	Blount, T.B. (RB)	5	5	0	0	0	30
43t)	Celek, Phi. (TE)	5	0	5	0	0	30
43t)	K. Davis, Chi. (TE)	5	0	5	0	0	30
43t)	Doucet, Ariz (WR)	5	0	5	0	0	30
43t)	Gaffney, Was. (WR)	5	0	5	0	0	30
43t)	*Ingram, N.O. (RB)	5	5	0	0	0	30
43t)	Lloyd, Den.-St.L (WR)	5	0	5	0	0	30
43t)	Maclin, Phi. (WR)	5	0	5	0	0	30
43t)	Pettigrew, Det. (TE)	5	0	5	0	0	30
43t)	Stewart, Car. (RB)	5	4	1	0	0	30
43t)	Witten, Dal. (TE)	5	0	5	0	0	30

WEEK 17 / THROUGH SUNDAY, JANUARY 1, 2012

NFL / LEADING SCORERS, NONKICKERS

Rank	Player, Team	TD	Rush	Rec	Ret	X2	Pts
1)	McCoy, Phi. (RB)	20	17	3	0	0	120
2)	R. Gronkowski, N.E. (TE)	18	1	17	0	0	108
3)	Johnson, Det. (WR)	16	0	16	0	0	96
4t)	Nelson, G.B. (WR)	15	0	15	0	0	90
4t)	Rice, Bal. (RB)	15	12	3	0	0	90
6)	*Newton, Car. (QB)	14	14	0	0	0	84
7t)	Lynch, Sea. (RB)	13	12	1	0	0	78
7t)	Peterson, Min. (RB)	13	12	1	0	0	78
9)	Foster, Hou. (RB)	12	10	2	0	0	72
10)	Bradshaw, NY-G (RB)	11	9	2	0	1	68
11t)	Graham, N.O. (TE)	11	0	11	0	0	66
11t)	Green-Ellis, N.E. (RB)	11	11	0	0	0	66
11t)	Jones-Drew, Jac. (RB)	11	8	3	0	0	66
11t)	Robinson, Dal. (WR)	11	0	11	0	0	66
11t)	Turner, Atl. (RB)	11	11	0	0	0	66
16t)	Sproles, N.O. (RB)	10	2	7	1	0	60
16t)	Tolbert, S.D. (RB)	10	8	2	0	0	60
16t)	Wells, Ariz (RB)	10	10	0	0	0	60
19t)	Bryant, Dal. (WR)	9	0	9	0	0	54
19t)	Cruz, NY-G (WR)	9	0	9	0	0	54
19t)	Decker, Den. (WR)	9	0	8	1	0	54
19t)	Harvin, Min. (WR)	9	2	6	1	0	54
19t)	Jackson, S.D. (WR)	9	0	9	0	0	54
19t)	G. Jennings, G.B. (WR)	9	0	9	0	0	54
19t)	Mendenhall, Pit. (RB)	9	9	0	0	0	54
19t)	Welker, N.E. (WR)	9	0	9	0	0	54
27)	Moore, N.O. (WR)	8	0	8	0	2	52
28)	Jacobs, NY-G (RB)	8	7	1	0	1	50
29t)	Burruss, NY-J (WR)	8	0	8	0	0	48
29t)	Bush, Oak. (RB)	8	7	1	0	0	48
29t)	Colston, N.O. (WR)	8	0	8	0	0	48
29t)	Finley, G.B. (TE)	8	0	8	0	0	48
29t)	Fitzgerald, Ariz (WR)	8	0	8	0	0	48
29t)	Gore, S.F. (RB)	8	8	0	0	0	48
29t)	Holmes, NY-J (WR)	8	0	8	0	0	48
29t)	*Jones, Atl. (WR)	8	0	8	0	0	48
29t)	Wallace, Pit. (WR)	8	0	8	0	0	48
29t)	Washington, Ten. (WR)	8	1	7	0	0	48
29t)	White, Atl. (WR)	8	0	8	0	0	48
40)	S. Smith, Car. (WR)	7	0	7	0	1	44
41t)	Austin, Dal. (WR)	7	0	7	0	0	42
41t)	Bush, Mia. (RB)	7	6	1	0	0	42
41t)	Gates, S.D. (TE)	7	0	7	0	0	42
41t)	Gonzalez, Atl. (TE)	7	0	7	0	0	42
41t)	*Green, Cin. (WR)	7	0	7	0	0	42
41t)	Hernandez, N.E. (TE)	7	0	7	0	0	42
41t)	St. Johnson, Buf. (WR)	7	0	7	0	0	42
41t)	Ja. Jones, G.B. (WR)	7	0	7	0	0	42
41t)	Nicks, NY-G (WR)	7	0	7	0	0	42
41t)	*T. Smith, Bal. (WR)	7	0	7	0	0	42
41t)	K. Smith, Det. (RB)	7	4	3	0	0	42
41t)	D. Williams, Car. (RB)	7	7	0	0	0	42

WEEK 17 / THROUGH SUNDAY, JANUARY 1, 2012

AFC / LEADING SCORERS, KICKERS

Rank	Player, Team	PAT	FG	Pct	Long	Pts
1)	Gostkowski, N.E.	59/59	28/33	.848	50	143
2)	Rackers, Hou.	39/40	32/38	.842	54	135
3)	Nugent, Cin.	33/34	33/38	.868	49	132
4)	Janikowski, Oak.	36/36	31/35	.886	63	129
5t)	Cundiff, Bal.	38/38	28/37	.757	51	122
5t)	Novak, S.D.	41/42	27/34	.794	53	122
7)	Bironas, Ten.	34/34	29/32	.906	53	121
8)	Carpenter, Mia.	26/26	29/34	.853	58	113
9)	Suisham, Pit.	36/36	23/31	.742	51	105
10)	Folk, NY-J	44/44	19/25	.760	51	101
11t)	Scobee, Jac.	24/24	23/25	.920	55	93
11t)	Vinatieri, Ind.	24/24	23/27	.852	53	93
13t)	Dawson, Cle.	20/20	24/29	.828	54	92
13t)	Succop, K.C.	20/20	24/30	.800	54	92
15)	Prater, Den.	30/30	19/25	.760	59	87
16)	Lindell, Buf.	25/25	13/15	.867	49	64
17)	Rayner, Oak.-Buf.	13/13	10/15	.667	56	43
18)	Graham, Mia.-Bal.	8/ 8	6/ 7	.857	48	26
19)	Scifres, S.D.	3/ 3	1/ 1	1.000	40	6
20)	Coutu, Jac.-Buf.	3/ 3	0/ 1	.000	--	3

NFC / LEADING SCORERS, KICKERS

Rank	Player, Team	PAT	FG	Pct	Long	Pts
1)	Akers, S.F.	34/34	44/52	.846	55	166
2)	Kasay, N.O.	63/63	28/34	.824	53	147
3)	Crosby, G.B.	68/69	24/28	.857	58	140
4)	*Bailey, Dal.	39/39	32/37	.865	51	135
5t)	Bryant, Atl.	45/45	27/29	.931	51	126
5t)	Hanson, Det.	54/54	24/29	.828	51	126
7)	Gould, Chi.	37/37	28/32	.875	57	121
8t)	Gano, Was.	25/26	31/41	.756	59	118
8t)	*Henery, Phi.	46/46	24/27	.889	51	118
10)	Mare, Car.	44/45	22/28	.786	45	110
11)	Hauschka, Sea.	34/34	25/30	.833	52	109
12)	Longwell, Min.	38/39	22/28	.786	53	104
13)	Barth, T.B.	23/23	26/28	.929	55	101
14)	Tynes, NY-G	43/43	19/24	.792	50	100
15)	Feely, Ariz	33/33	19/24	.792	51	90
16)	Jo. Brown, St.L	18/18	21/28	.750	49	81

NFL / LEADING SCORERS, KICKERS

Rank	Player, Team	PAT	FG	Pct	Long	Pts
1)	Akers, S.F.	34/34	44/52	.846	55	166
2)	Kasay, N.O.	63/63	28/34	.824	53	147
3)	Gostkowski, N.E.	59/59	28/33	.848	50	143
4)	Crosby, G.B.	68/69	24/28	.857	58	140
5t)	*Bailey, Dal.	39/39	32/37	.865	51	135
5t)	Rackers, Hou.	39/40	32/38	.842	54	135
7)	Nugent, Cin.	33/34	33/38	.868	49	132
8)	Janikowski, Oak.	36/36	31/35	.886	63	129
9t)	Bryant, Atl.	45/45	27/29	.931	51	126
9t)	Hanson, Det.	54/54	24/29	.828	51	126
11t)	Cundiff, Bal.	38/38	28/37	.757	51	122
11t)	Novak, S.D.	41/42	27/34	.794	53	122
13t)	Bironas, Ten.	34/34	29/32	.906	53	121
13t)	Gould, Chi.	37/37	28/32	.875	57	121
15t)	Gano, Was.	25/26	31/41	.756	59	118
15t)	*Henery, Phi.	46/46	24/27	.889	51	118
17)	Carpenter, Mia.	26/26	29/34	.853	58	113
18)	Mare, Car.	44/45	22/28	.786	45	110
19)	Hauschka, Sea.	34/34	25/30	.833	52	109
20)	Suisham, Pit.	36/36	23/31	.742	51	105
21)	Longwell, Min.	38/39	22/28	.786	53	104
22t)	Barth, T.B.	23/23	26/28	.929	55	101
22t)	Folk, NY-J	44/44	19/25	.760	51	101
24)	Tynes, NY-G	43/43	19/24	.792	50	100
25t)	Scobee, Jac.	24/24	23/25	.920	55	93
25t)	Vinatieri, Ind.	24/24	23/27	.852	53	93
27t)	Dawson, Cle.	20/20	24/29	.828	54	92
27t)	Succop, K.C.	20/20	24/30	.800	54	92
29)	Feely, Ariz	33/33	19/24	.792	51	90
30)	Prater, Den.	30/30	19/25	.760	59	87
31)	Jo. Brown, St.L	18/18	21/28	.750	49	81
32)	Lindell, Buf.	25/25	13/15	.867	49	64
33)	Rayner, Oak.-Buf.	13/13	10/15	.667	56	43
34)	Graham, Mia.-Bal.	8/ 8	6/ 7	.857	48	26
35)	Scifres, S.D.	3/ 3	1/ 1	1.000	40	6
36)	Coutu, Jac.-Buf.	3/ 3	0/ 1	.000	--	3

WEEK 17 / THROUGH SUNDAY, JANUARY 1, 2012

AFC / TOUCHBACKS ON KICKOFFS

Rank	Player, Team	TB
1)	Prater, Den.	47
2t)	Bironas, Ten.	44
2t)	Cundiff, Bal.	44
4t)	Gostkowski, N.E.	41
4t)	McAfee, Ind.	41
6t)	Carpenter, Mia.	39
6t)	Scobee, Jac.	39
8)	Nugent, Cin.	36
9)	Janikowski, Oak.	32
10)	Succop, K.C.	31
11)	Novak, S.D.	30
12)	Suisham, Pit.	28
13)	*Hartmann, Hou.	23
14)	Folk, NY-J	17
15)	Rackers, Hou.	15
16)	Lindell, Buf.	12
17)	Dawson, Cle.	10
18)	Rayner, Oak.-Buf.	7
19)	Scifres, S.D.	2
20t)	Graham, Mia.-Bal.	1
20t)	Koch, Bal.	1

NFC / TOUCHBACKS ON KICKOFFS

Rank	Player, Team	TB
1)	Morstead, N.O.	68
2)	Mare, Car.	53
3)	Crosby, G.B.	49
4)	Akers, S.F.	47
5)	Hanson, Det.	45
6)	Gould, Chi.	43
7)	Koenen, T.B.	37
8)	Tynes, NY-G	34
9t)	Gano, Was.	32
9t)	*Henery, Phi.	32
11)	Hauschka, Sea.	26
12)	*Bosher, Atl.	25
13)	*Bailey, Dal.	24
14)	Feely, Ariz	22
15)	Longwell, Min.	19
16)	Jo. Brown, St.L	15
17)	Buehler, Dal.	9

WEEK 17 / THROUGH SUNDAY, JANUARY 1, 2012

NFL / TOUCHBACKS ON KICKOFFS

Rank	Player, Team	TB
1)	Morstead, N.O.	68
2)	Mare, Car.	53
3)	Crosby, G.B.	49
4t)	Akers, S.F.	47
4t)	Prater, Den.	47
6)	Hanson, Det.	45
7t)	Bironas, Ten.	44
7t)	Cundiff, Bal.	44
9)	Gould, Chi.	43
10t)	Gostkowski, N.E.	41
10t)	McAfee, Ind.	41
12t)	Carpenter, Mia.	39
12t)	Scobee, Jac.	39
14)	Koenen, T.B.	37
15)	Nugent, Cin.	36
16)	Tynes, NY-G	34
17t)	Gano, Was.	32
17t)	*Henery, Phi.	32
17t)	Janikowski, Oak.	32
20)	Succop, K.C.	31
21)	Novak, S.D.	30
22)	Suisham, Pit.	28
23)	Hauschka, Sea.	26
24)	*Bosher, Atl.	25
25)	*Bailey, Dal.	24
26)	*Hartmann, Hou.	23
27)	Feely, Ariz	22
28)	Longwell, Min.	19
29)	Folk, NY-J	17
30t)	Jo. Brown, St.L	15
30t)	Rackers, Hou.	15
32)	Lindell, Buf.	12
33)	Dawson, Cle.	10
34)	Buehler, Dal.	9
35)	Rayner, Oak.-Buf.	7
36)	Scifres, S.D.	2
37t)	Graham, Mia.-Bal.	1
37t)	Koch, Bal.	1

WEEK 17 / THROUGH SUNDAY, JANUARY 1, 2012

AFC / MOST YARDS FROM SCRIMMAGE

Rank	Player, Team	Yards	Total			Rushing			Receiving		
			Att+Rec	Avg	Yards	Att	Avg	Yards	Rec	Avg	
1)	Rice, Bal. (RB)	2068	367	5.6	1364	291	4.7	704	76	9.3	
2)	Jones-Drew, Jac. (RB)	1980	386	5.1	1606	343	4.7	374	43	8.7	
3)	Foster, Hou. (RB)	1841	331	5.6	1224	278	4.4	617	53	11.6	
4)	Welker, N.E. (WR)	1599	126	12.7	30	4	7.5	1569	122	12.9	
5)	Mathews, S.D. (RB)	1546	272	5.7	1091	222	4.9	455	50	9.1	
6)	C. Johnson, Ten. (RB)	1465	319	4.6	1047	262	4.0	418	57	7.3	
7)	Bush, Oak. (RB)	1395	293	4.8	977	256	3.8	418	37	11.3	
8)	Bush, Mia. (RB)	1382	259	5.3	1086	216	5.0	296	43	6.9	
9)	Jackson, Buf. (RB)	1376	209	6.6	934	170	5.5	442	39	11.3	
10)	R. Gronkowski, N.E. (TE)	1329	91	14.6	2	1	2.0	1327	90	14.7	
11)	Greene, NY-J (RB)	1265	283	4.5	1054	253	4.2	211	30	7.0	
12t)	McGahee, Den. (RB)	1250	261	4.8	1199	249	4.8	51	12	4.3	
12t)	Wallace, Pit. (WR)	1250	77	16.2	57	5	11.4	1193	72	16.6	
14)	Marshall, Mia. (WR)	1227	82	15.0	13	1	13.0	1214	81	15.0	
15)	Bowe, K.C. (WR)	1171	82	14.3	12	1	12.0	1159	81	14.3	
16)	Jackson, S.D. (WR)	1157	63	18.4	51	3	17.0	1106	60	18.4	
17t)	Benson, Cin. (RB)	1149	288	4.0	1067	273	3.9	82	15	5.5	
17t)	A. Brown, Pit. (WR)	1149	76	15.1	41	7	5.9	1108	69	16.1	
19)	*Green, Cin. (WR)	1110	70	15.9	53	5	10.6	1057	65	16.3	
20)	Mendenhall, Pit. (RB)	1082	246	4.4	928	228	4.1	154	18	8.6	
21)	Tate, Hou. (RB)	1040	188	5.5	942	175	5.4	98	13	7.5	
22)	Washington, Ten. (WR)	1028	76	13.5	5	2	2.5	1023	74	13.8	
23)	St. Johnson, Buf. (WR)	1004	76	13.2	0	0	---	1004	76	13.2	
24t)	Garcon, Ind. (WR)	975	74	13.2	28	4	7.0	947	70	13.5	
24t)	Heyward-Bey, Oak. (WR)	975	64	15.2	0	0	---	975	64	15.2	
26)	Wayne, Ind. (WR)	960	75	12.8	0	0	---	960	75	12.8	
27)	Hernandez, N.E. (TE)	955	84	11.4	45	5	9.0	910	79	11.5	
28)	Tolbert, S.D. (RB)	923	175	5.3	490	121	4.0	433	54	8.0	
29)	Boldin, Bal. (WR)	887	57	15.6	0	0	---	887	57	15.6	
30)	*T. Smith, Bal. (WR)	880	54	16.3	39	4	9.8	841	50	16.8	
31)	Floyd, S.D. (WR)	856	43	19.9	0	0	---	856	43	19.9	
32)	McCluster, K.C. (RB)	844	160	5.3	516	114	4.5	328	46	7.1	
33)	Spiller, Buf. (RB)	830	146	5.7	561	107	5.2	269	39	6.9	
34)	Green-Ellis, N.E. (RB)	826	190	4.3	667	181	3.7	159	9	17.7	
35)	Keller, NY-J (TE)	815	65	12.5	0	0	---	815	65	12.5	
36)	Breaston, K.C. (WR)	810	62	13.1	25	1	25.0	785	61	12.9	
37)	Gates, S.D. (TE)	778	64	12.2	0	0	---	778	64	12.2	
38)	McFadden, Oak. (RB)	768	132	5.8	614	113	5.4	154	19	8.1	
39)	Cook, Ten. (TE)	759	49	15.5	0	0	---	759	49	15.5	
40)	D. Brown, Ind. (RB)	731	150	4.9	645	134	4.8	86	16	5.4	
41)	Tomlinson, NY-J (RB)	729	117	6.2	280	75	3.7	449	42	10.7	
42)	Simpson, Cin. (WR)	725	50	14.5	0	0	---	725	50	14.5	
43)	*Little, Cle. (WR)	724	64	11.3	15	3	5.0	709	61	11.6	
44)	Hillis, Cle. (RB)	717	183	3.9	587	161	3.6	130	22	5.9	
45)	Branch, N.E. (WR)	702	51	13.8	0	0	---	702	51	13.8	
46)	Holmes, NY-J (WR)	681	54	12.6	27	3	9.0	654	51	12.8	
47)	*D. Moore, Oak. (WR)	679	38	17.9	61	5	12.2	618	33	18.7	
48)	Daniels, Hou. (TE)	677	54	12.5	0	0	---	677	54	12.5	
49)	Battle, K.C. (RB)	665	158	4.2	597	149	4.0	68	9	7.6	
50)	Tebow, Den. (QB)	660	122	5.4	660	122	5.4	0	0	---	

WEEK 17 / THROUGH SUNDAY, JANUARY 1, 2012

NFC / MOST YARDS FROM SCRIMMAGE

Rank	Player, Team	Yards	Total			Rushing			Receiving		
			Att+Rec	Avg	Yards	Att	Avg	Yards	Rec	Avg	
1)	Johnson, Det. (WR)	1692	97	17.4	11	1	11.0	1681	96	17.5	
2)	McCoy, Phi. (RB)	1624	321	5.1	1309	273	4.8	315	48	6.6	
3)	Cruz, NY-G (WR)	1539	83	18.5	3	1	3.0	1536	82	18.7	
4)	Turner, Atl. (RB)	1508	318	4.7	1340	301	4.5	168	17	9.9	
5)	Forte, Chi. (RB)	1487	255	5.8	997	203	4.9	490	52	9.4	
6)	S. Jackson, St.L (RB)	1478	302	4.9	1145	260	4.4	333	42	7.9	
7)	S. Smith, Car. (WR)	1450	85	17.1	56	6	9.3	1394	79	17.6	
8)	Lynch, Sea. (RB)	1416	313	4.5	1204	285	4.2	212	28	7.6	
9)	Fitzgerald, Ariz (WR)	1411	80	17.6	0	0	---	1411	80	17.6	
10)	Gore, S.F. (RB)	1325	299	4.4	1211	282	4.3	114	17	6.7	
11)	Sproles, N.O. (RB)	1313	173	7.6	603	87	6.9	710	86	8.3	
12)	Harvin, Min. (WR)	1312	139	9.4	345	52	6.6	967	87	11.1	
13)	Graham, N.O. (TE)	1310	99	13.2	0	0	---	1310	99	13.2	
14)	White, Atl. (WR)	1296	100	13.0	0	0	---	1296	100	13.0	
15)	Nelson, G.B. (WR)	1263	68	18.6	0	0	---	1263	68	18.6	
16)	Nicks, NY-G (WR)	1192	76	15.7	0	0	---	1192	76	15.7	
17)	Stewart, Car. (RB)	1174	189	6.2	761	142	5.4	413	47	8.8	
18)	Colston, N.O. (WR)	1143	80	14.3	0	0	---	1143	80	14.3	
19)	Peterson, Min. (RB)	1109	226	4.9	970	208	4.7	139	18	7.7	
20)	Wells, Ariz (RB)	1099	255	4.3	1047	245	4.3	52	10	5.2	
21)	*Murray, Dal. (RB)	1080	190	5.7	897	164	5.5	183	26	7.0	
22)	*Helu, Was. (RB)	1019	200	5.1	640	151	4.2	379	49	7.7	
23)	*Jones, Atl. (WR)	1015	60	16.9	56	6	9.3	959	54	17.8	
24)	D. Jackson, Phi. (WR)	1002	65	15.4	41	7	5.9	961	58	16.6	
25)	P. Thomas, N.O. (RB)	987	160	6.2	562	110	5.1	425	50	8.5	
26)	D. Williams, Car. (RB)	971	171	5.7	836	155	5.4	135	16	8.4	
27)	Lloyd, Den.-St.L (WR)	966	70	13.8	0	0	---	966	70	13.8	
28)	G. Jennings, G.B. (WR)	949	67	14.2	0	0	---	949	67	14.2	
29)	Gaffney, Was. (WR)	947	68	13.9	0	0	---	947	68	13.9	
30)	Witten, Dal. (TE)	942	79	11.9	0	0	---	942	79	11.9	
31)	Bryant, Dal. (WR)	933	64	14.6	5	1	5.0	928	63	14.7	
32)	Blount, T.B. (RB)	929	199	4.7	781	184	4.2	148	15	9.9	
33)	Bradshaw, NY-G (RB)	926	205	4.5	659	171	3.9	267	34	7.9	
34)	Crabtree, S.F. (WR)	880	73	12.1	0	0	---	880	73	12.1	
35)	Gonzalez, Atl. (TE)	875	80	10.9	0	0	---	875	80	10.9	
36)	Maclin, Phi. (WR)	860	64	13.4	1	1	1.0	859	63	13.6	
37)	Robinson, Dal. (WR)	858	54	15.9	0	0	---	858	54	15.9	
38)	Burleson, Det. (WR)	842	84	10.0	85	11	7.7	757	73	10.4	
39)	Grant, G.B. (RB)	827	153	5.4	559	134	4.2	268	19	14.1	
40)	Celek, Phi. (TE)	811	62	13.1	0	0	---	811	62	13.1	
41t)	F. Davis, Was. (TE)	796	59	13.5	0	0	---	796	59	13.5	
41t)	F. Jones, Dal. (RB)	796	160	5.0	575	127	4.5	221	33	6.7	
43)	Starks, G.B. (RB)	794	162	4.9	578	133	4.3	216	29	7.4	
44)	V. Davis, S.F. (TE)	787	69	11.4	-5	2	-2.5	792	67	11.8	
45)	*Baldwin, Sea. (WR)	786	52	15.1	-2	1	-2.0	788	51	15.5	
46)	Pettigrew, Det. (TE)	777	83	9.4	0	0	---	777	83	9.4	
47)	Williams, T.B. (WR)	774	66	11.7	3	1	3.0	771	65	11.9	
48)	Finley, G.B. (TE)	767	55	13.9	0	0	---	767	55	13.9	
49)	Winslow, T.B. (TE)	763	75	10.2	0	0	---	763	75	10.2	
50)	*Newton, Car. (QB)	733	127	5.8	706	126	5.6	27	1	27.0	

WEEK 17 / THROUGH SUNDAY, JANUARY 1, 2012

NFL / MOST YARDS FROM SCRIMMAGE

Rank	Player, Team	Yards	Total			Rushing			Receiving		
			Att+Rec	Avg	Yards	Att	Avg	Yards	Rec	Avg	
1)	Rice, Bal. (RB)	2068	367	5.6	1364	291	4.7	704	76	9.3	
2)	Jones-Drew, Jac. (RB)	1980	386	5.1	1606	343	4.7	374	43	8.7	
3)	Foster, Hou. (RB)	1841	331	5.6	1224	278	4.4	617	53	11.6	
4)	Johnson, Det. (WR)	1692	97	17.4	11	1	11.0	1681	96	17.5	
5)	McCoy, Phi. (RB)	1624	321	5.1	1309	273	4.8	315	48	6.6	
6)	Welker, N.E. (WR)	1599	126	12.7	30	4	7.5	1569	122	12.9	
7)	Mathews, S.D. (RB)	1546	272	5.7	1091	222	4.9	455	50	9.1	
8)	Cruz, NY-G (WR)	1539	83	18.5	3	1	3.0	1536	82	18.7	
9)	Turner, Atl. (RB)	1508	318	4.7	1340	301	4.5	168	17	9.9	
10)	Forte, Chi. (RB)	1487	255	5.8	997	203	4.9	490	52	9.4	
11)	S. Jackson, St.L (RB)	1478	302	4.9	1145	260	4.4	333	42	7.9	
12)	C. Johnson, Ten. (RB)	1465	319	4.6	1047	262	4.0	418	57	7.3	
13)	S. Smith, Car. (WR)	1450	85	17.1	56	6	9.3	1394	79	17.6	
14)	Lynch, Sea. (RB)	1416	313	4.5	1204	285	4.2	212	28	7.6	
15)	Fitzgerald, Ariz (WR)	1411	80	17.6	0	0	---	1411	80	17.6	
16)	Bush, Oak. (RB)	1395	293	4.8	977	256	3.8	418	37	11.3	
17)	Bush, Mia. (RB)	1382	259	5.3	1086	216	5.0	296	43	6.9	
18)	Jackson, Buf. (RB)	1376	209	6.6	934	170	5.5	442	39	11.3	
19)	R. Gronkowski, N.E. (TE)	1329	91	14.6	2	1	2.0	1327	90	14.7	
20)	Gore, S.F. (RB)	1325	299	4.4	1211	282	4.3	114	17	6.7	
21)	Sproles, N.O. (RB)	1313	173	7.6	603	87	6.9	710	86	8.3	
22)	Harvin, Min. (WR)	1312	139	9.4	345	52	6.6	967	87	11.1	
23)	Graham, N.O. (TE)	1310	99	13.2	0	0	---	1310	99	13.2	
24)	White, Atl. (WR)	1296	100	13.0	0	0	---	1296	100	13.0	
25)	Greene, NY-J (RB)	1265	283	4.5	1054	253	4.2	211	30	7.0	
26)	Nelson, G.B. (WR)	1263	68	18.6	0	0	---	1263	68	18.6	
27t)	McGahee, Den. (RB)	1250	261	4.8	1199	249	4.8	51	12	4.3	
27t)	Wallace, Pit. (WR)	1250	77	16.2	57	5	11.4	1193	72	16.6	
29)	Marshall, Mia. (WR)	1227	82	15.0	13	1	13.0	1214	81	15.0	
30)	Nicks, NY-G (WR)	1192	76	15.7	0	0	---	1192	76	15.7	
31)	Stewart, Car. (RB)	1174	189	6.2	761	142	5.4	413	47	8.8	
32)	Bowe, K.C. (WR)	1171	82	14.3	12	1	12.0	1159	81	14.3	
33)	Jackson, S.D. (WR)	1157	63	18.4	51	3	17.0	1106	60	18.4	
34t)	Benson, Cin. (RB)	1149	288	4.0	1067	273	3.9	82	15	5.5	
34t)	A. Brown, Pit. (WR)	1149	76	15.1	41	7	5.9	1108	69	16.1	
36)	Colston, N.O. (WR)	1143	80	14.3	0	0	---	1143	80	14.3	
37)	*Green, Cin. (WR)	1110	70	15.9	53	5	10.6	1057	65	16.3	
38)	Peterson, Min. (RB)	1109	226	4.9	970	208	4.7	139	18	7.7	
39)	Wells, Ariz (RB)	1099	255	4.3	1047	245	4.3	52	10	5.2	
40)	Mendenhall, Pit. (RB)	1082	246	4.4	928	228	4.1	154	18	8.6	
41)	*Murray, Dal. (RB)	1080	190	5.7	897	164	5.5	183	26	7.0	
42)	Tate, Hou. (RB)	1040	188	5.5	942	175	5.4	98	13	7.5	
43)	Washington, Ten. (WR)	1028	76	13.5	5	2	2.5	1023	74	13.8	
44)	*Helu, Was. (RB)	1019	200	5.1	640	151	4.2	379	49	7.7	
45)	*Jones, Atl. (WR)	1015	60	16.9	56	6	9.3	959	54	17.8	
46)	St. Johnson, Buf. (WR)	1004	76	13.2	0	0	---	1004	76	13.2	
47)	D. Jackson, Phi. (WR)	1002	65	15.4	41	7	5.9	961	58	16.6	
48)	P. Thomas, N.O. (RB)	987	160	6.2	562	110	5.1	425	50	8.5	
49t)	Garcon, Ind. (WR)	975	74	13.2	28	4	7.0	947	70	13.5	
49t)	Heyward-Bey, Oak. (WR)	975	64	15.2	0	0	---	975	64	15.2	

WEEK 17 / THROUGH SUNDAY, JANUARY 1, 2012

AFC / LEADERS IN FIRST DOWNS

Rank	Player, Team	Rush	Rec	Tot
1)	Jones-Drew, Jac. (RB)	75	18	93
2)	Rice, Bal. (RB)	52	30	82
3)	Welker, N.E. (WR)	2	77	79
4)	Foster, Hou. (RB)	58	19	77
5t)	R. Gronkowski, N.E. (TE)	1	69	70
5t)	Mathews, S.D. (RB)	52	18	70
7)	Bush, Oak. (RB)	53	14	67
8)	C. Johnson, Ten. (RB)	47	13	60
9)	A. Brown, Pit. (WR)	2	57	59
10)	Wallace, Pit. (WR)	4	54	58
11)	Bowe, K.C. (WR)	0	57	57
12t)	Benson, Cin. (RB)	53	3	56
12t)	Tate, Hou. (RB)	52	4	56
14)	Jackson, S.D. (WR)	1	54	55
15t)	Marshall, Mia. (WR)	1	53	54
15t)	McGahee, Den. (RB)	52	2	54
17)	Jackson, Buf. (RB)	40	13	53
18t)	Bush, Mia. (RB)	40	12	52
18t)	Greene, NY-J (RB)	46	6	52
20t)	Mendenhall, Pit. (RB)	45	5	50
20t)	Wayne, Ind. (WR)	0	50	50
22t)	Green-Ellis, N.E. (RB)	41	7	48
22t)	Hernandez, N.E. (TE)	2	46	48
22t)	Tolbert, S.D. (RB)	25	23	48
22t)	Washington, Ten. (WR)	1	47	48
26)	*Green, Cin. (WR)	3	43	46
27t)	Gates, S.D. (TE)	0	45	45
27t)	St. Johnson, Buf. (WR)	0	45	45
29t)	Boldin, Bal. (WR)	0	44	44
29t)	Heyward-Bey, Oak. (WR)	0	44	44
31t)	Garcon, Ind. (WR)	1	42	43
31t)	Spiller, Buf. (RB)	26	17	43
33)	McCluster, K.C. (RB)	28	14	42
34t)	Daniels, Hou. (TE)	0	41	41
34t)	Floyd, S.D. (WR)	0	41	41
36)	Breaston, K.C. (WR)	1	39	40
37)	Keller, NY-J (TE)	0	39	39
38t)	Burress, NY-J (WR)	0	38	38
38t)	Hillis, Cle. (RB)	33	5	38
40t)	Branch, N.E. (WR)	0	37	37
40t)	*Little, Cle. (WR)	2	35	37
40t)	Miller, Pit. (TE)	1	36	37
40t)	*T. Smith, Bal. (WR)	3	34	37
44t)	Collie, Ind. (WR)	0	35	35
44t)	Holmes, NY-J (WR)	1	34	35
44t)	Redman, Pit. (RB)	29	6	35
44t)	Tebow, Den. (QB)	35	0	35
48t)	Cook, Ten. (TE)	0	34	34
48t)	Simpson, Cin. (WR)	0	34	34
50)	Ball, Den. (RB)	25	8	33

WEEK 17 / THROUGH SUNDAY, JANUARY 1, 2012**NFC / LEADERS IN FIRST DOWNS**

Rank	Player, Team	Rush	Rec	Tot
1)	McCoy, Phi. (RB)	84	18	102
2t)	Johnson, Det. (WR)	0	77	77
2t)	White, Atl. (WR)	0	77	77
4)	Graham, N.O. (TE)	0	74	74
5)	Lynch, Sea. (RB)	63	8	71
6)	Turner, Atl. (RB)	62	8	70
7)	S. Jackson, St.L (RB)	50	17	67
8)	Stewart, Car. (RB)	47	18	65
9)	Sproles, N.O. (RB)	27	35	62
10)	Fitzgerald, Ariz (WR)	0	61	61
11)	Harvin, Min. (WR)	15	45	60
12t)	Cruz, NY-G (WR)	0	59	59
12t)	Forte, Chi. (RB)	40	19	59
14)	Gore, S.F. (RB)	53	5	58
15)	S. Smith, Car. (WR)	3	53	56
16)	Colston, N.O. (WR)	0	55	55
17t)	Nicks, NY-G (WR)	0	54	54
17t)	Peterson, Min. (RB)	49	5	54
19)	Gonzalez, Atl. (TE)	0	53	53
20t)	Bradshaw, NY-G (RB)	42	10	52
20t)	*Newton, Car. (QB)	51	1	52
22t)	Gaffney, Was. (WR)	0	50	50
22t)	*Murray, Dal. (RB)	41	9	50
24)	Wells, Ariz (RB)	48	1	49
25)	Bryant, Dal. (WR)	0	48	48
26t)	Nelson, G.B. (WR)	0	47	47
26t)	Witten, Dal. (TE)	0	47	47
28t)	Lloyd, Den.-St.L (WR)	0	46	46
28t)	P. Thomas, N.O. (RB)	28	18	46
30)	Finley, G.B. (TE)	0	44	44
31t)	*Helu, Was. (RB)	31	12	43
31t)	G. Jennings, G.B. (WR)	0	43	43
31t)	Maclin, Phi. (WR)	0	43	43
34)	Burleson, Det. (WR)	6	36	42
35t)	D. Jackson, Phi. (WR)	2	39	41
35t)	Williams, T.B. (WR)	0	41	41
37t)	*Baldwin, Sea. (WR)	0	40	40
37t)	Crabtree, S.F. (WR)	0	40	40
37t)	F. Jones, Dal. (RB)	27	13	40
37t)	Starks, G.B. (RB)	31	9	40
37t)	Winslow, T.B. (TE)	0	40	40
42)	F. Davis, Was. (TE)	0	39	39
43t)	Blount, T.B. (RB)	32	6	38
43t)	Jacobs, NY-G (RB)	32	6	38
43t)	*Jones, Atl. (WR)	4	34	38
43t)	D. Williams, Car. (RB)	32	6	38
47t)	Grant, G.B. (RB)	27	10	37
47t)	Pettigrew, Det. (TE)	0	37	37
49)	Robinson, Dal. (WR)	0	36	36
50t)	Celek, Phi. (TE)	0	35	35
50t)	Doucet, Ariz (WR)	0	35	35
50t)	Moore, N.O. (WR)	0	35	35
50t)	Moss, Was. (WR)	0	35	35

WEEK 17 / THROUGH SUNDAY, JANUARY 1, 2012**NFL / LEADERS IN FIRST DOWNS**

Rank	Player, Team	Rush	Rec	Tot
1)	McCoy, Phi. (RB)	84	18	102
2)	Jones-Drew, Jac. (RB)	75	18	93
3)	Rice, Bal. (RB)	52	30	82
4)	Welker, N.E. (WR)	2	77	79
5t)	Foster, Hou. (RB)	58	19	77
5t)	Johnson, Det. (WR)	0	77	77
5t)	White, Atl. (WR)	0	77	77
8)	Graham, N.O. (TE)	0	74	74
9)	Lynch, Sea. (RB)	63	8	71
10t)	R. Gronkowski, N.E. (TE)	1	69	70
10t)	Mathews, S.D. (RB)	52	18	70
10t)	Turner, Atl. (RB)	62	8	70
13t)	Bush, Oak. (RB)	53	14	67
13t)	S. Jackson, St.L (RB)	50	17	67
15)	Stewart, Car. (RB)	47	18	65
16)	Sproles, N.O. (RB)	27	35	62
17)	Fitzgerald, Ariz (WR)	0	61	61
18t)	Harvin, Min. (WR)	15	45	60
18t)	C. Johnson, Ten. (RB)	47	13	60
20t)	A. Brown, Pit. (WR)	2	57	59
20t)	Cruz, NY-G (WR)	0	59	59
20t)	Forte, Chi. (RB)	40	19	59
23t)	Gore, S.F. (RB)	53	5	58
23t)	Wallace, Pit. (WR)	4	54	58
25)	Bowe, K.C. (WR)	0	57	57
26t)	Benson, Cin. (RB)	53	3	56
26t)	S. Smith, Car. (WR)	3	53	56
26t)	Tate, Hou. (RB)	52	4	56
29t)	Colston, N.O. (WR)	0	55	55
29t)	Jackson, S.D. (WR)	1	54	55
31t)	Marshall, Mia. (WR)	1	53	54
31t)	McGahee, Den. (RB)	52	2	54
31t)	Nicks, NY-G (WR)	0	54	54
31t)	Peterson, Min. (RB)	49	5	54
35t)	Gonzalez, Atl. (TE)	0	53	53
35t)	Jackson, Buf. (RB)	40	13	53
37t)	Bradshaw, NY-G (RB)	42	10	52
37t)	Bush, Mia. (RB)	40	12	52
37t)	Greene, NY-J (RB)	46	6	52
37t)	*Newton, Car. (QB)	51	1	52
41t)	Gaffney, Was. (WR)	0	50	50
41t)	Mendenhall, Pit. (RB)	45	5	50
41t)	*Murray, Dal. (RB)	41	9	50
41t)	Wayne, Ind. (WR)	0	50	50
45)	Wells, Ariz (RB)	48	1	49
46t)	Bryant, Dal. (WR)	0	48	48
46t)	Green-Ellis, N.E. (RB)	41	7	48
46t)	Hernandez, N.E. (TE)	2	46	48
46t)	Tolbert, S.D. (RB)	25	23	48
46t)	Washington, Ten. (WR)	1	47	48

WEEK 17 / THROUGH SUNDAY, JANUARY 1, 2012

AFC / LEADING PUNTERS

Rank	Player, Team	No	Yards	Lg	Avg	TB	Blk	Dwn	OB	Opp Ret	In Yds	Net 20 Avg
1)	Lechler, Oak.	78	3960	80	50.8	9	0	10	7	44	593	27 40.9
2)	Fields, Mia.	78	3810	70	48.8	7	0	9	5	47	463	32 41.1
3)	Moorman, Buf.	72	3472	66	48.2	10	1	7	4	43	494	20 38.1
4)	Scifres, S.D.	47	2234	71	47.5	2	0	3	5	25	329	17 39.7
5)	Colquitt, Den.	101	4783	66	47.4	7	0	13	3	51	585	33 40.2
6)	McAfee, Ind.	88	4102	64	46.6	3	1	11	8	48	554	21 39.2
7)	Koch, Bal.	73	3393	63	46.5	9	0	9	11	33	392	21 38.6
8)	Mesko, N.E.	57	2648	65	46.5	3	0	8	2	26	220	24 41.5
9)	Colquitt, K.C.	89	4084	68	45.9	5	0	17	5	36	411	27 40.1
10)	*Hartmann, Hou.	58	2573	69	44.4	7	0	7	5	26	243	15 37.8
11)	Huber, Cin.	91	4023	71	44.2	9	0	10	8	38	273	24 39.2
12)	Kern, Ten.	86	3747	64	43.6	7	0	10	10	36	221	31 39.4
13)	N. Harris, Jac.	72	3075	55	42.7	5	0	6	5	39	246	13 37.9
14)	Conley, NY-J	92	3926	63	42.7	6	0	16	7	32	241	32 38.8
15)	Turk, Jac.-Hou.	43	1755	65	40.8	6	0	10	5	15	151	11 34.5
16)	Maynard, Cle.	81	3282	63	40.5	1	0	17	13	25	288	32 36.7

NFC / LEADING PUNTERS

Rank	Player, Team	No	Yards	Lg	Avg	TB	Blk	Dwn	OB	Opp Ret	In Yds	Net 20 Avg
1)	Lee, S.F.	78	3970	68	50.9	9	1	12	1	39	315	28 44.0
2)	Morstead, N.O.	46	2224	64	48.3	4	1	6	7	19	118	13 43.1
3)	Ryan, Sea.	95	4431	77	46.6	8	0	17	3	47	541	34 39.3
4)	Kluwe, Min.	77	3517	60	45.7	3	0	7	5	43	532	22 38.0
5)	Weatherford, NY-G	82	3745	62	45.7	6	0	11	9	41	407	25 39.2
6)	Masthay, G.B.	55	2506	71	45.6	4	0	14	3	24	305	23 38.6
7)	Zastudil, Ariz	87	3929	66	45.2	5	0	11	4	48	565	24 37.5
8)	Koenen, T.B.	67	3023	65	45.1	3	0	9	5	36	266	24 40.3
9)	D. Jones, St.L	105	4652	65	44.3	9	1	14	9	45	552	29 37.0
10)	Podlesh, Chi.	89	3903	70	43.9	4	0	14	3	41	223	21 40.4
11)	McBriar, Dal.	58	2542	68	43.8	7	1	6	6	26	272	21 36.1
12)	Rocca, Was.	66	2842	63	43.1	1	0	9	3	32	250	28 39.0
13)	*Henry, Phi.	66	2830	60	42.9	9	1	8	2	31	176	19 36.9
14t)	*Bosher, Atl.	70	2990	59	42.7	4	1	9	2	31	150	27 38.9
14t)	*Donahue, Det.	49	2093	60	42.7	4	0	11	4	22	270	13 35.6
16)	Baker, Car.	66	2819	56	42.7	5	0	11	0	35	466	19 34.1

NFL / LEADING PUNTERS

Rank	Player, Team	No	Yards	Lg	Avg	TB	Blk	Dwn	OB	Opp Ret	In Yds	Net 20 Avg
1)	Lee, S.F.	78	3970	68	50.9	9	1	12	1	39	315	28 44.0
2)	Lechler, Oak.	78	3960	80	50.8	9	0	10	7	44	593	27 40.9
3)	Fields, Mia.	78	3810	70	48.8	7	0	9	5	47	463	32 41.1
4)	Morstead, N.O.	46	2224	64	48.3	4	1	6	7	19	118	13 43.1
5)	Moorman, Buf.	72	3472	66	48.2	10	1	7	4	43	494	20 38.1
6)	Scifres, S.D.	47	2234	71	47.5	2	0	3	5	25	329	17 39.7
7)	Colquitt, Den.	101	4783	66	47.4	7	0	13	3	51	585	33 40.2
8)	Ryan, Sea.	95	4431	77	46.6	8	0	17	3	47	541	34 39.3
9)	McAfee, Ind.	88	4102	64	46.6	3	1	11	8	48	554	21 39.2
10)	Koch, Bal.	73	3393	63	46.5	9	0	9	11	33	392	21 38.6
11)	Mesko, N.E.	57	2648	65	46.5	3	0	8	2	26	220	24 41.5
12)	Colquitt, K.C.	89	4084	68	45.9	5	0	17	5	36	411	27 40.1
13)	Kluwe, Min.	77	3517	60	45.7	3	0	7	5	43	532	22 38.0
14)	Weatherford, NY-G	82	3745	62	45.7	6	0	11	9	41	407	25 39.2
15)	Masthay, G.B.	55	2506	71	45.6	4	0	14	3	24	305	23 38.6
16)	Zastudil, Ariz	87	3929	66	45.2	5	0	11	4	48	565	24 37.5
17)	Koenen, T.B.	67	3023	65	45.1	3	0	9	5	36	266	24 40.3
18)	*Hartmann, Hou.	58	2573	69	44.4	7	0	7	5	26	243	15 37.8
19)	D. Jones, St.L	105	4652	65	44.3	9	1	14	9	45	552	29 37.0
20)	Huber, Cin.	91	4023	71	44.2	9	0	10	8	38	273	24 39.2
21)	Podlesh, Chi.	89	3903	70	43.9	4	0	14	3	41	223	21 40.4
22)	McBriar, Dal.	58	2542	68	43.8	7	1	6	6	26	272	21 36.1
23)	Kern, Ten.	86	3747	64	43.6	7	0	10	10	36	221	31 39.4
24)	Rocca, Was.	66	2842	63	43.1	1	0	9	3	32	250	28 39.0
25)	*Henry, Phi.	66	2830	60	42.9	9	1	8	2	31	176	19 36.9
26t)	*Bosher, Atl.	70	2990	59	42.7	4	1	9	2	31	150	27 38.9
26t)	*Donahue, Det.	49	2093	60	42.7	4	0	11	4	22	270	13 35.6
28)	Baker, Car.	66	2819	56	42.7	5	0	11	0	35	466	19 34.1
29)	N. Harris, Jac.	72	3075	55	42.7	5	0	6	5	39	246	13 37.9
30)	Conley, NY-J	92	3926	63	42.7	6	0	16	7	32	241	32 38.8
31)	Turk, Jac.-Hou.	43	1755	65	40.8	6	0	10	5	15	151	11 34.5
32)	Maynard, Cle.	81	3282	63	40.5	1	0	17	13	25	288	32 36.7

WEEK 17 / THROUGH SUNDAY, JANUARY 1, 2012

AFC / LEADING PUNTERS, NET AVERAGE

Rank	Player, Team	No	Yards	Lg	Avg	TB	Blk	Dwn	OB	Opp Ret	In Yds	Net 20	Avg
1)	Mesko, N.E.	57	2648	65	46.5	3	0	8	2	26	220	24	41.5
2)	Fields, Mia.	78	3810	70	48.8	7	0	9	5	47	463	32	41.1
3)	Lechler, Oak.	78	3960	80	50.8	9	0	10	7	44	593	27	40.9
4)	Colquitt, Den.	101	4783	66	47.4	7	0	13	3	51	585	33	40.2
5)	Colquitt, K.C.	89	4084	68	45.9	5	0	17	5	36	411	27	40.1
6)	Scifres, S.D.	47	2234	71	47.5	2	0	3	5	25	329	17	39.7
7)	Kern, Ten.	86	3747	64	43.6	7	0	10	10	36	221	31	39.4
8)	Huber, Cin.	91	4023	71	44.2	9	0	10	8	38	273	24	39.2
9)	McAfee, Ind.	88	4102	64	46.6	3	1	11	8	48	554	21	39.2
10)	Conley, NY-J	92	3926	63	42.7	6	0	16	7	32	241	32	38.8
11)	Koch, Bal.	73	3393	63	46.5	9	0	9	11	33	392	21	38.6
12)	Moorman, Buf.	72	3472	66	48.2	10	1	7	4	43	494	20	38.1
13)	N. Harris, Jac.	72	3075	55	42.7	5	0	6	5	39	246	13	37.9
14)	*Hartmann, Hou.	58	2573	69	44.4	7	0	7	5	26	243	15	37.8
15)	Maynard, Cle.	81	3282	63	40.5	1	0	17	13	25	288	32	36.7
16)	Turk, Jac.-Hou.	43	1755	65	40.8	6	0	10	5	15	151	11	34.5

NFC / LEADING PUNTERS, NET AVERAGE

Rank	Player, Team	No	Yards	Lg	Avg	TB	Blk	Dwn	OB	Opp Ret	In Yds	Net 20	Avg
1)	Lee, S.F.	78	3970	68	50.9	9	1	12	1	39	315	28	44.0
2)	Morstead, N.O.	46	2224	64	48.3	4	1	6	7	19	118	13	43.1
3)	Podlesh, Chi.	89	3903	70	43.9	4	0	14	3	41	223	21	40.4
4)	Koenen, T.B.	67	3023	65	45.1	3	0	9	5	36	266	24	40.3
5)	Ryan, Sea.	95	4431	77	46.6	8	0	17	3	47	541	34	39.3
6)	Weatherford, NY-G	82	3745	62	45.7	6	0	11	9	41	407	25	39.2
7)	Rocca, Was.	66	2842	63	43.1	1	0	9	3	32	250	28	39.0
8)	*Bosher, Atl.	70	2990	59	42.7	4	1	9	2	31	150	27	38.9
9)	Masthay, G.B.	55	2506	71	45.6	4	0	14	3	24	305	23	38.6
10)	Kluwe, Min.	77	3517	60	45.7	3	0	7	5	43	532	22	38.0
11)	Zastudil, Ariz	87	3929	66	45.2	5	0	11	4	48	565	24	37.5
12)	D. Jones, St.L	105	4652	65	44.3	9	1	14	9	45	552	29	37.0
13)	*Henry, Phi.	66	2830	60	42.9	9	1	8	2	31	176	19	36.9
14)	McBriar, Dal.	58	2542	68	43.8	7	1	6	6	26	272	21	36.1
15)	*Donahue, Det.	49	2093	60	42.7	4	0	11	4	22	270	13	35.6
16)	Baker, Car.	66	2819	56	42.7	5	0	11	0	35	466	19	34.1

NFL / LEADING PUNTERS, NET AVERAGE

Rank	Player, Team	No	Yards	Lg	Avg	TB	Blk	Dwn	OB	Opp Ret	In Yds	Net 20	Avg
1)	Lee, S.F.	78	3970	68	50.9	9	1	12	1	39	315	28	44.0
2)	Morstead, N.O.	46	2224	64	48.3	4	1	6	7	19	118	13	43.1
3)	Mesko, N.E.	57	2648	65	46.5	3	0	8	2	26	220	24	41.5
4)	Fields, Mia.	78	3810	70	48.8	7	0	9	5	47	463	32	41.1
5)	Lechler, Oak.	78	3960	80	50.8	9	0	10	7	44	593	27	40.9
6)	Podlesh, Chi.	89	3903	70	43.9	4	0	14	3	41	223	21	40.4
7)	Koenen, T.B.	67	3023	65	45.1	3	0	9	5	36	266	24	40.3
8)	Colquitt, Den.	101	4783	66	47.4	7	0	13	3	51	585	33	40.2
9)	Colquitt, K.C.	89	4084	68	45.9	5	0	17	5	36	411	27	40.1
10)	Scifres, S.D.	47	2234	71	47.5	2	0	3	5	25	329	17	39.7
11)	Kern, Ten.	86	3747	64	43.6	7	0	10	10	36	221	31	39.4
12)	Ryan, Sea.	95	4431	77	46.6	8	0	17	3	47	541	34	39.3
13)	Weatherford, NY-G	82	3745	62	45.7	6	0	11	9	41	407	25	39.2
14)	Huber, Cin.	91	4023	71	44.2	9	0	10	8	38	273	24	39.2
15)	McAfee, Ind.	88	4102	64	46.6	3	1	11	8	48	554	21	39.2
16)	Rocca, Was.	66	2842	63	43.1	1	0	9	3	32	250	28	39.0
17)	*Bosher, Atl.	70	2990	59	42.7	4	1	9	2	31	150	27	38.9
18)	Conley, NY-J	92	3926	63	42.7	6	0	16	7	32	241	32	38.8
19)	Koch, Bal.	73	3393	63	46.5	9	0	9	11	33	392	21	38.6
20)	Masthay, G.B.	55	2506	71	45.6	4	0	14	3	24	305	23	38.6
21)	Moorman, Buf.	72	3472	66	48.2	10	1	7	4	43	494	20	38.1
22)	Kluwe, Min.	77	3517	60	45.7	3	0	7	5	43	532	22	38.0
23)	N. Harris, Jac.	72	3075	55	42.7	5	0	6	5	39	246	13	37.9
24)	*Hartmann, Hou.	58	2573	69	44.4	7	0	7	5	26	243	15	37.8
25)	Zastudil, Ariz	87	3929	66	45.2	5	0	11	4	48	565	24	37.5
26)	D. Jones, St.L	105	4652	65	44.3	9	1	14	9	45	552	29	37.0
27)	*Henry, Phi.	66	2830	60	42.9	9	1	8	2	31	176	19	36.9
28)	Maynard, Cle.	81	3282	63	40.5	1	0	17	13	25	288	32	36.7
29)	McBriar, Dal.	58	2542	68	43.8	7	1	6	6	26	272	21	36.1
30)	*Donahue, Det.	49	2093	60	42.7	4	0	11	4	22	270	13	35.6
31)	Turk, Jac.-Hou.	43	1755	65	40.8	6	0	10	5	15	151	11	34.5
32)	Baker, Car.	66	2819	56	42.7	5	0	11	0	35	466	19	34.1

WEEK 17 / THROUGH SUNDAY, JANUARY 1, 2012

AFC / PUNT RETURN LEADERS

Rank	Player, Team	Ret	FC	Yards	Avg	Long	TD
1)	Arenas, K.C.	32	7	410	12.8	37	0
2)	Bess, Mia.	37	24	442	11.9	25	0
3)	Cribbs, Cle.	34	8	388	11.4	84t	1
4)	*Kerley, NY-J	29	16	317	10.9	53	0
5)	A. Brown, Pit.	30	26	325	10.8	60t	1
6)	Edelman, N.E.	28	7	300	10.7	72t	1
7)	Mariani, Ten.	46	18	490	10.7	79t	1
8)	Tate, Cin.	51	17	543	10.6	56t	1
9)	Jones, Hou.	49	7	518	10.6	79t	1
10)	Webb, Bal.	30	20	301	10.0	68t	1
11)	Cosby, Den.-Ind.	27	9	269	10.0	30	0
12)	Crayton, S.D.	22	9	202	9.2	31	0
13)	*D. Moore, Oak.	25	7	216	8.6	34	0

NFC / PUNT RETURN LEADERS

Rank	Player, Team	Ret	FC	Yards	Avg	Long	TD
1)	Hester, Chi.	28	15	454	16.2	82t	2
2)	*Peterson, Ariz	44	22	699	15.9	99t	4
3)	Ginn, S.F.	38	18	466	12.3	55t	1
4)	*Cobb, G.B.	26	18	295	11.3	80t	1
5)	Washington, Sea.	41	16	464	11.3	37	0
6)	Sproles, N.O.	29	19	294	10.1	72t	1
7)	Weems, Atl.	32	19	315	9.8	42	0
8)	Parker, T.B.	23	13	210	9.1	34	0
9)	Banks, Was.	36	9	328	9.1	55	0
10)	Sherels, Min.	33	20	277	8.4	53	0
11)	Logan, Det.	37	28	301	8.1	28	0
12)	A. Edwards, Car.	32	9	176	5.5	17	0

NFL / PUNT RETURN LEADERS

Rank	Player, Team	Ret	FC	Yards	Avg	Long	TD
1)	Hester, Chi.	28	15	454	16.2	82t	2
2)	*Peterson, Ariz	44	22	699	15.9	99t	4
3)	Arenas, K.C.	32	7	410	12.8	37	0
4)	Ginn, S.F.	38	18	466	12.3	55t	1
5)	Bess, Mia.	37	24	442	11.9	25	0
6)	Cribbs, Cle.	34	8	388	11.4	84t	1
7)	*Cobb, G.B.	26	18	295	11.3	80t	1
8)	Washington, Sea.	41	16	464	11.3	37	0
9)	*Kerley, NY-J	29	16	317	10.9	53	0
10)	A. Brown, Pit.	30	26	325	10.8	60t	1
11)	Edelman, N.E.	28	7	300	10.7	72t	1
12)	Mariani, Ten.	46	18	490	10.7	79t	1
13)	Tate, Cin.	51	17	543	10.6	56t	1
14)	Jones, Hou.	49	7	518	10.6	79t	1
15)	Sproles, N.O.	29	19	294	10.1	72t	1
16)	Webb, Bal.	30	20	301	10.0	68t	1
17)	Cosby, Den.-Ind.	27	9	269	10.0	30	0
18)	Weems, Atl.	32	19	315	9.8	42	0
19)	Crayton, S.D.	22	9	202	9.2	31	0
20)	Parker, T.B.	23	13	210	9.1	34	0
21)	Banks, Was.	36	9	328	9.1	55	0
22)	*D. Moore, Oak.	25	7	216	8.6	34	0
23)	Sherels, Min.	33	20	277	8.4	53	0
24)	Logan, Det.	37	28	301	8.1	28	0
25)	A. Edwards, Car.	32	9	176	5.5	17	0

WEEK 17 / THROUGH SUNDAY, JANUARY 1, 2012

AFC / KICKOFF RETURN LEADERS

Rank	Player, Team	Ret	Yards	Avg	Long	TD
1)	J. McKnight, NY-J	34	1073	31.6	107t	1
2)	Goodman, S.D.	34	936	27.5	105t	1
3)	A. Brown, Pit.	27	737	27.3	52	0
4)	Cribbs, Cle.	39	974	25.0	63	0
5)	*Gates, Mia.	34	843	24.8	77	0
6)	Karim, Jac.	27	652	24.1	37	0
7)	Tate, Cin.	42	998	23.8	45	0
8)	Mariani, Ten.	32	748	23.4	49	0
9)	McCluster, K.C.	25	557	22.3	35	0
10)	Woodhead, N.E.	20	437	21.9	37	0
11)	*Lefeged, Ind.	31	578	18.6	51	0

NFC / KICKOFF RETURN LEADERS

Rank	Player, Team	Ret	Yards	Avg	Long	TD
1)	*Cobb, G.B.	34	941	27.7	108t	1
2)	Ginn, S.F.	29	800	27.6	102t	1
3)	Sproles, N.O.	40	1089	27.2	92	0
4)	Stroughter, T.B.	20	540	27.0	78	0
5)	*Pilaes, Car.	23	590	25.7	101t	1
6)	Norwood, St.L	24	611	25.5	47	0
7)	Logan, Det.	33	832	25.2	42	0
8)	Washington, Sea.	43	1084	25.2	54	0
9)	D. Thomas, NY-G	25	607	24.3	40	0
10)	Stephens-Howling, Ariz	36	857	23.8	37	0
11)	Weems, Atl.	24	563	23.5	37	0
12)	Banks, Was.	51	1174	23.0	47	0
13)	Porter, Cle.-St.L	25	554	22.2	32	0
14)	Parker, T.B.	20	439	22.0	45	0
15)	Hester, Chi.	33	723	21.9	98t	1
16)	*Lewis, Phi.	31	669	21.6	33	0

NFL / KICKOFF RETURN LEADERS

Rank	Player, Team	Ret	Yards	Avg	Long	TD
1)	J. McKnight, NY-J	34	1073	31.6	107t	1
2)	*Cobb, G.B.	34	941	27.7	108t	1
3)	Ginn, S.F.	29	800	27.6	102t	1
4)	Goodman, S.D.	34	936	27.5	105t	1
5)	A. Brown, Pit.	27	737	27.3	52	0
6)	Sproles, N.O.	40	1089	27.2	92	0
7)	Stroughter, T.B.	20	540	27.0	78	0
8)	*Pilaes, Car.	23	590	25.7	101t	1
9)	Norwood, St.L	24	611	25.5	47	0
10)	Logan, Det.	33	832	25.2	42	0
11)	Washington, Sea.	43	1084	25.2	54	0
12)	Cribbs, Cle.	39	974	25.0	63	0
13)	*Gates, Mia.	34	843	24.8	77	0
14)	D. Thomas, NY-G	25	607	24.3	40	0
15)	Karim, Jac.	27	652	24.1	37	0
16)	Stephens-Howling, Ariz	36	857	23.8	37	0
17)	Tate, Cin.	42	998	23.8	45	0
18)	Weems, Atl.	24	563	23.5	37	0
19)	Mariani, Ten.	32	748	23.4	49	0
20)	Banks, Was.	51	1174	23.0	47	0
21)	McCluster, K.C.	25	557	22.3	35	0
22)	Porter, Cle.-St.L	25	554	22.2	32	0
23)	Parker, T.B.	20	439	22.0	45	0
24)	Hester, Chi.	33	723	21.9	98t	1
25)	Woodhead, N.E.	20	437	21.9	37	0
26)	*Lewis, Phi.	31	669	21.6	33	0
27)	*Lefeged, Ind.	31	578	18.6	51	0

WEEK 17 / THROUGH SUNDAY, JANUARY 1, 2012

AFC / LEADERS IN INTERCEPTIONS

Rank	Player, Team	Int	Yards	Avg	Long	TD
1t)	Arrington, N.E.	7	92	13.1	28	0
1t)	Weddle, S.D.	7	89	12.7	26	0
3t)	Giordano, Oak.	5	130	26.0	62	0
3t)	Webb, Bal.	5	81	16.2	73t	1
5t)	Revis, NY-J	4	184	46.0	100t	1
5t)	Nelson, Cin.	4	115	28.8	75t	1
5t)	Cromartie, NY-J	4	105	26.3	42	0
5t)	Flowers, K.C.	4	95	23.8	58t	1
5t)	Davis, Mia.	4	60	15.0	28	0
5t)	Harris, NY-J	4	55	13.8	35t	1
5t)	Joseph, Hou.	4	40	10.0	29	0
5t)	Allen, Hou.	4	34	8.5	34	0
5t)	Wilson, Buf.	4	26	6.5	12	0
5t)	Carr, K.C.	4	17	4.3	14	0
5t)	Routt, Oak.	4	7	1.8	3	0
16t)	K. Lewis, K.C.	3	119	39.7	59t	1
16t)	Byrd, Buf.	3	88	29.3	37t	1
16t)	Barnett, Buf.	3	80	26.7	33	1
16t)	Florence, Buf.	3	64	21.3	30	1
16t)	Adams, Cle.	3	33	11.0	29	0
16t)	E. Reed, Bal.	3	25	8.3	16	0
16t)	McGraw, K.C.	3	4	1.3	4	0
23t)	Cason, S.D.	2	69	34.5	64	0
23t)	McCourty, Ten.	2	52	26.0	30	0
23t)	McCain, Hou.	2	48	24.0	38t	1
23t)	*J. Smith, Bal.	2	48	24.0	32	0
23t)	Demps, Hou.	2	47	23.5	42	0
23t)	Wilfork, N.E.	2	47	23.5	28	0
23t)	Goodman, Den.	2	46	23.0	26t	1
23t)	Scott, Buf.	2	43	21.5	43t	1
23t)	Molden, N.E.	2	40	20.0	27	0
23t)	McCourty, N.E.	2	38	19.0	38	0
23t)	Polamalu, Pit.	2	33	16.5	33	0
23t)	Ninkovich, N.E.	2	30	15.0	18	1
23t)	Taylor, Pit.	2	29	14.5	29	0
23t)	Landry, Jac.	2	28	14.0	28	0
23t)	Lowery, Jac.	2	26	13.0	30	0
23t)	*S. Moore, Oak.-N.E.	2	26	13.0	21t	1
23t)	Daniels, K.C.	2	25	12.5	25	0
23t)	*Lefeged, Ind.	2	25	12.5	25	0
23t)	Huff, Oak.	2	24	12.0	24	0
23t)	*Gilchrist, S.D.	2	22	11.0	21	0
23t)	Manning, Hou.	2	22	11.0	22	0
23t)	Starks, Mia.	2	21	10.5	18	0
23t)	Powers, Ind.	2	19	9.5	13	1
23t)	Johnson, K.C.	2	18	9.0	17	0
23t)	Trent, Cin.-Ind.-Jac.	2	17	8.5	22	0
23t)	Hall, Cin.	2	15	7.5	15	0
23t)	K. Wilson, NY-J	2	13	6.5	10	0
23t)	Gay, Pit.	2	12	6.0	12	0
23t)	Suggs, Bal.	2	9	4.5	9	0
23t)	Smith, Mia.	2	7	3.5	7	0
23t)	Arenas, K.C.	2	5	2.5	5	0
23t)	Clements, Cin.	2	5	2.5	7	0
23t)	Coleman, Jac.	2	5	2.5	8	0
23t)	Cushing, Hou.	2	5	2.5	5	0
23t)	Mayo, N.E.	2	4	2.0	2	0
23t)	Posluszny, Jac.	2	2	1.0	2	0
23t)	Bailey, Den.	2	0	0.0	0	0
23t)	S. Brown, Cle.	2	0	0.0	0	0
23t)	Griffin, Ten.	2	0	0.0	0	0
23t)	Phillips, S.D.	2	0	0.0	0	0

WEEK 17 / THROUGH SUNDAY, JANUARY 1, 2012

NFC / LEADERS IN INTERCEPTIONS

Rank	Player, Team	Int	Yards	Avg	Long	TD
1)	Woodson, G.B.	7	63	9.0	30t	1
2t)	Browner, Sea.	6	220	36.7	94t	2
2t)	Rogers, S.F.	6	106	17.7	31t	1
2t)	Webster, NY-G	6	71	11.8	25	0
2t)	Goldson, S.F.	6	53	8.8	21	0
6t)	Houston, Det.	5	225	45.0	100t	2
6t)	Peprah, G.B.	5	147	29.4	76	1
8t)	T. Williams, G.B.	4	92	23.0	43t	1
8t)	Lee, Dal.	4	87	21.8	37	0
8t)	Newman, Dal.	4	80	20.0	43t	1
8t)	DeCoud, Atl.	4	77	19.3	49	0
8t)	Shields, G.B.	4	68	17.0	60	0
8t)	Coleman, Phi.	4	60	15.0	35	0
8t)	Phillips, NY-G	4	50	12.5	31	0
8t)	Wright, Det.	4	49	12.3	22	0
8t)	*Sherman, Sea.	4	45	11.3	33	0
8t)	D. Moore, Chi.	4	31	7.8	20t	1
8t)	P. Robinson, N.O.	4	31	7.8	25	0
8t)	Chancellor, Sea.	4	27	6.8	9	0
8t)	Ross, NY-G	4	19	4.8	19	0
8t)	Brown, S.F.	4	15	3.8	11	0
22t)	Hawthorne, Sea.	3	111	37.0	77t	1
22t)	Marshall, Ariz	3	83	27.7	49	0
22t)	Tillman, Chi.	3	66	22.0	44t	2
22t)	A. Smith, Det.	3	64	21.3	30t	1
22t)	Wright, Chi.	3	60	20.0	36	1
22t)	Samuel, Phi.	3	53	17.7	20t	1
22t)	Matthews, G.B.	3	47	15.7	38t	1
22t)	Spievey, Det.	3	47	15.7	30	0
22t)	Hall, Was.	3	46	15.3	26	0
22t)	Gamble, Car.	3	43	14.3	24	0
22t)	Atogwe, Was.	3	42	14.0	26	0
22t)	Gordy, St.L	3	37	12.3	30	0
22t)	Chaney, Phi.	3	25	8.3	14	0
22t)	Martin, Car.	3	16	5.3	15	0
22t)	Barber, T.B.	3	12	4.0	12	0
22t)	Graham, Chi.	3	11	3.7	10	0
22t)	Asomugha, Phi.	3	10	3.3	6	0
22t)	Urlacher, Chi.	3	7	2.3	8	0
22t)	Burnett, G.B.	3	0	0.0	0	0
41t)	Sanford, Min.	2	69	34.5	52	0
41t)	Jackson, T.B.	2	59	29.5	43	0
41t)	Moore, Atl.	2	56	28.0	29	0
41t)	Talib, T.B.	2	55	27.5	28t	2
41t)	Whitner, S.F.	2	48	24.0	48	0
41t)	Mack, T.B.	2	47	23.5	40t	1
41t)	Allen, Phi.	2	44	22.0	31	0
41t)	Bush, G.B.	2	39	19.5	35	0
41t)	Barnes, Was.	2	30	15.0	30	0
41t)	Godfrey, Car.	2	30	15.0	21	0
41t)	Lofton, Atl.	2	30	15.0	26t	1
41t)	Robinson, Atl.	2	28	14.0	14	0
41t)	Bryant, Sea.	2	25	12.5	20t	1
41t)	Thomas, Sea.	2	19	9.5	11	0
41t)	Brock, S.F.	2	18	9.0	18	0
41t)	Washington, Ariz	2	16	8.0	16	0
41t)	Laurinaitis, St.L	2	15	7.5	15	0
41t)	Mikell, St.L	2	11	5.5	11	0
41t)	Sensabaugh, Dal.	2	11	5.5	11	0
41t)	Tulloch, Det.	2	9	4.5	9	0
41t)	J. Anderson, Car.	2	5	2.5	5	0
41t)	Hayden, Atl.	2	3	1.5	2	0
41t)	Jennings, Chi.	2	2	1.0	1	0
41t)	Francois, G.B.	2	1	0.5	1	0
41t)	*Peterson, Ariz	2	1	0.5	1	0
41t)	Rolle, NY-G	2	-1	-0.5	0	0
41t)	Fletcher, Was.	2	0	0.0	0	0
41t)	Franks, Atl.	2	0	0.0	0	0
41t)	Wilson, Was.	2	0	0.0	0	0

WEEK 17 / THROUGH SUNDAY, JANUARY 1, 2012

NFL / LEADERS IN INTERCEPTIONS

Rank	Player, Team	Int	Yards	Avg	Long	TD
1t)	Arrington, N.E.	7	92	13.1	28	0
1t)	Weddle, S.D.	7	89	12.7	26	0
1t)	Woodson, G.B.	7	63	9.0	30t	1
4t)	Browner, Sea.	6	220	36.7	94t	2
4t)	Rogers, S.F.	6	106	17.7	31t	1
4t)	Webster, NY-G	6	71	11.8	25	0
4t)	Goldson, S.F.	6	53	8.8	21	0
8t)	Houston, Det.	5	225	45.0	100t	2
8t)	Peprah, G.B.	5	147	29.4	76	1
8t)	Giordano, Oak.	5	130	26.0	62	0
8t)	Webb, Bal.	5	81	16.2	73t	1
12t)	Revis, NY-J	4	184	46.0	100t	1
12t)	Nelson, Cin.	4	115	28.8	75t	1
12t)	Cromartie, NY-J	4	105	26.3	42	0
12t)	Flowers, K.C.	4	95	23.8	58t	1
12t)	T. Williams, G.B.	4	92	23.0	43t	1
12t)	Lee, Dal.	4	87	21.8	37	0
12t)	Newman, Dal.	4	80	20.0	43t	1
12t)	DeCoud, Atl.	4	77	19.3	49	0
12t)	Shields, G.B.	4	68	17.0	60	0
12t)	Coleman, Phi.	4	60	15.0	35	0
12t)	Davis, Mia.	4	60	15.0	28	0
12t)	Harris, NY-J	4	55	13.8	35t	1
12t)	Phillips, NY-G	4	50	12.5	31	0
12t)	Wright, Det.	4	49	12.3	22	0
12t)	*Sherman, Sea.	4	45	11.3	33	0
12t)	Joseph, Hou.	4	40	10.0	29	0
12t)	Allen, Hou.	4	34	8.5	34	0
12t)	D. Moore, Chi.	4	31	7.8	20t	1
12t)	P. Robinson, N.O.	4	31	7.8	25	0
12t)	Chancellor, Sea.	4	27	6.8	9	0
12t)	Wilson, Buf.	4	26	6.5	12	0
12t)	Ross, NY-G	4	19	4.8	19	0
12t)	Carr, K.C.	4	17	4.3	14	0
12t)	Brown, S.F.	4	15	3.8	11	0
12t)	Routt, Oak.	4	7	1.8	3	0
37t)	K. Lewis, K.C.	3	119	39.7	59t	1
37t)	Hawthorne, Sea.	3	111	37.0	77t	1
37t)	Byrd, Buf.	3	88	29.3	37t	1
37t)	Marshall, Ariz	3	83	27.7	49	0
37t)	Barnett, Buf.	3	80	26.7	33	1
37t)	Tillman, Chi.	3	66	22.0	44t	2
37t)	Florence, Buf.	3	64	21.3	30	1
37t)	A. Smith, Det.	3	64	21.3	30t	1
37t)	Wright, Chi.	3	60	20.0	36	1
37t)	Samuel, Phi.	3	53	17.7	20t	1
37t)	Matthews, G.B.	3	47	15.7	38t	1
37t)	Spievey, Det.	3	47	15.7	30	0
37t)	Hall, Was.	3	46	15.3	26	0
37t)	Gamble, Car.	3	43	14.3	24	0
37t)	Atogwe, Was.	3	42	14.0	26	0
37t)	Gordy, St.L	3	37	12.3	30	0
37t)	Adams, Cle.	3	33	11.0	29	0
37t)	Chaney, Phi.	3	25	8.3	14	0
37t)	E. Reed, Bal.	3	25	8.3	16	0
37t)	Martin, Car.	3	16	5.3	15	0
37t)	Barber, T.B.	3	12	4.0	12	0
37t)	Graham, Chi.	3	11	3.7	10	0
37t)	Asomugha, Phi.	3	10	3.3	6	0
37t)	Urlacher, Chi.	3	7	2.3	8	0
37t)	McGraw, K.C.	3	4	1.3	4	0
37t)	Burnett, G.B.	3	0	0.0	0	0

WEEK 17 / THROUGH SUNDAY, JANUARY 1, 2012

AFC / LEADERS IN SACKS

Rank	Player, Team	Sacks
1)	Suggs, Bal. (LB)	14.0
2)	Hali, K.C. (LB)	12.0
3t)	Barwin, Hou. (LB)	11.5
3t)	*Miller, Den. (LB)	11.5
5)	Barnes, S.D. (LB)	11.0
6t)	Anderson, N.E. (DE)	10.0
6t)	A. Carter, N.E. (DE)	10.0
8t)	Dumervil, Den. (DE)	9.5
8t)	Mathis, Ind. (DE)	9.5
10t)	Harrison, Pit. (LB)	9.0
10t)	Woodley, Pit. (LB)	9.0
12t)	Freeney, Ind. (DE)	8.5
12t)	*Sheard, Cle. (DE)	8.5
12t)	Wake, Mia. (LB)	8.5
15t)	Atkins, Cin. (DT)	8.0
15t)	Mincey, Jac. (DE)	8.0
17)	Kelly, Oak. (DT)	7.5
18t)	*Klug, Ten. (DT)	7.0
18t)	Taylor, Mia. (LB)	7.0
18t)	Wimbley, Oak. (LB)	7.0
21t)	Ninkovich, N.E. (LB)	6.5
21t)	A. Smith, Hou. (DE)	6.5
23t)	Fanene, Cin. (DE)	6.0
23t)	Maybin, NY-J (DE)	6.0
23t)	*McPhee, Bal. (DE)	6.0
23t)	Odrick, Mia. (DE)	6.0
23t)	*Reed, Hou. (LB)	6.0
23t)	Seymour, Oak. (DT)	6.0
29t)	*Dareus, Buf. (DE)	5.5
29t)	*Houston, K.C. (LB)	5.5
29t)	Mich. Johnson, Cin. (DE)	5.5
29t)	Kruger, Bal. (LB)	5.5
29t)	*Watt, Hou. (DE)	5.5
34t)	Bryant, Oak. (DE)	5.0
34t)	Harris, NY-J (LB)	5.0
34t)	Kelsay, Buf. (LB)	5.0
34t)	McClain, Oak. (LB)	5.0
34t)	Ngata, Bal. (DE)	5.0
34t)	Rubin, Cle. (DT)	5.0
34t)	Williams, Den. (LB)	5.0
34t)	M. Williams, Hou. (LB)	5.0
42t)	Dunlap, Cin. (DE)	4.5
42t)	Pace, NY-J (LB)	4.5
42t)	Redding, Bal. (DE)	4.5
42t)	Scott, NY-J (LB)	4.5
42t)	Starks, Mia. (DE)	4.5
47t)	Ball, Ten. (DE)	4.0
47t)	Cushing, Hou. (LB)	4.0
47t)	McBean, Den. (DE)	4.0
47t)	Rucker, Cin. (DE)	4.0
47t)	*Taylor, Cle. (DT)	4.0
47t)	Thomas, S.D. (NT)	4.0

WEEK 17 / THROUGH SUNDAY, JANUARY 1, 2012

NFC / LEADERS IN SACKS

Rank	Player, Team	Sacks
1)	J. Allen, Min. (DE)	22.0
2)	Ware, Dal. (LB)	19.5
3)	Babin, Phi. (DE)	18.0
4)	Pierre-Paul, NY-G (DE)	16.5
5)	*Ald. Smith, S.F. (LB)	14.0
6)	Long, St.L (DE)	13.0
7t)	Avril, Det. (DE)	11.0
7t)	Clemons, Sea. (DE)	11.0
7t)	Cole, Phi. (DE)	11.0
10)	Peppers, Chi. (DE)	10.5
11)	Abraham, Atl. (DE)	9.5
12t)	Johnson, Car. (DE)	9.0
12t)	Orakpo, Was. (LB)	9.0
12t)	Umenyiora, NY-G (DE)	9.0
15t)	Campbell, Ariz (DE)	8.0
15t)	Robison, Min. (DE)	8.0
15t)	Vanden Bosch, Det. (DE)	8.0
18t)	*Clayborn, T.B. (DE)	7.5
18t)	Harper, N.O. (DB)	7.5
18t)	*Kerrigan, Was. (LB)	7.5
18t)	J. Smith, S.F. (DE)	7.5
22t)	*Acho, Ariz (LB)	7.0
22t)	Brooks, S.F. (LB)	7.0
22t)	Melton, Chi. (DT)	7.0
25)	Smith, N.O. (DE)	6.5
26t)	Bowen, Was. (DE)	6.0
26t)	Hall, St.L (DE)	6.0
26t)	Matthews, G.B. (LB)	6.0
26t)	Spencer, Dal. (LB)	6.0
30t)	Carriker, Was. (DE)	5.5
30t)	Jenkins, Phi. (DT)	5.5
30t)	McDonald, S.F. (DE)	5.5
33t)	Bishop, G.B. (LB)	5.0
33t)	Idonije, Chi. (DE)	5.0
33t)	*Quinn, St.L (DE)	5.0
33t)	Tollefson, NY-G (DE)	5.0
33t)	Tuck, NY-G (DE)	5.0
33t)	Washington, Ariz (LB)	5.0
33t)	Williams, Min. (DT)	5.0
40t)	Galette, N.O. (DE)	4.5
40t)	Hatcher, Dal. (DE)	4.5
40t)	Jackson, Det. (DE)	4.5
40t)	Schofield, Ariz (LB)	4.5
44t)	Bennett, T.B. (DE)	4.0
44t)	Canty, NY-G (DT)	4.0
44t)	Griffen, Min. (DE)	4.0
44t)	Hardy, Car. (DE)	4.0
44t)	Hill, Sea. (LB)	4.0
44t)	*Keiser, Car. (DE)	4.0
44t)	Okoye, Chi. (DT)	4.0
44t)	Sidbury, Atl. (DE)	4.0
44t)	Suh, Det. (DT)	4.0
44t)	Weatherspoon, Atl. (LB)	4.0

WEEK 17 / THROUGH SUNDAY, JANUARY 1, 2012

NFL / LEADERS IN SACKS

Rank	Player, Team	Sacks
1)	J. Allen, Min. (DE)	22.0
2)	Ware, Dal. (LB)	19.5
3)	Babin, Phi. (DE)	18.0
4)	Pierre-Paul, NY-G (DE)	16.5
5t)	*Ald. Smith, S.F. (LB)	14.0
5t)	Suggs, Bal. (LB)	14.0
7)	Long, St.L (DE)	13.0
8)	Hali, K.C. (LB)	12.0
9t)	Barwin, Hou. (LB)	11.5
9t)	*Miller, Den. (LB)	11.5
11t)	Avril, Det. (DE)	11.0
11t)	Barnes, S.D. (LB)	11.0
11t)	Clemons, Sea. (DE)	11.0
11t)	Cole, Phi. (DE)	11.0
15)	Peppers, Chi. (DE)	10.5
16t)	Anderson, N.E. (DE)	10.0
16t)	A. Carter, N.E. (DE)	10.0
18t)	Abraham, Atl. (DE)	9.5
18t)	Dumervil, Den. (DE)	9.5
18t)	Mathis, Ind. (DE)	9.5
21t)	Harrison, Pit. (LB)	9.0
21t)	Johnson, Car. (DE)	9.0
21t)	Orakpo, Was. (LB)	9.0
21t)	Umenyiora, NY-G (DE)	9.0
21t)	Woodley, Pit. (LB)	9.0
26t)	Freeney, Ind. (DE)	8.5
26t)	*Sheard, Cle. (DE)	8.5
26t)	Wake, Mia. (LB)	8.5
29t)	Atkins, Cin. (DT)	8.0
29t)	Campbell, Ariz (DE)	8.0
29t)	Mincey, Jac. (DE)	8.0
29t)	Robison, Min. (DE)	8.0
29t)	Vanden Bosch, Det. (DE)	8.0
34t)	*Clayborn, T.B. (DE)	7.5
34t)	Harper, N.O. (DB)	7.5
34t)	Kelly, Oak. (DT)	7.5
34t)	*Kerrigan, Was. (LB)	7.5
34t)	J. Smith, S.F. (DE)	7.5
39t)	*Acho, Ariz (LB)	7.0
39t)	Brooks, S.F. (LB)	7.0
39t)	*Klug, Ten. (DT)	7.0
39t)	Melton, Chi. (DT)	7.0
39t)	Taylor, Mia. (LB)	7.0
39t)	Wimbley, Oak. (LB)	7.0
45t)	Ninkovich, N.E. (LB)	6.5
45t)	A. Smith, Hou. (DE)	6.5
45t)	Smith, N.O. (DE)	6.5
48t)	Bowen, Was. (DE)	6.0
48t)	Fanene, Cin. (DE)	6.0
48t)	Hall, St.L (DE)	6.0
48t)	Matthews, G.B. (LB)	6.0
48t)	Maybin, NY-J (DE)	6.0
48t)	*McPhee, Bal. (DE)	6.0
48t)	Odrick, Mia. (DE)	6.0
48t)	*Reed, Hou. (LB)	6.0
48t)	Seymour, Oak. (DT)	6.0
48t)	Spencer, Dal. (LB)	6.0

WEEK 17 / THROUGH SUNDAY, JANUARY 1, 2012

AFC / FUMBLE RECOVERIES

Rank	Player, Team	TotRec	OffRec	DefRec
1)	McCoy, Cle.	5	5	0
2t)	Fitzpatrick, Buf.	4	4	0
2t)	Flacco, Bal.	4	4	0
4t)	Bess, Mia.	3	3	0
4t)	Brady, N.E.	3	3	0
4t)	Bush, Mia.	3	3	0
4t)	*Gabbert, Jac.	3	3	0
4t)	D. Jackson, Cle.	3	0	3
4t)	Jones-Drew, Jac.	3	3	0
4t)	Mathis, Ind.	3	0	3
4t)	McKelvin, Buf.	3	1	2
4t)	Mat. Moore, Mia.	3	3	0
4t)	Ngata, Bal.	3	0	3
4t)	Ninkovich, N.E.	3	0	3
4t)	Rivers, S.D.	3	3	0
4t)	Tebow, Den.	3	3	0
4t)	Thomas, Cle.	3	3	0

NFC / FUMBLE RECOVERIES

Rank	Player, Team	TotRec	OffRec	DefRec
1)	Romo, Dal.	6	6	0
2)	Banks, Was.	5	5	0
3t)	J. Allen, Min.	4	0	4
3t)	Cutler, Chi.	4	4	0
3t)	Hester, Chi.	4	4	0
3t)	Jackson, Sea.	4	4	0
3t)	Logan, Det.	4	4	0
3t)	Parker, T.B.	4	4	0
3t)	Ale. Smith, S.F.	4	4	0
3t)	Vick, Phi.	4	4	0
11t)	J. Anderson, Car.	3	0	3
11t)	Avril, Det.	3	0	3
11t)	Boley, NY-G	3	0	3
11t)	Bowman, S.F.	3	0	3
11t)	Graham, T.B.	3	3	0
11t)	Manning, NY-G	3	3	0
11t)	*Newton, Car.	3	3	0
11t)	Peterson, Min.	3	3	0
11t)	Tulloch, Det.	3	0	3
11t)	Vilma, N.O.	3	0	3
11t)	Whitner, S.F.	3	0	3
11t)	*J. Williams, NY-G	3	0	3

WEEK 17 / THROUGH SUNDAY, JANUARY 1, 2012

NFL / FUMBLE RECOVERIES

Rank	Player, Team	TotRec	OffRec	DefRec
1)	Romo, Dal.	6	6	0
2t)	Banks, Was.	5	5	0
2t)	McCoy, Cle.	5	5	0
4t)	J. Allen, Min.	4	0	4
4t)	Cutler, Chi.	4	4	0
4t)	Fitzpatrick, Buf.	4	4	0
4t)	Flacco, Bal.	4	4	0
4t)	Hester, Chi.	4	4	0
4t)	Jackson, Sea.	4	4	0
4t)	Logan, Det.	4	4	0
4t)	Parker, T.B.	4	4	0
4t)	Ale. Smith, S.F.	4	4	0
4t)	Vick, Phi.	4	4	0
14t)	J. Anderson, Car.	3	0	3
14t)	Avril, Det.	3	0	3
14t)	Bess, Mia.	3	3	0
14t)	Boley, NY-G	3	0	3
14t)	Bowman, S.F.	3	0	3
14t)	Brady, N.E.	3	3	0
14t)	Bush, Mia.	3	3	0
14t)	*Gabbert, Jac.	3	3	0
14t)	Graham, T.B.	3	3	0
14t)	D. Jackson, Cle.	3	0	3
14t)	Jones-Drew, Jac.	3	3	0
14t)	Manning, NY-G	3	3	0
14t)	Mathis, Ind.	3	0	3
14t)	McKelvin, Buf.	3	1	2
14t)	Mat. Moore, Mia.	3	3	0
14t)	*Newton, Car.	3	3	0
14t)	Ngata, Bal.	3	0	3
14t)	Ninkovich, N.E.	3	0	3
14t)	Peterson, Min.	3	3	0
14t)	Rivers, S.D.	3	3	0
14t)	Tebow, Den.	3	3	0
14t)	Thomas, Cle.	3	3	0
14t)	Tulloch, Det.	3	0	3
14t)	Vilma, N.O.	3	0	3
14t)	Whitner, S.F.	3	0	3
14t)	*J. Williams, NY-G	3	0	3

WEEK 17 / THROUGH SUNDAY, JANUARY 1, 2012

AFC / OFFENSIVE FUMBLE RECOVERIES

Rank	Player, Team	Ret	Yards	Avg	Long	TD
1)	McCoy, Cle.	5	0	0.0	0	0
2t)	Fitzpatrick, Buf.	4	0	0.0	0	0
2t)	Flacco, Bal.	4	0	0.0	0	0
4t)	Bess, Mia.	3	0	0.0	0	0
4t)	Brady, N.E.	3	0	0.0	0	0
4t)	Bush, Mia.	3	0	0.0	0	0
4t)	Mat. Moore, Mia.	3	0	0.0	0	0
4t)	Rivers, S.D.	3	0	0.0	0	0
4t)	Tebow, Den.	3	0	0.0	0	0
4t)	Thomas, Cle.	3	0	0.0	0	0
4t)	*Gabbert, Jac.	3	-3	-1.0	0	0
4t)	Jones-Drew, Jac.	3	-16	-5.3	0	0
13t)	Ayanbadejo, Bal.	2	0	0.0	0	0
13t)	Benson, Cin.	2	0	0.0	0	0
13t)	Boller, Oak.	2	0	0.0	0	0
13t)	Bowe, K.C.	2	0	0.0	0	0
13t)	Cribbs, Cle.	2	0	0.0	0	0
13t)	Edelman, N.E.	2	0	0.0	0	0
13t)	Foster, Hou.	2	0	0.0	0	0
13t)	Lewis, Jac.	2	0	0.0	0	0
13t)	Linkenbach, Ind.	2	0	0.0	0	0
13t)	McFadden, Oak.	2	0	0.0	0	0
13t)	Mitchell, Hou.	2	0	0.0	0	0
13t)	Monroe, Jac.	2	0	0.0	0	0
13t)	Nwaneri, Jac.	2	0	0.0	0	0
13t)	Roethlisberger, Pit.	2	0	0.0	0	0
13t)	Scott, Ten.	2	0	0.0	0	0
13t)	W. Smith, Hou.	2	0	0.0	0t	1
13t)	Webb, Bal.	2	0	0.0	0	0
13t)	Wiegmann, K.C.	2	0	0.0	0	0

NFC / OFFENSIVE FUMBLE RECOVERIES

Rank	Player, Team	Ret	Yards	Avg	Long	TD
1)	Romo, Dal.	6	0	0.0	0	0
2)	Banks, Was.	5	0	0.0	0	0
3t)	Cutler, Chi.	4	0	0.0	0	0
3t)	Hester, Chi.	4	0	0.0	0	0
3t)	Jackson, Sea.	4	0	0.0	0	0
3t)	Logan, Det.	4	0	0.0	0	0
3t)	Ale. Smith, S.F.	4	0	0.0	0	0
3t)	Vick, Phi.	4	0	0.0	0	0
3t)	Parker, T.B.	4	-8	-2.0	0	0
10t)	Manning, NY-G	3	0	0.0	0	0
10t)	*Newton, Car.	3	0	0.0	0	0
10t)	Peterson, Min.	3	0	0.0	0	0
10t)	Graham, T.B.	3	-2	-0.7	0	0
14t)	Beck, Was.	2	0	0.0	0	0
14t)	Bradford, St.L	2	0	0.0	0	0
14t)	Grossman, Was.	2	0	0.0	0	0
14t)	S. Jackson, St.L	2	0	0.0	0	0
14t)	Jacobs, NY-G	2	0	0.0	0	0
14t)	Lynch, Sea.	2	0	0.0	0	0
14t)	McCown, Chi.	2	0	0.0	0	0
14t)	*Murray, Dal.	2	0	0.0	0	0
14t)	*Peterson, Ariz	2	0	0.0	0	0
14t)	Roberts, Ariz	2	0	0.0	0	0
14t)	Rodgers, G.B.	2	0	0.0	0	0
14t)	Ryan, Atl.	2	0	0.0	0	0
14t)	Sendlein, Ariz	2	0	0.0	0	0
14t)	J. Skelton, Ariz	2	0	0.0	0	0
14t)	Young, Phi.	2	0	0.0	0	0
14t)	Freeman, T.B.	2	-4	-2.0	0	0

WEEK 17 / THROUGH SUNDAY, JANUARY 1, 2012

NFL / OFFENSIVE FUMBLE RECOVERIES

Rank	Player, Team	Ret	Yards	Avg	Long	TD
1)	Romo, Dal.	6	0	0.0	0	0
2t)	Banks, Was.	5	0	0.0	0	0
2t)	McCoy, Cle.	5	0	0.0	0	0
4t)	Cutler, Chi.	4	0	0.0	0	0
4t)	Fitzpatrick, Buf.	4	0	0.0	0	0
4t)	Flacco, Bal.	4	0	0.0	0	0
4t)	Hester, Chi.	4	0	0.0	0	0
4t)	Jackson, Sea.	4	0	0.0	0	0
4t)	Logan, Det.	4	0	0.0	0	0
4t)	Ale. Smith, S.F.	4	0	0.0	0	0
4t)	Vick, Phi.	4	0	0.0	0	0
4t)	Parker, T.B.	4	-8	-2.0	0	0
13t)	Bess, Mia.	3	0	0.0	0	0
13t)	Brady, N.E.	3	0	0.0	0	0
13t)	Bush, Mia.	3	0	0.0	0	0
13t)	Manning, NY-G	3	0	0.0	0	0
13t)	Mat. Moore, Mia.	3	0	0.0	0	0
13t)	*Newton, Car.	3	0	0.0	0	0
13t)	Peterson, Min.	3	0	0.0	0	0
13t)	Rivers, S.D.	3	0	0.0	0	0
13t)	Tebow, Den.	3	0	0.0	0	0
13t)	Thomas, Cle.	3	0	0.0	0	0
13t)	Graham, T.B.	3	-2	-0.7	0	0
13t)	*Gabbert, Jac.	3	-3	-1.0	0	0
13t)	Jones-Drew, Jac.	3	-16	-5.3	0	0

WEEK 17 / THROUGH SUNDAY, JANUARY 1, 2012

AFC / DEFENSIVE FUMBLE RECOVERIES

Rank	Player, Team	Ret	Yards	Avg	Long	TD
1t)	Ngata, Bal.	3	28	9.3	28t	1
1t)	D. Jackson, Cle.	3	1	0.3	1	0
1t)	Mathis, Ind.	3	0	0.0	0	0
1t)	Ninkovich, N.E.	3	0	0.0	0	0
5t)	Atkins, Cin.	2	19	9.5	10t	1
5t)	Curry, Sea.-Oak.	2	6	3.0	6t	1
5t)	McClain, Bal.	2	6	3.0	6t	1
5t)	*Watt, Hou.	2	2	1.0	2	0
5t)	Witherspoon, Ten.	2	2	1.0	2	0
5t)	Clements, Cin.	2	0	0.0	0	0
5t)	Fanene, Cin.	2	0	0.0	0	0
5t)	Hope, Ten.	2	0	0.0	0	0
5t)	Houston, Oak.	2	0	0.0	0	0
5t)	Kruger, Bal.	2	0	0.0	0	0
5t)	Lankster, NY-J	2	0	0.0	0	0
5t)	*McCarthy, Ten.	2	0	0.0	0	0
5t)	McKelvin, Buf.	2	0	0.0	0	0
5t)	Pouha, NY-J	2	0	0.0	0	0
5t)	*Reed, Hou.	2	0	0.0	0	0
5t)	Wilfork, N.E.	2	0	0.0	0t	1

NFC / DEFENSIVE FUMBLE RECOVERIES

Rank	Player, Team	Ret	Yards	Avg	Long	TD
1)	J. Allen, Min.	4	6	1.5	5	0
2t)	Boley, NY-G	3	78	26.0	65t	1
2t)	Avril, Det.	3	24	8.0	24t	1
2t)	Tulloch, Det.	3	4	1.3	4	1
2t)	Whitner, S.F.	3	3	1.0	3	0
2t)	J. Anderson, Car.	3	0	0.0	0	0
2t)	Bowman, S.F.	3	0	0.0	0	0
2t)	Vilma, N.O.	3	0	0.0	0t	1
2t)	*J. Williams, NY-G	3	0	0.0	0	0
10t)	Parker, Phi.	2	103	51.5	56t	2
10t)	Edwards, Atl.	2	64	32.0	64	0
10t)	Urlacher, Chi.	2	29	14.5	17	1
10t)	Burnett, G.B.	2	25	12.5	15	0
10t)	Tillman, Chi.	2	4	2.0	3	0
10t)	Riley, Was.	2	3	1.5	3	0
10t)	Sanford, Min.	2	3	1.5	3	0
10t)	Rhodes, Ariz	2	1	0.5	1	0
10t)	Bennett, T.B.	2	0	0.0	0	0
10t)	D'Imperio, Min.	2	0	0.0	0	0
10t)	Dockett, Ariz	2	0	0.0	0	0
10t)	Idonije, Chi.	2	0	0.0	0t	1
10t)	Jones, T.B.	2	0	0.0	0	0
10t)	Lee, Dal.	2	0	0.0	0	0
10t)	Neblett, Car.	2	0	0.0	0	0
10t)	Patterson, Phi.	2	0	0.0	0	0
10t)	Peppers, Chi.	2	0	0.0	0	0
10t)	Poppinga, St.L	2	0	0.0	0	0
10t)	Robison, Min.	2	0	0.0	0	0
10t)	Sensabaugh, Dal.	2	0	0.0	0	0
10t)	Thomas, Sea.	2	0	0.0	0	0
10t)	Willis, S.F.	2	0	0.0	0	0

WEEK 17 / THROUGH SUNDAY, JANUARY 1, 2012

NFL / DEFENSIVE FUMBLE RECOVERIES

Rank	Player, Team	Ret	Yards	Avg	Long	TD
1)	J. Allen, Min.	4	6	1.5	5	0
2t)	Boley, NY-G	3	78	26.0	65t	1
2t)	Ngata, Bal.	3	28	9.3	28t	1
2t)	Avril, Det.	3	24	8.0	24t	1
2t)	Tulloch, Det.	3	4	1.3	4	1
2t)	Whitner, S.F.	3	3	1.0	3	0
2t)	D. Jackson, Cle.	3	1	0.3	1	0
2t)	J. Anderson, Car.	3	0	0.0	0	0
2t)	Bowman, S.F.	3	0	0.0	0	0
2t)	Mathis, Ind.	3	0	0.0	0	0
2t)	Ninkovich, N.E.	3	0	0.0	0	0
2t)	Vilma, N.O.	3	0	0.0	0t	1
2t)	*J. Williams, NY-G	3	0	0.0	0	0
14t)	Parker, Phi.	2	103	51.5	56t	2
14t)	Edwards, Atl.	2	64	32.0	64	0
14t)	Urlacher, Chi.	2	29	14.5	17	1
14t)	Burnett, G.B.	2	25	12.5	15	0
14t)	Atkins, Cin.	2	19	9.5	10t	1
14t)	Curry, Sea.-Oak.	2	6	3.0	6t	1
14t)	McClain, Bal.	2	6	3.0	6t	1
14t)	Tillman, Chi.	2	4	2.0	3	0
14t)	Riley, Was.	2	3	1.5	3	0
14t)	Sanford, Min.	2	3	1.5	3	0
14t)	*Watt, Hou.	2	2	1.0	2	0
14t)	Witherspoon, Ten.	2	2	1.0	2	0
14t)	Rhodes, Ariz	2	1	0.5	1	0
14t)	Bennett, T.B.	2	0	0.0	0	0
14t)	Clements, Cin.	2	0	0.0	0	0
14t)	D'Imperio, Min.	2	0	0.0	0	0
14t)	Dockett, Ariz	2	0	0.0	0	0
14t)	Fanene, Cin.	2	0	0.0	0	0
14t)	Hope, Ten.	2	0	0.0	0	0
14t)	Houston, Oak.	2	0	0.0	0	0
14t)	Idonije, Chi.	2	0	0.0	0t	1
14t)	Jones, T.B.	2	0	0.0	0	0
14t)	Kruger, Bal.	2	0	0.0	0	0
14t)	Lankster, NY-J	2	0	0.0	0	0
14t)	Lee, Dal.	2	0	0.0	0	0
14t)	*McCarthy, Ten.	2	0	0.0	0	0
14t)	McKelvin, Buf.	2	0	0.0	0	0
14t)	Neblett, Car.	2	0	0.0	0	0
14t)	Patterson, Phi.	2	0	0.0	0	0
14t)	Peppers, Chi.	2	0	0.0	0	0
14t)	Poppinga, St.L	2	0	0.0	0	0
14t)	Pouha, NY-J	2	0	0.0	0	0
14t)	*Reed, Hou.	2	0	0.0	0	0
14t)	Robison, Min.	2	0	0.0	0	0
14t)	Sensabaugh, Dal.	2	0	0.0	0	0
14t)	Thomas, Sea.	2	0	0.0	0	0
14t)	Wilfork, N.E.	2	0	0.0	0t	1
14t)	Willis, S.F.	2	0	0.0	0	0

WEEK 17 / THROUGH SUNDAY, JANUARY 1, 2012

Team/Offense Rank (Within League)

BAL	BUF	CIN	CLE	DEN	HOU	IND	JAX	KC	MIA	<u>NE</u>	NYJ	OAK	PIT	SD	TEN	ARI	ATL	CAR	CHI	DAL	DET	GB	MIN	NO	<u>NYG</u>	PHI	STL	SF	SEA	TB	WAS	
15	14	20	29	23	13	30	32	27	22	<u>2</u>	25	9	12	6	17	TYds/G	19	10	7	24	11	5	3	18	1	<u>8</u>	4	31	26	28	21	16
18	13	23	30	25	12	29	32	26	22	<u>3</u>	28	9	11	6	15	TYds/P	19	14	4	21	10	8	2	17	1	<u>7</u>	5	31	24	27	16	20
10	13	19	28	1	2	26	12	15	11	<u>20</u>	22	7	14	16	31	RYds/G	24	17	3	9	18	29	27	4	6	<u>32</u>	5	23	8	21	30	25
12	5	27	31	6	8	18	23	28	15	<u>24</u>	30	7	11	14	29	RshAvg	17	21	1	10	9	13	26	2	4	<u>32</u>	3	20	19	25	16	22
19	15	20	24	31	18	27	32	25	23	<u>2</u>	21	11	10	6	12	PsYd/G	17	8	13	26	7	4	3	28	1	<u>5</u>	9	30	29	22	16	14
19	15	17	30	29	8	28	32	24	18	<u>2</u>	25	6	9	5	14	PasAvg	21	13	10	23	11	12	1	27	3	<u>4</u>	7	31	20	26	22	16
9	30	13	10	19	4	14	20	25	17	<u>5</u>	22	31	18	24	11	%HdInt	28	8	21	29	6	12	2	23	7	<u>15</u>	32	3	1	16	27	26
13	2	5	17t	27	20	14	24	16	32	<u>9</u>	21	7	23	8	3	Sac/PP	28	4	15	31	17t	10	22	25	1	<u>6</u>	12	30	26	29	11	19
15t	14	22	25	20t	13	31	32	26t	19	<u>2</u>	17	11	9	3	24	1D/Gm	20t	6t	8	28	12	6t	5	18	1	<u>10</u>	4	29	23	30	26t	15t
7	28	18	12	30	8	23	25	19	26	<u>5</u>	22	21	4	2	17	3D Eff	29	6	10	27	11	20	3	13	1	<u>14</u>	9	32	31	24	16	15
6t	15	16	8	32	30	21t	24	14	19t	<u>3</u>	21t	9	19t	21t	1	4D Eff	4t	26t	4t	31	10t	6t	10t	17	29	<u>26t</u>	12t	25	2	12t	18	26t
19	4	7	9	3	15	32	31	6	8	<u>16</u>	18	24	13	22	14	PR Avg	2	20	30	1	27	26	12	23	17	<u>29</u>	28	11	5	10	25	21
9	23	24	17	11	7	32	25	30	13	<u>29</u>	4	18	8	6	5	KR Avg	15	19	16	28	20t	14	12	2	3	<u>22</u>	31	20t	1	10	26	27
9	4	19	32	6	20	11	31	12	3	<u>10</u>	28	1	18	5	24	GPntAv	17	30	27	22	26	23	15	13	7	<u>14</u>	29	21	2	8	16	25
19	22	14	30	8	24	15	29	9	4	<u>3</u>	18	5	20	10	11	NPntAv	25	17	32	6	28	31	21	23	2	<u>13</u>	27	26	1	12	7	16
12	14	18	30	25	10	28t	28t	31	20	<u>3</u>	13	16	21t	5t	21t	Pts/Gm	24	7	5t	17	15	4	1	19	2	<u>9</u>	8	32	11	23	27	26
26	31t	8	17t	27t	15	11	3	20t	13t	<u>12</u>	27t	6	31t	20t	4	FG%	22t	1	24t	7	9	17t	10	24t	19	<u>22t</u>	5	30	13t	16	2	29

Opponent/Defense Rank (Within League)

BAL	BUF	CIN	CLE	DEN	HOU	IND	JAX	KC	MIA	<u>NE</u>	NYJ	OAK	PIT	SD	TEN	ARI	ATL	CAR	CHI	DAL	DET	GB	MIN	NO	<u>NYG</u>	PHI	STL	SF	SEA	TB	WAS	
3	26	7	10	20	2	25	6	11	15	<u>31</u>	5	29	1	16	18t	TYds/G	18t	12	28	17	14	23	32	21	24	<u>27</u>	8	22	4	9	30	13
2	28	4	9	16	3	22	8	15	13	<u>29</u>	5	26	1	25	11	TYds/P	10	18	30	14	24	20	31	21	27	<u>23</u>	12	19	6	7	32	17
2	28	10	30	22	4	29	9	26	3	<u>17</u>	13	27	8	20	24	RYds/G	21	6	25	5	7	23	14	11	12	<u>19</u>	16	31	1	15	32	18
2	27	8	21	13	11	17	5	14	3	<u>24</u>	7	32	9	20	22	RshAvg	16	15	25	10	12	30	26	6	29	<u>23</u>	19	28	1	4	31	18
4	19	9	2	18	3	15	8	6	25	<u>31</u>	5	27	1	13	14	PsYd/G	17	20	24	28	23	22	32	26	30	<u>29</u>	10	7	16	11	21	12
3	26	4	6	21	2	27	14	24	18	<u>29</u>	7	15	1	28	5	PasAvg	10	19	32	13	23	8	30	25	16	<u>20</u>	11	17	9	12	31	22
19	5	27	25	29	14	30	12	2	21	<u>7</u>	6	15	24	8	26	%HdInt	28	11	18	13	20	9	1	31	32	<u>10</u>	17	23	4	3	16	22
3	27	4	15	10	5	26	24	21	13	<u>20</u>	14	19	18	17	31	Sac/PP	11	25	22	29	9	16	32	2	28	<u>6</u>	1	8	12	23	30	7
4	27	7	13	19	5	28	3	9t	15t	<u>32</u>	6	31	1	17	20	1D/Gm	25	11	23	9t	14	21	30	24	22	<u>26</u>	8	18	2	15t	29	12
2	21	12	24	6	14	31	15	8	7	<u>28</u>	4	25	19	32	23	3D Eff	1	29	27	10	22	3	26	30	5	<u>17</u>	13	18	11	9	20	16
21	31t	8t	17	6t	20	22t	19	18	22t	<u>15t</u>	1	5	28	2	10t	4D Eff	22t	25	6t	12t	8t	15t	3	26t	4	<u>26t</u>	12t	29	12t	30	31t	10t
24	20	7	23	19	15	22	6	18	16	<u>13</u>	9	32	12	29	4	PR Avg	25	1	30	2	14	31	28	27	5	<u>17</u>	3	26	11	21	8	10
31	1	3	12	20	7	32	18	17	10	<u>6</u>	4	27	16	25	8	KR Avg	23	22	30	19	5	26	15	21	28	<u>11</u>	14	24	13	29	9	2
8	15	26	23	30	27	9	5	32	21	<u>22</u>	18	25	7	28	10	GPntAv	13	24	4	1	31	19	2	29	12	<u>11</u>	3	16	17	14	6	20
13	16	18	9	11	23	26	22	24	15	<u>19</u>	12	29	17	30	2	NPntAv	1	27	10	3	32	25	5	31	14	<u>28</u>	21	20	4	6	7	8
3	30	9	5	24	4	28	11	12	6	<u>15</u>	20	29	1	22	8	Pts/Gm	17	18	27	14	16	23	19	31	13	<u>25</u>	10	26	2	7	32	21
29	21	10t	26t	14	18t	23	5	15t	6t	<u>24</u>	32	2	10t	28	31	FG%	3	15t	25	18t	6t	26t	10t	30	22	<u>9</u>	1	20	10t	4	8	17

POSTSEASON / WEEK 20 / THROUGH SUNDAY, JANUARY 22, 2012

OFFENSE	N.E.	Balt.	NY-G	S.F.	Cin.	Denv.	Hou.	Pitt.
GAMES (Won-Lost)	<u>2-0</u>	1-1	<u>3-0</u>	1-1	0-1	1-1	1-1	0-1
FIRST DOWNS	<u>56</u>	30	<u>58</u>	32	21	33	35	21
Rushing	<u>17</u>	8	<u>14</u>	12	8	13	14	9
Passing	<u>34</u>	22	<u>43</u>	16	11	16	20	11
Penalty	<u>5</u>	0	<u>1</u>	4	2	4	1	1
YDS GAINED (tot)	<u>839</u>	625	<u>1214</u>	735	300	699	655	400
Avg per Game	<u>419.5</u>	312.5	<u>404.7</u>	367.5	300.0	349.5	327.5	400.0
RUSHING (net)	<u>242</u>	203	<u>352</u>	293	76	275	319	156
Avg per Game	<u>121.0</u>	101.5	<u>117.3</u>	146.5	76.0	137.5	159.5	156.0
Rushes	<u>61</u>	62	<u>84</u>	50	19	74	63	23
Yards per Rush	<u>4.0</u>	3.3	<u>4.2</u>	5.9	4.0	3.7	5.1	6.8
PASSING (net)	<u>597</u>	422	<u>862</u>	442	224	424	336	244
Avg per Game	<u>298.5</u>	211.0	<u>287.3</u>	221.0	224.0	212.0	168.0	244.0
Passes Att.	<u>70</u>	63	<u>123</u>	68	42	47	55	40
Completed	<u>48</u>	36	<u>76</u>	36	27	19	28	22
Pct Completed	<u>68.6</u>	57.1	<u>61.8</u>	52.9	64.3	40.4	50.9	55.0
Yards Gained	<u>602</u>	482	<u>923</u>	495	257	452	343	289
Sacked	<u>1</u>	8	<u>8</u>	7	4	5	2	5
Yards Lost	<u>5</u>	60	<u>61</u>	53	33	28	7	45
Had intercepted	<u>3</u>	1	<u>1</u>	0	3	0	3	1
Yards Opp Ret	<u>56</u>	19	<u>12</u>	0	28	0	1	9
Opp TDs on Int	<u>0</u>	0	<u>0</u>	0	1	0	0	0
PUNTS	<u>5</u>	13	<u>18</u>	18	3	11	10	4
Avg Yards	<u>44.6</u>	47.6	<u>46.4</u>	47.3	48.3	39.6	45.1	46.0
PUNT RETURNS	<u>5</u>	1	<u>11</u>	11	3	3	9	0
Avg Return	<u>7.0</u>	4.0	<u>7.5</u>	9.0	6.7	9.0	1.8	0.0
Returned for TD	<u>0</u>	0	<u>0</u>	0	0	0	0	0
KICKOFF RETURNS	<u>4</u>	2	<u>3</u>	6	1	5	4	0
Avg Return	<u>32.3</u>	22.5	<u>16.0</u>	24.2	22.0	17.4	33.3	0.0
Returned for TD	<u>0</u>	0	<u>0</u>	0	0	0	0	0
PENALTIES	<u>3</u>	6	<u>19</u>	9	3	10	8	6
Yards Penalized	<u>25</u>	33	<u>163</u>	83	25	85	107	61
FUMBLES BY	<u>3</u>	4	<u>1</u>	7	1	4	3	2
Fumbles Lost	<u>2</u>	0	<u>0</u>	3	0	2	1	0
Opp Fumbles	<u>3</u>	5	<u>7</u>	4	0	3	4	2
Opp Fum Lost	<u>1</u>	2	<u>5</u>	3	0	1	0	1
POSS. TIME (avg)	<u>26:32</u>	32:26	<u>33:08</u>	26:43	30:17	31:11	29:12	31:00
TOUCHDOWNS	<u>8</u>	4	<u>9</u>	6	1	4	5	2
Rushing	<u>2</u>	0	<u>1</u>	1	1	2	3	1
Passing	<u>6</u>	4	<u>8</u>	5	0	2	1	1
Returns	<u>0</u>	0	<u>0</u>	0	0	0	1	0
EXTRA-PT KICKS	<u>8/8</u>	4/4	<u>9/9</u>	5/5	1/1	3/3	5/5	2/2
2-PT CONVERSIONS	<u>0/0</u>	0/0	<u>0/0</u>	0/1	0/0	0/0	0/0	0/0
FIELD GOALS/FGA	<u>4/4</u>	4/5	<u>6/8</u>	4/4	1/2	4/4	3/4	3/3
POINTS SCORED	<u>68</u>	40	<u>81</u>	53	10	39	44	23

DEFENSE	N.E.	Balt.	NY-G	S.F.	Cin.	Denv.	Hou.	Pitt.
POINTS ALLOWED	<u>30</u>	36	<u>39</u>	52	31	68	30	29
OPP FIRST DOWNS	<u>34</u>	41	<u>54</u>	46	19	52	32	18
Rushing	<u>13</u>	13	<u>18</u>	5	9	18	10	6
Passing	<u>20</u>	26	<u>29</u>	40	9	30	20	9
Penalty	<u>1</u>	2	<u>7</u>	1	1	4	2	3
OPP YARDS GAINED	<u>650</u>	645	<u>963</u>	824	340	909	527	447
Avg per Game	<u>325.0</u>	322.5	<u>321.0</u>	412.0	340.0	454.5	263.5	447.0
OPP RUSHING(net)	<u>260</u>	227	<u>361</u>	122	188	302	163	131
Avg per Game	<u>130.0</u>	113.5	<u>120.3</u>	61.0	188.0	151.0	81.5	131.0
Rushes	<u>71</u>	59	<u>72</u>	40	35	53	50	34
Yards per Rush	<u>3.7</u>	3.8	<u>5.0</u>	3.1	5.4	5.7	3.3	3.9
OPP PASSING(net)	<u>390</u>	418	<u>602</u>	702	152	607	364	316
Avg per Game	<u>195.0</u>	209.0	<u>200.7</u>	351.0	152.0	303.5	182.0	316.0
Passes Att.	<u>62</u>	71	<u>113</u>	121	20	74	69	21
Completed	<u>31</u>	39	<u>62</u>	72	11	48	41	10
Pct Completed	<u>50.0</u>	54.9	<u>54.9</u>	59.5	55.0	64.9	59.4	47.6
Sacked	<u>8</u>	1	<u>9</u>	9	2	5	9	0
Yards Lost	<u>52</u>	5	<u>57</u>	76	7	45	69	0
INTERCEPTED BY	<u>1</u>	5	<u>1</u>	2	0	2	3	0
Yards Returned	<u>19</u>	40	<u>0</u>	41	0	26	28	0
Returned for TD	<u>0</u>	0	<u>0</u>	0	0	0	1	0
OPP PUNT RETURNS	<u>1</u>	9	<u>9</u>	9	3	2	3	3
Avg return	<u>4.0</u>	1.2	<u>9.6</u>	9.3	4.0	14.0	6.7	9.0
OPP KICKOFF RET	<u>5</u>	7	<u>12</u>	6	0	1	2	1
Avg return	<u>17.6</u>	33.4	<u>24.3</u>	12.7	0.0	28.0	23.5	19.0
OPP TOUCHDOWNS	<u>3</u>	3	<u>4</u>	6	4	8	3	3
Rushing	<u>1</u>	3	<u>0</u>	0	2	1	1	1
Passing	<u>2</u>	0	<u>4</u>	6	1	7	2	2
Returns	<u>0</u>	0	<u>0</u>	0	1	0	0	0

POSTSEASON / WEEK 20 / THROUGH SUNDAY, JANUARY 22, 2012

OFFENSE	Atl.	Det.	G.B.	N.O.
GAMES (Won-Lost)	0-1	0-1	0-1	1-1
FIRST DOWNS	14	22	25	60
Rushing	4	2	8	14
Passing	9	20	15	43
Penalty	1	0	2	3
YDS GAINED (tot)	247	412	388	1098
Avg per Game	247.0	412.0	388.0	549.0
RUSHING (net)	64	32	147	204
Avg per Game	64.0	32.0	147.0	102.0
Rushes	21	10	23	50
Yards per Rush	3.0	3.2	6.4	4.1
PASSING (net)	183	380	241	894
Avg per Game	183.0	380.0	241.0	447.0
Passes Att.	41	43	46	106
Completed	24	28	26	73
Pct Completed	58.5	65.1	56.5	68.9
Yards Gained	199	380	264	928
Sacked	2	0	4	5
Yards Lost	16	0	23	34
Had intercepted	0	2	1	2
Yards Opp Ret	0	17	0	41
Opp TDs on Int	0	0	0	0
PUNTS	7	3	2	5
Avg Yards	46.0	42.3	39.5	45.4
PUNT RETURNS	0	0	1	5
Avg Return	0.0	0.0	16.0	6.6
Returned for TD	0	0	0	0
KICKOFF RETURNS	4	2	4	7
Avg Return	24.5	20.5	23.5	16.1
Returned for TD	0	0	0	0
PENALTIES	3	7	3	3
Yards Penalized	15	64	20	18
FUMBLES BY	0	0	3	5
Fumbles Lost	0	0	3	5
Opp Fumbles	0	2	0	3
Opp Fum Lost	0	2	0	1
POSS. TIME (avg)	25:26	22:24	30:25	34:28
TOUCHDOWNS	0	4	2	10
Rushing	0	1	0	3
Passing	0	3	2	7
Returns	0	0	0	0
EXTRA-PT KICKS	0/0	4/4	2/2	9/9
2-PT CONVERSIONS	0/0	0/0	0/0	1/1
FIELD GOALS/FGA	0/0	0/0	2/2	2/2
POINTS SCORED	2	28	20	77

DEFENSE	Atl.	Det.	G.B.	N.O.
POINTS ALLOWED	24	45	37	64
OPP FIRST DOWNS	19	34	19	39
Rushing	8	12	3	8
Passing	11	20	15	31
Penalty	0	2	1	0
OPP YARDS GAINED	442	626	420	819
Avg per Game	442.0	626.0	420.0	409.5
OPP RUSHING(net)	172	167	95	175
Avg per Game	172.0	167.0	95.0	87.5
Rushes	31	36	27	32
Yards per Rush	5.5	4.6	3.5	5.5
OPP PASSING(net)	270	459	325	644
Avg per Game	270.0	459.0	325.0	322.0
Passes Att.	32	43	33	85
Completed	23	33	21	52
Pct Completed	71.9	76.7	63.6	61.2
Sacked	1	2	1	4
Yards Lost	7	7	5	35
INTERCEPTED BY	0	0	1	2
Yards Returned	0	0	12	17
Returned for TD	0	0	0	0
OPP PUNT RETURNS	5	2	0	3
Avg return	5.6	2.0	0.0	9.7
OPP KICKOFF RET	1	2	1	4
Avg return	27.0	27.0	4.0	21.5
OPP TOUCHDOWNS	3	6	4	8
Rushing	0	3	1	2
Passing	3	3	3	6
Returns	0	0	0	0

POSTSEASON / WEEK 20 / THROUGH SUNDAY, JANUARY 22, 2012

TEAM RANKINGS

American Football Conference

Offense Defense

Total Rush Pass Total Rush Pass

Balt.	5	5	5	2	2	4
Cin.	6	6	3	4	6	*1
Denver	3	3	4	6	5	5
Hou.	4	*1	6	*1	1	2
N.E.	1	4	1	3	3	3
Pitt.	2	2	2	5	4	6

National Football Conference

Offense Defense

Total Rush Pass Total Rush Pass

Atl.	6	5	6	5	6	2
Det.	2	6	2	6	5	6
G.B.	4	1	4	4	3	4
N.O.	*1	4	*1	2	2	3
Giants	3	3	3	1	4	1
S.F.	5	2	5	3	*1	5

National Football League

Offense Defense

Total Rush Pass Total Rush Pass

Atl.	12	11	11	9	11	6
Balt.	10	9	10	3	5	5
Cin.	11	10	7	5	12	*1
Denver	8	5	9	11	9	7
Det.	3	12	2	12	10	12
G.B.	6	3	6	8	4	10
Hou.	9	*1	12	*1	2	2
N.E.	2	6	3	4	7	3
N.O.	*1	8	*1	6	3	9
Giants	4	7	4	2	6	4
Pitt.	5	2	5	10	8	8
S.F.	7	4	8	7	*1	11

T = Tied for position

* = League Leader

POSTSEASON / WEEK 20 / THROUGH SUNDAY, JANUARY 22, 2012

AFC / TEAM/OFFENSE RANK

Tm	(A)	(B)	(C)	(D)	(E)	(F)	(G)	(H)	(I)	(J)	(K)	(L)	(M)	(N)	(O)	(P)	(Q)
BAL	5	5	5	6	5	3	2	6	6	5	3t	4	3	2	2	4	4
CIN	6	6	6	3	3	6	6	3	2t	2	3t	3	4	1	1	6	6
DEN	3	3	3	5	4	2	1	4	5	6	2	1	5	6	6	5	1t
HOU	4	4	1	2	6	4	5	2	4	4	3t	5	1	4	3	3	5
NE	1	1	4	4	1	1	4	1	1	1	1	2	2	5	4	1	1t
PIT	2	2	2	1	2	5	3	5	2t	3	3t	6	6	3	5	2	1t

AFC / OPPONENT/DEFENSE RANK

Tm	(A)	(B)	(C)	(D)	(E)	(F)	(G)	(H)	(I)	(J)	(K)	(L)	(M)	(N)	(O)	(P)	(Q)	(R)	(S)
BAL	2	3	2	3	4	3	1	5	5	3	5t	1	6	3	2	3	3	3	3
CIN	4	4	6	5	1	4	5t	3	4	6	1t	2t	1	6	5	5	4t	6	4
DEN	6	5	5	6	5	5	3	4	6	4	3t	6	5	4	3	6	4t	5	6
HOU	1	1	1	1	2	1	2	1	1	2	3t	4	4	5	6	1t	1t	2	2
NE	3	2	3	2	3	2	4	2	2	5	5t	2t	2	1	1	1t	1t	1	1
PIT	5	6	4	4	6	6	5t	6	3	1	1t	5	3	2	4	4	4t	4	5

NFC / TEAM/OFFENSE RANK

Tm	(A)	(B)	(C)	(D)	(E)	(F)	(G)	(H)	(I)	(J)	(K)	(L)	(M)	(N)	(O)	(P)	(Q)
ATL	6	6	5	6	6	6	1t	3	6	5	3t	5t	1	3	1	6	5t
DET	2	1	6	5	2	1	6	1	3	1	5t	5t	4	5	3	2	5t
GB	4	5	1	1	4	5	5	5	2	2	3t	1	3	6	6	5	1t
NO	1	2	4	4	1	2	4	2	1	3	1	4	5	4	5	1	1t
NYG	3	4	3	3	3	3	3	4	4	4	2	3	6	2	4	3	4
SF	5	3	2	2	5	4	1t	6	5	6	5t	2	2	1	2	4	1t

NFC / OPPONENT/DEFENSE RANK

Tm	(A)	(B)	(C)	(D)	(E)	(F)	(G)	(H)	(I)	(J)	(K)	(L)	(M)	(N)	(O)	(P)	(Q)	(R)	(S)
ATL	5	5	6	6	2	4	5t	5	2t	5	6	3	5t	3	5	2	1	6	5
DET	6	6	5	3	6	6	5t	4	6	6	5	2	5t	1	1	6	3t	4t	6
GB	4	4	3	2	4	5	1	6	2t	4	1t	1	1	6	3	5	2	4t	3
NO	2	3	2	5	3	3	2	3	4	3	1t	6	3	5	6	4	3t	2	1
NYG	1	2	4	4	1	1	4	1	1	1	3t	5	4	2	2	1	3t	1	2
SF	3	1	1	1	5	2	3	2	5	2	3t	4	2	4	4	3	3t	3	4

- (A) Total Yards per Game
- (B) Yards per Play
- (C) Rushing Yards per Game
- (D) Rushing Yards per Attempt
- (E) Passing Net Yards per Game
- (F) Passing Net Yards per Play
- (G) Passing, Percent Had Intercepted
- (H) Sacks per Pass Play
- (I) First Downs per Game
- (J) Third Down Efficiency
- (K) Fourth Down Efficiency
- (L) Punt Return Average
- (M) Kickoff Return Average
- (N) Gross Punting Average
- (O) Net Punting Average
- (P) Points per Game
- (Q) Field Goal Percentage
- Combined Offense/Defense Rank
- (R) Points per Game Differential
- (S) Net Yards per Game Differential

POSTSEASON / WEEK 20 / THROUGH SUNDAY, JANUARY 22, 2012

NFL / TEAM/OFFENSE RANK

Tm	(A)	(B)	(C)	(D)	(E)	(F)	(G)	(H)	(I)	(J)	(K)	(L)	(M)	(N)	(O)	(P)	(Q)
BAL	10	10	9	10	10	6	5	12	11	9	5t	8	6	2	2	8t	7
CIN	11	11	10	7	7	10	12	8	5t	5	5t	6	7	1	1	11	10
DEN	8	7	5	9	9	3	1t	10	9	10	3	2t	9	11	11	10	1t
HOU	9	8	1	4	12	7	11	3	8	8	5t	9	1	8	5	7	8t
NE	2	3	6	8	3	2	9	2	2	4	1	5	2	9	8	2	1t
PIT	5	4	2	1	5	9	8	11	5t	7	5t	10t	12	5t	10	6	1t
ATL	12	12	11	12	11	12	1t	5	12	11	5t	10t	3	5t	3	12	11t
DET	3	1	12	11	2	1	10	1	4	1	11t	10t	8	10	6	3	11t
GB	6	9	3	2	6	11	7	7	3	2	5t	1	5	12	12	8t	1t
NO	1	2	8	6	1	4	6	4	1	3	2	7	10	7	9	1	1t
NYG	4	6	7	5	4	5	4	6	7	6	4	4	11	4	7	4	8t
SF	7	5	4	3	8	8	1t	9	10	12	11t	2t	4	3	4	5	1t

NFL / OPPONENT/DEFENSE RANK

Tm	(A)	(B)	(C)	(D)	(E)	(F)	(G)	(H)	(I)	(J)	(K)	(L)	(M)	(N)	(O)	(P)	(Q)	(R)	(S)
BAL	3	4	5	5	5	5	1	11	9	5	9t	2	12	4	3	4	5	5	5
CIN	5	6	12	9	1	6	9t	3	5t	9t	1t	4t	1	12	10	8	6t	11	7
DEN	11	9	9	12	7	8	4	6	11	7	5t	12	11	5	7	10	6t	8	10
HOU	1	1	2	2	2	1	2	1	1	4	5t	7	7	11	12	2t	2t	3	4
NE	4	2	7	4	3	4	7	2	2	8	9t	4t	4	2	2	2t	2t	1	2
PIT	10	12	8	6	8	12	9t	12	3t	2	1t	8	5	3	9	7	6t	7	9
ATL	9	10	11	11	6	9	9t	9	5t	11	12	6	9t	7	8	5	1	12	11
DET	12	11	10	7	12	11	9t	8	12	12	11	3	9t	1	1	12	6t	9t	12
GB	8	8	4	3	10	10	3	10	5t	9t	1t	1	2	10	5	11	2t	9t	6
NO	6	7	3	10	9	7	5	7	8	6	1t	11	6	9	11	9	6t	4	1
NYG	2	5	6	8	4	2	8	4	3t	1	5t	10	8	6	4	1	6t	2	3
SF	7	3	1	1	11	3	6	5	10	3	5t	9	3	8	6	6	6t	6	8

- (A) Total Yards per Game
- (B) Yards per Play
- (C) Rushing Yards per Game
- (D) Rushing Yards per Attempt
- (E) Passing Net Yards per Game
- (F) Passing Net Yards per Play
- (G) Passing, Percent Had Intercepted
- (H) Sacks per Pass Play
- (I) First Downs per Game
- (J) Third Down Efficiency
- (K) Fourth Down Efficiency
- (L) Punt Return Average
- (M) Kickoff Return Average
- (N) Gross Punting Average
- (O) Net Punting Average
- (P) Points per Game
- (Q) Field Goal Percentage
- Combined Offense/Defense Rank
- (R) Points per Game Differential
- (S) Net Yards per Game Differential

POSTSEASON / WEEK 20 / THROUGH SUNDAY, JANUARY 22, 2012

AFC / TOTAL OFFENSE

Rank	Team	Total	Rushing	Passing	Total	Rushing	Passing
1)	New England	839	242	597	419.5	121.0	298.5
2)	Pittsburgh	400	156	244	400.0	156.0	244.0
3)	Denver	699	275	424	349.5	137.5	212.0
4)	Houston	655	319	336	327.5	159.5	168.0
5)	Baltimore	625	203	422	312.5	101.5	211.0
6)	Cincinnati	300	76	224	300.0	76.0	224.0

AFC / TOTAL DEFENSE

Rank	Team	Total	Rushing	Passing	Total	Rushing	Passing
1)	Houston	527	163	364	263.5	81.5	182.0
2)	Baltimore	645	227	418	322.5	113.5	209.0
3)	New England	650	260	390	325.0	130.0	195.0
4)	Cincinnati	340	188	152	340.0	188.0	152.0
5)	Pittsburgh	447	131	316	447.0	131.0	316.0
6)	Denver	909	302	607	454.5	151.0	303.5

NFC / TOTAL OFFENSE

Rank	Team	Total	Rushing	Passing	Total	Rushing	Passing
1)	New Orleans	1098	204	894	549.0	102.0	447.0
2)	Detroit	412	32	380	412.0	32.0	380.0
3)	New York Giants	1214	352	862	404.7	117.3	287.3
4)	Green Bay	388	147	241	388.0	147.0	241.0
5)	San Francisco	735	293	442	367.5	146.5	221.0
6)	Atlanta	247	64	183	247.0	64.0	183.0

NFC / TOTAL DEFENSE

Rank	Team	Total	Rushing	Passing	Total	Rushing	Passing
1)	New York Giants	963	361	602	321.0	120.3	200.7
2)	New Orleans	819	175	644	409.5	87.5	322.0
3)	San Francisco	824	122	702	412.0	61.0	351.0
4)	Green Bay	420	95	325	420.0	95.0	325.0
5)	Atlanta	442	172	270	442.0	172.0	270.0
6)	Detroit	626	167	459	626.0	167.0	459.0

NFL / TOTAL OFFENSE

Rank	Team	Total	Rushing	Passing	Total	Rushing	Passing
1)	New Orleans	1098	204	894	549.0	102.0	447.0
2)	New England	839	242	597	419.5	121.0	298.5
3)	Detroit	412	32	380	412.0	32.0	380.0
4)	New York Giants	1214	352	862	404.7	117.3	287.3
5)	Pittsburgh	400	156	244	400.0	156.0	244.0
6)	Green Bay	388	147	241	388.0	147.0	241.0
7)	San Francisco	735	293	442	367.5	146.5	221.0
8)	Denver	699	275	424	349.5	137.5	212.0
9)	Houston	655	319	336	327.5	159.5	168.0
10)	Baltimore	625	203	422	312.5	101.5	211.0
11)	Cincinnati	300	76	224	300.0	76.0	224.0
12)	Atlanta	247	64	183	247.0	64.0	183.0

NFL / TOTAL DEFENSE

Rank	Team	Total	Rushing	Passing	Total	Rushing	Passing
1)	Houston	527	163	364	263.5	81.5	182.0
2)	New York Giants	963	361	602	321.0	120.3	200.7
3)	Baltimore	645	227	418	322.5	113.5	209.0
4)	New England	650	260	390	325.0	130.0	195.0
5)	Cincinnati	340	188	152	340.0	188.0	152.0
6)	New Orleans	819	175	644	409.5	87.5	322.0
7)	San Francisco	824	122	702	412.0	61.0	351.0
8)	Green Bay	420	95	325	420.0	95.0	325.0
9)	Atlanta	442	172	270	442.0	172.0	270.0
10)	Pittsburgh	447	131	316	447.0	131.0	316.0
11)	Denver	909	302	607	454.5	151.0	303.5
12)	Detroit	626	167	459	626.0	167.0	459.0

POSTSEASON / WEEK 20 / THROUGH SUNDAY, JANUARY 22, 2012

AFC / TAKE-AWAYS, GIVE-AWAYS

Rank	Team	TAKE-AWAYS			GIVE-AWAYS			Net Diff
		Int	Fum	Total	Int	Fum	Total	
1)	Baltimore	5	2	7	1	0	1	= +6
2)	Denver	2	1	3	0	2	2	= +1
3)	Pittsburgh	0	1	1	1	0	1	= 0
4)	Houston	3	0	3	3	1	4	= -1
5t)	Cincinnati	0	0	0	3	0	3	= -3
5t)	New England	1	1	2	3	2	5	= -3
Totals		11	5	16	11	5	16	= 0

NFC / TAKE-AWAYS, GIVE-AWAYS

Rank	Team	TAKE-AWAYS			GIVE-AWAYS			Net Diff
		Int	Fum	Total	Int	Fum	Total	
1)	New York Giants	1	5	6	1	0	1	= +5
2)	San Francisco	2	3	5	0	3	3	= +2
3t)	Atlanta	0	0	0	0	0	0	= 0
3t)	Detroit	0	2	2	2	0	2	= 0
5)	Green Bay	1	0	1	1	3	4	= -3
6)	New Orleans	2	1	3	2	5	7	= -4
Totals		6	11	17	6	11	17	= 0

NFL / TAKE-AWAYS, GIVE-AWAYS

Rank	Team	TAKE-AWAYS			GIVE-AWAYS			Net Diff
		Int	Fum	Total	Int	Fum	Total	
1)	Baltimore	5	2	7	1	0	1	= +6
2)	New York Giants	1	5	6	1	0	1	= +5
3)	San Francisco	2	3	5	0	3	3	= +2
4)	Denver	2	1	3	0	2	2	= +1
5t)	Pittsburgh	0	1	1	1	0	1	= 0
5t)	Atlanta	0	0	0	0	0	0	= 0
5t)	Detroit	0	2	2	2	0	2	= 0
8)	Houston	3	0	3	3	1	4	= -1
9t)	Cincinnati	0	0	0	3	0	3	= -3
9t)	New England	1	1	2	3	2	5	= -3
9t)	Green Bay	1	0	1	1	3	4	= -3
12)	New Orleans	2	1	3	2	5	7	= -4
Totals		17	16	33	17	16	33	= 0

POSTSEASON / WEEK 20 / THROUGH SUNDAY, JANUARY 22, 2012

AFC / TEAM/OFFENSE INSIDE THE 20

Rank	Team	Poss	Pts	TD	TD%	FG	Score	Score%
1)	Houston	3	17	2	66.7	1	3	100.0
2)	New England	11	61	7	63.6	4	11	100.0
3)	Pittsburgh	2	10	1	50.0	1	2	100.0
4)	Baltimore	7	27	3	42.9	2	5	71.4
5)	Cincinnati	3	10	1	33.3	1	2	66.7
6)	Denver	7	26	2	28.6	4	6	85.7

AFC / OPPONENTS/DEFENSE INSIDE THE 20

Rank	Team	Poss	Pts	TD	TD%	FG	Score	Score%
1)	Pittsburgh	4	16	1	25.0	3	4	100.0
2)	New England	7	23	2	28.6	3	5	71.4
3)	Baltimore	7	33	3	42.9	4	7	100.0
4)	Houston	6	24	3	50.0	1	4	66.7
5)	Denver	8	48	6	75.0	2	8	100.0
6)	Cincinnati	1	7	1	100.0	0	1	100.0

NFC / TEAM/OFFENSE INSIDE THE 20

Rank	Team	Poss	Pts	TD	TD%	FG	Score	Score%
1)	Detroit	4	28	4	100.0	0	4	100.0
2)	Green Bay	3	17	2	66.7	1	3	100.0
3)	New Orleans	8	38	5	62.5	1	6	75.0
4)	New York Giants	12	53	5	41.7	6	11	91.7
5)	San Francisco	5	23	2	40.0	3	5	100.0
6)	Atlanta	1	0	0	0.0	0	0	0.0

NFC / OPPONENTS/DEFENSE INSIDE THE 20

Rank	Team	Poss	Pts	TD	TD%	FG	Score	Score%
1)	Atlanta	3	10	1	33.3	1	2	66.7
2t)	Green Bay	5	23	2	40.0	3	5	100.0
2t)	New York Giants	5	20	2	40.0	2	4	80.0
4)	San Francisco	6	27	3	50.0	2	5	83.3
5)	Detroit	6	31	4	66.7	1	5	83.3
6)	New Orleans	8	48	6	75.0	2	8	100.0

NFL / TEAM/OFFENSE INSIDE THE 20

Rank	Team	Poss	Pts	TD	TD%	FG	Score	Score%
1)	Detroit	4	28	4	100.0	0	4	100.0
2t)	Green Bay	3	17	2	66.7	1	3	100.0
2t)	Houston	3	17	2	66.7	1	3	100.0
4)	New England	11	61	7	63.6	4	11	100.0
5)	New Orleans	8	38	5	62.5	1	6	75.0
6)	Pittsburgh	2	10	1	50.0	1	2	100.0
7)	Baltimore	7	27	3	42.9	2	5	71.4
8)	New York Giants	12	53	5	41.7	6	11	91.7
9)	San Francisco	5	23	2	40.0	3	5	100.0
10)	Cincinnati	3	10	1	33.3	1	2	66.7
11)	Denver	7	26	2	28.6	4	6	85.7
12)	Atlanta	1	0	0	0.0	0	0	0.0

NFL / OPPONENTS/DEFENSE INSIDE THE 20

Rank	Team	Poss	Pts	TD	TD%	FG	Score	Score%
1)	Pittsburgh	4	16	1	25.0	3	4	100.0
2)	New England	7	23	2	28.6	3	5	71.4
3)	Atlanta	3	10	1	33.3	1	2	66.7
4t)	Green Bay	5	23	2	40.0	3	5	100.0
4t)	New York Giants	5	20	2	40.0	2	4	80.0
6)	Baltimore	7	33	3	42.9	4	7	100.0
7t)	Houston	6	24	3	50.0	1	4	66.7
7t)	San Francisco	6	27	3	50.0	2	5	83.3
9)	Detroit	6	31	4	66.7	1	5	83.3
10t)	Denver	8	48	6	75.0	2	8	100.0
10t)	New Orleans	8	48	6	75.0	2	8	100.0
12)	Cincinnati	1	7	1	100.0	0	1	100.0

POSTSEASON / WEEK 20 / THROUGH SUNDAY, JANUARY 22, 2012

AFC / OFFENSE/TEAMS: FIRST DOWNS, THIRD DOWNS, FOURTH DOWNS

Rank	Team	FIRST DOWNS				THIRD DOWNS			FOURTH DOWNS		
		Total	Rush	Pass	Pen	Made	Att	Pct	Made	Att	Pct
1)	New England	56	17	34	5	8	17	47.1	1	1	100.0
2t)	Cincinnati	21	8	11	2	6	13	46.2	0	2	0.0
2t)	Pittsburgh	21	9	11	1	7	16	43.8	0	1	0.0
4)	Houston	35	14	20	1	11	27	40.7	0	1	0.0
5)	Denver	33	13	16	4	10	28	35.7	2	3	66.7
6)	Baltimore	30	8	22	0	13	33	39.4	0	2	0.0
	Totals	196	69	114	13	55	134	41.0	3	10	30.0

AFC / DEFENSE/OPPONENTS: FIRST DOWNS, THIRD DOWNS, FOURTH DOWNS

Rank	Team	FIRST DOWNS				THIRD DOWNS			FOURTH DOWNS		
		Total	Rush	Pass	Pen	Made	Att	Pct	Made	Att	Pct
1)	Houston	32	10	20	2	10	29	34.5	0	3	0.0
2)	New England	34	13	20	1	16	35	45.7	2	4	50.0
3)	Pittsburgh	18	6	9	3	3	10	30.0	0	0	---
4)	Cincinnati	19	9	9	1	6	12	50.0	0	0	---
5)	Baltimore	41	13	26	2	10	26	38.5	1	2	50.0
6)	Denver	52	18	30	4	10	22	45.5	0	1	0.0
	Totals	196	69	114	13	55	134	41.0	3	10	30.0

NFC / OFFENSE/TEAMS: FIRST DOWNS, THIRD DOWNS, FOURTH DOWNS

Rank	Team	FIRST DOWNS				THIRD DOWNS			FOURTH DOWNS		
		Total	Rush	Pass	Pen	Made	Att	Pct	Made	Att	Pct
1)	New Orleans	60	14	43	3	12	25	48.0	3	4	75.0
2)	Green Bay	25	8	15	2	6	12	50.0	0	1	0.0
3)	Detroit	22	2	20	0	7	10	70.0	0	0	---
4)	New York Giants	58	14	43	1	23	52	44.2	1	2	50.0
5)	San Francisco	32	12	16	4	5	28	17.9	0	0	---
6)	Atlanta	14	4	9	1	4	14	28.6	0	3	0.0
	Totals	211	54	146	11	57	141	40.4	4	10	40.0

NFC / DEFENSE/OPPONENTS: FIRST DOWNS, THIRD DOWNS, FOURTH DOWNS

Rank	Team	FIRST DOWNS				THIRD DOWNS			FOURTH DOWNS		
		Total	Rush	Pass	Pen	Made	Att	Pct	Made	Att	Pct
1)	New York Giants	54	18	29	7	11	39	28.2	0	4	0.0
2t)	Atlanta	19	8	11	0	8	15	53.3	1	1	100.0
2t)	Green Bay	19	3	15	1	8	16	50.0	0	0	---
4)	New Orleans	39	8	31	0	11	25	44.0	0	0	---
5)	San Francisco	46	5	40	1	12	35	34.3	0	1	0.0
6)	Detroit	34	12	20	2	7	11	63.6	3	4	75.0
	Totals	211	54	146	11	57	141	40.4	4	10	40.0

POSTSEASON / WEEK 20 / THROUGH SUNDAY, JANUARY 22, 2012

NFL / OFFENSE/TEAMS: FIRST DOWNS, THIRD DOWNS, FOURTH DOWNS

Rank	Team	FIRST DOWNS				THIRD DOWNS			FOURTH DOWNS		
		Total	Rush	Pass	Pen	Made	Att	Pct	Made	Att	Pct
1)	New Orleans	60	14	43	3	12	25	48.0	3	4	75.0
2)	New England	56	17	34	5	8	17	47.1	1	1	100.0
3)	Green Bay	25	8	15	2	6	12	50.0	0	1	0.0
4)	Detroit	22	2	20	0	7	10	70.0	0	0	---
5t)	Cincinnati	21	8	11	2	6	13	46.2	0	2	0.0
5t)	Pittsburgh	21	9	11	1	7	16	43.8	0	1	0.0
7)	New York Giants	58	14	43	1	23	52	44.2	1	2	50.0
8)	Houston	35	14	20	1	11	27	40.7	0	1	0.0
9)	Denver	33	13	16	4	10	28	35.7	2	3	66.7
10)	San Francisco	32	12	16	4	5	28	17.9	0	0	---
11)	Baltimore	30	8	22	0	13	33	39.4	0	2	0.0
12)	Atlanta	14	4	9	1	4	14	28.6	0	3	0.0
	Totals	407	123	260	24	112	275	40.7	7	20	35.0

NFL / DEFENSE/OPPONENTS: FIRST DOWNS, THIRD DOWNS, FOURTH DOWNS

Rank	Team	FIRST DOWNS				THIRD DOWNS			FOURTH DOWNS		
		Total	Rush	Pass	Pen	Made	Att	Pct	Made	Att	Pct
1)	Houston	32	10	20	2	10	29	34.5	0	3	0.0
2)	New England	34	13	20	1	16	35	45.7	2	4	50.0
3t)	Pittsburgh	18	6	9	3	3	10	30.0	0	0	---
3t)	New York Giants	54	18	29	7	11	39	28.2	0	4	0.0
5t)	Cincinnati	19	9	9	1	6	12	50.0	0	0	---
5t)	Atlanta	19	8	11	0	8	15	53.3	1	1	100.0
5t)	Green Bay	19	3	15	1	8	16	50.0	0	0	---
8)	New Orleans	39	8	31	0	11	25	44.0	0	0	---
9)	Baltimore	41	13	26	2	10	26	38.5	1	2	50.0
10)	San Francisco	46	5	40	1	12	35	34.3	0	1	0.0
11)	Denver	52	18	30	4	10	22	45.5	0	1	0.0
12)	Detroit	34	12	20	2	7	11	63.6	3	4	75.0
	Totals	407	123	260	24	112	275	40.7	7	20	35.0

POSTSEASON / WEEK 20 / THROUGH SUNDAY, JANUARY 22, 2012

AFC / FIRST-DOWN PLAYS BY TEAMS

Rank	Team	Yds/Play	Plays	Yards
1)	New England	7.14	70	500
2)	Pittsburgh	5.83	30	175
3)	Houston	5.59	54	302
4)	Cincinnati	5.17	30	155
5)	Baltimore	4.54	52	236
6)	Denver	3.96	52	206
	TOTAL	5.47	288	1574

AFC / FIRST-DOWN PLAYS BY OPPONENTS

Rank	Team	Yds/Play	Plays	Yards
1)	New England	4.05	55	223
2)	Cincinnati	4.28	25	107
3)	Houston	4.35	54	235
4)	Pittsburgh	5.56	25	139
5)	Baltimore	5.98	63	377
6)	Denver	7.47	66	493
	TOTAL	5.47	288	1574

NFC / FIRST-DOWN PLAYS BY TEAMS

Rank	Team	Yds/Play	Plays	Yards
1)	Detroit	7.19	27	194
2)	New Orleans	6.63	75	497
3)	New York Giants	5.68	88	500
4)	San Francisco	5.44	54	294
5)	Green Bay	4.26	34	145
6)	Atlanta	3.36	25	84
	TOTAL	5.66	303	1714

NFC / FIRST-DOWN PLAYS BY OPPONENTS

Rank	Team	Yds/Play	Plays	Yards
1)	New York Giants	4.21	84	354
2)	San Francisco	4.44	72	320
3)	Atlanta	6.22	27	168
4)	New Orleans	6.48	56	363
5)	Detroit	7.26	38	276
6)	Green Bay	8.96	26	233
	TOTAL	5.66	303	1714

POSTSEASON / WEEK 20 / THROUGH SUNDAY, JANUARY 22, 2012

NFL / FIRST-DOWN PLAYS BY TEAMS

Rank	Team	Yds/Play	Plays	Yards
1)	Detroit	7.19	27	194
2)	New England	7.14	70	500
3)	New Orleans	6.63	75	497
4)	Pittsburgh	5.83	30	175
5)	New York Giants	5.68	88	500
6)	Houston	5.59	54	302
7)	San Francisco	5.44	54	294
8)	Cincinnati	5.17	30	155
9)	Baltimore	4.54	52	236
10)	Green Bay	4.26	34	145
11)	Denver	3.96	52	206
12)	Atlanta	3.36	25	84
	TOTAL	5.56	591	3288

NFL / FIRST-DOWN PLAYS BY OPPONENTS

Rank	Team	Yds/Play	Plays	Yards
1)	New England	4.05	55	223
2)	New York Giants	4.21	84	354
3)	Cincinnati	4.28	25	107
4)	Houston	4.35	54	235
5)	San Francisco	4.44	72	320
6)	Pittsburgh	5.56	25	139
7)	Baltimore	5.98	63	377
8)	Atlanta	6.22	27	168
9)	New Orleans	6.48	56	363
10)	Detroit	7.26	38	276
11)	Denver	7.47	66	493
12)	Green Bay	8.96	26	233
	TOTAL	5.56	591	3288

POSTSEASON / WEEK 20 / THROUGH SUNDAY, JANUARY 22, 2012

AFC / KICKOFFS (Receiving Team)

Rank	Team	TotKO	AdjKO	TB	TB%	EZ	EZ%	OB	I20	Avg.Start
1)	Baltimore	10	10	8	80.0	9	90.0	0	0	20.5
2)	Houston	8	8	4	50.0	7	87.5	0	0	26.9
3)	New England	8	7	4	57.1	7	87.5	0	0	26.0
4)	Pittsburgh	6	6	6	100.0	6	100.0	0	0	20.0
5)	Cincinnati	6	6	5	83.3	6	100.0	0	1	19.3
6)	Denver	15	15	10	66.7	13	86.7	0	3	19.7
	Totals	53	52	37	71.2	48	92.3	0	4	21.8

AFC / KICKOFFS (Kicking Team)

Rank	Team	TotKO	AdjKO	TB	TB%	EZ	EZ%	OB	I20	Avg.Start
1)	New England	14	14	9	64.3	11	78.6	0	2	20.1
2)	Houston	10	10	8	80.0	10	100.0	0	1	19.9
3)	Pittsburgh	7	7	6	85.7	7	100.0	0	1	19.3
4)	Baltimore	10	9	3	33.3	9	90.0	0	0	28.6
5)	Cincinnati	3	3	3	100.0	3	100.0	0	0	20.0
6)	Denver	9	9	8	88.9	8	88.9	0	0	22.2
	Totals	53	52	37	71.2	48	92.3	0	4	21.8

NFC / KICKOFFS (Receiving Team)

Rank	Team	TotKO	AdjKO	TB	TB%	EZ	EZ%	OB	I20	Avg.Start
1)	New York Giants	11	9	7	77.8	8	72.7	0	0	21.8
2)	Atlanta	6	6	2	33.3	4	66.7	0	1	24.3
3)	Detroit	7	7	5	71.4	6	85.7	0	1	19.1
4)	San Francisco	10	9	4	44.4	5	50.0	0	1	23.7
5)	New Orleans	13	11	5	45.5	11	84.6	0	4	18.4
6)	Green Bay	7	7	2	28.6	3	42.9	1	0	26.4
	Totals	54	49	25	51.0	37	75.5	1	7	22.0

NFC / KICKOFFS (Kicking Team)

Rank	Team	TotKO	AdjKO	TB	TB%	EZ	EZ%	OB	I20	Avg.Start
1)	New York Giants	17	16	4	25.0	7	41.2	1	1	26.3
2)	San Francisco	13	12	7	58.3	11	84.6	0	3	19.3
3)	New Orleans	13	13	9	69.2	11	84.6	0	2	19.8
4)	Detroit	5	4	2	50.0	4	80.0	0	1	20.3
5)	Atlanta	1	1	0	0.0	1	100.0	0	0	25.0
6)	Green Bay	5	3	3	100.0	3	60.0	0	0	20.0
	Totals	54	49	25	51.0	37	75.5	1	7	22.0

Note: Average team drive start DOES NOT include onside kicks or kickoffs at the end of a half unless either kickoff is returned for a touchdown. All other kickoffs (returned kickoffs, fair catches, touchback and kickoffs out of bounds) are included. Kickoffs resulting in the kicking team retaining possession are not included.

ADJ KO: Adjusted kickoffs are used to compute the Avg. Team Drive Start.

I20: The number of drives that start inside (not including) the 20 yd line.

POSTSEASON / WEEK 20 / THROUGH SUNDAY, JANUARY 22, 2012

NFL / KICKOFFS (Receiving Team)

Rank	Team	TotKO	AdjKO	TB	TB%	EZ	EZ%	OB	I20	Avg.Start
1)	Baltimore	10	10	8	80.0	9	90.0	0	0	20.5
2)	Houston	8	8	4	50.0	7	87.5	0	0	26.9
3)	New England	8	7	4	57.1	7	87.5	0	0	26.0
4)	New York Giants	11	9	7	77.8	8	72.7	0	0	21.8
5)	Pittsburgh	6	6	6	100.0	6	100.0	0	0	20.0
6)	Atlanta	6	6	2	33.3	4	66.7	0	1	24.3
7)	Cincinnati	6	6	5	83.3	6	100.0	0	1	19.3
8)	Detroit	7	7	5	71.4	6	85.7	0	1	19.1
9)	San Francisco	10	9	4	44.4	5	50.0	0	1	23.7
10)	Denver	15	15	10	66.7	13	86.7	0	3	19.7
11)	New Orleans	13	11	5	45.5	11	84.6	0	4	18.4
12)	Green Bay	7	7	2	28.6	3	42.9	1	0	26.4
	Totals	107	101	62	61.4	85	84.2	1	11	21.9

NFL / KICKOFFS (Kicking Team)

Rank	Team	TotKO	AdjKO	TB	TB%	EZ	EZ%	OB	I20	Avg.Start
1)	New York Giants	17	16	4	25.0	7	41.2	1	1	26.3
2)	San Francisco	13	12	7	58.3	11	84.6	0	3	19.3
3)	New England	14	14	9	64.3	11	78.6	0	2	20.1
4)	New Orleans	13	13	9	69.2	11	84.6	0	2	19.8
5)	Detroit	5	4	2	50.0	4	80.0	0	1	20.3
6)	Houston	10	10	8	80.0	10	100.0	0	1	19.9
7)	Pittsburgh	7	7	6	85.7	7	100.0	0	1	19.3
8)	Atlanta	1	1	0	0.0	1	100.0	0	0	25.0
9)	Baltimore	10	9	3	33.3	9	90.0	0	0	28.6
10)	Cincinnati	3	3	3	100.0	3	100.0	0	0	20.0
11)	Denver	9	9	8	88.9	8	88.9	0	0	22.2
12)	Green Bay	5	3	3	100.0	3	60.0	0	0	20.0
	Totals	107	101	62	61.4	85	84.2	1	11	21.9

Note: Average team drive start DOES NOT include onside kicks or kickoffs at the end of a half unless either kickoff is returned for a touchdown. All other kickoffs (returned kickoffs, fair catches, touchback and kickoffs out of bounds) are included. Kickoffs resulting in the kicking team retaining possession are not included.

ADJ KO: Adjusted kickoffs are used to compute the Avg. Team Drive Start.

I20: The number of drives that start inside (not including) the 20 yd line.

POSTSEASON / WEEK 20 / THROUGH SUNDAY, JANUARY 22, 2012

AFC / SINGLE-GAME HIGHS / PLAYERS

Most Points-- 18, R. Gronkowski, N.E. vs. Denv., 1/14, (3 td, 0 fg, 0 xp, 0 2pt)
Passing Yards-- 363, Brady, N.E. vs. Denv., 1/14, (26-34, 363, 6 td, 1 int)
Longest Pass-- 80, Tebow, Denv. vs. Pitt., 1/8 (OT), (to Thomas, Demaryius, td)
Longest Pass-- 61, Brady, N.E. vs. Denv., 1/14, (to Branch, Deion, td)
Passing Touchdowns-- 6, Brady, N.E. vs. Denv., 1/14, (26-34, 363, 6 td, 1 int)
Rushing Yards-- 153, Foster, Hou. vs. Cin., 1/7, (24-153, 2 td)
Rushing Attempts-- 27, Foster, Hou. at Balt., 1/15, (27-132, 1 td)
Longest Rush-- 43, Hernandez, N.E. vs. Denv., 1/14
Receptions-- 10, R. Gronkowski, N.E. vs. Denv., 1/14, (10-145, 3 td)
Receiving Yards-- 204, D. Thomas, Denv. vs. Pitt., 1/8 (OT), (4-204, 1 td)
Receiving Yards-- 145, R. Gronkowski, N.E. vs. Denv., 1/14, (10-145, 3 td)
Kickoff Return Yards-- 133, Manning, Hou. at Balt., 1/15, (4-133, 0 td)
Kickoff Returns-- 4, Willis, Denv. at N.E., 1/14, (4-68, 0 td)
Kickoff Returns-- 4, Manning, Hou. at Balt., 1/15, (4-133, 0 td)
Longest Kickoff Return-- 60, Manning, Hou. at Balt., 1/15
Punt Return Yards-- 28, Edelman, N.E. vs. Denv., 1/14, (2-28, 1 fc, 0 td)
Punt Returns-- 6, Jones, Hou. at Balt., 1/15, (6-4, 0 fc, 0 td)
Longest Punt Return-- 18, Royal, Denv. vs. Pitt., 1/8 (OT)
Longest Punt Return-- 15, Edelman, N.E. vs. Denv., 1/14
Interceptions-- 2, Webb, Balt. vs. Hou., 1/15, (2-1, 0 td)
Longest Interception Return-- 39, J. Smith, Balt. at N.E., 1/22
Sacks-- 2.5, Reed, Hou. at Balt., 1/15
Sacks-- 2.5, Watt, Hou. at Balt., 1/15
Scrimmage Yards-- 204, D. Thomas, Denv. vs. Pitt., 1/8 (OT), (Rush 0-0, Rec 4-204)
Scrimmage Yards-- 182, Foster, Hou. vs. Cin., 1/7, (Rush 24-153, Rec 3-29)
Longest Punt-- 64, Koch, Balt. vs. Hou., 1/15
Punts-- 9, Koch, Balt. vs. Hou., 1/15, (9-444, 49.3)
Field Goals Made-- 3, Prater, Denv. vs. Pitt., 1/8 (OT), (3-3, 35 lg)
Field Goals Made-- 3, Suisham, Pitt. at Denv., 1/8 (OT), (3-3, 45 lg)
Field Goals Made-- 3, Gostkowski, N.E. vs. Balt., 1/22, (3-3, 35 lg)
Longest Field Goal-- 48, Cundiff, Balt. vs. Hou., 1/15

NFC / SINGLE-GAME HIGHS / PLAYERS

Most Points-- 13, Tynes, NY-G at G.B., 1/15, (0 td, 3 fg, 4 xp, 0 2pt)
Passing Yards-- 466, Brees, N.O. vs. Det., 1/7, (33-43, 466, 3 td, 0 int)
Longest Pass-- 73, Ale. Smith, S.F. vs. NY-G, 1/22 (OT), (to Davis, Vernon, td)
Longest Pass-- 72, Manning, NY-G vs. Atl., 1/8, (to Nicks, Hakeem, td)
Passing Touchdowns-- 4, Brees, N.O. at S.F., 1/14, (40-63, 462, 4 td, 2 int)
Rushing Yards-- 92, Jacobs, NY-G vs. Atl., 1/8, (14-92, 0 td)
Rushing Attempts-- 20, Bradshaw, NY-G at S.F., 1/22 (OT), (20-74, 0 td)
Rushing Attempts-- 15, Turner, Atl. at NY-G, 1/8, (15-41, 0 td)
Longest Rush-- 42, Gore, S.F. vs. N.O., 1/14
Receptions-- 15, Sproles, N.O. at S.F., 1/14, (15-118, 1 td)
Receiving Yards-- 211, Johnson, Det. at N.O., 1/7, (12-211, 2 td)
Kickoff Return Yards-- 85, K. Williams, S.F. vs. NY-G, 1/22 (OT), (3-85, 0 td)
Kickoff Return Yards-- 83, Weems, Atl. at NY-G, 1/8, (4-83, 0 td)
Kickoff Returns-- 4, Weems, Atl. at NY-G, 1/8, (4-83, 0 td)
Longest Kickoff Return-- 40, K. Williams, S.F. vs. NY-G, 1/22 (OT)
Longest Kickoff Return-- 28, Sproles, N.O. vs. Det., 1/7
Punt Return Yards-- 70, K. Williams, S.F. vs. NY-G, 1/22 (OT), (8-70, 2 fc, 0 td)
Punt Return Yards-- 29, Sproles, N.O. at S.F., 1/14, (3-29, 1 fc, 0 td)
Punt Returns-- 8, K. Williams, S.F. vs. NY-G, 1/22 (OT), (8-70, 2 fc, 0 td)
Punt Returns-- 5, Blackmon, NY-G vs. Atl., 1/8, (5-28, 1 fc, 0 td)
Longest Punt Return-- 24, K. Williams, S.F. vs. NY-G, 1/22 (OT)
Longest Punt Return-- 16, Ginn, S.F. vs. N.O., 1/14
Longest Punt Return-- 16, Cobb, G.B. vs. NY-G, 1/15
Interceptions-- 2, Greer, N.O. vs. Det., 1/7, (2-17, 0 td)
Longest Interception Return-- 41, Goldson, S.F. vs. N.O., 1/14
Sacks-- 2.5, McDonald, S.F. vs. NY-G, 1/22 (OT)
Sacks-- 2.0, Boley, NY-G at G.B., 1/15
Sacks-- 2.0, Umenyiora, NY-G at G.B., 1/15
Scrimmage Yards-- 211, Johnson, Det. at N.O., 1/7, (Rush 0-0, Rec 12-211)
Longest Punt-- 63, Lee, S.F. vs. N.O., 1/14
Punts-- 12, Weatherford, NY-G at S.F., 1/22 (OT), (12-557, 46.4)
Punts-- 8, Lee, S.F. vs. N.O., 1/14, (8-396, 49.5)
Field Goals Made-- 3, Akers, S.F. vs. N.O., 1/14, (3-3, 41 lg)
Field Goals Made-- 3, Tynes, NY-G at G.B., 1/15, (3-4, 35 lg)
Longest Field Goal-- 48, Kasay, N.O. at S.F., 1/14

POSTSEASON / WEEK 20 / THROUGH SUNDAY, JANUARY 22, 2012

NFL / SINGLE-GAME HIGHS / PLAYERS

Most Points-- 18, R. Gronkowski, N.E. vs. Denv., 1/14, (3 td, 0 fg, 0 xp, 0 2pt)
Passing Yards-- 466, Brees, N.O. vs. Det., 1/7, (33-43, 466, 3 td, 0 int)
Longest Pass-- 80, Tebow, Denv. vs. Pitt., 1/8 (OT), (to Thomas, Demaryius, td)
Longest Pass-- 72, Manning, NY-G vs. Atl., 1/8, (to Nicks, Hakeem, td)
Passing Touchdowns-- 6, Brady, N.E. vs. Denv., 1/14, (26-34, 363, 6 td, 1 int)
Rushing Yards-- 153, Foster, Hou. vs. Cin., 1/7, (24-153, 2 td)
Rushing Attempts-- 27, Foster, Hou. at Balt., 1/15, (27-132, 1 td)
Longest Rush-- 43, Hernandez, N.E. vs. Denv., 1/14
Receptions-- 15, Sproles, N.O. at S.F., 1/14, (15-118, 1 td)
Receiving Yards-- 211, Johnson, Det. at N.O., 1/7, (12-211, 2 td)
Kickoff Return Yards-- 133, Manning, Hou. at Balt., 1/15, (4-133, 0 td)
Kickoff Returns-- 4, (3 times in Non-Overtime Games)
Longest Kickoff Return-- 60, Manning, Hou. at Balt., 1/15
Punt Return Yards-- 70, K. Williams, S.F. vs. NY-G, 1/22 (OT), (8-70, 2 fc, 0 td)
Punt Return Yards-- 29, Sproles, N.O. at S.F., 1/14, (3-29, 1 fc, 0 td)
Punt Returns-- 8, K. Williams, S.F. vs. NY-G, 1/22 (OT), (8-70, 2 fc, 0 td)
Punt Returns-- 6, Jones, Hou. at Balt., 1/15, (6-4, 0 fc, 0 td)
Longest Punt Return-- 24, K. Williams, S.F. vs. NY-G, 1/22 (OT)
Longest Punt Return-- 16, Ginn, S.F. vs. N.O., 1/14
Longest Punt Return-- 16, Cobb, G.B. vs. NY-G, 1/15
Interceptions-- 2, Greer, N.O. vs. Det., 1/7, (2-17, 0 td)
Interceptions-- 2, Webb, Balt. vs. Hou., 1/15, (2-1, 0 td)
Longest Interception Return-- 41, Goldson, S.F. vs. N.O., 1/14
Sacks-- 2.5, McDonald, S.F. vs. NY-G, 1/22 (OT)
Sacks-- 2.5, Reed, Hou. at Balt., 1/15
Sacks-- 2.5, Watt, Hou. at Balt., 1/15
Scrimmage Yards-- 211, Johnson, Det. at N.O., 1/7, (Rush 0-0, Rec 12-211)
Longest Punt-- 64, Koch, Balt. vs. Hou., 1/15
Punts-- 12, Weatherford, NY-G at S.F., 1/22 (OT), (12-557, 46.4)
Punts-- 9, Koch, Balt. vs. Hou., 1/15, (9-444, 49.3)
Field Goals Made-- 3, Prater, Denv. vs. Pitt., 1/8 (OT), (3-3, 35 lg)
Field Goals Made-- 3, Suisham, Pitt. at Denv., 1/8 (OT), (3-3, 45 lg)
Field Goals Made-- 3, (3 times in Non-Overtime Games)
Longest Field Goal-- 48, Kasay, N.O. at S.F., 1/14
Longest Field Goal-- 48, Cundiff, Balt. vs. Hou., 1/15

300-Yard Passing Games

466, Brees, NO vs. DET 01/07 (33-43, 3 TD)
462, Brees, NO at SF 01/14 (40-63, 4 TD)
380, Stafford, DET at NO 01/07 (28-43, 3 TD)
363, Brady, NE vs. DEN 01/14 (26-34, 6 TD)
330, Manning, NYG at GB 01/15 (21-33, 3 TD)
316, Manning, NYG at SF 01/22 (ot) (32-58, 2 TD)
316, Tebow, DEN vs. PIT 01/08 (ot) (10-21, 2 TD)
306, Flacco, BAL at NE 01/22 (22-36, 2 TD)

100-Yard Receiving Games

211, Johnson, DET at NO 01/07 (12 rec., 2 TD)
204, D. Thomas, DEN vs. PIT 01/08 (ot) (4 rec., 1 TD)
180, V. Davis, SF vs. NO 01/14 (7 rec., 2 TD)
165, Nicks, NYG at GB 01/15 (7 rec., 2 TD)
145, R. Gronkowski, NE vs. DEN 01/14 (10 rec., 3 TD)
142, Cruz, NYG at SF 01/22 (ot) (10 rec., 0 TD)
136, Colston, NO at SF 01/14 (9 rec., 1 TD)
120, Colston, NO vs. DET 01/07 (7 rec., 0 TD)
118, Sproles, NO at SF 01/14 (15 rec., 1 TD)
115, Nicks, NYG vs. ATL 01/08 (6 rec., 2 TD)
112, V. Davis, SF vs. NYG 01/22 (ot) (3 rec., 2 TD)
111, Meachem, NO vs. DET 01/07 (4 rec., 1 TD)
111, A. Johnson, HOU at BAL 01/15 (8 rec., 0 TD)
103, Graham, NO at SF 01/14 (5 rec., 2 TD)
101, Boldin, BAL at NE 01/22 (6 rec., 0 TD)

100-Yard Rushing Games

153, Foster, HOU vs. CIN 01/07 (24 att., 2 TD)
132, Foster, HOU at BAL 01/15 (27 att., 1 TD)
121, Redman, PIT at DEN 01/08 (ot) (17 att., 0 TD)

POSTSEASON / WEEK 20 / THROUGH SUNDAY, JANUARY 22, 2012

AFC / LEADING PASSERS

Player, Team	Att	Comp	Pct Comp	Yds	Avg Gain	TD	Pct TD	Long	Int	Pct Int	Rating Points
Brady, N.E.	70	48	68.6	602	8.60	6	8.6	61t	3	4.3	105.8
Flacco, Bal.	63	36	57.1	482	7.65	4	6.3	42	1	1.6	96.1
Tebow, Den.	47	19	40.4	452	9.62	2	4.3	80t	0	0.0	90.0
Roethlisberger, Pit.	40	22	55.0	289	7.22	1	2.5	33	1	2.5	75.9
*Yates, Hou.	55	28	50.9	343	6.24	1	1.8	40t	3	5.5	53.8
*Dalton, Cin.	42	27	64.3	257	6.12	0	0.0	36	3	7.1	51.4

AFC / LEADING PASSERS, RANKS

Player, Team	Att	Comp	Pct Comp	Yds	Avg Gain	TD	Pct TD	Long	Int	Pct Int	Rating Points
Brady, N.E.	1	1	1	1	2	1	1		4t	4	1
Flacco, Bal.	2	2	3	2	3	2	2		2t	2	2
Tebow, Den.	4	6	6	3	1	3	3		1	1	3
Roethlisberger, Pit.	6	5	4	5	4	4t	4		2t	3	4
*Yates, Hou.	3	3	5	4	5	4t	5		4t	5	5
*Dalton, Cin.	5	4	2	6	6	6	6		4t	6	6

NFC / LEADING PASSERS

Player, Team	Att	Comp	Pct Comp	Yds	Avg Gain	TD	Pct TD	Long	Int	Pct Int	Rating Points
Brees, N.O.	106	73	68.9	928	8.75	7	6.6	66t	2	1.9	110.1
Manning, NY-G	123	76	61.8	923	7.50	8	6.5	72t	1	0.8	103.1
Ale. Smith, S.F.	68	36	52.9	495	7.28	5	7.4	73t	0	0.0	101.0
Stafford, Det.	43	28	65.1	380	8.84	3	7.0	42	2	4.7	97.0
Rodgers, G.B.	46	26	56.5	264	5.74	2	4.3	21	1	2.2	78.5
Ryan, Atl.	41	24	58.5	199	4.85	0	0.0	21	0	0.0	71.1

NFC / LEADING PASSERS, RANKS

Player, Team	Att	Comp	Pct Comp	Yds	Avg Gain	TD	Pct TD	Long	Int	Pct Int	Rating Points
Brees, N.O.	2	2	1	1	2	2	3		5t	4	1
Manning, NY-G	1	1	3	2	3	1	4		3t	3	2
Ale. Smith, S.F.	3	3	6	3	4	3	1		1t	1t	3
Stafford, Det.	5	4	2	4	1	4	2		5t	6	4
Rodgers, G.B.	4	5	5	5	5	5	5		3t	5	5
Ryan, Atl.	6	6	4	6	6	6	6		1t	1t	6

NFL / LEADING PASSERS

Player, Team	Att	Comp	Pct Comp	Yds	Avg Gain	TD	Pct TD	Long	Int	Pct Int	Rating Points
Brees, N.O.	106	73	68.9	928	8.75	7	6.6	66t	2	1.9	110.1
Brady, N.E.	70	48	68.6	602	8.60	6	8.6	61t	3	4.3	105.8
Manning, NY-G	123	76	61.8	923	7.50	8	6.5	72t	1	0.8	103.1
Ale. Smith, S.F.	68	36	52.9	495	7.28	5	7.4	73t	0	0.0	101.0
Stafford, Det.	43	28	65.1	380	8.84	3	7.0	42	2	4.7	97.0
Flacco, Bal.	63	36	57.1	482	7.65	4	6.3	42	1	1.6	96.1
Tebow, Den.	47	19	40.4	452	9.62	2	4.3	80t	0	0.0	90.0
Rodgers, G.B.	46	26	56.5	264	5.74	2	4.3	21	1	2.2	78.5
Roethlisberger, Pit.	40	22	55.0	289	7.22	1	2.5	33	1	2.5	75.9
Ryan, Atl.	41	24	58.5	199	4.85	0	0.0	21	0	0.0	71.1
*Yates, Hou.	55	28	50.9	343	6.24	1	1.8	40t	3	5.5	53.8
*Dalton, Cin.	42	27	64.3	257	6.12	0	0.0	36	3	7.1	51.4

NFL / LEADING PASSERS, RANKS

Player, Team	Att	Comp	Pct Comp	Yds	Avg Gain	TD	Pct TD	Long	Int	Pct Int	Rating Points
Brees, N.O.	2	2	1	1	3	2	4		8t	6	1
Brady, N.E.	3	3	2	3	4	3	1		10t	9	2
Manning, NY-G	1	1	5	2	6	1	5		4t	4	3
Ale. Smith, S.F.	4	4t	10	4	7	4	2		1t	1t	4
Stafford, Det.	9	6t	3	7	2	6	3		8t	10	5
Flacco, Bal.	5	4t	7	5	5	5	6		4t	5	6
Tebow, Den.	7	12	12	6	1	7t	8		1t	1t	7
Rodgers, G.B.	8	9	8	10	11	7t	7		4t	7	8
Roethlisberger, Pit.	12	11	9	9	8	9t	9		4t	8	9
Ryan, Atl.	11	10	6	12	12	11t	11t		1t	1t	10
*Yates, Hou.	6	6t	11	8	9	9t	10		10t	11	11
*Dalton, Cin.	10	8	4	11	10	11t	11t		10t	12	12

POSTSEASON / WEEK 20 / THROUGH SUNDAY, JANUARY 22, 2012

AFC / FOURTH-QUARTER PASSING LEADERS

Rank	Player, Team	Att	Comp	Comp%	Yards	YPA	TD	TD%	Int	Int%	Rating
1)	Roethlisberger, Pit.	11	7	63.6	122	11.09	1	9.1	0	0.0	131.6
2)	Tebow, Den.	16	6	37.5	107	6.69	0	0.0	0	0.0	61.2
3)	Flacco, Bal.	21	12	57.1	123	5.86	0	0.0	1	4.8	54.3
4)	Brady, N.E.	8	5	62.5	62	7.75	0	0.0	1	12.5	46.9
5)	*Yates, Hou.	13	7	53.8	65	5.00	0	0.0	2	15.4	28.2
6)	*Dalton, Cin.	17	9	52.9	75	4.41	0	0.0	2	11.8	25.0

NFC / FOURTH-QUARTER PASSING LEADERS

Rank	Player, Team	Att	Comp	Comp%	Yards	YPA	TD	TD%	Int	Int%	Rating
1)	Brees, N.O.	29	18	62.1	328	11.31	3	10.3	0	0.0	135.4
2)	Manning, NY-G	31	22	71.0	221	7.13	3	9.7	0	0.0	123.2
3)	Ale. Smith, S.F.	22	13	59.1	179	8.14	1	4.5	0	0.0	100.4
4)	Stafford, Det.	12	8	66.7	92	7.67	1	8.3	2	16.7	77.8
5)	Rodgers, G.B.	16	10	62.5	92	5.75	1	6.3	1	6.3	72.9
6)	Ryan, Atl.	12	6	50.0	47	3.92	0	0.0	0	0.0	60.1

NFL / FOURTH-QUARTER PASSING LEADERS

Rank	Player, Team	Att	Comp	Comp%	Yards	YPA	TD	TD%	Int	Int%	Rating
1)	Brees, N.O.	29	18	62.1	328	11.31	3	10.3	0	0.0	135.4
2)	Roethlisberger, Pit.	11	7	63.6	122	11.09	1	9.1	0	0.0	131.6
3)	Manning, NY-G	31	22	71.0	221	7.13	3	9.7	0	0.0	123.2
4)	Ale. Smith, S.F.	22	13	59.1	179	8.14	1	4.5	0	0.0	100.4
5)	Stafford, Det.	12	8	66.7	92	7.67	1	8.3	2	16.7	77.8
6)	Rodgers, G.B.	16	10	62.5	92	5.75	1	6.3	1	6.3	72.9
7)	Tebow, Den.	16	6	37.5	107	6.69	0	0.0	0	0.0	61.2
8)	Ryan, Atl.	12	6	50.0	47	3.92	0	0.0	0	0.0	60.1
9)	Flacco, Bal.	21	12	57.1	123	5.86	0	0.0	1	4.8	54.3
10)	Brady, N.E.	8	5	62.5	62	7.75	0	0.0	1	12.5	46.9
11)	*Yates, Hou.	13	7	53.8	65	5.00	0	0.0	2	15.4	28.2
12)	*Dalton, Cin.	17	9	52.9	75	4.41	0	0.0	2	11.8	25.0

AFC / THIRD-DOWN PASSING LEADERS

Rank	Player, Team	Att	Comp	Comp%	Yards	YPA	TD	TD%	Int	Int%	Rating
1)	Flacco, Bal.	20	14	70.0	207	10.35	2	10.0	0	0.0	136.9
2)	Brady, N.E.	14	8	57.1	97	6.93	1	7.1	0	0.0	102.4
3)	*Dalton, Cin.	8	6	75.0	56	7.00	0	0.0	0	0.0	93.8
4)	Tebow, Den.	18	7	38.9	128	7.11	0	0.0	0	0.0	64.1
5)	*Yates, Hou.	19	8	42.1	98	5.16	0	0.0	1	5.3	36.7
6)	Roethlisberger, Pit.	11	6	54.5	50	4.55	0	0.0	1	9.1	28.6

NFC / THIRD-DOWN PASSING LEADERS

Rank	Player, Team	Att	Comp	Comp%	Yards	YPA	TD	TD%	Int	Int%	Rating
1)	Stafford, Det.	8	6	75.0	70	8.75	1	12.5	0	0.0	140.6
2)	Ale. Smith, S.F.	18	10	55.6	86	4.78	2	11.1	0	0.0	105.3
3)	Manning, NY-G	39	24	61.5	398	10.21	2	5.1	1	2.6	102.3
4)	Brees, N.O.	18	11	61.1	124	6.89	1	5.6	1	5.6	77.1
5)	Ryan, Atl.	12	7	58.3	66	5.50	0	0.0	0	0.0	73.6
6)	Rodgers, G.B.	8	3	37.5	39	4.88	0	0.0	1	12.5	14.1

NFL / THIRD-DOWN PASSING LEADERS

Rank	Player, Team	Att	Comp	Comp%	Yards	YPA	TD	TD%	Int	Int%	Rating
1)	Stafford, Det.	8	6	75.0	70	8.75	1	12.5	0	0.0	140.6
2)	Flacco, Bal.	20	14	70.0	207	10.35	2	10.0	0	0.0	136.9
3)	Ale. Smith, S.F.	18	10	55.6	86	4.78	2	11.1	0	0.0	105.3
4)	Brady, N.E.	14	8	57.1	97	6.93	1	7.1	0	0.0	102.4
5)	Manning, NY-G	39	24	61.5	398	10.21	2	5.1	1	2.6	102.3
6)	*Dalton, Cin.	8	6	75.0	56	7.00	0	0.0	0	0.0	93.8
7)	Brees, N.O.	18	11	61.1	124	6.89	1	5.6	1	5.6	77.1
8)	Ryan, Atl.	12	7	58.3	66	5.50	0	0.0	0	0.0	73.6
9)	Tebow, Den.	18	7	38.9	128	7.11	0	0.0	0	0.0	64.1
10)	*Yates, Hou.	19	8	42.1	98	5.16	0	0.0	1	5.3	36.7
11)	Roethlisberger, Pit.	11	6	54.5	50	4.55	0	0.0	1	9.1	28.6
12)	Rodgers, G.B.	8	3	37.5	39	4.88	0	0.0	1	12.5	14.1

POSTSEASON / WEEK 20 / THROUGH SUNDAY, JANUARY 22, 2012

AFC / LEADING RUSHERS

Rank	Player, Team	Att	Yards	Avg	Long	TD
1)	Foster, Hou.	51	285	5.6	42t	3
2)	McGahee, Den.	36	137	3.8	19	1
3)	Rice, Bal.	42	127	3.0	12	0
4)	Redman, Pit.	17	121	7.1	32	0
5)	Green-Ellis, N.E.	28	96	3.4	13	1
6)	Hernandez, N.E. (TE)	8	70	8.8	43	0
7)	Tebow, Den. (QB)	15	63	4.2	14	1
8)	Ball, Den.	17	55	3.2	13	0
9)	R. Williams, Bal.	12	49	4.1	9	0
10)	Woodhead, N.E.	10	43	4.3	11	0
11)	Tate, Hou.	9	37	4.1	9	0
12)	Leonard, Cin.	3	34	11.3	19	0
13)	Flacco, Bal. (QB)	6	26	4.3	14	0
14)	*Ridley, N.E.	4	21	5.3	11	0
15)	A. Brown, Pit. (WR)	1	18	18.0	18	0
16)	*Dalton, Cin. (QB)	3	17	5.7	15	0
17)	Roethlisberger, Pit. (QB)	3	15	5.0	9	0
18)	Benson, Cin.	7	14	2.0	7	1
19)	Scott, Cin.	6	11	1.8	4	0
20t)	Brady, N.E. (QB)	9	10	1.1	4	1
20t)	J. Johnson, Den.	4	10	2.5	6	0
22)	Decker, Den. (WR)	1	9	9.0	9	0
23)	Polite, N.E.	1	3	3.0	3	0
24t)	*Clay, Pit.	1	1	1.0	1	0
24t)	Leach, Bal.	2	1	0.5	1	0
24t)	Royal, Den. (WR)	1	1	1.0	1	0
24t)	Wallace, Pit. (WR)	1	1	1.0	1t	1

NFC / LEADING RUSHERS

Rank	Player, Team	Att	Yards	Avg	Long	TD
1)	Bradshaw, NY-G	46	200	4.3	30	0
2)	Gore, S.F.	29	163	5.6	42	0
3)	Jacobs, NY-G	28	127	4.5	34	1
4)	P. Thomas, N.O.	9	72	8.0	31	1
5t)	Ivory, N.O.	22	70	3.2	19	0
5t)	Ale. Smith, S.F. (QB)	7	70	10.0	28t	1
7)	Rodgers, G.B. (QB)	7	66	9.4	16	0
8t)	*Hunter, S.F.	10	54	5.4	18	0
8t)	Sproles, N.O.	13	54	4.2	17t	2
10)	Starks, G.B.	6	43	7.2	29	0
11)	Turner, Atl.	15	41	2.7	10	0
12)	Grant, G.B.	8	33	4.1	19	0
13t)	Manning, NY-G (QB)	7	21	3.0	14	0
13t)	K. Smith, Det.	6	21	3.5	9	0
15)	*Jones, Atl. (WR)	1	13	13.0	13	0
16)	*T. Young, Det. (WR)	1	8	8.0	8	0
17)	Snelling, Atl.	2	7	3.5	6	0
18t)	Brees, N.O. (QB)	5	4	0.8	5	0
18t)	Henderson, N.O. (WR)	1	4	4.0	4	0
18t)	Ware, NY-G	3	4	1.3	4	0
21t)	Dixon, S.F.	3	3	1.0	3	0
21t)	Ginn, S.F. (WR)	1	3	3.0	3	0
21t)	Ryan, Atl. (QB)	3	3	1.0	3	0
21t)	*Saine, G.B.	1	3	3.0	3	0
25t)	Burleson, Det. (WR)	1	2	2.0	2	0
25t)	Kuhn, G.B.	1	2	2.0	2	0
27)	Stafford, Det. (QB)	2	1	0.5	1t	1

POSTSEASON / WEEK 20 / THROUGH SUNDAY, JANUARY 22, 2012

NFL / LEADING RUSHERS

Rank	Player, Team	Att	Yards	Avg	Long	TD
1)	Foster, Hou.	51	285	5.6	42t	3
2)	Bradshaw, NY-G	46	200	4.3	30	0
3)	Gore, S.F.	29	163	5.6	42	0
4)	McGahee, Den.	36	137	3.8	19	1
5t)	Jacobs, NY-G	28	127	4.5	34	1
5t)	Rice, Bal.	42	127	3.0	12	0
7)	Redman, Pit.	17	121	7.1	32	0
8)	Green-Ellis, N.E.	28	96	3.4	13	1
9)	P. Thomas, N.O.	9	72	8.0	31	1
10t)	Hernandez, N.E. (TE)	8	70	8.8	43	0
10t)	Ivory, N.O.	22	70	3.2	19	0
10t)	Ale. Smith, S.F. (QB)	7	70	10.0	28t	1
13)	Rodgers, G.B. (QB)	7	66	9.4	16	0
14)	Tebow, Den. (QB)	15	63	4.2	14	1
15)	Ball, Den.	17	55	3.2	13	0
16t)	*Hunter, S.F.	10	54	5.4	18	0
16t)	Sproles, N.O.	13	54	4.2	17t	2
18)	R. Williams, Bal.	12	49	4.1	9	0
19t)	Starks, G.B.	6	43	7.2	29	0
19t)	Woodhead, N.E.	10	43	4.3	11	0
21)	Turner, Atl.	15	41	2.7	10	0
22)	Tate, Hou.	9	37	4.1	9	0
23)	Leonard, Cin.	3	34	11.3	19	0
24)	Grant, G.B.	8	33	4.1	19	0
25)	Flacco, Bal. (QB)	6	26	4.3	14	0
26t)	Manning, NY-G (QB)	7	21	3.0	14	0
26t)	*Ridley, N.E.	4	21	5.3	11	0
26t)	K. Smith, Det.	6	21	3.5	9	0
29)	A. Brown, Pit. (WR)	1	18	18.0	18	0
30)	*Dalton, Cin. (QB)	3	17	5.7	15	0
31)	Roethlisberger, Pit. (QB)	3	15	5.0	9	0
32)	Benson, Cin.	7	14	2.0	7	1
33)	*Jones, Atl. (WR)	1	13	13.0	13	0
34)	Scott, Cin.	6	11	1.8	4	0
35t)	Brady, N.E. (QB)	9	10	1.1	4	1
35t)	J. Johnson, Den.	4	10	2.5	6	0
37)	Decker, Den. (WR)	1	9	9.0	9	0
38)	*T. Young, Det. (WR)	1	8	8.0	8	0
39)	Snelling, Atl.	2	7	3.5	6	0
40t)	Brees, N.O. (QB)	5	4	0.8	5	0
40t)	Henderson, N.O. (WR)	1	4	4.0	4	0
40t)	Ware, NY-G	3	4	1.3	4	0
43t)	Dixon, S.F.	3	3	1.0	3	0
43t)	Ginn, S.F. (WR)	1	3	3.0	3	0
43t)	Polite, N.E.	1	3	3.0	3	0
43t)	Ryan, Atl. (QB)	3	3	1.0	3	0
43t)	*Saine, G.B.	1	3	3.0	3	0
48t)	Burleson, Det. (WR)	1	2	2.0	2	0
48t)	Kuhn, G.B.	1	2	2.0	2	0
50t)	*Clay, Pit.	1	1	1.0	1	0
50t)	Leach, Bal.	2	1	0.5	1	0
50t)	Royal, Den. (WR)	1	1	1.0	1	0
50t)	Stafford, Det. (QB)	2	1	0.5	1t	1
50t)	Wallace, Pit. (WR)	1	1	1.0	1t	1

POSTSEASON / WEEK 20 / THROUGH SUNDAY, JANUARY 22, 2012

AFC / THIRD-AND-ONE RUSHING LEADERS

Rank	Player, Team	Att	FD	Pct
1t)	Redman, Pit.	3	3	100.0
1t)	*Dalton, Cin.	1	1	100.0
1t)	McGahee, Den.	1	1	100.0
1t)	Rice, Bal.	1	1	100.0
1t)	Scott, Cin.	1	1	100.0
1t)	Tate, Hou.	1	1	100.0
1t)	R. Williams, Bal.	1	1	100.0
8)	Foster, Hou.	2	1	50.0

NFC / THIRD-AND-ONE RUSHING LEADERS

Rank	Player, Team	Att	FD	Pct
1t)	Sproles, N.O.	2	2	100.0
1t)	Bradshaw, NY-G	1	1	100.0
1t)	Burleson, Det.	1	1	100.0
1t)	Gore, S.F.	1	1	100.0
1t)	Stafford, Det.	1	1	100.0
6)	Ivory, N.O.	2	1	50.0

NFL / THIRD-AND-ONE RUSHING LEADERS

Rank	Player, Team	Att	FD	Pct
1t)	Redman, Pit.	3	3	100.0
1t)	Sproles, N.O.	2	2	100.0
1t)	Bradshaw, NY-G	1	1	100.0
1t)	Burleson, Det.	1	1	100.0
1t)	*Dalton, Cin.	1	1	100.0
1t)	Gore, S.F.	1	1	100.0
1t)	McGahee, Den.	1	1	100.0
1t)	Rice, Bal.	1	1	100.0
1t)	Scott, Cin.	1	1	100.0
1t)	Stafford, Det.	1	1	100.0
1t)	Tate, Hou.	1	1	100.0
1t)	R. Williams, Bal.	1	1	100.0
13t)	Foster, Hou.	2	1	50.0
13t)	Ivory, N.O.	2	1	50.0

POSTSEASON / WEEK 20 / THROUGH SUNDAY, JANUARY 22, 2012

AFC / LEADERS IN RECEPTIONS

Rank	Player, Team	Rec	Yards	Avg	Long	TD
1)	R. Gronkowski, N.E. (TE)	15	232	15.5	28	3
2)	A. Johnson, Hou.	13	201	15.5	40t	1
3)	Welker, N.E.	12	108	9.0	17	1
4)	Hernandez, N.E. (TE)	11	121	11.0	20	1
5t)	D. Thomas, Den.	10	297	29.7	80t	1
5t)	Boldin, Bal.	10	174	17.4	37	1
7)	Foster, Hou. (RB)	8	51	6.4	16	0
8)	Pitta, Bal. (TE)	7	70	10.0	16	1
9t)	Sanders, Pit.	6	81	13.5	18	0
9t)	Leonard, Cin. (RB)	6	36	6.0	16	0
11t)	Branch, N.E.	5	103	20.6	61t	1
11t)	Royal, Den.	5	74	14.8	30t	1
11t)	A. Brown, Pit.	5	70	14.0	25	0
11t)	Miller, Pit. (TE)	5	60	12.0	33	0
11t)	*Green, Cin.	5	47	9.4	21	0
11t)	Gresham, Cin. (TE)	5	46	9.2	16	0
11t)	Rice, Bal. (RB)	5	31	6.2	20	0
18t)	*T. Smith, Bal.	4	91	22.8	42	1
18t)	Evans, Bal.	4	69	17.3	30	0
18t)	Daniels, Hou. (TE)	4	55	13.8	21	0
21t)	Dickson, Bal. (TE)	3	37	12.3	16	0
21t)	Walter, Hou.	3	36	12.0	19	0
21t)	Simpson, Cin.	3	33	11.0	16	0
21t)	Scott, Cin. (RB)	3	29	9.7	11	0
21t)	Wallace, Pit.	3	26	8.7	17	0
26t)	Fells, Den. (TE)	2	57	28.5	40	0
26t)	*Whalen, Cin.	2	24	12.0	20	0
26t)	Redman, Pit. (RB)	2	21	10.5	12	0
26t)	Edelman, N.E.	2	19	9.5	11	0
26t)	Leach, Bal. (RB)	2	9	4.5	6	0
31t)	Lee, Cin. (TE)	1	36	36.0	36	0
31t)	Cotchery, Pit.	1	31	31.0	31t	1
31t)	Willis, Den.	1	18	18.0	18	0
31t)	Green-Ellis, N.E. (RB)	1	8	8.0	8	0
31t)	Hawkins, Cin.	1	8	8.0	8	0
31t)	Woodhead, N.E. (RB)	1	7	7.0	7	0
31t)	Ball, Den. (RB)	1	6	6.0	6	0
31t)	*Ridley, N.E. (RB)	1	4	4.0	4	0
31t)	Benson, Cin. (RB)	1	-2	-2.0	-2	0
31t)	Wilson, Bal. (TE)	1	1	1.0	1t	1

POSTSEASON / WEEK 20 / THROUGH SUNDAY, JANUARY 22, 2012

NFC / LEADERS IN RECEPTIONS

Rank	Player, Team	Rec	Yards	Avg	Long	TD
1)	Sproles, N.O. (RB)	19	152	8.0	44t	1
2)	Nicks, NY-G	18	335	18.6	72t	4
3)	Cruz, NY-G	17	244	14.4	36	0
4)	Colston, N.O.	16	256	16.0	40	1
5)	Bradshaw, NY-G (RB)	14	95	6.8	30	0
6)	Gore, S.F. (RB)	13	83	6.4	24	0
7t)	Johnson, Det.	12	211	17.6	42	2
7t)	Graham, N.O. (TE)	12	158	13.2	66t	3
9)	V. Davis, S.F. (TE)	10	292	29.2	73t	4
10)	Manningham, NY-G	8	116	14.5	27t	3
11t)	Meachem, N.O.	7	130	18.6	56t	1
11t)	*Jones, Atl.	7	64	9.1	20	0
11t)	P. Thomas, N.O. (RB)	7	60	8.6	14	0
11t)	Beckum, NY-G (TE)	7	45	6.4	12	0
15)	Henderson, N.O.	6	113	18.8	41t	1
16t)	White, Atl.	5	52	10.4	21	0
16t)	Crabtree, S.F.	5	28	5.6	9	1
18t)	Burleson, Det.	4	50	12.5	21	0
18t)	Pettigrew, Det. (TE)	4	49	12.3	22	0
18t)	Gonzalez, Atl. (TE)	4	44	11.0	16	0
18t)	G. Jennings, G.B.	4	40	10.0	14	0
18t)	Finley, G.B. (TE)	4	37	9.3	19	0
18t)	*T. Young, Det.	4	33	8.3	15	0
18t)	Starks, G.B. (RB)	4	24	6.0	12	0
18t)	*Rodgers, Atl. (RB)	4	18	4.5	8	0
18t)	Jacobs, NY-G (RB)	4	16	4.0	5	0
27t)	Driver, G.B.	3	45	15.0	16t	1
27t)	Nelson, G.B.	3	39	13.0	17	0
27t)	*Cobb, G.B.	3	38	12.7	21	0
27t)	Ballard, NY-G (TE)	3	33	11.0	17	0
27t)	Collins, N.O. (RB)	3	28	9.3	15	0
27t)	*Hynoski, NY-G (RB)	3	20	6.7	10	0
27t)	Grant, G.B. (RB)	3	17	5.7	10	0
34t)	Walker, S.F. (TE)	2	36	18.0	29	0
34t)	Arrington, N.O.	2	21	10.5	14	0
34t)	K. Smith, Det. (RB)	2	20	10.0	13	0
34t)	K. Williams, S.F.	2	12	6.0	6	0
34t)	Snelling, Atl. (RB)	2	9	4.5	6	0
39t)	Ja. Jones, G.B.	1	16	16.0	16	0
39t)	*Miller, S.F. (RB)	1	16	16.0	16	0
39t)	*Hunter, S.F. (RB)	1	13	13.0	13	0
39t)	Ware, NY-G (RB)	1	13	13.0	13	0
39t)	Ginn, S.F.	1	11	11.0	11	0
39t)	Heller, Det. (TE)	1	10	10.0	10t	1
39t)	*Higgins, N.O. (TE)	1	10	10.0	10	0
39t)	Kuhn, G.B. (RB)	1	8	8.0	8t	1
39t)	Douglas, Atl.	1	7	7.0	7	0
39t)	Scheffler, Det. (TE)	1	7	7.0	7	0
39t)	Pascoe, NY-G (TE)	1	6	6.0	6t	1
39t)	Turner, Atl. (RB)	1	5	5.0	5	0
39t)	Peelle, S.F. (TE)	1	4	4.0	4	0

POSTSEASON / WEEK 20 / THROUGH SUNDAY, JANUARY 22, 2012

NFL / LEADERS IN RECEPTIONS

Rank	Player, Team	Rec	Yards	Avg	Long	TD
1)	Sproles, N.O. (RB)	19	152	8.0	44t	1
2)	Nicks, NY-G	18	335	18.6	72t	4
3)	Cruz, NY-G	17	244	14.4	36	0
4)	Colston, N.O.	16	256	16.0	40	1
5)	R. Gronkowski, N.E. (TE)	15	232	15.5	28	3
6)	Bradshaw, NY-G (RB)	14	95	6.8	30	0
7t)	A. Johnson, Hou.	13	201	15.5	40t	1
7t)	Gore, S.F. (RB)	13	83	6.4	24	0
9t)	Johnson, Det.	12	211	17.6	42	2
9t)	Graham, N.O. (TE)	12	158	13.2	66t	3
9t)	Welker, N.E.	12	108	9.0	17	1
12)	Hernandez, N.E. (TE)	11	121	11.0	20	1
13t)	D. Thomas, Den.	10	297	29.7	80t	1
13t)	V. Davis, S.F. (TE)	10	292	29.2	73t	4
13t)	Boldin, Bal.	10	174	17.4	37	1
16t)	Manningham, NY-G	8	116	14.5	27t	3
16t)	Foster, Hou. (RB)	8	51	6.4	16	0
18t)	Meachem, N.O.	7	130	18.6	56t	1
18t)	Pitta, Bal. (TE)	7	70	10.0	16	1
18t)	*Jones, Atl.	7	64	9.1	20	0
18t)	P. Thomas, N.O. (RB)	7	60	8.6	14	0
18t)	Beckum, NY-G (TE)	7	45	6.4	12	0
23t)	Henderson, N.O.	6	113	18.8	41t	1
23t)	Sanders, Pit.	6	81	13.5	18	0
23t)	Leonard, Cin. (RB)	6	36	6.0	16	0
26t)	Branch, N.E.	5	103	20.6	61t	1
26t)	Royal, Den.	5	74	14.8	30t	1
26t)	A. Brown, Pit.	5	70	14.0	25	0
26t)	Miller, Pit. (TE)	5	60	12.0	33	0
26t)	White, Atl.	5	52	10.4	21	0
26t)	*Green, Cin.	5	47	9.4	21	0
26t)	Gresham, Cin. (TE)	5	46	9.2	16	0
26t)	Rice, Bal. (RB)	5	31	6.2	20	0
26t)	Crabtree, S.F.	5	28	5.6	9	1
35t)	*T. Smith, Bal.	4	91	22.8	42	1
35t)	Evans, Bal.	4	69	17.3	30	0
35t)	Daniels, Hou. (TE)	4	55	13.8	21	0
35t)	Burleson, Det.	4	50	12.5	21	0
35t)	Pettigrew, Det. (TE)	4	49	12.3	22	0
35t)	Gonzalez, Atl. (TE)	4	44	11.0	16	0
35t)	G. Jennings, G.B.	4	40	10.0	14	0
35t)	Finley, G.B. (TE)	4	37	9.3	19	0
35t)	*T. Young, Det.	4	33	8.3	15	0
35t)	Starks, G.B. (RB)	4	24	6.0	12	0
35t)	*Rodgers, Atl. (RB)	4	18	4.5	8	0
35t)	Jacobs, NY-G (RB)	4	16	4.0	5	0
47t)	Driver, G.B.	3	45	15.0	16t	1
47t)	Nelson, G.B.	3	39	13.0	17	0
47t)	*Cobb, G.B.	3	38	12.7	21	0
47t)	Dickson, Bal. (TE)	3	37	12.3	16	0
47t)	Walter, Hou.	3	36	12.0	19	0
47t)	Ballard, NY-G (TE)	3	33	11.0	17	0
47t)	Simpson, Cin.	3	33	11.0	16	0
47t)	Scott, Cin. (RB)	3	29	9.7	11	0
47t)	Collins, N.O. (RB)	3	28	9.3	15	0
47t)	Wallace, Pit.	3	26	8.7	17	0
47t)	*Hynoski, NY-G (RB)	3	20	6.7	10	0
47t)	Grant, G.B. (RB)	3	17	5.7	10	0

POSTSEASON / WEEK 20 / THROUGH SUNDAY, JANUARY 22, 2012

AFC / RECEIVING YARDAGE LEADERS

Rank	Player, Team	Yards	Rec	Avg	Long	TD
1)	D. Thomas, Den.	297	10	29.7	80t	1
2)	R. Gronkowski, N.E. (TE)	232	15	15.5	28	3
3)	A. Johnson, Hou.	201	13	15.5	40t	1
4)	Boldin, Bal.	174	10	17.4	37	1
5)	Hernandez, N.E. (TE)	121	11	11.0	20	1
6)	Welker, N.E.	108	12	9.0	17	1
7)	Branch, N.E.	103	5	20.6	61t	1
8)	*T. Smith, Bal.	91	4	22.8	42	1
9)	Sanders, Pit.	81	6	13.5	18	0
10)	Royal, Den.	74	5	14.8	30t	1
11t)	A. Brown, Pit.	70	5	14.0	25	0
11t)	Pitta, Bal. (TE)	70	7	10.0	16	1
13)	Evans, Bal.	69	4	17.3	30	0
14)	Miller, Pit. (TE)	60	5	12.0	33	0
15)	Fells, Den. (TE)	57	2	28.5	40	0
16)	Daniels, Hou. (TE)	55	4	13.8	21	0
17)	Foster, Hou. (RB)	51	8	6.4	16	0
18)	*Green, Cin.	47	5	9.4	21	0
19)	Gresham, Cin. (TE)	46	5	9.2	16	0
20)	Dickson, Bal. (TE)	37	3	12.3	16	0
21t)	Lee, Cin. (TE)	36	1	36.0	36	0
21t)	Leonard, Cin. (RB)	36	6	6.0	16	0
21t)	Walter, Hou.	36	3	12.0	19	0
24)	Simpson, Cin.	33	3	11.0	16	0
25t)	Cotchery, Pit.	31	1	31.0	31t	1
25t)	Rice, Bal. (RB)	31	5	6.2	20	0
27)	Scott, Cin. (RB)	29	3	9.7	11	0
28)	Wallace, Pit.	26	3	8.7	17	0
29)	*Whalen, Cin.	24	2	12.0	20	0
30)	Redman, Pit. (RB)	21	2	10.5	12	0
31)	Edelman, N.E.	19	2	9.5	11	0
32)	Willis, Den.	18	1	18.0	18	0
33)	Leach, Bal. (RB)	9	2	4.5	6	0
34t)	Green-Ellis, N.E. (RB)	8	1	8.0	8	0
34t)	Hawkins, Cin.	8	1	8.0	8	0
36)	Woodhead, N.E. (RB)	7	1	7.0	7	0
37)	Ball, Den. (RB)	6	1	6.0	6	0
38)	*Ridley, N.E. (RB)	4	1	4.0	4	0
39)	Wilson, Bal. (TE)	1	1	1.0	1t	1

POSTSEASON / WEEK 20 / THROUGH SUNDAY, JANUARY 22, 2012

NFC / RECEIVING YARDAGE LEADERS

Rank	Player, Team	Yards	Rec	Avg	Long	TD
1)	Nicks, NY-G	335	18	18.6	72t	4
2)	V. Davis, S.F. (TE)	292	10	29.2	73t	4
3)	Colston, N.O.	256	16	16.0	40	1
4)	Cruz, NY-G	244	17	14.4	36	0
5)	Johnson, Det.	211	12	17.6	42	2
6)	Graham, N.O. (TE)	158	12	13.2	66t	3
7)	Sproles, N.O. (RB)	152	19	8.0	44t	1
8)	Meachem, N.O.	130	7	18.6	56t	1
9)	Manningham, NY-G	116	8	14.5	27t	3
10)	Henderson, N.O.	113	6	18.8	41t	1
11)	Bradshaw, NY-G (RB)	95	14	6.8	30	0
12)	Gore, S.F. (RB)	83	13	6.4	24	0
13)	*Jones, Atl.	64	7	9.1	20	0
14)	P. Thomas, N.O. (RB)	60	7	8.6	14	0
15)	White, Atl.	52	5	10.4	21	0
16)	Burleson, Det.	50	4	12.5	21	0
17)	Pettigrew, Det. (TE)	49	4	12.3	22	0
18t)	Beckum, NY-G (TE)	45	7	6.4	12	0
18t)	Driver, G.B.	45	3	15.0	16t	1
20)	Gonzalez, Atl. (TE)	44	4	11.0	16	0
21)	G. Jennings, G.B.	40	4	10.0	14	0
22)	Nelson, G.B.	39	3	13.0	17	0
23)	*Cobb, G.B.	38	3	12.7	21	0
24)	Finley, G.B. (TE)	37	4	9.3	19	0
25)	Walker, S.F. (TE)	36	2	18.0	29	0
26t)	Ballard, NY-G (TE)	33	3	11.0	17	0
26t)	*T. Young, Det.	33	4	8.3	15	0
28t)	Collins, N.O. (RB)	28	3	9.3	15	0
28t)	Crabtree, S.F.	28	5	5.6	9	1
30)	Starks, G.B. (RB)	24	4	6.0	12	0
31)	Arrington, N.O.	21	2	10.5	14	0
32t)	*Hynoski, NY-G (RB)	20	3	6.7	10	0
32t)	K. Smith, Det. (RB)	20	2	10.0	13	0
34)	*Rodgers, Atl. (RB)	18	4	4.5	8	0
35)	Grant, G.B. (RB)	17	3	5.7	10	0
36t)	Jacobs, NY-G (RB)	16	4	4.0	5	0
36t)	Ja. Jones, G.B.	16	1	16.0	16	0
36t)	*Miller, S.F. (RB)	16	1	16.0	16	0
39t)	*Hunter, S.F. (RB)	13	1	13.0	13	0
39t)	Ware, NY-G (RB)	13	1	13.0	13	0
41)	K. Williams, S.F.	12	2	6.0	6	0
42)	Ginn, S.F.	11	1	11.0	11	0
43t)	Heller, Det. (TE)	10	1	10.0	10t	1
43t)	*Higgins, N.O. (TE)	10	1	10.0	10	0
45)	Snelling, Atl. (RB)	9	2	4.5	6	0
46)	Kuhn, G.B. (RB)	8	1	8.0	8t	1
47t)	Douglas, Atl.	7	1	7.0	7	0
47t)	Scheffler, Det. (TE)	7	1	7.0	7	0
49)	Pascoe, NY-G (TE)	6	1	6.0	6t	1
50)	Turner, Atl. (RB)	5	1	5.0	5	0

POSTSEASON / WEEK 20 / THROUGH SUNDAY, JANUARY 22, 2012

NFL / RECEIVING YARDAGE LEADERS

Rank	Player, Team	Yards	Rec	Avg	Long	TD
1)	Nicks, NY-G	335	18	18.6	72t	4
2)	D. Thomas, Den.	297	10	29.7	80t	1
3)	V. Davis, S.F. (TE)	292	10	29.2	73t	4
4)	Colston, N.O.	256	16	16.0	40	1
5)	Cruz, NY-G	244	17	14.4	36	0
6)	R. Gronkowski, N.E. (TE)	232	15	15.5	28	3
7)	Johnson, Det.	211	12	17.6	42	2
8)	A. Johnson, Hou.	201	13	15.5	40t	1
9)	Boldin, Bal.	174	10	17.4	37	1
10)	Graham, N.O. (TE)	158	12	13.2	66t	3
11)	Sproles, N.O. (RB)	152	19	8.0	44t	1
12)	Meachem, N.O.	130	7	18.6	56t	1
13)	Hernandez, N.E. (TE)	121	11	11.0	20	1
14)	Manningham, NY-G	116	8	14.5	27t	3
15)	Henderson, N.O.	113	6	18.8	41t	1
16)	Welker, N.E.	108	12	9.0	17	1
17)	Branch, N.E.	103	5	20.6	61t	1
18)	Bradshaw, NY-G (RB)	95	14	6.8	30	0
19)	*T. Smith, Bal.	91	4	22.8	42	1
20)	Gore, S.F. (RB)	83	13	6.4	24	0
21)	Sanders, Pit.	81	6	13.5	18	0
22)	Royal, Den.	74	5	14.8	30t	1
23t)	A. Brown, Pit.	70	5	14.0	25	0
23t)	Pitta, Bal. (TE)	70	7	10.0	16	1
25)	Evans, Bal.	69	4	17.3	30	0
26)	*Jones, Atl.	64	7	9.1	20	0
27t)	Miller, Pit. (TE)	60	5	12.0	33	0
27t)	P. Thomas, N.O. (RB)	60	7	8.6	14	0
29)	Fells, Den. (TE)	57	2	28.5	40	0
30)	Daniels, Hou. (TE)	55	4	13.8	21	0
31)	White, Atl.	52	5	10.4	21	0
32)	Foster, Hou. (RB)	51	8	6.4	16	0
33)	Burleson, Det.	50	4	12.5	21	0
34)	Pettigrew, Det. (TE)	49	4	12.3	22	0
35)	*Green, Cin.	47	5	9.4	21	0
36)	Gresham, Cin. (TE)	46	5	9.2	16	0
37t)	Beckum, NY-G (TE)	45	7	6.4	12	0
37t)	Driver, G.B.	45	3	15.0	16t	1
39)	Gonzalez, Atl. (TE)	44	4	11.0	16	0
40)	G. Jennings, G.B.	40	4	10.0	14	0
41)	Nelson, G.B.	39	3	13.0	17	0
42)	*Cobb, G.B.	38	3	12.7	21	0
43t)	Dickson, Bal. (TE)	37	3	12.3	16	0
43t)	Finley, G.B. (TE)	37	4	9.3	19	0
45t)	Lee, Cin. (TE)	36	1	36.0	36	0
45t)	Leonard, Cin. (RB)	36	6	6.0	16	0
45t)	Walker, S.F. (TE)	36	2	18.0	29	0
45t)	Walter, Hou.	36	3	12.0	19	0
49t)	Ballard, NY-G (TE)	33	3	11.0	17	0
49t)	Simpson, Cin.	33	3	11.0	16	0
49t)	*T. Young, Det.	33	4	8.3	15	0

POSTSEASON / WEEK 20 / THROUGH SUNDAY, JANUARY 22, 2012

AFC / THIRD-DOWN RECEIVING LEADERS

Rank	Player, Team	Rec	Yards	Avg	Long	TD
1)	D. Thomas, Den.	5	104	20.8	51	0
2t)	R. Gronkowski, N.E. (TE)	3	53	17.7	21	1
2t)	Boldin, Bal.	3	46	15.3	29	0
2t)	A. Johnson, Hou.	3	39	13.0	17	0
2t)	Welker, N.E.	3	24	8.0	9	0
2t)	Leonard, Cin. (RB)	3	23	7.7	16	0
7t)	Evans, Bal.	2	43	21.5	30	0
7t)	*T. Smith, Bal.	2	40	20.0	29t	1
7t)	Dickson, Bal. (TE)	2	30	15.0	16	0
7t)	Foster, Hou. (RB)	2	28	14.0	16	0
7t)	Daniels, Hou. (TE)	2	25	12.5	17	0
7t)	Rice, Bal. (RB)	2	24	12.0	20	0
7t)	Pitta, Bal. (TE)	2	23	11.5	15	0
7t)	Wallace, Pit.	2	9	4.5	7	0
15t)	Sanders, Pit.	1	18	18.0	18	0
15t)	Willis, Den.	1	18	18.0	18	0
15t)	Gresham, Cin. (TE)	1	16	16.0	16	0
15t)	Hernandez, N.E. (TE)	1	12	12.0	12	0
15t)	Redman, Pit. (RB)	1	12	12.0	12	0
15t)	Scott, Cin. (RB)	1	11	11.0	11	0
15t)	Edelman, N.E.	1	8	8.0	8	0
15t)	Miller, Pit. (TE)	1	8	8.0	8	0
15t)	Ball, Den. (RB)	1	6	6.0	6	0
15t)	*Green, Cin.	1	6	6.0	6	0
15t)	Walter, Hou.	1	6	6.0	6	0
15t)	A. Brown, Pit.	1	3	3.0	3	0
15t)	Wilson, Bal. (TE)	1	1	1.0	1t	1

NFC / THIRD-DOWN RECEIVING LEADERS

Rank	Player, Team	Rec	Yards	Avg	Long	TD
1)	Cruz, NY-G	7	115	16.4	36	0
2t)	Nicks, NY-G	6	137	22.8	72t	1
2t)	Manningham, NY-G	6	85	14.2	19	1
4t)	Colston, N.O.	4	57	14.3	25t	1
4t)	Gore, S.F. (RB)	4	19	4.8	9	0
6t)	Driver, G.B.	2	29	14.5	16	0
6t)	*Jones, Atl.	2	26	13.0	18	0
6t)	Bradshaw, NY-G (RB)	2	25	12.5	18	0
6t)	V. Davis, S.F. (TE)	2	25	12.5	14t	1
6t)	White, Atl.	2	23	11.5	14	0
6t)	*T. Young, Det.	2	21	10.5	15	0
6t)	Sproles, N.O. (RB)	2	19	9.5	12	0
6t)	P. Thomas, N.O. (RB)	2	16	8.0	11	0
6t)	*Rodgers, Atl. (RB)	2	8	4.0	5	0
6t)	Crabtree, S.F.	2	7	3.5	4t	1
16t)	Walker, S.F. (TE)	1	29	29.0	29	0
16t)	Pettigrew, Det. (TE)	1	22	22.0	22	0
16t)	Ballard, NY-G (TE)	1	17	17.0	17	0
16t)	Arrington, N.O.	1	14	14.0	14	0
16t)	Henderson, N.O.	1	13	13.0	13	0
16t)	Ware, NY-G (RB)	1	13	13.0	13	0
16t)	Johnson, Det.	1	12	12.0	12t	1
16t)	G. Jennings, G.B.	1	10	10.0	10	0
16t)	Gonzalez, Atl. (TE)	1	9	9.0	9	0
16t)	Burleson, Det.	1	8	8.0	8	0
16t)	Scheffler, Det. (TE)	1	7	7.0	7	0
16t)	Beckum, NY-G (TE)	1	6	6.0	6	0
16t)	K. Williams, S.F.	1	6	6.0	6	0
16t)	Meachem, N.O.	1	5	5.0	5	0

POSTSEASON / WEEK 20 / THROUGH SUNDAY, JANUARY 22, 2012

NFL / THIRD-DOWN RECEIVING LEADERS

Rank	Player, Team	Rec	Yards	Avg	Long	TD
1)	Cruz, NY-G	7	115	16.4	36	0
2t)	Nicks, NY-G	6	137	22.8	72t	1
2t)	Manningham, NY-G	6	85	14.2	19	1
4)	D. Thomas, Den.	5	104	20.8	51	0
5t)	Colston, N.O.	4	57	14.3	25t	1
5t)	Gore, S.F. (RB)	4	19	4.8	9	0
7t)	R. Gronkowski, N.E. (TE)	3	53	17.7	21	1
7t)	Boldin, Bal.	3	46	15.3	29	0
7t)	A. Johnson, Hou.	3	39	13.0	17	0
7t)	Welker, N.E.	3	24	8.0	9	0
7t)	Leonard, Cin. (RB)	3	23	7.7	16	0
12t)	Evans, Bal.	2	43	21.5	30	0
12t)	*T. Smith, Bal.	2	40	20.0	29t	1
12t)	Dickson, Bal. (TE)	2	30	15.0	16	0
12t)	Driver, G.B.	2	29	14.5	16	0
12t)	Foster, Hou. (RB)	2	28	14.0	16	0
12t)	*Jones, Atl.	2	26	13.0	18	0
12t)	Bradshaw, NY-G (RB)	2	25	12.5	18	0
12t)	Daniels, Hou. (TE)	2	25	12.5	17	0
12t)	V. Davis, S.F. (TE)	2	25	12.5	14t	1
12t)	Rice, Bal. (RB)	2	24	12.0	20	0
12t)	Pitta, Bal. (TE)	2	23	11.5	15	0
12t)	White, Atl.	2	23	11.5	14	0
12t)	*T. Young, Det.	2	21	10.5	15	0
12t)	Sproles, N.O. (RB)	2	19	9.5	12	0
12t)	P. Thomas, N.O. (RB)	2	16	8.0	11	0
12t)	Wallace, Pit.	2	9	4.5	7	0
12t)	*Rodgers, Atl. (RB)	2	8	4.0	5	0
12t)	Crabtree, S.F.	2	7	3.5	4t	1
30t)	Walker, S.F. (TE)	1	29	29.0	29	0
30t)	Pettigrew, Det. (TE)	1	22	22.0	22	0
30t)	Sanders, Pit.	1	18	18.0	18	0
30t)	Willis, Den.	1	18	18.0	18	0
30t)	Ballard, NY-G (TE)	1	17	17.0	17	0
30t)	Gresham, Cin. (TE)	1	16	16.0	16	0
30t)	Arrington, N.O.	1	14	14.0	14	0
30t)	Henderson, N.O.	1	13	13.0	13	0
30t)	Ware, NY-G (RB)	1	13	13.0	13	0
30t)	Hernandez, N.E. (TE)	1	12	12.0	12	0
30t)	Johnson, Det.	1	12	12.0	12t	1
30t)	Redman, Pit. (RB)	1	12	12.0	12	0
30t)	Scott, Cin. (RB)	1	11	11.0	11	0
30t)	G. Jennings, G.B.	1	10	10.0	10	0
30t)	Gonzalez, Atl. (TE)	1	9	9.0	9	0
30t)	Burleson, Det.	1	8	8.0	8	0
30t)	Edelman, N.E.	1	8	8.0	8	0
30t)	Miller, Pit. (TE)	1	8	8.0	8	0
30t)	Scheffler, Det. (TE)	1	7	7.0	7	0
30t)	Ball, Den. (RB)	1	6	6.0	6	0
30t)	Beckum, NY-G (TE)	1	6	6.0	6	0
30t)	*Green, Cin.	1	6	6.0	6	0
30t)	Walter, Hou.	1	6	6.0	6	0
30t)	K. Williams, S.F.	1	6	6.0	6	0
30t)	Meachem, N.O.	1	5	5.0	5	0
30t)	A. Brown, Pit.	1	3	3.0	3	0
30t)	Wilson, Bal. (TE)	1	1	1.0	1t	1

POSTSEASON / WEEK 20 / THROUGH SUNDAY, JANUARY 22, 2012

AFC / LEADING SCORERS, NONKICKERS

Rank	Player, Team	TD	Rush	Rec	Ret	X2	Pts
1t)	Foster, Hou. (RB)	3	3	0	0	0	18
1t)	R. Gronkowski, N.E. (TE)	3	0	3	0	0	18
3t)	Benson, Cin. (RB)	1	1	0	0	0	6
3t)	Boldin, Bal. (WR)	1	0	1	0	0	6
3t)	Brady, N.E. (QB)	1	1	0	0	0	6
3t)	Branch, N.E. (WR)	1	0	1	0	0	6
3t)	Cotchery, Pit. (WR)	1	0	1	0	0	6
3t)	Green-Ellis, N.E. (RB)	1	1	0	0	0	6
3t)	Hernandez, N.E. (TE)	1	0	1	0	0	6
3t)	A. Johnson, Hou. (WR)	1	0	1	0	0	6
3t)	McGahee, Den. (RB)	1	1	0	0	0	6
3t)	Pitta, Bal. (TE)	1	0	1	0	0	6
3t)	Royal, Den. (WR)	1	0	1	0	0	6
3t)	*T. Smith, Bal. (WR)	1	0	1	0	0	6
3t)	Tebow, Den. (QB)	1	1	0	0	0	6
3t)	D. Thomas, Den. (WR)	1	0	1	0	0	6
3t)	Wallace, Pit. (WR)	1	1	0	0	0	6
3t)	*Watt, Hou. (DE)	1	0	0	1	0	6
3t)	Welker, N.E. (WR)	1	0	1	0	0	6
3t)	Wilson, Bal. (TE)	1	0	1	0	0	6

NFC / LEADING SCORERS, NONKICKERS

Rank	Player, Team	TD	Rush	Rec	Ret	X2	Pts
1t)	V. Davis, S.F. (TE)	4	0	4	0	0	24
1t)	Nicks, NY-G (WR)	4	0	4	0	0	24
3)	Sproles, N.O. (RB)	3	2	1	0	1	20
4t)	Graham, N.O. (TE)	3	0	3	0	0	18
4t)	Manningham, NY-G (WR)	3	0	3	0	0	18
6)	Johnson, Det. (WR)	2	0	2	0	0	12
7t)	Colston, N.O. (WR)	1	0	1	0	0	6
7t)	Crabtree, S.F. (WR)	1	0	1	0	0	6
7t)	Driver, G.B. (WR)	1	0	1	0	0	6
7t)	Heller, Det. (TE)	1	0	1	0	0	6
7t)	Henderson, N.O. (WR)	1	0	1	0	0	6
7t)	Jacobs, NY-G (RB)	1	1	0	0	0	6
7t)	Kuhn, G.B. (RB)	1	0	1	0	0	6
7t)	Meachem, N.O. (WR)	1	0	1	0	0	6
7t)	Pascoe, NY-G (TE)	1	0	1	0	0	6
7t)	Ale. Smith, S.F. (QB)	1	1	0	0	0	6
7t)	Stafford, Det. (QB)	1	1	0	0	0	6
7t)	P. Thomas, N.O. (RB)	1	1	0	0	0	6

POSTSEASON / WEEK 20 / THROUGH SUNDAY, JANUARY 22, 2012

NFL / LEADING SCORERS, NONKICKERS

Rank	Player, Team	TD	Rush	Rec	Ret	X2	Pts
1t)	V. Davis, S.F. (TE)	4	0	4	0	0	24
1t)	Nicks, NY-G (WR)	4	0	4	0	0	24
3)	Sproles, N.O. (RB)	3	2	1	0	1	20
4t)	Foster, Hou. (RB)	3	3	0	0	0	18
4t)	Graham, N.O. (TE)	3	0	3	0	0	18
4t)	R. Gronkowski, N.E. (TE)	3	0	3	0	0	18
4t)	Manningham, NY-G (WR)	3	0	3	0	0	18
8)	Johnson, Det. (WR)	2	0	2	0	0	12
9t)	Benson, Cin. (RB)	1	1	0	0	0	6
9t)	Boldin, Bal. (WR)	1	0	1	0	0	6
9t)	Brady, N.E. (QB)	1	1	0	0	0	6
9t)	Branch, N.E. (WR)	1	0	1	0	0	6
9t)	Colston, N.O. (WR)	1	0	1	0	0	6
9t)	Cotchery, Pit. (WR)	1	0	1	0	0	6
9t)	Crabtree, S.F. (WR)	1	0	1	0	0	6
9t)	Driver, G.B. (WR)	1	0	1	0	0	6
9t)	Green-Ellis, N.E. (RB)	1	1	0	0	0	6
9t)	Heller, Det. (TE)	1	0	1	0	0	6
9t)	Henderson, N.O. (WR)	1	0	1	0	0	6
9t)	Hernandez, N.E. (TE)	1	0	1	0	0	6
9t)	Jacobs, NY-G (RB)	1	1	0	0	0	6
9t)	A. Johnson, Hou. (WR)	1	0	1	0	0	6
9t)	Kuhn, G.B. (RB)	1	0	1	0	0	6
9t)	McGahee, Den. (RB)	1	1	0	0	0	6
9t)	Meachem, N.O. (WR)	1	0	1	0	0	6
9t)	Pascoe, NY-G (TE)	1	0	1	0	0	6
9t)	Pitta, Bal. (TE)	1	0	1	0	0	6
9t)	Royal, Den. (WR)	1	0	1	0	0	6
9t)	Ale. Smith, S.F. (QB)	1	1	0	0	0	6
9t)	*T. Smith, Bal. (WR)	1	0	1	0	0	6
9t)	Stafford, Det. (QB)	1	1	0	0	0	6
9t)	Tebow, Den. (QB)	1	1	0	0	0	6
9t)	P. Thomas, N.O. (RB)	1	1	0	0	0	6
9t)	D. Thomas, Den. (WR)	1	0	1	0	0	6
9t)	Wallace, Pit. (WR)	1	1	0	0	0	6
9t)	*Watt, Hou. (DE)	1	0	0	1	0	6
9t)	Welker, N.E. (WR)	1	0	1	0	0	6
9t)	Wilson, Bal. (TE)	1	0	1	0	0	6

POSTSEASON / WEEK 20 / THROUGH SUNDAY, JANUARY 22, 2012

AFC / LEADING SCORERS, KICKERS

Rank	Player, Team	PAT	FG	Pct	Long	Pts
1)	Gostkowski, N.E.	8/ 8	4/ 4	1.000	35	20
2)	Cundiff, Bal.	4/ 4	4/ 5	.800	48	16
3)	Prater, Den.	3/ 3	4/ 4	1.000	41	15
4)	Rackers, Hou.	5/ 5	3/ 4	.750	40	14
5)	Suisham, Pit.	2/ 2	3/ 3	1.000	45	11
6)	Nugent, Cin.	1/ 1	1/ 2	.500	37	4

NFC / LEADING SCORERS, KICKERS

Rank	Player, Team	PAT	FG	Pct	Long	Pts
1)	Tynes, NY-G	9/ 9	6/ 8	.750	35	27
2)	Akers, S.F.	5/ 5	4/ 4	1.000	41	17
3)	Kasay, N.O.	9/ 9	2/ 2	1.000	48	15
4)	Crosby, G.B.	2/ 2	2/ 2	1.000	47	8
5)	Hanson, Det.	4/ 4	0/ 0	---	--	4

NFL / LEADING SCORERS, KICKERS

Rank	Player, Team	PAT	FG	Pct	Long	Pts
1)	Tynes, NY-G	9/ 9	6/ 8	.750	35	27
2)	Gostkowski, N.E.	8/ 8	4/ 4	1.000	35	20
3)	Akers, S.F.	5/ 5	4/ 4	1.000	41	17
4)	Cundiff, Bal.	4/ 4	4/ 5	.800	48	16
5t)	Kasay, N.O.	9/ 9	2/ 2	1.000	48	15
5t)	Prater, Den.	3/ 3	4/ 4	1.000	41	15
7)	Rackers, Hou.	5/ 5	3/ 4	.750	40	14
8)	Suisham, Pit.	2/ 2	3/ 3	1.000	45	11
9)	Crosby, G.B.	2/ 2	2/ 2	1.000	47	8
10t)	Hanson, Det.	4/ 4	0/ 0	---	--	4
10t)	Nugent, Cin.	1/ 1	1/ 2	.500	37	4

AFC / TOUCHBACKS ON KICKOFFS

Rank	Player, Team	TB
1)	Gostkowski, N.E.	9
2t)	Prater, Den.	8
2t)	Rackers, Hou.	8
4)	Suisham, Pit.	6
5t)	Cundiff, Bal.	3
5t)	Nugent, Cin.	3

NFC / TOUCHBACKS ON KICKOFFS

Rank	Player, Team	TB
1)	Morstead, N.O.	9
2)	Akers, S.F.	7
3)	Tynes, NY-G	4
4)	Crosby, G.B.	3
5)	Hanson, Det.	2

NFL / TOUCHBACKS ON KICKOFFS

Rank	Player, Team	TB
1t)	Gostkowski, N.E.	9
1t)	Morstead, N.O.	9
3t)	Prater, Den.	8
3t)	Rackers, Hou.	8
5)	Akers, S.F.	7
6)	Suisham, Pit.	6
7)	Tynes, NY-G	4
8t)	Crosby, G.B.	3
8t)	Cundiff, Bal.	3
8t)	Nugent, Cin.	3
11)	Hanson, Det.	2

POSTSEASON / WEEK 20 / THROUGH SUNDAY, JANUARY 22, 2012

AFC / MOST YARDS FROM SCRIMMAGE

Rank	Player, Team	Total			Rushing			Receiving		
		Yards	Att+Rec	Avg	Yards	Att	Avg	Yards	Rec	Avg
1)	Foster, Hou. (RB)	336	59	5.7	285	51	5.6	51	8	6.4
2)	D. Thomas, Den. (WR)	297	10	29.7	0	0	---	297	10	29.7
3)	R. Gronkowski, N.E. (TE)	232	15	15.5	0	0	---	232	15	15.5
4)	A. Johnson, Hou. (WR)	201	13	15.5	0	0	---	201	13	15.5
5)	Hernandez, N.E. (TE)	191	19	10.1	70	8	8.8	121	11	11.0
6)	Boldin, Bal. (WR)	174	10	17.4	0	0	---	174	10	17.4
7)	Rice, Bal. (RB)	158	47	3.4	127	42	3.0	31	5	6.2
8)	Redman, Pit. (RB)	142	19	7.5	121	17	7.1	21	2	10.5
9)	McGahee, Den. (RB)	137	36	3.8	137	36	3.8	0	0	---
10)	Welker, N.E. (WR)	108	12	9.0	0	0	---	108	12	9.0
11)	Green-Ellis, N.E. (RB)	104	29	3.6	96	28	3.4	8	1	8.0
12)	Branch, N.E. (WR)	103	5	20.6	0	0	---	103	5	20.6
13)	*T. Smith, Bal. (WR)	91	4	22.8	0	0	---	91	4	22.8
14)	A. Brown, Pit. (WR)	88	6	14.7	18	1	18.0	70	5	14.0
15)	Sanders, Pit. (WR)	81	6	13.5	0	0	---	81	6	13.5
16)	Royal, Den. (WR)	75	6	12.5	1	1	1.0	74	5	14.8
17t)	Leonard, Cin. (RB)	70	9	7.8	34	3	11.3	36	6	6.0
17t)	Pitta, Bal. (TE)	70	7	10.0	0	0	---	70	7	10.0
19)	Evans, Bal. (WR)	69	4	17.3	0	0	---	69	4	17.3
20)	Tebow, Den. (QB)	63	15	4.2	63	15	4.2	0	0	---
21)	Ball, Den. (RB)	61	18	3.4	55	17	3.2	6	1	6.0
22)	Miller, Pit. (TE)	60	5	12.0	0	0	---	60	5	12.0
23)	Fells, Den. (TE)	57	2	28.5	0	0	---	57	2	28.5
24)	Daniels, Hou. (TE)	55	4	13.8	0	0	---	55	4	13.8
25)	Woodhead, N.E. (RB)	50	11	4.5	43	10	4.3	7	1	7.0
26)	R. Williams, Bal. (RB)	49	12	4.1	49	12	4.1	0	0	---
27)	*Green, Cin. (WR)	47	5	9.4	0	0	---	47	5	9.4
28)	Gresham, Cin. (TE)	46	5	9.2	0	0	---	46	5	9.2
29)	Scott, Cin. (RB)	40	9	4.4	11	6	1.8	29	3	9.7
30t)	Dickson, Bal. (TE)	37	3	12.3	0	0	---	37	3	12.3
30t)	Tate, Hou. (RB)	37	9	4.1	37	9	4.1	0	0	---
32t)	Lee, Cin. (TE)	36	1	36.0	0	0	---	36	1	36.0
32t)	Walter, Hou. (WR)	36	3	12.0	0	0	---	36	3	12.0
34)	Simpson, Cin. (WR)	33	3	11.0	0	0	---	33	3	11.0
35)	Cotchery, Pit. (WR)	31	1	31.0	0	0	---	31	1	31.0
36)	Wallace, Pit. (WR)	27	4	6.8	1	1	1.0	26	3	8.7
37)	Flacco, Bal. (QB)	26	6	4.3	26	6	4.3	0	0	---
38)	*Ridley, N.E. (RB)	25	5	5.0	21	4	5.3	4	1	4.0
39)	*Whalen, Cin. (WR)	24	2	12.0	0	0	---	24	2	12.0
40t)	Edelman, N.E. (WR)	18	3	6.0	-1	1	-1.0	19	2	9.5
40t)	Willis, Den. (WR)	18	1	18.0	0	0	---	18	1	18.0
42)	*Dalton, Cin. (QB)	17	3	5.7	17	3	5.7	0	0	---
43)	Roethlisberger, Pit. (QB)	15	3	5.0	15	3	5.0	0	0	---
44)	Benson, Cin. (RB)	12	8	1.5	14	7	2.0	-2	1	-2.0
45t)	Brady, N.E. (QB)	10	9	1.1	10	9	1.1	0	0	---
45t)	J. Johnson, Den. (RB)	10	4	2.5	10	4	2.5	0	0	---
45t)	Leach, Bal. (RB)	10	4	2.5	1	2	0.5	9	2	4.5
48)	Decker, Den. (WR)	9	1	9.0	9	1	9.0	0	0	---
49)	Hawkins, Cin. (WR)	8	1	8.0	0	0	---	8	1	8.0
50)	Polite, N.E. (RB)	3	1	3.0	3	1	3.0	0	0	---

POSTSEASON / WEEK 20 / THROUGH SUNDAY, JANUARY 22, 2012

NFC / MOST YARDS FROM SCRIMMAGE

Rank	Player, Team	Total			Rushing			Receiving		
		Yards	Att+Rec	Avg	Yards	Att	Avg	Yards	Rec	Avg
1)	Nicks, NY-G (WR)	335	18	18.6	0	0	---	335	18	18.6
2)	Bradshaw, NY-G (RB)	295	60	4.9	200	46	4.3	95	14	6.8
3)	V. Davis, S.F. (TE)	292	10	29.2	0	0	---	292	10	29.2
4)	Colston, N.O. (WR)	256	16	16.0	0	0	---	256	16	16.0
5)	Gore, S.F. (RB)	246	42	5.9	163	29	5.6	83	13	6.4
6)	Cruz, NY-G (WR)	244	17	14.4	0	0	---	244	17	14.4
7)	Johnson, Det. (WR)	211	12	17.6	0	0	---	211	12	17.6
8)	Sproles, N.O. (RB)	206	32	6.4	54	13	4.2	152	19	8.0
9)	Graham, N.O. (TE)	158	12	13.2	0	0	---	158	12	13.2
10)	Jacobs, NY-G (RB)	143	32	4.5	127	28	4.5	16	4	4.0
11)	P. Thomas, N.O. (RB)	132	16	8.3	72	9	8.0	60	7	8.6
12)	Meachem, N.O. (WR)	130	7	18.6	0	0	---	130	7	18.6
13)	Henderson, N.O. (WR)	117	7	16.7	4	1	4.0	113	6	18.8
14)	Manningham, NY-G (WR)	116	8	14.5	0	0	---	116	8	14.5
15)	*Jones, Atl. (WR)	77	8	9.6	13	1	13.0	64	7	9.1
16t)	Ivory, N.O. (RB)	70	22	3.2	70	22	3.2	0	0	---
16t)	Ale. Smith, S.F. (QB)	70	7	10.0	70	7	10.0	0	0	---
18t)	*Hunter, S.F. (RB)	67	11	6.1	54	10	5.4	13	1	13.0
18t)	Starks, G.B. (RB)	67	10	6.7	43	6	7.2	24	4	6.0
20)	Rodgers, G.B. (QB)	66	7	9.4	66	7	9.4	0	0	---
21t)	Burleson, Det. (WR)	52	5	10.4	2	1	2.0	50	4	12.5
21t)	White, Atl. (WR)	52	5	10.4	0	0	---	52	5	10.4
23)	Grant, G.B. (RB)	50	11	4.5	33	8	4.1	17	3	5.7
24)	Pettigrew, Det. (TE)	49	4	12.3	0	0	---	49	4	12.3
25)	Turner, Atl. (RB)	46	16	2.9	41	15	2.7	5	1	5.0
26t)	Beckum, NY-G (TE)	45	7	6.4	0	0	---	45	7	6.4
26t)	Driver, G.B. (WR)	45	3	15.0	0	0	---	45	3	15.0
28)	Gonzalez, Atl. (TE)	44	4	11.0	0	0	---	44	4	11.0
29t)	K. Smith, Det. (RB)	41	8	5.1	21	6	3.5	20	2	10.0
29t)	*T. Young, Det. (WR)	41	5	8.2	8	1	8.0	33	4	8.3
31)	G. Jennings, G.B. (WR)	40	4	10.0	0	0	---	40	4	10.0
32)	Nelson, G.B. (WR)	39	3	13.0	0	0	---	39	3	13.0
33)	*Cobb, G.B. (WR)	38	3	12.7	0	0	---	38	3	12.7
34)	Finley, G.B. (TE)	37	4	9.3	0	0	---	37	4	9.3
35)	Walker, S.F. (TE)	36	2	18.0	0	0	---	36	2	18.0
36)	Ballard, NY-G (TE)	33	3	11.0	0	0	---	33	3	11.0
37t)	Collins, N.O. (RB)	28	3	9.3	0	0	---	28	3	9.3
37t)	Crabtree, S.F. (WR)	28	5	5.6	0	0	---	28	5	5.6
39t)	Arrington, N.O. (WR)	21	2	10.5	0	0	---	21	2	10.5
39t)	Manning, NY-G (QB)	21	7	3.0	21	7	3.0	0	0	---
41)	*Hynoski, NY-G (RB)	20	3	6.7	0	0	---	20	3	6.7
42)	*Rodgers, Atl. (RB)	18	4	4.5	0	0	---	18	4	4.5
43)	Ware, NY-G (RB)	17	4	4.3	4	3	1.3	13	1	13.0
44t)	Ja. Jones, G.B. (WR)	16	1	16.0	0	0	---	16	1	16.0
44t)	*Miller, S.F. (RB)	16	1	16.0	0	0	---	16	1	16.0
44t)	Snelling, Atl. (RB)	16	4	4.0	7	2	3.5	9	2	4.5
47)	Ginn, S.F. (WR)	14	2	7.0	3	1	3.0	11	1	11.0
48)	K. Williams, S.F. (WR)	12	2	6.0	0	0	---	12	2	6.0
49t)	Heller, Det. (TE)	10	1	10.0	0	0	---	10	1	10.0
49t)	*Higgins, N.O. (TE)	10	1	10.0	0	0	---	10	1	10.0
49t)	Kuhn, G.B. (RB)	10	2	5.0	2	1	2.0	8	1	8.0

POSTSEASON / WEEK 20 / THROUGH SUNDAY, JANUARY 22, 2012

NFL / MOST YARDS FROM SCRIMMAGE

Rank	Player, Team	Total			Rushing			Receiving		
		Yards	Att+Rec	Avg	Yards	Att	Avg	Yards	Rec	Avg
1)	Foster, Hou. (RB)	336	59	5.7	285	51	5.6	51	8	6.4
2)	Nicks, NY-G (WR)	335	18	18.6	0	0	---	335	18	18.6
3)	D. Thomas, Den. (WR)	297	10	29.7	0	0	---	297	10	29.7
4)	Bradshaw, NY-G (RB)	295	60	4.9	200	46	4.3	95	14	6.8
5)	V. Davis, S.F. (TE)	292	10	29.2	0	0	---	292	10	29.2
6)	Colston, N.O. (WR)	256	16	16.0	0	0	---	256	16	16.0
7)	Gore, S.F. (RB)	246	42	5.9	163	29	5.6	83	13	6.4
8)	Cruz, NY-G (WR)	244	17	14.4	0	0	---	244	17	14.4
9)	R. Gronkowski, N.E. (TE)	232	15	15.5	0	0	---	232	15	15.5
10)	Johnson, Det. (WR)	211	12	17.6	0	0	---	211	12	17.6
11)	Sproles, N.O. (RB)	206	32	6.4	54	13	4.2	152	19	8.0
12)	A. Johnson, Hou. (WR)	201	13	15.5	0	0	---	201	13	15.5
13)	Hernandez, N.E. (TE)	191	19	10.1	70	8	8.8	121	11	11.0
14)	Boldin, Bal. (WR)	174	10	17.4	0	0	---	174	10	17.4
15t)	Graham, N.O. (TE)	158	12	13.2	0	0	---	158	12	13.2
15t)	Rice, Bal. (RB)	158	47	3.4	127	42	3.0	31	5	6.2
17)	Jacobs, NY-G (RB)	143	32	4.5	127	28	4.5	16	4	4.0
18)	Redman, Pit. (RB)	142	19	7.5	121	17	7.1	21	2	10.5
19)	McGahee, Den. (RB)	137	36	3.8	137	36	3.8	0	0	---
20)	P. Thomas, N.O. (RB)	132	16	8.3	72	9	8.0	60	7	8.6
21)	Meachem, N.O. (WR)	130	7	18.6	0	0	---	130	7	18.6
22)	Henderson, N.O. (WR)	117	7	16.7	4	1	4.0	113	6	18.8
23)	Manningham, NY-G (WR)	116	8	14.5	0	0	---	116	8	14.5
24)	Welker, N.E. (WR)	108	12	9.0	0	0	---	108	12	9.0
25)	Green-Ellis, N.E. (RB)	104	29	3.6	96	28	3.4	8	1	8.0
26)	Branch, N.E. (WR)	103	5	20.6	0	0	---	103	5	20.6
27)	*T. Smith, Bal. (WR)	91	4	22.8	0	0	---	91	4	22.8
28)	A. Brown, Pit. (WR)	88	6	14.7	18	1	18.0	70	5	14.0
29)	Sanders, Pit. (WR)	81	6	13.5	0	0	---	81	6	13.5
30)	*Jones, Atl. (WR)	77	8	9.6	13	1	13.0	64	7	9.1
31)	Royal, Den. (WR)	75	6	12.5	1	1	1.0	74	5	14.8
32t)	Ivory, N.O. (RB)	70	22	3.2	70	22	3.2	0	0	---
32t)	Leonard, Cin. (RB)	70	9	7.8	34	3	11.3	36	6	6.0
32t)	Pitta, Bal. (TE)	70	7	10.0	0	0	---	70	7	10.0
32t)	Ale. Smith, S.F. (QB)	70	7	10.0	70	7	10.0	0	0	---
36)	Evans, Bal. (WR)	69	4	17.3	0	0	---	69	4	17.3
37t)	*Hunter, S.F. (RB)	67	11	6.1	54	10	5.4	13	1	13.0
37t)	Starks, G.B. (RB)	67	10	6.7	43	6	7.2	24	4	6.0
39)	Rodgers, G.B. (QB)	66	7	9.4	66	7	9.4	0	0	---
40)	Tebow, Den. (QB)	63	15	4.2	63	15	4.2	0	0	---
41)	Ball, Den. (RB)	61	18	3.4	55	17	3.2	6	1	6.0
42)	Miller, Pit. (TE)	60	5	12.0	0	0	---	60	5	12.0
43)	Fells, Den. (TE)	57	2	28.5	0	0	---	57	2	28.5
44)	Daniels, Hou. (TE)	55	4	13.8	0	0	---	55	4	13.8
45t)	Burleson, Det. (WR)	52	5	10.4	2	1	2.0	50	4	12.5
45t)	White, Atl. (WR)	52	5	10.4	0	0	---	52	5	10.4
47t)	Grant, G.B. (RB)	50	11	4.5	33	8	4.1	17	3	5.7
47t)	Woodhead, N.E. (RB)	50	11	4.5	43	10	4.3	7	1	7.0
49t)	Pettigrew, Det. (TE)	49	4	12.3	0	0	---	49	4	12.3
49t)	R. Williams, Bal. (RB)	49	12	4.1	49	12	4.1	0	0	---

POSTSEASON / WEEK 20 / THROUGH SUNDAY, JANUARY 22, 2012

AFC / LEADERS IN FIRST DOWNS

Rank	Player, Team	Rush	Rec	Tot
1)	Foster, Hou. (RB)	12	4	16
2)	R. Gronkowski, N.E. (TE)	0	14	14
3)	A. Johnson, Hou. (WR)	0	11	11
4)	Hernandez, N.E. (TE)	3	7	10
5)	D. Thomas, Den. (WR)	0	8	8
6t)	Boldin, Bal. (WR)	0	7	7
6t)	McGahee, Den. (RB)	7	0	7
6t)	Redman, Pit. (RB)	7	0	7
6t)	Welker, N.E. (WR)	0	7	7
10)	Green-Ellis, N.E. (RB)	6	0	6
11t)	A. Brown, Pit. (WR)	1	4	5
11t)	Leonard, Cin. (RB)	2	3	5
11t)	Pitta, Bal. (TE)	0	5	5
11t)	Rice, Bal. (RB)	3	2	5
11t)	Tebow, Den. (QB)	5	0	5
16t)	Brady, N.E. (QB)	4	0	4
16t)	Branch, N.E. (WR)	0	4	4
16t)	Royal, Den. (WR)	0	4	4
16t)	Scott, Cin. (RB)	3	1	4
20t)	Daniels, Hou. (TE)	0	3	3
20t)	Evans, Bal. (WR)	0	3	3
20t)	Sanders, Pit. (WR)	0	3	3
20t)	*T. Smith, Bal. (WR)	0	3	3
20t)	R. Williams, Bal. (RB)	3	0	3
25t)	Ball, Den. (RB)	1	1	2
25t)	*Dalton, Cin. (QB)	2	0	2
25t)	Edelman, N.E. (WR)	0	2	2
25t)	Fells, Den. (TE)	0	2	2
25t)	*Green, Cin. (WR)	0	2	2
25t)	Gresham, Cin. (TE)	0	2	2
25t)	Miller, Pit. (TE)	0	2	2
25t)	Tate, Hou. (RB)	2	0	2
25t)	Wallace, Pit. (WR)	1	1	2
25t)	Walter, Hou. (WR)	0	2	2
25t)	Woodhead, N.E. (RB)	2	0	2
36t)	Benson, Cin. (RB)	1	0	1
36t)	Cotchery, Pit. (WR)	0	1	1
36t)	Dickson, Bal. (TE)	0	1	1
36t)	Flacco, Bal. (QB)	1	0	1
36t)	Leach, Bal. (RB)	1	0	1
36t)	Lee, Cin. (TE)	0	1	1
36t)	Polite, N.E. (RB)	1	0	1
36t)	*Ridley, N.E. (RB)	1	0	1
36t)	Simpson, Cin. (WR)	0	1	1
36t)	*Whalen, Cin. (WR)	0	1	1
36t)	Willis, Den. (WR)	0	1	1
36t)	Wilson, Bal. (TE)	0	1	1

POSTSEASON / WEEK 20 / THROUGH SUNDAY, JANUARY 22, 2012

NFC / LEADERS IN FIRST DOWNS

Rank	Player, Team	Rush	Rec	Tot
1t)	Colston, N.O. (WR)	0	14	14
1t)	Cruz, NY-G (WR)	0	14	14
3t)	Nicks, NY-G (WR)	0	11	11
3t)	Sproles, N.O. (RB)	5	6	11
5t)	Gore, S.F. (RB)	7	3	10
5t)	Johnson, Det. (WR)	0	10	10
7)	Bradshaw, NY-G (RB)	6	3	9
8)	Graham, N.O. (TE)	0	8	8
9t)	V. Davis, S.F. (TE)	0	7	7
9t)	Jacobs, NY-G (RB)	7	0	7
9t)	Manningham, NY-G (WR)	0	7	7
12t)	Rodgers, G.B. (QB)	6	0	6
12t)	P. Thomas, N.O. (RB)	3	3	6
14t)	Henderson, N.O. (WR)	0	5	5
14t)	Ivory, N.O. (RB)	5	0	5
16t)	Beckum, NY-G (TE)	0	4	4
16t)	Gonzalez, Atl. (TE)	0	4	4
16t)	*Hunter, S.F. (RB)	3	1	4
19t)	Burleson, Det. (WR)	1	2	3
19t)	Driver, G.B. (WR)	0	3	3
19t)	G. Jennings, G.B. (WR)	0	3	3
19t)	*Jones, Atl. (WR)	1	2	3
19t)	Meachem, N.O. (WR)	0	3	3
19t)	Nelson, G.B. (WR)	0	3	3
19t)	Turner, Atl. (RB)	3	0	3
19t)	*T. Young, Det. (WR)	0	3	3
27t)	Ballard, NY-G (TE)	0	2	2
27t)	Collins, N.O. (RB)	0	2	2
27t)	Finley, G.B. (TE)	0	2	2
27t)	Pettigrew, Det. (TE)	0	2	2
27t)	Ale. Smith, S.F. (QB)	2	0	2
27t)	Starks, G.B. (RB)	1	1	2
27t)	White, Atl. (WR)	0	2	2
34t)	Arrington, N.O. (WR)	0	1	1
34t)	Brees, N.O. (QB)	1	0	1
34t)	*Cobb, G.B. (WR)	0	1	1
34t)	Crabtree, S.F. (WR)	0	1	1
34t)	Ginn, S.F. (WR)	0	1	1
34t)	Grant, G.B. (RB)	1	0	1
34t)	Heller, Det. (TE)	0	1	1
34t)	*Higgins, N.O. (TE)	0	1	1
34t)	*Hynoski, NY-G (RB)	0	1	1
34t)	Ja. Jones, G.B. (WR)	0	1	1
34t)	Kuhn, G.B. (RB)	0	1	1
34t)	Manning, NY-G (QB)	1	0	1
34t)	*Miller, S.F. (RB)	0	1	1
34t)	Pascoe, NY-G (TE)	0	1	1
34t)	*Rodgers, Atl. (RB)	0	1	1
34t)	Scheffler, Det. (TE)	0	1	1
34t)	K. Smith, Det. (RB)	0	1	1
34t)	Stafford, Det. (QB)	1	0	1
34t)	Walker, S.F. (TE)	0	1	1
34t)	K. Williams, S.F. (WR)	0	1	1

POSTSEASON / WEEK 20 / THROUGH SUNDAY, JANUARY 22, 2012

NFL / LEADERS IN FIRST DOWNS

Rank	Player, Team	Rush	Rec	Tot
1)	Foster, Hou. (RB)	12	4	16
2t)	Colston, N.O. (WR)	0	14	14
2t)	Cruz, NY-G (WR)	0	14	14
2t)	R. Gronkowski, N.E. (TE)	0	14	14
5t)	A. Johnson, Hou. (WR)	0	11	11
5t)	Nicks, NY-G (WR)	0	11	11
5t)	Sproles, N.O. (RB)	5	6	11
8t)	Gore, S.F. (RB)	7	3	10
8t)	Hernandez, N.E. (TE)	3	7	10
8t)	Johnson, Det. (WR)	0	10	10
11)	Bradshaw, NY-G (RB)	6	3	9
12t)	Graham, N.O. (TE)	0	8	8
12t)	D. Thomas, Den. (WR)	0	8	8
14t)	Boldin, Bal. (WR)	0	7	7
14t)	V. Davis, S.F. (TE)	0	7	7
14t)	Jacobs, NY-G (RB)	7	0	7
14t)	Manningham, NY-G (WR)	0	7	7
14t)	McGahee, Den. (RB)	7	0	7
14t)	Redman, Pit. (RB)	7	0	7
14t)	Welker, N.E. (WR)	0	7	7
21t)	Green-Ellis, N.E. (RB)	6	0	6
21t)	Rodgers, G.B. (QB)	6	0	6
21t)	P. Thomas, N.O. (RB)	3	3	6
24t)	A. Brown, Pit. (WR)	1	4	5
24t)	Henderson, N.O. (WR)	0	5	5
24t)	Ivory, N.O. (RB)	5	0	5
24t)	Leonard, Cin. (RB)	2	3	5
24t)	Pitta, Bal. (TE)	0	5	5
24t)	Rice, Bal. (RB)	3	2	5
24t)	Tebow, Den. (QB)	5	0	5
31t)	Beckum, NY-G (TE)	0	4	4
31t)	Brady, N.E. (QB)	4	0	4
31t)	Branch, N.E. (WR)	0	4	4
31t)	Gonzalez, Atl. (TE)	0	4	4
31t)	*Hunter, S.F. (RB)	3	1	4
31t)	Royal, Den. (WR)	0	4	4
31t)	Scott, Cin. (RB)	3	1	4
38t)	Burleson, Det. (WR)	1	2	3
38t)	Daniels, Hou. (TE)	0	3	3
38t)	Driver, G.B. (WR)	0	3	3
38t)	Evans, Bal. (WR)	0	3	3
38t)	G. Jennings, G.B. (WR)	0	3	3
38t)	*Jones, Atl. (WR)	1	2	3
38t)	Meachem, N.O. (WR)	0	3	3
38t)	Nelson, G.B. (WR)	0	3	3
38t)	Sanders, Pit. (WR)	0	3	3
38t)	*T. Smith, Bal. (WR)	0	3	3
38t)	Turner, Atl. (RB)	3	0	3
38t)	R. Williams, Bal. (RB)	3	0	3
38t)	*T. Young, Det. (WR)	0	3	3

POSTSEASON / WEEK 20 / THROUGH SUNDAY, JANUARY 22, 2012

AFC / LEADING PUNTERS

Rank	Player, Team	No	Yards	Lg	Avg	TB	Blk	Dwn	OB	Opp Ret	In Yds	Net 20	Avg
1)	Huber, Cin.	3	145	55	48.3	0	0	0	0	3	12	1	44.3
2)	Koch, Bal.	13	619	64	47.6	2	0	1	0	9	11	2	43.7
3)	Kapinos, Pit.	4	184	62	46.0	0	0	0	0	3	27	2	39.3
4)	Turk, Hou.	10	451	56	45.1	1	0	0	1	3	20	2	41.1
5)	Colquitt, Den.	11	436	50	39.6	0	0	2	0	2	28	2	37.1

NFC / LEADING PUNTERS

Rank	Player, Team	No	Yards	Lg	Avg	TB	Blk	Dwn	OB	Opp Ret	In Yds	Net 20	Avg
1)	Lee, S.F.	18	851	63	47.3	1	0	5	0	9	84	7	41.5
2)	Weatherford, NY-G	18	836	57	46.4	1	0	0	6	9	86	3	40.6
3)	*Bosher, Atl.	7	322	59	46.0	0	0	1	0	5	28	1	42.0
4)	Morstead, N.O.	5	227	60	45.4	0	0	0	1	3	29	2	39.6
5)	Graham, Det.	3	127	48	42.3	0	0	0	0	2	4	3	41.0

NFL / LEADING PUNTERS

Rank	Player, Team	No	Yards	Lg	Avg	TB	Blk	Dwn	OB	Opp Ret	In Yds	Net 20	Avg
1)	Huber, Cin.	3	145	55	48.3	0	0	0	0	3	12	1	44.3
2)	Koch, Bal.	13	619	64	47.6	2	0	1	0	9	11	2	43.7
3)	Lee, S.F.	18	851	63	47.3	1	0	5	0	9	84	7	41.5
4)	Weatherford, NY-G	18	836	57	46.4	1	0	0	6	9	86	3	40.6
5t)	*Bosher, Atl.	7	322	59	46.0	0	0	1	0	5	28	1	42.0
5t)	Kapinos, Pit.	4	184	62	46.0	0	0	0	0	3	27	2	39.3
7)	Morstead, N.O.	5	227	60	45.4	0	0	0	1	3	29	2	39.6
8)	Turk, Hou.	10	451	56	45.1	1	0	0	1	3	20	2	41.1
9)	Graham, Det.	3	127	48	42.3	0	0	0	0	2	4	3	41.0
10)	Colquitt, Den.	11	436	50	39.6	0	0	2	0	2	28	2	37.1

AFC / LEADING PUNTERS, NET AVERAGE

Rank	Player, Team	No	Yards	Lg	Avg	TB	Blk	Dwn	OB	Opp Ret	In Yds	Net 20	Avg
1)	Huber, Cin.	3	145	55	48.3	0	0	0	0	3	12	1	44.3
2)	Koch, Bal.	13	619	64	47.6	2	0	1	0	9	11	2	43.7
3)	Turk, Hou.	10	451	56	45.1	1	0	0	1	3	20	2	41.1
4)	Kapinos, Pit.	4	184	62	46.0	0	0	0	0	3	27	2	39.3
5)	Colquitt, Den.	11	436	50	39.6	0	0	2	0	2	28	2	37.1

NFC / LEADING PUNTERS, NET AVERAGE

Rank	Player, Team	No	Yards	Lg	Avg	TB	Blk	Dwn	OB	Opp Ret	In Yds	Net 20	Avg
1)	*Bosher, Atl.	7	322	59	46.0	0	0	1	0	5	28	1	42.0
2)	Lee, S.F.	18	851	63	47.3	1	0	5	0	9	84	7	41.5
3)	Graham, Det.	3	127	48	42.3	0	0	0	0	2	4	3	41.0
4)	Weatherford, NY-G	18	836	57	46.4	1	0	0	6	9	86	3	40.6
5)	Morstead, N.O.	5	227	60	45.4	0	0	0	1	3	29	2	39.6

NFL / LEADING PUNTERS, NET AVERAGE

Rank	Player, Team	No	Yards	Lg	Avg	TB	Blk	Dwn	OB	Opp Ret	In Yds	Net 20	Avg
1)	Huber, Cin.	3	145	55	48.3	0	0	0	0	3	12	1	44.3
2)	Koch, Bal.	13	619	64	47.6	2	0	1	0	9	11	2	43.7
3)	*Bosher, Atl.	7	322	59	46.0	0	0	1	0	5	28	1	42.0
4)	Lee, S.F.	18	851	63	47.3	1	0	5	0	9	84	7	41.5
5)	Turk, Hou.	10	451	56	45.1	1	0	0	1	3	20	2	41.1
6)	Graham, Det.	3	127	48	42.3	0	0	0	0	2	4	3	41.0
7)	Weatherford, NY-G	18	836	57	46.4	1	0	0	6	9	86	3	40.6
8)	Morstead, N.O.	5	227	60	45.4	0	0	0	1	3	29	2	39.6
9)	Kapinos, Pit.	4	184	62	46.0	0	0	0	0	3	27	2	39.3
10)	Colquitt, Den.	11	436	50	39.6	0	0	2	0	2	28	2	37.1

POSTSEASON / WEEK 20 / THROUGH SUNDAY, JANUARY 22, 2012

AFC / PUNT RETURN LEADERS

Rank	Player, Team	Ret	FC	Yards	Avg	Long	TD
1)	Royal, Den.	3	2	27	9.0	18	0
2)	Edelman, N.E.	4	2	35	8.8	15	0
3)	Tate, Cin.	3	1	20	6.7	8	0
4)	Jones, Hou.	9	0	16	1.8	9	0

NFC / PUNT RETURN LEADERS

Rank	Player, Team	Ret	FC	Yards	Avg	Long	TD
1)	K. Williams, S.F.	9	2	76	8.4	24	0
2)	Blackmon, NY-G	8	4	54	6.8	13	0
3)	Sproles, N.O.	5	2	33	6.6	13	0

NFL / PUNT RETURN LEADERS

Rank	Player, Team	Ret	FC	Yards	Avg	Long	TD
1)	Royal, Den.	3	2	27	9.0	18	0
2)	Edelman, N.E.	4	2	35	8.8	15	0
3)	K. Williams, S.F.	9	2	76	8.4	24	0
4)	Blackmon, NY-G	8	4	54	6.8	13	0
5)	Tate, Cin.	3	1	20	6.7	8	0
6)	Sproles, N.O.	5	2	33	6.6	13	0
7)	Jones, Hou.	9	0	16	1.8	9	0

AFC / KICKOFF RETURN LEADERS

Rank	Player, Team	Ret	Yards	Avg	Long	TD
1)	Manning, Hou.	4	133	33.3	60	0
2)	Woodhead, N.E.	4	129	32.3	41	0
3)	Willis, Den.	5	87	17.4	25	0

NFC / KICKOFF RETURN LEADERS

Rank	Player, Team	Ret	Yards	Avg	Long	TD
1)	K. Williams, S.F.	4	105	26.3	40	0
2)	*Cobb, G.B.	2	51	25.5	27	0
3)	Sproles, N.O.	4	92	23.0	28	0
4)	Shields, G.B.	2	43	21.5	22	0
5)	Weems, Atl.	4	83	20.8	27	0
6)	Logan, Det.	2	41	20.5	24	0
7)	Roby, N.O.	3	23	7.7	17	0

NFL / KICKOFF RETURN LEADERS

Rank	Player, Team	Ret	Yards	Avg	Long	TD
1)	Manning, Hou.	4	133	33.3	60	0
2)	Woodhead, N.E.	4	129	32.3	41	0
3)	K. Williams, S.F.	4	105	26.3	40	0
4)	*Cobb, G.B.	2	51	25.5	27	0
5)	Sproles, N.O.	4	92	23.0	28	0
6)	Shields, G.B.	2	43	21.5	22	0
7)	Weems, Atl.	4	83	20.8	27	0
8)	Logan, Det.	2	41	20.5	24	0
9)	Willis, Den.	5	87	17.4	25	0
10)	Roby, N.O.	3	23	7.7	17	0

POSTSEASON / WEEK 20 / THROUGH SUNDAY, JANUARY 22, 2012

AFC / LEADERS IN INTERCEPTIONS

Rank	Player, Team	Int	Yards	Avg	Long	TD
1)	Webb, Bal.	3	1	0.3	1	0
2)	*Q. Carter, Den.	2	26	13.0	17	0
3t)	*J. Smith, Bal.	1	39	39.0	39	0
3t)	*Watt, Hou.	1	29	29.0	29t	1
3t)	Spikes, N.E.	1	19	19.0	19	0
3t)	Joseph, Hou.	1	-1	-1.0	-1	0
3t)	Manning, Hou.	1	0	0.0	0	0
3t)	E. Reed, Bal.	1	0	0.0	0	0

NFC / LEADERS IN INTERCEPTIONS

Rank	Player, Team	Int	Yards	Avg	Long	TD
1)	Greer, N.O.	2	17	8.5	17	0
2t)	Goldson, S.F.	1	41	41.0	41	0
2t)	Burnett, G.B.	1	12	12.0	12	0
2t)	Brown, S.F.	1	0	0.0	0	0
2t)	Grant, NY-G	1	0	0.0	0	0

NFL / LEADERS IN INTERCEPTIONS

Rank	Player, Team	Int	Yards	Avg	Long	TD
1)	Webb, Bal.	3	1	0.3	1	0
2t)	*Q. Carter, Den.	2	26	13.0	17	0
2t)	Greer, N.O.	2	17	8.5	17	0
4t)	Goldson, S.F.	1	41	41.0	41	0
4t)	*J. Smith, Bal.	1	39	39.0	39	0
4t)	*Watt, Hou.	1	29	29.0	29t	1
4t)	Spikes, N.E.	1	19	19.0	19	0
4t)	Burnett, G.B.	1	12	12.0	12	0
4t)	Joseph, Hou.	1	-1	-1.0	-1	0
4t)	Brown, S.F.	1	0	0.0	0	0
4t)	Grant, NY-G	1	0	0.0	0	0
4t)	Manning, Hou.	1	0	0.0	0	0
4t)	E. Reed, Bal.	1	0	0.0	0	0

POSTSEASON / WEEK 20 / THROUGH SUNDAY, JANUARY 22, 2012

AFC / LEADERS IN SACKS

Rank	Player, Team	Sacks
1t)	*Reed, Hou. (LB)	3.5
1t)	*Watt, Hou. (DE)	3.5
3)	Wilfork, N.E. (DT)	2.5
4)	Ayers, Den. (DE)	2.0
5)	Ninkovich, N.E. (LB)	1.5
6t)	Anderson, N.E. (DE)	1.0
6t)	Atkins, Cin. (DT)	1.0
6t)	Bunkley, Den. (DT)	1.0
6t)	Dumervil, Den. (DE)	1.0
6t)	Ellis, N.E. (DE)	1.0
6t)	Ihedigbo, N.E. (DB)	1.0
6t)	Kruger, Bal. (LB)	1.0
6t)	*Miller, Den. (LB)	1.0
6t)	Mitchell, Hou. (DT)	1.0
6t)	Nelson, Cin. (DB)	1.0
6t)	A. Smith, Hou. (DE)	1.0
6t)	Spikes, N.E. (LB)	1.0

NFC / LEADERS IN SACKS

Rank	Player, Team	Sacks
1)	Umenyiora, NY-G (DE)	3.5
2)	McDonald, S.F. (DE)	2.5
3t)	Boley, NY-G (LB)	2.0
3t)	*Ald. Smith, S.F. (LB)	2.0
3t)	J. Smith, S.F. (DE)	2.0
6t)	Harper, N.O. (DB)	1.5
6t)	Tuck, NY-G (DE)	1.5
6t)	*Wilson, N.O. (LB)	1.5
9t)	Abraham, Atl. (DE)	1.0
9t)	Bernard, NY-G (DT)	1.0
9t)	Brooks, S.F. (LB)	1.0
9t)	Jenkins, N.O. (DB)	1.0
9t)	B. Jones, G.B. (LB)	1.0
9t)	Willis, S.F. (LB)	1.0
9t)	W. Young, Det. (DE)	1.0
16t)	Avril, Det. (DE)	0.5
16t)	Bowman, S.F. (LB)	0.5
16t)	Kiwanuka, NY-G (LB)	0.5
16t)	Pierre-Paul, NY-G (DE)	0.5
16t)	Suh, Det. (DT)	0.5

POSTSEASON / WEEK 20 / THROUGH SUNDAY, JANUARY 22, 2012

NFL / LEADERS IN SACKS

Rank	Player, Team	Sacks
1t)	*Reed, Hou. (LB)	3.5
1t)	Umenyiora, NY-G (DE)	3.5
1t)	*Watt, Hou. (DE)	3.5
4t)	McDonald, S.F. (DE)	2.5
4t)	Wilfork, N.E. (DT)	2.5
6t)	Ayers, Den. (DE)	2.0
6t)	Boley, NY-G (LB)	2.0
6t)	*Ald. Smith, S.F. (LB)	2.0
6t)	J. Smith, S.F. (DE)	2.0
10t)	Harper, N.O. (DB)	1.5
10t)	Ninkovich, N.E. (LB)	1.5
10t)	Tuck, NY-G (DE)	1.5
10t)	*Wilson, N.O. (LB)	1.5
14t)	Abraham, Atl. (DE)	1.0
14t)	Anderson, N.E. (DE)	1.0
14t)	Atkins, Cin. (DT)	1.0
14t)	Bernard, NY-G (DT)	1.0
14t)	Brooks, S.F. (LB)	1.0
14t)	Bunkley, Den. (DT)	1.0
14t)	Dumervil, Den. (DE)	1.0
14t)	Ellis, N.E. (DE)	1.0
14t)	Ihedigbo, N.E. (DB)	1.0
14t)	Jenkins, N.O. (DB)	1.0
14t)	B. Jones, G.B. (LB)	1.0
14t)	Kruger, Bal. (LB)	1.0
14t)	*Miller, Den. (LB)	1.0
14t)	Mitchell, Hou. (DT)	1.0
14t)	Nelson, Cin. (DB)	1.0
14t)	A. Smith, Hou. (DE)	1.0
14t)	Spikes, N.E. (LB)	1.0
14t)	Willis, S.F. (LB)	1.0
14t)	W. Young, Det. (DE)	1.0
33t)	Avril, Det. (DE)	0.5
33t)	Bowman, S.F. (LB)	0.5
33t)	Kiwanuka, NY-G (LB)	0.5
33t)	Pierre-Paul, NY-G (DE)	0.5
33t)	Suh, Det. (DT)	0.5

POSTSEASON / WEEK 20 / THROUGH SUNDAY, JANUARY 22, 2012

AFC / FUMBLE RECOVERIES

Rank	Player, Team	TotRec	OffRec	DefRec
1t)	Grubbs, Bal.	2	2	0
1t)	Jones, Hou.	2	2	0
3t)	Cook, Bal.	1	0	1
3t)	McClellan, Bal.	1	1	0
3t)	Miller, Pit.	1	1	0
3t)	Pressley, Cin.	1	1	0
3t)	Roethlisberger, Pit.	1	1	0
3t)	*J. Smith, Bal.	1	0	1
3t)	Spikes, N.E.	1	0	1
3t)	M. Thomas, Den.	1	0	1
3t)	Walton, Den.	1	1	0
3t)	Willis, Den.	1	1	0
3t)	Woodley, Pit.	1	0	1

NFC / FUMBLE RECOVERIES

Rank	Player, Team	TotRec	OffRec	DefRec
1t)	Durant, Det.	2	0	2
1t)	D. Thomas, NY-G	2	0	2
3t)	Blackburn, NY-G	1	0	1
3t)	Costanzo, S.F.	1	0	1
3t)	Gore, S.F.	1	1	0
3t)	Grant, NY-G	1	0	1
3t)	*Hunter, S.F.	1	1	0
3t)	*Jones, S.F.	1	0	1
3t)	McKenzie, NY-G	1	1	0
3t)	Rolle, NY-G	1	0	1
3t)	Ale. Smith, S.F.	1	1	0
3t)	Vilma, N.O.	1	0	1
3t)	K. Williams, S.F.	1	1	0
3t)	Willis, S.F.	1	0	1

NFL / FUMBLE RECOVERIES

Rank	Player, Team	TotRec	OffRec	DefRec
1t)	Durant, Det.	2	0	2
1t)	Grubbs, Bal.	2	2	0
1t)	Jones, Hou.	2	2	0
1t)	D. Thomas, NY-G	2	0	2
5t)	Blackburn, NY-G	1	0	1
5t)	Cook, Bal.	1	0	1
5t)	Costanzo, S.F.	1	0	1
5t)	Gore, S.F.	1	1	0
5t)	Grant, NY-G	1	0	1
5t)	*Hunter, S.F.	1	1	0
5t)	*Jones, S.F.	1	0	1
5t)	McClellan, Bal.	1	1	0
5t)	McKenzie, NY-G	1	1	0
5t)	Miller, Pit.	1	1	0
5t)	Pressley, Cin.	1	1	0
5t)	Roethlisberger, Pit.	1	1	0
5t)	Rolle, NY-G	1	0	1
5t)	Ale. Smith, S.F.	1	1	0
5t)	*J. Smith, Bal.	1	0	1
5t)	Spikes, N.E.	1	0	1
5t)	M. Thomas, Den.	1	0	1
5t)	Vilma, N.O.	1	0	1
5t)	Walton, Den.	1	1	0
5t)	K. Williams, S.F.	1	1	0
5t)	Willis, Den.	1	1	0
5t)	Willis, S.F.	1	0	1
5t)	Woodley, Pit.	1	0	1

POSTSEASON / WEEK 20 / THROUGH SUNDAY, JANUARY 22, 2012

AFC / OFFENSIVE FUMBLE RECOVERIES

Rank	Player, Team	Ret	Yards	Avg	Long	TD
1t)	Grubbs, Bal.	2	0	0.0	0	0
1t)	Jones, Hou.	2	0	0.0	0	0
3t)	McClellan, Bal.	1	0	0.0	0	0
3t)	Miller, Pit.	1	0	0.0	0	0
3t)	Pressley, Cin.	1	0	0.0	0	0
3t)	Roethlisberger, Pit.	1	0	0.0	0	0
3t)	Walton, Den.	1	0	0.0	0	0
3t)	Willis, Den.	1	0	0.0	0	0

NFC / OFFENSIVE FUMBLE RECOVERIES

Rank	Player, Team	Ret	Yards	Avg	Long	TD
1t)	*Hunter, S.F.	1	1	1.0	1	0
1t)	Gore, S.F.	1	0	0.0	0	0
1t)	McKenzie, NY-G	1	0	0.0	0	0
1t)	Ale. Smith, S.F.	1	0	0.0	0	0
1t)	K. Williams, S.F.	1	0	0.0	0	0

NFL / OFFENSIVE FUMBLE RECOVERIES

Rank	Player, Team	Ret	Yards	Avg	Long	TD
1t)	Grubbs, Bal.	2	0	0.0	0	0
1t)	Jones, Hou.	2	0	0.0	0	0
3t)	*Hunter, S.F.	1	1	1.0	1	0
3t)	Gore, S.F.	1	0	0.0	0	0
3t)	McClellan, Bal.	1	0	0.0	0	0
3t)	McKenzie, NY-G	1	0	0.0	0	0
3t)	Miller, Pit.	1	0	0.0	0	0
3t)	Pressley, Cin.	1	0	0.0	0	0
3t)	Roethlisberger, Pit.	1	0	0.0	0	0
3t)	Ale. Smith, S.F.	1	0	0.0	0	0
3t)	Walton, Den.	1	0	0.0	0	0
3t)	K. Williams, S.F.	1	0	0.0	0	0
3t)	Willis, Den.	1	0	0.0	0	0

AFC / DEFENSIVE FUMBLE RECOVERIES

Rank	Player, Team	Ret	Yards	Avg	Long	TD
1t)	*J. Smith, Bal.	1	4	4.0	4	0
1t)	Cook, Bal.	1	0	0.0	0	0
1t)	Spikes, N.E.	1	0	0.0	0	0
1t)	M. Thomas, Den.	1	0	0.0	0	0
1t)	Woodley, Pit.	1	0	0.0	0	0

NFC / DEFENSIVE FUMBLE RECOVERIES

Rank	Player, Team	Ret	Yards	Avg	Long	TD
1t)	Durant, Det.	2	0	0.0	0	0
1t)	D. Thomas, NY-G	2	0	0.0	0	0
3t)	Blackburn, NY-G	1	40	40.0	40	0
3t)	Rolle, NY-G	1	9	9.0	9	0
3t)	*Jones, S.F.	1	1	1.0	1	0
3t)	Costanzo, S.F.	1	0	0.0	0	0
3t)	Grant, NY-G	1	0	0.0	0	0
3t)	Vilma, N.O.	1	0	0.0	0	0
3t)	Willis, S.F.	1	0	0.0	0	0

NFL / DEFENSIVE FUMBLE RECOVERIES

Rank	Player, Team	Ret	Yards	Avg	Long	TD
1t)	Durant, Det.	2	0	0.0	0	0
1t)	D. Thomas, NY-G	2	0	0.0	0	0
3t)	Blackburn, NY-G	1	40	40.0	40	0
3t)	Rolle, NY-G	1	9	9.0	9	0
3t)	*J. Smith, Bal.	1	4	4.0	4	0
3t)	*Jones, S.F.	1	1	1.0	1	0
3t)	Cook, Bal.	1	0	0.0	0	0
3t)	Costanzo, S.F.	1	0	0.0	0	0
3t)	Grant, NY-G	1	0	0.0	0	0
3t)	Spikes, N.E.	1	0	0.0	0	0
3t)	M. Thomas, Den.	1	0	0.0	0	0
3t)	Vilma, N.O.	1	0	0.0	0	0
3t)	Willis, S.F.	1	0	0.0	0	0
3t)	Woodley, Pit.	1	0	0.0	0	0

POSTSEASON / WEEK 20 / THROUGH SUNDAY, JANUARY 22, 2012

NFL Team Rankings (Rankings by League)

	BAL	CIN	DEN	HOU	<u>NE</u>	PIT	ATL	DET	GB	NO	<u>NYG</u>	SF
TYds/G	10	11	8	9	<u>2</u>	5	12	3	6	1	<u>4</u>	7
TYds/P	10	11	7	8	<u>3</u>	4	12	1	9	2	<u>6</u>	5
RYds/G	9	10	5	1	<u>6</u>	2	11	12	3	8	<u>7</u>	4
RshAvg	10	7	9	4	<u>8</u>	1	12	11	2	6	<u>5</u>	3
PsYd/G	10	7	9	12	<u>3</u>	5	11	2	6	1	<u>4</u>	8
PasAvg	6	10	3	7	<u>2</u>	9	12	1	11	4	<u>5</u>	8
%HdInt	5	12	1t	11	<u>9</u>	8	1t	10	7	6	<u>4</u>	1t
Sac/PP	12	8	10	3	<u>2</u>	11	5	1	7	4	<u>6</u>	9
1D/Gm	11	5t	9	8	<u>2</u>	5t	12	4	3	1	<u>7</u>	10
3D Eff	9	5	10	8	<u>4</u>	7	11	1	2	3	<u>6</u>	12
4D Eff	5t	5t	3	5t	<u>1</u>	5t	5t	11t	5t	2	<u>4</u>	11t
PR Avg	8	6	2t	9	<u>5</u>				1	7	<u>4</u>	2t
KR Avg	6	7	9	1	<u>2</u>		3	8	5	10	<u>11</u>	4
GPntAv	2	1	11	8	<u>9</u>	5t	5t	10	12	7	<u>4</u>	3
NPntAv	2	1	11	5	<u>8</u>	10	3	6	12	9	<u>7</u>	4
Pts/Gm	8t	11	10	7	<u>2</u>	6	12	3	8t	1	<u>4</u>	5
FG%	7	10	1t	8t	<u>1t</u>	1t			1t	1t	<u>8t</u>	1t

	BAL	CIN	DEN	HOU	<u>NE</u>	PIT	ATL	DET	GB	NO	<u>NYG</u>	SF
TYds/G	3	5	11	1	<u>4</u>	10	9	12	8	6	<u>2</u>	7
TYds/P	4	6	9	1	<u>2</u>	12	10	11	8	7	<u>5</u>	3
RYds/G	5	12	9	2	<u>7</u>	8	11	10	4	3	<u>6</u>	1
RshAvg	5	9	12	2	<u>4</u>	6	11	7	3	10	<u>8</u>	1
PsYd/G	5	1	7	2	<u>3</u>	8	6	12	10	9	<u>4</u>	11
PasAvg	5	6	8	1	<u>4</u>	12	9	11	10	7	<u>2</u>	3
%HdInt	1	9t	4	2	<u>7</u>	9t	9t	9t	3	5	<u>8</u>	6
Sac/PP	11	3	6	1	<u>2</u>	12	9	8	10	7	<u>4</u>	5
1D/Gm	9	5t	11	1	<u>2</u>	3t	5t	12	5t	8	<u>3t</u>	10
3D Eff	5	9t	7	4	<u>8</u>	2	11	12	9t	6	<u>1</u>	3
4D Eff	9t	1t	5t	5t	<u>9t</u>	1t	12	11	1t	1t	<u>5t</u>	5t
PR Avg	1	3t	11	6	<u>3t</u>	7	5	2		10	<u>9</u>	8
KR Avg	11		10	6	<u>3</u>	4	8t	8t	1	5	<u>7</u>	2
GPntAv	3	11	4	10	<u>1</u>	2	6		9	8	<u>5</u>	7
NPntAv	2	9	6	11	<u>1</u>	8	7		4	10	<u>3</u>	5
Pts/Gm	4	8	10	2t	<u>2t</u>	7	5	12	11	9	<u>1</u>	6
FG%	5	6t	6t	2t	<u>2t</u>	6t	1	6t	2t	6t	<u>6t</u>	6t