



BALTIMORE (13-4) AT NEW ENGLAND (14-3)

JANUARY 22, 2012 • 3:00 P.M. ET • GILLETTE STADIUM (68,756)

SEASON REVIEW

The Ravens are the only NFL team to earn the playoffs the past four seasons – and the only team to win a playoff game each of those four years (2008-11). ... Baltimore won the AFC North in 2011, sweeping the division, while the Ravens went 6-0 against playoff teams (now 7-0), matching Green Bay as the only clubs to go undefeated in division play and against other postseason qualifiers. ... The Ravens produced a second-straight 12-4 record, winning six of their last seven, and going undefeated at M&T Bank Stadium (Packers and Saints were also undefeated at home, with the Ravens' 10-game regular season home winning streak ranking second to Green Bay's 13). ... John Harbaugh is just the fourth head coach in NFL history to earn the playoffs in each of his first four seasons; his 49 total victories from 2008-11 tie (NE and NO) for second most in the league, one behind Pittsburgh (50). ... Joe Flacco has started every game under "Harbs," and his 44 regular season wins are the most ever by an NFL QB in his initial four seasons.

DEFENSE

The Ravens, who finished No. 3 in the league in fewest points permitted (16.6 ppg) for the fourth-straight year, tied an NFL record for consecutive seasons of being in the Top 3 for points allowed. ... Overall, Baltimore's "D" ranked third in the league in both yards allowed (288.9 ypg) and sacks (48, behind the Vikings and Eagles, with 50 each). ... The Ravens finished No. 1 in red zone defense (38.1 TD%), opponent QB rating (68.8), fewest offensive TDs allowed (21) and fewest TD passes permitted (11). ... Baltimore was second in rush defense (92.6 ypg) and third-down defense (32.1%). ... The Ravens also held nine of their 16 regular season opponents to 17 or fewer points. ... OLB Terrell Suggs produced a career-high 14 sacks and a team-record and NFL-high 7 FFs. ... Suggs, LB Ray Lewis, S Ed Reed and DT Haloti Ngata are 2011 Pro Bowl starters.

OFFENSE

Despite playing eight games against defenses ranked in the NFL's Top 8, the Ravens were 12th in scoring (23.6 ppg), seventh in third-down offense (42.4%) and 10th in rushing offense (124.8 ypg). ... RB Ray Rice produced a career-high and NFL-best 2,068 yards from scrimmage, ranking second in the league in rushing (1,364 to Maurice Jones-Drew's 1,606). Rice also set a team mark with 15 TDs and was second in the NFL among RBs with a team-high 76 catches (704 receiving yards). ... QB Joe Flacco produced his third-consecutive 3,500-yard/20-TD season and was 13 yards shy of his career high with 3,610 passing yards (3,622). ... WR Torrey Smith was third among NFL rookies with 841 receiving yards (50 catches); his receptions and yards, plus 7 TDs, set new Ravens first-year standards. (Baltimore started the rookie WR Smith and two second-year TEs: Ed Dickson and Dennis Pitta.) ... Over the last seven games of the season, the Ravens ranked No. 3 in rushing yards (1,105). ... Along with Rice, FB Vonta Leach and RG Marshal Yanda are 2011 Pro Bowlers.

SPECIAL TEAMS

The solid units are led by 2010 Pro Bowl K Billy Cundiff and P Sam Koch, a Pro Bowl first alternate a year ago. Cundiff scored a career-high 122 points this season, despite missing one game with a calf injury. Koch, one of the league's most accurate and consistent punters, produced a career-best 46.5 gross average. ... Starting CB Lardarius Webb was the punt returner most of the season and averaged 10.0 yards per return, adding a 68-yard TD. ... Injuries set back KOR David Reed, who led the NFL in KOR average in 2010 (29.3) and ended this season on IR. (Reed averaged an impressive 29.7 yards per KOR on 18 attempts in 2011.) ... Former Pro Bowl special-teamer Brendon Ayanbadejo – a second alternate this season – helped one of the NFL's youngest ST groups mature.

SCHEDULE/RESULTS

Date	Opponent	Result	Score
Sun. Sept. 11	Pittsburgh Steelers	W	35-7
Sun. Sept. 18	at Tennessee Titans	L	13-26
Sun. Sept. 25	at St. Louis Rams	W	37-7
Sun. Oct. 2	New York Jets	W	34-17
Sun. Oct. 16	Houston Texans	W	29-14
Mon. Oct. 24	at Jacksonville Jaguars	L	7-12
Sun. Oct. 30	Arizona Cardinals	W	30-27
Sun. Nov. 6	at Pittsburgh Steelers	W	23-20
Sun. Nov. 13	at Seattle Seahawks	L	17-22
Sun. Nov. 20	Cincinnati Bengals	W	31-24
Thurs. Nov. 24	San Francisco 49ers	W	16-6
Sun. Dec. 4	at Cleveland Browns	W	24-10
Sun. Dec. 11	Indianapolis Colts	W	24-10
Sun. Dec. 18	at San Diego Chargers	L	14-34
Sat. Dec. 24	Cleveland Browns	W	20-14
Sun. Jan. 1	at Cincinnati Bengals	W	24-16
Sun. Jan. 15	Houston Texans (Div.)	W	20-13
Overall: 13-4 Home: 9-0 Away: 4-4 Division: 6-0 AFC: 10-3 NFC: 3-1			

FOUR STRAIGHT

The Ravens are the only team to make the postseason – and to win a playoff game – in each of the past four seasons. Baltimore has earned postseason berths five of the last six years and in eight of the past 12 seasons.

MOST NFL PLAYOFF BERTHS / PAST FOUR SEASONS	
Berths	Team
4	Baltimore Ravens
3	Atlanta, Green Bay, Indianapolis, New England, New Orleans, Philadelphia, Pittsburgh



INJURY REPORT

Two key players on Injured Reserve are CB Domonique Foxworth (knee), an expected starter who missed the entire season, and KOR/WR David Reed (knee), who missed four games. The offense was held back the first half of the season when LG Ben Grubbs (foot), a first alternate Pro Bowler, did not play in six games, and WR Lee Evans (ankle) was down for seven. WR Anquan Boldin (knee) did not play in the final two games. CB Chris Carr (thigh/back) and No. 1 draft choice CB Jimmy Smith (ankle) missed seven and four games, respectively. ILBs Ray Lewis (foot, four games) and Dannell Ellerbe (thigh/concussion, seven) missed substantial time.

RAVENS SEASON HIGHLIGHTS

UNDEFEATED AT HOME

For the first time in team history, the Ravens went undefeated at home (8-0) and became just one of three NFL teams (GB and NO) to accomplish the feat in 2011. Under head coach John Harbaugh (since 2008), the Ravens have won 18 of their last 19 regular season home games and are 27-5 in games played in Baltimore.

NFL'S BEST REGULAR SEASON HOME RECORDS (John Harbaugh Era / Since 2008)

<u>Rk.</u>	<u>Team</u>	<u>Record</u>	<u>Pct.</u>
1.	New England Patriots	28-4	.875
2.	Baltimore Ravens	27-5	.844
3.	Atlanta Falcons	26-6	.813

2011 Home Quick Hits:

- The Ravens, Packers and Saints were the only teams to go undefeated at home during the 2011 regular season.
- In their eight regular season home games this season – all wins – the Ravens averaged 27.4 points per contest, while permitting just 14.9 ppg. Baltimore outscored opponents 219-119.
- The Ravens totaled 33 sacks and forced 18 turnovers at home in 2011, allowing 12 sacks and turning the ball over just 11 times (registering a +7 turnover margin).
- During the John Harbaugh Era (since 2008), the Ravens have outscored opponents 817-426 at M&T Bank Stadium. The Ravens have yielded 17 points or fewer in 27 of 32 home games under Harbaugh.

SACK ATTACK

The Ravens tied (NYG) to rank No. 3 in sacks, producing 48 QB drops, the third most in team history. Led by OLB Terrell Suggs' career-high 14 sacks, Baltimore registered at least 4 sacks in 7 different games, including a franchise-record-tying 9 in Week 12 vs. SF.

NFL SACKS LEADERS (2011 Season)

<u>Rk.</u>	<u>Team</u>	<u>Sacks</u>	<u>Sack Yards</u>
1.	Minnesota Vikings	50	335
	Philadelphia Eagles	50	316
3.	Baltimore Ravens	48	290
	New York Giants	48	335
5.	Cincinnati Bengals	45	277

Suggs Quick Hit:

- OLB Terrell Suggs ranked No. 1 in the AFC with his career-high 14 sacks in 2011 (tied for fifth in NFL) and also posted a league-high 7 FFs.

THIRD-DOWN SUCCESS

The Ravens boasted the NFL's No. 2 third-down defense in 2011, allowing opponents to convert just 32.1% of their attempts. The No. 2 ranking is the best finish for a Ravens' defense since John Harbaugh became head coach in 2008.

THIRD-DOWN DEFENSE (2011 Season)

<u>Rk.</u>	<u>Team</u>	<u>Conv.</u>	<u>Att.</u>	<u>Pct.</u>
1.	Arizona Cardinals	71	226	31.4
2.	Baltimore Ravens	71	221	32.1
3.	Detroit Lions	67	205	32.7
	New York Jets	69	211	32.7
5.	New Orleans Saints	67	202	33.2

SCORING DEFENSE

The Ravens allowed 16.6 points per game in 2011, the NFL's third-best mark. Baltimore also permitted a league-low 21 offensive TDs, including the fewest passing TDs (11). The 11 passing scores allowed also tied (2000) a franchise record.

POINTS ALLOWED PER GAME (2011 Season)

<u>Rk.</u>	<u>Team</u>	<u>Points</u>	<u>Points/Game</u>
1.	Pittsburgh Steelers	227	14.2
2.	San Francisco 49ers	229	14.3
3.	Baltimore Ravens	266	16.6
4.	Houston Texans	278	17.4
5.	Cleveland Browns	307	19.2

Ravens Tie NFL Record:

- Baltimore has posted the league's No. 3 scoring "D" each of the past four seasons, tying an NFL record for consecutive years ranking in the Top 3.
- During the John Harbaugh Era (since 2008), the Ravens have allowed 16.3 points per game, the NFL's second-best mark (Pit. - 15.7 ppg).

TOTAL DEFENSE

For the ninth consecutive year, the Ravens finished the regular season ranking in the top 10 in total defense. Baltimore concluded 2011 as the NFL's No. 3 defensive unit, allowing just 288.9 yards per game (92.6 rushing and 196.3 passing).

NET YARDS ALLOWED / TOTAL DEFENSE (2011 Season)

<u>Rk.</u>	<u>Team</u>	<u>Total</u>	<u>Rushing</u>	<u>Passing</u>
1.	Pittsburgh Steelers	271.8	99.8	171.9
2.	Houston Texans	285.7	96.0	189.7
3.	Baltimore Ravens	288.9	92.6*	196.3**
4.	San Francisco 49ers	308.2	77.3	230.9
5.	New York Jets	312.1	111.1	201.0

* Ranked No. 2 in NFL ** Ranked No. 4 in NFL

RED ZONE DEFENSE

The Ravens' defense ranked No. 1 in red zone TD scoring percentage (38.1) in 2011. Baltimore permitted just 16 TDs in the red zone, ranking as the NFL's second fewest (SF - 14).

OPPONENT RED ZONE SCORING (2011 Season)

<u>Rk.</u>	<u>Team</u>	<u>RZ Drives</u>	<u>RZ TDs</u>	<u>RZ TD Pct.</u>
1.	Baltimore Ravens	42	16	38.1
2.	Arizona Cardinals	58	23	39.7
3.	Cleveland Browns	49	20	40.8
4.	San Francisco 49ers	34	14	41.2
5.	Washington Redskins	57	25	43.9

NUMBER TO RAVE ABOUT

3.53

Yards per rush the Ravens' defense allowed in 2011, the NFL's second-best average (SF - 3.50). The Ravens have now held foes to under 4 yards per carry in each year of their existence (1996-2011), producing an NFL-record 16-consecutive-seasons streak (15 by both Buffalo, 1986-2000 & Dallas, 1964-78).

RAVENS SEASON HIGHLIGHTS

RICE LEADS NFL

RB Ray Rice posted a career-best and an NFL-high 2,068 yards from scrimmage, also adding a Ravens-record 15 total TDs (12 rushing and 3 receiving). Rice's 1,364 rushing yards ranked second in the NFL, while his 2,068 total yards marked the second time (2009: 2,041) that he's surpassed the 2,000 milestone.

NFL NET YARDS FROM SCRIMMAGE (2011 Season)

Rk.	Player	Yards	---Rush---		---Pass---	
			Att-Yds	TD	Rec-Yds	TD
1.	Ray Rice	2,068	291-1,364	12	76-704	3
2.	M. Jones-Drew	1,980	343-1,606	8	43-374	3
3.	Arian Foster	1,841	278-1,224	10	53-617	2

1,000/700 Club:

- Ray Rice became just the second player in NFL history to post multiple 1,000-yard rushing/700-yard receiving seasons (also in 2009), joining Marshall Faulk, who did it an impressive four times (1998-2001).

NFL RUSHING YARDS LEADERS (2011 Season)

Rk.	Player	Att.	Yards	Avg.	LG	TDs
1.	Maurice Jones-Drew	343	1,606	4.7	56	8
2.	Ray Rice	291	1,364	4.7	70t	12
3.	Michael Turner	301	1,340	4.5	81t	11

SMITH STRONG AS ROOKIE

WR Torrey Smith (second-round pick) ranked No. 3 in the NFL in receiving yards by a rookie, posting Ravens rookie records in catches (50), receiving yards (841) and touchdowns (7).

NFL ROOKIE RECEIVING YARDS LEADERS (2011 Season)

Rk.	Player (Team)	Yards	Rec.	Avg.	LG	TD
1.	A.J. Green (Cin.)	1,057	65	16.3	58	7
2.	Julio Jones (Atl.)	959	54	17.8	80t	8
3.	Torrey Smith (Bal.)	841	50	16.8	74t	7

FLACCO SETS SEVERAL RECORDS

This season, QB Joe Flacco surpassed the 3,000-yard passing milestone for the third-consecutive season, becoming the first QB in Baltimore football history (Colts and Ravens) to accomplish the feat. Flacco also threw for 20 TDs in 2011, posting his third-straight 3,500-yard/20-touchdown campaign.

SINGLE-SEASON PASSING YARDS (Ravens History)

Rk.	Player (Year)	Cmp-Att	Pct.	Yards	TD	INT	Rate
1.	V. Testaverde ('96)	325-549	59.2	4,177	33	19	88.7
2.	Joe Flacco ('10)	306-489	62.6	3,622	25	10	93.6
3.	Joe Flacco ('09)	315-499	63.1	3,613	21	12	88.9
4.	Joe Flacco ('11)	312-542	57.6	3,610	20	12	80.9

Record Wins and Playoffs:

- Joe Flacco has produced 44 regular season wins (49 including playoffs) as a starter, the most in NFL history by a QB in his first four seasons. Atlanta's Matt Ryan ranks second (43), followed by Dan Marino (41).
- Joe Flacco is the only starting QB since the 1970 merger to make the playoffs in each of his first four seasons. He also owns a 5-3 postseason record, with four of those victories coming on the road.

49 WINS UNDER HARBS

In John Harbaugh's four seasons with the Ravens, Baltimore has tied (New England and New Orleans) to produce the NFL's second-most total wins (49). Earning a 12-4 record for the second-straight year, the Ravens have compiled a 44-20 regular season record under "Harbs," adding a 5-3 mark in postseason play.

NFL WINS / INCLUDING PLAYOFFS (Since Coach Harbaugh's Arrival in 2008)

Rk.	Team	Combined Wins
1.	Pittsburgh Steelers	50
2.	Baltimore Ravens	49
	New England Patriots	49
	New Orleans Saints	49

"O" BALANCE IS KEY

- Baltimore was one of two teams (Atlanta) to boast a 3,500-yard passer (Joe Flacco), a 1,300-yard rusher (Ray Rice) and two 800-yard receivers (Anquan Boldin & Torrey Smith).
- Baltimore was the only NFL team to record at least 20 passing TDs, 15 rushing TDs and 5 return TDs in 2011.
- The Ravens were one of four teams (NO, SD & Ten.) to have five different players post at least 40 catches for 400 receiving yards.

DIVISION SWEEP

For the first time in franchise history, the Ravens swept the AFC North division. Only Baltimore and Green Bay went undefeated in division play in 2011, becoming just the sixth and seventh teams to accomplish such a feat since 2008:

TEAMS UNDEFEATED IN DIVISION PLAY (Since 2008)

Team	Division	Year
Baltimore Ravens	AFC North	2011
Green Bay Packers	NFC North	2011
Oakland Raiders	AFC West	2010
Indianapolis Colts*	AFC South	2009
Cincinnati Bengals	AFC North	2009
Arizona Cardinals*	NFC West	2008
Pittsburgh Steelers*	AFC North	2008

* Reached Super Bowl

AFC North is NFL's Best:

- This season, the AFC North was the only division to produce three teams with winning records (Baltimore: 12-4, Pittsburgh: 12-4 and Cincinnati: 9-7), all clubs that made the 2011 playoffs.
- AFC North teams owned the NFL's top record in games played outside the division, combining for a 25-15 mark in contests outside the AFC North.

2011 PRO BOWLERS (7)

Players	Pro Bowls
LB Ray Lewis (starter)	13
S Ed Reed (starter)	8
OLB Terrell Suggs (starter)	5
DT Haloti Ngata (starter)	3
FB Vonta Leach (starter)	2
RB Ray Rice (starter)	2
G Marshal Yanda	1



2011 TEAM / PLAYOFF INFO

FINAL NFL RANKINGS

OFFENSE

	--Ravens--		--Patriots--	
Category	Stats	Rank	Stats	Rank
Total Offense	338.7	15	428.0	2
Rush Offense	124.8	10	110.3	20
Pass Offense	213.9	19	317.8	2
Points Per Game	23.6	12	32.1	3
3rd-Down Off. %	42.4	7	45.9	5
4th-Down Off. %	57.1	6(t)	63.6	3
Red Zone Off. (TD%)	51.0	17	65.3	2

DEFENSE

	--Ravens--		--Patriots--	
Category	Stats	Rank	Stats	Rank
Total Defense	288.9	3	411.1	31
Rush Defense	92.6	2	117.1	17
Pass Defense	196.3	4	293.9	31
Points Per Game	16.6	3	21.4	15
3rd-Down Def. %	32.1	2	43.1	28
4th-Down Def. %	47.6	21	42.1	15(t)
Red Zone Def. (TD%)	38.1	1	55.7	21(t)

TEAM

	--Ravens--		--Patriots--	
Category	Stats	Rank	Stats	Rank
Turnover Ratio	+2	11(t)	+17	3
Penalties	92	9th fewest	87	6th fewest
Penalty Yards	742	4th fewest	815	11th fewest

BROADCAST CREWS

Local Radio: WBAL Radio (1090 AM) / 98 Rock (97.9 FM)

- Gerry Sandusky (play-by-play)
- Stan White (analyst) - Qadry Ismail (analyst)

National Radio: Westwood One

- Dave Sims (play-by-play) - James Lofton (analyst)
- Tony Boselli (sideline)

TV: CBS / WJZ (Ch. 13)

- Jim Nantz (play-by-play) - Phil Simms (analyst)
- Lance Barrow (producer) - Mike Arnold (director)



WEEK'S MEDIA SCHEDULE

Wednesday, Jan. 18

12 p.m. Head Coach John Harbaugh
Joe Flacco, Ray Lewis, Ray Rice & Terrell Suggs
Open Locker Room

1:30 p.m. Ravens Practice/Media Viewing

Thursday, Jan. 19

12:25 p.m. Ravens Practice/Media Viewing
1:50 p.m. Head Coach John Harbaugh (by request)
Asst. Head Coach/ ST Coordinator Jerry Rosburg
Offensive Coordinator Cam Cameron
Defensive Coordinator Chuck Pagano
Open Locker Room

Friday, Jan. 20

11:30 a.m. Ravens Practice/Media Viewing
12:45 p.m. Head Coach John Harbaugh & Joe Flacco
Open Locker Room

FINAL AFC NORTH STANDINGS

Teams	W	L	T	Home	Road	Div.	Con.	PF	PA	Streak
Baltimore	12	4	0	8-0	4-4	6-0	9-3	378	266	Won 2
Pittsburgh	12	4	0	7-1	5-3	4-2	9-3	325	227	Won 2
Cincinnati	9	7	0	4-4	5-3	2-4	6-6	344	323	Lost 1
Cleveland	4	12	0	3-5	1-7	0-6	3-9	218	307	Lost 6

RAVENS HONOR ROLL

QB JOE FLACCO

- FedEx Air NFL Player of the Week - Week 3 at STL
- GMC "Never Say Never Moment" - Week 9 at Pit.

OLB JARRET JOHNSON

- AFC Defensive Player of the Week - Week 4 vs. NYJ

FB VONTA LEACH

- Pro Bowl (starter) - 2nd Invite
- NFL First-Team All-Pro (*Associated Press*)
- *Sports Illustrated* First-Team All-Pro (Peter King)

LB RAY LEWIS

- Pro Bowl (starter) - 13th Invite
- AFC Defensive Player of the Week - Week 3 at STL

DT HALOTI NGATA

- Pro Bowl (starter) - 3rd Invite
- NFL First-Team All-Pro (*Associated Press*)
- NFL First-Team All-Pro (*Pro Football Weekly*)
- *Sports Illustrated* First-Team All-Pro (Peter King)

S ED REED

- Pro Bowl (starter) - 8th Invite
- NFL Second-Team All-Pro (*Associated Press*)

RB RAY RICE

- Pro Bowl (starter) - 2nd Invite
- NFL Second-Team All-Pro (*Associated Press*)
- GMC "Never Say Never Moment" - Week 8 vs. Ari.
- FedEx Ground NFL Player of the Week - Week 13 at Cle.
- AFC Offensive Player of the Week - Week 13 at Cle.
- AFC Offensive Player of the Week - Week 17 at Cin.
- FedEx Ground NFL Player of the Week - Week 17 at Cin.

WR TORREY SMITH

- AFC Offensive Player of the Week - Week 11 vs. Cin.
- Pepsi NFL Rookie of the Week (*NFL.com* vote) - Week 11 vs. Cin.

LB TERRELL SUGGS

- Pro Bowl (starter) - 5th Invite
- Defensive Player of the Year (*Pro Football Weekly*)
- NFL First-Team All-Pro (*Associated Press*)
- NFL First-Team All-Pro (*Pro Football Weekly*)
- AFC Defensive Player of the Month - December/January
- AFC Defensive Player of the Week - Week 1 vs. Pit.
- AFC Defensive Player of the Week - Week 12 vs. SF
- AFC Defensive Player of the Week - Week 14 vs. Ind.

G MARSHAL YANDA

- Pro Bowl - 1st Invite
- NFL Second-Team All-Pro (*Associated Press*)
- *Sports Illustrated* First-Team All-Pro (Peter King)

PLAYOFF HISTORY / NOTES

FOUR IN A ROW



John Harbaugh is just the fourth head coach in NFL history (since 1970 merger) to guide his team to the playoffs in each of his first four seasons, and last Sunday against Houston, became the first to win a playoff game in each of those four years. Under Harbaugh, the Ravens are 5-3 in the postseason.

HEAD COACHES TO MAKE PLAYOFFS IN EACH OF FIRST FOUR SEASONS (Since 1970 Merger)

<u>Coach (Team)</u>	<u>Seasons</u>	<u>Combined Reg. Season Record</u>	<u>Combined Playoff Rec.</u>
John Harbaugh (Bal.)	2008-11	44-20	5-3
Bill Cowher (Pit.)	1992-95	43-21	3-4
John Robinson (LAR)	1983-86	40-24	2-4
Chuck Knox (LAR)	1973-76	44-11	3-4

Harbaugh Playoff Quick Hits:

- Joe Flacco and Harbaugh, whose NFL head coaching career began in 2008, are the first QB-HC duo to start their NFL careers at the same time and lead a team to the playoffs in each of their first four seasons.
- "Harbs" (2008 & 2011), Cowher (1994-95) and Knox (1974 & 1976) each reached two conference title games in their first four seasons.

PLAYOFF PERFORMERS

The Ravens have earned eight postseason berths – including a franchise-record four straight – in their 16-year history (2011, 2010, 2009, 2008, 2006, 2003, 2001, 2000). Baltimore's eight berths since '00 tie (Pittsburgh) for third most in the AFC.

MOST NFL PLAYOFF BERTHS (2000-11)

<u>AFC</u>	<u>NFC</u>
10 - Indianapolis	9 - Philadelphia
9 - New England	8 - Green Bay
8 - Baltimore	7 - NY Giants
Pittsburgh	Seattle
6 - NY Jets	5 - Atl., TB, NO
5 - Den./SD/Ten.	4 - Dal., Min., STL

RAVENS PLAYOFF HISTORY

The Ravens are 10-6 in playoff history, 2-2 at home, 7-4 on the road and 1-0 at a neutral site (Super Bowl XXXV).

<u>Date</u>	<u>Game</u>	<u>Results</u>
12/31/00	Wild Card vs. Denver	Ravens, 21-3
01/07/01	Divisional at Tennessee	Ravens, 24-10
01/14/01	AFC Championship at Oakland	Ravens, 16-3
01/28/01	Super Bowl XXXV at NY Giants	Ravens, 34-7
01/13/02	Wild Card at Miami	Ravens, 20-3
01/20/02	Divisional at Pittsburgh	Steelers, 27-10
01/03/04	Wild Card vs. Tennessee	Titans, 20-17
01/13/07	Divisional vs. Indianapolis	Colts, 15-6
01/04/09	Wild Card at Miami	Ravens, 27-9
01/10/09	Divisional at Tennessee	Ravens, 13-10
01/18/09	AFC Championship at Pittsburgh	Steelers, 23-14
01/10/10	Wild Card at New England	Ravens, 33-14
01/16/10	Divisional at Indianapolis	Colts, 20-3
01/09/11	Wild Card at Kansas City	Ravens, 30-7
01/15/11	Divisional at Pittsburgh	Steelers, 31-24
01/15/12	Divisional vs. Houston	Ravens, 20-13

RAVENS PLAYOFF NOTES



- Over the past four seasons (2008-11), the Ravens are the only team to earn four consecutive playoff berths, securing their franchise-record fourth straight in Week 15 this year.
- The Ravens are the only NFL team to win at least one playoff game in each of the past four seasons (2008-11).
- The Ravens' five playoff wins over the past four seasons tie Pittsburgh for most in the NFL. Four of the Ravens' victories have come on the road, tying the Jets for the NFL's most.
- The Ravens have played an NFL-high 11 road playoff games since 2000 (tied with the NY Jets). Baltimore's seven postseason road wins during this span are the most in the league.
- Since 2000, the Ravens' 16 playoff games rank fifth most in the NFL, while Baltimore's 10 playoff wins tie Philadelphia for third most during this span.
- The Ravens' four playoff losses over the past five seasons have come at the hands of two Super Bowl Champions (2006 Colts – in Divisional Round; 2008 Steelers – in Conference Championship) and two AFC Champions (2010 Steelers – in Divisional Round; 2009 Colts – in Divisional Round).

BEST PLAYOFF MARK

The Ravens own the best playoff winning percentage (.625) in NFL history (since 1970 merger), compiling a 10-6 postseason mark. Under head coach John Harbaugh, Baltimore is 5-3 in the playoffs.

NFL POSTSEASON WINNING PCT. (Since 1970 Merger)

<u>Rk.</u>	<u>Team</u>	<u>Record</u>	<u>Pct.</u>
1.	Baltimore Ravens*	10-6	.625
2.	Pittsburgh Steelers*****	33-20	.623
3.	New York Giants***	18-11	.621
4.	San Francisco 49ers*****	26-16	.619
5.	Washington Redskins***	20-13	.606

* Number of Super Bowl titles

BEHIND ENEMY LINES

The Ravens are 7-4 on the road in all-time postseason play, posting the second-best road win percentage (.636) since the 1970 merger. The Ravens are 4-3 on the road during the John Harbaugh Era, including 1-0 against the Patriots in Foxborough (1/10/10).

NFL POSTSEASON WINNING PCT. / ROAD GAMES (Since 1970 Merger)

<u>Rk.</u>	<u>Team</u>	<u>Record</u>	<u>Pct.</u>
1.	Carolina Panthers	4-2	.667
2.	Baltimore Ravens	7-4	.636
3.	New York Giants	7-6	.538
4.	San Diego Chargers	4-5	.444

PLAYOFF WINS (2008-11)

1. **Baltimore Ravens** 5
- Pittsburgh Steelers 5
- Ari./GB/NO/NYJ 4

PLAYOFF ROAD WINS (2008-11)

1. **Baltimore Ravens** 4
- New York Jets 4
- Green Bay Packers 3

PLAYOFF HISTORY / NOTES

TURNOVER TABLE

In their postseason history, the Ravens have dominated the turnover battle, registering a +17 mark in 16 games. The Ravens are 10-1 all time in the playoffs when posting a positive turnover ratio.

RAVENS PLAYOFF TURNOVER TABLE
(All-Time Postseason Play)

Date	Game	+/-	Result
12/31/00	Wild Card vs. Denver	+1	W
01/07/01	Divisional at Tennessee	+1	W
01/14/01	AFC Championship at Oakland	+3	W
01/28/01	Super Bowl XXXV vs. NY Giants	+5	W
01/13/02	Wild Card at Miami	+2	W
01/20/02	Divisional at Pittsburgh	-3	L
01/03/04	Wild Card vs. Tennessee	+1	L
01/13/07	Divisional vs. Indianapolis	-2	L
01/04/09	Wild Card at Miami	+4	W
01/10/09	Divisional at Tennessee	+3	W
01/18/09	AFC Championship at Pittsburgh	-3	L
01/10/10	Wild Card at New England	+2	W
01/16/10	Divisional at Indianapolis	-3	L
01/09/11	Wild Card at Kansas City	+3	W
01/15/11	Divisional at Pittsburgh	-1	L
01/15/12	Divisional vs. Houston	+4	W
Totals		+17	10-6

MOST TURNOVERS FORCED / POSTSEASON
(Since 2000)

Rk.	Team	G	TO	INT	Fum.
1.	Baltimore Ravens	16	46	32	14
2.	New England Patriots	20	43	27	16
3.	Indianapolis Colts	18	34	21	13
4.	Pittsburgh Steelers	18	32	20	12
5.	Philadelphia Eagles	19	31	18	13

RAVENS PLAYOFF TRENDS

Category	All Time	2011
vs. AFC	9-6	1-0
vs. NFC (Giants: Super Bowl XXXV)	1-0	0-0
Home	2-2	1-0
Away	7-4	0-0
Leading at Halftime	8-2	1-0
Trailing at Halftime	0-4	0-0
Tied at Halftime	2-0	0-0
Leading After 3 Quarters	8-0	1-0
Tied After 3 Quarters	2-1	0-0
Trailing After 3 Quarters	0-5	0-0
Decided by 7 Points or Less	2-1	1-0
Decided By 3 Points or Less	1-1	0-0
When Scoring First	5-0	0-0
When Not Scoring First	5-6	1-0
Positive or Even Turnover Ratio	10-1	1-0
Negative Turnover Ratio	0-5	0-0
Winning or Even Penalty Ratio	8-2	1-0
Losing Penalty Ratio	2-4	0-0
With a 100-Yard Rusher	4-0	0-0
With a 100-Yard Receiver	1-0	0-0
Without a 100-Yard Rusher	6-6	1-0
Without a 100-Yard Receiver	9-6	1-0
When Allowing a 100-Yard Rusher	1-0	1-0
When Not Allowing a 100-Yard Rusher	9-6	0-0
When Allowing a 100-Yard Receiver	2-0	1-0
When Not Allowing a 100-Yard Receiver	8-6	0-0
With a 300-Yard Passer	0-0	0-0
Without a 300-Yard Passer	10-6	1-0
Allowing a 300-Yard (net) Passer	0-0	0-0
Not Allowing a 300-Yard (net) Passer	10-6	1-0

STOUT PLAYOFF "D"

In their 16 all-time playoff games, the Ravens have only allowed 166.4 passing yards and 84.9 rushing yards per contest. Baltimore's 251.4 net yards allowed per game since 2000 (minimum five games) rank as the NFL's best mark during this span.

TOP DEFENSIVE POSTSEASON RANKINGS
(Min. Five Games / Since 2000)

TOTAL NET YARDS (Fewest Allowed)	PASSING YARDS (Fewest Allowed)	RUSHING YARDS (Fewest Allowed)
1. Baltimore . . . 251.4	1. Baltimore . . . 166.4	1. Tennessee . . . 67.6
2. Tampa Bay . . . 259.6	2. Tampa Bay . . . 169.6	2. Pittsburgh . . . 76.7
3. Tennessee . . . 278.0	3. Philadelphia . . 185.4	3. Baltimore . . . 84.9

STINGY DEFENSE

The Ravens have allowed 13.4 points per game in postseason play, the NFL's best playoff mark ever. Limiting the Chiefs to only 7 points in the 2010 Wild Card win (1/9/11), it marked the eighth playoff game Baltimore has allowed 10-or-fewer points since 2000. Amazingly, no other team has more than four such games over this span.

NFL POSTSEASON SCORING DEFENSE
(Since 1970 Merger / Min. Five Games)

Rk.	Team	G	Pts	Pts/Gm
1.	Baltimore Ravens	16	215	13.4
2.	Washington Redskins	33	530	16.1
3.	New York Giants	29	510	17.6

PLAYOFF PICKS

In 16 playoff games, the Ravens' "D" has forced 32 INTs, including 20 thefts in their last 10 postseason contests. Baltimore's 32 INTs rank as the most in NFL postseason play since 2000, while the 552 INT return yards also stand first.

NFL POSTSEASON INTs LEADERS
(Since 2000)

Rk.	Team	INTs	Yards	TDs	Games
1.	Baltimore Ravens	32	552	4	16
2.	New England Patriots	27	429	5	20
3.	Indianapolis Colts	21	289	1	18

INTs Quick Hit:

- Baltimore forced 3 INTs from Houston QB T.J. Yates in last week's Divisional Playoff victory, producing their eighth playoff game with multiple picks in Ravens postseason history.

STUFFING THE RUN


Baltimore has allowed one 100-yard rusher in the playoffs (Houston's Arian Foster had 132 yards last week), holding opposing RBs under the century mark in 15 of 16 postseason contests. The Ravens have permitted a 3.2 yards-per-carry mark in 16 playoff games, ranking as the lowest playoff average since the 1970 merger.

LOWEST POSTSEASON OPPONENT RUSHING AVERAGE
(Since 1970 Merger)

Rk.	Team	Att.	Yards	Avg.
1.	Baltimore Ravens	421	1,359	3.2
2.	Pittsburgh Steelers	1,430	4,963	3.5
	Atlanta Falcons	507	1,785	3.5

PLAYOFF HISTORY / NOTES

ONLY PLAYOFF QB: FIRST FOUR



Joe Flacco is the first starting QB in NFL history (since 1970 merger) to make the playoffs in each of his first four seasons and also the first to win a playoff game in each of those years. Flacco has compiled five playoff victories since 2008, tied for the second most by a QB over the first four years of a career.

MOST PLAYOFF WINS BY A STARTING QB / FIRST FOUR SEASONS (Since 1970 Merger)

<u>Quarterback</u>	<u>Seasons</u>	<u>Playoff Wins/Record</u>
Tom Brady	2000-03	6-0
Joe Flacco	2008-11	5-3
Ben Roethlisberger	2004-07	5-2
Kurt Warner	1998-2001	5-2

PLAYOFF SACK ARTIST



OLB Terrell Suggs has posted 10 sacks in 10 career playoff games, including a team-high 5 during the 2010 playoffs. Dating back to 2008, Suggs' 10 QB drops rank first in NFL postseason play, while his 69 yards lost also stand No. 1.

NFL POSTSEASON SACKS LEADERS (Since 2008)

<u>Rk.</u>	<u>Players</u>	<u>Sacks</u>	<u>Yards</u>
1.	Terrell Suggs (Bal.)	10.0	69.0
2.	LaMarr Woodley (Pit.)	9.0	48.0
3.	James Harrison (Pit.)	5.0	34.0
4.	Clay Matthews (GB)	4.5	31.5

Suggs Quick Hits:

- Suggs' 10 career playoff sacks rank first in Ravens franchise history. (Michael McCrary is second with 6.)
- In the 2010 Divisional game at Pittsburgh (1/15/11), Suggs produced a postseason career-high 3 sacks, including 1 FF that was recovered by DE Cory Redding and returned for a touchdown.

RUSH OF SUCCESS



On the first play from scrimmage in 2009's Wild Card win at New England (1/10/10), RB Ray Rice ran for an 83-yard TD, the second-longest run in NFL postseason history. His jolt was the longest in Ravens playoff history, while he also tallied a Ravens' playoff-record 159 rushing yards and 2 TDs on 22 carries.

LONGEST POSTSEASON RUNS (Since 1970 Merger)

<u>Rk.</u>	<u>Player</u>	<u>Date/Opp.</u>	<u>Rush Long</u>
1.	Fred Taylor (Jax.)	1/15/00 vs. Mia.	90t
2.	Ray Rice (Bal.)	1/10/10 at NE	83t
3.	Charlie Garner (Oak.)	1/12/02 vs. NYJ	80t

RAVENS MOST RUSHING YARDS (Single-Game Playoff Highs)

<u>Rk.</u>	<u>Player</u>	<u>Date/Opp.</u>	<u>Att.</u>	<u>Yds.</u>	<u>Avg.</u>	<u>TD</u>
1.	Ray Rice	1/10/10 at NE	22	159	7.2	2
2.	Jamal Lewis	12/31/00 vs. Den.	30	110	3.7	2
3.	Terry Allen	1/13/02 at Mia.	25	109	4.4	1

PLAYOFF BALLHAWK



S Ed Reed owns 8 INTs in 10 playoff games, including 1 theft in last week's Divisional victory over Houston. The 8 career INTs rank as the most among active NFL players, with Reed's INTs having come in 10 games, which is nine fewer contests played than Asante Samuel, who ranks second.

POSTSEASON INTERCEPTION LEADERS (Active Players)

<u>Rk.</u>	<u>Player</u>	<u>INTs</u>	<u>Yards</u>	<u>TDs</u>	<u>Games</u>
1.	Ed Reed	8	162	1	10
2.	Asante Samuel	7	227	4	19
3.	Antoine Bethea	4	52	0	10
	Brian Dawkins	4	75	0	18

Reed Quick Hit:

- Reed had 1 INT of Patriots QB Tom Brady in the Ravens' 2009 Wild Card playoff victory at New England (1/10/10).

RAVENS PLAYOFF EXPERIENCE

Twenty players on the Ravens' 53-man roster have played in a Conference Title game. Led by LB Ray Lewis (16 games), there are 35 Ravens who have played in at least two postseason contests.

RAVENS WITH MULTIPLE PLAYOFF GAMES PLAYED (Games Played/Started)

<u>Player</u>	<u>GP</u>	<u>GS</u>	<u>Furthest Game Played In</u>
Lewis, Ray	16	16	Super Bowl (2000, Bal.)
Birk, Matt	13	10	NFC Champ. (2000, Min.)
Ayanbadejo, Brendon	10	0	Super Bowl (2006, Chi.)
Johnson, Jarret	10	8	AFC Champ. (2008, Bal.)
Reed, Ed	10	10	AFC Champ. (2008, Bal.)
Suggs, Terrell	10	10	AFC Champ. (2008, Bal.)
Koch, Sam	9	0	AFC Champ. (2008, Bal.)
Ngata, Haloti	9	9	AFC Champ. (2008, Bal.)
Cundiff, Billy	8	0	NFC Champ. (2006, NO)
Flacco, Joe	8	8	AFC Champ. (2008, Bal.)
Grubbs, Ben	8	8	AFC Champ. (2008, Bal.)
McClain, Jameel	8	3	AFC Champ. (2008, Bal.)
Carr, Chris	7	3	AFC Div. (2008 Ten., 2009-10 Bal.)
McKinney, Brandon	7	0	AFC Champ. (2008, Bal.)
Rice, Ray	7	5	AFC Champ. (2008, Bal.)
Boldin, Anquan	6	6	Super Bowl (2008, Ari.)
Gurode, Andre	6	5	NFC/AFC Div. ('07 & '09 Dal., '11 Bal.)
Jones, Edgar	6	0	AFC Champ. (2008, Bal.)
McKinnie, Bryant	6	6	NFC Champ. (2009, Min.)
Nakamura, Haruki	6	0	AFC Champ. (2008, Bal.)
Zbikowski, Tom	6	0	AFC Champ. (2008, Bal.)
Ellerbe, Dannell	5	2	AFC Div. (2009-11, Bal.)
Oher, Michael	5	5	AFC Div. (2009-11, Bal.)
Williams, Cary	5	1	AFC Div. (2009-11, Bal.)
Wilson, Kris	5	3	AFC Div. (2008-09 SD, 2011 Bal.)
Yanda, Marshal	5	5	AFC Div. (2009-11, Bal.)
Cook, Emanuel	4	0	AFC Champ. (2010, NYJ)
Cody, Terrence	3	1	AFC Div. (2010-11, Bal.)
Dickson, Ed	3	2	AFC Div. (2010-11, Bal.)
Kruger, Paul	3	0	AFC Div. (2010-11, Bal.)
Redding, Cory	3	3	AFC Div. (2010-11, Bal.)
Webb, Lardarius	3	1	AFC Div. (2010-11, Bal.)
Williams, Ricky	3	0	AFC Div. (2011, Bal.)
Leach, Vonta	2	1	AFC Div. (2011, Bal.)
Pollard, Bernard	2	1	AFC Div. (2011, Bal.)

PLAYOFF HISTORY / NOTES

PLAYOFF PERFORMERS

WR ANQUAN BOLDIN

G	Rec.	Yds	Avg.	LG	TDs	1st	25+
6	24	325	13.5	71t	3	14	4

- In last Sunday's Divisional win vs. Houston, Boldin had 4 catches for a team-high 73 yards, posting a 10-yard TD reception.
- Boldin played in Super Bowl XLIII with the Cardinals, falling 27-23 to the Steelers. He posted 8 catches for 84 yards in the game.
- Boldin scored a 71-yard TD reception on 1/3/09 in the Wild Card matchup vs. Atlanta.

QB JOE FLACCO

Record	Att.	Cmp.	Pct.	Yds	TDs	INT	Rate
5-3	211	112	53.1	1,226	6	7	66.2

- Last Sunday in the Divisional win over Houston, Flacco was 14-of-27 for 176 yards, 2 TDs and 1 INT.
- Flacco passed for a Ravens-playoff record 265 yards on 25-of-34 passing in the Wild Card win at KC (1/9/11).
- Flacco, Len Dawson, Jake Delhomme, Eli Manning, Mark Sanchez and Roger Staubach all own four playoff road wins, the most among starting QBs in NFL history.

LB RAY LEWIS

G	TT	Solo	AS	INT	TD	FF	FR	Sk-Yds	PD
16	173	112	61	2-54	1	6	1	2-17	13

- In the 2010 Wild Card win at KC (1/9/11), Lewis tallied 4 stops, 1 sack (-10 yards) and the 6th FF of his playoff career. Lewis is tied with Neil Smith for the most career FFs in NFL postseason history.
- Lewis made 11 tackles (6 solo) and had 4 PD en route to Super Bowl XXXV MVP honors when the Ravens topped the New York Giants, 34-7, on 1/28/01.
- Facing Tennessee in the Divisional round that season, Lewis recorded his sole postseason TD, taking a Steve McNair INT 50 yards for the score in the Ravens' 24-10 victory.
- Lewis had his highest postseason tackle total with 23 stops (13 solo) in the Ravens' Divisional loss to the Colts on 1/13/07. Lewis also notched 4 PD in that contest.

S ED REED

G	TT	Solo	AS	INT	TD	FF	FR	Sk-Yds	PD
10	31	26	5	8-162	1	0	1	0-0	15

- Reed's 8 playoff INTs are the most among all active players.

RB RAY RICE

G	Att.	Yds	Avg.	LG	TDs	1st	10+
7	86	377	4.4	83t	3	9	5

- Ran for a playoff team-record 159 yards and 2 TDs on 22 carries (7.2 avg.) in the '09 Wild Card win at NE (1/10/10), spurring the Ravens' 234-yard rushing output (most in team playoff history).
- Rice also has 28 catches for 197 yards and 1 TD in the postseason.

LB TERRELL SUGGS

G	TT	Solo	AS	INT	TD	FF	FR	Sk-Yds	PD
10	49	41	8	0-0	0	3	2	10-69	1

- Suggs is the Ravens' all-time playoff sack leader and also owns the NFL's most postseason sacks (10) since 2008.
- In the Wild Card win at New England (1/10/10), Suggs had 3 tackles and a sack on which he forced and recovered a fumble.

LAST WEEK: BAL. 20, HOU. 13

The Ravens forced 4 Houston turnovers, jumped to a 17-3, first-quarter lead and won, 20-13, last Sunday at M&T Bank Stadium in a Divisional Round showdown. Baltimore, winners of the AFC North, turned two first-quarter Houston turnovers into touchdowns on its way to topping the AFC South champions. After the Texans took a 3-0 lead on a 40-yard K Neil Rackers' field goal – set up by S Daniele Manning's game-opening 60-yard kickoff return – the Ravens scored 17 consecutive points. CB Jimmy Smith's fumble recovery of WR Jacoby Jones attempted punt return gave the Ravens the ball at the Texans' 2-yard line. QB Joe Flacco then hit TE Kris Wilson with a 1-yard TD toss. After a 48-yard K Billy Cundiff FG, CB Lardarius Webb stole a QB T.J. Yates pass at the Houston 34. Flacco followed with a 10-yard TD to WR Anquan Boldin for the 17-3 lead. The Texans made it 17-13 at the half after scoring twice in the second quarter: Rackers' 33-yard FG and a 1-yard RB Arian Foster TD. Cundiff's 44-yard FG provided the final margin in the fourth quarter. A Texans' comeback was stopped with 1:51 left in the game on S Ed Reed's interception. Webb grabbed 2 INTs, as the Ravens held Yates to a 28.8 QB rating (17-of-35 for 184 yards with 3 INTs.) Flacco was 14-of-27 for 176 (97.1 rating). Foster was impressive, rushing 27 times for 132 yards, while Texans WR Andre Johnson caught 8 passes for 111 yards.

DIVISIONAL NOTES VS. TEXANS

NO PENALTIES A FRANCHISE FIRST

- For the first time in franchise history (even including postseason play), the Ravens did not commit a penalty.

TURNOVER BATTLE KEY

- Forcing 4 turnovers by the Texans (3 INTs and 1 FR), the Ravens did not surrender a give-away to finish +4. Baltimore is 10-1 all time in the playoffs when posting a positive turnover ratio.

GOOD TO BE HOME

- Baltimore won its first playoff game at home since 12/31/00 vs. Denver when the Ravens kicked off their Super Bowl run. Sunday's playoff victory marked the Ravens' 11th-consecutive win at home and the 19th in their last 20 contests at M&T Bank Stadium.

WEBB TIES RECORD WITH 2 INTs

- CB Lardarius Webb tied a Ravens' postseason record with his 2 INTs. He joined S Ed Reed and CB Duane Starks as the only Ravens who have posted 2 picks in a playoff game.

BOLD AFTER THE BYE

- Under head coach John Harbaugh (since 2008), the Ravens are now 5-0 when coming off a bye week. Following a Week 5 bye this season (10/16), Baltimore also beat the Texans, 29-14.

SUCCESS IN THE FIRST

- During the 2011 regular season, the Texans allowed an NFL-low 39 total points in the first quarter. Last Sunday, Baltimore scored 17 points in the opening frame, posting the highest total against Houston in the first quarter all season.

RAVENS "100" STREAK ENDS

- Baltimore entered last Sunday's game having held opposing RBs under the century mark in 15 straight playoff contests. RB Arian Foster broke that streak, gaining 132 yards (27 carries). Baltimore's streak had been the NFL's third-longest active (Pit. - 18 & Was. - 17).

RECORD-SETTING ATTENDANCE

- Sunday's attendance of 71,547 is the largest crowd in Baltimore football history, topping the 71,502 mark set on 12/14/08 vs. Pit.

NOTES / OPPONENT INFO

RAVENS-PATS WILD CARD NOTES



Here are several key notes from the Ravens' last postseason game against the New England Patriots, a 33-14 win in Foxborough in the 2009 Wild Card playoff (1/10/10):

Snapping the Streak: The Ravens beat New England, 33-14, serving the Pats their first home playoff defeat since 1978.

Baltimore snapped New England's 11-game home playoff winning streak and halted QB Tom Brady's 23-game overall winning streak at home.

Turnover Battle: The Ravens forced QB Tom Brady into 4 turnovers (3 INTs and 1 fumble), finishing the game with a +2 ratio. Baltimore scored 20 points off its 4 turnovers that day.

Piling Up the Points: Baltimore scored 33 points vs. the Patriots, the second most in Ravens playoff history (34 vs. NYG in Super Bowl XXXV). Twenty-four of the Ravens' points came in the first quarter.

Ground Force: RB Ray Rice ran for a playoff franchise-record 159 yards and 2 TDs on 22 carries (7.2 avg.), spurring the Ravens' 234-yard rushing output (most in team playoff history). The 234 ground yards are the second most New England has ever given up in a playoff game (318 to San Diego in 1964).

Sack Attack: The Ravens sacked QB Tom Brady 3 times (LB Ray Lewis, LB Terrell Suggs and DE Dwan Edwards). Brady had only been sacked 16 times during the regular season.

SERIES HISTORY

- **Overall Series: Patriots lead series, 6-1 (0-1 postseason).**
- **In Foxborough: Ravens are 1-4 (1-0 postseason).**

Date	Location	Result	Attendance
10-06-96	Baltimore	Patriots, 46-38	63,569
01-02-00	New England	Patriots, 20-3	50,263
11-28-04	New England	Patriots, 24-3	68,756
12-03-07	Baltimore	Patriots, 27-24	71,382
10-04-09	New England	Patriots, 27-21	68,756
01-10-10*	New England	Ravens, 33-14	68,756
10-17-10	New England	Patriots, 23-20 (OT)	68,756

* Wild Card Playoff

RAVENS 7-0 VS. PLAYOFF TEAMS

After beating Houston 20-13 last Sunday, the Ravens are now 7-0 this year vs. playoff teams. Baltimore has twice emerged victorious over Houston, Cincinnati and Pittsburgh and once over San Francisco. The Ravens' 100-percent winning percentage against playoff teams ranks as the NFL's best mark.

BEST RECORDS VS. PLAYOFF TEAMS (2011 Season)

Team	Record vs. '11 Playoff Teams	Win Pct.
Baltimore Ravens	7-0 (1-0 playoffs)	100.0
Green Bay Packers	6-1 (0-1 playoffs)	85.7
San Francisco 49ers	5-1 (1-0 playoffs)	83.3
New Orleans Saints	6-2 (1-1 playoffs)	75.0
Houston Texans	4-2 (1-1 playoffs)	66.7

2011 TALE OF THE TAPE

Category	Ravens	Patriots
Record.....	12-4.....	13-3
Longest Streak.....	Won 4.....	Won 8
Points Scored.....	378.....	513
TDs Scored.....	41.....	61
Rushing TDs Scored.....	15.....	18
Passing TDs Scored.....	21.....	39
TDs on Returns.....	5.....	4
Points Against.....	266.....	342
TDs Allowed.....	26.....	40
Rushing TDs Allowed.....	10.....	13
Passing TDs Allowed.....	11.....	26
TDs Allowed by Return.....	5.....	1
Time of Possession Avg.....	30:35.....	28:47
Red Zone TD Pct. For.....	51.0% (17).....	65.3% (2)
Red Zone TD Pct. Against.....	38.1% (1).....	55.7% (21t)
KOR Avg. For.....	24.9.....	21.4
KOR Avg. Against.....	29.2.....	21.6
PR Avg. For.....	9.6.....	10.2
PR Avg. Against.....	11.9.....	8.5
Sacks.....	48.....	40
Sacks Allowed.....	33.....	32
Interceptions.....	15.....	23
Interceptions Thrown.....	12.....	12
Penalties.....	92.....	87
Penalty Yards.....	742.....	815

PATRIOTS SNAPSHOT

Overview: New England earned the AFC's No. 1 seed after finishing a conference-best 13-3 in 2011. After defeating Denver last week in a Divisional contest, 45-10, the Patriots currently own a nine-game winning streak. New England is 8-1 at Gillette Stadium this season. In all home contests since 2009, the Patriots have gone 24-3 overall, including 23-1 in the regular season and 1-2 in the postseason.

Bill Belichick: Now in his 37th season as an NFL coach, Belichick is in his 12th year as head coach of the Patriots. He has amassed a 175-97 regular season record and a 15-6 postseason mark with the Patriots (2000-11) and Browns (1991-95). Under Belichick, the Patriots have posted double-digit win totals in nine consecutive seasons. Since joining New England, the Pats have earned nine division crowns and playoff berths, including five trips to the AFC Championship game and three Super Bowl titles.

Offense: New England finished with the league's No. 2 offense (428.0 ypg), including the second-best aerial assault (317.8 ypg). Pro Bowl QB Tom Brady finished second in passing yards (5,235), adding 39 TDs and just 12 INTs for a 105.6 passer rating. Pro Bowl TE Rob Gronkowski set NFL single-season records by a tight end in receiving yards (1,327) and receiving touchdowns (17). WR Wes Welker finished second in receiving yards with a career-high 1,569, adding 9 TDs. Welker has recorded at least 1,100 receiving yards in four of the past five seasons.

Defense: The Patriots had the 31st-ranked unit (411.1 ypg), allowing 293.9 passing yards and 117.1 rushing yards per contest. New England's "D" permitted more opponent plays of 20-plus yards (89) and first downs (370) than any other team. The Patriots tied for the NFL's second-most INTs (23), led by Pro Bowl CB Kyle Arrington, who had a league-best 7 INTs. The Patriots also recorded 40 sacks, led by DE Mark Anderson (10) and DE Andre Carter (10) - IR (quad).

NOTES / OPPONENT INFO

KEY CONNECTIONS

Professional Connections

• Patriots head coach **Bill Belichick**'s first coaching job in the NFL was with the Baltimore Colts in 1975 as a special assistant to then-head coach Ted Marchibroda. Baltimore finished 10-4 that season en route to claiming the AFC East Division championship.

• Baltimore executive vice president/general manager **Ozzie Newsome** began his front office career as a special assignment scout with the Cleveland Browns in 1991 when **Bill Belichick** was the head coach.

• Ravens LBs coach **Dean Pees** spent six seasons (2004-09) on the Patriots' coaching staff. He spent his final four years in New England as the defensive coordinator. During his tenure guiding the defense, the Patriots were the only team in the NFL to finish in the top 10 in scoring defense in four consecutive seasons.

• Patriots special teams coach **Scott O'Brien** held the same position for the Cleveland Browns from 1991-95 and made the move to Baltimore with the franchise to coach the Ravens' special teams for three seasons (1996-98).

College Connections

• From 2006-07, Ravens **T Michael Oher** and Patriots **RB BenJarvus Green-Ellis** helped guide the Ole Miss Rebels' offense. Oher was instrumental in creating holes for Green-Ellis, who amassed 2,137 rushing yards and 13 TDs over those two seasons.

• From 2005-07, Ravens **RB Ray Rice** and Patriots **CB Devin McCourty** and Patriots **WR Tiquan Underwood** all played at Rutgers. Ravens offensive assistant/quarterbacks coach **Craig Ver Steeg** served as the Scarlet Knights' "O" coordinator/RBs coach during those seasons.

• Ravens **NT Terrence Cody** and Patriots **DE Brandon Deaderick** played on the defensive line together at the University of Alabama from 2008-09. The duo also helped lead Alabama a BCS National Championship victory in 2009.

• Ravens **S Ed Reed** and **T Bryant McKinnie** and Patriots **NT Vince Wilfork** all played on the 2001 Miami Hurricanes team that went 12-0 and won the BCS National Championship.

• Ravens defensive line coach **Clarence Brooks** coached the same position at the University of Massachusetts from 1976-80. Brooks' son, **Jason**, the Ravens' offensive quality control coach, also coached the Minutemen (asst. DBs) in 2007.

• In 2005, Ravens **DT Haloti Ngata** and **SS Patrick Chung** played on the Oregon Ducks' defense. Ngata was a consensus first-team All-American on his way to being drafted 12th overall by Baltimore, while Chung enjoyed a freshman campaign as the Ducks' second-leading tackler with 91 stops (58 solo) and 2 INTs.

High School/Hometown Connections

• Patriots head coach **Bill Belichick** was raised in Annapolis, MD. Belichick played football and lacrosse at Annapolis HS, where he is currently enshrined in the Hall of Fame. His father, Steve, coached at the Naval Academy for 33 years.

• Patriots Pro Bowl **CB Kyle Arrington** is from Brandywine, MD. He attended Gwynn Park HS, where he led his high school team to a regional championship in 2004.

• Ravens defensive line coach **Clarence Brooks** is from New Bedford, MA, where he lettered in football and track and field. Brooks' son, **Jason**, was born in Amherst, MA.

RAVENS CAREER VS. PATS

QB JOE FLACCO

Record	Att.	Cmp.	Pct.	Yds	TDs	INT	Rate
1-2	92	58	63.0	583	4	2	86.5

• In the 2010 game at NE (10/17), Flacco was 27-of-35 for 285 yards, 2 TDs and 0 INTs in the Ravens' 23-20 OT defeat.

RB RAY RICE

G	Att.	Yds	Avg.	LG	TDs	1st	10+
3	61	350	5.7	83t	2	12	5

• Rice had 126 total yards (88 rushing and 38 receiving) in the Ravens' 2010 23-20 OT defeat at NE (10/17).

• On the first play from scrimmage in the 2009 AFC Wild Card matchup at NE (1/10/10), Rice set a franchise-postseason record with an 83-yard TD run, the second longest in NFL playoff history.

• Rice also set a postseason-franchise record with 159 yards on 22 carries (7.2 avg.) in the 33-14 Wild Card win at NE on 1/10/10.

LB RAY LEWIS

G	TT	Solo	AS	INT	TD	FF	FR	Sk-Yds	PD
7	62	41	31	0-0	0	0	0	1-7	2

• In 2009's Wild Card victory at NE (1/10/10), Lewis totaled 13 tackles (4 solo) and 1 sack (-7 yards).

S ED REED

G	TT	Solo	AS	INT	TD	FF	FR	Sk-Yds	PD
4	21	15	6	2-57	0	0	0	0-0	5

• Reed picked off QB Tom Brady in the Ravens' 2009 Wild Card playoff victory at NE (1/10/10), adding 4 tackles and 2 PD.

LB TERRELL SUGGS

G	TT	Solo	AS	INT	TD	FF	FR	Sk-Yds	PD
5	19	15	4	0-0	0	2	1	3-31	2

• Suggs has posted a sack in three straight games against the Patriots, also adding 2 FFs in those contests.

PLAYOFF MILESTONES IN REACH

RAVENS

• With a victory Sunday, the Ravens will advance to their second Super Bowl (2000) in franchise history. The Ravens can become just the fifth team to earn multiple Super Bowl appearances since 2000 (NE - 4, Pit. - 3, Ind. - 2 and NYG - 2).

QB JOE FLACCO

• QB Joe Flacco (4 road playoff wins) can earn the fifth such victory of his career, which would set an all-time postseason record by a QB (currently tied with Len Dawson, Jake Delhomme, Eli Manning, Mark Sanchez and Roger Staubach).

• Flacco (5) also needs 1 playoff victory to tie Tom Brady (6) for the most postseason wins by a QB in his first four NFL seasons.

S ED REED

• S Ed Reed needs 1 INT to tie Ronnie Lott, Bill Simpson and Charlie Waters for the most INTs in NFL postseason history. Currently, Reed's 8 picks tie Lester Hayes for second most.

RB RAY RICE

• RB Ray Rice (377) needs 50 rushing yards to pass Jamal Lewis (426) for the most playoff rushing yards in Ravens history. Rice (28) also needs 5 catches to pass Todd Heap (32) for the most in playoff team history.

• Rice (4 TDs: 3 rushing and 1 receiving) can set the Ravens' all-time playoff record with 1 more score (currently tied with Willis McGahee and Jamal Lewis).

HEAD COACH JOHN HARBAUGH

COACH HARBS



In his fourth year as head coach, John Harbaugh has led Baltimore to a playoff berth in each season (marking a franchise first with four consecutive post-season berths). **"Harbs" is the only head coach in NFL history to win a playoff game in each of his first four seasons.** He has led the Ravens to 44 regular season wins during this span, ranking fourth most in the NFL, and has now guided the Ravens to two AFC Championship games (2008 and 2011). Harbs has compiled a 5-3 playoff record.

HEAD COACH SNAPSHOT

Four Seasons (2008-11)

- Reg. Season Record44-20
- at Home.....27-5
- on Road.....17-15
- vs. AFC.....33-15
- vs. AFC North.....17-7
- vs. NFC.....11-5
- vs. Patriots (Playoffs) ...0-2 (1-0)
- Playoffs Record5-3
- Road Playoff Games4-3

In his 2008 rookie campaign, the Ravens advanced to the AFC Championship game after winning at Miami (27-9) and at top-seeded Tennessee, 13-10. Pittsburgh, the eventual Super Bowl champion, stopped the Ravens, 23-14, in the AFC title matchup. In 2009, Baltimore dominated at New England, 33-14, in the Wild Card game before dropping a 20-3 contest at Super

Bowl-bound Indianapolis in the Divisional Round. After earning a 12-4 mark in 2010, the Ravens topped Kansas City (30-7) in the Wild Card playoff, becoming the only team to win at least one playoff game in each of the last three seasons. The Ravens then dropped a 31-24 Divisional Round contest at Pittsburgh, which advanced to the Super Bowl.

During the Harbaugh Era (since 2008)...

- Baltimore is the only NFL team to advance to the playoffs each of the last four years and the only team to have won at least one playoff game in each of those postseasons.
- The Ravens own a 44-20 regular season record. Including playoffs (5-3), they are 49-23 in the Harbaugh Era, tying for the NFL's second-most total wins since his Baltimore arrival.

NFL WINS / INCLUDING PLAYOFFS (Since Coach Harbaugh's Arrival in 2008)

Rk.	Team	Total Wins
1.	Pittsburgh Steelers	50
2.	Baltimore Ravens	49
	New England Patriots	49
	New Orleans Saints	49

NABBING FOUR STRAIGHT

This season, the Ravens clinched their fourth consecutive post-season berth. In doing so, head coach John Harbaugh became just the fourth coach in NFL history (since 1970 merger) to guide his team to the playoffs in each of his first four seasons.

COACHES TO MAKE PLAYOFFS IN EACH OF FIRST FOUR SEASONS (Since 1970 Merger)

Coach (Team)	Seasons	Combined Reg. Season Record	Combined Playoff Rec.
John Harbaugh (Bal.)	2008-11	44-20	5-3
Bill Cowher (Pit.)	1992-95	43-21	3-4
John Robinson (LAR)	1983-86	40-24	2-4
Chuck Knox (LAR)	1973-76	44-11	3-4

TOPS AMONG ACTIVE COACHES

Among active head coaches with at least two full seasons of NFL tenure, John Harbaugh ties (Mike Tomlin) for the league's best regular season winning percentage, owning a 44-20 record (.688) in four years. The Ravens were 12-4 for the second straight season in 2011 and earned their fourth-consecutive playoff berth.

ACTIVE HEAD COACH WINNING PERCENTAGE (Min. Two Seasons)

Rk.	Coach	Team	Years	Record	Pct.
1.	John Harbaugh	Baltimore	2008-11	44-20	.688
	Mike Tomlin	Pittsburgh	2007-11	55-25	.688
3.	Mike Smith	Atlanta	2008-11	43-21	.672
4.	Mike McCarthy	Green Bay	2006-11	63-33	.656
5.	Sean Payton	New Orleans	2006-11	62-34	.646

PLAYOFF MILESTONE

John Harbaugh has posted the second-most playoff victories by a head coach in his first four seasons (since the 1970 merger).

MOST PLAYOFFS WINS BY A HEAD COACH / FIRST FOUR SEASONS (Since 1970 Merger)

Coach (Team)	Playoff Wins	Seasons
Joe Gibbs (Was.)	6	1981-84
John Harbaugh (Bal.)	5	2008-11
Brian Billick (Bal.)	5	1999-02
Tom Flores (Oak.)	5	1979-82
John Fox (Car.)	5	2002-05
Bill Parcells (NYG)	5	1983-86
George Seifert (SF)	5	1989-1992
Barry Switzer (Dal.)	5	1994-97
Mike Tomlin (Pit.)	5	2007-10

COACHING RECORDS

John Harbaugh is the third head coach in Ravens history, producing a 44-20 record (5-3 playoffs) in four seasons.

Coach	Seasons	Regular Season Record	Playoffs Record
John Harbaugh	2008-11	44-20	5-3
Brian Billick	1999-2007	80-64	5-3
Ted Marchibroda	1996-98	16-31-1	n/a

JOHN HARBAUGH SEASON-BY-SEASON

Year	Record	Playoffs (Final Result)
2011	12-4	1-0
2010	12-4	1-1 (lost in Divisional)
2009	9-7	1-1 (lost in Divisional)
2008	11-5	2-1 (lost in AFC Champ.)

HARBAUGH TIMELINE

Team	Position	Years
Baltimore Ravens	Head Coach	2008-11
Philadelphia Eagles	Secondary	2007
Philadelphia Eagles	Special Teams Coord.	1998-2006
Indiana University	DBs/Special Teams Coord.	1997
University of Cincinnati	Assistant Head Coach	1995-96
University of Cincinnati	TEs/OLBs/RBs/Rec. Coord.	1989-94
Morehead State	DBs/Special Teams Coord.	1988
University of Pittsburgh	Tight Ends	1987
Western Michigan	Graduate Assistant	1984-86

COORDINATORS: CAMERON/PAGANO

CAM'S ATTACK



In his fourth year as the Ravens' offensive coordinator, Cam Cameron's impact has been significant. In 2011, QB Joe Flacco produced his third-straight 3,500-yard/20-touchdown passing season, while RB Ray Rice led the NFL with 2,068 yards from scrimmage. In 2009, the Ravens were the NFL's ninth best in scoring (24.4 ppg), up from 24th in 2007, while setting team records for most total TDs (47) and most rushing TDs (22). In his first season in Baltimore (2008), Cameron built a creative offense that ranked fourth in the NFL in rushing (148.5 ypg), first in time of possession (33:10) and 11th in points per game (24.1 ppg).

Cameron brought his unique offensive mind to Baltimore after one year as the Miami Dolphins' head coach. His successful stints with the NFL's Chargers and Redskins and the NCAA's Indiana Hoosiers and Michigan Wolverines have been celebrated.

Under Cameron's guidance the past four seasons (2008-11)...

- The Ravens have rushed for 131.3 yards per game, fourth most in the NFL. Baltimore also has 68 rushing TDs, tying for fourth most.
- Baltimore has committed only 87 turnovers during this span, the NFL's fourth fewest. (Ravens set a team record with just 20 giveaways in 2010 and posted a +2 turnover ratio in 2011.)
- The Ravens' 23.6 points per game during this span rank ninth.

PRODUCTION UNDER CAM

The Ravens' "O" has been consistently effective since Cam Cameron took the reins in 2008. Over the past four seasons, Baltimore has ranked in the top half of the NFL in scoring each year, while in 2009, the Ravens posted the second-most yards in team history.

RAVENS OFFENSIVE RANKINGS UNDER CAMERON (2008-11)

Year	YPG	Rk.	PPG	Rk.
2011	338.7	15	23.6	12
2010	322.9	22	22.3	16
2009	351.2	13	24.4	9
2008	324.0	18	24.1	11

CAMERON QUICK HITS

- Baltimore's "O" posted a franchise-record 553 yards in 2011's Week 3 win at STL (9/25). The Ravens' top 4 all-time single-game outputs have come during the John Harbaugh/Cam Cameron Era.
- During his time as coordinator, Baltimore has posted at least 30 points on 22 different occasions (including five times in 2011) and owns a 21-1 record in those games.
- Under Cameron, the Ravens have totaled at least 400 yards in a game 13 times, producing a 12-1 mark in those contests.
- The Ravens have piled up at least 375 total net yards 17 times since 2008, producing a 16-1 record in those games.
- The Ravens have rushed for at least 190 yards 11 times under Cameron, earning an 11-0 record. Baltimore is also 29-2 when rushing for at least 125 yards in a game, including 6-0 in 2011.
- In Week 13 at Cle. (12/4/11), Baltimore rushed for 290 yards, the third-best total in franchise history (on a team-record 55 att.).

PAGANO STEPS UP



Chuck Pagano, a nine-year NFL coaching veteran (and 27 years overall), was promoted from secondary coach to defensive coordinator on Jan. 18, 2011. Under Pagano's guidance the past four seasons, the Ravens' pass defense ranks third in the NFL, allowing 202.0 yards per game. In 2011, the Ravens boasted the NFL's No. 3-overall defense (288.9 ypg) and also ranked No. 3 in scoring defense (16.6 ppg).

With Pagano on the "D" staff the past four seasons (2008-11)...

- The Ravens' defense has allowed the second-fewest points per game (16.3) and the second-fewest net yards (292.3) in the NFL. Baltimore ranked No. 3 in scoring "D" in 2008, 2009, 2010 and 2011.

POINTS PER GAME ALLOWED (Since 2008)

1. Pittsburgh 15.7
2. Baltimore 16.3
3. San Francisco . . . 19.3

TOTAL NET YARDS ALLOWED (Since 2008)

1. Pittsburgh 272.8
2. Baltimore 292.3
3. NY Jets 296.3

OPPONENT PASSER RATING (Since 2008)

1. Baltimore 69.6
2. Green Bay 72.6
3. Pittsburgh 73.0

INTERCEPTIONS (Since 2008)

1. Green Bay 107
2. Baltimore 82
3. New England 80

TOUCHDOWNS ALLOWED (Since 2008)

1. Pittsburgh 103
2. Baltimore 106
3. San Francisco 127

RUSHING YARDS ALLOWED (Since 2008)

1. Pittsburgh 83.2
2. Baltimore 90.3
3. Minnesota 93.3

PASSING YARDS ALLOWED (Since 2008)

1. Pittsburgh 189.6
2. NY Jets 197.5
3. Baltimore 202.0

INTERCEPTION TDs (Since 2008)

1. Green Bay 16
 2. Baltimore 11
- Buffalo/Tampa Bay . . 11

BRINGING THE HEAT

The Ravens' No. 3-ranked "D" posted the NFL's third-most sacks in 2011 (48), including a franchise record-tying 9 QB drops in Week 12 vs. SF. Baltimore also boasted an NFL-best 21 FFs.

SACKS (2011 Season)

1. Minnesota 50
- Philadelphia 50
3. Baltimore 48
- NY Giants 48



FORCED FUMBLES (2011 Season)

1. Baltimore 21
2. Minnesota 18
- San Francisco 18
3. Det./Was. 17

"D" COORD. BREAKDOWN

Three of the "D" coordinators in Ravens history have gone on to become NFL head coaches: Marvin Lewis (1996-2001), Mike Nolan (2002-04) and Rex Ryan (2005-08). (Former Jaguars head coach Jack Del Rio was the Ravens' LBs coach from 1999-2001, while Atlanta head coach Mike Smith also coached on the "D" from 1999-2002).

RAVENS DEFENSIVE COORDINATOR BREAKDOWN

D Coord. (Years)	G	Avg. PPG	Net YPG	Rush YPG	Pass YPG
Chuck Pagano (2011)	16	16.6	288.9	92.6	196.3
Greg Mattison (2009-10)	32	16.6	309.7	93.6	216.1
Rex Ryan (2005-08)	64	17.6	277.8	84.0	193.8
Mike Nolan (2002-04)	48	18.8	302.0	103.7	198.3
Marvin Lewis (1996-2001)	96	19.0	304.0	93.0	211.0

OZZIE NEWSOME / PERSONNEL

WIZARD OF OZ



Ozzie Newsome's legacy is unlike any the game has seen. Known throughout all of sports as a premier leader, Newsome is a Hall of Fame player, the architect of Baltimore's Super Bowl XXXV championship team and an elite personnel evaluator who became the NFL's first African American general manager.

"Ozzie's credibility is what stands out the most," head coach John Harbaugh states. "And it's not just about what he has accomplished. To me, it's his commitment and focus while striving to do more."

OZZIE NEWSOME CAREER SNAPSHOT

- NFL's first African American General Manager (promoted in 2002)
- Architect of Ravens 2000 Super Bowl XXXV Championship Team
- NFL Executive of the Year (2000)
- Pro Football Hall of Fame (class of 1999)
- State of Alabama Hall of Fame (class of 1995)
- National Football Foundation College Hall of Fame and NCAA Hall of Fame (class of 1994)
- 13-Year NFL Tight End with Cleveland Browns (1978-90)
- Three-Time Pro Bowler (1981, 1984-85)
- Four-Time Cleveland Touchdown Club Offensive Player of the Year
- Current Member of Three Major NFL Policy-Making Committees: Competition, Diversity and Player Care Foundation Committees

FIRST-ROUND FINDS

Since moving to Baltimore in 1996, the Ravens, led by GM Ozzie Newsome, have had 16 drafts and selected 17 players in the first round (including 2011 choice CB Jimmy Smith). These picks have earned an amazing 50 combined Pro Bowls and several All-Rookie honors:

RAVENS FIRST-ROUND DRAFT PICKS

Year	Name	Pick	Pro Bowls
1996	T Jonathan Ogden*	4	11
1996	LB Ray Lewis*	26	13
1997	LB Peter Boulware*	4	4
1998	CB Duane Starks*	10	
1999	CB Chris McAlister*	10	3
2000	RB Jamal Lewis*	5	1
2000	WR Travis Taylor	10	
2001	TE Todd Heap*	31	2
2002	S Ed Reed*	24	8
2003	OLB Terrell Suggs*	10	5
2003	QB Kyle Boller	19	
2005	WR Mark Clayton*	22	
2006	DT Haloti Ngata*	12	3
2007	G Ben Grubbs*	29	
2008	QB Joe Flacco^	18	
2009	T Michael Oher*	23	
2011	CB Jimmy Smith	27	

* All-Rookie Team performer ^ Diet Pepsi Rookie of the Year (NFL.com Fan Vote)

Top 10 Quick Hit:

• Of the seven players chosen in the top 10 by Baltimore, five have earned Pro Bowl status. Two of those players – Peter Boulware and Terrell Suggs – also earned Rookie of the Year honors.

Late-Round Success Quick Hit:

• The Ravens have found gems late in the first round, including LB Ray Lewis (26th), TE Todd Heap (31st), S Ed Reed (24th), G Ben Grubbs (29th) and T Michael Oher (23rd).

NEWSOME'S NFL TREE

GM Ozzie Newsome also fosters a working environment that breeds standout coaches. By bringing in individuals who embrace the "Raven way," Newsome aims to create a synergy that manufactures success among scouts, coaches and players. As a result, Baltimore has had many assistants move on to become head coaches on the collegiate and NFL levels.

CURRENT HEAD COACHES ROOTED IN RAVENS ORGANIZATION

Head Coach (Team)	Last Position Held w/ Ravens (Years)
Kirk Ferentz (Iowa)	Asst. Head Coach/Offense (1996-98)
Marvin Lewis (Bengals)	Def. Coordinator (1996-2001)
Rex Ryan (Jets)	Asst. Head Coach/Def. Coord. (1999-2008)
Jim Schwartz (Lions)	Quality Control/Defense (1996-98)
David Shaw (Stanford)	Wide Receivers (2002-05)
Mike Smith (Falcons)	Linebackers (1999-2002)
Ken Whisenhunt (Cardinals)	Tight Ends (1997-98)

Coach Quick Hit:

Other former Ravens assistants who became head coaches include Jack Del Rio (Jacksonville), Pat Hill (Fresno State), Hue Jackson (Oakland), Eric Mangini (NY Jets and Cleveland), Mike Nolan and Mike Singletary (San Francisco) and Rick Neuheisel (UCLA).

HOMEGROWN PRO BOWLERS

The Ravens have had 28 different players earn Pro Bowl honors since the team's inception in 1996. Of those, 15 are homegrown players – 14 drafted and one signed as a rookie free agent:

RAVENS HOMEGROWN PRO BOWLERS

Year Drafted (Rd.)	Name	Pro Bowls
1996 (1st)	LB Ray Lewis	13
1996 (1st)	T Jonathan Ogden	11
2002 (1st)	S Ed Reed	8
2003 (1st)	OLB Terrell Suggs	5
1997 (1st)	OLB Peter Boulware	4
1999 (1st)	CB Chris McAlister	3
2006 (1st)	DT Haloti Ngata	3
2001 (1st)	TE Todd Heap	2
1996 (5th)	WR/RS Jermaine Lewis	2
2007 (4th)	FB Le'Ron McClain	2
2008 (2nd)	RB Ray Rice	2
2000 (6th)	OLB Adalius Thomas	2
2000 (1st)	RB Jamal Lewis	1
2002 (RFA)	LB Bart Scott #	1
2007 (3rd)	G Marshal Yanda	1

Undrafted rookie free agent

Bold indicates 2011 Pro Bowlers

PRO BOWLERS DRAFTED



NFL Highs Since Ravens' Inception (Since 1996)

Rk.	Team	Players
1.	New England Patriots	17
2.	Green Bay Packers	16
3.	Pittsburgh Steelers	15
4.	Baltimore Ravens	14
	Chicago Bears	14
	Philadelphia Eagles	14

TEAM / PERSONNEL NOTES

2011 PRO BOWLERS

The Ravens had seven players named to the Pro Bowl for their performances during the 2011 season, ranking second most in the AFC (New England) and tying for third (Green Bay) in the NFL.

MOST PRO BOWL HONOREES (2011 Season)

Rk.	Team	Pro Bowlers
1.	New England	8
	San Francisco	8
3.	Baltimore	7
	Green Bay	7
5.	Chicago	5
	New Orleans	5
	Pittsburgh	5

13 PRO BOWLERS

The Ravens have 13 Pro Bowlers on their roster this season, including seven who were awarded All-Star honors in 2011: LB Ray Lewis (13th), S Ed Reed (eighth), LB Terrell Suggs (fifth), DT Haloti Ngata (third), FB Vonta Leach (second), RB Ray Rice (second) and G Marshal Yanda (first).

PRO BOWLERS ON RAVENS ROSTER (13)

ST Brendon Ayanbadejo (3)	DT Haloti Ngata (3)
C Matt Birk (6)	S Ed Reed (8)
WR Anquan Boldin (3)	RB Ray Rice (2)
K Billy Cundiff (1)	LB Terrell Suggs (5)
FB Vonta Leach (2)	RB Ricky Williams (1)
LB Ray Lewis (13)	G Marshal Yanda (1)
T Bryant McKinnie (1)	Bold: 2011 Pro Bowler

THE NFL'S TOP 100

It can be argued that the top 100 best NFL players, as voted by the players last season, doesn't really represent the best. Maybe coaches or scouts would have a different list. Certainly, there are reporters who compiled listings of their own. But, it's still special for the Ravens to have the most on the players' list, which was presented by the NFL Network.

THE NFL'S TOP 100 PLAYERS OF 2011 (NFL Players' Poll / NFL Network)

NFL Rank	Player	Position Ranking
4	LB Ray Lewis	No. 1 overall defender
5	S Ed Reed	No. 2 overall defender
17	DT Haloti Ngata	No. 1 defensive tackle
40	LB Terrell Suggs	No. 6 linebacker
56	RB Ray Rice	No. 8 running back
57	C Andre Gurode	No. 2 center
65	FB Vonta Leach	No. 1 fullback
90	QB Joe Flacco	No. 11 quarterback

INFUSION OF YOUTH

Based off Week 1 rosters to begin the 2011 season, Baltimore had 14 rookie or first-year players on its 53-man squad, tying Buffalo, San Francisco and Seattle for second most in the NFL. Only the Cleveland Browns (17) had more to kick off the '11 campaign.

WINNING WAYS

The Ravens are one of six teams to win at least 115 games over the last 12 seasons. Since 2000, Baltimore has also earned eight playoff berths and won one Super Bowl (2000).

NFL'S WINNINGEST FRANCHISES (Since 2000)

Team	Record	Playoff Berths	Super Bowl Wins
New England	139-53	9	3
Indianapolis	127-65	10	1
Pittsburgh	127-64-1	8	2
Philadelphia	121-70-1	9	0
Green Bay	120-72	8	1
Baltimore	116-76	8	1

THE 20/20 CLUB

The Ravens' "20/20 Club" includes members of the team's personnel staff who started with the Ravens as young assistants and grew into evaluators with more input. The term "20/20" refers to hiring 20-year-olds for \$20,000. According to Ozzie Newsome: "The guys actually started when they were a little older than 20 and for more than \$20,000, but that's what we call them."

RAVENS "20/20 CLUB" GRADUATES (Current Personnel Staff)

Name	Joined Ravens	Current Title
George Kokinis (Cle.)	1991	Senior Personnel Asst.
Eric DeCosta	1996	Director of Player Personnel
Joe Hortiz	1998	Director of College Scouting
Chad Alexander	1999	Asst. Dir. of Pro Personnel
Joe Douglas	2000	Area Scout - Southeast
Roy Anderson	2005	Defensive Asst./Secondary
Mark Azevedo	2005	Pro Scout

BALTIMORE'S IRONMEN

LB Jarret Johnson has played in a franchise-record 129 consecutive regular season games, also starting 80 straight contests, which also ranks as the longest streak in team history.

RAVENS CONSECUTIVE GAMES PLAYED / CURRENT STREAKS

Rk.	Player	Games
1.	Jarret Johnson	129
2.	Sam Koch	96
3.	Joe Flacco & Jameel McClain	64

RAVENS CONSECUTIVE GAMES PLAYED / ALL-TIME STREAKS

Rk.	Player	Games	Years
1.	Jarret Johnson	129	2003-present
2.	Peter Boulware	111	1997-2003
3.	Matt Stover	110	2002-08

NOTE THE NEWSOME QUOTE

"Three guarantees in life: Death, taxes and the Ravens ruling the draft. General manager Ozzie Newsome, player personnel director Eric DeCosta and a great scouting department comprise a front office that always seems to be three steps ahead."

- FoxSports.com's Adam Schein, 2010

TURNOVER NOTES / MILESTONES

2011 MILESTONES

WR ANQUAN BOLDIN

• Boldin eclipsed the 700-catch and 9,000-yard career receiving milestones. He became the third-fastest player (Marvin Harrison - 114 and Andre Johnson - 120) to reach the 700 mark (123 games).

K BILLY CUNDIFF

• Cundiff (122 points) set a single-season career best, breaking his record of 117 from 2010.

QB JOE FLACCO

• Flacco earned his 44th regular season win, the most victories of any QB in NFL history in his first four seasons. He also became the first starting QB to lead his team to the playoffs in the first four years of a career.

• Flacco tied the franchise's record (Vinny Testaverde) of eight career 300-yard games, tossing a career-high four 300s in 2011.

• Flacco threw a career-high 542 passes in 2011, posting his Baltimore football record (Colts and Ravens) third-straight 3,000-yard/20-TD campaign.

LB JARRET JOHNSON

• Johnson set the Ravens' franchise record for most consecutive games played (129) and games started (80).

LB RAY LEWIS

• Lewis surpassed the 2,500-tackle milestone in his career and led the team in stops (95) for the 14th time in 16 seasons.

• Lewis needs 28 more INT return yards to pass Derrick Brooks (530) for the most all-time INT return yards by a LB. Lewis has 503 return yards on 31 INTs.

S ED REED

• Reed extended his franchise-record INT mark to 57 picks and needs 21 INT return yards to set the NFL's all-time record. Reed's 1,463 return yards rank second behind Hall of Famer Rod Woodson's 1,483 yards on 71 INTs in 17 seasons.

RB RAY RICE

• Rice (1,364 rushing yards and 704 receiving yards) set career highs in both categories and became the fourth player ever to post three straight seasons of 1,200 rushing yards and 500 receiving yards, joining Marshall Faulk (four: 1998-2001), Thurman Thomas (four: 1989-92) and Priest Holmes (three: 2001-03).

• Rice also became just the second player in NFL history to hit the 1,000 rushing/700 receiving milestone in two separate seasons (he had 1,339 and 702 in 2009). He joined Hall of Famer Marshall Faulk as the only players to accomplish the feat (Faulk did it a remarkable four times: 1998, 1999, 2000 and 2001).

• Rice (15 total TDs) set the Ravens' single-season record.

WR TORREY SMITH

• Smith set Ravens rookie records in receptions (50), receiving yards (841) and TDs (7).

OLB TERRELL SUGGS

• Suggs (career-high 14 sacks) became the Ravens' career leader in sacks (82.5), surpassing LB Peter Boulware (70) in Week 1.

• Suggs set a Ravens' single-season record with 7 FFs, also leading the NFL in that category.

RB RICKY WILLIAMS

• Williams reached the 10,000-yard rushing milestone, becoming the 26th player ever (third active) to accomplish the feat (10,009 career yards in 11 seasons).

STRONG DOWN THE STRETCH

Since the John Harbaugh Era began in 2008, Baltimore has compiled a stellar record in the combined months of November, December and January, going 27-10 overall (.730). Here are the top records down the stretch over the past few seasons:

BEST RECORDS IN NOVEMBER/DECEMBER/JANUARY (Since 2008)

Rk.	Team	Nov.	Dec./Jan	Overall	Pct.
1.	New England	10-7	17-2	27-9	.750
2.	Baltimore	13-5	14-5	27-10	.730
3.	San Diego	9-7	16-3	25-10	.714

TURNOVER TABLE SINCE 2000

Year	TA/TO	Plus/Minus	Record
2011	25/23	+2	12-4
2010	27/20	+7	12-4
2009	32/22	+10	9-7
2008	34/21	+13	11-5
2007	23/40	-17	5-11
2006	40/23	+17	13-3
2005	26/36	-10	6-10
2004	34/23	+11	9-7
2003	41/38	+3	10-6
2002	31/32	-1	7-9
2001	28/36	-8	10-6
2000	49/26	+23	12-4
Total	390/336	+54	116-76

Since 2000, here are the Ravens' records in a game:

When turnover ratio is +2 or better.	57-1
When turnover ratio is +1 or better.	81-4
When turnover ratio is even.	18-16
When turnover ratio is negative.	16-56

57-1

Since 2000, the Ravens own a 57-1 record when posting at least a +2 turnover margin, with the only loss coming Week 6 of 2010 in a 23-20 OT thriller at New England.

TOP 3 TURNOVER MARGIN

Since head coach John Harbaugh took over the Ravens in 2008, Baltimore has compiled a +32 turnover margin, ranking as the NFL's third-best mark. (The Ravens were +2 in 2011.)

NFL'S TOP TURNOVER MARGIN (Since John Harbaugh's Arrival in 2008)

Rk.	Team	Turnover Diff.	Take-Aways	Give-Aways
1.	Green Bay	+65	138	73
2.	New England	+52	122	70
3.	Baltimore	+32	119	87

MOST TAKE-AWAYS (Since 2008)

1. Green Bay.	138
2. Chicago.	126
3. Philadelphia.	125
4. NE/NYJ.	122
6. Baltimore.	119

FEWEST GIVE-AWAYS (Since 2008)

1. New England.	70
2. Green Bay.	73
3. Atlanta.	84
4. Baltimore.	87
5. San Francisco.	92

TEAM NOTES / 2011 RANKINGS

RAVENS 2011 NFL RANKINGS

Week	---Defense---			---Offense---		
	Total	Rush	Pass	Total	Rush	Pass
Week 1	n/a	n/a	n/a	n/a	n/a	n/a
Week 2	11	8	16	12	3	20
Week 3	22	4	28	25	12(t)	25(t)
Week 4	13	6	17	11	8	13
Week 5	3	2	8(t)	14	9	18
Week 6	3	10	2	19	14	18
Week 7	3	3	7(t)	14	8	19
Week 8	1	3	4	20	19	17
Week 9	1	3	3	14	19	15
Week 10	2	3	5	16	22	12
Week 11	3	3(t)	6	15	22	11
Week 12	4	5	7	15	23(t)	12
Week 13	3	3	5	17	26	13
Week 14	3	2	5	15	14(t)	14
Week 15	3	2	5	14	13	15
Week 16	3	2	5	15	16	16
Week 17	3	2	4	15	14	18
Final	3	2	4	15	10	19

"O" & "D" FAST FACTS

- Baltimore was one of two teams in the NFL to have a 3,500-yard passer (Joe Flacco), a 1,300-yard rusher (Ray Rice) and two 800-yard receivers (Anquan Boldin/Torrey Smith). Atlanta was the only other team to achieve this feat.
- The Ravens were the only team with a 3,500-yard passer, 1,300-yard rusher and five 400-yard receivers.
- Baltimore was the only team in the NFL to produce 35 offensive touchdowns while allowing less than 25.
- Baltimore was the only team to record at least 15 rushing TDs, 20 passing TDs and 5 return TDs this season.
- The Ravens were one of four teams to boast five different players who recorded at least 40 receptions for 400 yards. New Orleans, San Diego and Tennessee also achieved the mark.
- Baltimore was one of six NFL defenses to have at least four different players record 5-or-more sacks. Houston, the New York Giants, Oakland, San Francisco and Washington also accomplished the feat.

"O" NUMBERS TO RAVE ABOUT

5

An NFL-high rushes of 50-plus yards by RB Ray Rice, including a career-long 70-yard TD in Week 17 at Cincy.

7.4

Rushing average (185 yards on 25 carries) by RB Ray Rice on third down, the NFL's top mark by players with at least 20 attempts.

9

Touchdown passes of at least 20 yards thrown by QB Joe Flacco, 5 of which went to rookie WR Torrey Smith (74, 41, 38, 36 and 26 yards).

15

A Ravens' single-season record total TDs by RB Ray Rice, ranking fourth (tied, Jordy Nelson) in the NFL and second (Rob Gronkowski, 18) in the AFC.

21

Catches on third down by TE Ed Dickson, tying (Jason Witten) for second most in the NFL by a TE (Jimmy Graham had 22). Fifteen of those by Dickson earned first downs.

"D" NUMBERS TO RAVE ABOUT

4

Defensive TDs (3 FRs and 1 INT) by the Ravens in 2011. Baltimore posted 100 points off take-aways (NFL's eighth most).

4

Rushes of 20-or-more yards allowed by the Ravens, tying (SF) for the NFL's fewest in 2011.

7

Points the Ravens allowed on opponents' opening drives in 2011, the NFL's fewest permitted.

11

Passing TDs the Ravens allowed in 2011, the NFL's fewest (NYJ next at 15).

21

Forced fumbles by the Ravens, ranking as the NFL's most and tying a team single-season record (2003).

24

An NFL-high sacks on third down by Baltimore in 2011.

RAVENS TOP 2011 RANKINGS

Offense

- RB Ray Rice ranked first in yards from scrimmage (2,068).
- RB Ray Rice ranked first among NFL RBs in receiving yards (704).
- RB Ray Rice ranked second in rushing yards (1,364).
- RB Ray Rice ranked second (first in AFC) among NFL RBs in receptions (76).
- WR Torrey Smith ranked t-second among rookies in receiving TDs (8).
- WR Torrey Smith ranked third among rookies in receiving yards (841).
- RB Ray Rice ranked third (second in AFC) in total first downs (82).
- Ravens ranked fourth in the AFC in third-down efficiency (42.4%).
- QB Joe Flacco ranked fifth in the AFC in passing yards (3,610).
- Ravens ranked fifth in overall red zone scoring (89.8%).
- QB Joe Flacco ranked t-sixth in the AFC in touchdowns (21).
- RB Ray Rice ranked t-sixth in the AFC in receptions (76).
- Ravens ranked t-sixth (third in AFC) in fourth-down efficiency (57.1%).

Defense

- Ravens ranked first in red zone defense (38.1 TD%)
- Ravens ranked first in passing touchdowns allowed (11).
- Ravens ranked first in offensive touchdowns allowed (21).
- Ravens ranked second (first in AFC) in third-down efficiency (32.1 %).
- Ravens ranked second (first in AFC) in rush defense (92.6).
- Ravens ranked second in yards allowed per play (4.54).
- Ravens ranked third in overall defense (288.9).
- Ravens ranked third in points allowed per contest (16.6).
- Ravens ranked t-third (first in AFC) in sacks (48.0).
- Ravens ranked fourth in total first downs allowed (269).
- Ravens ranked fourth in pass defense (196.3).
- OLB Terrell Suggs ranked t-fifth (first in AFC) in sacks (14.0).
- CB Lardarius Webb ranked t-eighth (t-third in AFC) in interceptions (5).

DEFENSIVE NOTES

OVER A DECADE OF DOMINANCE

Dating back to their 2000 Super Bowl-winning season, the Ravens' stout "D" ranks in the top 3 in most significant categories.

TOTAL DEFENSE (Yards Allowed Since 2000)

1. Pittsburgh 279.5
2. **Baltimore** **287.6**
3. Tampa Bay 307.6

TAKE-AWAYS (Most Since 2000)

1. **Baltimore** **391**
2. Carolina 380
3. Green Bay 379

3RD-DOWN CONV. PCT. (Pct. Since 2000)

1. **Baltimore** **34.3**
2. Philadelphia 34.4
3. Chicago 35.0

INTERCEPTIONS (Most Since 2000)

1. Green Bay 253
2. **Baltimore** **247**
3. Tampa Bay 238

POINTS PER GAME (Fewest Allowed Since 2000)

1. Pittsburgh 16.9
2. **Baltimore** **17.0**
3. New England 18.5

RUSHING YARDS/GAME (Fewest Allowed Since 2000)

1. Pittsburgh 87.8
2. **Baltimore** **89.6**
3. Minnesota 102.2

OPPONENT QB RATING (Lowest Since 2000)

1. **Baltimore** **70.8**
2. Pittsburgh 74.1
3. Tampa Bay 75.0

INTERCEPTION TDs (Most Since 2000)

1. Green Bay 34
2. **Baltimore** **31**
3. Tampa Bay 29

RUN "D" STREAK

The Ravens have held opponents to under 4.0 yards per rush in each year of their existence (an amazing 16 straight seasons), ranking as the longest streak in NFL history.

MOST CONSECUTIVE SEASONS ALLOWING LESS THAN 4 YARDS PER RUSH

Team	Seasons	Years
Baltimore Ravens	16	1996-2011
Buffalo Bills	15	1986-2000
Dallas Cowboys	15	1964-78

Rush Avg. Quick Hit:

• Since LB Ray Lewis was drafted in 1996 (the Ravens' inception), Baltimore has allowed an NFL-best 3.5 yards per carry. In 2011 alone, the Ravens permitted a 3.53 yards-per-rush average, ranking second best in the league. Baltimore allowed only 30 runs of 10-or-more yards.

LIMITING THE 100s

Dating back to the 1999 season, the Ravens have allowed the second-fewest 100-yard rushers (27) in the NFL. (Pittsburgh ranks first with 24.) The top teams stack up as follows:

100-YARD RUSHERS ALLOWED (Since 1999)

Rk.	Team	100-Yard Rushers
1.	Pittsburgh Steelers	24
2.	Baltimore Ravens	27
3.	San Diego Chargers	38

Rush "D" Quick Hits:

• Baltimore has allowed only nine 100-yard RBs in its last 83 games & 11 in the past 100 games (last was the Browns' Peyton Hillis, 112, on 12/24/11).
• From 12/17/06 to 10/4/09, the Ravens produced a 39-game streak without permitting a 100-yard rusher.

RECORD TOP THREE "3s"

The Ravens' defense has allowed the third-fewest points in the NFL each of the last four seasons – the best stretch in team history – also tying an NFL record. Since the 1970 merger, only four other teams have achieved an impressive streak such as this.

CONSECUTIVE SEASONS W/ TOP THREE SCORING DEFENSE (Since 1970 Merger)

Team	Consec. Seasons	Years
Baltimore Ravens	4	2008-11
Dallas Cowboys	4	1993-96
Los Angeles Rams	4	1974-77
Minnesota Vikings	4	1973-76
San Francisco 49ers	4	1984-87

TOP 10 STREAK

Baltimore has finished in the Top 10 in total defense (yards allowed) nine straight seasons. Since the 1970 merger, only six teams have produced at least eight consecutive seasons with a Top 10 defense. Baltimore (9) and Pittsburgh (12) boast the NFL's longest active streaks of ranking in the Top 10.

CONSECUTIVE SEASONS W/ A TOP 10 DEFENSE (Since 1970 Merger)

Team	Consec. Seasons	Years
Pittsburgh Steelers	12	2000-11
Dallas Cowboys	10	1970-79
Baltimore Ravens	9	2003-11
Los Angeles Rams	9	1973-81
Tampa Bay Buccaneers	9	1997-2005
Pittsburgh Steelers	8	1972-79

AN OFFENSIVE DEFENSE

Since 1996, the Ravens have posted 50 defensive TDs, scoring a "D-TD" in each season of existence (including 4 in 2011: 3 FRs and 1 INT). Baltimore boasts a 39-7 record when tallying a D-TD. Since 2003, the Ravens own the NFL's second-most D-TDs (37), behind Green Bay's 38. In those games, Baltimore is 28-5.

NFL DEFENSIVE TOUCHDOWNS (Since 2003)

Rk.	Team	D-TDs
1.	Green Bay Packers	38
2.	Baltimore Ravens	37
3.	Buffalo Bills	29
	New England Patriots	29

SHUTOUT CITY

Since 2000, Baltimore's "D" has registered the NFL's most shutouts, blanking opponents nine times. The Ravens' last shutout came on Nov. 16, 2009 in a 16-0 win at Cleveland on Monday Night Football, one of 21 blankings in the NFL over the past three seasons.

NFL SHUTOUT LEADERS (Since 2000)

Rk.	Team	Shutouts
1.	Baltimore Ravens	9
2.	Pittsburgh Steelers	8
3.	New England Patriots	7
	Seattle Seahawks	7
	Tampa Bay Buccaneers	7

OFFENSIVE NOTES

SACK DIFFERENTIAL

Baltimore concluded 2011 with one of the NFL's best sack differentials (+15: 48 sacks, 33 sacks allowed). The Ravens produced their second-best sack-differential season in franchise history (2006, +43: 60 sacks, 17 sacks allowed).

NFL'S SACK DIFFERENTIAL (2011 Season)

Rk.	Team	Sacks	Sacks Allowed	Diff.
1.	NY Giants	48	28	+20
	Cincinnati	45	25	+20
3.	Philadelphia	50	32	+18
4.	Baltimore	48	33	+15
5.	Oakland	39	25	+14

THE LATE GROUND & POUND

Few teams heat up like the Ravens do when the elements call for the "ground and pound" game. During the John Harbaugh Era (since 2008), Baltimore has rushed for 160.3 yards per game in December/January, good for the NFL's second-best average. The Ravens have also been stout against the run late in the season during this span, allowing an NFL-low 86.4 rushing yards per game.

RUSHING YARDS PER GAME: DECEMBER/JANUARY (Regular Season Since 2008)

Rk.	Team	Att.	Yds.	TD	YPG
1.	Carolina Panthers	619	3,321	30	174.8
2.	Baltimore Ravens	628	3,045	23	160.3
3.	New York Jets	620	2,734	24	143.9

RUSHING YARDS ALLOWED PER GAME: DECEMBER/JANUARY (Regular Season Since 2008)

Rk.	Team	Att.	Yds.	TD	YPG
1.	Baltimore Ravens	464	1,641	6	86.4
2.	San Francisco 49ers	507	1,791	13	94.3
3.	Dallas Cowboys	443	1,824	13	96.0

WHAT'S THE DIFFERENCE?

+29

Fourth-quarter scoring differential (95-66) the Ravens posted in 2011, ranking as the NFL's fourth-best mark.

+112

Total scoring differential (378-266) the Ravens posted in 2011, ranking as the NFL's fifth-best mark.

TERRIFIC TIGHT END DUO

Ravens second-year TEs Ed Dickson and Dennis Pitta have quickly become one of the NFL's top receiving-TE duos. Dickson (54-528-5) and Pitta (40-405-3) combined for 94 catches to produce 933 yards and 8 TDs in 2011. In addition, only one other TE duo in the NFL (New England) finished the year with 40 receptions each.

NFL'S TOP TIGHT END RECEIVING DUOS (2011 Season / Min. 30 Catches Each)

Rk.	Players (Team)	Rec-Yds
1.	Rob Gronkowski (90) & Aaron Hernandez (79) (NE)	169-2,237
2.	Ed Dickson (54) & Dennis Pitta (40) (Bal.)	94-933
	Antonio Gates (64) & Randy McMichael (30) (SD)	94-1,049

TRENDS OVER THE FINAL 7

The Ravens won six of their last seven games in 2011. Here are several offensive facts/trends during that time (since Nov. 17):

- RB Ray Rice's 805 rushing yards (115.0 ypg) ranked first in the NFL (Maurice Jones-Drew was next at 752).
- RB Ray Rice's 1,039 yards from scrimmage (148.4 ypg) ranked first in the NFL, with Maurice Jones-Drew's 1,018 (145.4 ypg) second.
- Baltimore's 1,105 rushing yards ranked third (157.9 ypg).
- The Ravens' 45.6% success rate on third down ranked fifth in the NFL.
- The Ravens committed just 7 turnovers, tied for the NFL's sixth fewest.

RUNNING AWAY WITH IT

Baltimore's "O" racked up 290 rushing yards in Week 14 at Cleveland on a franchise-record 55 attempts. The 290 yards rank as the third-best performance in team history, while RB Ray Rice's 204 yards stands as the fourth-best mark in Ravens annals. Impressively, two of the Ravens' top three outputs have all come during the John Harbaugh/Cam Cameron Era (since 2008).

RAVENS TOP TOTAL RUSHING YARDS (Single-Game History)

Yards	Game/Date	Results
343	9/14/03 vs. Cle.	W, 33-13
308	12/13/09 vs. Det.	W, 48-3
290	12/4/11 at Cle.	W, 24-10
276	12/21/03 at Cle.	W, 35-0

RAVENS "O" SETS RECORD

Baltimore's "O" posted a franchise-record 553 yards in Week 3's win at St. Louis. The Ravens' top four all-time single-game outputs have come during the John Harbaugh/Cam Cameron Era (since 2008).

RAVENS TOP TOTAL NET YARDS (Single-Game History)

Yards	Game/Date	Results
553	9/25/11 at STL	W, 37-7
548	12/13/09 vs. Det.	W, 48-3
501	9/13/09 vs. KC	W, 38-24
479	9/27/09 vs. Cle.	W, 34-3
479	11/19/00 vs. Dal.	W, 27-0

FRANCHISE-RECORD COMEBACK

The Ravens overcame a 21-point deficit in Week 8 against the Cardinals, producing the largest comeback victory in team history to earn a 30-27 win. At one point early in the fourth quarter, Baltimore had scored 24 unanswered points. The Ravens also outscored the Cardinals 24-3 in the second half.

MOST POINTS OVERCOME TO WIN GAME (Ravens History)

Points	Date/Game (Details/Final Score)
21	10/30/11 vs. Ari. (trailed 24-3, won 30-27)
19	11/12/06 at Ten. (trailed 26-7, won 27-26)
17	11/23/03 vs. Sea. (trailed 41-24, won 44-41 in OT)
16	9/10/00 vs. Jax. (trailed 23-7, won 39-36)

Comeback Quick Hit:

- In the second half vs. Arizona in Week 8, Baltimore outgained the Cardinals in total yards, 249-56, allowing -1 passing yards and gaining 226.

THAT M&T MAGIC: HOME NOTES

THE M&T ADVANTAGE

Going 27-5 at M&T Bank Stadium in four seasons, John Harbaugh's Ravens have continued to uphold Baltimore's strong tradition of homefield advantage over the past decade. Since 2000, the Ravens own the NFL's second-best regular season home record, producing a 73-23 mark during that span.

NFL'S BEST REGULAR SEASON HOME RECORDS (Since 2000)

Rk.	Team	Record	Pct.
1.	New England Patriots	76-20	.792
2.	Baltimore Ravens	73-23	.760
3.	Pittsburgh Steelers	69-26-1	.724
4.	Green Bay Packers	68-28	.708
	Indianapolis Colts	68-28	.708

HOME STREAKIN'

Baltimore's current 10-game regular season home winning streak is the longest in team history and NFL's second-longest (GB - 13).

MOST CONSECUTIVE HOME GAMES WON (Ravens History)

Games	Date/Games
10	2010-11 (last 2 through first 8)
8	2006-07 (last 5 through first 3)
7	2009-10 (last 2 through first 5)
7	2000-01 (last 4 through first 3)

CHARM CITY RUSH

Since 2008, the Ravens have rushed for 140.0 yards per game at home (third most in NFL among home teams) and an NFL-high 42 TDs (tied with NE). At home in 2011, the Ravens averaged 125.9 rushing yards per game and had 10 rushing TDs.

RUSHING YARDS PER GAME AT HOME (Since 2008)

Rk.	Team	Att.	Yds.	TD	YPG
1.	Carolina Panthers	978	4,704	35	147.0
2.	Minnesota Vikings	969	4,482	32	140.1
3.	Baltimore Ravens	1,089	4,480	42	140.0
4.	Kansas City Chiefs	947	4,421	20	138.2
5.	New York Jets	991	4,343	32	135.7

PILING UP THE POINTS

Since 2009, the Ravens have averaged 26.5 points per game at M&T Bank Stadium, ranking as the NFL's fifth-best mark among home teams during this span. In 2011, the Ravens piled up 27.4 ppg at home (seventh-best NFL average), earning an 8-0 record.

POINTS PER GAME AT HOME (2011 Season)

Rk.	Team	Points	Points/Game
1.	New Orleans Saints	329	41.1
2.	Green Bay Packers	321	40.1
3.	New England Patriots	246	30.8
4.	Detroit Lions	243	30.4
5.	Atlanta Falcons	236	29.5
6.	San Francisco 49ers	221	27.6
7.	Baltimore Ravens	219	27.4

DOMINANT AT HOME

For the first time in team history, the Ravens went undefeated at home (8-0) and became just one of three NFL teams (GB and NO) to accomplish the feat in 2011. Under head coach John Harbaugh (since 2008), the Ravens have won 18 of their last 19 home games and are 27-5 in games played in Baltimore.

NFL'S BEST REGULAR SEASON HOME RECORDS (John Harbaugh Era / Since 2008)

Rk.	Team	Record	Pct.
1.	New England Patriots	28-4	.875
2.	Baltimore Ravens	27-5	.844
3.	Atlanta Falcons	26-6	.813

Home Quick Hits:

- The Ravens, Packers and Saints were the only teams to go undefeated at home in 2011.

AT HOME UNDER HARBAUGH

13.3

Points per game Baltimore has permitted at home since 2008, the NFL's best defensive mark. (Pittsburgh is second at 14.8 ppg.)

49

Interceptions by the Ravens at home since 2008, ranking as the NFL's second most at home (GB is first with 58).

62.5

Passer rating the Ravens have forced for opposing QBs at M&T Bank Stadium since 2008, the NFL's top defensive mark.

268.4

Yards per game the Ravens' defense has permitted at home since 2008, ranking as the NFL's stingiest average during that span (Pittsburgh is second at 268.6 ypg).

817-426

Ratio the Ravens have outscored opponents at home since 2008, limiting foes to 13.3 points per game. In their 27 wins during this span, the margin of victory has been 14.5 ppg.

M&T BANK SECURITY

The Ravens' "D" has been stout at home for many seasons. Since the 2003 campaign, Baltimore ranks first in fewest points and yards allowed per game among NFL home teams. The Ravens also have the most INTs (109) and have posted the second-most sacks (202).

BEST NFL DEFENSES AT HOME (Since 2003)

TOTAL DEFENSE (Fewest Yards Allowed)	POINTS PER GAME (Fewest Allowed)
1. Baltimore 275.1	1. Baltimore 14.8
2. Pittsburgh 275.2	2. New England 15.8
3. NY Jets 298.2	3. Pittsburgh 16.2
INTERCEPTIONS (Most in NFL)	SACKS (Most in NFL)
1. Baltimore 109	1. New York Giants . . . 205
2. Green Bay 98	2. Baltimore 202
New England 98	3. Minnesota 191

RECORDS / TRENDS

RAVENS TRENDS

<u>Team</u>	<u>Since 2000</u>	<u>2011</u>
Record	116-76	12-4
vs. AFC North (since 2002)	35-25	6-0
vs. AFC	87-58	9-3
vs. NFC	29-18	3-1
Home	73-23	8-0
Away	43-53	4-4
On grass	50-42	2-3
Artificial turf	66-34	10-1
Outdoors	113-69	11-4
Indoors	3-7	1-0
September	24-14	2-1
October	24-23	3-1
November	33-19	3-1
December	30-19	3-1
January	5-1	1-0
Leading at halftime	94-11	11-0
Trailing at halftime	16-55	1-3
Tied at halftime	6-10	0-1
Tied after 3 quarters	3-5	1-0
Leading After 3 quarters	99-9	10-0
Trailing after 3 quarters	15-61	1-4
Decided by 7 points or less	44-38	3-2
Decided by 3 points or less	22-22	2-0
When scoring first	78-20	10-0
When not scoring first	38-56	2-4
Positive or even turnover ratio	100-21	9-0
Negative turnover ratio	16-56	3-4
Winning penalty ratio	52-31	6-1
Losing penalty ratio	54-40	4-2
Overtime	6-5	0-0
When returning a KOR for a TD	2-1	0-0
When returning a PR for a TD	5-2	1-0

<u>Offense</u>	<u>Since 2000</u>	<u>2011</u>
Scoring 20 or more points	88-21	11-0
Scoring 30 or more points	41-3	5-0
Having 20 or more first downs	47-27	6-1
Totaling 350 or more net yards	50-19	8-0
At least 35 minutes time of possession	32-3	3-0
Rushing for 150 or more yards	42-9	5-0
When not throwing an INT	66-11	6-0
With a 100-yard rusher	43-15	6-0
Without a 100-yard rusher	73-61	6-4
With a 100-yard receiver	24-12	4-0
Without a 100-yard receiver	92-64	8-4
With a 300-yard passer	10-6	4-0
Without a 300-yard passer	106-70	8-4

<u>Defense</u>	<u>Since 2000</u>	<u>2011</u>
When scoring a defensive TD	33-5	2-0
When returning an INT for a TD	27-2	1-0
When returning a fumble for a TD	7-3	2-0
Recording 3 or more sacks	61-22	7-1
Holding opponent under 250 net yards	36-3	6-1
Holding opponent under 21 points	92-29	10-1
Holding opponent under 15 points	77-14	7-1
Allowing a 100-yard rusher	11-16	1-2
Not allowing a 100-yard rusher	104-61	11-2
Allowing a 100-yard receiver	25-22	3-1
Not allowing a 100-yard receiver	92-53	9-3
Allowing a 300-yard passer	15-10	2-1
Not allowing a 300-yard passer	100-66	9-3

ALL-TIME REGULAR SEASON RECORDS (SINCE 1996)

	<u>Overall Record</u>	<u>Home</u>	<u>Away</u>
Overall	140-115-1	88-39-1	52-76
In M&T Bank Stadium (since 1998)	81-31	81-31	n/a
Coached by Ted Marchibroda	16-31-1	11-12-1	5-19
Coached by Brian Billick	80-64	50-22	30-42
Coached by John Harbaugh	44-20	27-5	17-15
vs. AFC Teams	109-91	69-37	40-54
vs. AFC North (AFC Central)	35-25 (26-28)	21-9 (13-14)	14-16 (13-14)
vs. AFC East	15-16	11-4	4-12
vs. AFC South	11-11	7-4	4-7
vs. AFC West	18-11	13-3	5-8
vs. NFC Teams	36-25-1	24-5-1	12-20
vs. NFC North (NFC Central)	4-4 (3-5)	4-0 (3-1)	0-4 (0-4)
vs. NFC East	10-4-1	5-1-1	5-3
vs. NFC South	6-6	3-3	3-3
vs. NFC West	13-6	9-0	4-6
On Monday Night Football - ABC/ESPN	7-9	3-2	4-7
On NBC/ESPN - Sunday Night	11-12	8-5	3-7
On NFL Network	2-2	1-0	1-2
In Overtime	9-7-1	6-2-1	3-5
Ravens Shutout Wins	10	5	5
In Season Openers	8-8	5-3	3-5
Indoors	4-10	n/a	4-10
Note: Baltimore has played in Houston's Reliant Stadium twice (2-0), Indy's Lucas Oil Field once (0-1) and Dallas' Texas Stadium once (1-0), all games considered "outdoors" due to the open roofs. Only one of the Ravens' games at Reliant Stadium (12/13/10) came when the roof was closed, meaning the game was "indoors."			
In August	0-1	0-1	0-0
In September	32-21	20-5	12-16
In October	27-34	16-13	11-21
In November	38-31-1	22-10-1	16-21
In December	38-26	27-9	11-17
In January	5-2	3-0	2-2

PLAYER NOTES: DEFENSE

THE ULTIMATE LB



Thirteen-time Pro Bowl LB Ray Lewis had a team-high 95 tackles, 2 sacks, 1 INT and 2 FFs in 2011, missing games 10-13 with a foot injury, which snapped his 57-consecutive games started streak that dated back to 2008. Lewis, who has played in 222 career contests, is Baltimore's all-time tackle king (2,586 stops).

He also has the most FRs (19), second-most INTs (31) and second-most FFs (19) in team history, leading a Ravens' "D" that has ranked in the top 10 (yards allowed) for nine straight seasons.

RAVENS CAREER DEFENSIVE RECORDS (All-Time History)

TACKLES

1. Ray Lewis (1996-present) 2,586
2. Kelly Gregg (2001-2010) 721
3. Terrell Suggs (2003-present) 660
4. Ed Reed (2002-present) 603
5. Jamie Sharper (1997-2001) 522

INTERCEPTIONS

1. Ed Reed (2002-present) 57
2. Ray Lewis (1996-present) 31
3. Chris McAlister (1999-2008) 26
4. Duane Starks (1998-2001) 20
- Rod Woodson (1998-2001) 20

FUMBLES RECOVERED

1. Ray Lewis (1996-present) 19
2. Terrell Suggs (2003-present) 11
3. Rob Burnett (1996-2001) 8

TACKLE MACHINE

In his 16th season, LB Ray Lewis is the NFL's active career tackles leader. Lewis, who has played in 222 games, is one of only two active players to hit the 2,000-tackle milestone. In 2011, Lewis led the Ravens in tackles (95) for the 14th time in his career. He has tallied at least 130 stops 13 times.

NFL CAREER TACKLE LEADERS (Active Players)

Rk.	Player (Year Entered NFL)	Tackles	Games
1.	Ray Lewis (1996)	2,586	222
2.	London Fletcher (1998)	2,220	224
3.	Keith Brooking (1998)	1,826	209
4.	Brian Urlacher (2000)	1,658	170
5.	Mike Peterson (1999)	1,600	182

AN ELITE NFL CLUB

In 2011's Week 6 win over Houston, LB Ray Lewis became the only player in NFL history to record 40 sacks and 30 INTs in a career.

NFL PLAYERS W/ 30+ SACKS & 25+ INTs (NFL History)

Player	Games	Sacks	INTs
Ray Lewis (1996-present)	222	40.5	31
Rodney Harrison (1994-2008)	186	30.5	34
William Thomas (1991-2001)	172	37.0	27

'BACKER THEFTS

LB Ray Lewis is the NFL's active INT leader among linebackers, posting 31 picks during his career, including a theft in 2011's Week 1 win against the Steelers. (The pick was part of the Ravens' 7-take-away performance, which set a franchise record.) Lewis ranks sixth all time in INTs by a linebacker, passing Sam Huff (30) in Week 1.

LINEBACKER INTERCEPTION LEADERS (Active Players)

Rk.	Player (Team)	INTs	Yards	TD
1.	Ray Lewis (Bal.)	31	503	3
2.	Brian Urlacher (Chi.)	21	278	1
3.	Mike Peterson (Atl.)	19	272	1
	Takeo Spikes (SD)	19	276	3
5.	London Fletcher (Was.)	18	139	2

STILL GOING STRONG



In his 16th NFL season (all with the Ravens), LB Ray Lewis currently stands as the NFL's longest-tenured defensive player still playing with his original team (Lewis was drafted in 1996).

LONGEST-TENURED DEFENSIVE PLAYERS (w/ Original Team)

Rk.	Player	Team	Seasons
1.	Ray Lewis	Ravens	16
2.	Ronde Barber	Buccaneers	15
3.	Aaron Smith	Steelers	13

DURABLE DOUBLE J



OLB Jarret Johnson, who has played in 129 consecutive games (the longest streak in team history), earned AFC Defensive Player of the Week honors for his Week 4 performance vs. NYJ when he posted 3 tackles, 2 QB hits and a 26-yard FR-TD. "Double J" currently owns the NFL's fourth-longest consecutive games played streak and second-longest starting streak among LBs.

RAVENS CONSECUTIVE GAMES PLAYED (All-Time Streaks)

Rk.	Player	Games	Years
1.	Jarret Johnson	129	2003-present
2.	Peter Boulware	111	1997-2003
3.	Matt Stover	110	2002-08
4.	Terrell Suggs	105	2003-09

NFL LBs CURRENT CONSECUTIVE GAMES PLAYED

Rk.	Player	Games
1.	London Fletcher	224
2.	Keith Brooking	176
3.	Bradie James	142
4.	Jarret Johnson	129
5.	D. Ware/B. Scott	112

NFL LBs CURRENT CONSECUTIVE GAMES STARTED

Rk.	Player	Games
1.	London Fletcher	179
2.	Jarret Johnson	80*
3.	Chad Greenway	55

* Ravens franchise record

PLAYER NOTES: DEFENSE

A DANGEROUS REED



In 2011, eight-time Pro Bowl S Ed Reed tallied 3 INTs to up his career total to 57 – the most in Ravens history and the NFL since he entered the league in 2002. Among active players, Reed's career INTs also rank first, as do his 1,463 INT return yards (which also rank second in NFL history).

NFL CAREER INTERCEPTION LEADERS (Active Players)

Rk.	Player (Team)	G	INT	Yds	Avg.	Lg	TD
1.	Ed Reed (Bal.)	144	57	1,463	25.7	107t	6
2.	Charles Woodson (GB)	199	54	896	16.6	62t	11
3.	Champ Bailey (Den.)	194	50	446	8.9	70t	4
4.	Asante Samuel (Phi.)	131	45	617	13.7	55t	5
5.	Ronde Barber (TB)	225	43	763	17.7	66t	7

Reed Quick Hits: Of his 57 INTs...

- 34 have come in the second half (most in the NFL since '02) and 22 in the fourth quarter (most in the NFL since '02).
- When Reed records an INT, the Ravens own a 35-10 record. When he makes 2 INTs in a game, Baltimore is 12-0 (13-0 including playoffs).
- 21 have come in the combined months of December/January, the NFL's most in those months since Reed entered the league.
- Reed's 8-career INTs in the playoffs ranks as the most among active players. He had 1 theft in last Sunday's Divisional win over Houston.

TOP PLAYMAKER

S Ed Reed's 57 career INTs rank first among all NFL players since he entered the league in 2002, as do his 1,463 INT return yards. Additionally, his 25.7-yard return average ranks first in NFL history (among players with at least 30 INTs).

NFL INTERCEPTIONS (Since 2002)

Rk.	Name	INTs	Yards
1.	Ed Reed	57	1,463
2.	Asante Samuel	45	617
3.	Charles Woodson	43	663

INT RETURN AVERAGE (NFL History)

Rk.	Name	Avg.	INTs	Yards
1.	Ed Reed	25.7	57	1,463
2.	Deion Sanders	25.1	53	1,331
3.	Glen Edwards	24.6	39	961

HISTORY IN REACH

S Ed Reed, who registered 2 INTs in Week 1's 2011 debut – and has 57 picks in his career – is just 20 INT return yards shy of setting the all-time NFL record. In just 144 games, Reed has posted a remarkable 1,463 yards, second only to Hall of Famer Rod Woodson (1,483 yards on 71 INTs).

CAREER INTERCEPTION YARDS LEADERS (NFL History)

Rk.	Player	G	INT	Yds	Avg.	Lg	TD
1.	Rod Woodson	238	71	1,483	20.9	98t	12
2.	Ed Reed	144	57	1,463	25.7	107t	6
3.	Darren Sharper	205	63	1,412	22.4	99t	11
4.	Deion Sanders	188	53	1,331	25.1	93t	9
5.	Emlen Tunnell	167	79	1,282	16.2	55t	4

REED'S TDs

S Ed Reed has scored 13 TDs in his career (including playoffs). Amazingly, Reed is the only player in NFL history to score return TDs off a punt return, blocked punt, INT and fumble recovery.

ED REED'S CAREER TOUCHDOWNS

Date/Game	Result	Touchdown
10/11/09 vs. Cin.	L	52-yard INT return
1/4/09 at Mia. (WC)	W	64-yard INT return
12/7/08 vs. Was.	W	22-yard FR return
11/23/08 vs. Phi.	W	107-yard INT return*
9/21/08 vs. Cle.	W	32-yard INT return
9/10/07 at Cin.	L	63-yard punt return
11/5/06 vs. Cin.	W	25-yard INT return
11/7/04 vs. Cle.	W	106-yard INT return
10/10/04 at Was.	W	22-yard FR return
11/23/03 vs. Sea.	W	16-yard punt block return
10/12/03 at Ari.	W	22-yard punt block return
9/14/03 vs. Cle.	W	54-yard INT return
11/24/02 vs. Ten.	W	11-yard punt block return

* NFL Record *Italics indicates postseason*

SCORING THEFTS

S Ed Reed has posted 8 regular season defensive touchdowns during his career. Reed's 8 "D-TDs" are the most in Ravens franchise history, while his 6 INT-TDs also rank first.

RAVENS ALL-TIME DEFENSIVE TOUCHDOWNS (Career leaders)

Rk.	Player	INTs	FRs	Total
1.	Ed Reed	6	2	8
2.	Chris McAlister	5	1	6
3.	Rod Woodson	5	0	5
	Adalius Thomas	2	3	5

DUAL-INT GAMES

S Ed Reed registered the 12th dual-INT game (13th including playoffs) of his career in Week 1 vs. Pittsburgh. Reed owns the most such games among players who began their careers in the Super Bowl Era (since 1966).

MOST GAMES WITH 2+ INTERCEPTIONS (Players Who Began Career in Super Bowl Era)

Player	2+ INT Games
Ed Reed	12
Ronnie Lott	11
Lem Barney	9
Dave Brown	9
Everson Walls	9

GOING THE DISTANCE

LONGEST INTERCEPTION RETURNS (NFL History)

Rk.	Player	Yards	Date/Game
1.	Ed Reed	107t	11/23/08 vs. Phi.
2.	Ed Reed	106t	11/7/04 vs. Cle.
3.	Vencie Glenn	103t	11/29/87 vs. Den.
	Louis Oliver	103t	10/4/92 at Buf.

PLAYER NOTES: DEFENSE

SACK KING SUGGS



Five-time Pro Bowl OLB Terrell Suggs posted three 3-sack games in 2011, finishing with a career-high 14 sacks on the year. Suggs also forced an NFL-high 7 fumbles, setting a career high and a Ravens' single-season record. Suggs' 14 sacks in 2011 ranked third in Ravens history and first in the AFC (also tying Aldon Smith for fifth in the NFL). Only DE Michael McCrary (14.5 in 1998) and LB Peter Boulware (15 in 2001) had more in a Ravens' season.

RAVENS ALL-TIME SACKS (Career Leaders)

Rk.	Player (Years)	Sacks
1.	Terrell Suggs (2003-present)	82.5
2.	Peter Boulware (1997-2005)	70.0
3.	Michael McCrary (1997-2002)	51.0
4.	Ray Lewis (1996-present)	40.5
5.	Adalius Thomas (2000-06)	38.5

AFC SACKS LEADERS (2011 Season)

1. Terrell Suggs (Bal.) . . 14
2. Tamba Hali (KC) 12
3. Connor Barwin (Hou.) . 11.5
- Von Miller (Den.) . . 11.5

RAVENS SACKS LEADERS (Single-Season Records)

1. Peter Boulware (2001) . . 15
2. Michael McCrary (1998) . 14.5
3. Terrell Suggs (2011) . . 14
4. Trevor Pryce (2006) . . . 13

HOT OFF THE EDGE

Since entering the NFL in 2003, Terrell Suggs' 82.5 sacks rank seventh among active players, while his 610 yards lost stand fourth. Suggs had a team-, career- and AFC-high 14 sacks in 2011.

NFL SACKS LEADERS (Since 2003)

Rk.	Player	Sacks	Yards
1.	Jared Allen (Min.)	105.0	673.5
2.	DeMarcus Ware (Dal.)	99.5	643.5
3.	Dwight Freeney (Ind.)	89.5	667
4.	Julius Peppers (Chi.)	88.0	532
5.	John Abraham (Atl.)	84.5	561
6.	Robert Mathis (Ind.)	83.5	603
7.	Terrell Suggs (Bal.)	82.5	610
8.	Jason Taylor (Mia.)	81.5	474
9.	Osi Umenyiora (NYG)	69.0	484.5

Suggs Quick Hits:

- Suggs has racked up 30 sacks since 2010 (34 games, including playoffs), the NFL's fourth most during that span.
- In Baltimore's last 18 games (dating back to 2010 playoffs), "Sizzle" has posted 19 sacks.
- The Ravens are 50-17 all time when Suggs records a sack.
- Baltimore is 13-1 when he tallies 2 or more sacks during his career.

THE DOMINANT DT



One of the NFL's most disruptive forces, DT Haloti Ngata was named to his third Pro Bowl (as a starter) in 2011. Perhaps the NFL's most athletic DT, Ngata stops the run (393 career tackles), rushes the passer (17 career sacks) and even drops into coverage (3 career INTs). In 2011, he had 64 tackles, 5 sacks (-21 yards), 3 FRs (1 returned for TD) and 2 FFs.

Baltimore has a history of strong run defense, and with Ngata's help the past several seasons, has upheld its stout legacy on the ground.

RAVENS RUSHING DEFENSE RANKINGS (Past Six Seasons with Ngata)

Year	Yards Per Game Allowed		Avg. Per Play Allowed	
	Total	Rank	Total	Rank
2011	92.6	2nd	3.5	2nd
2010	93.9	5th	3.9	8th
2009	93.3	5th	3.4	1st
2008	81.4	3rd	3.6	5th
2007	79.3	2nd	2.8	1st
2006	75.9	2nd	3.3	2nd

"NGATA" ON US

Dating back to 2006, when DT Haloti Ngata entered the NFL, the Ravens have allowed a league-low 41 rushing TDs (tied with Pit.) and the NFL's third-fewest rushing yards per game (86.1 ypg).

RUSHING TOUCHDOWNS (Fewest Allowed Since 2006)

1. Baltimore 41
- Pittsburgh 41
3. Minnesota 51

RUSHING YARDS PER GAME (Fewest Allowed Since 2006)

1. Minnesota 84.8
2. Pittsburgh 85.1
3. Baltimore 86.1

NGATA SCORES

In Week 3 at St. Louis (9/25/11), DT Haloti Ngata scooped up a Sam Bradford fumble and returned it 28 yards for his first-career TD. Ngata's scamper is the third-longest FR-TD in Ravens history, shy of OLB Adalius Thomas' 57- and 35-yarders.

DT WHO DOES IT ALL

In 2011, DT Haloti Ngata ranked fifth in the AFC among interior linemen with 5 sacks. Ngata also had 2 FFs, which tied three players for the most in the NFL by DTs in 2011. The massive DT also owned the NFL's second-most FRs (3, tied with 11 others).

FORCED FUMBLES BY NFL DTs (2011 Season)

1. Haloti Ngata 2
- Three other players 2

NFL FUMBLE RECOVERIES (2011 Season)

1. Jared Allen 4
2. Haloti Ngata 3
- 11 other players 3

NOTE THE NGATA QUOTE

Colts C Jeff Saturday on ranking Ngata the NFL's best D-tackle: "This is the guy that I wouldn't want to be facing if the game is on the line. I think Haloti could play free safety; he's got that kind of athletic ability. And when he lines up, he'll play off the ball somewhat and in a flex position. He will bring all 340 pounds to you. He's an absolute monster."

RAVENS FORCED FUMBLES (Career Leaders)


1. Terrell Suggs 29
2. Ray Lewis 19
3. Adalius Thomas 15

RAVENS FUMBLE RECOVERIES (Career Leaders)

1. Ray Lewis 19
2. Terrell Suggs 11
3. Rob Burnett 8

PLAYER NOTES: OFFENSE

FRANCHISE LEADER



QB Joe Flacco is the Ravens' all-time leading passer. In 2011's Week 9 win at Pittsburgh, he engineered a 13-play, 92-yard TD drive, hitting WR Torrey Smith with a 26-yard pass with 8 seconds left to seal a 23-20 victory. Flacco has 11 career game-winning drives in the fourth quarter/OT, including three in 2011.

RAVENS ALL-TIME PASSING LEADERS (Franchise History)

Rk.	Player	G	Att	Cmp	Pct	Yards	TD	INT	Rate
1.	Joe Flacco	64	1,958	1,190	60.8	13,816	80	46	86.0
2.	Kyle Boller	53	1,311	746	56.9	7,846	45	44	71.9
3.	V. Testaverde	29	1,019	596	58.5	7,148	51	34	82.8

FLACCO IS THE FIRST

Joe Flacco is the first starting QB in NFL history (since 1970 merger) to lead his team to the playoffs in each of his first four seasons. Flacco has helped the Ravens earn five playoff wins since '08, tied (Ben Roethlisberger and Kurt Warner) for the second-most victories by a QB over the first four years of a career (Tom Brady - 6).

JOE VS. CONTENDERS

Including last week's Divisional win over Houston, the Ravens are 7-0 against 2011 playoff teams (2-0 vs. Pit., 2-0 vs. Cin., 2-0 vs. Hou. and 1-0 vs. SF). In these games, all against defenses that own Top 7 defenses, QB Joe Flacco has been a standout performer.

QB JOE FLACCO VS. PLAYOFF TEAMS (2011 Season)

Game	Result	Att	Cmp	Pct.	Yards	TD	INT	Rate
9/11 vs. Pit.	W, 35-7	29	17	58.6	224	3	0	117.6
10/16 vs. Hou.	W, 29-14	33	20	60.6	305	0	1	78.5
11/6 at Pit.	W, 23-20	47	28	59.6	300	1	0	85.4
11/20 vs. Cin.	W, 31-24	27	17	63.0	270	2	1	105.5
11/24 vs. SF	W, 16-6	23	15	65.2	161	1	0	100.1
1/1 at Cin.	W, 24-16	19	15	78.9	130	1	0	112.7
1/15 vs. Hou.	W, 20-13	27	14	51.9	176	2	0	97.1
Totals	7-0	205	126	61.5	1,566	10	2	97.3

2011 Final Defensive Rankings (YPG):

• Pittsburgh (1), Houston (2), San Francisco (4), Cincinnati (7)

JOE OWNS MOST ROAD WINS

Among all NFL QBs, Joe Flacco has produced a league-best 21 road wins (including playoffs) since 2008 (21-18 record). Below are Flacco's stats in those away victories:

QB JOE FLACCO ROAD WINS (Since 2008 / Including Playoffs)

Player (Wins)	Att	Cmp	Pct	Yards	TD	INT	Rate
Joe Flacco (21)	578	357	61.8	4,255	24	5	94.5

RAVENS RECORDS

QB Joe Flacco owns a franchise-record 24 100-plus single-game passer ratings, including six in 2011. He has also posted two of the top three passing yards games in Ravens history.

RAVENS SINGLE-GAME PASSING YARDS

Yards	Player	Opp./Date
429	Vinny Testaverde	vs. STL, 10/27/96
389	Joe Flacco	at STL, 9/25/11
385	Joe Flacco	at Min., 10/18/09

NO. 5 WINNINGEST AFTER FOUR

QB Joe Flacco's 44 regular season wins are the most by a QB in his first four seasons (2008-11) in NFL history. Including playoffs, he owns an NFL-record 49 total wins in his first four seasons.

MOST WINS BY STARTING QB / FIRST FOUR SEASONS (Since 1970 / Including Playoffs)

Rk.	Quarterback (Years)	Record	Playoff Record
1.	Joe Flacco (2008-11)	44-20	5-3
2.	Matt Ryan (2008-11)	43-41	0-3
3.	Dan Marino (1983-86)	41-16	3-3

Flacco Playoffs Quick Hit:

• Last Sunday vs. Houston, Joe Flacco became the only QB in NFL history (since 1970 merger) to start a playoff game in each of his first four seasons. He owns a 5-3 postseason record (with four wins on the road).

JOE SETS BALTIMORE RECORD

In 2011, QB Joe Flacco surpassed the 3,000-yard passing milestone for the third-consecutive season, becoming the first QB in Baltimore football history (Colts and Ravens) to accomplish the feat. Flacco also threw for 20 TDs in 2011, posting his third-straight 3,500-yard/20-touchdown campaign.

SINGLE-SEASON PASSING YARDS (Ravens History)

Rk.	Player (Year)	Cmp-Att	Pct.	Yards	TD	INT	Rate
1.	V. Testaverde ('96)	325-549	59.2	4,177	33	19	88.7
2.	Joe Flacco ('10)	306-489	62.6	3,622	25	10	93.6
3.	Joe Flacco ('09)	315-499	63.1	3,613	21	12	88.9
4.	Joe Flacco ('11)	312-542	57.6	3,610	20	12	80.9

FLACCO FAST FACTS

MOST WINS BY STARTING QBs (Since 2008 / Including Playoffs)

Rk.	Player	Record
1.	Joe Flacco	49-23
	Drew Brees	49-20
3.	Ben Roethlisberger	46-19
4.	Aaron Rodgers	45-23

• In the Ravens' last 42 regular season wins (dating back to 2008), Flacco has 58 TD passes and 14 INTs for a 97.5 QB rating on 752-of-1,207 passing (62.3%).

• Baltimore is 28-3 when Flacco produces at least a 95 rating (and 14-1 when he's at 110.0 or better).

• Flacco owns 27 career regular season wins at home, good for the most among NFL starting quarterbacks since 2008. Flacco is 27-5 at M&T Bank Stadium.

MOST CONSECUTIVE STARTS BY QUARTERBACKS (Active Streaks / Regular Season)

Rk.	Player	Starts
1.	Eli Manning	119
2.	Philip Rivers	96
3.	Joe Flacco	64
4.	Tom Brady	48

LEADER OF THE 300s

QB Joe Flacco has passed for a Ravens' record 300 yards eight times (tied) during his career, including in four games in 2011.

300-YARD PASSING GAMES (Ravens Single Seasons)

1.	V. Testaverde (1996)	5
2.	Joe Flacco (2011)	4
3.	Joe Flacco (2009)	3

300-YARD PASSING GAMES (Ravens History)

1.	Joe Flacco (2008-11)	8
	V. Testaverde (1996-97)	8
3.	Three other players	2

PLAYER NOTES: OFFENSE

RICE RANKS NO. 1



Two-time Pro Bowl RB Ray Rice posted a career-best and an NFL-high 2,068 yards from scrimmage in 2011, also adding a Ravens-record 15 total TDs (12 rushing and 3 receiving). Rice's 1,364 rushing yards ranked second in the NFL, while his 2,068 total yards marked the second time (2009: 2,041) that he's surpassed the 2K scrimmage yards milestone during his career.

NFL NET YARDS FROM SCRIMMAGE (2011 Season)

Rk.	Player	Yards	---Rush---		---Pass---	
			Att-Yds	TD	Rec-Yds	TD
1.	Ray Rice	2,068	291-1,364	12	76-704	3
2.	M. Jones-Drew	1,980	343-1,606	8	43-374	3
3.	Arian Foster	1,841	278-1,224	10	53-617	2

NFL RUSHING YARDS LEADERS (2011 Season)

Rk.	Player	Att.	Yards	Avg.	LG	TDs
1.	Maurice Jones-Drew	343	1,606	4.7	56	8
2.	Ray Rice	291	1,364	4.7	70t	12
3.	Michael Turner	301	1,340	4.5	81t	11

RICE & FAULK: NFL ELITE

In 2011, Pro Bowl RB Ray Rice became just the second player in NFL history to post multiple 1,000-yard rushing/700-yard receiving seasons (also in 2009), joining Hall of Famer Marshall Faulk, who did it an impressive four times (1998-2001).

RB RECEIVING RECORDS

Ray Rice is the Ravens' all-time receiving leader by a RB (250 for 2,235) and has 6 of the top 10 receiving days by a RB in team history. In 2011, he had a team-high 76 catches for a career-high 704 yards.

RECEIVING YARDS BY A RUNNING BACK (Ravens Single-Game History)

Rk.	Player	Game/Date	Yards	Rec.	Avg.
1.	Ray Rice	10/18/09 at Min.	117	10	11.7
2.	Jamal Lewis	12/08/02 vs. NO	108	4	27.0
3.	Priest Holmes	10/11/98 vs. Ten.	98	13	7.5
4.	Ray Rice	11/7/10 vs. Mia.	97	7	13.9
5.	Earnest Byner	10/27/96 vs. STL	96	6	16.0
6.	Ray Rice	11/8/09 at Cin.	87	8	10.9
7.	Ray Rice	9/25/11 at STL	83	5	16.6
8.	Ray Rice	12/19/10 vs. NO	80	5	16.0
9.	Ray Rice	10/11/09 vs. Cin.	74	7	10.6
10.	Bam Morris	11/10/96 at Jax.	73	3	24.3

TD PASS BY A BACK

In 2011's Week 10 game at Seattle, Ray Rice threw the second-ever Ravens TD pass by a non-QB, finding TE Ed Dickson for a 1-yard score. The last was on 11/30/08 (at Cin.) when WR Mark Clayton hit Derrick Mason (32 yards).

RAVENS ALL-TIME RUSHING

Rk.	Player	Att.	Yards	Avg.	LG	TDs
1.	Jamal Lewis	1,822	7,801	4.3	82t	45
2.	Ray Rice	959	4,377	4.6	70t	24
3.	Willis McGahee	673	2,802	4.2	77t	31

LEADER OF THE 100s

RB Ray Rice has compiled 33 games with at least 100 total yards from scrimmage during his career, including 31 since he became a full-time starter and earned his first Pro Bowl honors in 2009. Rice's 31 games dating back to the '09 campaign rank as the NFL's most.

GAMES W/ 100+ TOTAL YARDS FROM SCRIMMAGE (Since 2009)

Rk.	Player (Team)	100-Yard Games
1.	Ray Rice (Bal.)	31
2.	Maurice Jones-Drew (Jax.)	29
3.	Steven Jackson (STL)	27
	Chris Johnson (Ten.)	27

RAY RICE'S TOP THREE YARDS FROM SCRIMMAGE (Career Began in 2008)

Rk.	Date/Opp.	Total	---Rush---		---Pass---	
		Yards	Att-Yds	TD	Rec-Yds	TD
1.	12/19/10 vs. NO	233	31-153	1	5-80	1
2.	12/13/09 vs. Det.	219	13-166	1	4-53	0
3.	12/4/11 at Cle.	214	29-204	1	2-10	0

TOP RB TARGET

RB Ray Rice leads the NFL in receptions and receiving yards by a running back since he entered the league in 2008, amassing 250 catches for 2,235 yards. Rice owns an NFL-best (by a RB) 73 catches on third down during this time, earning 33 first downs (second only to Darren Sproles' 35 first downs on 69 third-down catches).

NFL RECEPTIONS BY A RB (Since 2008)

1. Ray Rice (Bal.) 250
2. Matt Forte (Chi.) . . . 223
3. Darren Sproles (NO) . . 219

NFL RECEIVING YARDS BY A RB (Since 2008)

1. Ray Rice (Bal.) 2,235
2. Darren Sproles (NO) . . 2,069
3. Matt Forte (Chi.) . . . 1,985

THREE OF A KIND

RB Ray Rice (1,364 rushing yards and 704 receiving yards in 2011) became just the fourth NFL player since 1970 to post three straight seasons with at least 1,200 rushing yards and 500 receiving yards, joining Marshall Faulk (four from 1998-2001), Thurman Thomas (four from 1989-92) and Priest Holmes (three from 2001-03).

NFL'S 1,000/700 CLUB

Ray Rice and Marshall Faulk are the only players in NFL history to post multiple 1,000-yard rushing/700-yard receiving seasons.

PLAYERS WITH 1,000 RUSHING & 700 RECEIVING YARDS (Single-Season NFL History)

Player (Year)	Rushing Yards	Receiving Yards
Marcus Allen (1984)	1,168	758
William Andrews (1981)	1,301	735
Roger Craig (1985)	1,050	1,016
Marshall Faulk (2001)	1,382	765
Marshall Faulk (2000)	1,359	830
Marshall Faulk (1999)	1,381	1,048
Marshall Faulk (1998)	1,319	908
Steven Jackson (2006)	1,528	806
Ray Rice (2011)	1,364	704
Ray Rice (2009)	1,339	702
LaDainian Tomlinson (2003)	1,645	725
Brian Westbrook (2007)	1,333	771

PLAYER NOTES: OFFENSE

PRODUCTIVE PERFORMER



RB Ricky Williams, who joined the Ravens as a free agent during training camp, has compiled 10,009 rushing yards during his 10-year NFL career. That total ranks third most among active RBs, while his 66 rushing TDs also rank third. For his career, Williams averages 68.1 rushing yards per game and is one of just 26 players ever to reach the 10,000-yard milestone.

NFL RUSHING YARDS / ACTIVE LEADERS

Rk.	Player	Att.	Yards	Avg.	LG	TDs
1.	LaDainian Tomlinson	3,174	13,684	4.3	85t	145
2.	Thomas Jones	2,678	10,591	4.0	71t	68
3.	Ricky Williams	2,431	10,009	4.1	68t	66
4.	Steven Jackson	2,138	9,093	4.3	59t	52
5.	Frank Gore	1,653	7,625	4.6	80t	43

DEEP-THREAT EVANS



WR Lee Evans, who was acquired in a trade with Buffalo during the 2011 training camp, has averaged 15.8 yards per catch during his career, good for the NFL's sixth-best mark among active players. Among players with at least 375 career receptions, Evans ranks second only to Greg Jennings. In 2011, after missing seven games with an ankle injury, he posted 4 catches for 74 yards (18.5 ypc avg.).

NFL CAREER AVERAGE YARDS PER CATCH (Active Leaders)

Rk.	Player	Rec.	Yards	Avg.	LG	TDs
1.	Devery Henderson	223	4,061	18.2	84t	19
2.	DeSean Jackson	229	4,085	17.8	91t	21
3.	Vincent Jackson	272	4,754	17.5	60	37
4.	Calvin Johnson	366	5,872	16.0	96t	49
5.	Greg Jennings	389	6,171	15.9	86t	49
6.	Lee Evans	381	6,008	15.8	87t	43



MOST RECEIVING TDs OF 70-PLUS YARDS / SINCE 2004

Player	70-Yard TDs
Lee Evans	6
Greg Jennings	6
Terrell Owens	5

BOASTIN' ABOUT BOLDIN



Three-time Pro Bowl WR Anquan Boldin has 707 career receptions for 9,244 yards and 54 TDs, producing 74.0 receiving yards per game, which ranks as the fourth-best mark among active players. With 887 yards in 14 games in 2011 (on 57 catches), Boldin averaged a career-best 15.6 yards per catch and registered the eighth 800-yard season of his nine-year career. Boldin missed the final two contests of the regular season with a knee injury and is expected to return for Baltimore's Divisional Playoff.

RECEIVING YARDS PER GAME (Active Players / Min. 50 Games)

Rk.	Player	GP	Rec.	Yards	TDs	YPG
1.	Andre Johnson	122	706	9,656	52	79.1
2.	Larry Fitzgerald	124	693	9,615	73	77.5
3.	Calvin Johnson	76	366	5,872	49	77.3
4.	Anquan Boldin	125	707	9,244	54	74.0
5.	Marques Colston	86	449	6,240	48	72.6

Boldin Quick Hits:

- With 145 yards on 7 catches vs. Arizona in Week 8, Boldin owns 32 career 100-yard receiving games, including five as a Raven (two in 2011).
- Boldin led the Ravens with 887 receiving yards on 57 catches in 2011.

FASTEST TO 400, 500 & 600

WR Anquan Boldin is the fastest player in NFL history to reach 400, 500 and 600 catches. In Week 13 at Cleveland, he (123 games) hit the 700 milestone, becoming the third fastest (Marvin Harrison - 114 and Andre Johnson - 120) to hit the coveted mark.

FASTEST TO REACH 600 RECEPTIONS / NFL HISTORY

Player	Team With	No. of Games
Anquan Boldin	Baltimore	98
Marvin Harrison	Indianapolis	102
Andre Johnson	Houston	104
Larry Fitzgerald	Arizona	106

FASTEST TO 400		FASTEST TO 500		FASTEST TO 600	
Player	Gm	Player	Gm	Player	Gm
Anquan Boldin	67	Anquan Boldin	80	Anquan Boldin	98
Kellen Winslow Sr.	72	Larry Fitzgerald	87	Marvin Harrison	102

TORREY TORE IT UP



In Week 11 vs. Cincy, rookie WR Torrey Smith set a Ravens' single-season and single-game record for receiving yards by a rookie, totaling a career-high 165 yards on 6 catches (27.5 avg.). In 2011, he had 50 catches for 841 yards and a Ravens' rookie-record 7 TDs. Impressively, the second-round pick owns two of the top five receiving days in team history.

Smith Quick Hits:

- During the '11 campaign, Smith ranked 13th in the NFL with a stout 16.8 yards-per-catch average.
- Smith's 26-yard TD catch with 8 seconds remaining in Week 9 at Pit. capped a 92-yard drive and sealed the Ravens' 23-20 win.

MOST RECEIVING YARDS (RAVENS SINGLE-GAME HISTORY)


Yds.	Player/Game (Catches)
258	Qadry Ismail @ Pit., 12/12/99 (6 rec.)
198	Derrick Alexander vs. Pit., 12/1/96 (7 rec.)
165	Torrey Smith vs. Cin., 11/20/11 (6 rec.)
164	Mark Clayton @ Cin., 11/30/08 (5 rec.)
152	Torrey Smith at STL, 9/25/11 (5 rec.)

- Impressively, 5 of his 7 TD receptions in 2011 covered at least 25 yards (74, 41, 38, 36, 26, 18 and 8 yards), and he averaged a sensational 34.4 yards-per-TD catch.

- Smith owns the Ravens' single-season (841) and single-game (165 vs. Cin. in Week 11) records for receiving yards by a rookie.
- Never before has a Ravens' wideout registered dual 150-yard receiving games in a season (165 vs. Cin. and 152 at STL).
- Smith also posted the top two receiving yards performances by a rookie in the NFL in 2011, while his 841 receiving yards ranked third among rookies (A.J. Green: 1,057 and Julio Jones: 959).
- In Week 11, Smith joined Ken Burrow (2 in 1971) and Randy Moss (3 in 1998) as the only rookies in NFL history to have multiple games with at least 150 receiving yards and a TD catch.
- In week 15 at SD, Smith broke RB Jamal Lewis' Ravens rookie record for TDs in a season when he posted his 7th score of 2011.

PLAYER NOTES: SPECIAL TEAMS

SOARING WITH SAM



P Sam Koch, a 2010 Pro Bowl alternate, owns a 44.2 career gross average and 38.2 career net average, both marks that rank first in Ravens history. In 2011, Koch posted a career-high and Ravens franchise-record 46.5 gross average, breaking his previous mark of 45.0 (2008 season).

CAREER GROSS PUNTING AVG. (Ravens History)

Rk.	Player	Avg.
1.	Sam Koch	44.2
2.	Greg Montgomery	43.2
3.	Dave Zastudil	41.6

CAREER NET PUNTING AVG. (Ravens History)

Rk.	Player	Avg.
1.	Sam Koch	38.2
2.	Greg Montgomery	37.2
3.	Kyle Richardson	35.4

PINNING 'EM DEEP

P Sam Koch is the Ravens' all-time leader in punts inside the 20 (currently has 170 during his career). In 2010, he posted 39 boots inside the 20, which were the NFL's second most and tied for sixth best all time in league history.

PUNTS INSIDE THE 20 (Ravens History)

Rk.	Player	In 20
1.	Sam Koch	170
2.	Kyle Richardson	128
3.	Dave Zastudil	89

PUNTS INSIDE THE 20 (2010 NFL Season)

Rk.	Player	In 20
1.	Steve Weatherford (NYJ)	42
2.	Sam Koch (Bal.)	39
3.	Andy Lee (SF)	34

Koch Quick Hits:

- In 2011, Koch placed 21 punts inside the 20 while averaging a career-high 46.5 yards per boot, which ranked 10th in the NFL.
- In 2010, Koch (39) tied (Kyle Richardson, 1999) for the most single-season punts inside the 20 in Ravens history.

KOCH AMONG BEST

Since entering the NFL in 2006, P Sam Koch's 170 punts inside the 20 rank third in the league.

NFL PUNTS INSIDE THE 20 (Since 2006)

Rk.	Player	In 20
1.	Dustin Colquitt	178
2.	Brad Maynard	173
3.	Sam Koch	170
4.	Andy Lee	169
5.	Chris Kluwe	163

CUNDIFF'S GAME-WINNERS

K Billy Cundiff has connected on 7 game-winning FGs during his career, including 3 as a Raven. In 2011's Week 8 30-27 victory over Arizona, he kicked a 25-yarder as time expired to clinch the win.

CUNDIFF'S CAREER GAME-WINNERS

Date	Opp.	Yards	Final Score
10/30/11	vs. Ari.	25	30-27
10/24/10	vs. Buf.	38	37-34, OT
11/29/09	vs. Pit.	29	20-17, OT
10/11/09*	at Buf.	18	6-3
10/12/03^	vs. Phi.	28	23-21
09/15/03^	at NYG	25	35-32, OT
09/29/02^	at STL	48	13-10

Bold with Baltimore * with Cleveland ^ with Dallas

CUNDIFF'S BLASTS



K Billy Cundiff, named to his first Pro Bowl in 2010, was spectacular with his kickoffs that season, producing an NFL-best 40 touchbacks on 79 boots. In 15 games in 2011 (Cundiff missed Week 16 vs. Cleveland with a calf injury), he tied for seventh in the NFL with 44 TBs on 74 KO's (59.9%).

NFL KICKOFF TOUCHBACKS (2011 Season)

Rk.	Player	KO	TB	Pct.	Yds.	Avg.	Ret.
1.	Thomas Morstead	104	68	65.4	6,858	65.9	36
2.	Olindo Mare	82	53	64.6	5,430	66.2	30
3.	Mason Crosby	106	49	46.2	6,910	65.2	57
4.	David Akers	92	47	51.1	6,145	66.8	45
	Matt Prater	67	47	70.1	4,405	65.7	19
6.	Jason Hanson	94	45	47.9	6,213	66.1	48
7.	Billy Cundiff	74	44	59.5	4,950	66.9	30
	Rob Bironas	76	44	57.9	4,951	65.1	30

Cundiff Quick Hits:

- Dating back to 2010, Cundiff owns an NFL-best 84 touchbacks.
- In 2011's Week 6 win vs. Houston, Cundiff set a Ravens' single-game record with 7 touchbacks.
- Additionally vs. Houston, Cundiff set the Ravens' all-time franchise record with the 64th TB of his Baltimore career, breaking the previous mark held by Matt Stover (60 on 672 KO's). (Cundiff owns 85 TBs as a Raven.)

CUNDIFF BY THE NUMBERS

14/14

Field goals made and attempted in the fourth quarter since K Billy Cundiff's 2010 Pro Bowl season.

41/45

Field goals made and attempted from 49 yards and in since 2010, good for a 91.1% success rate.

51

Yards Cundiff kicked a FG in Week 9 at Pittsburgh, just 1 of 4 50-plus FGs in the history of Heinz Field and the second-longest there ever (Jeff Reed, 52 yards).

122

Points Cundiff amassed in 2011, recording a career-high and besting the previous mark of 117 from 2010.

STEADY FORCE

Since K Billy Cundiff earned Pro Bowl honors for the Ravens in 2010, he has compiled the NFL's sixth-most points (239, tied with John Kasay). In 2011, Cundiff recorded a career-high 122 points, tying Matt Stover (2008) for the third most in franchise history.

NFL KICKING POINTS LEADERS (Since 2010)

Rk.	Player (Year)	---FG---		---PAT---		Total Pts
		M	A	M	A	
1.	David Akers	76	90	81	81	309
2.	Sebastian Janikowski	64	76	79	79	271
3.	Neil Rackers	59	68	82	83	259
4.	Matt Bryant	55	60	89	89	254
5.	Mason Crosby	46	56	114	115	252
6.	Billy Cundiff	54	66	77	77	239
	John Kasay	53	63	80	80	239

TWENTY ELEVEN QUOTH THE RAVENS

“The *only* reason you play this game is for the opportunity to go to the Super Bowl. We have that opportunity right now. Whatever anybody wants to say about us, we are in position. There are two teams left in the AFC, just us and the Patriots. [Ravens-Patriots] is just one of those rivalries. Every time that we see each other, it always comes down to a classic rivalry. I wouldn’t expect anything else, and I don’t think they are going to expect anything different as well.”

- LB Ray Lewis on Sunday’s AFC Championship Game

TEAM QUOTES

The Sporting News’ Vinny Iyer on Ravens executive VP and GM Ozzie Newsome:

“Like Ray Lewis, the Ravens’ general manager has been a consistent presence for more than a decade. Newsome has a knack for finding great talent and has proven capable of adapting, able to acquire the right players to fit changing schemes on both sides of the ball.”

CSNBaltimore.com’s John Eisenberg on the Ravens’ emergence of younger players after the release of several veterans in July:

“The purge amounted to a bugle call signaling the arrival of the Ravens’ Generation Next. Suddenly, there are young guys – basically the high end of the past two drafts — poised to contribute all over the place. Oh, sure, the Ravens are still dominated by veterans such as Ray Lewis and Ed Reed, and there’s a maturing mid-career core led by Joe Flacco and Ray Rice, a pair of fourth-year guys. But make no mistake, the lineup is evolving.”

ESPN’s Bill Williamson on the Ravens organization:

“[The Ravens] are one of the strongest organizations in the league, and I think they’re very, very strong from a coaching and front office perspective – the draft, free agency moves. I think they’re right there among the top five or so in the league, which is high praise. ... Nothing about the team is far off. ... Overall, it’s hard to be pretty critical of this team. I think they’re really, really strong. They’re poised for another playoff run.”

Ozzie Newsome on the Ravens’ family atmosphere and owner Steve Bisciotti’s vision:

“I think [owner] Steve Bisciotti is big into the family atmosphere, and then it just migrates throughout the facility with the players. When you have someone like Ray [Lewis] that embraces what our vision, and what Steve’s vision is, what this football team is all about, it really helps when the young kids come in. They look to Ray, and Ray says: ‘This is the way it is going to be.’ We have a foundation here that starts at the top and works its way all the way down to the undrafted rookies.”

Sports Illustrated’s Don Banks on M&T Bank Stadium:

“Baltimore has really established a dominating homefield advantage this season. ... If the road to the Super Bowl in the AFC goes through Baltimore, the rest of the conference could be in trouble. We’ve seen what John Harbaugh’s Ravens can do on the road in the playoffs, but they desperately want the AFC North title and the conference’s top seed this season, because they are fully aware how much their home turf means to their Super Bowl chances.”

ESPN’s Mel Kiper on the Ravens organization:

“Ultimately, this is still one of the organizations I see as best equipped to continue a run of success. Ozzie Newsome was a Hall of Fame player and is quietly working his way to a Hall of Fame career in the front office. They have a fantastic scouting department under a great director of player personnel in Eric DeCosta. You see it in the run of success they’ve had in the draft, particularly with first-round picks. It’s an organization that has done a lot of its best building from within.”

FoxSports.com’s Adam Schein on the Ravens’ leadership:

“Ozzie Newsome and Eric DeCosta head a brilliant front office that is seemingly always a few steps ahead. What coach John Harbaugh has accomplished in a short period of time is incredible. He never gets the credit he deserves.”

PLAYOFF QUOTES

QB Joe Flacco on making the playoffs four straight years and creating high expectations:

“To be honest with you, it’s not good enough for us. It’s not good enough for anybody around here, just getting to the playoffs. We’ve seen that. We’ve won a playoff game each of the last three years, and it hasn’t been good enough. And it’s not good enough for us. We need to go in there, and we need to start playing our best football right now. And, that’s what we’re excited about. We’re excited about going out there and continuing to improve and really getting to the point where we’re playing our best football so that we can go into these playoffs and have *a lot* of success rather than just success.”

LB Ray Lewis on the Ravens preparing for a playoff surge:

“I think the perfect time to hit on all cylinders is to get in the playoffs. The thing that we did now is put ourselves in a great position for the fourth year in a row, being back in the playoffs. Now, it’s up to us to go out and finish what we’re trying to finish, and that’s when you start clicking. It’s one thing to play these great games during the year and whatever, but for us now, it’s about playing those great games in the playoffs. And for us, that’s the next step for us.”

OLB Terrell Suggs on gearing up for a strong playoff run:

“At some point, you’re going to have to play smash-mouth football, and there ain’t a team in the business better than we are at that. That’s who we are. Wherever the road may take us, we’re ready for whatever lies ahead.”

PLAYOFF QUOTES CONT'D

RB Ray Rice on the expectation to make the playoffs and if there is pressure to go further:

"[Making] the playoffs is something that I'm used to, Joe [Flacco] is used to, [head] coach [John] Harbaugh is used to. There are a few guys that we molded our team around that are used to playing in the playoffs. It is an expectation to make the playoffs, but I don't think making it is something that the Ravens can say, 'Oh yeah, we made the playoffs.' We're expected to make the playoffs. We've got to get over that hump now, and let's try to get to The Big Dance."

DEFENSE QUOTES

***Pro Football Weekly's* Eric Edholm on Baltimore's impressive and storied defensive tradition:**

"The Ravens might have their best defense of the past five years. In fact, it might be one of the better defenses the NFL has seen in that same time period. I don't know how these Ravens keep growing coordinators on trees — first Marvin Lewis, then Mike Nolan, then Rex Ryan, then Greg Mattison and now Chuck Pagano — but they have had a horn of plenty there. The players are not too shabby, either."

OLB Terrell Suggs on LB Ray Lewis' legacy and carrying on the Ravens' strong defensive tradition:

"You've got to understand, and I mean this with every ounce of my breath: Ray Lewis will be not only the greatest Raven ever, but probably the greatest football player ever. Nobody will ever do it like he has done it and like he continues to do it. But, all of us have our day when we will walk away from the game of football, and whenever he decides to do that, I just want the fans to rest assured that we will always be a city about defense — that we will always have a presence of dominance on the field representing our city."

Head coach John Harbaugh on the longevity of LB Ray Lewis' career and Lewis being the best LB ever:

"In my opinion, he's the greatest middle linebacker in the history of the game. He's still playing as well as any middle linebacker in football today. That's an incredible thing after 15 years in the National Football League. I love him. I want him to play as long as he wants to play, and I think he'll know when it's time, but as he has told me before, it's not time."

***CBSSports.com's* Michael Freeman on LB Ray Lewis' preparation and legacy as one the greatest linebackers ever:**

"It's this insane level of physical preparation that, to me, has allowed Lewis to pass Dick Butkus as the best middle linebacker of all time and challenge the legacy of Lawrence Taylor as the most impactful linebacker period. ... Lewis inspires great emotion. Some love him, others hate him. But it is undeniable that we have watched a player who is only surpassed in effectiveness by names like Deion Sanders and maybe even Taylor. And, Lewis' legacy is giving Taylor's track record a serious run."

***NFL.com's* Bucky Brooks on OLB Terrell Suggs being an NFL Defensive Player of the Year candidate:**

"[Terrell] Suggs is the central figure to the scheme with his ability to blow past blockers with an arsenal of power moves that showcase his speed, strength and explosiveness. With the Ravens utilizing the illusion of blitz pressure to create isolated match-ups off the edge, Suggs has been able to deliver the kind of splashy plays that have placed him ahead of his peers for the league's highest defensive honor."

Head coach John Harbaugh on OLB Terrell Suggs:

"Terrell Suggs is a premier player. He's one of the best players in the National Football League. He's one of the premier defensive players that everybody game plans around. He gets blocked every different kind of way a guy can get blocked, from one game to the next, when you watch it. He still finds a way to make plays. Plus, he's one of the best leaders I've been around. This guy is one of the hardest working guys I've ever been around. He's part of the heart and soul of our team and our defense."

NFL Network's Brian Baldinger on S Ed Reed being consistently dangerous in the defensive backfield:

"Sometimes it's the plays Ed Reed doesn't have to make that make him one of the most feared players in the league. ... There's the TV show 'Fear Factor,' and then there's a fear factor that good quarterbacks have with Reed."

Defensive coordinator Chuck Pagano on S Ed Reed's constant drive to become a Super Bowl champion:

"That's why he keeps coming back. I think that's why he takes such good care of himself. That's why he trains, both mentally and physically. When training camp starts, he is ready to go. Money drives some people, the individual stuff drives some people, but not Ed. Ed doesn't care about any of that. What he wants is that championship. He always talks about retiring. But he isn't going to do it until he gets a Super Bowl ring."

The NFL Network's Jason La Canfora on DT Haloti Ngata:

"Freak of nature... Haloti Ngata is the prototype for anything a team could look for in a defensive lineman: unreal size, tremendous speed, dexterity and athleticism. Doesn't need to take plays off. Requires constant double teams. Can rush the passer from the inside or off the edge. Can stuff the run like no one else. There's a reason why the Ravens made him their offseason priority and why they are prepared to make him the highest paid at his position. He is tremendously disruptive and simply makes that defense go. Watch him back track in coverage sometime or sky to tip a pass and then pick off a ball. It ain't normal."

NBC analyst Cris Collinsworth on OLB Jarret Johnson:

"When you talk to opposing coaches around the NFL, one of the first things they point out about the Ravens' defense is Jarret Johnson. What he does is remarkable. They say they haven't seen a SAM 'backer in this league set the edge better against the run than Jarret Johnson."

OLB Terrell Suggs on Ravens defensive coordinator Chuck Pagano's style and aggressive mentality:

"Chuck's unorthodox. In terms of his coaching personality, I'd describe it like this: He's like The Joker. You never really expect what he's going to do, and everything has a motive. He's like, 'I'm just gonna set you up on this call so I can get you later.'"

LB Jarret Johnson on Baltimore's aggressive defensive mentality and the philosophy of defensive coordinator Chuck Pagano:

"That's our personality. We constantly want to keep coming after people. If we make a mistake, we want it to be on our backs and not the fact that we laid back. We want to constantly be bringing heat. ... It's kind of odd with [Pagano] being a defensive backs coach. You would think he wouldn't put those guys on an island, but he understands how good they are, and that's why you can call pressure."

OFFENSE QUOTES

CBS NFL analyst Phil Simms on QB Joe Flacco:

"I have done a lot of Baltimore Ravens games. [In] my preparation for those games and watching them play, it has never crossed my mind once [that] maybe Joe Flacco is not the guy. [He is] big, strong and can throw it with anybody in the NFL. [He] breaks tackles, and he is an imposing, physical person out there at 6-6. He is the guy that can get it done."

OLB Terrell Suggs on QB Joe Flacco's emergence as a leader:

"He's got so much poise; I can't even get under his skin [during practice]. His growth has been amazing. He's gone from 'Quiet Joe' to someone who is leading this team. Even with the flak he's taken lately, he's handled it like a true professional. ... We can tell that he's making this offense his own. Once a player or quarterback gets in his groove, he's able to make something his own. This offense is definitely his. I promise that he'll do a lot for us this year."

CSNBaltimore.com's John Eisenberg on QB Joe Flacco's focus and ability to block out criticism and distraction:

"[Ravens scouts] all liked the physical assets that gave Flacco so much potential – his big body, his big arm – as well as his calm demeanor. But he possessed another crucial asset, then undiscovered and undeveloped, that would help guide him into the upper tier of NFL quarterbacks. When it comes to blocking out the non-stop and potentially distracting chatter that accompanies the job, Flacco has few peers. In that respect, he is preternaturally built for the job. ... When he doesn't play well, it's because he doesn't play well, not because he is weighed down by expectations or concerns about proving some detractor wrong. He's a technocrat, focused solely on the game itself."

Head coach John Harbaugh on QB Joe Flacco's ability to evade pressure in the pocket:

"To me, that's Joe's ability. It's unique to Joe. It's something he does really well. He's got his own style of doing it. He's very athletic. People want to stereotype him — I think some people did in the draft — as being not so athletic because he's so tall. [But] he's broken that stereotype time and time again. ... He can move, he can change direction, and then he can throw on the run."

QB Joe Flacco on RB Ray Rice's emergence of leadership:

"Hey, to be a great leader, you have to be one of the better players in the locker room. You have to go out there and prove it on the field. And Ray has done that. Me and him came into this league together, and we're getting older and older and more comfortable. We're becoming the veteran guys. And I'm sure that's how he feels. We're a team that gets the reputation for talking and doing all kinds of stuff like that. But we really go about our business pretty quietly and go out there and try to win football games. That's what he is, really. He goes out there, he plays, he leads by example. And every now and then he has a little bit to interject."

The Sporting News' Vinny Iyer on RB Ray Rice:

"He's the model of the modern feature back – the ultimate running and receiving hybrid. Rice's quickness is a perfect fit for Cam Cameron's versatile offense. ... Rice and [Maurice] Jones-Drew may end up following the same path toward contending for Canton."

RB Ray Rice on his relationship with Pro Bowl FB Vonta Leach and the Ravens' running game late in the season:

"Let's say, between [Vonta] Leach and Ricky Williams, they've been the best thing that's happened to me since I became a Raven. I learn a lot from Vonta and Ricky. But Vonta, essentially, is going to take me to where I need to be, and that's in the run game. Usually, it's just something as simple as reading him, to get to that second level. We have faith that the offensive line is going to do what they need to do. Sometimes when I make a cut too early, I'll hear about it on the sideline, and then we play off that, play off each other. It's just communication that allows us to do what we do out there. He's obviously a physical fullback. He wants only to plow the way. I'm a fan of sending 'Leach to the Beach' [Pro Bowl]."

Ravens C Matt Birk on RG Marshal Yanda:

"He is always going to be the aggressor out there. It really doesn't matter if it's a run or a pass. He loves to initiate contact. He loves to go after guys. And good is never good enough. He plays like he's competing for his job on every single play."

SportsIllustrated.com's Peter King on naming WR Torrey Smith one of his top offensive players for Week 3:

"I wonder how it feels to play the best quarter of your professional life in the first quarter as a starter of your professional life. Smith did that Sunday at St. Louis. Seriously: Is it possible for a wide receiver to debut any better than catching three balls for 133 yards and three touchdowns in the first 14 minutes of his NFL career? Touchdown catches of 74, 41 and 18 yards showcased Smith's speed, the big reason the Ravens picked the Maryland kid in the second round of last April's draft."

Head coach John Harbaugh on offensive coordinator Cam Cameron:

"Cam Cameron is a great teacher, and he's a very creative-minded guy. He's also a very specific, fundamental coach, which I like. He's not caught up in the ego-related things of yards and points and all that. We want yards and points, but he wants to win football games. He comes from that Midwest philosophy a little bit, that background, that tough-minded philosophy. That's what I like about him."

Head coach John Harbaugh on the Ravens' run game and the players Baltimore targets in the draft and free agency:

"Rough, tough, disciplined, blue collar, mean, nasty guys. That's how we're going to play. That's not going to change. The new identity is the old identity."



RAVENS POSTSEASON HISTORY

DIVISIONAL PLAYOFF Steelers 31, Ravens 24

Sat., Jan. 15, 2011

Heinz Field

	1	2	3	4	Total
Baltimore	14	7	0	3	24
Pittsburgh	7	0	14	10	31

The Ravens had their playoff run stopped in Pittsburgh with a 31-24 loss to the division rival Steelers. Three third-quarter turnovers proved too costly, and Baltimore couldn't convert a crucial fourth-down pass late in the fourth quarter, sealing the victory for Pittsburgh. After a RB Rashard Mendenhall 1-yard TD run on the Steelers' opening possession, the Ravens scored 21 unanswered points for a 21-7 halftime lead. RB Ray Rice opened the scoring for Baltimore with a 14-yard rushing TD, the third-longest run against Pittsburgh all year. Two plays later, QB Ben Roethlisberger was dropped by OLB Terrell Suggs, who had 3 sacks, and fumbled. The ball was thought to be an incomplete pass, but no whistle blew, and DE Cory Redding picked up the football and ran untouched into the end zone. The Ravens capitalized on another fumble in the second quarter, when LB Dannell Ellerbe popped Mendenhall on Pittsburgh's 16-yard line, and S Ed Reed recovered. That led to a 4-yard pass from QB Joe Flacco to TE Todd Heap for a score. The Ravens nearly took a fourth-quarter lead when CB/RS Lardarius Webb returned a punt 55 yards for a TD, but it was called back by a holding penalty on WR Marcus Smith. Baltimore had to settle for a 24-yard Billy Cundiff FG to knot the score again. Pittsburgh connected for a 58-yard pass play on third-and-19 late in the fourth, which led to the game-winning Mendenhall TD.

FINAL INDIVIDUAL LEADERS

BALTIMORE

Rushing	ATT	YDS	AVG	LG	TD				
R. Rice	12	32	2.7	14	1				
Passing	ATT	CMP	YDS	SK/YD	TD	LG	IN	RT	
J. Flacco	30	16	125	5/34	1	21	1	61.1	
Receiving	NO	YDS	AVG	LG	TD				
R. Rice	7	32	4.6	8	0				

PITTSBURGH

Rushing	ATT	YDS	AVG	LG	TD				
R. Mendenhall	20	46	2.3	14	2				
Passing	ATT	CMP	YDS	SK/YD	TD	LG	IN	RT	
B. Roethlisberger	32	19	226	6/34	2	58	0	101.8	
Receiving	NO	YDS	AVG	LG	TD				
H. Miller	5	39	7.8	13	1				

WILD CARD PLAYOFF Ravens 30, Chiefs 7

Sun., Jan. 9, 2011

New Arrowhead Stadium

	1	2	3	4	Total
Baltimore	3	7	13	7	30
Kansas City	7	0	0	0	7

The Ravens beat the host Chiefs, 30-7, in the Wild Card Playoff round at New Arrowhead Stadium. Baltimore's offense set team playoff marks for total yards (390), passing yards (248) and first downs (26), while the defense turned over Kansas City five times, limiting the Chiefs to just 161 yards and 1-of-8 on third down. After taking a 3-0, first-quarter lead, the Ravens fell behind (7-3) on a 41-yard RB Jamaal Charles touchdown sprint. Baltimore took a 10-7 halftime lead when RB Ray Rice caught a 9-yard TD pass from QB Joe Flacco with 19 seconds left in the second quarter. K Billy Cundiff added 2 more FGs (29 and 29 yards), and Flacco threw a 4-yard TD toss to WR Anquan Boldin for a 23-7, third-quarter advantage. RB Willis McGahee added a 25-yard TD run in the fourth quarter for the Ravens' final TD. TE Todd Heap was spectacular, catching a career-high 10 passes (108 yards). Boldin and Rice each caught 5 passes, helping Flacco complete 25 of 34 for 265 yards, 2 TDs and a 115.4 QB rating. The Ravens became the NFL's only team to advance to the Divisional round and win a playoff game each of the last three seasons. Baltimore allowed the third-fewest total yards (161) in franchise postseason history, while the 53 net passing yards allowed set a Ravens' record (14th fewest in NFL postseason history). The Ravens' 5 take-aways also tied a team playoff record. Baltimore held the ball for 41:44 in the victory.

FINAL INDIVIDUAL LEADERS

BALTIMORE

Rushing	ATT	YDS	AVG	LG	TD				
R. Rice	17	57	3.4	14	0				
Passing	ATT	CMP	YDS	SK/YD	TD	LG	IN	RT	
J. Flacco	34	25	265	4/17	2	28	0	115.4	
Receiving	NO	YDS	AVG	LG	TD				
T. Heap	10	108	10.8	21	0				

KANSAS CITY

Rushing	ATT	YDS	AVG	LG	TD				
J. Charles	9	82	9.1	41	1				
Passing	ATT	CMP	YDS	SK/YD	TD	LG	IN	RT	
M. Cassel	18	9	70	3/17	0	22	3	20.4	
Receiving	NO	YDS	AVG	LG	TD				
D. McCluster	4	17	4.3	8	0				

DIVISIONAL PLAYOFF Colts 20, Ravens 3

Sat., Jan. 16, 2010

Lucas Oil Stadium

	1	2	3	4	Total
Baltimore	3	0	0	0	3
Indianapolis	3	14	0	3	20

The Ravens' playoff run came to a halt at Lucas Oil Stadium in Indianapolis with a 20-3 defeat to the Colts. Baltimore turned the ball over 4 times, including 2 INTs by Joe Flacco and 2 costly fumbles. The game was tied at 3 until late in the 2nd quarter, but future Hall of Fame QB Peyton Manning drove the Colts and scored on a 10-yard TD pass to rookie WR Austin Collie just before the 2-minute warning. The Ravens went 3-and-out in the next series, which gave Manning enough time to maneuver 64 yards on 8 plays for another 7 points. That score came on a 2nd TD toss, this time to WR Reggie Wayne (3 yards) with 3 seconds remaining, giving the Colts a 17-3 halftime lead. After the Colts opened the game on an opening-drive FG by former Ravens K Matt Stover (44 yards), current Ravens K Billy Cundiff connected on his only FGA (25 yards) on Baltimore's 1st possession of the game, tying the contest at 3. Neither team could score on their next few drives, until the Manning-to-Collie TD near the end of the 2nd quarter. In the 2nd half, the Ravens were unable to move the ball well against a formidable Colts' defense. A 4th-quarter RB Ray Rice fumble and 2 Flacco INTs in Baltimore's final 2 possessions sealed the Ravens' fate. The Ravens' 5th-ranked rush defense held the Colts to 42 rushing yards in the loss. S Ed Reed recorded his 7th INT in 7 career postseason games when he picked off Manning in the 3rd quarter.

FINAL INDIVIDUAL LEADERS

BALTIMORE

Rushing	ATT	YDS	AVG	LG	TD				
R. Rice	13	67	5.2	20	0				
Passing	ATT	CMP	YDS	SK/YD	TD	LG	IN	RT	
J. Flacco	35	20	189	1/6	0	27	2	48.4	
Receiving	NO	YDS	AVG	LG	TD				
R. Rice	9	60	6.7	26	0				

INDIANAPOLIS

Rushing	ATT	YDS	AVG	LG	TD				
J. Addai	11	23	2.1	7	0				
Passing	ATT	CMP	YDS	SK/YD	TD	LG	IN	RT	
P. Manning	44	30	246	2/13	2	20	1	87.9	
Receiving	NO	YDS	AVG	LG	TD				
R. Wayne	8	63	7.9	12	1				



RAVENS POSTSEASON HISTORY

WILD CARD PLAYOFF Ravens 33, Patriots 14

Sun., Jan. 10, 2010

Gillette Stadium

	1	2	3	4	Total
Baltimore	24	0	3	6	33
New England	0	7	7	0	14

RB Ray Rice ran 83 yards for a touchdown on the 1st play from scrimmage, and the Ravens never looked back in the 33-14 Wild Card victory at New England. And that wasn't all that Baltimore did in the 1st quarter of its one-sided thumping of the Patriots. Three QB Tom Brady turnovers helped the Ravens push to a 24-0, 1st-period lead. Brady's 1st miscue came when OLB Terrell Suggs stripped the Pats' QB of the ball and recovered the fumble, which led to a FB Le'Ron McClain 1-yard TD. CB Chris Carr then intercepted Brady, setting up Rice's 2nd TD (1-yard rush). S Ed Reed intercepted another Brady pass that was followed by a 27-yard Billy Cundiff field goal. A misplayed punt in the 2nd quarter gave the Patriots the start of their lone 1st-half TD (Brady to WR Julian Edelman, 6 yards). Another Brady INT set up a 3rd-quarter Cundiff FG (23 yards). A 2nd Brady-to-Edelman TD (1 yard) made the score 27-14 after 3 quarters. RB Willis McGahee finished the scoring with a 3-yard TD in the final period. The Ravens rushed 52 times for 234 yards, including 159 (22 carries) by Rice. QB Joe Flacco threw just 10 passes, completing 4. Brady, who was sacked 3 times, was 23-of-42 for 154 yards with a lost fumble and 3 INTs. The Ravens' victory over New England was the Pats' 1st postseason loss at home since 1978, snapping a streak of 11 consecutive playoff wins at home.

FINAL INDIVIDUAL LEADERS

BALTIMORE

Rushing	ATT	YDS	AVG	LG	TD				
R. Rice	22	159	7.2	83	2				
Passing	ATT	CMP	YDS	SK/YD	TD	LG	IN	RT	
J. Flacco	10	4	34	0/0	0	17	1	10.0	
Receiving	NO	YDS	AVG	LG	TD				
M. Clayton	1	17	17.0	17	0				

NEW ENGLAND

Rushing	ATT	YDS	AVG	LG	TD				
K. Faulk	14	52	3.7	9	0				
Passing	ATT	CMP	YDS	SK/YD	TD	LG	IN	RT	
T. Brady	42	23	154	3/22	2	24	3	49.1	
Receiving	NO	YDS	AVG	LG	TD				
J. Edelman	6	44	7.3	24	2				

AFC CHAMPIONSHIP Steelers 23, Ravens 14

Sun., Jan. 18, 2009

Heinz Field

	1	2	3	4	Total
Baltimore	0	7	0	7	14
Pittsburgh	6	7	3	7	23

It was a battle of the NFL's top 2 defenses, and Baltimore fought through multiple injuries. S Daren Stone suffered a concussion on the opening kickoff, but returned in the 2nd half. CBs Frank Walker (dislocated shoulder) and Corey Ivy both left briefly before returning. However, RB Willis McGahee was carted off in the 4th quarter because of a helmet-to-helmet shot from S Ryan Clark. After not committing a TO in his 1st 2 playoff games, QB Joe Flacco threw 3 INTs and lost a fumble. Pittsburgh took a 13-0 lead on 2 Jeff Reed FGs and a 65-yard TD pass from QB Ben Roethlisberger to WR Santonio Holmes. S Jim Leonhard returned a punt 45 yards to the Steelers' 17, which – along with a pass interference call in the end zone – set up McGahee's 3-yard TD run in the 2nd quarter. After another Reed FG, McGahee pulled the Ravens within 2 (16-14 in the 4th quarter) with his 2nd TD. A botched punt from Pittsburgh's P Mitch Berger gave Baltimore the ball at midfield, and another end zone pass interference call led to McGahee's 1-yard TD run. On their ensuing series, the Ravens drove for a go-ahead score, but S Troy Polamalu jumped in front of WR Derrick Mason with 4:24 left and raced 40 yards to paydirt with Flacco's 2nd INT. His last INT – on an attempt over the middle to RB Ray Rice – sealed the outcome with 1:11 remaining.

FINAL INDIVIDUAL LEADERS

BALTIMORE

Rushing	ATT	YDS	AVG	LG	TD				
W. McGahee	20	60	3.0	14	2				
Passing	ATT	CMP	YDS	SK/YD	TD	LG	IN	RT	
J. Flacco	30	13	141	3/16	0	22	3	18.2	
Receiving	NO	YDS	AVG	LG	TD				
R. Rice	3	43	14.3	22	0				

PITTSBURGH

Rushing	ATT	YDS	AVG	LG	TD				
W. Parker	24	47	2.0	7	0				
Passing	ATT	CMP	YDS	SK/YD	TD	LG	IN	RT	
B. Roethlisberger	33	16	255	4/32	1	65	0	84.8	
Receiving	NO	YDS	AVG	LG	TD				
H. Miller	3	62	20.7	30	0				

DIVISIONAL PLAYOFF Ravens 13, Titans 10

Sat., Jan. 10, 2009

LP Field

	1	2	3	4	Total
Baltimore	7	0	0	6	13
Tennessee	7	0	0	3	10

Two fierce defenses were featured in this hard-fought battle. It wasn't until K Matt Stover's 43-yard FG with :53 left that the outcome was decided. To get there, QB Joe Flacco, who became the NFL's 1st rookie QB to win 2 playoff games, led a 9-play, 51-yard drive to set up the clinching kick. On their 1st drive, Titans Pro Bowl RB Chris Johnson took a short pass from Kerry Collins in the left flat for a 28-yard gain. Johnson then scored on an 8-yard TD run. On the ensuing series, Flacco hit WR Derrick Mason for a 48-yard TD bomb. Just before the 1st half ended, Tennessee marched to the Ravens' 22-yard line, but RB LenDale White was stripped by LB Jarret Johnson, and the Ravens recovered. The Titans tried a 51-yard FG on 4th down instead of punting in the 3rd, and K Rob Bironas pushed it WL. In the 4th, Stover hit a 21-yard FG to make it 10-7. Later, Titans TE Alge Crumpler fumbled on the Ravens' 6-yard line. Tennessee tied the game again after stopping the Ravens and then scored on Bironas' 27-yard FG. The Ravens made the most of their last possession. Flacco completed a 23-yard pass to TE Todd Heap on a critical 3rd-and-2. RB Willis McGahee then made an 11-yard run, and Flacco found WR Mark Clayton for 8 yards to pull within Stover's range. With less than 1:00 remaining, Collins completed 1 pass, but his last 3 attempts fell to the turf.

FINAL INDIVIDUAL LEADERS

BALTIMORE

Rushing	ATT	YDS	AVG	LG	TD				
W. McGahee	12	32	2.7	11	0				
Passing	ATT	CMP	YDS	SK/YD	TD	LG	IN	RT	
J. Flacco	22	11	161	0/0	1	48	0	89.4	
Receiving	NO	YDS	AVG	LG	TD				
D. Mason	5	78	15.6	48	1				

TENNESSEE

Rushing	ATT	YDS	AVG	LG	TD				
C. Johnson	11	72	6.5	32	1				
Passing	ATT	CMP	YDS	SK/YD	TD	LG	IN	RT	
K. Collins	42	26	281	1/6	0	28	1	71.6	
Receiving	NO	YDS	AVG	LG	TD				
J. Gage	10	135	13.5	24	0				



RAVENS POSTSEASON HISTORY

WILD CARD PLAYOFF Ravens 27, Dolphins 9

Sun., Jan. 4, 2009

Dolphin Stadium

	1	2	3	4	Total
Baltimore	3	10	7	7	27
Miami	3	0	0	6	9

The Ravens forced 5 turnovers from the Dolphins, who had tied an NFL record with only 13 giveaways in 2008. S Ed Reed snared 2 INTs from QB Chad Pennington, who only threw 7 INTs in the regular season. Reed took his 1st 64 yards for a TD, the 12th score of his career. Both teams traded FGs before the INTs began accumulating. At 8:56 in the 2nd quarter, S Jim Leonhard returned the 1st theft of the day 20 yards to Miami's 45-yard line, but the Ravens punted after a 3-and-out. On the following series, Reed ran under a rainbow from Pennington and weaved 64 yards for the TD. Baltimore added another K Matt Stover FG (31 yards) before the 1st half ended. CB Fabian Washington posted the 3rd INT just after halftime, which resulted in another Ravens 3-and-out. But DT Marques Douglas stripped RB Patrick Cobbs to end the Dolphins' ensuing drive, and LB Terrell Suggs recovered on Miami's 19-yard line. Four plays later, FB Le'Ron McClain, scored from 8 yards out. Reed continued to terrorize Pennington, who drove to Baltimore's 15-yard line when Reed grabbed his 2nd INT at the 8-yard line in the 3rd. The Dolphins closed the margin with a 5-play drive culminating in a TD pass to RB Ronnie Brown, but it wasn't enough to overcome the deficit. The Ravens' offense put the margin out of reach when a 71-yard drive ended with a 5-yard scoring run from QB Joe Flacco.

FINAL INDIVIDUAL LEADERS

BALTIMORE

Rushing	ATT	YDS	AVG	LG	TD				
L. McClain	19	75	3.9	11	1				
Passing	ATT	CMP	YDS	SK/YD	TD	LG	IN	RT	
J. Flacco	23	9	135	0/0	0	31	0	59.1	
Receiving	NO	YDS	AVG	LG	TD				
D. Mason	4	71	17.8	31	0				

MIAMI

Rushing	ATT	YDS	AVG	LG	TD				
R. Brown	12	19	1.6	6	0				
Passing	ATT	CMP	YDS	SK/YD	TD	LG	IN	RT	
C. Pennington	38	25	252	3/28	1	45	4	53.7	
Receiving	NO	YDS	AVG	LG	TD				
R. Brown	6	43	7.2	23	1				

DIVISIONAL PLAYOFF Colts 15, Ravens 6

Sat., Jan. 13, 2007

M&T Bank Stadium

	1	2	3	4	Total
Indianapolis	6	3	3	3	15
Baltimore	0	3	0	3	6

Despite holding the high-powered Colts' passing attack to only 161 yards, intercepting Peyton Manning twice, and keeping the AFC's top-ranked offense out of the end zone, the Ravens were kicked out of the race to Super Bowl XLI, 15-6. K Adam Vinatieri booted 5 FGs, while Baltimore could only muster 2 in the difficult loss. Steve McNair finished 18-of-29 (173 yards) with a 62.1 completion percentage, the highest in team single-game postseason history. Even though McNair out-dueled Manning, who went 15-of-30 for 170 yards (39.6 rating), the Ravens couldn't bounce back from McNair's 2 INTs. Coming off a 40-yard FG from K Matt Stover that opened the 2nd period, S Ed Reed got his hands on a Manning pass less than a minute later. Down 6-3, McNair drove to the Colts' 4, but was picked off in the end zone. The Baltimore defense came up big, as usual. Each time Manning would march into Ravens territory, the unit clamped down, forcing 5 FGs. The Ravens pressured Manning all game but only managed 1 sack. On another day, this defensive effort might have been enough to defeat the Colts, but this January evening proved to be a different story for the Ravens.

FINAL INDIVIDUAL LEADERS

INDIANAPOLIS

Rushing	ATT	YDS	AVG	LG	TD				
D. Rhodes	14	56	4.0	25	0				
Passing	ATT	CMP	YDS	SK/YD	TD	LG	IN	RT	
P. Manning	30	15	170	1/9	0	27	2	39.6	
Receiving	NO	YDS	AVG	LG	TD				
R. Wayne	5	51	10.2	19	0				

BALTIMORE

Rushing	ATT	YDS	AVG	LG	TD				
J. Lewis	13	53	4.1	18	0				
Passing	ATT	CMP	YDS	SK/YD	TD	LG	IN	RT	
S. McNair	29	18	173	2/12	0	23	2	49.9	
Receiving	NO	YDS	AVG	LG	TD				
M. Clayton	6	73	12.2	21	0				

WILD CARD PLAYOFF Titans 20, Ravens 17

Sat., Jan. 3, 2004

M&T Bank Stadium

	1	2	3	4	Total
Tennessee	7	0	7	6	20
Baltimore	7	3	0	7	17

The AFC North Division champion Baltimore Ravens, the youngest team in the 2003 playoffs, lost a hard-fought 20-17 decision to Tennessee in the Wild Card matchup. The game was decided on K Gary Anderson's 46-yard FG with 29 seconds left in the game. The kick came only minutes after the Ravens rallied to tie the contest, thanks to a 9-play, 71-yard journey that ended with a 35-yard TD pass from QB Anthony Wright to TE Todd Heap. On the Titans' ensuing possession, CB Chris McAlister picked off Titans QB Steve McNair, and the Ravens were poised to forge ahead. However, Tennessee held Baltimore's offense to a 3-and-out, and McNair moved the Titans into FG range. Anderson, who also kicked a 45-yarder earlier in the 4th quarter, did the rest. The Ravens intercepted McNair 3 times, including a S Will Demps pick which he returned a postseason franchise-record 56 yards for a TD. K Matt Stover's 43-yard FG in the 2nd quarter put Baltimore ahead 10-7 at halftime, but the Ravens came up just short.

FINAL INDIVIDUAL LEADERS

TENNESSEE

Rushing	ATT	YDS	AVG	LG	TD				
E. George	25	88	3.5	13	0				
Passing	ATT	CMP	YDS	SK/YD	TD	LG	IN	RT	
S. McNair	23	14	159	0/0	1	49	3	56.5	
Receiving	NO	YDS	AVG	LG	TD				
D. Mason	3	28	9.3	13	0				

BALTIMORE

Rushing	ATT	YDS	AVG	LG	TD				
J. Lewis	14	35	2.5	8	0				
Passing	ATT	CMP	YDS	SK/YD	TD	LG	IN	RT	
A. Wright	37	20	214	2/13	1	35	2	57.7	
Receiving	NO	YDS	AVG	LG	TD				
T. Taylor	7	82	11.7	30	0				



RAVENS POSTSEASON HISTORY

DIVISIONAL PLAYOFF Steelers 27, Ravens 10

Sun., Jan. 20, 2002

Heinz Field

	1	2	3	4	Total
Baltimore	0	3	7	0	10
Pittsburgh	10	10	0	7	27

The Ravens' string of consecutive playoff wins was stopped at 5, as the top-seeded Pittsburgh Steelers defeated the defending Super Bowl champs, 27-10. Baltimore's lone TD came in the 3rd quarter when WR/RS Jermaine Lewis raced for an NFL postseason-record 88-yard punt return for a TD to make the score 20-10. But, the Steelers iced the game by driving 83 yards on 12 plays that took almost 6 minutes off the clock, scoring the game's final TD on a Kordell Stewart-to-Plaxico Burress 32-yard pass. The Steelers' defense limited the Ravens to just 7 1st downs, 150 total net yards (including only 22 rushing yards) and forced 4 turnovers (including 3 INTs of QB Elvis Grbac). LB Chad Scott picked off Grbac on his 1st pass attempt and returned the ball 19 yards to the Ravens' 43. Early on, the Steelers managed only a FG by K Kris Brown for a quick 3-0 lead. After forcing a Ravens' punt that gave Pittsburgh possession at the 49-yard line, Stewart led his troops on a 7-play, 51-yard drive that was capped by a 1-yard run from RB Amos Zereoue for a 10-0 Steelers lead. The Steelers scored 10 points in the 2nd quarter on another Zereoue 1-yard run and a 46-yard boot by Brown to extend their lead to 20-0.

FINAL INDIVIDUAL LEADERS

BALTIMORE

Rushing	ATT	YDS	AVG	LG	TD				
T. Allen	4	11	2.8	6	0				
Passing	ATT	CMP	YDS	SK/YD	TD	LG	IN	RT	
E. Grbac	37	18	153	3/25	0	27	3	26.1	
Receiving	NO	YDS	AVG	LG	TD				
S. Sharpe	5	56	11.2	27	0				

PITTSBURGH

Rushing	ATT	YDS	AVG	LG	TD				
A. Zereoue	24	63	2.6	12	2				
Passing	ATT	CMP	YDS	SK/YD	TD	LG	IN	RT	
K. Stewart	22	12	154	2/11	1	32	1	72.9	
Receiving	NO	YDS	AVG	LG	TD				
P. Burress	5	84	16.8	32	1				

WILD CARD PLAYOFF Ravens 20, Dolphins 3

Sat., Jan. 13, 2002

Pro Player Stadium

	1	2	3	4	Total
Baltimore	0	7	7	6	20
Miami	3	0	0	0	3

The Ravens dominated the Miami Dolphins, 20-3, and became the only team in NFL history to win their 1st 5 postseason games. Miami's only points came on an Olindo Mare 33-yard FG after the Ravens' WR/RS Jermaine Lewis fumbled the opening kickoff. After Miami jumped to the quick 3-0 lead, the Ravens started a 90-yard drive with 4 passes in 5 plays, and then 11 runs on the next 12 plays, ending with a Terry Allen 4-yard TD burst. Neither team scored again in the 1st half. Miami P Matt Turk placed a punt at the Ravens' 1-yard line midway through the 3rd quarter, but QB Elvis Grbac hit WR Travis Taylor on a 4-yard TD to cap a 99-yard drive. Taylor helped set up his own TD with a 45-yard grab from Grbac on 3rd-and-1, and a 15-yard reverse on a 2nd-and-6. LB Peter Boulware forced a Jay Fiedler fumble that was recovered by DT Sam Adams early in the 4th quarter, which led to a Matt Stover 35-yard FG for a 17-3 lead. On Miami's next possession, CB Duane Starks intercepted Fiedler's pass that bounced off the shoulder of WR James McKnight to thwart a Dolphins' scoring threat and set up Stover's 2nd FG.

FINAL INDIVIDUAL LEADERS

BALTIMORE

Rushing	ATT	YDS	AVG	LG	TD				
T. Allen	25	109	4.4	13	1				
Passing	ATT	CMP	YDS	SK/YD	TD	LG	IN	RT	
E. Grbac	18	12	133	1/12	1	45	0	106.9	
Receiving	NO	YDS	AVG	LG	TD				
S. Sharpe	4	23	5.8	11	0				

MIAMI

Rushing	ATT	YDS	AVG	LG	TD				
J. Fiedler	3	16	5.3	8	0				
Passing	ATT	CMP	YDS	SK/YD	TD	LG	IN	RT	
J. Fiedler	28	15	122	3/17	0	20	1	50.0	
Receiving	NO	YDS	AVG	LG	TD				
D. Ward	5	55	11.0	19	0				

SUPER BOWL XXXV Ravens 34, Giants 7

Sun., Jan. 28, 2001

Raymond James Stadium



	1	2	3	4	Total
Baltimore	7	3	14	10	34
New York	0	0	7	0	7

The Ravens won Super Bowl XXXV with a 34-7 victory over the New York Giants. The Ravens allowed the Giants just 152 total net yards (3rd-fewest in Super Bowl history), and NY crossed midfield just twice. Baltimore's "D" tied a Super Bowl record with 4 INTs. The Ravens also became just the 3rd Super Bowl team in NFL history to not commit a turnover. Baltimore opened the scoring with a Trent Dilfer-to-Brandon Stokley 38-yard TD. Ravens K Matt Stover kicked a 47-yard FG with 1:48 left in the 2nd quarter. CB Duane Starks put Baltimore ahead 17-0 in the 3rd quarter when he raced 49 yards after an INT. On the kick-off, Giants RS Ronnie Dixon raced 97 yards to put the Giants on the board, 17-7. Not to be outdone, Baltimore's WR/RS Jermaine Lewis took the Giants' ensuing kickoff and tight-roped down the Ravens' sideline for an 84-yard TD. The 3 scores in 3 consecutive plays set a Super Bowl record, and the back-to-back KOR-TDs were also a record. RB Jamal Lewis (27 carries for 102 yards) scored from 3 yards out on a play that was reviewed and upheld by instant replay to give the Ravens a 31-7 lead. Stover kicked his 2nd FG to complete the scoring with 5:27 on the clock.

FINAL INDIVIDUAL LEADERS

BALTIMORE

Rushing	ATT	YDS	AVG	LG	TD				
Ja. Lewis	27	102	3.8	19	1				
Passing	ATT	CMP	YDS	SK/YD	TD	LG	IN	RT	
T. Dilfer	25	12	153	3/20	1	44	0	80.9	
Receiving	NO	YDS	AVG	LG	TD				
B. Stokley	3	52	17.3	38	1				

NEW YORK

Rushing	ATT	YDS	AVG	LG	TD				
T. Barber	11	49	4.5	27	0				
Passing	ATT	CMP	YDS	SK/YD	TD	LG	IN	RT	
K. Collins	39	15	112	4/26	0	19	4	7.1	
Receiving	NO	YDS	AVG	LG	TD				
T. Barber	6	26	4.3	7	0				



RAVENS POSTSEASON HISTORY

AFC CHAMPIONSHIP Ravens 16, Raiders 3

Sun., Jan. 14, 2001

Network Associates Coliseum

	1	2	3	4	Total
Baltimore	0	10	3	3	16
Oakland	0	0	3	0	3

The Ravens captured the AFC Championship with a 16-3 win over the Oakland Raiders. TE Shannon Sharpe caught an NFL-postseason-record 96-yard catch and run on a 3rd-and-18 from Baltimore's 4 with 11:08 left in the 2nd quarter to open the scoring. On Oakland's next play from scrimmage, DT Tony Siragusa knocked QB Rich Gannon out of the game with a shoulder injury. CB Duane Starks intercepted QB Bobby Hoyer's 1st pass to set up a K Matt Stover FG and a 10-0 Baltimore lead. In the 3rd quarter, a QB Trent Dilfer INT led to a K Sebastian Janikowski 24-yard FG to cut the Ravens' lead to 10-3. A Stover 28-yard boot gave the Ravens a 13-3 lead. A fumble by RB Jamal Lewis gave Oakland the ball at the Ravens' 43 near the end of the 3rd quarter, but Starks intercepted Gannon, who had returned to action in the 2nd half. Stover kicked a 21-yarder in the 4th quarter to give the Ravens a 16-3 lead. The Ravens' aggressive defense forced 5 turnovers, limited the Raiders to 191 yards, including 24 rushing yards, and sacked the Raiders' QBs 4 times. Oakland entered the game with the NFL's leading rushing attack.

FINAL INDIVIDUAL LEADERS

BALTIMORE

Rushing	ATT	YDS	AVG	LG	TD				
Ja. Lewis	29	79	2.7	13	0				
Passing	ATT	CMP	YDS	SK/YD	TD	LG	IN	RT	
T. Dilfer	18	9	190	2/18	1	96	1	83.1	
Receiving	NO	YDS	AVG	LG	TD				
B. Stokley	3	31	10.3	14	0				

OAKLAND

Rushing	ATT	YDS	AVG	LG	TD				
B. Hoyer	3	13	4.3	5	0				
Passing	ATT	CMP	YDS	SK/YD	TD	LG	IN	RT	
R. Gannon	21	11	80	4/20	0	16	2	22.0	
Receiving	NO	YDS	AVG	LG	TD				
T. Brown	5	48	9.6	17	0				

DIVISIONAL PLAYOFF Ravens 24, Titans 10

Sun., Jan. 7, 2001

Adelphia Coliseum

	1	2	3	4	Total
Baltimore	0	7	3	14	24
Tennessee	7	0	3	0	10

The Ravens advanced to the AFC Championship game with a gutsy 24-10 win at Tennessee. The Titans lost only 2 games in 2 years on their home turf – both to the Ravens in 2000. The opportunistic Ravens scored 2 4th-quarter TDs on returns to break a 10-10 tie. S Anthony Mitchell raced 90 yards for a score after DT Keith Washington blocked a 37-yard FG attempt by K Al Del Greco, his 2nd blocked FG of the game. LB Ray Lewis then intercepted a pass by QB Steve McNair and raced 50 yards for a TD to seal the 24-10 win. The Titans opened the game with an 11-play, 68-yard drive that ended with a 2-yard Eddie George rushing TD. The Ravens tied the game, 7-7, when RB Jamal Lewis scored on a 1-yard TD that was set up by TE Shannon Sharpe's 56-yard reception from QB Trent Dilfer. Titans WR Chris Coleman blocked a Kyle Richardson punt, giving Tennessee the ball on the Ravens' 25 with 1:44 left in the half, but Del Greco's 31-yard FGA hit the left upright.

FINAL INDIVIDUAL LEADERS

BALTIMORE

Rushing	ATT	YDS	AVG	LG	TD				
Ja. Lewis	17	47	2.8	14	1				
Passing	ATT	CMP	YDS	SK/YD	TD	LG	IN	RT	
T. Dilfer	16	5	117	3/32	0	56	0	58.6	
Receiving	NO	YDS	AVG	LG	TD				
Q. Ismail	3	53	17.7	33	0				

TENNESSEE

Rushing	ATT	YDS	AVG	LG	TD				
E. George	27	91	3.4	15	1				
Passing	ATT	CMP	YDS	SK/YD	TD	LG	IN	RT	
S. McNair	46	24	176	1/4	0	17	1	52.4	
Receiving	NO	YDS	AVG	LG	TD				
E. George	8	52	6.5	10	0				

WILD CARD PLAYOFF Ravens 21, Broncos 3

Sun., Dec. 31, 2000

PSINet Stadium

	1	2	3	4	Total
Denver	0	3	0	0	3
Baltimore	0	14	7	0	21

The Ravens advanced to the AFC Divisional Round with a dominating 21-3 win over the Broncos. Denver entered the game with the NFL's 2nd-ranked offense and a 7-game postseason winning streak, but the Ravens' defense permitted just 1 TD, 177 total net yards and 9 1st downs. The Broncos' 3 points scored were the fewest they've scored since 1992. The Baltimore defense recorded 5 sacks and the Broncos crossed midfield just once during the game. Ravens RB Jamal Lewis scored 2 TDs. Lewis' 1st TD came on a 1-yard dive to complete a 10-play, 75-yard drive. His 2nd score came in the 3rd quarter on a 27-yard burst where he broke 3 tackles. QB Trent Dilfer completed 9 of 14 passes for 130 yards, with 1 TD and no INTs. In the 2nd, Dilfer flipped a swing pass to Lewis, but the ball glanced off him and into the hands of TE Shannon Sharpe, who raced 58 yards down the sideline to give Baltimore a 14-3 halftime lead.

FINAL INDIVIDUAL LEADERS

DENVER

Rushing	ATT	YDS	AVG	LG	TD				
M. Anderson	15	40	2.7	13	0				
Passing	ATT	CMP	YDS	SK/YD	TD	LG	IN	RT	
G. Frerotte	28	13	124	4/34	0	24	1	44.3	
Receiving	NO	YDS	AVG	LG	TD				
E. McCaffrey	8	75	9.4	16	0				

BALTIMORE

Rushing	ATT	YDS	AVG	LG	TD				
Ja. Lewis	30	110	3.7	27	2				
Passing	ATT	CMP	YDS	SK/YD	TD	LG	IN	RT	
T. Dilfer	14	9	130	2/12	1	58	0	118.2	
Receiving	NO	YDS	AVG	LG	TD				
Q. Imai	4	35	8.8	15	0				

RAVENS IN OUR COMMUNITY

2011 SEASON RECAP

Throughout the 2011 season, the Ravens' players, coaches, staff, mascot and cheerleaders served the Baltimore community and beyond through various events and programs.

PLAY 60



The Ravens hosted Play 60 assemblies at five local elementary/middle schools. Several Ravens players, including **LB Jameel McClain**, encouraged students to engage in 60 minutes of physical activity each day.



The Ravens hosted Play 60 football clinics to teach kids the fundamentals of football. **LB Brendon Ayanbadejo** was on hand at the annual Hispanic Heritage Football Clinic to run drills with 150 predominantly-Hispanic youth.



The Ravens hosted a TriRavens Tournament as part of the NFL/United Way Hometown Huddle. **WR Torrey Smith** joined nearly 100 youth in a day filled with educational programming and physical activity.

MILITARY



During training camp, the Ravens hosted the Warrior Transition Unit from Ft. Belvoir (Va.). After practice, the group had the opportunity to meet players, including **CB Lardarius Webb**, and take pictures.



Ravens players, including **WR Tandon Doss**, visited Ft. Meade to show their appreciation and support for members of the military. They greeted patrons donating blood and signed autographs.



Throughout the season, the Ravens continued their support for the military. In addition to providing complimentary game tickets to service men and women, they also sent care packages to troops overseas.

RAVENS HELP SPREAD HOLIDAY CHEER



G/C Andre Gurode



RB Ray Rice



LB Ray Lewis



NT Brandon McKinney



S Ed Reed and CB Cary Williams



QB Tyrod Taylor and DB Danny Gorrer



HEAD COACH JOHN HARBAUGH MODAY PRESS CONFERENCE

Opening statement: “Thanks for coming out. As far as injuries, we really got through [the game] very well. The two toughest ones were Brendon [Ayanbadejo] and Jameel [McClain], and they fought through theirs. They were right-to-the-last-minute decisions, and they came out of it OK. Ed [Reed] looks like he’s all right with the ankle. Everything’s come up OK, as far as the X-rays. And off the top of my head, I can’t think of any other ones.”

Any injuries with Arthur Jones or Michael Oher? (Aaron Wilson) “Nothing serious. I haven’t been told anything yet.”

Follow-up statement: “I just wanted to comment on the amazing connection with the fans that has happened. Obviously, it’s been a long-term relationship. A couple of guys game up to me in the media and mentioned that, and it really got me thinking about it last night – just how much the Ravens mean to Baltimore and the people and the fans and how much the fans mean to the players and the coaches and the organization. It really was just optimized in that game last night. It was a tough game – it was a Ravens’ game, I guess. [It was] a typical 2011 Baltimore Ravens-type of a football game. Our fans were right in there fighting with the team the whole way. And then when you go out in the community – I went to basketball practice on Friday night for my daughter’s team, and our families are in the community all the time, schools and things – the incredible excitement that people have for this football team is just so awe-inspiring. It is really cool. We feel it, and we appreciate it and love being swept up in it. And I am really glad we can take it another week out, and potentially beyond that. That’s really important.”

You obviously have the faith and the confidence that your team can make a playoff run each year. After the loss to Pittsburgh in the AFC Championship game three years ago, did you think it would take this long to get back to the AFC Championship game? (Joe Platanía) “Didn’t think about it. Didn’t consider it.”

You and your brother have another thing in common now. You have both made the Conference Championship game as rookie coaches. How does that feel for you and your family? (Barry Barnes) “It’s pretty neat. I’m proud of him. He’s proud of what we’re doing. Our parents are pretty fired up. They have a tough decision, you know? They’re at home; they’d have a place to stay. So, they will probably go out there, I guess. It’s good.”

Your parents haven’t told you yet which game they’ll attend? Possibly your mother will be at one game and your father will be at the other? (Albert Breer) “No [they haven’t told us]. Maybe that’s what they are going to do. We’ll have to see.”

Now that you have played the first home playoff in your tenure, can you just talk about the difference of being on the road and sort of being the hunter versus maybe being at home and being the hunted? (Drew Forrester) “No. I have nothing to say about that. Is there a better way you want to say the question? That does not resonate with me at all. Anything else about being home or away?”

Can you talk about how Lardarius Webb has played this season in terms of his skill set and confidence? He had a big game on Sunday. What are you seeing from him right now? (Aaron Wilson) “I just think Lardarius just gets better all the time. Like every player, there are ups and downs, and they get attacked and things like that. But, he’s becoming a really solid, fundamentally sound corner to go with his great talent. And that’s a great combination. To me, that’s what makes for a potentially great football player. He came up with two huge plays and a lot of other really solid plays in the game. Our pass coverage was excellent. It wasn’t perfect. There were things out there that got open at times, but it was really excellent. We did what we had to do in the back end to keep them from getting big plays. Big plays were a big part of it. When you talk about this win – I just wrote some things down here – it was a team win. What did it boil down to? Turnovers, OK, No. 1 thing, right? Four to none. Penalties: No penalties. Field position: We won the field position battle. Big plays: We had three, they had one. It’s kind of what you are talking about. Red zone: Offense and defense got the job done, for the most part, except for one time – offense one time, defense. [We] got it done three other times. And special teams: After the first return, special teams in coverage was dominant. So, to me, that’s what you’re talking about.”

John, you mentioned the penalties. This was something that a few years ago, especially in the postseason and big games where emotions were high, personal fouls and stuff like that might pop up. What does it say about the team that they had no penalties in an emotional, tough, Divisional Playoff game? (Dan Kolko) “I think our guys understand how to direct their passion really well into football, and that’s what they’ve done a great job of throughout the season.”



How important is that to remain cool and not be goaded into penalty situations? (Dan Kolko) “It’s critically important. To me, it’s emotional smarts; it’s playing smart football. It’s understanding when to be aggressive and when not to be. And, basically, it’s between the whistles, and the rest of it doesn’t matter.”

Have you ever been a part of a game when your team has never committed a penalty? (Jamison Hensley) “I don’t remember, to be honest with you. I can’t remember.”

When you watched the game film, was there anything that came close to being a penalty that wasn’t called? (Jamison Hensley) “Not really. It was very well-[played and officiated]. There might be something that’s close, but nothing really blatantly callable. And it was pretty much that way both ways. There were a couple of things we might send it; there are a couple of things they might send in, but I thought it was a well-officiated and a well-played game – on both sides.”

Now that you have had a chance to watch the tape, were they running a lot of loops with J.J. Watt and Brooks Reed, stunts, to get the penetration that they did. They are very good players, but what did you see there. (Aaron Wilson) “Well, two things, three things, really: They ran some blitz pressure and they did a good job with that. Basically, they bring the two outside backers off the edge and then five-man pressure and then play man coverage. They ran some games on the right side, especially, between Watt and Reed, that were really effective. Those two guys are explosive guys. They beat us on that one time, and then they beat us a couple of times one-on-one. So, we need to do a better job blocking that stuff.”

Will this be a normal practice week for the players, or will the scheduled be altered? (Albert Breer) “No, it’s a normal week – the same schedule we always have. We try to maintain our routine.”

Given the statistics, is the third-down conversion rate the area that you will concentrate on this week the most? (Rich Sayers) “You try to correct things, but you can’t really chase backward too much this time of year. Everything is looking ahead. We are going to try to play the next game, not try to replay the last game. But, third down is going to be really important – for both sides – getting off the field and extending drives. Time of possession for us is going to be important in this game. It’s going to be a big red zone game on the defensive side, on both sides really.”

You have some players on the team that experienced the playoff win in New England a few years ago. Is there anything the team can take from that? (Brent Harris) “A lot will be made of it, but I really don’t think it does mean too much. We’ve been over there for a number of losses, too, in the regular season. So, all of that becomes part of who you are as a team.”

At this juncture, do you think this team is better prepared to play on the road in a very big game? You’re 4-4 on the road, do you think, at this juncture, you guys are playing well enough to win a big game on the road? (Dave Ginsburg) “You mean as opposed to the Pittsburgh game or the Cincinnati game this year?”

As opposed to the San Diego game, for instance? (Dave Ginsburg) “Oh, OK. I think I answered that.”

Billy Cundiff hadn’t hit a field goal at 40 yards since, I think, Week 9. He had two yesterday in pretty windy conditions. How does that feel to you? (Bruce Raffel) “The field goals were big. They were tough kicks, [in] windy conditions, and they weren’t that short either. Billy came up big. He did a nice job for us. Points, obviously, were a premium, so that was good.”

How much was yesterday’s offensive performance based on just being rusty, or was it the Texans defense? (Barry Barnes) “The Texans’ defense sure deserves a lot of credit. I wouldn’t say rust has anything to do with it.”

Lee Evans came up with a big catch down the sideline. What did that mean at the point, and what can that mean for him going forward as he continues to get involved? (Garrett Downing) “He’s huge for us anytime. We would have liked for Lee to be involved with us, obviously, all the way through. It’s something that we’d like to see as we go forward here, trying to get that done. We’re not going to stop trying to get that done. Like you said, seeing that play get made, you get excited. You say, ‘Hey you know what? He’s certainly capable of making those plays.’ We’ve seen him make them his whole career. I think it brought a smile to everybody’s face. We’ll be looking forward to more of that.”

Does having two young, talented tight ends on your team help give your defense a better look at what you’ll face this weekend in New England? (Gerry Sandusky) “We’ve got good guys giving them a look. It’s more of a look-type situation now. We’ve seen good players all throughout the year. They’re probably the two best ... I mean, their offense has got weapons everywhere. It starts with



the quarterback and it runs through the tight ends. They can run the ball. They've got guys on the outside that can play and get downfield. It's the most explosive offense in football right now, certainly the most explosive offense left in the tournament. So, that's the challenge we face."

That being said, there were no sacks on [T.J.] Yates. Were you happy with the pass rush, and how important is it for you to get to QB Tom Brady? (Jen Royle) "It's going to be really important. It's a different offense we're facing. It's a different scheme. It's a different type of protection. It's a different format, so one doesn't relate to the other. But you have to get pressure on Tom Brady, certainly."

What have you seen from the Patriots' rushing defense? (Ben Shpigel) "I don't have an answer for that right now."

What do you remember about you guys looking at Rob Gronkowski when he was coming out of the draft? He was a guy that had missed some time with the back [injury], but had obviously had a clean bill of health once he was picked. How interested were you guys in him? (Aaron Wilson) "We were very interested in Rob. There were medical concerns, but we loved him – loved him as a player, loved him as a guy. We were pretty certain he was going to be a good player, and he's exceeded our expectations."

Talk about Danny Gorrer. He had a couple big special teams tackles yesterday. Just talk about his development all year and the decision to keep him activated. (Jason Butt) "That's important for anybody that's not a starter, so to speak, and had starters playing out there. You saw, on the first punt, Cary [Williams] and Jimmy [Smith] were out there and made a huge play for us. But to see guys like Danny step up, and even other younger guys and some of our veterans ... Haruki Nakamura made a big play across the middle. We have to play great special teams; that's got to be a big part of our formula. So, if we're going to get to where we want to get in the next couple weeks, that has got to be a part of it. We're off to a good start, but we're playing an excellent special teams group this next week. They've got great returners. They're unbelievably well-coached. They've got a real diverse scheme. So, it's going to be a big challenge."

Along those lines, how rewarding is it to have a guy like Kris Wilson step up in a big game as a third-string tight end? (Evan Washburn) "It's funny, you've got guys, and these guys are talented guys sometimes, and you don't hear much about them. Kris Wilson is a football player. He's a vet. He's a pro. He doesn't need a lot of reps in practice, and he comes in and executes that play perfectly. That was a great catch. Joe [Flacco] kind of got bounced around a little bit. So yeah, it's very rewarding."

With Chris Carr, was it just kind of a numbers game? Normally he's up, but was he healthy again? (Aaron Wilson) "Right, normally Chris is up. Obviously, Chris is a big part of what we're doing, especially when we play teams that throw the ball a lot. So, that could be a big factor this week. We put an extra defensive lineman up this week because of the type of offense we were playing. Special teams was a part of that decision, too."

What do you think would be the No. 1 key to winning on the road in the playoffs? (Jamison Hensley) "Turnovers. Doesn't that go down to every game, though? So, I just don't think it's that specific. The interesting thing about the playoffs is – if you look at the numbers – it's a little more 50-50 than you might expect, especially in the first two rounds. So, the fact that the home teams won this year is really interesting. But we were at home, and we're glad we won, and that's really all we're looking at."

Did you have conversations with Jimmy Smith and Torrey Smith about their first playoff experience? (Barry Barnes) "Not really, specifically. I talked to Torrey this morning at breakfast; I guess we did have a conversation. Now that you mention it, we had a conversation at breakfast this morning with Torrey. (laughter) I forgot about it; a lot's happened since breakfast! (laughter) But we did talk about it. You're going to talk to him. You can ask him about it. But it was positive, obviously. We won."

Can you talk a little bit about the mutual shared respect between you and Bill Belichick and how he sort of mentioned you for a head coaching job back when you were an assistant still? What is it about having that sort of mutual respect? (Kevin Van Valkenburg) "Maybe it's the old special teams guys, you know? I just respect Bill Belichick as a coach and as a man. I just really do. I think he's the greatest coach in our league right now, and that's proven. And that's why you get so excited to have an opportunity to play against a guy [like him] as a coach. But that really ... That's for most of the guys around the league; I just respect them. What he stands for as a coach and the way he puts his team together and all that, you admire it. And then he's always treated me well over the years. He's always been at the top of the profession, and when somebody in that position treats a younger guy well, you certainly appreciate that. So, those are the two things I can think of. He's a big [Johns] Hopkins lacrosse fan, so that's cool. You like that, too. But, that's really not that relevant this week."



Do you have an idea of how different New England is now from the last time you played them? (Albert Breer) “It’s hard to say that right now. Maybe more later in the week, [I’ll] talk about that. We just aren’t deep enough into them yet. Then [again], we probably wouldn’t share it with you anyway.” *(laughter)*

Does familiarity help in these types of situations? (Albert Breer) “Everybody is pretty familiar with everybody else to some extent in the AFC, at least, because you play them regularly. At least once a year it seems like we play most everybody in this conference. It’s a little tougher when you go to the NFC. So, they know us and we know them pretty well.”

Of all the years going on the road and playing in those playoff games, does it help you this week or is it a different set of circumstances? (John Eisenberg) “It helps, just by the fact that we’ve done it. Most of our team has been there before, and then those young guys can relate to the older guys, and the older guys can share some wisdom. But it’s not going to impact necessarily this game, except to the extent that our guys have been there before and it’s certainly not going to be anything new for them. And that’s a good thing.”

You achieved your goal of winning the division and you’re obviously closing in on the main goal. Would winning the AFC mean anything, or is that just a stepping-stone to where you want to be? (Matt Vensel) “It would mean a lot, but it’s not the ultimate goal. You’re not going to win something like that and just stop. You’re not going to say, ‘That’s enough, we don’t expect to go any further.’ In hockey, they don’t touch the [conference] trophy, right? Is that how it works? *(Reporter: “That’s right. It’s bad luck.”)* It’s bad luck to touch the trophy. I don’t think we have that superstition in football, but we’re going to be proud of that trophy if we can manage – just like we’re proud of this last division [win]. We’re proud of every accomplishment. We’re humbled by every defeat. And then you look ahead, and really, to me, that’s the answer. That’s what we’ll do, just like that’s what we’re going to do this week. That’s what we always do.”

Ricky [Williams] and Ray [Rice] have kind of spelled one another well. Do you think the NFL has sort of changed a little bit in the last few years about where you see a lot more two-back, three-back sets as opposed to one guy getting 400 carries? I’m sort of wondering why that is? (Kevin Van Valkenburg) “I don’t think you see so much I-formation. It’s not the same NFL as it was 10 years ago. That’s not the format. You’d love for somebody to come up and line up in two backs the whole game and run the ball at you the whole time with one back downhill. Good defenses would [like that]. People spread you out; they use their backs in different ways. So, you see Ray and Ricky and a lot of backs around the league, [and] they’re out running routes out of the backfield. They play as receivers, too. It’s just a little more diverse, and you just use more guys for that reason.”

What have you seen from the Patriots defense? (Matt Vensel) “I see a 13-3 ... 14-3 defense. That’s what I see. That’s the bottom line. They’re good enough to be 14-3. So, it’s pretty impressive.”

Can you explain the importance of Joe Flacco beyond just the numbers? (Jamison Hensley) “I’ve done that many times, and I don’t really feel like running down all those things right now. I can just tell you in this last game, he won, and his quarterback rating was what? *(Reporter: “Ninety-seven.”)* Ninety-seven. That’s a winning performance, and Joe – I told him last night – I thought he played very, very well. In a lot of situations in this game when he was under duress, he handled himself really well. There were plenty of things he’d like to have back and could have done better, and he’d be the first to tell you that. So, you just try to get better, you try to improve and you try to play winning football, no matter what position you play. And that’s what we value around here.”

ALPHABETICAL ROSTER

As of 1/17/12 - 53 Players

No.	Name	Pos.	HT	WT	Birthdate	Exp.	College	Hometown
35	Allen, Anthony	RB	6-1	230	8/6/88	R	Georgia Tech	Tampa, FL
51	Ayanbadejo, Brendon	LB	6-1	225	9/7/80	9	UCLA	Santa Cruz, CA
77	Birk, Matt	C	6-4	310	7/23/76	14	Harvard	St. Paul, MN
81	Boldin, Anquan	WR	6-1	223	10/3/80	9	Florida State	Pahokee, FL
67	Boren, Justin	G/C	6-2	325	4/28/88	R	Ohio State	Pickerington, OH
23	Brown, Chykie	CB	5-11	190	12/26/86	R	Texas	Houston, TX
49	Bynes, Josh	LB	6-1	240	8/24/89	R	Auburn	Lauderdale Lakes, FL
25	Carr, Chris	CB/RS	5-10	182	4/30/83	7	Boise State	Reno, NV
62	Cody, Terrence	NT	6-4	349	6/28/88	2	Alabama	Fort Myers, FL
37	Cook, Emanuel	S	5-10	202	1/20/88	2	South Carolina	Riviera Beach, FL
46	Cox, Morgan	LS	6-4	241	4/26/86	2	Tennessee	Collierville, TN
7	Cundiff, Billy	K	6-1	212	3/30/80	7	Drake	Harlan, IA
84	Dickson, Ed	TE	6-4	255	7/25/87	2	Oregon	Bellflower, CA
17	Doss, Tandon	WR	6-2	205	9/22/89	R	Indiana	Indianapolis, IN
59	Ellerbe, Dannell	ILB	6-1	240	11/29/85	3	Georgia	Hamlet, NC
83	Evans, Lee	WR	5-10	197	3/11/81	8	Wisconsin	Bedford, OH
5	Flacco, Joe	QB	6-6	245	1/16/85	4	Delaware	Audubon, NJ
36	Gorrer, Danny	DB	6-0	185	6/1/86	2	Texas A&M	Port Arthur, TX
66	Grubbs, Ben	G	6-3	310	3/10/84	5	Auburn	Eclectic, AL
65	Gurode, Andre	C	6-4	318	3/6/79	10	Colorado	Houston, TX
95	Johnson, Jarret	OLB	6-3	260	8/14/81	9	Alabama	Cedar Key, FL
97	Jones, Arthur	DE	6-3	313	6/3/86	2	Syracuse	Endicott, NY
56	Jones, Edgar	OLB	6-3	262	12/1/84	5	S.E. Missouri St.	Rayville, LA
94	Kindle, Sergio	OLB	6-3	250	9/20/87	1	Texas	Dallas, TX
4	Koch, Sam	P	6-1	220	8/13/82	6	Nebraska	Seward, NE
99	Kruger, Paul	OLB	6-4	265	2/15/86	3	Utah	Orem, UT
44	Leach, Vonta	FB	6-0	260	11/6/81	8	East Carolina	Rowland, NC
52	Lewis, Ray	ILB	6-1	250	5/15/75	16	Miami	Lakeland, FL
53	McClain, Jameel	ILB	6-1	245	7/25/85	4	Syracuse	Philadelphia, PA
50	McClellan, Albert	LB	6-2	255	6/4/86	1	Marshall	Lakeland, FL
91	McKinney, Brandon	NT	6-2	345	8/24/83	6	Michigan State	Dayton, OH
78	McKinnie, Bryant	T	6-8	360	9/23/79	10	Miami	Woodbury, NJ
90	McPhee, Pernell	DE	6-3	280	12/17/88	R	Mississippi State	Pahokee, FL
43	Nakamura, Haruki	S	5-10	200	4/18/86	4	Cincinnati	Cleveland, OH
92	Ngata, Haloti	DT	6-4	330	1/21/84	6	Oregon	Salt Lake City, UT
74	Oher, Michael	T	6-4	315	5/28/86	3	Mississippi	Memphis, TN
88	Pitta, Dennis	TE	6-4	245	6/29/85	2	BYU	Moorpark, CA
31	Pollard, Bernard	S	6-1	224	12/23/84	6	Purdue	Fort Wayne, IN
93	Redding, Cory	DE	6-4	298	11/15/80	9	Texas	Houston, TX
20	Reed, Ed	S	5-11	200	9/11/78	10	Miami	St. Rose, LA
76	Reid, Jah	T	6-7	335	7/21/88	R	Central Florida	Haines City, FL
27	Rice, Ray	RB	5-8	212	1/22/87	4	Rutgers	New Rochelle, NY
22	Smith, Jimmy	CB	6-2	210	7/26/88	R	Colorado	Colton, CA
82	Smith, Torrey	WR	6-0	205	1/26/89	R	Maryland	Falmouth, VA
55	Suggs, Terrell	OLB	6-3	260	10/11/82	9	Arizona State	Chandler, AZ
2	Taylor, Tyrod	QB	6-1	215	8/3/89	R	Virginia Tech	Hampton, VA
21	Webb, Lardarius	CB/RS	5-10	182	10/12/85	3	Nicholls State	Opelika, AL
29	Williams, Cary	CB	6-1	190	12/23/84	3	Washburn	Hollywood, FL
15	Williams, LaQuan	WR	6-0	200	6/27/88	R	Maryland	Baltimore, MD
34	Williams, Ricky	RB	5-10	230	5/21/77	11	Texas	San Diego, CA
87	Wilson, Kris	TE	6-2	245	8/22/81	8	Pittsburgh	Lancaster, PA
73	Yanda, Marshal	G/T	6-3	315	9/15/84	5	Iowa	Anamosa, IA
28	Zbikowski, Tom	S	5-11	200	5/22/85	4	Notre Dame	Arlington Heights, IL

PRACTICE SQUAD (7)

30	Berry, Damien	RB	5-10	211	10/22/92	R	Miami	Belle Glade, FL
80	Drew, Davon	TE	6-4	260	12/9/85	1	East Carolina	New Bern, NC
68	Hall, Bryan	DT	6-0	295	9/12/88	R	Arkansas State	Paducah, KY
18	Livas, Phillip	WR/RS	5-8	175	4/24/89	R	Louisiana Tech	Houma, LA
60	Newton, Cecil	C	6-2	315	3/20/86	1	Tennessee State	Atlanta, GA
63	Wiggins, Kenny	T	6-6	314	8/8/88	R	Fresno State	Elk Grove, CA
14	Williams, Patrick	WR	6-1	204	1/13/86	1	Colorado	DeSoto, TX

PRACTICE SQUAD INJURED

10	Bradley, Rodney (back, 12/1)	WR	5-11	191	9/10/88	R	Hawaii	Dallas, TX
----	------------------------------	----	------	-----	---------	---	--------	------------

RESERVE/INJURED LIST

24	Foxworth, Domonique (knee, 9/28)	CB	5-11	180	3/27/83	7	Maryland	Randallstown, MD
70	Harewood, Ramon (ankle, 9/3)	T	6-6	340	2/3/87	2	Morehouse	St. Michael, Barbados
32	Lawrence, Matt (head, 8/30)	RB	6-1	209	5/5/85	3	Massachusetts	Bloomfield, CT
58	McAdoo, Michael (knee, 9/13)	OLB	6-7	245	7/9/90	R	North Carolina	Antioch, TN
16	Reed, David (knee, 12/26)	WR/RS	6-0	190	3/22/87	2	Utah	New Britain, CT
47	Williams, Chavis (foot, 12/21)	OLB	6-3	240	7/10/89	R	Alabama	Dora, AL

NUMERICAL ROSTER

As of 1/17/12 - 53 Players

No.	Name	Pos.	Ht.	Wt.	Birthdate	Exp.	College	How Acq.	2011 Regular Season Games			
									P	S	DNP	INA
2	Tyrod Taylor	QB	6-1	215	8/3/89	R	Virginia Tech	D6 '11	3	0	13	0
4	Sam Koch	P	6-1	220	8/13/82	6	Nebraska	D6a '06	16	0	0	0
5	Joe Flacco	QB	6-6	245	1/16/85	4	Delaware	D1 '08	16	16	0	0
7	Billy Cundiff	K	6-1	212	3/30/80	7	Drake	FA '09	15	0	0	1
15	LaQuan Williams	WR	6-0	200	6/27/88	R	Maryland	FA '11	12	0	0	4
17	Tandon Doss	WR	6-2	205	9/22/89	R	Indiana	D4 '11	6	0	1	9
20	Ed Reed	S	5-11	200	9/11/78	10	Miami	D1 '02	16	16	0	0
21	Lardarius Webb	CB/RS	5-10	182	10/12/85	3	Nicholls State	D3 '09	16	15	0	0
22	Jimmy Smith	CB	6-2	210	7/26/88	R	Colorado	D1 '11	12	3	0	4
23	Chykie Brown	CB	5-11	190	12/26/86	R	Texas	D5a '11	7	0	2	7
25	Chris Carr	CB/RS	5-10	182	4/30/83	7	Boise State	UFA (TEN) '09	9	1	0	7
27	Ray Rice	RB	5-8	212	1/22/87	4	Rutgers	D2 '08	16	16	0	0
28	Tom Zbikowski	S	5-11	200	5/22/85	4	Notre Dame	D3b '08	14	4	0	2
29	Cary Williams	CB	6-1	190	12/23/84	3	Washburn	FA '09	16	16	0	0
31	Bernard Pollard	S	6-1	224	12/23/84	6	Purdue	UFA (HOU) '11	16	13	0	0
34	Ricky Williams	RB	5-10	230	5/21/77	11	Texas	UFA (MIA) '11	16	0	0	0
35	Anthony Allen	RB	6-1	230	8/6/88	R	Georgia Tech	D7 '11	5	0	0	11
36	Danny Gorrer	DB	6-0	185	6/1/86	2	Texas A&M	FA '10	11	0	0	4
37	Emanuel Cook	S	5-10	202	1/20/88	2	South Carolina	FA '11	13	0	0	3
43	Haruki Nakamura	S	5-10	200	4/18/86	4	Cincinnati	D6 '08	15	0	0	1
44	Vonta Leach	FB	6-0	260	11/6/81	8	East Carolina	UFA (HOU) '11	16	16	0	0
46	Morgan Cox	LS	6-4	241	4/26/86	2	Tennessee	FA '10	16	0	0	0
49	Josh Byner	LB	6-1	240	8/24/89	R	Auburn	FA '11	1	0	0	0
50	Albert McClellan	LB	6-2	255	6/4/86	1	Marshall	FA '10	16	1	0	0
51	Brendon Ayanbadejo	LB	6-1	225	9/6/76	9	UCLA	UFA (CHI) '08	16	0	0	0
52	Ray Lewis	ILB	6-1	250	5/15/75	16	Miami	D1b '96	12	12	0	4
53	Jameel McClain	ILB	6-1	245	7/25/85	4	Syracuse	FA '08	16	16	0	0
55	Terrell Suggs	OLB	6-3	260	10/11/82	9	Arizona State	D1a '03	16	16	0	0
56	Edgar Jones	OLB	6-3	262	12/1/84	5	S.E. Missouri St.	FA '11	9	0	0	0
59	Dannell Ellerbe	ILB	6-1	240	11/29/85	3	Georgia	FA '09	9	3	0	7
62	Terrence Cody	NT	6-4	349	6/28/88	2	Alabama	D2b '10	16	16	0	0
65	Andre Gurode	C	6-4	318	3/6/79	10	Colorado	FA '11	13	5	3	0
66	Ben Grubbs	G	6-3	310	3/10/84	5	Auburn	D1 '07	10	10	0	6
67	Justin Boren	G/C	6-2	325	4/28/88	R	Ohio State	FA '11	0	0	0	0
73	Marshal Yanda	G/T	6-3	315	9/15/84	5	Iowa	D3b '07	16	16	0	0
74	Michael Oher	T	6-4	315	5/28/86	3	Mississippi	D1 '09	16	16	0	0
76	Jah Reid	T	6-7	335	7/21/88	R	Central Florida	D3 '11	16	0	0	0
77	Matt Birk	C	6-4	310	7/23/76	14	Harvard	UFA (MIN) '09	16	16	0	0
78	Bryant McKinnie	T	6-8	360	9/23/79	10	Miami	FA '11	16	16	0	0
81	Anquan Boldin	WR	6-1	223	10/3/80	9	Florida State	TR (ARI) '10	14	14	0	2
82	Torrey Smith	WR	6-0	205	1/26/89	R	Maryland	D2 '11	16	14	0	0
83	Lee Evans	WR	5-10	197	3/11/81	8	Wisconsin	TR (BUF) '11	9	2	0	7
84	Ed Dickson	TE	6-4	255	7/25/87	2	Oregon	D3 '10	16	16	0	0
87	Kris Wilson	TE	6-2	245	8/22/81	8	Pittsburgh	FA '11	15	0	0	1
88	Dennis Pitta	TE	6-4	245	6/29/85	2	BYU	D4 '10	16	2	0	0
90	Pernell McPhee	DE	6-3	280	12/17/88	R	Mississippi State	D5b '11	16	0	0	0
91	Brandon McKinney	NT	6-2	345	8/24/83	6	Michigan State	FA '08	12	0	0	4
92	Haloti Ngata	DT	6-4	330	1/21/84	6	Oregon	D1 '06	16	16	0	0
93	Cory Redding	DE	6-4	298	11/15/80	9	Texas	FA '10	15	11	0	1
94	Sergio Kindle	OLB	6-3	250	9/20/87	1	Texas	D2a '10	2	0	0	14
95	Jarret Johnson	OLB	6-3	260	8/14/81	9	Alabama	D4a '03	16	16	0	0
97	Arthur Jones	DE	6-3	313	6/3/86	2	Syracuse	D5b '10	14	1	0	2
99	Paul Kruger	OLB	6-4	265	2/15/86	3	Utah	D2 '09	16	0	0	0

PRACTICE SQUAD (7)

14	Patrick Williams	WR	6-1	204	1/13/86	1	Colorado	FA '11	0	0	0	0
18	Phillip Livas	WR/RS	5-8	175	4/24/89	R	Louisiana Tech	FA '11	0	0	0	0
30	Damien Berry	RB	5-10	211	10/21/88	R	Miami	FA '11	0	0	0	0
60	Cecil Newton	C	6-2	315	3/20/86	1	Tennessee State	FA '11	0	0	0	0
63	Kenny Wiggins	T	6-6	314	8/8/88	R	Fresno State	FA '11	0	0	0	0
68	Bryan Hall	DT	6-0	295	9/12/88	R	Arkansas State	FA '11	0	0	0	0
80	Davon Drew	TE	6-4	260	12/9/85	1	East Carolina	D5b '09	0	0	0	0

PRACTICE SQUAD INJURED

10	Rodney Bradley (back, 12/1)	WR	5-11	191	9/10/88	R	Hawaii	FA '11	0	0	0	0
----	-----------------------------	----	------	-----	---------	---	--------	--------	---	---	---	---

Reserve/Injured List

16	David Reed (knee, 12/26)	WR/RS	6-0	190	3/22/87	2	Utah	D5a '10	11	0	0	3
24	Domonique Foxworth (knee, 9/28)	CB	5-11	180	3/27/83	7	Maryland	UFA (ATL) '09	2	0	0	1
32	Matt Lawrence (head, 8/31)	RB	6-1	209	5/5/85	3	Massachusetts	FA '08	0	0	0	0
47	Chavis Williams (foot, 12/21)	OLB	6-3	240	7/10/89	R	Alabama	FA '11	5	0	0	2
58	Michael McAdoo (knee, 9/13)	OLB	6-7	245	7/9/90	R	North Carolina	FA '11	0	0	0	1
70	Ramon Harewood (ankle, 9/3)	T	6-6	340	2/3/87	2	Morehouse	D6 '10	0	0	0	0

POSITIONAL ROSTER

As of 1/17/12 - 53 Players

QUARTERBACKS

2	Tyrod Taylor	QB
5	Joe Flacco	QB

WIDE RECEIVERS

15	LaQuan Williams	WR
17	Tandon Doss	WR
81	Anquan Boldin	WR
82	Torrey Smith	WR
83	Lee Evans	WR

RUNNING BACKS

27	Ray Rice	RB
34	Ricky Williams	RB
35	Anthony Allen	RB
44	Vonta Leach	FB

TIGHT ENDS

84	Ed Dickson	TE
87	Kris Wilson	TE
88	Dennis Pitta	TE

OFFENSIVE LINE

65	Andre Gurode	C
66	Ben Grubbs	G
67	Justin Boren	G/C
73	Marshal Yanda	G/T
74	Michael Oher	T
76	Jah Reid	T
77	Matt Birk	C
78	Bryant McKinnie	T

SPECIALISTS

4	Sam Koch	P
7	Billy Cundiff	K
46	Morgan Cox	LS

PRACTICE SQUAD

18	Phillip Livas	WR/RS
30	Damien Berry	RB
60	Cecil Newton	C
63	Kenny Wiggins	T
68	Bryan Hall	DT
71	D.J. Jones	T
80	Davon Drew	TE

SECONDARY

20	Ed Reed	S
21	Lardarius Webb	CB/RS
22	Jimmy Smith	CB
23	Chykie Brown	CB
25	Chris Carr	CB
28	Tom Zbikowski	S
29	Cary Williams	CB
31	Bernard Pollard	S
36	Danny Gorrer	DB
37	Emanuel Cook	S
43	Haruki Nakamura	S

LINEBACKERS

49	Josh Byner	LB
50	Albert McClellan	LB
51	Brendon Ayanbadejo	LB
52	Ray Lewis	ILB
53	Jameel McClain	ILB
55	Terrell Suggs	OLB
56	Edgar Jones	OLB
59	Dannell Ellerbe	ILB
94	Sergio Kindle	OLB
95	Jarret Johnson	OLB
99	Paul Kruger	OLB

DEFENSIVE LINE

62	Terrence Cody	NT
90	Pernell McPhee	DE
91	Brandon McKinney	NT
92	Haloti Ngata	DT
93	Cory Redding	DE
97	Arthur Jones	DT

RESERVE/INJURED

16	David Reed (knee, 12/26)	WR/RS
24	Domonique Foxworth (knee, 9/28)	CB
32	Matt Lawrence (head, 8/30)	RB
47	Chavis Williams (foot, 12/21)	OLB
58	Michael McAdoo (knee, 9/13)	OLB
70	Ramon Harewood (ankle, 9/3)	T

PRACTICE SQUAD/INJURED

10	Rodney Bradley (back, 12/1)	WR
----	-----------------------------	----

COACHING STAFF

John Harbaugh	Head Coach
Jerry Rosburg	Assistant Head Coach/Special Teams Coordinator
Cam Cameron	Offensive Coordinator
Chuck Pagano	Defensive Coordinator
Roy Anderson	Defensive Assistant/Secondary
Teryl Austin	Secondary
Clarence Brooks	Defensive Line
Jason Brooks	Offensive Quality Control
Randy Brown	Kicking Consultant
John "Mother" Dunn	Assistant Strength and Conditioning
Wade Harman	Tight Ends

Jim Hostler	Wide Receivers
Marwan Maalouf	Assistant Special Teams
Andy Moeller	Offensive Line
Ted Monachino	Outside Linebackers
Wilbert Montgomery	Running Backs
Dean Pees	Linebackers
Bob Rogucki	Strength and Conditioning
Craig Ver Steeg	Offensive Assistant/Quarterbacks
Todd Washington	Assistant Offensive Line
Matt Weiss	Head Coach's Assistant

DEPTH CHART

Last updated 1.16.12 by Ravens PR staff.

OFFENSE

WR	<u>82</u>	<u>Torrey Smith (16/14)</u>	83	Lee Evans (9/2)	
WR	81	Anquan Boldin (14/14)*	<u>17</u>	<u>Tandon Doss (6/0)</u>	<u>15</u> <u>LaQuan Williams (12/0)</u>
LT	78	Bryant McKinnie (16/16)	<u>76</u>	<u>Jah Reid (16/0)</u>	
LG	66	Ben Grubbs (10/10)	65	Andre Gurode (13/5)	<u>67</u> <u>Justin Boren (0/0)</u>
C	77	Matt Birk (16/16)	65	Andre Gurode (13/5)	<u>67</u> <u>Justin Boren (0/0)</u>
RG	73	Marshal Yanda (16/16)	65	Andre Gurode (13/5)	<u>67</u> <u>Justin Boren (0/0)</u>
RT	74	Michael Oher (16/16)	<u>76</u>	<u>Jah Reid (16/0)</u>	
TE	84	Ed Dickson (16/16)	88	Dennis Pitta (16/2)	87 Kris Wilson (15/0)
QB	5	Joe Flacco (16/16)	<u>2</u>	<u>Tyrod Taylor (3/0)</u>	
FB	44	Vonta Leach (16/16)			
RB	27	Ray Rice (16/16)	34	Ricky Williams (16/0)	<u>35</u> <u>Anthony Allen (5/0)</u>

DEFENSE

DT	92	Haloti Ngata (16/16)	97	Arthur Jones (14/1)	
NT	62	Terrence Cody (16/16)	91	Brandon McKinney (12/0)	
DE	93	Cory Redding (15/11)	97	Arthur Jones (14/1)	<u>90</u> <u>Pernell McPhee (16/0)</u>
Rush	55	Terrell Suggs (16/16)	99	Paul Kruger (16/0)	56 Edgar Jones (9/0)
Will	53	Jameel McClain (16/16)	59	Dannell Ellerbe (9/3)*	<u>49</u> <u>Josh Bynes (1/0)</u>
Mike	52	Ray Lewis (12/12)	51	Brendon Ayanbadejo (16/0)	<u>50</u> <u>Albert McClellan (16/1)</u>
Sam	95	Jarret Johnson (16/16)	<u>94</u>	<u>Sergio Kindle (2/0)</u>	
LCB	21	Lardarius Webb (16/15)	<u>22</u>	<u>Jimmy Smith (12/3)</u>	<u>23</u> <u>Chykie Brown (7/0)</u>
SS	31	Bernard Pollard (16/13)	28	Tom Zbikowski (14/4)*	
FS	20	Ed Reed (16/16)	43	Haruki Nakamura (15/0)	37 Emanuel Cook (13/0)
RCB	29	Cary Williams (16/16)	25	Chris Carr (9/1)	36 Danny Gorrer (11/0)

SPECIAL TEAMS

P	4	Sam Koch (16/0)		
K	7	Billy Cundiff (15/0)		
H	4	Sam Koch (16/0)		
LS	46	Morgan Cox (16/0)		
KOR	28	Tom Zbikowski (14/4)	21	Lardarius Webb (16/15)
PR	21	Lardarius Webb (16/15)	25	Chris Carr (9/1)
			28	Tom Zbikowski (14/4)

(2011 Games Played/Games Started)

Rookie and 1st-Year Players Underlined

* Injured

PRONUNCIATION GUIDE

Players: **Brendon Ayanbadejo** (EYE-on-bah-day-joe), **Chykie Brown** (SHOCK-ee), **Dannell Ellerbe** (duh-NELL ELL-er-bee), **Domonique Foxworth** (dah-muh-NEEK), **Danny Gorrer** (GORE-er), **Andre Gurode** (jer-ODD), **Sam Koch** (Cook), **Pernell McPhee** (purr-NELL), **Haruki Nakamura** (ha-ROO-key nah-kah-MURR-ah), **Haloti Ngata** (ha-LOW-tee NAH-tah), **Michael Oher** (Oar), **Dennis Pitta** (PIT-uh), **Jah Reid** (JA), **Lardarius Webb** (lahr-DARE-ee-us), **Chavis Williams** (CHAY-vuss), **Marshal Yanda** (YAWN-da), **Tom Zbikowski** (Zih-bih-KOW-skee)
Coaches: **Ted Monachino** (mah-nah-KEY-no), **Bob Rogucki** (ruh-GUS-key), **Craig Ver Steeg** (ver-STEGG)

HOW RAVENS ARE BUILT

HOW ACQUIRED			RAVENS BY DRAFT ROUND		
<u>Year</u>	<u>Player</u>	<u>Acquired</u>	<u>1st round (11)</u>	<u>Team</u>	<u>Year (Pick)</u>
1996	LB Ray Lewis	D1b	LB Ray Lewis	Bal.	1996 (26th)
			RB Ricky Williams	NO	1999 (5th)
2002	S Ed Reed	D1	T Bryant McKinnie	Min.	2002 (7th)
			S Ed Reed	Bal.	2002 (24th)
2003	OLB Jarret Johnson	D4a	LB Terrell Suggs	Bal.	2003 (10th)
	OLB Terrell Suggs	D1a	WR Lee Evans	Buf.	2004 (13th)
			NT Haloti Ngata	Bal.	2006 (12th)
2006	P Sam Koch	D6a	G Ben Grubbs	Bal.	2007 (29th)
	DT Haloti Ngata	D1	QB Joe Flacco	Bal.	2008 (18th)
			T Michael Oher	Bal.	2009 (23rd)
2007	G Ben Grubbs	D1	CB Jimmy Smith	Bal.	2010 (27th)
	OLB Edgar Jones	RFA			
	G/T Marshal Yanda	D3b			
2008	LB Brendon Ayanbadejo	UFA (Chi.)	2nd round (9)		
	QB Joe Flacco	D1	C Andre Gurode	Dal.	2002
	<i>CB Domonique Foxworth [IR]</i>	<i>UFA (Atl.)</i>	WR Anquan Boldin	Ari.	2003
	<i>RB Matt Lawrence [IR]</i>	<i>FA</i>	TE Kris Wilson	KC	2004
	LB Jameel McClain	RFA	S Bernard Pollard	KC	2006
	DT Brandon McKinney	FA	RB Ray Rice	Bal.	2008
	S Haruki Nakamura	D6	DE Paul Kruger	Bal.	2009
	RB Ray Rice	D2	LB Sergio Kindle	Bal.	2010
	S Tom Zbikowski	D3b	NT Terrence Cody	Bal.	2010
			WR Torrey Smith	Bal.	2011
2009	C Matt Birk	UFA (Min.)	3rd round (7)		
	CB Chris Carr	UFA (Ten.)	DE Cory Redding	Det.	2003
	K Billy Cundiff	FA	<i>CB Domonique Foxworth [IR]</i>	<i>Den.</i>	<i>2005</i>
	LB Dannell Ellerbe	RFA	G/T Marshal Yanda	Bal.	2007
	DE Paul Kruger	D2	S Tom Zbikowski	Bal.	2008
	T Michael Oher	D1	CB Lardarius Webb	Bal.	2009
	CB Lardarius Webb	D3	TE Ed Dickson	Bal.	2010
	CB Cary Williams	FA	T Jah Reid	Bal.	2011
2010	WR Anquan Boldin	TR (Ari.)	4th round (3)		
	NT Terrence Cody	D2b	LB Jarret Johnson	Bal.	2003
	LS Morgan Cox	RFA	TE Dennis Pitta	Bal.	2010
	TE Ed Dickson	D3	WR Tandon Doss	Bal.	2011
	DB Danny Gorrer	FA			
	<i>T Ramon Harewood [IR]</i>	<i>D6</i>	5th round (4)		
	DE Arthur Jones	D5b	<i>WR/RS David Reed [IR]</i>	<i>Bal.</i>	<i>2010</i>
	OLB Sergio Kindle	D2a	DE Arthur Jones	Bal.	2010
	LB Albert McClellan	RFA	CB Chykie Brown	Bal.	2011
	TE Dennis Pitta	D4	DE Pernell McPhee	Bal.	2011
	DE Cory Redding	FA			
	<i>WR/RS David Reed [IR]</i>	<i>D5a</i>			
2011	RB Anthony Allen	D7	6th round (5)		
	G/C Justin Boren	RFA	C Matt Birk	Min.	1998
	CB Chykie Brown	D5a	P Sam Koch	Bal.	2006
	LB Josh Bynes	RFA	S Haruki Nakamura	Bal.	2008
	S Emanuel Cook	FA	<i>T Ramon Harewood [IR]</i>	<i>Bal.</i>	<i>2010</i>
	WR Tandon Doss	D4	QB Tyrod Taylor	Bal.	2011
	WR Lee Evans	TR (Buf.)			
	C Andre Gurode	FA	7th round (2)		
	FB Vonta Leach	UFA (Hou.)	CB Cary Williams	Ten.	2008
	<i>DE Michael McAdoo [IR]</i>	<i>RFA</i>	RB Anthony Allen	Bal.	2011
	T Bryant McKinnie	FA			
	DE Pernell McPhee	D5b	Undrafted (18)		
	S Bernard Pollard	UFA (Hou.)	LB Brendon Ayanbadejo	Atl.	1999
	T Jah Reid	D3	K Billy Cundiff	Dal.	2002
	CB Jimmy Smith	D1	FB Vonta Leach	GB	2004
	WR Torrey Smith	D2	CB Chris Carr	Oak.	2005
	QB Tyrod Taylor	D6	DT Brandon McKinney	SD	2006
	<i>OLB Chavis Williams [IR]</i>	<i>RFA</i>	OLB Edgar Jones	Bal.	2007
	RB Ricky Williams	UFA (Mia.)	<i>RB Matt Lawrence [IR]</i>	<i>Chi.</i>	<i>2008</i>
	WR LaQuan Williams	RFA	LB Jameel McClain	Bal.	2008
	TE Kris Wilson	FA	S Emanuel Cook	NYJ	2009
			LB Dannell Ellerbe	Bal.	2009
			DB Danny Gorrer	NO	2009
			LS Morgan Cox	Bal.	2010
			LB Albert McClellan	Bal.	2010
			G/C Justin Boren	Bal.	2011
			LB Josh Bynes	Bal.	2011
			<i>DE Michael McAdoo [IR]</i>	<i>Bal.</i>	<i>2011</i>
			<i>OLB Chavis Williams [IR]</i>	<i>Bal.</i>	<i>2011</i>
			WR LaQuan Williams	Bal.	2011

(UFA)--Unrestricted Free Agent
(RFA)--Rookie Free Agent
Injured Reserve Players in Italics

PARTICIPATION CHART

Player	9/11 vs. Pit.	9/18 at Ten.	9/25 at STL	10/2 vs. NYJ	10/16 vs. Hou.	10/24 at Jax.	10/30 vs. Ari.	11/6 at Pit.	11/13 at Sea.	11/20 vs. Cin.	11/24 vs. SF	12/4 at Cle.	12/11 vs. Ind.	12/18 at SD	12/24 vs. Cle.	1/1/12 at Cin.	1/15 vs. Hou. (Dw.)	1/22 at NE (AFC)	GAMES PLAYED	GAMES STARTED	DID NOT PLAY	INACTIVE
Allen, Anthony	X	X	X	X	X	INA	INA	INA	INA	INA	INA	INA	INA	INA	INA	INA	INA		5	0	0	11
Ayanbadejo, Brendon	X	X	X	X	X	X	X	X	X	X	X	X	X	X	X	X	X		16	0	0	0
Berry, Damien	PS	PS	PS	PS	PS	PS	PS	PS	PS	PS	PS	PS	PS	PS	PS	PS	PS		0	0	0	0
Birk, Matt	C	C	C	C	C	C	C	C	C	C	C	C	C	C	C	C	C		16	16	0	0
Boldin, Anquan	WR	WR	WR	WR	WR	WR	WR	WR	WR	WR	WR	WR	WR	WR	INA	INA	WR		14	14	0	2
Boren, Justin	PS	PS	PS	PS	PS	PS	PS	PS	PS	PS	PS	PS	PS	PS	PS	PS	INA		0	0	0	0
Bradley, Rodney	NOR	NOR	NOR	PS	PS	NOR	NOR	PS	PS	PS	PS	PSIL	PSIL	PSIL	PSIL	PSIL	PSIL		0	0	0	0
Brown, Chykie	INA	INA	X	X	X	DNP	INA	INA	INA	INA	DNP	INA	X	X	X	X	INA		7	0	2	7
Burgess, Prescott	NOR	NOR	NOR	X	NOR	X	X	IR	IR	IR	IR	NOR	NOR	NOR	NOR	NOR	NOR		3	0	0	0
Bynes, Josh	NOR	NOR	NOR	NOR	NOR	NOR	NOR	NOR	PS	PS	X	PS	PS	PS	PS	PS	INA		1	0	0	0
Cantwell, Hunter	PS	PS	PS	NOR	NOR	NOR	NOR	NOR	NOR	NOR	NOR	NOR	NOR	NOR	NOR	NOR	NOR		0	0	0	0
Carr, Chris	X	INA	X	INA	INA	INA	DB	X	X	X	INA	INA	INA	X	X	X	INA		9	1	0	7
Cody, Terrence	NT	NT	NT	NT	NT	NT	NT	NT	NT	NT	NT	NT	NT	NT	NT	NT	NT		16	16	0	0
Cook, Emanuel	NOR	NOR	NOR	NOR	NOR	NOR	NOR	NOR	NOR	NOR	NOR	X	X	X	X	X	X		5	0	0	0
Cox, Morgan	X	X	X	X	X	X	X	X	X	X	X	X	X	X	X	X	X		16	0	0	0
Cundiff, Billy	X	X	X	X	X	X	X	X	X	X	X	X	X	X	INA	X	X		15	0	0	1
Dickson, Ed	TE	TE	TE	TE	TE	TE	TE	TE	TE	TE	TE	TE	TE	TE	TE	TE	TE		16	16	0	0
Doss, Tandon	INA	INA	X	X	X	X	DNP	INA	INA	INA	INA	INA	INA	INA	X	X	INA		6	0	2	9
Drew, Davon	NOR	NOR	NOR	NOR	NOR	NOR	NOR	NOR	NOR	PS	PS	PS	PS	PS	PS	PS	PS		0	0	0	0
Ellerbe, Dannel	X	X	X	INA	X	INA	INA	INA	INA	MIKE	MIKE	MIKE	MIKE	X	X	INA	X		9	3	0	7
Evans, Lee	WR	X	INA	INA	INA	INA	INA	INA	INA	X	X	X	X	X	WR	X	X		9	2	0	7
Flacco, Joe	QB	QB	QB	QB	QB	QB	QB	QB	QB	QB	QB	QB	QB	QB	QB	QB	QB		16	16	0	0
Foxworth, Dominique	X	X	INA	IR	IR	IR	IR	IR	IR	IR	IR	IR	IR	IR	IR	IR	IR		2	0	0	1
Gorrer, Danny	PS	X	X	X	X	X	INA	X	X	X	X	X	X	INA	INA	INA	X		11	0	0	4
Graham, Shayne	NOR	NOR	NOR	NOR	NOR	NOR	NOR	NOR	NOR	NOR	NOR	NOR	NOR	NOR	X	INA	NOR		1	0	0	1
Grubbs, Ben	LG	INA	INA	INA	INA	INA	INA	LG	LG	LG	LG	LG	LG	LG	LG	LG	LG		10	10	0	6
Gurode, Andre	X	X	LG	LG	LG	LG	DNP	DNP	DNP	X	X	X	X	X	X	X	X		13	5	3	0
Hall, Bryan	PS	PS	PS	PS	PS	PS	PS	PS	PS	PS	PS	PS	PS	PS	PS	PS	PS		0	0	0	0
Harewood, Ramon	IR	IR	IR	IR	IR	IR	IR	IR	IR	IR	IR	IR	IR	IR	IR	IR	IR		0	0	0	0
Howard, Austin	PS	PS	PS	PS	PS	PS	PS	PS	PS	PS	PS	NOR	NOR	NOR	NOR	NOR	NOR		0	0	0	0
Johnson, Jarret	SAM	SAM	SAM	SAM	SAM	SAM	SAM	SAM	SAM	SAM	SAM	SAM	SAM	SAM	SAM	SAM	SAM		16	16	0	0
Jones, Arthur	X	X	X	X	X	X	X	X	X	X	INA	X	X	X	DE	X	X		14	1	0	2
Jones, Edgar	NOR	NOR	NOR	NOR	NOR	NOR	NOR	X	X	X	X	X	X	X	X	X	X		9	0	0	0
Jones, D.J.	NOR	NOR	NOR	NOR	NOR	PS	PS	PS	PS	PS	PS	PS	PS	PS	PS	PS	NOR		0	0	0	0
Kindle, Sergio	INA	INA	INA	X	INA	INA	INA	INA	INA	INA	INA	INA	X	INA	INA	INA	INA		2	0	0	14
Koch, Sam	X	X	X	X	X	X	X	X	X	X	X	X	X	X	X	X	X		16	0	0	0
Kruger, Paul	X	X	X	X	X	X	X	X	X	X	X	X	X	X	X	X	X		16	0	0	0
Leach, Vonta	FB	FB	FB	FB	FB	FB	FB	FB	FB	FB	FB	FB	FB	FB	FB	FB	FB		16	16	0	0
Lawrence, Matt	IR	IR	IR	IR	IR	IR	IR	IR	IR	IR	IR	IR	IR	IR	IR	IR	IR		0	0	0	0
Lewis, Ray	MIKE	MIKE	MIKE	MIKE	MIKE	MIKE	MIKE	MIKE	MIKE	INA	INA	INA	INA	MIKE	MIKE	MIKE	MIKE		12	12	0	4
LeVoi, Mark	X	LG	INA	X	INA	NOR	NOR	NOR	NOR	NOR	NOR	NOR	NOR	NOR	NOR	NOR	NOR		3	1	0	2
Mahaffey, Ryan	PS	PS	PS	PS	PS	PS	PS	PS	PS	NOR	NOR	NOR	NOR	NOR	NOR	NOR	NOR		0	0	0	0
Mattison, Bryan	INA	X	X	X	X	X	X	X	INA	X	NOR	NOR	NOR	NOR	NOR	NOR	NOR		8	0	0	2
McAdoo, Michael	INA	IR	IR	IR	IR	IR	IR	IR	IR	IR	IR	IR	IR	IR	IR	IR	IR		0	0	0	1
McCann, Bryan	NOR	NOR	NOR	NOR	X	X	NOR	NOR	NOR	NOR	NOR	NOR	NOR	NOR	NOR	NOR	NOR		3	0	0	0
McClain, Jameel	WILL	WILL	WILL	WILL	WILL	WILL	WILL	WILL	WILL	WILL	WILL	WILL	WILL	WILL	WILL	WILL	WILL		16	16	0	0
McClellan, Albert	X	X	X	X	X	X	X	X	X	X	MIKE	X	X	X	X	X	X		16	1	0	0
McKinney, Brandon	INA	INA	X	X	X	X	X	X	X	X	X	INA	INA	INA	X	X	X		12	0	0	4
McKinnie, Bryant	LT	LT	LT	LT	LT	LT	LT	LT	LT	LT	LT	LT	LT	LT	LT	LT	LT		16	16	0	0
McPhee, Pernelle	X	X	X	X	X	X	X	X	X	X	X	X	X	X	X	X	X		16	0	0	0
Nakamura, Haruki	X	X	X	INA	X	X	X	X	X	X	X	X	X	X	X	X	X		15	0	0	1
Newton, Cecil	NOR	NOR	NOR	NOR	NOR	NOR	NOR	NOR	NOR	NOR	NOR	PS	PS	PS	PS	PS	PS		0	0	0	0
Ngata, Haloti	DT	DT	DT	DT	DT	DT	DT	DT	DT	DT	DT	DT	DT	DT	DT	DT	DT		16	16	0	0
Oher, Michael	RT	RT	RT	RT	RT	RT	RT	RT	RT	RT	RT	RT	RT	RT	RT	RT	RT		16	16	0	0
Phillips, Jason	INA	NOR	NOR	NOR	NOR	NOR	NOR	NOR	NOR	NOR	NOR	NOR	NOR	NOR	NOR	NOR	NOR		0	0	0	1
Pitta, Dennis	X	TE	X	X	X	X	X	X	X	X	X	X	X	X	X	TE/WR	X		16	2	0	0
Pollard, Bernard	X	X	X	S	SS	SS	SS	SS	SS	SS	SS	SS	SS	SS	SS	SS	SS		16	13	0	0
Redding, Cory	DE	DE	DE	X	DE	DE	X	DE	DE	DE	DE	X	X	DE	INA	DE	DE		15	11	0	1
Reed, David	SUS	X	INA	INA	X	X	X	X	X	INA	X	X	X	X	X	IR	IR		11	0	0	3
Reed, Ed	FS	FS	FS	FS	FS	FS	FS	FS	FS	FS	FS	FS	FS	FS	FS	FS	FS		16	16	0	0
Reid, Jah	X	X	X	X	X	X	X	X	X	X	X	X	X	X	X	X	X		16	0	0	0
Rice, Ray	RB	RB	RB	RB	RB	RB	RB	RB	RB	RB	RB	RB	RB	RB	RB	RB	RB		16	16	0	0
Silva, Mana	NOR	NOR	PS	PS	PS	PS	NOR	NOR	NOR	NOR	NOR	NOR	NOR	NOR	NOR	NOR	NOR		0	0	0	0
Smith, Jimmy	X	INA	INA	INA	INA	X	X	X	X	X	X	LCB	LCB	LCB	X	X	X		12	3	0	4
Smith, Torrey	X	X	WR	WR	WR	WR	WR	WR	WR	WR	WR	WR	WR	WR	WR	WR	WR		16	14	0	0
Suggs, Terrell	RUSH	RUSH	RUSH	RUSH	RUSH	RUSH	RUSH	RUSH	RUSH	RUSH	RUSH	RUSH	RUSH	RUSH	RUSH	RUSH	RUSH		16	16	0	0
Taylor, Tyrod	DNP	DNP	DNP	DNP	DNP	DNP	DNP	DNP	DNP	DNP	X	X	X	DNP	DNP	DNP	DNP		3	0	13	0
Webb, Lardarius	LCB	LCB	LCB	LCB	LCB	LCB	LCB	LCB	LCB	LCB	DB	DB	X	LCB	LCB	LCB	LCB		16	15	0	0
Wiggins, Kenny	NOR	NOR	NOR	NOR	NOR	NOR	NOR	NOR	NOR	NOR	PS	PS	PS	PS	PS	PS	PS		0	0	0	0
Williams, Cary	RCB	RCB	RCB	RCB	RCB	RCB	RCB	RCB	RCB	RCB	RCB	RCB	RCB	RCB	RCB	RCB	RCB		16	16	0	0
Williams, Chavis	PS	PS	PS	PS	PS	PS	PS	X	X	X	X	X	INA	INA	IR	IR	IR		5	0	0	2
Williams, LaQuan	X	X	X	X	X	X	X	X	X	X	INA	INA	INA	INA	X	X	X		12	0	0	4
Williams, Patrick	NOR	NOR	NOR	NOR	NOR	NOR	NOR	NOR	NOR	NOR	NOR	NOR	NOR	NOR	NOR	PS	PS		0	0	0	0
Williams, Ricky	X	X	X	X	X	X	X	X	X	X	X	X	X	X	X	X	X		16	0	0	0
Wilson, Kris	X	X	X	X	X	X	X	INA	X	X	X	X	X	X	X	X	X		15	0	0	1
Yanda, Marshal	RG	RG	RG	RG	RG	RG	RG	RG	RG	RG	RG	RG	RG	RG	RG	RG	RG		16	16	0	0
Zbikowski, Tom	SS	SS	SS	SS	INA	INA	X	X	X	X	X	X	X	X	X	X	X		14	4	0	2

X=substituted; IR=injured reserve; PUP=physically unable to perform; NOR=not on roster; PS=practice squad; PSIL=Practice Squad Injured List; SUS=suspended

GAME-BY-GAME STARTERS

		OFFENSE											
GAME		WR	LT	LG	C	RG	RT	TE	WR	QB	RB	FB	Other
9/11/11	Pittsburgh	Boldin	McKinnie	Grubbs	Birk	Yanda	Oher	Dickson	Evans	Flacco	Rice	Leach	n/a
9/18/11	at Tennessee	Boldin	McKinnie	LeVoir	Birk	Yanda	Oher	Dickson	n/a	Flacco	Rice	Leach	Pitta (TE)
9/25/11	at St. Louis	Boldin	McKinnie	Gurode	Birk	Yanda	Oher	Dickson	T. Smith	Flacco	Rice	Leach	n/a
10/2/11	vs. NY Jets	Boldin	McKinnie	Gurode	Birk	Yanda	Oher	Dickson	T. Smith	Flacco	Rice	Leach	n/a
10/16/11	vs. Houston	Boldin	McKinnie	Gurode	Birk	Yanda	Oher	Dickson	T. Smith	Flacco	Rice	Leach	n/a
10/24/11	at Jacksonville	Boldin	McKinnie	Gurode	Birk	Yanda	Oher	Dickson	T. Smith	Flacco	Rice	Leach	n/a
10/30/11	Arizona	Boldin	McKinnie	Gurode	Birk	Yanda	Oher	Dickson	T. Smith	Flacco	Rice	Leach	n/a
11/6/11	at Pittsburgh	Boldin	McKinnie	Grubbs	Birk	Yanda	Oher	Dickson	T. Smith	Flacco	Rice	Leach	n/a
11/13/11	at Seattle	Boldin	McKinnie	Grubbs	Birk	Yanda	Oher	Dickson	T. Smith	Flacco	Rice	Leach	n/a
11/20/11	Cincinnati	Boldin	McKinnie	Grubbs	Birk	Yanda	Oher	Dickson	T. Smith	Flacco	Rice	Leach	n/a
11/24/11	San Francisco	Boldin	McKinnie	Grubbs	Birk	Yanda	Oher	Dickson	T. Smith	Flacco	Rice	Leach	n/a
12/4/11	at Cleveland	Boldin	McKinnie	Grubbs	Birk	Yanda	Oher	Dickson	T. Smith	Flacco	Rice	Leach	n/a
12/11/11	Indianapolis	Boldin	McKinnie	Grubbs	Birk	Yanda	Oher	Dickson	T. Smith	Flacco	Rice	Leach	n/a
12/18/11	at San Diego	Boldin	McKinnie	Grubbs	Birk	Yanda	Oher	Dickson	T. Smith	Flacco	Rice	Leach	n/a
12/24/11	Cleveland	Evans	McKinnie	Grubbs	Birk	Yanda	Oher	Dickson	T. Smith	Flacco	Rice	Leach	n/a
1/1/12	at Cincinnati	n/a	McKinnie	Grubbs	Birk	Yanda	Oher	Dickson	T. Smith	Flacco	Rice	Leach	Pitta (TE/WR)
1/15/12	vs. Houston (Div.)	Boldin	McKinnie	Grubbs	Birk	Yanda	Oher	Dickson	T. Smith	Flacco	Rice	Leach	n/a

		DT	DE	NT	Sam	Mike	Will	Rush	RCB	LCB	SS	FS	Other
9/11/11	Pittsburgh	Ngata	Redding	Cody	Johnson	Lewis	J. McClain	Suggs	C. Williams	Webb	Zbikowski	Reed	n/a
9/18/11	at Tennessee	Ngata	Redding	Cody	Johnson	Lewis	J. McClain	Suggs	C. Williams	Webb	Zbikowski	Reed	n/a
9/25/11	at St. Louis	Ngata	Redding	Cody	Johnson	Lewis	J. McClain	Suggs	C. Williams	Webb	Zbikowski	Reed	n/a
10/2/11	vs. NY Jets	Ngata	n/a	Cody	Johnson	Lewis	J. McClain	Suggs	C. Williams	Webb	Zbikowski	Reed	Pollard (S)
10/16/11	vs. Houston	Ngata	Redding	Cody	Johnson	Lewis	J. McClain	Suggs	C. Williams	Webb	Pollard	Reed	n/a
10/24/11	at Jacksonville	Ngata	Redding	Cody	Johnson	Lewis	J. McClain	Suggs	C. Williams	Webb	Pollard	Reed	n/a
10/30/11	Arizona	Ngata	n/a	Cody	Johnson	Lewis	J. McClain	Suggs	C. Williams	Webb	Pollard	Reed	Carr (DB)
11/6/11	at Pittsburgh	Ngata	Redding	Cody	Johnson	Lewis	J. McClain	Suggs	C. Williams	Webb	Pollard	Reed	n/a
11/13/11	at Seattle	Ngata	Redding	Cody	Johnson	Lewis	J. McClain	Suggs	C. Williams	Webb	Pollard	Reed	n/a
11/20/11	Cincinnati	Ngata	Redding	Cody	Johnson	Ellerbe	J. McClain	Suggs	C. Williams	Webb	Pollard	Reed	n/a
11/24/11	San Francisco	Ngata	Redding	Cody	Johnson	McClellan	J. McClain	Suggs	C. Williams	Webb	Pollard	Reed	n/a
12/4/11	at Cleveland	Ngata	n/a	Cody	Johnson	Ellerbe	J. McClain	Suggs	C. Williams	J. Smith	Pollard	Reed	Webb (DB)
12/11/11	Indianapolis	Ngata	n/a	Cody	Johnson	Ellerbe	J. McClain	Suggs	C. Williams	J. Smith	Pollard	Reed	Webb (DB)
12/18/11	at San Diego	Ngata	Redding	Cody	Johnson	Lewis	J. McClain	Suggs	C. Williams	J. Smith	Pollard	Reed	n/a
12/24/11	Cleveland	Ngata	A. Jones	Cody	Johnson	Lewis	J. McClain	Suggs	C. Williams	Webb	Pollard	Reed	n/a
1/1/12	at Cincinnati	Ngata	Redding	Cody	Johnson	Lewis	J. McClain	Suggs	C. Williams	Webb	Pollard	Reed	n/a
1/15/12	vs. Houston (Div.)	Ngata	Redding	Cody	Johnson	Lewis	J. McClain	Suggs	C. Williams	Webb	Pollard	Reed	n/a

Bold denotes first NFL start

RAVENS POSTSEASON STATISTICS

WON 1, LOST 0

01/15 W 20-13 Houston 71,547
01/22 at New England

	Balt.	Opp.
TOTAL FIRST DOWNS	11	16
Rushing	2	5
Passing	9	11
Penalty	0	0
3rd Down: Made/Att	4/16	5/15
3rd Down Pct.	25.0	33.3
4th Down: Made/Att	0/1	0/1
4th Down Pct.	0.0	0.0
POSSESSION AVG.	31:20	28:40
TOTAL NET YARDS	227	315
Avg. Per Game	227.0	315.0
Total Plays	63	63
Avg. Per Play	3.6	5.0
NET YARDS RUSHING	87	131
Avg. Per Game	87.0	131.0
Total Rushes	31	28
NET YARDS PASSING	140	184
Avg. Per Game	140.0	184.0
Sacked/Yards Lost	5/36	0/0
Gross Yards	176	184
Att./Completions	27/14	35/17
Completion Pct.	51.9	48.6
Had Intercepted	0	3
PUNTS/AVERAGE	9/49.3	5/40.0
NET PUNTING AVG.	9/44.4	5/40.0
PENALTIES/YARDS	0/0	3/20
FUMBLES/BALL LOST	3/0	3/1
TOUCHDOWNS	2	1
Rushing	0	1
Passing	2	0
Returns	0	0

* SCORE BY PERIODS	Q1	Q2	Q3	Q4	OT	PTS
TEAM	17	0	0	3	0	20
OPPONENTS	3	10	0	0	0	13
* SCORING	TD-Ru-Pa-Rt	K-PAT	FG	S	PTS	
Cundiff	0 0 0 0	2/ 2	2/ 2	0	8	
Boldin	1 0 1 0			0	6	
Wilson	1 0 1 0			0	6	
TEAM	2 0 2 0	2/ 2	2/ 2	0	20	
OPPONENTS	1 1 0 0	1/ 1	2/ 3	0	13	

2-Pt Conv: TEAM 0-0, OPPONENTS 0-0

SACKS: TEAM 0, OPPONENTS 5

FUM/LOST: Flacco 1/0, Rice 1/0, Webb 1/0

* RUSHING	No.	Yds	Avg	Long	TD			
Rice	21	60	2.9	9	0			
R. Williams	6	27	4.5	5	0			
Leach	2	1	0.5	1	0			
Flacco	2	-1	-.5	0	0			
TEAM	31	87	2.8	9	0			
OPPONENTS	28	131	4.7	28	1			
* RECEIVING	No.	Yds	Avg	Long	TD			
Boldin	4	73	18.3	28	1			
Rice	4	20	5.0	20	0			
Pitta	2	29	14.5	16	0			
Evans	1	30	30.0	30	0			
Dickson	1	14	14.0	14	0			
T. Smith	1	9	9.0	9	0			
Wilson	1	1	1.0	1t	1			
TEAM	14	176	12.6	30	2			
OPPONENTS	17	184	10.8	19	0			
* INTERCEPTIONS	No.	Yds	Avg	Long	TD			
Webb	2	1	0.5	1	0			
E. Reed	1	0	0.0	0	0			
TEAM	3	1	0.3	1	0			
OPPONENTS	0	0	---	---	0			
* PUNTING	No.	Yds	Avg	Net	TB	In	Lg	B
Koch	9	444	49.3	44.4	2	1	64	0
TEAM	9	444	49.3	44.4	2	1	64	0
OPPONENTS	5	200	40.0	40.0	0	0	45	0
* PUNT RETURNS	Ret	FC	Yds	Avg	Long	TD		
Webb	0	4	0	---	---	0		
TEAM	0	4	0	---	---	0		
OPPONENTS	6	0	4	0.7	9	0		
* KICKOFF RETURNS	No.	Yds	Avg	Long	TD			
Webb	1	25	25.0	25	0			
TEAM	1	25	25.0	25	0			
OPPONENTS	4	133	33.3	60	0			
* FIELD GOALS	1-19	20-29	30-39	40-49	50+			
Cundiff	0/0	0/0	0/0	2/2	0/0			
TEAM	0/0	0/0	0/0	2/2	0/0			
OPPONENTS	0/0	0/0	1/1	1/1	0/1			

Cundiff: (48G,44G)

TEAM: (48G,44G)

OPPONENTS: (40G,33G,50N)

* PASSING	Att	Cmp	Yds	Cmp%	Yds/Att	TD	TD%	Int	Int%	Long	Sack/Lost	Rating
Flacco	27	14	176	51.9	6.52	2	7.4	0	0.0	30	5/36	97.1
TEAM	27	14	176	51.9	6.52	2	7.4	0	0.0	30	5/36	97.1
OPPONENTS	35	17	184	48.6	5.26	0	0.0	3	8.6	19	0/0	28.8

2011 POSTSEASON RAVENS DEFENSIVE STATS

from Press Box Stats

Name	Total	Solo	Assists	Sacks	Yds.	INT	Yds.	PD	FF	FR
Lewis, Ray	8	7	1	0	0	0	0	1	0	0
Reed, Ed	6	6	0	0	0	1	0	4	0	0
Suggs, Terrell	6	5	1	0	0	0	0	1	0	0
Pollard, Bernard	5	3	2	0	0	0	0	0	0	0
Webb, Lardarius	4	4	0	0	0	2	1	4	0	0
Cody, Terrence	3	2	1	0	0	0	0	0	0	0
Ellerbe, Dannell	3	2	1	0	0	0	0	0	0	0
Johnson, Jarret	3	3	0	0	0	0	0	0	0	0
McKinney, Brandon	3	1	2	0	0	0	0	0	0	0
Ngata, Haloti	3	2	1	0	0	0	0	0	1	0
Redding, Cory	3	3	0	0	0	0	0	0	0	0
Williams, Cary	3	3	0	0	0	0	0	0	0	0
McClain, Jameel	2	2	0	0	0	0	0	0	0	0
Smith, Jimmy	2	1	1	0	0	0	0	0	0	0
McPhee, Pernell	0	0	0	0	0	0	0	1	0	0
Totals	54	44	10	0	0	3	1	11	1	0

2011 POSTSEASON RAVENS SPECIAL TEAMS STATS

from Press Box Stats

Name	Total	Solo	Assists	FF	FR	Blocked Kicks
Jones, Edgar	2	2	0	0	0	0
McClellan, Albert	2	2	0	0	1	0
Ayanbadejo, Brendan	1	1	0	0	0	0
Cook, Emanuel	1	1	0	0	0	0
Gorrer, Danny	1	1	0	0	0	0
Nakamura, Haruki	1	1	0	0	0	0
Williams, Cary	1	1	0	1	0	0
Zbikowski, Tom	1	1	0	0	0	0
Smith, Jimmy	0	0	0	0	1	0
Totals	10	10	0	1	2	0



2011 RAVENS DEFENSIVE STATS

from Press Box Stats

Name	Total	Solo	Assists	Sacks	Yds.	INT	Yds.	PD	FF	FR
Lewis, Ray	95	72	23	2	16	1	4	7	2	0
McClain, Jameel	81	47	34	1	4	1	8	5	0	2
Williams, Cary	77	61	16	0	0	0	0	18	2	0
Pollard, Bernard	75	55	20	2	14	1	0	13	3	1
Suggs, Terrell	70	50	20	14	91	2	9	6	7	0
Webb, Lardarius	68	55	13	1	5.5	5	81	20	1	0
Ngata, Haloti	65	37	28	5	21	0	0	5	2	3
Johnson, Jarret	56	40	16	2.5	20.5	0	0	3	1	1
Reed, Ed	52	44	8	1	4	3	25	8	1	0
Redding, Cory	43	29	14	4.5	25	0	0	2	0	1
Cody, Terrence	34	21	13	0	0	0	0	1	0	0
Ayanbadejo, Brendon	27	23	4	1.5	9	0	0	2	0	1
McPhee, Pernell	23	16	7	6	31	0	0	2	1	1
Carr, Chris	19	16	3	1	9	0	0	3	0	0
Jones, Arthur	18	12	6	0	0	0	0	0	0	0
Smith, Jimmy	18	18	0	0	0	2	48	8	0	0
Ellerbe, Dannell	17	13	4	0	0	0	0	0	0	0
Zbikowski, Tom	16	14	2	1	1	0	0	0	0	0
Kruger, Paul	15	12	3	5.5	39	0	0	2	0	2
McKinney, Brandon	14	8	6	0	0	0	0	0	1	0
McClellan, Albert	7	5	2	0	0	0	0	0	0	0
Brown, Chykie	3	3	0	0	0	0	0	1	0	0
Gorrer, Danny	3	3	0	0	0	0	0	4	0	0
Nakamura, Haruki	3	2	1	0	0	0	0	2	0	0
Foxworth, Domonique	2	1	1	0	0	0	0	0	0	0
Burgess, Prescott	1	0	1	0	0	0	0	0	0	0
Totals	902	657	245	48	290	15	175	112	21	12

2011 RAVENS SPECIAL TEAMS STATS

from Press Box Stats

Name	Total	Solo	Assists	FF	FR	Blocked Kicks
McClellan, Albert	12	10	2	0	0	0
Ayanbadejo, Brendon	9	9	0	0	1	0
Nakamura, Haruki	9	8	1	0	0	0
Zbikowski, Tom	7	7	0	0	0	0
Reed, David	4	3	1	0	0	0
Williams, LaQuan	4	3	1	0	0	0
Wilson, Kris	4	4	0	0	0	0
Jones, Edgar	3	3	0	0	0	0
Burgess, Prescott	2	2	0	0	0	0
Cook, Emanuel	2	2	0	0	0	0
Gorrer, Danny	2	2	0	0	0	0
McClain, Jameel	2	2	0	0	0	0
Pitta, Dennis	2	1	1	0	0	0
Smith, Jimmy	2	2	0	0	0	0
Williams, Chavis	2	1	1	0	0	0
Brown, Chykie	1	1	0	0	0	0
Ellerbe, Dannell	1	1	0	0	0	0
Jones, Arthur	1	1	0	0	0	0
Koch, Sam	1	1	0	0	0	0
McCann, Bryan	1	0	1	0	0	0
Totals	71	63	8	0	1	0

2011 TRANSACTIONS

- **Jan. 11:** Signed free agent **WR James Hardy** to a Reserve/Future contract.
- **Jan. 14:** Waived FB Jason McKie; Signed G/C Bryan Mattison from the practice squad to the 53-man roster.
- **Jan. 17:** Signed T Brady Bond, QB Hunter Cantwell, DB Danny Gorrer, WR Justin Harper, OLB Albert McClellan, T Andre Ramsey and RB Curtis Steele to Reserve/Future contracts
- **Feb. 10:** Signed free agent FB Jason McKie.
- **March 2:** Signed restricted free agent DT Lamar Divens.
- **March 3:** Signed free agent **T Eric Vanden Heuval**; DT Haloti Ngata signed franchise tender.
- **July 28:** Waived DT Lamar Divens and RB Curtis Steele; Terminated the contracts of vested veterans NT Kelly Gregg, TE Todd Heap, WR Derrick Mason and RB Willis McGahee; Signed 2011 Draft picks **RB Anthony Allen**, **CB Chykie Brown**, **WR Tandon Doss**, **DE Pernell McPhee**, **T Jah Reid**, **WR Torrey Smith** and **Tyrod Taylor**; Signed rookie free agents **DT Cornell Banks**, **C Tim Barnes**, **C Ryan Bartholomew**, **RB Damien Berry**, **G/C Justin Boren**, **WR Rodney Bradley**, **LB Josh Bynes**, **S Eugene Clifford**, **DT Bryan Hall**, **CB Talmadge Jackson**, **LB Anthony Leon**, **G Colin Madison**, **FB Ryan Mahaffey**, **WR Hakeem Moore**, **TE Johndrick Morris**, **DB Michael Ricks**, **DT Terron Sanders**, **WR Walter Sanders**, **LS Patrick Scales**, **S Mana Silva**, **DT Derek Simmons**, **CB Josh Victorian**, **LB Chavis Williams**, **WR LaQuan Williams**, **S Nate Williams**, **WR Terrell Zachery**.
- **July 29:** Signed draft pick **CB Jimmy Smith**; Re-signed unrestricted free agent G/T Marshal Yanda; Signed restricted free agents T Oniel Cousins, LB Tavares Gooden, LB Jameel McClain, S Haruki Nakamura and S Tom Zbikowski; Signed Exclusive Rights free agents LS Morgan Cox, LB Dannell Ellerbe, G/C Bryan Mattison and CB Cary Williams; Signed free agents LB Prescott Burgess, RB Jalen Parmele and WR Marcus Smith; Withdrew tender for DT Kelly Talavou; T Eric Vanden Heuval left squad.
- **July 30:** Re-signed DT Lamar Divens; Signed rookie free agent **T Alex Solot**.
- **Aug. 2:** Re-signed free agent CB Chris Carr; Signed unrestricted **FB Vonta Leach**; Waived T Alex Solot.
- **Aug. 4:** Signed unrestricted free agent **S Bernard Pollard**.
- **Aug. 5:** Waived FB Jason McKie.
- **Aug. 8:** Waived S Eugene Clifford and DB Michael Ricks; Signed free agent **TE Jonathan Stupar** and **TE Kris Wilson**.
- **Aug. 9:** Waived RB Walter Sanders; Signed unrestricted free agent **RB Ricky Williams** and free agent **G/T Kyle Calloway**.
- **Aug. 10:** Waived WR Hakeem Moore.
- **Aug. 13:** Acquired **WR Lee Evans** from the Buffalo Bills in exchange for a 2012 draft pick.
- **Aug. 15:** Waived DT Terron Sanders; Signed rookie free agent **K/P Jake Harfman**.
- **Aug. 21:** Waived G/T Kyle Calloway and G Colin Madison; Signed free agents **T Mark LeVoir** and **G/C Jason Murphy**.
- **Aug. 23:** Waived (Injured Reserve) DB Marcus Paschal; Signed rookie free agent **DE Michael McAdoo**.
- **Aug. 24:** Waived K/P Jake Harfman; Signed free agent **T Bryant McKinnie**.
- **Aug. 25:** Waived DB Marcus Paschal.
- **Aug. 28:** Waived DT Cornell Banks, C Ryan Bartholomew, T Brady Bond, WR Rodney Bradley, T Oniel Cousins, WR Justin Harper, LB Anthony Leon, TE Jonathan Stupar and WR Terrell Zachery.
- **Aug. 31:** Placed RB Matt Lawrence (head) on Injured Reserve
- **Sept. 3:** Placed T Ramon Harewood (ankle) on Injured Reserve; Terminated the contract of vested veteran LB Prescott Burgess; Waived (Injured Reserve) WR James Hardy; Waived C Tim Barnes, RB Damien Berry, G/C Justin Boren, LB Josh Bynes, QB Hunter Cantwell, DT Lamar Divens, TE Davon Drew, LB Tavares Gooden, DB Danny Gorrer, DT Bryan Hall, CB Talmadge Jackson, WR Brandon Jones, FB Ryan Mahaffey, TE Johndrick Morris, C Jason Murphy, RB Jalen Parmele, T Andre Ramsey, LS Patrick Scales, S Mana Silva, DT Derek Simmons, WR Marcus Smith, CB Josh Victorian, LB Chavis Williams and S Nate Williams.
- **Sept. 4:** Signed RB Damien Berry, G/C Justin Boren, QB Hunter Cantwell, DB Danny Gorrer, DT Bryan Hall, FB Ryan Mahaffey, S Mana Silva and LB Chavis Williams to the practice squad.
- **Sept. 5:** Signed free agent **C Andre Gurode**.
- **Sept. 6:** Waived S Mana Silva from the practice squad; Signed **T Austin Howard** to the practice squad.
- **Sept. 13:** Placed OLB Michael McAdoo (knee) on Injured Reserve.
- **Sept. 17:** Waived LB Jason Phillips; Signed DB Danny Gorrer from the practice squad to the 53-man roster.
- **Sept. 20:** Signed S Mana Silva to the practice squad.
- **Sept. 28:** Placed CB Dominique Foxworth (knee) on Injured Reserve; Signed LB Prescott Burgess to the 53-man roster.
- **Sept. 29:** Waived QB Hunter Cantwell from the practice squad; Signed WR Rodney Bradley to the practice squad.
- **Oct. 4:** Terminated the contract of vested veteran LB Prescott Burgess; Signed **CB Bryan McCann** to the 53-man roster.
- **Oct. 18:** Terminated the contract of vested veteran G/T Mark LeVoir; Signed LB Prescott Burgess to the 53-man roster.
- **Oct. 19:** Waived WR Rodney Bradley from the practice squad; Signed **T D.J. Jones** to the practice squad.
- **Nov. 1:** Waived S Mana Silva from the practice squad and signed WR Rodney Bradley to the practice squad; Placed LB Prescott Burgess (thigh) on Injured Reserve.
- **Nov. 2:** Signed **OLB Edgar Jones** to the 53-man roster.
- **Nov. 3:** Waived CB/RS Bryan McCann; Promoted OLB Chavis Williams from the practice squad to the 53-man roster.
- **Nov. 9:** Signed LB Josh Bynes to the practice squad.
- **Nov. 16:** Signed TE Davon Drew to the practice squad after FB Ryan Mahaffey was claimed by Indianapolis off the Ravens' practice squad.
- **Nov. 23:** Waived G/C Bryan Mattison; Signed LB Josh Bynes from the practice squad to the 53-man roster.
- **Nov. 28:** Signed **C Cecil Newton** and **T Kenny Wiggins** to the practice squad after T Austin Howard was claimed by the New York Jets off the practice squad.
- **Nov. 29:** Claimed **S Emanuel Cook** off NFL waivers (NYJ); Waived LB Josh Bynes.
- **Dec. 1:** Placed WR Rodney Bradley (back) on practice squad injured list; Signed LB Josh Bynes to the practice squad.
- **Dec. 2:** Waived (injury settlement) LB Prescott Burgess.
- **Dec. 21:** Placed OLB Chavis Williams (foot) on Injured Reserve; Signed **K Shayne Graham** to the 53-man roster.
- **Dec. 26:** Placed WR/RS David Reed (knee) on Injured Reserve.
- **Dec. 27:** Signed T D.J. Jones from the practice squad to the active roster; Signed **WR Patrick Williams** to the practice squad.
- **Jan. 3:** Terminated the contract of veteran K Shayne Graham; Signed G/C Justin Boren to the active roster from the practice squad; Signed **WR/RS Phillip Livas** to the practice squad.
- **Jan. 14:** Waived T D.J. Jones; Signed LB Josh Bynes from the practice squad to the 53-man roster.

(Bold denotes first time player has joined the Ravens.)