

NEW ENGLAND PATRIOTS PRESS RELEASE



SUPER BOWL CHAMPIONS
XXXVI, XXXVIII & XXXIX



Gillette Stadium ★ One Patriot Place ★ Foxborough, MA 02035 ★ 508.384.9105 ★ Fax: 508.543.9053 ★ www.patriots.com ★ http://media.patriots.com

PATRIOTS HOST BRONCOS IN DIVISIONAL PLAYOFF GAME

MEDIA SCHEDULE

TUESDAY, JANUARY 10

10:15-11:30 Media Check-In
10:50-11:10 Bill Belichick Media Availability
11:15 Tom Brady Media Availability
11:15-12:00 Open Locker Room
Approx. 1:15 Local Media Access to Practice
3:15 Tim Tebow Player Conf. Call
3:25 John Fox Conference Call

WEDNESDAY, JANUARY 11

10:45-11:30 Media Check-In
11:15-12:00 Open Locker Room
Approx. 1:10 Local Media Access to Practice

THURSDAY, JANUARY 12

TBA Media Check-In
TBA Bill Belichick Media Availability
TBA Open Locker Room
TBA Local Media Access to Practice

FRIDAY, JANUARY 13

Team Walkthrough- No media Access

2011 PATRIOTS RESULTS

REGULAR SEASON (13-3)

| Day | Date | Opponent | Score | Result |
|------|----------|-----------------|-------|--------|
| Mon. | Sept. 12 | at Miami | 38-24 | W |
| Sun. | Sept. 18 | San Diego | 35-21 | W |
| Sun. | Sept. 25 | at Buffalo | 31-34 | L |
| Sun. | Oct. 2 | at Oakland | 31-19 | W |
| Sun. | Oct. 9 | N.Y. Jets | 30-21 | W |
| Sun. | Oct. 16 | Dallas | 20-16 | W |
| Sun. | Oct. 23 | BYE WEEK | | |
| Sun. | Oct. 30 | at Pittsburgh | 17-25 | L |
| Sun. | Nov. 6 | N.Y. Giants | 20-24 | L |
| Sun. | Nov. 13 | at N.Y. Jets | 37-16 | W |
| Mon. | Nov. 21 | Kansas City | 34-3 | W |
| Sun. | Nov. 27 | at Philadelphia | 38-20 | W |
| Sun. | Dec. 4 | Indianapolis | 31-24 | W |
| Sun. | Dec. 11 | at Washington | 34-27 | W |
| Sun. | Dec. 18 | at Denver | 41-23 | W |
| Sat. | Dec. 24 | Miami | 27-24 | W |
| Sun. | Jan. 1 | Buffalo | 49-21 | W |

AFC EAST STANDINGS

| Team | W | L | T | Pct. | PF | PA |
|----------------|----|----|---|------|-----|-----|
| NEW ENGLAND | 13 | 3 | 0 | .813 | 513 | 342 |
| New York Jets | 8 | 8 | 0 | .500 | 377 | 363 |
| Miami Dolphins | 6 | 10 | 0 | .375 | 329 | 313 |
| Buffalo Bills | 6 | 10 | 0 | .375 | 372 | 434 |

PATRIOTS MEDIA WEBSITE

The Patriots' media-only website, located at <http://media.patriots.com>, will also serve as the team's primary credentialing system in 2011. Registered users can apply for credentials by clicking on the upper right corner of the page.

PATRIOTS 2011 MEDIA GUIDE

The Patriots 2011 Media Guide is online and updated throughout the season. Media can access the media guide at www.patriots.com by clicking on the team tab.

NEW ENGLAND PATRIOTS (0-0) vs. DENVER BRONCOS (1-0)

Saturday, January 14, 2012 ★ Gillette Stadium (68,756) ★ 8:00 p.m.

The AFC East Champion New England Patriots will host the AFC West Champion Denver Broncos in a Divisional Playoff game this Saturday evening at Gillette Stadium. The winner will advance to the AFC Championship. The Broncos advanced to the second round of the playoffs after a 29-23 overtime victory last Sunday against Pittsburgh. This week's game will be the third postseason meeting between the two teams, and the first in New England. The Patriots are 0-2 against Denver in the postseason after AFC Divisional round losses in 1986 and 2005.

BROADCAST INFORMATION

TELEVISION: This week's game will be broadcast to a national audience by CBS and can be seen in Boston on **WBZ-TV Channel 4**. **Jim Nantz** will handle play-by-play duties with **Phil Simms** providing color. The game will be produced by **Lance Barrow** and directed by **Mike Arnold**.

NATIONAL RADIO: Today's game will be broadcast to a national audience by **Westwood One Radio Sports**. **Dave Sims** and **James Lofton** will call the game. **Hub Arkush** will provide sideline analysis.

RADIO: 98.5 FM, The Sports Hub, is the flagship station for the **Patriots Radio Network**. A complete listing of the network's 37 stations can be found in this press release. Play-by-play broadcaster **Gil Santos** is in his 35th season as the voice of the Patriots and will call the action along with Patriots Hall of Famer **Gino Cappelletti**. **Scott Zolak** will provide sideline analysis.

PATRIOTS CLINCH PLAYOFF BERTH FOR THE 13TH TIME IN KRAFT'S 18 YEARS OF OWNERSHIP

The Patriots have qualified for the playoffs 19 times in their 52-year history. Thirteen of those playoff berths have come in the 18 seasons since Robert Kraft purchased the team in 1994, a dramatic contrast to the six total playoff berths that the team earned in its first 34 years of existence. New England has won 11 AFC East crowns under Kraft's leadership. New England has won 14 division crowns overall (13 AFC East Crowns and one AFL East crown) and has qualified as a Wild Card team on four occasions (1998, 1994, 1985 and 1976). The Patriots also qualified for the playoffs in 1982 as part of a 16-team tournament following a players' strike. The Patriots are guaranteed to host their 14th home playoff game in 18 years. The Patriots are 11-2 in those games. In the 34 years prior to Kraft's ownership, the Patriots hosted just one playoff game.



PATRIOTS EARN NUMBER ONE SEED IN AFC PLAYOFF FIELD FOR SECOND STRAIGHT SEASON

The victory over Buffalo in the 2011 season-finale earned the Patriots the number one seed in the AFC playoff field for the second straight season. The Patriots have now earned the number one seed four times (2011, 2010, 2007 and 2003) in the past nine seasons. New England is the first team since Philadelphia (2002, 2003 and 2004) to have the top seed in its conference in at least two straight years and is the first AFC team to have the first seed in two straight years since Buffalo in 1990 and 1991.

PATRIOTS DEDICATE 2011 SEASON TO MYRA KRAFT


The Patriots dedicated the 2011 season to the loving memory of Myra Kraft, who passed away on July 20 after a courageous battle with cancer. Every Patriots player and coach are honoring Myra's memory by wearing a patch with her initials on it in recognition of her lifelong contributions to the local and global philanthropic community and her influence on the charitable mission of the entire Patriots organization. The patch has been worn on the left chest of every player throughout the season.





ROBERT KRAFT NEWS & NOTES

Since Robert Kraft purchased the team in 1994, the Patriots have experienced one of the most dramatic turnarounds in the history of sports. Now in his 18th season of ownership, Kraft has transformed one of the league's least successful clubs into what many observers view as a model NFL franchise. In the five seasons immediately preceding his purchase (1989-93), the Patriots were a moribund team, winning just 19 of 80 games (.311 pct.) and recording the worst record in the NFL over that span. When he bought the franchise on Jan. 21, 1994, Kraft announced his intention to bring a championship to New England, a tall order considering the team's previous success rate. But under Kraft's leadership, the Patriots have won more division titles (11), conference crowns (5) and Super Bowl championships (3) than any other NFL team. The Patriots have made five Super Bowl appearances since Kraft purchased the team, a period during which no other NFL franchise has earned more than three berths. In Kraft's 18 seasons, the Patriots qualified for the playoffs 13 times, more than doubling the franchise's accomplishments during its first 34 seasons.



| | Pre-Kraft 1960-93 | 1989-93 | Kraft Era 1994-10 |
|---------------------|------------------------------|----------------|------------------------------|
| Overall Record | 225-276-9 | 19-61 | 210-104 |
| Winning Pct. | .450 | .311 | .669 |
| Super Bowl Titles | 0 | 0 | 3 |
| Conference Titles | 1 | 0 | 5 |
| Division Titles | 3 | 0 | 11 |
| Playoff Seasons | 6 | 0 | 13 |
| Playoff Record | 4-6 | -- | 17-9 |
| Home Playoff Games | 1 | 0 | 13 |
| Home Playoff Record | 0-1 | -- | 11-2 |

A CHAMPIONSHIP TRADITION

MULTIPLE LEAGUE CHAMPIONSHIPS SINCE 2001

| Team | League | Titles |
|-----------------------------|------------|----------|
| Los Angeles Lakers | NBA | 4 |
| New England Patriots | NFL | 3 |
| San Antonio Spurs | NBA | 3 |

HIGHEST WINNING PERCENTAGE IN MAJOR PROFESSIONAL SPORTS SINCE 2001

| Team | League | PCT |
|-----------------------------|------------|-------------|
| New England Patriots | NFL | .761 |
| San Antonio Spurs | NBA | .712 |
| Dallas Mavericks | NBA | .691 |
| Detroit Red Wings | NHL | .679 |
| Pittsburgh Steelers | NFL | .673 |
| Indianapolis Colts | NFL | .665 |

191 GAME SELLOUT STREAK

In the early 1990s, the Patriots seemed destined for relocation until Robert Kraft's purchase of the team rejuvenated local interest. In 1991, the season ticket base was just 17,635, barely enough to support the club. Now, the season-ticket base stands at a capped total of approximately 62,000 and more than 50,000 fans are on a season ticket waiting list. The Patriots have sold out 191 consecutive home games, including playoff and preseason games (dating back to the 1994 season opener)

SINCE ROBERT KRAFT PURCHASED THE TEAM IN 1994...

TOTAL VICTORIES SINCE 1994 (Regular Season)

| | |
|-----------------------------|------------|
| New England Patriots | 193 |
| Green Bay Packers | 185 |
| Pittsburgh Steelers | 184 |
| Indianapolis Colts | 172 |

TOTAL VICTORIES SINCE 1994 (Incl. Postseason)

| | |
|-----------------------------|------------|
| New England Patriots | 210 |
| Pittsburgh Steelers | 201 |
| Green Bay Packers | 200 |
| Indianapolis Colts | 183 |
| Denver Broncos | 174 |
| Philadelphia Eagles | 173 |

WINNING PERCENTAGE SINCE 1994 (Incl. Postseason)

| Team | W | L | T | Pct. |
|-----------------------------|------------|------------|----------|-------------|
| New England Patriots | 210 | 104 | 0 | .669 |
| Pittsburgh Steelers | 201 | 113 | 1 | .640 |
| Green Bay Packers | 200 | 113 | 0 | .639 |
| Indianapolis Colts | 183 | 128 | 0 | .588 |
| Denver Broncos | 174 | 128 | 0 | .576 |
| Philadelphia Eagles | 173 | 135 | 2 | .561 |
| Minnesota Vikings | 160 | 143 | 0 | .528 |

SUPER BOWL CHAMPIONSHIPS SINCE 1994

| | |
|-----------------------------|----------|
| New England Patriots | 3 |
| Green Bay | 2 |
| Pittsburgh Steelers | 2 |
| Denver Broncos | 2 |
| 8 Teams | 1 |

CONFERENCE CHAMPIONSHIPS SINCE 1994

| | |
|-----------------------------|----------|
| New England Patriots | 5 |
| Pittsburgh Steelers | 4 |
| Green Bay Packers | 3 |
| Denver Broncos | 2 |
| St. Louis Rams | 2 |
| Indianapolis Colts | 2 |
| New York Giants | 2 |
| 14 Teams | 1 |

DIVISION CHAMPIONSHIPS SINCE 1994

| | |
|-----------------------------|-----------|
| New England Patriots | 11 |
| Pittsburgh Steelers | 10 |
| Green Bay Packers | 8 |
| Indianapolis Colts | 8 |

PLAYOFF VICTORIES SINCE 1994

| | |
|-----------------------------|-----------|
| New England Patriots | 17 |
| Pittsburgh Steelers | 17 |
| Green Bay Packers | 15 |
| Philadelphia Eagles | 11 |
| Indianapolis Colts | 11 |

PLAYOFF GAMES PLAYED SINCE 1994

| | |
|-----------------------------|-----------|
| Pittsburgh Steelers | 27 |
| New England Patriots | 26 |
| Green Bay Packers | 25 |
| Indianapolis Colts | 23 |
| Philadelphia Eagles | 22 |
| Denver Broncos | 14 |
| San Francisco 49ers | 13 |

PLAYOFF SEASONS SINCE 1994

| | |
|-----------------------------|-----------|
| New England Patriots | 13 |
| Indianapolis Colts | 13 |
| Green Bay Packers | 13 |
| Pittsburgh Steelers | 12 |
| Philadelphia Eagles | 11 |
| Dallas Cowboys | 9 |

PLAYOFF WINNING PERCENTAGE SINCE 1994

| Team | W | L | Pct. |
|-----------------------------|-----------|----------|-------------|
| New Orleans Saints | 6 | 3 | .667 |
| New England Patriots | 17 | 9 | .654 |
| Pittsburgh Steelers | 17 | 10 | .630 |
| Arizona Cardinals | 5 | 3 | .625 |
| Denver Broncos | 9 | 5 | .643 |
| Green Bay Packers | 15 | 10 | .600 |
| Baltimore Ravens | 9 | 6 | .600 |
| Carolina Panthers | 6 | 4 | .600 |

KEY TO LOCKOUT'S END

Robert Kraft played a key role in helping reach a deal with the NFL players that ended the lockout. At the press conference to announce the agreement, Indianapolis Colts center Jeff Saturday commented on Kraft's role in the negotiations, "Without him, this deal does not get done. He is a man who helped us save football and we're so [grateful] for that. We're [grateful] for his family and for the opportunity he presented to get this deal done."



PATRIOTS HOME DOMINANCE



Since the Patriots moved to Gillette Stadium in 2002, they have celebrated more regular season and postseason wins than any other team in the NFL. The Patriots have the highest point differential at home in that time and are among the top three offensive and defensive leaders at home. The Patriots home dominance is especially strong against NFC teams.

REGULAR SEASON HOME RECORD SINCE 2002

| Rank | Team | W | L | T | Pct. |
|------|--------------------|----|----|---|-------|
| 1 | New England | 67 | 13 | 0 | 0.838 |
| 2 | Baltimore | 61 | 19 | 0 | 0.763 |
| 3 | Indianapolis | 59 | 21 | 0 | 0.738 |
| 4 | Pittsburgh | 58 | 21 | 1 | 0.731 |
| 5 | San Diego | 55 | 25 | 0 | 0.688 |

HOME PLAYOFF RECORD SINCE 2002 (MIN. 5 GAMES)

| Rank | Team | W | L | Pct |
|------|--------------------|---|---|-------|
| 1 | Seattle | 5 | 1 | 0.833 |
| 2 | New England | 7 | 2 | 0.778 |
| 3t | Philadelphia | 5 | 2 | 0.714 |
| 3t | Pittsburgh | 5 | 2 | 0.714 |
| 5 | Indianapolis | 6 | 3 | 0.667 |

HOME RECORD SINCE 2002 (INCLUDING PLAYOFFS)

| Rank | Team | W | L | T | Pct. |
|------|--------------------|----|----|---|-------|
| 1 | New England | 74 | 15 | 0 | 0.831 |
| 2 | Baltimore | 61 | 21 | 1 | 0.744 |
| 3 | Pittsburgh | 64 | 23 | 0 | 0.736 |
| 4 | Indianapolis | 65 | 24 | 0 | 0.730 |
| 5 | San Diego | 57 | 28 | 0 | 0.671 |

HOME RECORD AFTER HALLOWEEN SINCE 2002

| Rank | Team | W | L | T | Pct. |
|------|--------------------|----|----|---|-------|
| 1 | New England | 35 | 8 | 0 | 0.814 |
| 2 | Green Bay | 34 | 10 | 0 | 0.773 |
| 3 | Baltimore | 36 | 11 | 0 | 0.766 |
| 4 | Indianapolis | 37 | 13 | 0 | 0.740 |
| 5 | San Diego | 32 | 14 | 0 | 0.696 |

HOME RECORD VS. NFC SINCE 2002

| Rank | Team | W | L | T | Pct. |
|------|--------------------|----|---|---|-------|
| 1 | New England | 18 | 2 | 0 | 0.900 |
| 2 | Pittsburgh | 17 | 2 | 1 | 0.875 |
| 3 | Baltimore | 18 | 3 | 0 | 0.857 |
| 4 | Jacksonville | 15 | 6 | 0 | 0.714 |
| 5 | Indianapolis | 14 | 6 | 0 | 0.700 |

HOME RECORD VS DIVISIONAL OPPONENTS SINCE 2002

| Rank | Team | W | L | T | Pct. |
|------|--------------------|----|----|---|-------|
| 1t | New England | 25 | 5 | 0 | 0.833 |
| 1t | Indianapolis | 25 | 5 | 0 | 0.833 |
| 3 | Green Bay | 23 | 7 | 0 | 0.767 |
| 4t | Seattle | 22 | 8 | 0 | 0.733 |
| 4t | Pittsburgh | 22 | 8 | 0 | 0.733 |
| 6 | San Diego | 21 | 9 | 0 | 0.724 |
| 7 | Minnesota | 20 | 10 | 0 | 0.667 |

POINT DIFFERENTIAL AT HOME SINCE 2002

| Rank | Team | Point Differential |
|------|--------------------|--------------------|
| 1 | New England | 826 |
| 2 | Baltimore | 696 |
| 3 | San Diego | 624 |
| 4 | Pittsburgh | 604 |
| 5 | Indianapolis | 579 |

POINTS ALLOWED PER GAME AT HOME SINCE 2002

| Rank | Team | Points Allowed |
|------|--------------------|----------------|
| 1 | Baltimore | 15.6 |
| 2 | New England | 16.6 |
| 3 | Pittsburgh | 16.8 |
| 4 | New York Jets | 18.0 |
| 5 | Jacksonville | 18.6 |

POINTS SCORED PER GAME AT HOME SINCE 2002

| Rank | Team | Points Scored |
|------|--------------------|---------------|
| 1 | San Diego | 27.8 |
| 2 | New England | 27.0 |
| 3 | Green Bay | 26.9 |
| 4 | Indianapolis | 26.1 |
| 5 | New Orleans | 25.8 |



PATRIOTS VS. BRONCOS

SERIES HISTORY

The Patriots and Broncos will meet for the 45th time in series history and for the third time in the postseason. New England traveled to Denver on Dec. 18, 2011 and overcame a 16-7 deficit to beat Denver, 41-23.

Denver leads the all-time regular-season series with a 25-17 advantage and has lost both postseason meetings between the two. New England lost a Divisional playoff game at Denver during the 1986 and 2005 playoffs. Both of those games were played in Denver.

Of the 44 previous games in the series, 27 have been played in Denver. The Patriots have played more games against the Broncos than any other team that has never been in New England's division. The Patriots are 8-9 all-time against Denver in Foxborough, including 1-2 against Denver at Gillette Stadium.

The history between the teams dates back to the first days of the American Football League in 1960. The Patriots played the Broncos in the inaugural game of each franchise, a 13-10 Denver win on Sept. 9, 1960 at B.U. Field. The teams squared off twice a year in the decade prior to the AFL-NFL merger, with the Patriots taking a 10-7 advantage out of those games.



Regular Season – Broncos 25, Patriots 17

| Date | Result | Score | H/A | Stadium |
|----------|--------|------------|-----|------------------------|
| 09/09/60 | L | 10-13 | H | B.U. Field |
| 10/23/60 | L | 24-31 | A | Bears Stadium |
| 09/16/61 | W | 45-17 | H | B.U. Field |
| 12/03/61 | W | 28-24 | A | Bears Stadium |
| 09/21/62 | W | 41-16 | H | Boston U. Field |
| 11/11/62 | W | 33-29 | A | Bears Stadium |
| 09/29/63 | L | 10-14 | A | Bears Stadium |
| 10/18/63 | W | 40-21 | H | Fenway Park |
| 10/04/64 | W | 39-10 | A | Bears Stadium |
| 11/20/64 | W | 12-7 | H | Fenway Park |
| 09/24/65 | L | 10-27 | H | Fenway Park |
| 12/12/65 | W | 28-20 | A | Bears Stadium |
| 09/18/66 | W | 24-10 | A | Bears Stadium |
| 11/06/66 | L | 10-17 | H | Fenway Park |
| 09/03/67 | L | 21-26 | A | Bears Stadium |
| 09/29/68 | W | 20-17 | A | Bears Stadium |
| 11/03/68 | L | 14-35 | H | Fenway Park |
| 09/14/69 | L | 7-35 | A | Mile High Stadium |
| 12/17/72 | L | 21-45 | A | Mile High Stadium |
| 11/28/76 | W | 38-14 | H | Schaefer Stadium |
| 11/11/79 | L | 10-45 | A | Mile High Stadium |
| 09/29/80 | W | 23-14 | H | Schaefer Stadium |
| 11/04/84 | L | 19-26 | A | Mile High Stadium |
| 09/28/86 | L | 20-27 | A | Mile High Stadium |
| 12/06/87 | L | 20-31 | A | Mile High Stadium |
| 12/17/88 | L | 10-21 | A | Mile High Stadium |
| 10/27/91 | L | 6-9 | H | Foxboro Stadium |
| 12/01/91 | L | 3-20 | A | Mile High Stadium |
| 10/08/95 | L | 3-37 | H | Foxboro Stadium |
| 11/17/96 | L | 8-34 | H | Foxboro Stadium |
| 10/06/97 | L | 13-34 | A | Mile High Stadium |
| 09/07/98 | L | 21-27 | A | Mile High Stadium |
| 10/24/99 | W | 24-23 | H | Foxboro Stadium |
| 10/01/00 | W | 28-19 | A | Mile High Stadium |
| 10/28/01 | L | 20-31 | A | Invesco Field |
| 10/27/02 | L | 16-24 | H | Gillette Stadium |
| 11/03/03 | W | 30-26 | A | Invesco Field |
| 10/16/05 | L | 20-28 | A | Invesco Field |
| 9/24/06 | L | 7-17 | H | Gillette Stadium |
| 10/20/08 | W | 41-7 | H | Gillette Stadium |
| 10/11/09 | L | 17-20 (OT) | A | Invesco Field |
| 12/18/11 | W | 41-23 | A | Sports Authority Field |

Playoffs – Broncos 2, Patriots 0

| Date | Result | Score | H/A | Stadium |
|----------|--------|-------|-----|-------------------|
| 01/04/87 | L | 17-22 | A | Mile High Stadium |
| 01/14/06 | L | 13-27 | A | Invesco Field |

SERIES BREAKDOWN

(Including Playoffs)

| | |
|----------------------------|-----------------------------------|
| Overall Record | 17-27 (Including 0-2 in playoffs) |
| Record in New England | 8-9 |
| Record in Denver | 9-18 (Including 0-2 in playoffs) |
| Total Points in the Series | Denver 1020, Patriots 905 |
| Bill Belichick vs. Denver | 4-10 (4-6 with New England) |
| John Fox vs. New England | 1-3 overall |

TALE OF THE TAPE

| 2011 Regular Season | New England | Denver |
|--------------------------|-------------|------------|
| Record | 13-3 | 8-8 |
| Divisional Standings | 1st | 1st |
| Total Yards Gained | 6,848 | 5,066 |
| Total Offense (Rank) | 428.0 (2) | 316.6 (23) |
| Rush Offense | 110.3 (20) | 164.5 (1) |
| Pass Offense | 317.8 (2) | 152.1 (31) |
| Points Per Game | 32.1 (3) | 19.3 (25) |
| Total Yards Allowed | 6,577 | 5,725 |
| Total Defense (Rank) | 411.1 (31) | 357.8 (20) |
| Rush Defense | 117.1 (17) | 126.3 (22) |
| Pass Defense | 293.9 (31) | 231.5 (24) |
| Points Allowed/Game | 21.4 (15) | 24.4 (1) |
| Possession Avg. | 28:47 | 28:51 |
| Sacks Allowed/Yards Lost | 32/173 | 42/274 |
| Sacks Made/Yards | 40/274 | 41/283 |
| Total Touchdowns Scored | 61 | 36 |
| Penalties Against/Yards | 87/815 | 101/842 |
| Punts/Avg. | 57/46.5 | 101/47.4 |
| Turnover Differential | +17 (3) | -12 (26t) |

QUICK HITS

- The Broncos are the only team the Patriots have lost to twice in the playoffs (1986 and 2005). New England's 13 other playoff losses have been to 13 different clubs.
- In Belichick's first two wins at Denver (10/1/00 and 11/3/03) he took intentional safeties in the second half to help secure the win.
- K Stephen Gostkowski's longest field goal was a 53-yarder at Denver on Oct. 11, 2009.

BRADY VS. DENVER

Tom Brady is 2-5 against the Broncos in the regular season and 0-1 against Denver in the postseason following a 2005 AFC Divisional playoff loss in Denver. Denver is the only team that Brady has a losing record against.

Tom Brady vs. Denver (2-5) (regular season)

| Date | H/A | A | C | Yd | TD | I | W/L | Score |
|---------------|-----|------------|------------|-------------|-----------|----------|------------|------------|
| 10/28/01 | A | 38 | 25 | 203 | 2 | 4 | L | 20-31 |
| 10/27/02 | H | 29 | 15 | 130 | 1 | 0 | L | 16-24 |
| 11/3/03 | A | 35 | 20 | 350 | 3 | 1 | W | 30-26 |
| 10/16/05 | A | 46 | 24 | 299 | 1 | 0 | L | 20-28 |
| 9/24/06 | H | 55 | 31 | 320 | 1 | 0 | L | 7-17 |
| 10/11/09 | A | 33 | 19 | 215 | 2 | 0 | L | 17-20 (OT) |
| 12/18/11 | A | 34 | 23 | 320 | 2 | 0 | W | 41-23 |
| Totals | | 270 | 157 | 1837 | 12 | 5 | 2-5 | |

Tom Brady vs. Denver (0-1) (postseason)

| Date | H/A | A | C | Yd | TD | I | W/L | Score |
|----------|-----|----|----|-----|----|---|-----|-------|
| 01/14/06 | A | 36 | 20 | 341 | 1 | 2 | L | 13-27 |

LAST MEETING:

PATRIOTS 41, DENVER 23

December 18, 2011 ★ Sports Authority Field at Mile High

| | 1 | 2 | 3 | 4 | Final |
|----------------------|----|----|---|---|-------|
| New England Patriots | 7 | 20 | 7 | 7 | 41 |
| Denver Broncos | 13 | 3 | 0 | 7 | 23 |

The New England Patriots won their sixth straight game and their third straight AFC East title by overcoming a 16-7 deficit and an awful first quarter to beat the Denver Broncos, 41-23.

The Patriots were outgained on the ground 167 to 4 in the first quarter. Denver scored on their first three drives before three second quarter turnovers turned things in the favor of New England, who improved to an 11-3 overall record.



PATRIOTS VS. BRONCOS

LAST MEETING: (continued) PATRIOTS 41, DENVER 23

Tom Brady completed 23-of-34 passes for 320 yards with two touchdowns, and TE Aaron Hernandez had a career day with 9 receptions for 129 yards and a touchdown.

After Denver took a 16-7 lead early in the second quarter, Brady methodically moved the Patriots to the Denver 1-yard line before completing a touchdown pass to Hernandez to make it 16-14. Denver fumbled on its next two possessions to lead to 10 New England points and a 24-16 Patriots lead. DT Ron Brace forced a fumble on a big hit on Denver RB Lance Ball and LB Rob Ninkovich recovered the ball at the Denver 19-yard line. The Patriots moved to the 3-yard line before settling for a field goal and a 17-16 lead. On the third play of Denver's ensuing drive, DE Mark Anderson forced and recovered a QB Tim Tebow fumble at the Denver 40-yard line. A 25-yard pass from Brady to Hernandez helped set up a 1-yard touchdown run by Brady to extend the New England lead to 24-16. Denver muffed a punt that was recovered by LB Dane Fletcher at the Denver 16-yard line with three seconds to play and New England added a field goal for a 20-point second quarter and a 27-16 halftime lead.

After RB Danny Woodhead scored on a 10-yard touchdown run in the third quarter for a 34-16 lead, Denver QB Tim Tebow scored on a 2-yard keeper with 8:41 left to play to pull the Broncos to 34-23. Brady responded in a big way, leading the Patriots on a 9-play, 80-yard scoring drive that ended with a 1-yard touchdown run by RB BenJarvus Green-Ellis.

Denver opened the game with an 80-yard drive that ended when Tebow scored on a 9-yard run into the end zone. The Broncos extra point attempt failed, and New England responded with a 5-play 80-yard drive that ended with a 33-yard touchdown pass from Brady to WR Chad Ochocinco. The drive was highlighted by a 46-yard pass from Brady to Hernandez.

Denver answered with a drive that ended with a 32-yard touchdown by Ball to recapture the lead at 13-7. Denver added a field goal early in the second quarter for a 16-7 lead before New England scored the next 27 points in the game to take command of the game.

CONNECTIONS

New England Ties

- Denver offensive line coach **Dave Magazu** attended Springfield College, Mass. 1976-80, where he played defensive line. Prior to joining the NFL, Magazu was the offensive line coach at Boston College from 1999-02.

Denver, Colo. Ties

- Rookie **T Nate Solder**, drafted in the 1st round (17 overall) in the 2011 draft, attended the University of Colorado. Solder originally was brought in to play tight end for Colorado before eventually switching over to the tackle position. He is from Buena Vista, Colo.

Former Patriots

- **LS Lonie Paxton** signed with the Patriots as an undrafted free agent in 2000 and remained with the organization until 2008. He is known for his snow angel after former K Adam Vinatieri kicked a game winning field goal in overtime to send the Patriots to the 2001 AFC Championship game.
- **DT Ty Warren** was drafted by the Patriots in the 1st round (13th overall) in the 2003 draft. Warren, who recorded 20.5 sacks with New England, was a staple on the Patriots defensive line until his final season in 2010.
- **G Russ Hochstein** was an offensive lineman and special teams member for the Patriots from 2002-08.
- **DB Jonathan Wilhite** played with the Patriots from 2008-10 and recorded three interceptions in 15 starts for New England.

Former Teammates

- **LB Tracy White**, **S Brian Dawkins**, and **LB Joe Mays** played on the same side of the ball in Philadelphia from 2008-09.

CONNECTIONS (continued)

- **DB Andre Goodman** played in Miami from 2006-08 and played one season each with **WR Wes Welker (2006)**, **LB Rob Ninkovich (2007)**, and **G Donald Thomas (2008)**.
- **DE Mark Anderson** played with **DB Chris Harris** for the Chicago Bears during the 2006 season.
- **LB Rob Ninkovich** played with **K Matt Prater** in Miami during the 2007 season.
- **G Donald Thomas** protected the quarterback with **G Manny Ramirez** for the Detroit Lions in 2010.
- **S James Ihedigbo** and **RB Xavier Omon** were teammates for 10 days in New York with the Jets during the 2010 season.
- **WR Wes Welker** played two seasons with **DT Kevin Vickerson** in Miami from 2005-06.

Former Broncos

- Head Coach **Bill Belichick** was the assistant special teams/assistant to the defensive coordinator for the Broncos during the 1978 season.
- Special teams coach, **Scott O'Brien**, was the special teams' coordinator for the Denver Broncos (2007-08)

Former College Teammate

- **LB Jerod Mayo**, **P Britton Colquitt**, and **DE Robert Ayers** went to the University of Tennessee and played together from 2005-07.
- **LB Gary Guyton** and **WR Demaryius Thomas** were teammates during Guyton's final season with Georgia Tech.
- **S Sergio Brown** and **S David Bruton** played together from 2006-09 at Notre Dame.
- **LB Brandon Spikes**, **TE Aaron Hernandez**, **LB Jermaine Cunningham**, and **QB Tim Tebow** were teammates at Florida and were all crucial to the team winning the BCS National Championship in 2009.
- **DT Vince Wilfork** and **LB D.J. Williams** played for the Miami Hurricanes from 2001-03.
- **WR Matthew Slater** played with **WR Matthew Willis** at UCLA. Slater and Willis played for the Bruins from 2004-07. **QB Brian Hoyer** and **WR Mark Dell** made a great duo for two seasons at Michigan State (2007-08). Dell caught 56 passes for 899 yards and 5 touchdowns from Hoyer over the QB's junior and senior season.
- **RB Shane Vereen** played with **DB Syd'Quan Thompson** at the University of California from 2007-09.
- **RB BenJarvus Green-Ellis** and **DB Cassius Vaughn** played together at the University of Mississippi for one season.

2012 PATRIOTS OPPONENTS

In 2012 the Patriots will play each of the other AFC East rivals twice and will play one game against each of the AFC South and NFC West teams. As the first-place team in the AFC East, the Patriots will play the first-place teams of the AFC West (Denver) and the AFC North (Baltimore).

| HOME | | | | AWAY | | | |
|---------------------|----|----|------|----------------------|----|----|------|
| Team | W | L | Pct. | Team | W | L | Pct. |
| San Francisco 49ers | 13 | 3 | .813 | Baltimore Ravens | 12 | 4 | .750 |
| Houston Texans | 10 | 6 | .625 | Tennessee Titans | 9 | 7 | .563 |
| Denver Broncos | 8 | 8 | .500 | New York Jets | 8 | 8 | .500 |
| New York Jets | 8 | 8 | .500 | Seattle Seahawks | 7 | 9 | .438 |
| Arizona Cardinals | 8 | 8 | .500 | Miami Dolphins | 6 | 10 | .375 |
| Miami Dolphins | 6 | 10 | .375 | Buffalo Bills | 6 | 10 | .375 |
| Buffalo Bills | 6 | 10 | .375 | Jacksonville Jaguars | 5 | 11 | .313 |
| Indianapolis Colts | 2 | 14 | .125 | St. Louis Rams | 2 | 14 | .125 |



PATRIOTS 2011 TEAM NOTES

SEASON NUMBERS

TOM BRADY

- Tom Brady finished the season with 5,235 passing yards and joins Drew Brees (5,476 in 2011 and 5,069 in 2008), Dan Marino (5,084 in 1984) and Matthew Stafford (5,038 in 2011) as the only quarterbacks in NFL history to reach 5,000 passing yards in a single season.
- Brady finished the season with 39 touchdown passes, marking the second highest total of his career, trailing his NFL-record 50 scoring tosses in 2007. Brady joins Dan Marino (48 in 1984 and 44 in 1986) as the only players in NFL history with at least two different seasons with 39 or more touchdown passes.
- Brady has a current streak of 32 straight games with at least one touchdown pass, a Patriots team record. Brady's streak is fourth all-time. The NFL record is 47 by Johnny Unitas (1956-57), followed by Drew Brees with 43 and Brett Favre with 36.
- Brady has 300 career touchdowns and became the sixth player in NFL history to reach 300 touchdown passes, joining Brett Favre, Dan Marino, Peyton Manning, Fran Tarkenton and John Elway. Brady is tied with Elway for fifth on the NFL's all-time list.

JULIAN EDELMAN

- Julian Edelman (2009-11) has the highest career punt return average in Patriots history with a 12.4-yard average (55-684), ahead of Mack Herron (12.0).
- He became the fourth Patriots player with two or more punt returns for a touchdown after his 72-yard touchdown return vs. Kansas City (11/21), joining Troy Brown (3), Irving Fryar (3) and Mike Haynes (2).

ROB GRONKOWSKI

- Rob Gronkowski finished the season with 17 receiving touchdowns to set the NFL record for most touchdown receptions by a tight end in NFL history. Vernon Davis (SF) in 2009 and Antonio Gates (SD) in 2004 had 13. Including his 2-yard touchdown run vs. Indianapolis (12/4), Gronkowski had 18 total touchdowns this season – the highest number of combined touchdowns by a tight end in NFL history.
- Gronkowski finished with 1,327 receiving yards, surpassing Kellen Winslow's record of 1,290 receiving yards with San Diego in 1980 for most receiving yards in a season by a tight end.

WES WELKER

- Wes Welker finished the season with 1,569 receiving yards to set the franchise record, topping Randy Moss who had 1,493 receiving yards in 2007.
- Welker finished the season with 122 receptions, a total that is tied for the fourth-highest single-season total in NFL history. The 120-plus catch season was the second time in Welker's career he has passed the 120-reception mark (123 in 2009 and 122 in 2011), joining Cris Carter (122 in 1995 and 122 in 1994) as the only players to have 120-plus receptions twice in a career.
- With over 100 receptions in 2011, Welker joined Marvin Harrison and Jerry Rice as the only NFL players with four 100-reception seasons.

KYLE ARRINGTON

- Kyle Arrington finished in a three-way tie for the NFL lead with seven interceptions. Eric Weddle of San Diego and Charles Woodson of Green bay also had seven interceptions. The last Patriots player to lead the NFL in interceptions was Asante Samuel with 10 in 2006.

JERDO MAYO

- Jerod Mayo finished the 2011 season with 103 total tackles, registering 100 tackles for the fourth straight year. He is the first player in New England history to register 100 tackles in his first four NFL seasons. He is the fifth Patriots player to register at least four consecutive 100 tackle seasons.

NFL'S BEST AT HOME

Since their state-of-the-art facility opened at the beginning of the 2002 season, the Patriots own the NFL's best record at home overall. The Patriots own an overall record of 67-13 (.838) at Gillette Stadium in regular season games and a 74-15 (.831) record including playoffs.

BEST HOME RECORDS SINCE 2002

(including playoffs)

| Team | W | L | T | Pct. |
|--------------------|-----------|-----------|----------|-------------|
| New England | 74 | 15 | 0 | .831 |
| Baltimore | 61 | 21 | 0 | .744 |
| Pittsburgh | 64 | 23 | 1 | .733 |
| Indianapolis | 65 | 24 | 0 | .730 |
| San Diego | 57 | 28 | 0 | .671 |
| Seattle | 56 | 30 | 0 | .651 |
| Philadelphia | 55 | 33 | 0 | .625 |

PATRIOTS ARE SHARP AT GILLETTE

The Patriots concluded a 20-game home winning streak with a 24-20 loss to the New York Giants on Nov. 6, 2011. It was the longest home win streak in team history. The Patriots own an overall record of 67-13 (.838) at Gillette Stadium in regular season games. Since their state-of-the-art facility opened at the beginning of the 2002 season, the Patriots own the NFL's best record at home all-time.

The teams with the highest winning percentage at a stadium since 1970 (minimum 25 games):

| Team | Stadium | W-L-T | WIN PCT. |
|--------------------|-------------------------|--------------|-------------|
| New England | Gillette Stadium | 67-13 | .838 |
| Miami | Orange Bowl | 101-22-1 | .819 |
| Pittsburgh | Heinz Field | 65-22-1 | .744 |
| Minnesota | Metropolitan Stadium | 64-23-1 | .733 |
| LA Rams | Memorial Coliseum | 53-20-2 | .726 |

LONGEST HOME WINNING STREAK / PATRIOTS HISTORY (REG. SEASON)

| Streak | First Win | Last Win |
|-----------|----------------------|----------------------|
| 20 | Dec. 12, 2008 | Oct. 16, 2011 |
| 18 | Dec. 29, 2002 | Sept. 8, 2005 |
| 12 | Nov. 26, 2006 | Sept. 7, 2008 |
| 10 | Sept. 18, 1976 | Oct. 30, 1977 |

TWO PATRIOTS REACH 1,000 YARDS

Wes Welker (1,569) and Rob Gronkowski (1,327) both finished with over 1,000 yards receiving. It is the fifth time in team history that New England had two players over 1,000 receiving yards. Welker and Randy Moss had three straight seasons with 1,000 yards (2007-09). Welker and Moss became the sixth group of NFL teammates to have three straight 1,000 yard seasons. The Patriots also had two receivers reach 1,000 yards in 1979.

TOM BRADY AND WES WELKER BECOME THE 12TH TO SCORE ON A 99-YARD PASS PLAY

Tom Brady connected with Wes Welker on a 99-yard touchdown in the fourth quarter of the 2011 season-opener at Miami (9/12). The 99-yard play tied the NFL record for the longest offensive play, which has been accomplished 14 times. There have been 13 pass plays and one running play for 99 yards. Listed below are the 14 99-yard plays.

(13) 99-YARD PASS PLAYS

Frank Filchock to Andy Farkas, Wash. vs. Pitt. – Oct. 15, 1939
 George Izo to Bobby Mitchell, Wash. vs. Clev. – Sept. 15, 1963
 Karl Sweetan to Pat Studstill, Det. vs. Balt. – Oct. 16, 1966
 Sonny Jurgensen to Gerry Allen, Wash. vs. Chic. – Sept. 15, 1968
 Jim Plunkett to Cliff Branch, LA Raiders vs. Wash. – Oct. 2, 1983
 Ron Jaworski to Mike Quick, Phil. vs. Atl. – Nov. 10, 1985
 Stan Humphries to Tony Martin, SD. vs. Sea. -Sept. 18, 1994
 Brett Favre to Robert Brooks, GB vs. Chic. – Sept. 11, 1995
 Trent Green to Marc Boerigter, KC vs. SD. – Dec. 22, 2002
 Jeff Garcia to Andre Davis, Clev. vs. Cin. – Oct. 17, 2004
 Gus Ferrotte to Bernard Berrion, Minn. vs. Chi. – Nov. 30, 2008

Tom Brady to Wes Welker, NE at Mia. – Sept. 12, 2011

Eli Manning to Victor Cruz, NY Giants at NY Jets – Dec. 24, 2011

(1) 99-YARD RUN PLAY

Tony Dorsett, Dal. vs. Minn.- Jan. 3, 1983



PATRIOTS 2011 TEAM NOTES

PATRIOTS SET FRANCHISE RECORD WITH 622 TOTAL YARDS IN 2011 OPENER

The Patriots 622 total yards at Miami (9/12) in the 2011 season opener is a franchise record. The previous high was 619 yards vs. Tennessee on Oct. 18, 2009. The Patriots now have two games in their history with 600 or more total yards.

NFL'S BEST ROAD WARRIORS

Since the start of the 2000 season, the Patriots have the best regular-season road record at 63-33 (.656).

| TEAM | RECORD | PCT. |
|--------------|---------|------|
| New England | 63-33 | .656 |
| Philadelphia | 62-33-1 | .651 |
| Indianapolis | 59-37 | .615 |
| Pittsburgh | 59-37 | .615 |

PATRIOTS FORCE TURNS

The Patriots lead the NFL with a +123 turnover margin since the 1994 season, including a league-leading and franchise record +28 in 2010 and an AFC leading +17 in 2011 that was third to San Francisco's +28 and Green Bay +24. The Patriots +17 is 10 higher than the second place AFC team (Houston at +7)

NFL TURNOVER MARGIN SINCE 1994

| Rank | Team | Turnover Margin |
|------|-------------|-----------------|
| 1. | New England | +123 |
| 2. | Kansas City | +102 |
| 3. | Green Bay | +70 |

PATRIOTS SCORE TOUCHDOWNS

The Patriots scored 61 total touchdowns in 2011. That number is third in team history to the 75 scored in 2007 and the 65 scored in 2010.

MOST TOUCHDOWNS IN A SEASON / PATRIOTS

| |
|---------------------|
| 75 in 2007 |
| 65 in 2010 |
| 61 in 2011 |
| 52 in 1961 and 1980 |

PATRIOTS REACHED 400 POINTS FOR THE FIFTH STRAIGHT YEAR

The Patriots finished the season with 513 points for their fifth straight season of 400 or more points and their second straight season with over 500 points. The 513 points are third in team history. The Patriots are the third team to ever have at least five straight 400-point seasons. Indianapolis had five straight (2003-07) and San Diego has a current streak of eight straight 400 point seasons (2004-11).

MOST POINTS SCORED IN A SEASON BY THE PATRIOTS

| |
|--------------------|
| 589 in 2007 |
| 518 in 2010 |
| 513 in 2011 |
| 441 in 1980 |

PATRIOTS ON POINT

The Patriots averaged 32.1 points per game in 2011. That average ranks third all-time in team history.

HIGHEST AVG. POINTS PER GAME BY THE PATRIOTS

| |
|---------------------|
| 36.8 in 2007 |
| 32.4 in 2010 |
| 32.1 in 2011 |
| 29.5 in 1961 |

PATRIOTS SET FRANCHISE RECORD FOR MOST TOTAL NET YARDS IN 2011

The Patriots finished the 2011 season with 6,848 total net yards, setting a new franchise record for most total net yards in a season. That total is fourth all-time in NFL history.

MOST TOTAL NET YARDS/SEASON PATRIOTS

| |
|----------------------|
| 6,848 in 2011 |
| 6,580 in 2007 |
| 6,357 in 2009 |

MOST TOTAL NET YARDS/ NFL

| | |
|--------------|-------------------------|
| 7,474 | New Orleans in 2011 |
| 7,075 | St. Louis in 2000 |
| 6,936 | Miami in 1984 |
| 6,848 | Patriots in 2011 |

WHAT'S THE POINT?

During the past 12 seasons, the Patriots defense has always ranked higher in fewest points allowed than in yards allowed except for 2007 when both ranked fourth. The Patriots finished 15th in the NFL on defense by allowing an average of 21.4 points per game in 2011.

| | Avg. Points Allowed | Avg. Yds Allowed |
|------|---------------------|------------------|
| 2011 | 21.4 (15) | 411.1 (31) |
| 2010 | 19.6 (8) | 365.5 (25) |
| 2009 | 17.8 (5) | 320.2 (11) |
| 2008 | 19.3 (8) | 309.0 (10) |
| 2007 | 17.1 (4) | 288.3 (4) |
| 2006 | 14.8 (2) | 294.4 (6) |
| 2005 | 21.1 (17) | 330.2 (26) |
| 2004 | 16.3 (2t) | 310.6 (9) |
| 2003 | 14.9 (1) | 291.6 (7) |
| 2002 | 21.6 (17) | 336.1 (23) |
| 2001 | 17.0 (6) | 334.5 (24) |
| 2000 | 21.1 (17) | 334.6 (20) |

TOP OFFENSE

The Patriots offense finished second in the NFL in total yards. The Patriots offense has finished in the top 10 five straight seasons. Since the 1970 merger, the Patriots offense has finished in the top 10 a total of 16 times, including seven times under Bill Belichick.

| Year | Rank |
|-------------|----------|
| 2011 | 2 |
| 2010 | 8 |
| 2009 | 3 |
| 2008 | 5 |
| 2007 | 1 |

WELKER AND GRONKOWSKI ARE THE TOP TWO IN THE AFC

Wes Welker (1,569) and Rob Gronkowski (1,327) rank first and second respectively in the AFC in receiving yards. They are the first teammates to finish 1-2 in a conference in receiving yards since Torry Holt and Isaac Bruce in 2000 (St. Louis).

DIVISIONAL DOMINANCE I

The New England Patriots own a 53-15 (.779) record in regular season AFC East games since the beginning of the 2001 season, compiling the best intra-division record of any team in the NFL.

NFL'S TOP DIVISIONAL RECORDS SINCE 2001

| Team | W | L | T | Pct. |
|-----------------------------|-----------|-----------|----------|-------------|
| New England Patriots | 53 | 15 | 0 | .779 |
| Pittsburgh Steelers | 50 | 20 | 0 | .714 |
| Green Bay Packers | 48 | 20 | 0 | .706 |
| Indianapolis Colts | 47 | 21 | 0 | .691 |

AFC EAST DIVISIONAL RECORDS SINCE 2001

| Team | W | L | T | Pct. | Div. Titles | Years |
|--------------------|-----------|-----------|----------|-------------|-------------|---------------------------|
| New England | 53 | 15 | 0 | .779 | 9 | 2001, 03-07, 09-11 |
| New York Jets | 34 | 34 | 0 | .500 | 1 | 2002 |
| Miami | 29 | 39 | 0 | .426 | 1 | 2008 |
| Buffalo | 21 | 47 | 0 | .309 | 0 | --- |

NOTES: The Indianapolis Colts were members of the AFC East in 2001 and compiled a 3-5 divisional record that season. In 2002, the Patriots and Jets both finished with a 9-7 overall record and a 4-2 divisional record, but the Jets claimed the division title by virtue of having a better record against common opponents. In 2008, the Patriots and Dolphins both finished with an 11-5 overall record and a 4-2 divisional record, but Miami qualified for the playoffs due to a better conference record (8-4 to 7-5).

DIVISIONAL DOMINANCE II

The Patriots have the highest winning percentage in division games from November until the end of the season since 2002.

| Team | W | L | T | Pct. |
|--------------------|-----------|----------|----------|-------------|
| New England | 27 | 7 | 0 | .794 |
| Indianapolis | 25 | 9 | 0 | .735 |
| San Diego | 25 | 9 | 0 | .735 |
| Green Bay | 27 | 10 | 0 | .730 |
| Pittsburgh | 27 | 11 | 0 | .710 |

MOST PRO BOWLERS DRAFTED SINCE 2006

Most Pro Bowlers drafted since 2006

| | |
|----------|-----------------------------|
| 6 | New England Patriots |
| 5 | Denver Broncos |
| 5 | Tennessee Titans |
| 5 | New Orleans Saints |



PATRIOTS 2011 TEAM NOTES

HOME RECORD IN DECEMBER SINCE 2002

With a 20-1 record, the New England Patriots have the best home record in December since Gillette Stadium opened in 2002. The Patriots have won 19 straight at home in December.

| Team | W | L | T | Pct. |
|--------------------|-----------|----------|----------|-------------|
| New England | 20 | 1 | 0 | .952 |
| Green Bay | 18 | 4 | 0 | .818 |
| Indianapolis | 19 | 6 | 0 | .760 |
| Denver | 13 | 5 | 0 | .722 |
| Philadelphia | 14 | 6 | 0 | .700 |

NFL'S TOP DECEMBER RECORD SINCE 2001

The Patriots have an NFL-best 41-5 record in the month of December since the 2001 season, including a 4-0 record in 2011.

| Rk | Team | Record |
|----------|-----------------------------|-------------|
| 1 | New England Patriots | 41-5 |
| 2 | Philadelphia Eagles | 35-12 |
| 3 | Pittsburgh Steelers | 34-14 |
| 4 | Indianapolis Colts | 31-17 |
| 5 | San Diego Chargers | 31-18 |

The Patriots have finished undefeated in December seven times since 2001: (4-0 -2011): (2001 - 4-0), (2003 - 4-0), (2005 - 4-0), (2007 - 5-0), (2008 - 4-0) and (2010 -4-0).

BEST RECORDS IN THE FINAL FOUR GAMES OF THE SEASON SINCE 2006

| Team | W | L | T | Pct. |
|--------------------|-----------|----------|----------|-------------|
| New England | 22 | 2 | 0 | .917 |
| San Diego | 22 | 2 | 0 | .917 |
| Philadelphia | 19 | 5 | 0 | .792 |
| Baltimore | 18 | 6 | 0 | .750 |

2011 TEAM CAPTAINS

Quarterback Tom Brady and G Logan Mankins are the offensive captains. Nose tackle Vince Wilfork, LB Jerod Mayo and CB Devin McCourty are the defensive captains. Wide receiver Matthew Slater is the special teams captain. The Patriots' 2011 captains were elected by their teammates. On offense, Brady is and offensive captain for the 10th straight season, having first been elected in 2002. Mankins, who is in his seventh season with New England after joining the team as a first round draft choice in 2005, is serving as a captain for the first time. On defense, Wilfork is a captain for the fourth straight season, while Mayo, is in his third season serving as a captain. Slater is in his first season as a captain.

STRONG IN THE SECOND HALF

Since 2001, the Patriots have done a remarkable job of finishing the season strong, compiling an NFL-best 67-15 (.817) record in games on or after Thanksgiving.

PATRIOTS BEFORE AND AFTER THANKSGIVING SINCE 2001

| Season | Pre-Thanksgiving | Post-Thanksgiving | Overall |
|---------------|---------------------|---------------------|---------------|
| 2001 | 5-5 (.500) | 9-0 (1.000) | 14-5* |
| 2002 | 6-5 (.545) | 3-2 (.600)^ | 9-7 |
| 2003 | 9-2 (.818) | 8-0 (1.000) | 17-2* |
| 2004 | 9-1 (.900) | 8-1 (.889) | 17-2* |
| 2005 | 6-4 (.600) | 5-3 (.625) | 11-7* |
| 2006 | 7-3 (.700) | 7-2 (.777) | 14-5* |
| 2007 | 10-0 (1.000) | 8-1 (.889) | 18-1* |
| 2008 | 7-4 (.636) | 4-1 (.800) | 11-5 |
| 2009 | 7-3 (.700) | 3-4 (.429) | 10-7* |
| 2010 | 8-2 (.800) | 6-1 (.857)^ | 14-3* |
| 2011 | 7-3 (.700) | 6-0 (1.000) | ??? |
| Totals | 81-32 (.717) | 67-15 (.817) | 135-44 |

*Includes playoffs ^Includes games played on Thanksgiving

BEST RECORDS IN GAMES PLAYED ON OR AFTER THANKSGIVING SINCE 2001

(Includes regular-season and playoff games)

| Team | W | L | T | Pct. |
|--------------------|-----------|-----------|----------|-------------|
| New England | 67 | 15 | 0 | .817 |
| Pittsburgh | 58 | 24 | 0 | .707 |
| Philadelphia | 52 | 29 | 0 | .642 |
| Green Bay | 49 | 28 | 0 | .636 |
| San Diego | 45 | 26 | 0 | .634 |

PATRIOTS TIE THE NFL RECORD FOR MOST 30-POINT GAMES IN A SINGLE SEASON

The Patriots scored 30 points for the 12th time in 2011 to tie the NFL record for most 30-point games in a single season. The 2007 Patriots and the 1999 St. Louis Rams also had a dozen 30 point games. The NFL record for most consecutive 30-point games in a single season is eight by the 2007 and 2010 Patriots and the 2000 St. Louis Rams.

TWO PLAYERS WITH 10 OR MORE TOUCHDOWNS FOR SECOND STRAIGHT SEASON

RB BenJarvus Green-Ellis (11) and TE Rob Gronkowski (18) reached 10 or more touchdowns in 2011. It is the second straight season and fourth time in team history that the Patriots have had two players finish with 10 or more touchdowns in a season. Last season, Gronkowski (10) and Green-Ellis (13) had 10 touchdown seasons. In 1974, Mack Herron had 12 touchdowns (7 rushing, 5 receiving) and Sam Cunningham had 11 (9 rushing, 2 receiving). In 1976, Steve Grogan had 12 touchdowns (12 rushing) and Andy Johnson had 10 touchdowns (6 rushing, 4 receiving).

PATRIOTS HAD 18 100-YARD RECEIVERS IN 2011 TO SET FRANCHISE RECORD

The Patriots had two receivers pass the 100-yard receiving mark against Buffalo, giving New England 18 individual 100-yard receiving performances in 2011. That number set a new franchise record, topping the 16 100-yard performances in 2007.

TWO PLAYERS WITH 100 YARDS FOR THE FIFTH TIME IN 2011

Both Rob Gronkowski (108) and Aaron Hernandez (138) went over 100 yards receiving, marking the fifth time that the Patriots had a game with two players over 100 yards receiving in 2011.

- Wes Welker (160) and Aaron Hernandez (103) at Miami (9/12)
- Welker (217) and Rob Gronkowski (109) at Buffalo (9/25)
- Welker (136) and Gronkowski (101) vs. NY Giants (11/6)
- Welker (115) and Deion Branch (125) at Philadelphia (11/27)
- Gronkowski (108) and Hernandez (138) vs. Buffalo (1/1).

2011 HONORS AND AWARDS

QB Tom Brady

- AFC Offensive Player of the Week (Wk. 1 at Miami)
- AFC Offensive Player of the Week (Wk. 2 vs. San Diego)
- AFC Offensive Player of the Month (November)
- AFC Offensive Player of the Week (WK. 16 vs. Miami)
- AFC Offensive Player of the Month (December/January)
- AFC Pro Bowl starter

DE Andre Carter

- AFC Defensive Player of the Week (Wk. 10 at NY Jets)
- AFC Pro Bowl starter

WR Julian Edelman

- AFC Special Teams Player of the Week (Wk. 11 vs. KC)

TE Rob Gronkowski

- AFC Offensive Player of the Week (Wk. 14 at Washington)
- AFC Pro Bowl starter
- *Associated Press* All-Pro: First Team

G Logan Mankins

- AFC Pro Bowl starter

DB Sterling Moore

- Pepsi NFL Rookie of the Week (Wk17 vs. Buffalo)

WR Matthew Slater

- AFC Pro Bowl (special teams)

G Brian Waters

- AFC Pro Bowl starter

WR Wes Welker

- AFC Pro Bowl starter
- *Associated Press* All-Pro: First Team

NT Vince Wilfork

- AFC Pro Bowl starter



PATRIOTS IN THE PLAYOFFS

PATRIOTS IN THE PLAYOFFS

New England has qualified for the playoffs 19 times in its 52-year history. Thirteen of those playoff berths have come in the 18 seasons since Robert Kraft purchased the team in 1994, a dramatic contrast to the six total playoff berths that the team earned in its first 34 years of existence. New England has won 14 division crowns, including nine in the last 11 seasons, and has qualified as a Wild Card team on four occasions (1976, 1985, 1994, and 1998). The Patriots also qualified for the playoffs in 1982 as part of a 16-team tournament following a players' strike.

PATRIOTS PLAYOFF SEASONS (19)

| Year | How Qualified | Seed | Record | Result |
|-------|--------------------|------|--------|-----------------|
| 2011 | Division Champions | 1 | 0-0 | AFC Divisional |
| 2010 | Division Champions | 1 | 0-1 | AFC Divisional |
| 2009 | Division Champions | 3 | 0-1 | Wild Card Round |
| 2007 | Division Champions | 1 | 2-1 | AFC Champions |
| 2006 | Division Champions | 4 | 2-1 | AFC Finalist |
| 2005 | Division Champions | 4 | 1-1 | AFC Divisional |
| 2004 | Division Champions | 2 | 3-0 | SB Champions |
| 2003 | Division Champions | 1 | 3-0 | SB Champions |
| 2001 | Division Champions | 2 | 3-0 | SB Champions |
| 1998 | Wild Card | 6 | 0-1 | Wild Card Round |
| 1997 | Division Champions | 3 | 1-1 | AFC Divisional |
| 1996 | Division Champions | 2 | 2-1 | AFC Champions |
| 1994 | Wild Card | 5 | 0-1 | Wild Card Round |
| 1986 | Division Champions | 3 | 0-1 | AFC Divisional |
| 1985 | Wild Card | 5 | 3-1 | AFC Champions |
| 1982* | 16-Team Format | 7 | 0-1 | First Round |
| 1978 | Division Champions | 2 | 0-1 | AFC Divisional |
| 1976 | Wild Card | 4 | 0-1 | Wild Card Round |
| 1963 | Division Champions | -- | 1-1 | AFL Finalists |

*-Strike Year

PATRIOTS TIED FOR MOST PLAYOFF WINS IN A DECADE

The Patriots won 14 playoff games in the decade from 2000-09, tying the 1970s Pittsburgh Steelers and Dallas Cowboys for the most playoff victories by any NFL team in either the 1930s, 1940s, 1950s, 1960s, 1970s, 1980s, 1990s or 2000s. Pittsburgh and Dallas both won 14 playoff contests between 1970 and 1979, while New England won 14 postseason games from 2000-09.

MOST PLAYOFF VICTORIES IN A DECADE

| Team | Decade | Playoff Wins | Championships |
|--------------------|--------------|--------------|------------------------------|
| New England | 2000s | 14 | 2001, 2003, 2004 |
| Dallas | 1970s | 14 | 1971, 1977 |
| Pittsburgh | 1970s | 14 | 1974, 1975, 1978, 1979 |
| San Francisco | 1980s | 13 | 1981, 1984, 1988, 1989 |
| Pittsburgh | 2000s | 12 | 2005, 2008 |
| Dallas | 1990s | 12 | 1992, 1993, 1995 |
| Washington | 1980s | 11 | 1982, 1987 |
| Buffalo | 1990s | 10 | -- |
| Green Bay | 1960s | 9 | 1961, 1962, 1965, 1966, 1967 |
| Green Bay | 1990s | 9 | 1996 |

ANNUAL ACHIEVEMENTS

The Patriots have won more than half of their games for the 11th straight year with a 13-3 record. They are the first team to win more than half of their games in 11 straight seasons since free agency began in 1993.

The Patriots are the fourth team to win more than half of their games in 11 straight seasons since the 1970 AFL-NFL merger, joining the 49ers (16 straight from 1983-1998), the Cowboys (16 straight from 1970-85) and the Raiders (11 straight from 1970-80).

The Patriots have now won nine or more games 15 of the 18 seasons Robert Kraft has owned the team.

PATRIOTS AT HOME IN THE PLAYOFFS

The Patriots are 11-3 at home in the playoffs in their history. Thirteen of the franchise's 14 home playoff games have taken place since Robert Kraft purchased the team 18 years ago. After Kraft bought the team, the Patriots won 11 consecutive home playoff games before experiencing a home loss.

PATRIOTS AT HOME IN THE PLAYOFFS (11-3)

| Date | Round | Opponent | W/L | Score |
|----------|------------------|---------------|-----|----------|
| 01/16/11 | AFC Divisional | New York Jets | L | 21-28 |
| 01/10/10 | AFC Wild Card | Baltimore | L | 14-33 |
| 01/20/08 | AFC Championship | San Diego | W | 21-12 |
| 01/12/08 | AFC Divisional | Jacksonville | W | 31-20 |
| 01/07/07 | AFC Wild Card | New York Jets | W | 37-16 |
| 01/07/06 | AFC Wild Card | Jacksonville | W | 28-3 |
| 01/16/05 | AFC Divisional | Indianapolis | W | 20-3 |
| 01/18/04 | AFC Championship | Indianapolis | W | 24-14 |
| 01/10/04 | AFC Divisional | Tennessee | W | 17-14 |
| 01/19/02 | AFC Divisional | Oakland | W | 16-13 OT |
| 12/28/97 | AFC Wild Card | Miami | W | 17-3 |
| 01/12/97 | AFC Championship | Jacksonville | W | 20-6 |
| 01/05/97 | AFC Divisional | Pittsburgh | W | 28-3 |
| 12/31/78 | AFC Divisional | Houston | L | 14-31 |

NFL LONGEST HOME CONSECUTIVE PLAYOFF WINNING STREAKS

| Team | Wins | Seasons |
|-----------------------------|-----------|------------------|
| Green Bay Packers | 13 | 1939-2001 |
| New England Patriots | 11 | 1996-2008 |
| Buffalo Bills | 9 | 1988-1995 |
| Washington Redskins | 8 | 1942-1983 |

TITLE TOWN

The Patriots won the AFC East seven times during the decade of 2000-09. The Patriots had a streak of five straight division titles snapped in 2008 when they finished 11-5, but lost to Miami on a tie breaker to finish in second place. New England's five straight AFC East crowns from 2003-07 top the four straight division titles by the Buffalo Bills from 1988-91 and by the Miami Dolphins on two occasions. The Patriots have won eight of the last nine division crowns. The Patriots have won 11 division titles in the 18 seasons since Robert Kraft bought the team in 1994.

MOST CONSECUTIVE AFC EAST TITLES

| Team | Streak | Years |
|-----------------------------|----------|----------------|
| New England Patriots | 5 | 2003-07 |
| Buffalo Bills | 4 | 1988-91 |
| Miami Dolphins | 4 | 1981, 1983-85* |
| Miami Dolphins | 4 | 1971-74 |
| Baltimore Colts | 3 | 1975-77 |
| Buffalo Bills | 3 | 1964-66@ |

*-Due to 1982 strike, the NFL played just a 9-game season and the standings were not divided into divisions that season.

@AFL

MOST CONSECUTIVE DIVISION TITLES

| Team | Division | Titles | Years |
|-----------------------------|------------------------|----------|----------------|
| Los Angeles Rams | NFC West | 7 | 1973-79 |
| New England Patriots | AFC East | 5 | 2003-07 |
| Pittsburgh Steelers | AFC Central | 6 | 1974-79 |
| Minnesota Vikings | NFC Central | 6 | 1973-78 |
| Dallas Cowboys | NFL Capitol/NFC East | 6 | 1966-71 |
| Cleveland Browns | American/Eastern Conf. | 6 | 1950-55 |
| Indianapolis Colts | AFC South | 5 | 2003-07 |
| Dallas Cowboys | NFC East | 5 | 1992-96 |
| San Francisco 49ers | NFC West | 5 | 1986-90 |
| Chicago Bears | NFC Central | 5 | 1984-88 |
| Oakland Raiders | AFC West | 5 | 1972-76 |



PATRIOTS IN THE PLAYOFFS

SUSTAINED PLAYOFF SUCCESS

The Patriots won 11 playoff games from 2003-07, tying the NFL's highest playoff victory total over a five-season span. New England won three playoff games in 2003, three in 2004, one in 2005, two in 2006 and two in 2007.

MOST PLAYOFF VICTORIES IN A FIVE-YEAR SPAN

| Team | 5-Year Span | Playoff Wins | SB Wins |
|-----------------------------|----------------|--------------|----------|
| New England Patriots | 2003-07 | 11 | 2 |
| Dallas Cowboys | 1991-95 | 11 | 3 |
| Dallas Cowboys | 1992-96 | 11 | 3 |
| New England Patriots | 2001-05 | 10 | 3 |
| Pittsburgh Steelers | 1974-78 | 10 | 3 |
| Pittsburgh Steelers | 1975-79 | 10 | 3 |
| Buffalo Bills | 1990-94 | 9 | 0 |
| Green Bay Packers | 1993-97 | 9 | 1 |

ALL-TIME PLAYOFF RESULTS

The Patriots have compiled a 21-15 record in their 36 playoff games and their .583 playoff winning percentage is the fourth best in NFL history among teams that have played at least 10 playoff games. New England has qualified for six Super Bowls (XX, XXXI, XXXVI, XXXVIII, XXXIX and XLII) and one AFL Championship Game in 1963.

PATRIOTS PLAYOFF RECORD BY ROUND

| | |
|------------------|--------------|
| First Round* | 0-1 |
| Wild Card Round | 4-3 |
| Divisional Round | 8-6 |
| AFC Championship | 6-1 |
| AFL Championship | 0-1 |
| Super Bowl | 3-3 |
| Total | 21-15 |

*-1982 Strike Season

ALL-TIME BEST NFL PLAYOFF RECORDS

(Minimum 15 Postseason Games)

| TEAM | W | L | Pct. |
|------------------------------------|-----------|-----------|-------------|
| Green Bay Packers | 29 | 16 | .644 |
| Pittsburgh Steelers | 33 | 21 | .611 |
| San Francisco 49ers | 25 | 17 | .595 |
| New England/Boston Patriots | 21 | 15 | .583 |
| Oakland/L.A. Raiders | 25 | 18 | .581 |
| Washington/Boston Redskins | 23 | 17 | .575 |
| Dallas Cowboys | 33 | 25 | .569 |
| Denver Broncos | 18 | 15 | .545 |

PATRIOTS HAVE THE MOST 9+ WIN SEASONS SINCE 2001

The Patriots are the only team in the NFL to have recorded nine or more wins in each of the last 11 seasons.

MOST SEASONS OF 9+ WINS SINCE 2001

| | |
|--------------------|-----------|
| New England | 11 |
| Pittsburgh | 9 |
| Indianapolis | 9 |
| Philadelphia | 8 |

PATRIOTS WIN 10+ FOR THE NINTH STRAIGHT YEAR

New England has reached at least 10 regular-season wins for the ninth consecutive season, joining San Francisco (16) and Indianapolis (9) as the only teams to accomplish the feat.

| Team | Years | Consecutive Seasons with 10+ Wins |
|--------------------|---------------------|-----------------------------------|
| San Francisco | 1983-1998 | 16 |
| New England | 2003-present | 9 |
| Indianapolis | 2002-2010 | 9 |

PATRIOTS PLAYOFF TRENDS (since the 1970 merger)

Patriots Playoff Trends (Since NFL Merger in 1970)

All Time (20-14)

| | |
|---------------------------------------|-------|
| vs. AFC | 17-11 |
| vs. NFC | 3-3 |
| Home | 11-3 |
| Away | 6-8 |
| Leading at Halftime | 15-2 |
| Trailing at Halftime | 3-10 |
| Tied at Halftime | 2-2 |
| Leading After 3 Quarters | 16-3 |
| Tied After 3 Quarters | 2-0 |
| Trailing After 3 Quarters | 2-11 |
| Decided by 7 Points or Less | 8-7 |
| Decided By 3 Points or Less | 6-3 |
| When Scoring First | 15-6 |
| When Not Scoring First | 5-8 |
| Positive Turnover Ratio | 15-1 |
| Even Turnover Ratio | 2-4 |
| Negative Turnover Ratio | 2-10 |
| Winning or Even Penalty Ratio | 15-1 |
| Losing Penalty Ratio | 5-13 |
| With a 100-Yard Rusher | 7-0 |
| Without a 100-Yard Rusher | 12-15 |
| With a 100-Yard Receiver | 8-4 |
| Without a 100-Yard Receiver | 12-10 |
| When Allowing a 100-Yard Rusher | 2-5 |
| When Not Allowing a 100-Yard Rusher | 18-9 |
| When Allowing a 100-Yard Receiver | 4-5 |
| When Not Allowing a 100-Yard Receiver | 17-8 |
| With a 300-Yard Passer | 2-1 |
| Without a 300-Yard Passer | 18-13 |
| Allowing a 300-Yard (net) Passer | 3-1 |
| Not Allowing a 300-Yard (net) Passer | 17-13 |

WRAPPING IT UP

The Patriots clinched the division with a 41-23 victory over the Denver Broncos on Dec. 18, 2011

PATRIOTS DIVISION-CLINCHING GAMES

| Year | Date Clinched | Division Title | Opp. | Score | Final Record | 2nd Place |
|------|---------------|----------------|------|-------|--------------|-------------|
| 2011 | 12/18/11 | at DEN | DEN | 41-23 | 13-3 | NYJ (8-8) |
| 2010 | 12/26/10 | at BUF | BUF | 34-3 | 14-2 | NYJ (11-5) |
| 2009 | 12/27/09 | JAX | JAX | 35-7 | 10-6 | NYJ (9-7) |
| 2007 | 11/25/07 | PHI | PHI | 31-28 | 16-0 | BUF (7-9) |
| 2006 | 12/24/06 | at JAX | JAX | 24-21 | 12-4 | NYJ (10-6) |
| 2005 | 12/17/05 | TB | TB | 28-0 | 10-6 | MIA (9-7) |
| 2004 | 12/12/04 | CIN | CIN | 35-28 | 14-2 | NYJ (10-6) |
| 2003 | 12/07/03 | MIA | MIA | 12-0 | 14-2 | MIA (10-6) |
| 2001 | 01/06/02^ | at CAR | CAR | 38-6 | 11-5 | MIA (11-5) |
| 1997 | 12/22/97^ | at MIA | MIA | 14-12 | 10-6 | MIA (9-7) |
| 1996 | 12/15/96 | at DAL | DAL | 6-12 | 11-5 | BUF (10-6) |
| 1986 | 12/22/86^ | at MIA | MIA | 34-27 | 11-5 | NYJ (10-6) |
| 1978 | 12/10/78 | BUF | BUF | 26-24 | 11-5 | MIA (11-5) |
| 1963 | 12/28/63* | at BUF | BUF | 26-8 | 7-6-1 | BUF (7-6-1) |

^-- Season Finale

*-- Division-deciding AFL playoff in Buffalo, N.Y.



PATRIOTS IN THE PLAYOFFS

BRADY MOVES UP THE POSTSEASON LISTS

Tom Brady's two touchdown passes vs. the NY Jets (01/16/11) raised his career playoff total to 30 touchdown passes, moving him into a tie with Terry Bradshaw for fifth on the NFL's all-time playoff touchdown pass list. Brady ranks sixth on the NFL's all-time postseason passing yardage list with 4,407 career passing yards.

NFL ALL-TIME LEADERS/POSTSEASON TOUCHDOWN PASSES

| Player | Team(s) | Touchdowns |
|---------------------|-----------------------|------------|
| 1. Joe Montana | San Fran./Kansas City | 45 |
| 2. Brett Favre | Green Bay/Minnesota | 44 |
| 3. Dan Marino | Miami | 32 |
| 4. Kurt Warner | St. Louis/Arizona | 31 |
| 5. Tom Brady | New England | 30 |
| 5. Terry Bradshaw | Pittsburgh | 30 |
| 7. Peyton Manning | Indianapolis | 29 |

NFL ALL-TIME LEADERS/POTSEASON PASSING YARDS

| Player | Team(s) | Passing Yards |
|---------------------|-----------------------|---------------|
| 1. Brett Favre | Green Bay/Minnesota | 5,855 |
| 2. Joe Montana | San Fran./Kansas City | 5,772 |
| 3. Peyton Manning | Indianapolis | 5,389 |
| 4. John Elway | Denver | 4,964 |
| 5. Dan Marino | Miami | 4,510 |
| 6. Tom Brady | New England | 4,407 |

PLAYOFF SUCCESS

MOST PLAYOFF WINS BY AN NFL HEAD COACH

| Coach | Team(s) | Wins |
|-----------------------|---|-----------|
| Tom Landry | Dallas Cowboys | 20 |
| Don Shula | Baltimore Colts, Miami Dolphins | 19 |
| Joe Gibbs | Washington Redskins | 17 |
| Chuck Noll | Pittsburgh Steelers | 16 |
| Bill Belichick | Cleveland Browns, New England Patriots | 15 |

POSTSEASON PROWESS

BEST POSTSEASON RECORDS IN NFL HISTORY

| Head Coach | Team(s) | W | L | Pct. |
|-----------------------|---------------|-----------|----------|-------------|
| Vince Lombardi | GB/WAS | 9 | 1 | .900 |
| Tom Flores | Oakland | 8 | 3 | .727 |
| Bill Belichick | CLE/NE | 15 | 6 | .714 |
| Bill Walsh | San Francisco | 10 | 4 | .714 |

PATRIOTS IN THE DIVISIONAL ROUND

The Patriots have compiled an 8-6 all-time record in divisional playoff games, including 5-2 at home and 3-1 at Gillette Stadium.

PATRIOTS DIVISIONAL PLAYOFF RESULTS (8-6)

| Date | Round | Opponent | W/L | Score |
|----------|----------------|---------------|-----|-----------|
| 01/16/11 | AFC Divisional | New York Jets | L | 21-28 |
| 01/12/08 | AFC Divisional | Jacksonville | W | 31-20 |
| 01/14/07 | AFC Divisional | at San Diego | W | 24-21 |
| 01/14/06 | AFC Divisional | at Denver | L | 13-27 |
| 01/16/05 | AFC Divisional | Indianapolis | W | 20-3 |
| 01/10/04 | AFC Divisional | Tennessee | W | 17-14 |
| 01/19/02 | AFC Divisional | Oakland | W | (ot)16-13 |
| 01/03/98 | AFC Divisional | at Pittsburgh | L | 6-7 |
| 01/05/97 | AFC Divisional | Pittsburgh | W | 28-3 |
| 01/04/87 | AFC Divisional | at Denver | L | 17-22 |
| 01/05/86 | AFC Divisional | at LA Raiders | W | 27-20 |
| 12/31/78 | AFC Divisional | Houston | L | 14-31 |
| 12/18/76 | AFC Divisional | at Oakland | L | 21-24 |
| 12/28/63 | AFL Divisional | at Buffalo | W | 26-8 |

PATRIOTS PLAYOFF PARTICIPATION

Patriots with playoff experience prior to 2011 (39)

| Player | Pos. | Exp. | GP/GS* |
|------------------------|-------|------|--------|
| Anderson, Mark | DE | 6 | 3/0 |
| Arrington, Kyle | CB | 3 | 2/1 |
| Brady, Tom | QB | 12 | 19/19 |
| Branch, Deion | WR | 10 | 12/10 |
| Brown, Sergio | SS | 2 | 1/0 |
| Chung, Patrick | S | 3 | 2/1 |
| Connolly, Dan | G | 6 | 2/1 |
| Deaderick, Brandon | DE | 2 | 1/1 |
| Edelman, Julian | WR/DB | 3 | 2/2 |
| Ellis, Shaun | DE | 12 | 12/12 |
| Faulk, Kevin | RB | 13 | 18/4 |
| Fletcher, Dane | LB | 2 | 1/0 |
| Gostkowski, Stephen | K | 6 | 7/0 |
| Green-Ellis, BenJarvus | RB | 4 | 1/0 |
| Gronkowski, Rob | TE | 2 | 1/1 |
| Guyton, Gary | LB | 4 | 2/2 |
| Hernandez, Aaron | TE | 2 | 1/1 |
| Ihedigbo, James | S | 5 | 6/0 |
| Jones, Nate | DB | 8 | 3/0 |
| Koutouvides, Niko | LB | 8 | 8/1 |
| Light, Matt | T | 11 | 17/17 |
| Love, Kyle | DT | 2 | 1/0 |
| Mankins, Logan | G | 7 | 10/10 |
| Mayo, Jerod | LB | 4 | 2/2 |
| McCourty, Devin | DB | 2 | 1/1 |
| Mesko, Zoltan | P | 2 | 1/0 |
| Ninkovich, Rob | LB | 6 | 2/1 |
| Ochocinco, Chad | WR | 11 | 2/2 |
| Polite, Lousaka | FB | 8 | 2/1 |
| Slater, Matthew | WR | 4 | 2/0 |
| Spikes, Brandon | LB | 2 | 1/0 |
| Vollmer, Sebastian | T | 3 | 2/2 |
| Warren, Gerard | DL | 11 | 3/3 |
| Waters, Brian | G | 12 | 3/3 |
| Welker, Wes | WR | 8 | 4/3 |
| Wendell, Ryan | OL | 3 | 2/0 |
| White, Tracy | LB | 9 | 7/1 |
| Wilfork, Vince | NT | 8 | 13/11 |
| Woodhead, Danny | RB | 4 | 3/1 |

Patriots who have not played in the playoffs (14)

| Player | Pos. | Exp. | GP/GS* |
|-------------------|------|------|--------|
| Aiken, Danny | LS | R | 0/0 |
| Brace, Ron | DE | 3 | 0/0 |
| Cannon, Marcus | T | R | 0/0 |
| Hoyer, Brian | QB | 3 | 0/0 |
| Mallett, Ryan | QB | R | 0/0 |
| McDonald, Nick | G | 2 | 0/0 |
| Molden, Antwaun | DB | 4 | 0/0 |
| Moore, Sterling | DB | R | 0/0 |
| Ridley, Stevan | RB | R | 0/0 |
| Solder, Nate | T | R | 0/0 |
| Thomas, Donald | OG | 4 | 0/0 |
| Underwood, Tiquan | WR | 3 | 0/0 |
| Vereen, Shane | RB | R | 0/0 |
| Williams, Malcolm | DB | R | 0/0 |

Patriots with Super Bowl Experience (9)

| Player | Pos. | Exp. | GP/GS* |
|--------------------|------|------|--------|
| Brady, Tom | QB | 12 | 4/4 |
| Branch, Deion | WR | 10 | 2/2 |
| Faulk, Kevin | RB | 13 | 4/0 |
| *Koutouvides, Niko | LB | 8 | 1/0 |
| Koppen, Dan | C | 9 | 3/3 |
| Light, Matt | T | 11 | 4/4 |
| Mankins, Logan | G | 7 | 1/1 |
| Welker, Wes | WR | 8 | 1/1 |
| Wilfork, Vince | DL | 7 | 2/2 |

*With Seattle in 2005



WHAT HAVE YOU DONE FOR ME LATELY?

Since their record-setting 2007 season, the Patriots have maintained their spot atop the NFL in terms of winning percentage and are second in points scored. Since the beginning of the 2008 season, the Patriots have the NFL's highest winning percentage and have scored the second most points in the NFL. Since 2009, the Patriots are tied for the best winning percentage and have scored the most points. New England tops both categories since the beginning of the 2010 season.

HIGHEST WINNING PERCENTAGE SINCE 2008

| Team | W | L | T | Pct. | PF | PA |
|-----------------------------|-----------|-----------|----------|-------------|-------------|-------------|
| New England Patriots | 48 | 16 | 0 | .750 | 1868 | 1249 |
| Pittsburgh Steelers | 45 | 19 | 0 | .703 | 1415 | 1006 |
| New Orleans Saints | 45 | 19 | 0 | .703 | 1904 | 1380 |
| Baltimore Ravens | 44 | 20 | 0 | .688 | 1511 | 1041 |
| Atlanta Falcons | 43 | 21 | 0 | .672 | 1570 | 1288 |
| Green Bay Packers | 42 | 22 | 0 | .656 | 1828 | 1276 |
| New York Giants | 39 | 25 | 0 | .609 | 1617 | 1468 |
| Philadelphia Eagles | 38 | 26 | 1 | .602 | 1680 | 1331 |
| Indianapolis Colts | 38 | 26 | 0 | .594 | 1471 | 1423 |
| San Diego Chargers | 38 | 26 | 0 | .594 | 1740 | 1366 |

HIGHEST WINNING PERCENTAGE SINCE 2009

| Team | W | L | T | Pct. | PF | PA |
|-----------------------------|-----------|-----------|----------|-------------|-------------|------------|
| New England Patriots | 37 | 11 | 0 | .771 | 1458 | 940 |
| New Orleans Saints | 37 | 11 | 0 | .771 | 1441 | 987 |
| Green Bay Packers | 36 | 12 | 0 | .750 | 1409 | 896 |
| Pittsburgh Steelers | 33 | 15 | 0 | .688 | 1068 | 783 |
| Baltimore Ravens | 33 | 15 | 0 | .688 | 1126 | 797 |
| Atlanta Falcons | 32 | 16 | 0 | .667 | 1179 | 963 |
| San Diego Chargers | 30 | 18 | 0 | .625 | 1301 | 1019 |
| Philadelphia Eagles | 29 | 19 | 0 | .604 | 1264 | 1042 |
| New York Jets | 28 | 20 | 0 | .583 | 1092 | 903 |
| New York Giants | 27 | 21 | 0 | .563 | 1190 | 1174 |
| San Francisco 49ers | 27 | 21 | 0 | .563 | 1015 | 856 |

HIGHEST WINNING PERCENTAGE SINCE 2010

| Team | W | L | T | Pct. | PF | PA |
|-----------------------------|-----------|----------|----------|-------------|-------------|------------|
| New England Patriots | 27 | 5 | 0 | .844 | 1031 | 655 |
| Green Bay Packers | 25 | 7 | 0 | .781 | 948 | 599 |
| Pittsburgh Steelers | 24 | 8 | 0 | .750 | 700 | 459 |
| Baltimore Ravens | 24 | 8 | 0 | .750 | 735 | 536 |
| New Orleans Saints | 24 | 8 | 0 | .750 | 931 | 646 |
| Atlanta Falcons | 23 | 9 | 0 | .719 | 816 | 638 |
| New York Jets | 19 | 13 | 0 | .594 | 744 | 667 |
| Chicago Bears | 19 | 13 | 0 | .594 | 687 | 627 |
| New York Giants | 19 | 13 | 0 | .594 | 788 | 747 |
| San Francisco 49ers | 19 | 13 | 0 | .594 | 685 | 575 |

MOST POINTS SCORED SINCE 2008

| Team | Points |
|-----------------------------|-------------|
| New Orleans Saints | 1904 |
| New England Patriots | 1868 |
| Green Bay Packers | 1828 |
| San Diego Chargers | 1740 |
| Philadelphia Eagles | 1680 |
| New York Giants | 1617 |
| Atlanta Falcons | 1570 |
| Houston Texans | 1525 |
| Baltimore Ravens | 1511 |
| New York Jets | 1497 |

MOST POINTS SCORED SINCE 2009

| Team | Points |
|-----------------------------|-------------|
| New England Patriots | 1458 |
| New Orleans Saints | 1441 |
| Green Bay Packers | 1409 |
| San Diego Chargers | 1301 |
| Philadelphia Eagles | 1264 |
| New York Giants | 1190 |
| Atlanta Falcons | 1179 |
| Houston Texans | 1159 |
| Baltimore Ravens | 1126 |
| Dallas Cowboys | 1124 |

MOST POINTS SCORED SINCE 2010

| Team | Points |
|-----------------------------|-------------|
| New England Patriots | 1031 |
| Green Bay Packers | 948 |
| New Orleans Saints | 931 |
| San Diego Chargers | 847 |
| Detroit Lions | 836 |
| Philadelphia Eagles | 835 |
| Atlanta Falcons | 816 |
| New York Giants | 788 |
| Houston Texans | 771 |
| Oakland Raiders | 769 |



2011 SEASON PERFORMANCES: WHERE DO THEY RANK?

TEAM

| | | | |
|-----------------------|-------|--------------|-------|
| Total Net Yards | 6,848 | Team History | 1st |
| Total Net Yards | 6,848 | NFL History | 4th |
| Victories | 13 | Team History | 5th |
| Points Scored | 513 | Team History | 3rd |
| Gm. w/ 30+ Points | 12 | NFL History | T-1st |
| Touchdowns Scored | 61 | Team History | 3rd |
| First Downs | 399 | Team History | 1st |
| First Downs | 399 | NFL History | 2nd |
| Passing First Downs | 262 | Team History | 1st |
| Passing First Downs | 262 | NFL History | 2nd |
| Net Passing Yards | 5,084 | Team History | 1st |
| Net Passing Yards | 5,084 | NFL History | 4th |
| Fewest Fumbles | 13 | Team History | 2nd |
| 100-Yard Receivers | 18 | Team History | 1st |
| Interceptions | 23 | AFC in 2011 | 1st |
| Interceptions | 23 | NFL in 2011 | T-2nd |
| Turnover Differential | +17 | Team History | T-2nd |
| Turnover Differential | +17 | AFC in 2011 | 1st |

TOM BRADY

| | | | |
|-------------------|-------|--------------|-------|
| Passing Yards | 5,235 | NFL History | 2nd |
| Passing Yards | 5,235 | Team History | 1st |
| Passing Yds/Game | 332.8 | NFL History | 2nd |
| Passing Yds/Game | 332.8 | Team History | 1st |
| Completions | 401 | Team History | 1st |
| Touchdown Passes | 39 | Team History | 2nd |
| Touchdown Passes | 39 | NFL History | T-8th |
| 300-Yd Passing Gm | 11 | Team History | 1st |
| 300-Yd Passing Gm | 11 | NFL History | 2nd |
| Games with 2+ TD | 14 | Team History | T-1st |
| Games with 1+ TD | 16 | NFL History | T-1st |
| Games with 1+ TD | 16 | Team History | T-1st |

WES WELKER

| | | | |
|-------------------|-------|--------------|-------|
| Receptions | 122 | Team History | 2nd |
| Receptions | 122 | NFL History | T-4th |
| Receptions | 122 | NFL in 2011 | 1st |
| Receiving Yards | 1,569 | Team History | 1st |
| Receiving Yards | 1,569 | NFL in 2011 | 2nd |
| Longest Reception | 99t | NFL History | T-1st |

ROB GRONKOWSKI

| | | | |
|----------------------|-------|--------------|-------|
| Total Touchdowns | 18 | Team History | 2nd |
| Total TDs by a TE | 18 | NFL History | 1st |
| TD Rec. by a TE | 17 | NFL History | 1st |
| TD Receptions | 17 | Team History | 2nd |
| TD Receptions | 17 | NFL History | T-5th |
| TD Receptions | 17 | NFL in 2011 | 1st |
| Rec. Yards by a TE | 1,327 | NFL History | 1st |
| Receiving Yards | 1,327 | Team History | 6th |
| Receptions by a TE | 90 | Team History | 2nd |
| Games with 2+ TD | 7 | NFL History | T-2nd |
| Gm w/2+ TD by a TE | 7 | NFL History | 1st |
| Pts. by a Non-Kicker | 108 | NFL in 2011 | 2nd |
| Pts. by a Non-Kicker | 108 | AFC in 2011 | 1st |

ROB GRONKOWSKI & AARON HERNANDEZ

| | | | |
|-------------------|-----|-------------|-----|
| Rec. by TE Tandem | 169 | NFL History | 1st |
|-------------------|-----|-------------|-----|

STEPHEN GOSTKOWSKI

| | | | |
|---------------|-----|--------------|-----|
| Points Scored | 143 | AFC in 2011 | 1st |
| Points Scored | 143 | Team History | 4th |

KYLE ARRINGTON

| | | | |
|---------------|---|--------------|-------|
| Interceptions | 7 | NFL in 2011 | T-1st |
| Interceptions | 7 | Team History | T-6th |

ZOLTAN MESKO

| | | | |
|-----------------|------|--------------|-----|
| Punting Average | 46.5 | Team History | 1st |
|-----------------|------|--------------|-----|





INSIDE THE NUMBERS

BY THE NUMBERS

2

The number of interceptions by Vince Wilfork in 2011. Anthony Pleasant (2001) is the only other Patriots defensive lineman to record two interceptions in the same season.

2

The number of punts returned by Julian Edelman for touchdowns during his career, the fourth Patriots' player with two or more punt returns for a touchdown.

3

The number of NFL players with four 100-reception seasons after Wes Welker (122) reached 100 receptions in 2011 to join Jerry Rice and Marvin Harrison.

4

The number of times LB Jerod Mayo has reached 100 tackles to start his career. He is the first player in New England history to register 100 tackles in his first four NFL seasons.

7

The number of interceptions by Kyle Arrington to put him in a three-way tie for the NFL lead in 2011.

8

The number of times in NFL history a player reached 1,000 yards in the ninth game of the season after Wes Welker reached the milestone in 2011.

9

The number of AFC East titles by the Patriots since the 2000 season.

10.0

The number of sacks by Andre Carter in 2011 for his fourth career 10-plus sack season.

10.0

The number of sacks by Mark Anderson in 2011 for his second career 10-plus sack season.

17

The number of touchdown catches by TE Rob Gronkowski, the most in NFL history by a tight end in a single season.

18

The number of total touchdowns by TE Rob Gronkowski in 2011 (16 rec. and 1 rush.) the highest number of combined touchdowns by a tight end in NFL history.

122

The number of receptions in 2011 by Wes Welker. With 122 in 2011 and 123 in 2009, Welker joins Cris Carter as the only two NFL players with at least 120-plus receptions twice in their career.

1,327

The number of receiving yards by Gronkowski in 2011 to set an NFL record, surpassing Kellen Winslow in 1980 (1,290).

TOM BRADY BY THE NUMBERS

1

Tom Brady became the first player to follow a 500-yard performance with a 400-yard performance after Brady had back-to-back games with 517 yards and 423 yards to start 2011.

2

Brady joins Drew Brees (2011) as the only players to reach 3,000 yards in the first nine games of the season. Brady (3,032) had the most yards ever through the first nine games of the year

4

The number of times in his career that Brady has thrown a game-winning touchdown pass in the final minute of the game to turn a deficit into a Patriots win after a final-minute touchdown vs. Dallas (10/16), including the postseason.

4

The number of seasons that Brady has reached 4,000 passing yards. His four 4,000 yard seasons are tied with Warren Moon and Philip Rivers for the fifth most in NFL history.

6

Brady became the sixth NFL quarterback in NFL history to have 30 or more touchdowns passes in at least three seasons after reaching 30 vs. Indianapolis (12/4).

TOM BRADY BY THE NUMBERS

11

Tom Brady was the 11th quarterback in NFL history to throw for 500 or more yards after he passed Brady for 517 in the 2011 opener at Miami.

20

The number of times Tom Brady has earned AFC Offensive Player of the Week honors. He earned the award in each of the first two weeks of the 2011 season and in Week 16.

45

The number of regular season 300-yard passing games by Tom Brady, a team record.

96

The number of times that Brady has thrown two or more touchdowns in a game. The Patriots are 81-15 when he throws for two or more touchdowns.

124

The number of wins that Brady has as a starting quarterback to tie Fran Tarkenton for fifth place. Brady reached the 100-win milestone in the fewest number of starts (131) among all quarterbacks in the modern era.

1,327

The number of passing yards Brady had in the first three games (517, 423 and 387) of 2011. Brady's 1,327 yards set the NFL mark for the most passing yards ever in a three-game stretch.

5,235

The number of passing yards by Brady in 2011, the second most in a season in NFL history.

THE KRAFT ERA

3

The number of Super Bowl championships the Patriots have won since Robert Kraft purchased the team in 1994. That mark is the highest total in the NFL over that span. Only Denver (2; 1997 and 1998) and Pittsburgh (2; 2005 and 2008) have won multiple Super Bowl titles since 1994.

5

The number of conference championships the Patriots have won since Robert Kraft purchased the team in 1994. That mark is the highest total in the NFL over that span. Pittsburgh is second with three conference titles since 1994.

11

The number of division championships won by the Patriots since Kraft purchased the team in 1994.

13

The number of playoff seasons earned by the Patriots in the 18 seasons since Robert Kraft purchased the team.

17

The number of playoff games the Patriots have won since Robert Kraft purchased the team in 1994. That mark is the highest total in the NFL over that span. Pittsburgh ranks second with 15 playoff wins over that span.

26

The number of playoff games the Patriots have appeared in since 1994. The mark is tied with Pittsburgh for the most playoff games during that time period.

THE BELICHICK ERA

4

Bill Belichick is one of just four coaches to win three championships since the Super Bowl era began. Belichick joins three members of the Pro Football Hall of Fame in the exclusive club (Chuck Noll 4, Joe Gibbs 3 and Bill Walsh 3). Belichick is the only coach to win three Super Bowls in the post-1993 salary cap era and the only one to ever win three in four years.

190

Bill Belichick has 190 career victories as a head coach, including playoff games. Belichick moved past Bill Parcells into sole possession of ninth place in all-time coaching victories. Chuck Knox is in 8th place with 193 wins.



POSTSEASON INSIDE THE NUMBERS

PATRIOTS IN THE PLAYOFFS BY THE NUMBERS

.583

The Patriots postseason winning percentage. New England is 21-15 in the playoffs, the fourth best winning percentage in playoff history. That figure trails only Green Bay (29-16, .644), Pittsburgh (33-21, .611), and San Francisco (25-17, .595).

.786

The Patriots home playoff winning percentage. New England has won 11 of 14 home playoff games, making them the second winningest franchise at home in the playoffs behind Green Bay (14 of 17, .823).

3

The Patriots are one of three teams to make the playoffs in five of the past six seasons with appearances in 2006, 2007, 2009, 2010 and 2011. Baltimore (2006, 2008-2011) and Indianapolis (2006-2010) are the other two teams.

5

The number of Championship Game berths for the Patriots since 2000, tied with Philadelphia for the most of any team in the NFL since that year.

6

The number of Super Bowl appearances for the Patriots, tied for third with Denver in NFL history. Dallas and Pittsburgh have eight appearances, tied for first in NFL history.

8

The number of Divisional round berths for the Patriots since 2000, the most for any team in the NFL since that year.

9

The number of playoff appearances for the Patriots since 2000, tied with the Indianapolis Colts for most of any team in the NFL during that period.

11

The number of receptions WR Deion Branch (XXXIX) and WR Wes Welker (XLII) each have in a Super Bowl, tied with Jerry Rice (XXIII) and Dan Ross (XVI) for the most in Super Bowl history.

14

The number of playoff games the Patriots won from 2000-2009, tied for the most by any team in any 10-year period in NFL history.

27

In 19 playoff games since 2000, the Patriots have forced 27 interceptions, the most of any team coming into this postseason. Kyle Arrington was tied for the most interceptions in the NFL (7) with San Diego's Eric Weddle and Green Bay's Charles Woodson in the 2011 regular season. New England's 27 postseason interceptions since 2000 have resulted in five touchdowns.

50

The longest field goal in the playoffs made by Stephen Gostkowski on Jan. 14, 2007 at San Diego, which ranks first in Patriots playoff history, surpassing Adam Vinatieri's 48-yard kicks in 2002 and 2005.

KRAFT ERA IN THE PLAYOFFS BY THE NUMBERS

13

The number of times the Patriots have earned playoff berths since Robert Kraft purchased the team in 1994. New England has qualified for the playoffs 19 times in its 52-year history. The Patriots have earned 13 playoff berths in the 18 seasons since Robert Kraft purchased the team in 1994, a dramatic contrast to the six total playoff berths that the team earned in its first 34 years of existence.

TOM BRADY IN THE PLAYOFFS BY THE NUMBERS

1

The number of Super Bowl victories QB Tom Brady needs to tie Joe Montana and Terry Bradshaw for the most Super Bowl wins by a starting quarterback in NFL history. Brady is tied for second with Troy Aikman with three Super Bowl wins.

1

The number of Super Bowl starts QB Tom Brady needs to tie John Elway for the most Super Bowl starts in NFL history. Brady is tied with Terry Bradshaw, Jim Kelly, Joe Montana, and Roger Staubach for second with four Super Bowl starts at quarterback.

2

The number of playoff victories QB Tom Brady needs to tie Joe Montana for the most playoff wins by a starting quarterback in NFL history. Brady is tied for second with Terry Bradshaw and John Elway with 14. Montana has 16 playoff victories.

17

The number of consecutive postseason games with a touchdown pass, a number that ranks second in NFL history. Brett Favre's streak of 20 consecutive games with a touchdown pass ranks first all-time.

19

The number of career playoff games Tom Brady has played in a New England uniform. Only Tedy Bruschi (22) and Troy Brown (20) have played in more playoff games for the Patriots.

30

The number of touchdowns Tom Brady has thrown in 19 career playoff games, a number that ranks fifth in NFL history (tied with Terry Bradshaw). Brady needs just three touchdowns this postseason to move into sole possession of third place in this category. Joe Montana ranks first with 45 and Brett Favre ranks second with 44.

92.9

The completion percentage Tom Brady (26-for-28) recorded against the Jacksonville Jaguars in the AFC Divisional game in 2007, a number that ranks first in NFL history for a single postseason game minimum of 15 completions.

100

The number of completions for Tom Brady in his Super Bowl career, a number that ranks first in NFL history, significantly higher than second place (Joe Montana, 83) and third place (Jim Kelly, 81).

103

The number of passing yards Tom Brady needs this postseason to surpass Dan Marino (4,510) for 5th all-time for career passing yards in playoff games.

103.9

The quarterback rating of Tom Brady in the first half of the four Super Bowls he has played in. Brady has thrown for 400 yards, four touchdowns, and has completed 65% of his passes without throwing an interception during the first half of the Super Bowl.

4407

The number of yards Tom Brady has passed for in 19 career playoff games, a number that ranks sixth in NFL history. Only Brett Favre (5,855), Joe Montana (5,772), Peyton Manning (5,389), John Elway (4,964) and Dan Marino (4,510) have thrown for more yards. the six total playoff berths that the team earned in its first 34 years of existence.



POSTSEASON INSIDE THE NUMBERS

BILL BELICHICK IN THE PLAYOFFS BY THE NUMBERS

.714

Belichick's playoff winning percentage, the third highest winning percentage in the playoffs in NFL history behind Tom Flores (.727) and the legendary Vince Lombardi (.900), whose name is emblazoned on the Super Bowl trophy.

1

The number of Super Bowl victories Coach Belichick needs to tie Chuck Noll for the most Super Bowl wins by any head coach in NFL history. Belichick's three Super Bowl victories have him tied with Joe Gibbs and Bill Walsh for second most in NFL history.

15

The number of career playoff games Coach Belichick has won, a total that is the fifth-highest by a head coach in NFL history. Belichick needs five wins to tie Tom Landry for the most wins in the playoffs in NFL history.

DEION BRANCH IN THE PLAYOFFS BY THE NUMBERS

2

The number of double digit reception games Deion Branch has recorded in 12 postseason games. Branch is one of just five players to record more than one double digit reception game in postseason history along with Jerry Rice (3), Hines Ward (3), Steve Smith (2), Art Monk (2), Todd Heap (2), and Tony Nathan (2). Both of Branch's double-digit reception games occurred in Super Bowls, the second of which earned him Super Bowl XXXIX MVP with 11 receptions. Branch has 54 receptions for 784 yards in his postseason career.

6

The number of yards Deion Branch (688) needs in the playoffs to pass Troy Brown (694) to become the Patriots all-time leader in playoff receiving yards. In nine playoff games with the Patriots, Branch has three games of a 100 or more receiving yards and has three highest single game totals (153 at DEN 1/14/06, 143 vs. CAR 2/1/04, and 133 vs. PHI 2/6/05.)

7

The number of receptions Deion Branch needs in the Super Bowl to surpass Andre Reed into 2nd place all-time for career Super Bowl receptions. Branch has 21 receptions in two Super Bowl appearances. Jerry Rice is the leader with 33 career Super Bowl receptions.

13

The number of playoff receptions Deion Branch needs to pass Troy Brown (58) and teammate Kevin Faulk (51) for most career playoff receptions in franchise history.

WES WELKER IN THE PLAYOFFS BY THE NUMBERS

34

The number of receptions Welker has recorded in just four postseason games. Welker has averaged 8.5 receptions per game, including recording 11 receptions in Super Bowl XLII. Welker has also caught two touchdowns to go along with his 34 receptions.

KEVIN FAULK IN THE PLAYOFFS BY THE NUMBERS

84

The number of rushing yards Kevin Faulk (425) needs during the playoffs to pass Corey Dillon (508) for first all-time in Patriots history.

PATRIOT SUPER BOWL MVP'S BY THE NUMBERS

SUPER BOWL XXXIX - DEION BRANCH

Branch became the first wide receiver to win Super Bowl MVP honors since Jerry Rice (San Francisco) in 1989. Branch amassed 11 catches for 133 yards against Philadelphia and tied the Super Bowl receptions record held by Rice and former Cincinnati Bengals tight end Dan Ross.

SUPER BOWL XXXVIII - TOM BRADY

QB Tom Brady received his second Super Bowl MVP award after the Patriots beat the Carolina Panthers 32-29. Brady completed 32 passes, the record for most completions by a quarterback in the Super Bowl. Brady recorded 354 yards and three touchdowns as well.

SUPER BOWL XXXVI - TOM BRADY

QB Tom Brady led the Patriots to victory over the 14 point favorite St. Louis Rams by the score of 20-17 and received MVP honors after completing 16/27 passes for 145 yards and a touchdown.

PATRIOTS WITH SUPER BOWL EXPERIENCE BY THE NUMBERS

3

The number of current Patriots players who have played in the last four Patriot Super Bowls (XXXVI, XXXVII, XXXIX, and XLII). Tom Brady, Kevin Faulk and Matt Light have been with the organization for all four appearances and have played in each one.

6

The number of current Patriots players with multiple Super Bowl appearances. (Tom Brady- XXXVI, XXXVII, XXXIX, and XLII, Deion Branch- XXXVII and XXXIX, Kevin Faulk- XXXVI, XXXVII, XXXIX, and XLII, Dan Koppen- XXXIX and XLII, Matt Light- XXXVI, XXXVII, XXXIX, and XLII, and Vince Wilfork- XXXIX and XLII.)

9

The number of current Patriots players with Super Bowl experience heading into this postseason. (Tom Brady- XXXVI, XXXVII, XXXIX, and XLII, Deion Branch- XXXVII and XXXIX, Kevin Faulk- XXXVI, XXXVII, XXXIX, and XLII, Dan Koppen- XLII, Niko Koutouvides- XL, Matt Light- XXXVI, XXXVII, XXXIX, and XLII, Logan Mankins- XLII, Wes Welker- XLII, and Vince Wilfork- XXXIX and XLII.)

22

The total number of appearances current Patriots have made in the Super Bowl, led by Tom Brady (4), Kevin Faulk (4) and Matt Light (4).






BILL BELICHICK NEWS & NOTES

THE HEAD COACH

Overall Record: 190-103 (.648)
Regular Season: 175-97 (.643)
Postseason: 15-6 (.714)
With Patriots overall: 153-58 (.725)
Super Bowl Titles: 5 (86, 90, 01, 03, 04)
Conf. Titles: 7 (86, 90, 96, 01, 03, 04, 07)
Division Titles: 16 (75, 78, 86, 89, 90, 96, 98, 01, 03, 04, 05, 06, 07, 09, 10, 11)



Bill Belichick is the only head coach in NFL history to win three Super Bowl titles in a four-year span. He has won more regular season games (121) and more games overall (135) during a 10-year stretch (2001-2010) than any other coach in NFL History. In the 2007 season, Belichick led the Patriots to the fourth undefeated and untied regular season and the first since the NFL established a 16-game schedule in 1978.

BELICHICK LEADS TEAM TO 11TH STRAIGHT WINNING RECORD

Bill Belichick has led the Patriots to a winning record for 11 consecutive seasons (2001-2011). The only other NFL coach to have at least 10 consecutive winning seasons with one team since the 1970 merger was Tom Landry, who led the Dallas Cowboys to 16 consecutive winning seasons (1970-1985).

BELICHICK BECOMES FIRST COACH WITH NINE STRAIGHT SEASONS OF 10 WINS

Bill Belichick is the first coach in NFL history with nine straight seasons with at least 10 victories after guiding the Patriots to nine 10-plus seasons from 2003 through 2011.

BELICHICK FIRST IN NFL HISTORY WITH 13-PLUS IN FIVE DIFFERENT SEASONS

Bill Belichick is the first head coach in NFL history with 13 or more wins in five different seasons.

- 2003-14-2
- 2004-14-2
- 2007-16-0
- 2010-14-2
- 2011-13-3

BELICHICK PASSES PARCELLS FOR 9TH PLACE

Bill Belichick moved past Bill Parcells into sole possession of 9th place in all-time coaching victories and now has 190 wins.

MOST WINS NFL COACHES

| Head Coach | Team(s) | Years of service | Record |
|--------------------------|----------------|------------------|------------------|
| 1. Don Shula | BAL, MIA | 33 | 347-173-6 |
| 2. George Halas | Chicago | 40 | 324-151-31 |
| 3. Tom Landry | Dallas | 29 | 270-178-6 |
| 4. Curly Lambeau | GB,Cards, WAS | 33 | 229-134-22 |
| 5. Chuck Noll | Pittsburgh | 23 | 209-156-1 |
| 6. M. Schottenheimer | CLE,KC,WAS,SD | 21 | 205-139-1 |
| 7. Dan Reeves | DEN,NYG,ATL | 23 | 201-174-2 |
| 8. Chuck Knox | LAR,BUF,SEA | 22 | 193-158-1 |
| 9. Bill Belichick | CLE, NE | 17 | 190-103-0 |
| 10. Bill Parcells | NYG,NE,NYJ,DAL | 19 | 183-138-1 |
| 11. Mike Holmgren | GB, SEA | 17 | 174-122-0 |
| 12. Joe Gibbs | Washington | 16 | 171-101-0 |
| 13. Paul Brown | CLE, CIN | 21 | 170-108-6 |

ELITE COMPANY

Bill Belichick is one of nine NFL head coaches to win three or more championships since the league began postseason play in 1933, but the only one to win three in four years. Belichick joined an exclusive club in which each of the eight other members has been enshrined in the Pro Football Hall of Fame.

HEAD COACHES WITH THREE OR MORE NFL TITLES

(Listed alphabetically)

| Head Coach | Championship Team(s) |
|-----------------------|---|
| Bill Belichick | Patriots (SB XXXVI, XXXVIII, XXXIX) |
| Paul Brown | Cleveland Browns (1950, 54, 55) |
| Weeb Ewbank | Baltimore Colts, New York Jets (1958, 59 SB III) |
| Joe Gibbs | Washington Redskins (SB XVII, XXII, XXVI) |
| George Halas | Chicago Bears (1921, 33, 40, 41, 46, 63) |
| Curly Lambeau | Green Bay Packers (1929, 30, 31, 36, 39, 44) |
| Vince Lombardi | Green Bay Packers (1961, 62, 65, SB I, II) |
| Chuck Noll | Pittsburgh Steelers (Super Bowl IX, X, XIII, XIV) |
| Bill Walsh | San Francisco 49ers (Super Bowl XVI, XIX, XXXIII) |

BELICHICK'S PATRIOTS RENAISSANCE

Any successful project requires a sound plan and once Head Coach Bill Belichick implemented his design on the Patriots, his approach has given him the best record of any NFL head coach who has coached over 40 games since 2001 (including the postseason).

NFL COACHES' RECORDS SINCE 2001

| Coach | Team | W | L | T | Pct. |
|-----------------------|-----------|------------|-----------|----------|-------------|
| Bill Belichick | NE | 148 | 47 | 0 | .759 |
| Tony Dungy | TB/IND | 101 | 41 | 0 | .711 |
| Mike Tomlin | PIT | 60 | 28 | 0 | .682 |

AMONG THE GREATS

Bill Belichick has recorded 190 career wins, for 9th all-time in NFL history. Belichick owns a career winning percentage of .648, which is third all-time, behind George Halas (.682) and Don Shula (.667).

TOP WINNING PERCENTAGE AMONG HEAD COACHES WITH AT LEAST 160 WINS (INCL. POSTSEASON)

| Head Coach | Team(s) | Years | W | L | T | Pct. |
|-----------------------|---------------|---------------------------|------------|------------|----------|-------------|
| George Halas | CHI | 1920-29,33-41,46-55,58-67 | 324 | 151 | 31 | .682 |
| Don Shula | BAL/MIA | 1963-95 | 347 | 173 | 6 | .667 |
| Bill Belichick | CLE/NE | 1991-95,00-11 | 190 | 103 | 0 | .648 |
| Curly Lambeau | GB/CHI/WAS | 1921-53 | 229 | 134 | 22 | .630 |

NOTE: Winning percentage calculated using current NFL rules, counting a tie as a half-win, half-loss.

SUPER SUCCESS

Bill Belichick is one of just four head coaches to win three Super Bowl championships. Belichick is the only coach to win three Super Bowls in the post-1993 salary cap era.

MOST SUPER BOWL VICTORIES

| Head Coach | Team | Titles | Seasons |
|-----------------------|-----------|----------|-------------------------|
| Chuck Noll | PIT | 4 | 1974, 1975, 1978, 1979 |
| Bill Belichick | NE | 3 | 2001, 2003, 2004 |
| Joe Gibbs | WAS | 3 | 1982, 1987, 1991 |
| Bill Walsh | SF | 3 | 1981, 1984, 1988 |

NOTE: Sorted by most recent championship. Super Bowls have determined NFL champion since 1966.

PLAYOFF SUCCESS

MOST PLAYOFF WINS BY AN NFL HEAD COACH

| Coach | Team(s) | Wins |
|-----------------------|---|-----------|
| Tom Landry | Dallas Cowboys | 20 |
| Don Shula | Baltimore Colts, Miami Dolphins | 19 |
| Joe Gibbs | Washington Redskins | 17 |
| Chuck Noll | Pittsburgh Steelers | 16 |
| Bill Belichick | Cleveland Browns, New England Patriots | 15 |

POSTSEASON PROWESS

BEST POSTSEASON RECORDS IN NFL HISTORY

| Head Coach | Team(s) | W | L | Pct. |
|-----------------------|---------------|-----------|----------|-------------|
| Vince Lombardi | GB/WAS | 9 | 1 | .900 |
| Tom Flores | Oakland | 8 | 3 | .727 |
| Bill Belichick | CLE/NE | 15 | 6 | .714 |
| Bill Walsh | San Francisco | 10 | 4 | .714 |

BELICHICK IS GOOD IN DECEMBER

Bill Belichick is 43-7 (.860) in December with New England, the best record in December among head coaches with one team in NFL history (min. 25 games). George Seifert is second (27-6, .818).

BELICHICK NAMED COACH OF THE YEAR IN 2010

The Associated Press named Bill Belichick the NFL's Coach of the Year for 2010. It is the third time that Belichick has earned the honor. He was also named coach of the year following the 2003 and 2007 seasons. Belichick joins Don Shula (4-time winner) and Chuck Knox as the only three-time winners. Belichick is the most successful head coach in Patriots history.

BELICHICK LEADS TEAM TO NFL-BEST 14-2 RECORD IN 2010

Bill Belichick guided the Patriots to an NFL-best 14-2 record in 2010. Belichick is the first head coach ever to win at least 14 regular-season games in four separate seasons. Only four other coaches — San Francisco's George Seifert (3), Washington's Joe Gibbs (2), Chicago's Mike Ditka (2) and Miami's Don Shula (2) — have more than one 14-win season.



TOM BRADY NEWS & NOTES

RECORDING SUCCESS

Tom Brady has quarterbacked the Patriots to victories in 124 of his 159 career regular-season starts, compiling a .780 winning percentage and giving him the best record of any quarterback in the Super Bowl era (since 1966).



TOP WINNING PERCENTAGES IN SUPER BOWL ERA

(Since 1966, Minimum 50 Starts, Regular Season Only)

| Player | Team(s) | Years | W | L | T | Pct. |
|------------------|-----------|----------------|------------|-----------|----------|-------------|
| Tom Brady | NE | 2000-11 | 124 | 35 | 0 | .780 |
| Roger Staubach | DAL | 1969-79 | 85 | 29 | 0 | .746 |
| Joe Montana | SF/KC | 1979-94 | 117 | 47 | 0 | .713 |

ACTIVE QUARTERBACKS WINNING PERCENTAGE

Minimum 32 Starts (two full seasons), Regular Season Only

| Quarterback | Team(s) | W | L | T | Pct. |
|--------------------|-----------|------------|-----------|----------|-------------|
| Tom Brady | NE | 124 | 35 | 0 | .780 |
| Ben Roethlisberger | PIT | 80 | 33 | 0 | .708 |
| Matt Ryan | ATL | 43 | 19 | 0 | .694 |
| Joe Flacco | BAL | 44 | 20 | 0 | .688 |
| Peyton Manning | IND | 141 | 67 | 0 | .678 |
| Aaron Rodgers | GB | 41 | 21 | 0 | .661 |

MOST CAREER WINS AS A STARTER

(Regular season only) Bold indicates active players

| Rk | Name | W | L | T | Pct. |
|------------|-----------------------|------------|-----------|----------|-------------|
| 1. | Brett Favre | 186 | 112 | 0 | .624 |
| 2. | John Elway | 148 | 82 | 1 | .643 |
| 3. | Dan Marino | 147 | 93 | 0 | .613 |
| 4. | Peyton Manning | 141 | 67 | 0 | .678 |
| 5t. | Tom Brady | 124 | 35 | 0 | .780 |
| 5t. | Fran Tarkenton | 124 | 109 | 6 | .531 |
| 7. | Johnny Unitas | 119 | 64 | 4 | .647 |
| 8. | Joe Montana | 117 | 47 | 0 | .713 |
| 9. | Terry Bradshaw | 107 | 51 | 0 | .677 |
| 10. | Warren Moon | 102 | 101 | 0 | .510 |

BRADY REACHES 5,000 YARDS IN 2011

Brady finished the season with 5,235 passing yards and joined Drew Brees (5,476 in 2011 and 5,069 in 2008), Dan Marino (5,084 in 1984) and Matthew Stafford (5,038 in 2011) as the only players in NFL history to reach 5,000 passing yards in a single season. Brady surpassed his previous career high of 4,806 passing yards in 2007.

Most Passing Yards in a season

| | |
|--------------|------------------------------------|
| 5,476 | Drew Brees, New Orleans in 2011 |
| 5,235 | Tom Brady, Patriots in 2011 |
| 5,084 | Dan Marino, Miami in 1984 |
| 5,069 | Drew Brees, New Orleans in 2008 |
| 5,038 | Matthew Stafford, Detroit in 2011 |

NFL RECORD FOR MOST PASSING YARDS PER GAME/SEASON

| Player | Team | Year | Yards/Game |
|------------------|-----------------|-------------|--------------|
| Drew Brees | New Orleans | 2011 | 342.3 |
| Tom Brady | Patriots | 2011 | 332.8 |

BRADY BECOMES SECOND PLAYER WITH TWO OR MORE SEASONS OF 39-PLUS TDS

Brady finished the 2011 season with 39 touchdown passes, marking the second highest total of his career, trailing the NFL-record of 50 he had in 2007. Brady joins Dan Marino as the only players in NFL history with at least two different seasons with 39 or more touchdown passes.

The Players with the Most Touchdown Passes in a single season in NFL history

| Player | Team | Season | TDs |
|------------------|-----------------|-------------|-----------|
| Tom Brady | Patriots | 2007 | 50 |
| Peyton Manning | Indianapolis | 2004 | 49 |
| Dan Marino | Miami | 1984 | 48 |
| Drew Brees | New Orleans | 2011 | 46 |
| Aaron Rodgers | Green Bay | 2011 | 45 |
| Dan Marino | Miami | 1986 | 44 |
| Matthew Stafford | Detroit | 2011 | 41 |
| Kurt Warner | St. Louis | 1999 | 41 |
| Tom Brady | Patriots | 2011 | 39 |
| Daunte Culpepper | Minnesota | 2004 | 39 |
| Brett Favre | Green Bay | 1996 | 39 |

BRADY TIED NFL MARK WITH 13 STRAIGHT GAMES WITH TWO OR MORE TOUCHDOWNS

Brady threw for one touchdown against the Jets (10/9/11), snapping his streak of 13 straight games with two or more touchdown passes. Brady's streak of 13 straight games with two or more touchdowns is tied with Peyton Manning's 2004 total and Aaron Rodgers' 2011 total for the longest such streak in NFL history.

BRADY HAS 16 CAREER 4-TD GAMES AFTER GETTING TWO IN 2011

Brady's four touchdowns at Buffalo (9/25/11) marked his 12th game with four touchdown passes. He has thrown four or more touchdowns in a game 16 times with 12 four-touchdown games, two five-touchdown games and two six-touchdown games.

Most Games with 4+ Touchdown Passes

| PLAYER | 4+ TD Games |
|---------------------|-------------|
| 1. Brett Favre | 23 |
| 2. Peyton Manning | 22 |
| 3. Dan Marino | 21 |
| 4. Johnny Unitas | 17 |
| 5. Tom Brady | 16 |
| 5. Drew Brees | 16 |

CONSECUTIVE GAMES WITH AT LEAST ONE TOUCHDOWN PASS CONTINUES FOR BRADY IN 2011

Brady has now thrown at least one touchdown pass in 32 straight regular season games to extend a team mark. Brady's 32 straight games are fourth all-time, behind Johnny Unitas (47), Drew Brees (43) and Brett Favre (36).

BRADY GOES OVER 300 YARDS FOR THE 45th TIME IN HIS CAREER

Brady had his 45th NFL game with 300 or more yards passing vs. Buffalo (1/1/12) and ranks third among active NFL quarterbacks, behind NFL-leader Peyton Manning (63) and Drew Brees (57). The Patriots are 39-6 when Brady throws for 300 or more yards.

NFL QUARTERBACK 300-YARD GAMES (*ACTIVE)

| Player | 300-Yard Games |
|-------------------|----------------|
| *Peyton Manning | 63 |
| Dan Marino | 63 |
| Brett Favre | 62 |
| *Drew Brees | 57 |
| Kurt Warner | 52 |
| Dan Fouts | 51 |
| Warren Moon | 49 |
| *Tom Brady | 45 |
| Joe Montana | 39 |

Brady had a career-best 11 300-yard game in the 2011 season which is the second most 300 yard games in a single season. The NFL record for most 300-yard games in a season is 13 by Drew Brees in 2011.

TOM BRADY'S RECORD AS A STARTER

| | Reg. Season | Playoffs | Total |
|-----------------|---------------|-------------|---------------|
| Overall: | 124-35 | 14-5 | 138-40 |
| Home: | 69-11 | 8-2 | 77-13 |
| Road: | 55-24 | 6-3* | 61-27* |

By Yardage Total

| | | | |
|----------------|-------|-----|-------|
| Less than 200: | 29-13 | 3-1 | 32-14 |
| 200-299: | 56-16 | 9-3 | 65-19 |
| 300 or more: | 39-6 | 2-1 | 41-7 |

Other Records

| | | | |
|------------------------|-------|------|--------|
| On Artificial Turf: | 65-7 | 4-3 | 69-10 |
| Temp. Below 40: | 28-3 | 8-2 | 36-5 |
| Thanksgiving or later: | 49-9 | 14-5 | 63-14 |
| Leading at Halftime: | 95-9 | 10-2 | 105-11 |
| Leading after 3 Qtrs: | 102-6 | 9-2 | 111-8 |
| Overtime: | 7-1 | 1-0 | 8-1 |
| Passer rating >100.0: | 71-4 | 6-0 | 77-4 |

*-Includes three Super Bowls at neutral sites



TOM BRADY NEWS & NOTES

BRADY CONCLUDES 31-GAME HOME WINNING STREAK

Tom Brady set an NFL record for most consecutive home wins as a starting quarterback with his 26th straight win in a regular-season home start following the 45-3 win against the Jets (12/06/10) and extended his streak to 31 before it ended with a 24-20 loss against the New York Giants (11/6).

MOST CONSECUTIVE REGULAR-SEASON HOME GAMES WON AS A STARTING QUARTERBACK:

| Player | Team | Years | Streak |
|--------------------|-----------|-----------------|-----------|
| Tom Brady | NE | 2006-011 | 31 |
| Brett Favre | GB | 1995-98 | 25 |
| John Elway | DEN | 1996-98 | 22 |
| Bob Griese | MIA | 1971-74 | 20 |
| Randall Cunningham | PHI | 1990-94 | 20 |

MOST CAREER TOUCHDOWNS

MOST TOUCHDOWNS CAREER

(regular season only) Bold indicates active players

| Rank | Name | Touchdowns |
|------|-----------------------|------------|
| 1. | Brett Favre | 508 |
| 2. | Dan Marino | 420 |
| 3. | Peyton Manning | 399 |
| 4. | Fran Tarkenton | 342 |
| 5t. | Tom Brady | 300 |
| 5t. | John Elway | 300 |
| 7. | Warren Moon | 291 |
| 8. | Johnny Unitas | 290 |
| 9. | Drew Brees | 281 |
| 10. | Vinny Testaverde | 275 |

BRADY AT 30 TOUCHDOWNS...AGAIN

Brady finished the year with 39 touchdowns. He became the sixth quarterback in NFL history to have 30 or more touchdown passes in at least three seasons.

MOST SEASONS WITH 30-PLUS TOUCHDOWN PASSES

| | |
|------------------|----------|
| Brett Favre | 9 |
| Peyton Manning | 6 |
| Dan Marino | 4 |
| Drew Brees | 4 |
| Tom Brady | 3 |
| Kurt Warner | 3 |

Brady is the second NFL player to have at least 35 touchdowns in three different seasons.

QBs with the most 35+ passing touchdowns in NFL history

| Player | 35+TD Pass Seasons |
|-------------|---|
| Tom Brady | 3 (50 in 2007, 36 in 2010 and 39 in 2011) |
| Brett Favre | 3 |

BRADY REACHES 30 TDS FOR THIRD TIME

Tom Brady (39) reached 30 touchdown passes in 2011. Brady now has three 30-touchdown seasons after throwing for an NFL-leading 36 in 2010 and an NFL-record 50 in 2007. He is one of just 13 NFL players since the 1970 merger to have at least two 30 touchdown seasons. The only other Patriots quarterback to have a 30-touchdown season was Vito Parilli in 1964 when he led the AFL with 31.

BRADY SETS FRANCHISE RECORD WITH 517 PASSING YARDS

Brady set a franchise record with 517 passing yards in the 2011 season-opener at Miami (9/12). The previous high was 426 yards by Drew Bledsoe vs. Minnesota on Nov. 13, 1994. Brady's previous best was 410 passing yards vs. Kansas City on Sept. 22, 2002. Brady is one of 12 NFL quarterback to throw for 500 yards or more. His 517 yards are the sixth highest in NFL history.

| PLAYER | TEAM | 500 YARD GAME |
|-------------------|-----------------|--------------------------|
| Norm Van Brocklin | LA Rams | 554 yards in 1951 |
| Warren Moon | Houston Oilers | 527 yards in 1990 |
| Boomer Esiason | Arizona | 522 yards in 1996 |
| Dan Marino | Miami | 521 yards in 1988 |
| Matthew Stafford | Detroit | 520 yards in 2011 |
| Tom Brady | Patriots | 517 yards in 2011 |

BRADY'S COMEBACKS

Brady has engineered 33 career game-winning performances to lead his team to a victory from a fourth-quarter deficit or tie.

| Date | Opp. | Score | in Reg. | Att | Cmp | Yds | TD | Int | Final |
|----------|--------|-------|---------|-----|-----|-----|----|-----|------------|
| 12/24/11 | MIA | 17-17 | 15:00 | 11 | 8 | 120 | 0 | 0 | 27-24 |
| 10/16/11 | DAL | 13-16 | 5:13 | 9 | 11 | 87 | 1 | 0 | 20-16 |
| 12/19/10 | GB | 21-27 | 13:49 | 6 | 5 | 82 | 1 | 0 | 31-27 |
| 10/17/10 | BAL | 10-20 | 14:53 | 24 | 16 | 156 | 1 | 1 | 23-20 OT |
| 09/14/09 | BUF | 13-24 | 5:32 | 13 | 11 | 112 | 2 | 0 | 25-24 |
| 12/29/07 | at NYG | 23-28 | 15:00 | 12 | 8 | 130 | 1 | 0 | 38-35 |
| 12/03/07 | at BAL | 17-24 | 14:25 | 17 | 7 | 113 | 1 | 0 | 27-24 |
| 11/25/07 | PHI | 24-28 | 15:00 | 16 | 11 | 109 | 0 | 0 | 31-28 |
| 11/04/07 | at IND | 10-20 | 9:42 | 10 | 8 | 144 | 2 | 0 | 24-20 |
| 01/14/07 | at SD* | 13-21 | 8:35 | 14 | 9 | 122 | 1 | 1 | 24-21 |
| 12/03/06 | DET | 13-21 | 13:07 | 15 | 14 | 101 | 0 | 0 | 28-21 |
| 11/26/06 | CHI | 10-10 | 14:46 | 7 | 6 | 98 | 1 | 0 | 17-13 |
| 11/13/05 | at MIA | 15-16 | 2:53 | 2 | 2 | 76 | 1 | 0 | 23-16 |
| 10/30/05 | BUF | 7-16 | 10:07 | 4 | 4 | 69 | 0 | 0 | 21-16 |
| 10/09/05 | at ATL | 28-28 | 3:52 | 2 | 2 | 17 | 0 | 0 | 31-28 |
| 09/25/05 | at PIT | 10-13 | 14:19 | 12 | 12 | 167 | 0 | 0 | 23-20 |
| 02/06/05 | PHI** | 14-14 | 15:00 | 4 | 2 | 33 | 0 | 0 | 24-21 |
| 10/03/04 | at BUF | 17-17 | 15:00 | 4 | 2 | 8 | 1 | 0 | 31-17 |
| 02/01/04 | CAR** | 29-29 | 1:08 | 5 | 4 | 47 | 0 | 0 | 32-29 |
| 01/10/04 | TEN* | 14-14 | 15:00 | 11 | 6 | 27 | 0 | 0 | 17-14 |
| 11/30/03 | at IND | 31-31 | 10:21 | 6 | 3 | 31 | 1 | 0 | 38-34 |
| 11/23/03 | at HST | 13-20 | 3:11 | 14 | 10 | 133 | 1 | 0 | (ot) 23-20 |
| 11/03/03 | at DEN | 23-26 | 2:51 | 4 | 5 | 58 | 1 | 0 | 30-26 |
| 10/19/03 | at MIA | 13-13 | 15:00 | 10 | 7 | 147 | 1 | 0 | (ot) 19-13 |
| 10/05/03 | TEN | 24-27 | 4:40 | 1 | 1 | 15 | 0 | 0 | 38-30 |
| 12/29/02 | MIA | 13-24 | 4:59 | 13 | 8 | 69 | 1 | 0 | (ot) 27-24 |
| 11/10/02 | at CHI | 19-30 | 5:16 | 14 | 9 | 116 | 2 | 0 | 33-30 |
| 09/22/02 | KC | 38-38 | 0:00 | 5 | 4 | 46 | 0 | 0 | (ot) 41-38 |
| 02/03/02 | STL** | 17-17 | 1:21 | 8 | 5 | 53 | 0 | 0 | 20-17 |
| 01/19/02 | OAK* | 3-13 | 15:00 | 27 | 20 | 138 | 0 | 0 | (ot) 16-13 |
| 12/16/01 | at BUF | 6-9 | 5:57 | 13 | 9 | 116 | 0 | 0 | (ot) 12-9 |
| 12/02/01 | at NYJ | 14-16 | 15:00 | 7 | 6 | 56 | 0 | 0 | 17-16 |
| 10/14/01 | SD | 16-26 | 8:48 | 18 | 13 | 130 | 1 | 0 | (ot) 29-26 |

^-Statistics are from the time noted until the end of the game * Divisional Playoffs ** Super Bowl

BRADY IN THE POSTSEASON

NFL ALL-TIME LEADERS / PLAYOFF VICTORIES AS STARTING QUARTERBACK

(Bold indicates active players)

| Player | Team(s) | Playoff Wins |
|------------------|---------------------|--------------|
| Joe Montana | San Fran./K.C. | 16 |
| Tom Brady | New England | 14 |
| Terry Bradshaw | Pittsburgh | 14 |
| John Elway | Denver | 14 |
| Brett Favre | Green Bay/Minnesota | 12 |
| Troy Aikman | Dallas | 11 |
| Roger Staubach | Dallas | 11 |

QUARTERBACKS WITH THREE OR MORE SUPER BOWL VICTORIES

| Quarterback | Team | Wins |
|------------------|-----------|----------|
| Terry Bradshaw | PIT | 4 |
| Joe Montana | SF | 4 |
| Troy Aikman | DAL | 3 |
| Tom Brady | NE | 3 |

PLAYERS WITH MULTIPLE SUPER BOWL MVP AWARDS

| Player | Team | MVPs |
|------------------|-----------|----------|
| Joe Montana | SF | 3 |
| Terry Bradshaw | PIT | 2 |
| Tom Brady | NE | 2 |
| Bart Starr | GB | 2 |

TOP QB HOME STARTING RECORDS SINCE 1970 MERGER (includes postseason)

| Player | Team(s) | W | L | T | Pct. |
|------------------|-----------|-----------|-----------|----------|-------------|
| Tom Brady | NE | 77 | 13 | 0 | .855 |
| Terry Bradshaw | PIT | 75 | 14 | 0 | .843 |
| John Elway | DEN | 104 | 25 | 0 | .806 |
| Steve Young | TB/SF | 63 | 19 | 0 | .768 |

BRADY HAD THREE STRAIGHT GAMES WITH 30 COMPLETIONS IN 2011

Brady tied an NFL record with three straight games with 30 completions after completing 32 at Miami (9/12), 31 vs. San Diego (9/18) and 30 at Buffalo (9/25). He shares the record with Drew Brees (2011), Steve Young (1995), Rich Gannon (2002), Kurt Warner (2008) and Peyton Manning (2010). The most 30 completion games Brady has had in a season is five in 2007.



TOM BRADY NEWS & NOTES

WINNINGEST COACH/QB TANDEM

Bill Belichick and Tom Brady have the best winning percentage among a head coach/starting quarterback tandem since the 1970 merger. The tandem's 124 wins are the most wins by any coach-QB tandem since the 1970 AFL-NFL merger.

WINNINGEST COACH/QB TANDEM SINCE 1970

(Regular Season Only – by winning percentage)

| Quarterback/Head Coach | Team | W | L | T | Pct. |
|---------------------------------|-----------|------------|-----------|----------|-------------|
| Tom Brady/Bill Belichick | NE | 124 | 35 | 0 | .780 |
| Ken Stabler/John Madden | OAK | 60 | 19 | 1 | .756 |
| Jim McMahon/Mike Ditka | CHI | 46 | 15 | 0 | .754 |
| Peyton Manning/Tony Dungy | IND | 73 | 24 | 0 | .753 |

WINNINGEST COACH/QB TANDEM SINCE 1970

(Regular Season Only – by victories)

| Quarterback/Head Coach | Team | W | L | T | Pct. |
|---------------------------------|-----------|------------|-----------|----------|-------------|
| Tom Brady/Bill Belichick | NE | 124 | 35 | 0 | .780 |
| Dan Marino/Don Shula | MIA | 116 | 68 | 0 | .630 |
| Terry Bradshaw/Chuck Noll | PIT | 107 | 51 | 0 | .601 |

TOM BRADY EARNS 20TH AFC OFFENSIVE PLAYER OF THE WEEK AWARD

Tom Brady was named the AFC Offensive Player of the Week after leading the Patriots on five straight second half scoring drives to help rally the Patriots from a 17-0 deficit to a 27-24 win vs. Miami (12/24/11). He also earned the award after throwing for 517 yards and four touchdowns, including a 99-yard touchdown pass to Wes Welker in Week 1 at Miami (9/12/11) and in Week 2 after a 423-yard effort with three touchdowns vs. San Diego (9/28/11). Brady has the second-most Player of the Week awards earned by a player since the accolade was instituted in 1984. He is the first player to earn AFC Offensive Player of the Week honors in back-to-back weeks to open a season. He joins Panthers kicker John Kasey (Special Teams, 1996) as the only players to garner consecutive Player of the Week laurels in Week 1 and Week 2 of the same year.

THE PLAYERS WITH THE MOST CAREER PLAYER OF THE WEEK AWARDS

| Player | Career | Team | POW Awards |
|------------------|---------------------|------------------------|------------|
| Peyton Manning | 1998-present | Colts | 21 |
| Tom Brady | 2000-present | Patriots | 20 |
| Dan Marino | 1983-1999 | Dolphins | 18 |
| Brett Favre | 1991-present | Packers, Jets, Vikings | 16 |
| John Elway | 1983-1998 | Broncos | 15 |

BRADY SETS NFL RECORD FOR MOST PASS ATTEMPTS WITHOUT AN INTERCEPTION

Tom Brady extended his streak to 358 consecutive regular season pass attempts without an interception in the season-opener before throwing his first interception since Oct. 17, 2010 in the 2011 opener at Miami game (9/12). Brady eclipsed Bernie Kosar's record of 308 pass attempts on Dec. 26, 2010 at Buffalo.

MOST CONSECUTIVE PASS ATTEMPTS WITHOUT AN INTERCEPTION

| | | |
|------------|-----------------------------|----------------|
| 358 | Tom Brady (Patriots) | 2010-11 |
| 308 | Bernie Kosar (Cleveland) | 1990-91 |
| 294 | Bart Starr (Green Bay) | 1964-65 |
| 279 | Jeff George (IND/ATL) | 1993-94 |
| 277 | Rich Gannon (Oakland) | 2001 |
| 271 | Jason Campbell (Washington) | 2007-08 |

BRADY HAD 11 STRAIGHT STARTS WITHOUT AN INTERCEPTION

Brady finished the 2010 season with 11 straight starts without an interception. That is the most consecutive starts without an interception in the NFL since the 1970 merger. The previous best was nine straight starts by Jason Campbell (2007-08) and Bernie Kosar (1991).

BRADY IS PATRIOTS ALL-TIME LEADING PASSER

Tom Brady passed Drew Bledsoe in 2009 to become the Patriots all-time passing yardage leader and currently has 39,979 career passing yards.

PATRIOTS ALL-TIME LEADING PASSERS

| Player | YEARS | ATT | COMP | YARDS |
|------------------|----------------|--------------|--------------|---------------|
| Tom Brady | 2000-11 | 5,321 | 3,397 | 39,979 |
| Drew Bledsoe | 1993-01 | 4,518 | 2,544 | 29,657 |
| Steve Grogan | 1975-90 | 3,593 | 1,879 | 26,886 |

BRADY SETS NFL RECORD WITH AT LEAST TWO TOUCHDOWNS AND NO INTERCEPTIONS IN NINE STRAIGHT GAMES

Quarterback Tom Brady set an NFL record by throwing at least two touchdowns without an interception in each of the final nine games of the 2010 season. Brady passed Don Meredith's previous record of six straight games with two or more touchdowns and no interceptions (1965-66).

BRADY REACHES 3,000 YARDS IN 2011 IN JUST NINE GAMES

Brady entered the Jets game on Nov. 13, 2011 with 2,703 yards and added 329 to set the NFL record for most yards through a team's first nine games with 3,032 yards. Brady joins Drew Brees (2011) as the only players to reach 3,000 yards passing in the first nine games of a season. It is Brady's ninth career 3,000-yard season.

Most passing yards through a team's first nine games of a season

| Player | Team | Year | Passing Yards |
|------------------|-----------------|-------------|---------------|
| Tom Brady | Patriots | 2011 | 3,032 |
| Drew Brees | Saints | 2011 | 3,004 |
| Phillip Rivers | Chargers | 2010 | 2,944 |
| Rich Gannon | Raiders | 2002 | 2,898 |
| Dan Fouts | Chargers | 1982 | 2,883 |
| Peyton Manning | Colts | 2009 | 2,872 |

BRADY REACHES 4,000 YARDS IN 2011

Brady reached 4,000 yards passing for the fourth time in his career on an 11-yard touchdown pass to Rob Gronkowski in the first quarter at Washington (12/11). His four 4,000-yard seasons are tied with Warren Moon and Philip Rivers for the fifth most in NFL history. Brady had 4,110 yards in 2005, 4,806 in 2007 and 4,398 in 2009 and 5,235 in 2011.

All-time 4,000-yard passing seasons

- 11 Peyton Manning
- 6 Dan Marino
- 6 Drew Brees
- 6 Brett Favre
- 4 Tom Brady**
- 4 Warren Moon
- 4 Philip Rivers

BRADY HAD 423 YARDS AS A FOLLOW-UP TO HIS 517 YARD PERFORMANCE IN MIAMI IN 2011

In the 2011 season opener in Miami (9/12), Brady threw for 517 yards, becoming one of 11 passers in NFL history to break the 500-yard mark. In Week 2 against San Diego (9/18), Brady became the first of those 11 500-yard passers to follow up his 500-yard performance by throwing for 400 or more yards. Before Brady's performance against the Chargers, only Drew Brees (2006) had followed-up a 500-yard game with 300 or more passing yards.

BRADY SCORES TWO RUSHING TOUCHDOWNS IN WIN VS. MIAMI IN 2011; SETS A CAREER-HIGH FOR A SEASON WITH THREE RUSHING TDS

Brady scored on two 1-yard touchdown runs in the win vs. Miami on Dec. 24, 2011 for a single-season career high of three rushing touchdowns for the 2011 season. His previous best was two rushing touchdowns in the 2007 season. It is the second time in his career that he has had two rushing touchdowns in a game. He scored two rushing touchdowns in the 2007 win vs. Washington on Oct. 28, 2007.

BRADY HAS 8TH GAME WITH 300 YDS AND 4 TDS

Tom Brady had his 8th game with 300 yards or more (326) and 4 TDs (and no interceptions) in a win against the Jets (12/6/10) last season. No other quarterback since the 1970 merger has accomplished that feat.



PATRIOTS OFFENSIVE NOTES

BRADY HAS 14 GAMES IN 2011 WITH 2 OR MORE TOUCHDOWNS

Brady threw three touchdowns against Buffalo in the 2011 season finale (1/1/12), marking Brady's 14th game in 2011 with two or more touchdowns, tying his franchise record for most games with two or more touchdowns in a season. Brady had 14 such games in 2007. The NFL record for most games with two or more touchdown passes in a season is 15 by Dan Marino in 1984.

BRADY THREW AT LEAST ONE TOUCHDOWN PASS IN ALL 16 GAMES IN 2011 FOR THE SECOND ATRIGHT SEASON

Brady had at least one touchdown pass in all 16 games of the 2011 season. Since the NFL went to a 16-game season in 1978, only seven quarterbacks have thrown for at least one touchdown in each game. Tom Brady and Drew Brees are the first to do so in two straight seasons (2010, 2011).

OBS WITH A LEAST ONE TD PASS IN ALL 16 GAMES IN A SEASON

| Tom Brady (New England) | 2010, 2011 |
|------------------------------|------------|
| Drew Brees (New Orleans) | 2010, 2011 |
| Daunte Culpepper (Minnesota) | 2004 |
| Brett Favre (Green Bay) | 2003 |
| Kurt Warner (St. Louis) | 1999 |
| Dan Marino (Miami) | 1984, 1986 |
| Dave Krieg (Seattle) | 1984 |

*16-game schedule was instituted in 1978

BRADY IS ONE OF SEVEN TO THROW FOR CONSECUTIVE 400 YARD GAMES

Brady is one of just seven NFL quarterbacks to have back-to-back games with 400 or more passing yards.

NFL RECORD FOR MOST CONSECUTIVE 400 OR MORE YARDS PASSING

2 Tom Brady, 2011

- 2 Cam Newton, Carolina, 2011
- 2 Matt Cassel, New England, 2008
- 2 Billy Volek, Tennessee, 2004
- 2 Phil Simms, N.Y. Giants, 1985
- 2 Dan Marino, Miami, 1984
- 2 Dan Fouts, San Diego, 1982

CLASS OF 2000

Tom Brady was the seventh quarterback selected in the 2000 NFL Draft, by the Patriots in the sixth round with the 199th overall pick.

Quarterbacks taken in the 2000 NFL Draft

| Rd | Pk | Player | Taken By |
|----|-----|-------------------|---------------|
| 1 | 18 | Chad Pennington | NY Jets |
| 3 | 65 | Giovanni Carmazzi | San Francisco |
| 3 | 75 | Chris Redman | Baltimore |
| 5 | 163 | Tee Martin | Pittsburgh |
| 6 | 168 | Marc Bulger | New Orleans |
| 6 | 183 | Spergon Wynn | Cleveland |
| 6 | 199 | Tom Brady | New England |

DEION BRANCH RETURNED TO THE PATRIOTS

Deion Branch was acquired by the Patriots in a trade with Seattle on Oct. 12, 2010. Originally a second-round pick of the Patriots in 2002, Branch was traded to Seattle in 2006 for a first round pick (Brandon Meriweather). Branch returned to a team that he helped win two Super Bowls. Branch was awarded the Pete Rozelle Trophy as the Most Valuable Player of Super Bowl XXXIX. His 11 receptions in the game tied the Super Bowl record, also achieved by Jerry Rice, Dan Ross and Wes Welker. On the day of Super Bowl XXXIX, Deion called a dozen of his former football coaches to thank them for the support that they gave him throughout his high school, junior college and college careers. Hours after talking to his coaches, he tied the Super Bowl record with 11 receptions and was named MVP of the game. Branch has turned in his biggest performances on the greatest stage in sports, leading all receivers in Super Bowls XXXVIII and XXXIX. He recorded a combined 21 receptions in the two games and owns two of the top seven receiving performances in Super Bowl history. His career reception total in the Super Bowl ranks third all-time, trailing only Jerry Rice (33) and Andre Reed (27)

DEION BRANCH GOES OVER 100 YARDS

Deion Branch registered his 11th career 100-yard game and the eighth as a member of the Patriots after finishing with 125 yards on six receptions at Philadelphia (11/27). It was his second 100-yard game of 2011. He had eight receptions for 129 yards vs. San Diego (9/18).

DAN CONNOLLY HAS THE LONGEST KICKOFF RETURN EVER BY AN OFFENSIVE LINEMAN

Dan Connolly was named AFC Special Teams Player of the Week after he returned a kickoff 71 yards to the 4-yard line in the second quarter of the Patriots win vs. Green Bay on Dec. 19, 2010. According to the Elias Sports Bureau, it is the longest kickoff return by an offensive lineman in NFL history. The run by Connolly topped the 48-yard touchdown return by Atlanta's Mal Snider in 1969. The previous longest kickoff return for a Patriots offensive lineman was a 27-yard return by G Stephen Neal on Nov. 30, 2008 vs. Pittsburgh. Connolly's previous best was a 16-yard return vs. Miami on Nov. 8, 2009. Connolly's return set up a 2-yard touchdown pass from Tom Brady to Aaron Hernandez that cut the Packers' lead to 17-14. Joked T Matt Light, "Dan Connolly has the best average for a kickoff returner in the NFL. I couldn't believe it when I was watching it. But you put the ball in the hands of an offensive lineman, and, well, naturally [what Connolly did] is not a real shocker."

JULIAN EDELMAN SETS FRANCHISE RECORD WITH A 94-YARD PUNT RETURN FOR A TOUCHDOWN

WR Julian Edelman set a franchise record with a 94-yard punt return for a touchdown in the second quarter vs. Miami (01/02/11). The Patriots' previous longest punt return was an 89-yard touchdown return by Mike Haynes vs. Buffalo on Nov. 7, 1976. Edelman returned his second career punt for a touchdown vs. Kansas City on Nov. 21, 2011 with a 72-yard return. He is the fourth Patriots player with two or more punt returns for a touchdown. He was named AFC Special Teams Player of the Week for his performance against Kansas City.

Most Punt Return Touchdowns/Patriots Career

- 3 Troy Brown
- 3 Irving Fryar
- 2 Julian Edelman
- 2 Mike Haynes

EDELMAN SETS PATRIOTS RECORD FOR BEST PUNT RETURN AVERAGE IN A SEASON

Edelman set a franchise record for the best punt return average in a single season with a 15.3-yard punt return average in 2010. The previous best was a 14.8 punt return average by Mack Herron in 1974. Edelman led the AFC and finished second in the NFL with a 15.3 punt return average. Chicago's Devin Hester led the NFL with a 17.1-yard average.

Patriots Best Punt Return Average/Season

| Player | Punt Rt Avg. | Year |
|----------------|--------------|------|
| Julian Edelman | 15.3 | 2010 |
| Mack Herron | 14.8 | 1974 |
| Troy Brown | 14.2 | 2001 |

EDELMAN HAS HIGHEST PUNT RETURN AVERAGE IN TEAM HISTORY

Edelman has returned 55 punts for 684 yards during his Patriots' career and leads the franchise with a 12.4-yard average.

HIGHEST PUNT RETURN AVERAGE, PATRIOTS CAREER (20 Returns)

| Player | Punt Rt Avg. | Year |
|----------------|--------------|------------------|
| Julian Edelman | 12.4 | 2009-11(55-684) |
| Mack Herron | 12.0 | 1973-75 (74-888) |
| Carl Garrett | 11.3 | 1969-72 (43-487) |
| Wes Welker | 10.6 | 2007-11 (89-942) |



PATRIOTS OFFENSIVE NOTES

EDELMAN GOES FROM STANDOUT QB TO WR

Edelman began his college football career with a year at the College of San Mateo (Calif.) before transferring to Kent State where as a senior he completed 56% of his passes (153 of 275 passes for 1,820 yards) with 13 touchdowns. He was also the leading rusher, gaining 1,551 yards on 215 attempts (an average of 7.5 yards per carry) and scoring 13 touchdowns. His offensive numbers broke Kent State's single-season record for total offense set by Joshua Cribbs in 2003.

EDELMAN GOES ON DEFENSE

Late in the fourth quarter of the Patriots' 37-16 win at the Jets (11/13), Edelman was pressed into service on defense and registered his first NFL tackle when he laid a hard hit on RB LaDainian Tomlinson. He continued to see action on defense throughout the season and finished the year with 14 total tackles.

KEVIN FAULK IS HIGH ON THE CHARTS

Kevin Faulk has filled various roles since joining the team in 1999. He is the Patriots all-time leader in all-purpose yards with 12,349 and kickoff return yards (4,098) and is the Patriots' all-time leading return specialist, totaling 5,041 combined yards. He ranks fifth in rushing (3,607), fifth in receptions (431), 11th in pass receiving yards (3,701) and 21st in scoring (200). Faulk owns the longest non-touchdown kickoff return in team history when he covered 95 yards on a return against the New York Jets (11/15/99).



PATRIOTS LEADERS / ALL-PURPOSE YARDS ALL-TIME

| Player | Years | ALL-PURPOSE YARDS |
|--------------------|----------------|-------------------|
| Kevin Faulk | 2001-11 | 12,349 |
| Stanley Morgan | 1977-89 | 11,468 |
| Troy Brown | 2001-07 | 11,053 |
| Irving Fryar | 1984-92 | 8,184 |

He is one of just six NFL players this past decade to total 3,000 rushing yards and 3,000 receiving yards. (Tiki Barber, Brian Westbrook, Marshall Faulk, Michael Pittman and LaDainian Tomlinson.

FAULK IS THIRD ON ALL-TIME YARDS FROM SCRIMMAGE

Faulk is third on the Patriots all-time list with 7,308 yards from scrimmage.

PATRIOTS LEADERS / YDS FROM SCRIMMAGE ALL-TIME

| Player | Years | Rush-Yd | Rec.-Yd | Yd/Scrim. |
|--------------------|----------------|-----------------|-----------------|-------------|
| Stanley Morgan | 1977-1989 | 21-127 | 534-10352 | 10479 |
| Sam Cunningham | 1973-1982 | 1385-5453 | 210-1905 | 7358 |
| Kevin Faulk | 1999-11 | 862-3607 | 431-3701 | 7308 |
| Tony Collins | 1981-1987 | 1191-4647 | 261-2356 | 7003 |

FAULK: FRANCHISE RB RECEPTIONS LEADER

Faulk is the Patriots' all-time leader in receptions by a running back, totaling 431 career receptions. His receiving total ranks fifth on the Patriots' overall receptions list. He is one of 26 running backs in NFL history to reach 400 receptions.

RECEPTIONS BY PATRIOTS RUNNING BACKS

| Player | Years | Rec. |
|--------------------|------------------|------------|
| Kevin Faulk | 1999-2011 | 431 |
| Tony Collins | 1981-87 | 261 |
| Sam Cunningham | 1973-79, 1981-82 | 210 |
| Larry Garron | 1960-68 | 185 |

ACTIVE NFL RB RECEIVING LEADERS

| Rk | Player | Years | Rec.Yards. |
|----|----------------------------------|------------------|--------------|
| 1 | LaDainian Tomlinson (SD/NYJ) | 2001-2011 | 4,772 |
| 2 | Kevin Faulk (New England) | 1999-2011 | 3,701 |

BENJARVUS GREEN-ELLIS IS HIGH ON THE TOUCHDOWN LIST SINCE 2010

Since the beginning of the 2010 season, RB BenJarvus Green-Ellis has 24 touchdown runs (13 in 2010 and 11 in 2011). Green-Ellis' total of 24 touchdowns since the beginning of 2010 are tied for the second most in the NFL.

Most Rushing Touchdowns Since 2010

| Player | Touchdowns |
|------------------------------|------------|
| Arian Foster (Houston) | 26 |
| BenJarvus Green-Ellis | 24 |
| LeSean McCoy (Phila.) | 24 |
| Adrian Peterson (Minnesota) | 24 |
| Michael Turner (Atlanta) | 23 |

BENJARVUS GREEN-ELLIS – THE LAW FIRM

BenJarvus Green-Ellis earned the nickname the Law Firm from his Patriots teammates because of his multi-part name. He was signed by the Patriots as an undrafted free agent in 2008 out of the University of Mississippi. As a rookie, he recorded touchdowns in four straight games after being called up from the practice squad in October. Green-Ellis recalls the first time he heard the nickname "The Law Firm" -- it was on ESPN -- and joked that if he's the Law Firm that makes Patriots coach Bill Belichick the Supreme Court, and Robert Kraft the owner of the entire court.

GREEN-ELLIS MOVES INTO 7TH PLACE ON THE PATRIOTS ALL-TIME LIST

RB BenJarvus Green-Ellis had two rushing touchdowns at Philadelphia (11/27) to move past Don Calhoun (23) into 7th place on the Patriots all-time rushing list. He now has 29 career touchdowns. Curtis Martin and Tony Collins are next on the list with 32 touchdowns. Green-Ellis is the 10th player in Patriots history to record 20 or more rushing touchdowns in a New England uniform.

GREEN-ELLIS POSTS BACK-TO-BACK 10 PLUS TD SEASONS

Green-Ellis added two rushing touchdowns in the 2011 season-finale to bring his season total to 11 touchdowns. With 13 rushing touchdowns in 2010 and 11 in 2011, Green-Ellis is the third running back in team history with back-to-back 10-plus touchdown seasons. Corey Dillon with three straight (2004-06) and Curtis Martin (1995-96) are the others.

CONSECUTIVE 10-PLUS TOUCHDOWN SEASONS / PATRIOTS HISTORY

3 Randy Moss – 2007, 2008, 2009

3 Corey Dillon – 2004, 2005, 2006

2 Rob Gronkowski - 2010, 2011

2 BenJarvus Green-Ellis, 2010, 2011

2 Curtis Martin – 1995, 1996

MOST 10-PLUS TOUCHDOWN SEASONS / PATRIOTS HISTORY

3 Randy Moss – 2007, 2008, 2009

3 Corey Dillon – 2004, 2005, 2006

2 Rob Gronkowski – 2001, 2011

2 Ben Jarvus Green-Ellis,- 2010, 2011

2 Curtis Martin – 1995, 1996

2 Stanley Morgan – 1979, 1986

PATRIOTS WIN WHEN GREEN-ELLIS SCORES

The Patriots are now 22-1 (.957) when Green-Ellis has a rushing touchdown in a game. The only Patriots loss was a 2008 game at Indianapolis.

GREEN-ELLIS HAS SIX CAREER TWO-TD GAMES

Green-Ellis had his sixth career two-touchdown game and his third two-touchdown game of the 2011 season with two in the season-finale vs. Buffalo (1/1/12). He also had two touchdowns on Oct. 9, 2011 in the win vs. New York Jets and two at Philadelphia on Nov. 27, 2011.

GREEN-ELLIS HAS CAREER LONG WITH A 53-YARD RECEPTION

Green-Ellis had a 53-yard pass reception in the third quarter vs. Buffalo (1/1/12), his longest of his career. His previous best was a 25-yard reception vs. Kansas City on Nov. 21, 2011.



PATRIOTS OFFENSIVE NOTES

GRONKOWSKI SETS NFL RECORD FOR RECEIVING YARDS BY A TIGHT END

Rob Gronkowski finished the 2011 season with 1,327 receiving yards, surpassing San Diego's Kellen Winslow's 1980 record of 1,290 receiving yards for most receiving yards in a season by a tight end. New Orleans' Jimmy Graham also broke Winslow's old record, but finished with 1,310 receiving yards, 17 shy of Gronkowski's new record.



Most Receiving Yards by Tight End in the NFL

| Player | Yards | Year |
|-----------------------------|--------------|-------------|
| Rob Gronkowski | 1,327 | 2011 |
| Jimmy Graham (NO) | 1,310 | 2011 |
| Kellen Winslow (SD) | 1,290 | 1980 |
| Tony Gonzalez (KC) | 1,258 | 2004 |
| Todd Christiansen (Raiders) | 1,247 | 1983 |
| Jackie Smith (STL) | 1,205 | 1967 |
| Tony Gonzalez (KC) | 1,203 | 2000 |
| Pete Retzlaff (PHI) | 1,190 | 1965 |
| Ben Coates (NE) | 1,174 | 1994 |

Most Receiving Yards by a Patriots Tight End

| Player | Yards | Year |
|-----------------------|--------------|-------------|
| Rob Gronkowski | 1,327 | 2011 |
| Ben Coates | 1,174 | 1994 |
| Ben Coates | 915 | 1995 |
| Aaron Hernandez | 910 | 2011 |
| Marv Cook | 808 | 1991 |
| Don Hasselbeck | 808 | 1981 |

Most Receptions by a Patriots Tight End

| Player | Rec. | Year |
|-----------------------|-----------|-------------|
| Ben Coates | 96 | 1994 |
| Rob Gronkowski | 90 | 2011 |
| Ben Coates | 84 | 1995 |
| Marv Cook | 82 | 1991 |
| Aaron Hernandez | 79 | 2011 |

GRONKOWSKI SETS NFL MARK FOR TOUCHDOWNS BY A TIGHT END IN A SEASON

Gronkowski extended his NFL record for overall touchdowns in a single season by a tight end with two touchdown receptions vs. Buffalo (1/1/12) to 18 overall touchdowns (17 receiving and 1 rushing). Gronkowski passed the old mark of 13 receiving touchdowns by Vernon Davis (SF in 2009) and Antonio Gates (SD in 2004). In addition to his 17 touchdown receptions, Gronkowski scored on a lateral in the third quarter vs. Indianapolis (12/4) for his first ever rushing play.

MOST TOTAL TDs BY A TIGHT END IN A SINGLE NFL SEASON

| 18 | Rob Gronkowski | NE | 2011 | (17 pass, 1 rush) |
|----|----------------|----|------|-------------------|
| 13 | Vernon Davis | SF | 2009 | (13 pass) |
| 13 | Antonio Gates | SD | 2004 | (13 pass) |

MOST TD RECEPTIONS BY A TIGHT END IN A SINGLE NFL SEASON

| 17 | Rob Gronkowski | NE | 2011 |
|----|----------------|----|------|
| 13 | Vernon Davis | SF | 2009 |
| 13 | Antonio Gates | SD | 2004 |

GRONKOWSKI SECOND PATRIOTS TIGHT END TO REACH 1,000 YARDS

Gronkowski became the second tight end in New England Patriots history to go over 1,000 receiving yards after gaining 160 at Washington (12/11). He moved past TE Ben Coates (1,174 yards in 1994) to set the franchise record for most receiving yards by a Patriots tight end with 1,327 yards. He is the seventh tight end in NFL history to reach 1,200 yards.

GRONKOWSKI BECOMES FIRST PATRIOTS TIGHT END TO RECORD A RUSHING TOUCHDOWN

Gronkowski scored a 2-yard touchdown on a lateral from Tom Brady in the third quarter vs. Indianapolis (12/4), becoming the first tight end in Patriots history to score a rushing touchdown. Gronkowski is the first NFL tight end to score a rushing touchdown since Tennessee's Bo Scaife had a 31-yard scoring run against Baltimore on Nov. 12, 2006. He is the first tight end since the 1970 merger to have two receiving touchdowns and a rushing touchdown in the same game.

GRONKOWSKI LEADS AFC IN SCORING AMONG NONKICKERS; FIRST TIME EVER THAT A TIGHT END HAS LED A CONFERENCE IN SCORING

Gronkowski led the AFC in scoring among nonkickers with 108 points in 2011 and finished second in the NFL to Philadelphia's LeSean McCoy, who has 120 points. It is the first time in NFL history that a tight end has led his conference in scoring.

BACK-TO-BACK 10 TOUCHDOWN SEASONS

Gronkowski set a Patriots record with 10 touchdowns in 2010 and broke that record with his 11th touchdown reception at Philadelphia on Nov. 27. With back-to-back 10 touchdown seasons (10 in 2010 and 17 in 2011), Gronkowski is the second Patriots player to have back-to-back seasons with 10 or more touchdown reception seasons. Randy Moss had three straight from 2007-09.

CONSECUTIVE 10-PLUS TOUCHDOWN SEASONS / PATRIOTS HISTORY

- 3 Randy Moss – 2007, 2008, 2009
- 3 Corey Dillon – 2004, 2005, 2006
- 2 Rob Gronkowski - 2010, 2011**
- 2 BenJarvus Green-Ellis – 2010, 2011
- 2 Curtis Martin – 1995, 1996

MOST 10-PLUS TOUCHDOWN SEASONS / PATRIOTS HISTORY

- 3 Randy Moss – 2007, 2008, 2009
- 3 Corey Dillon – 2004, 2005, 2006
- 2 Rob Gronkowski – 2001, 2011**
- 2 BenJarvus Green-Ellis – 2010, 2011
- 2 Curtis Martin – 1995, 1996
- 2 Stanley Morgan – 1979, 1986

GRONKOWSKI IS SECOND TIGHT END IN NFL HISTORY WITH BACK-TO-BACK 10-PLUS TD SEASONS

Gronkowski is the second tight end ever to have back to back 10-plus touchdown seasons, joining Antonio Gates (2004-05).

CONSECUTIVE 10-PLUS TD SEASON BY A TE /NFL HISTORY

- Rob Gronkowski 10 in 2010 and 17 in 2011**
- Antonio Gates 13 in 2004 and 10 in 2005

GRONKOWSKI REACHED 20 TDS IN FEWEST GAMES AMONG TEs IN NFL HISTORY

With his two touchdowns vs. Kansas City (11/21), Gronkowski reached the 20 touchdown mark in just 26 career games, the fewest games among tight ends in NFL history.

THE TIGHT ENDS TO REACH 20 TOUCHDOWN RECEPTIONS IN THE FEWEST GAMES

| Player | Team | Games to 20 TD catches |
|-----------------------|-----------------|------------------------|
| Rob Gronkowski | Patriots | 26 |
| Mike Ditka | Chicago | 31 |
| Kellen Winslow | San Diego | 35 |
| Antonio Gates | San Diego | 37 |

GRONKOWSKI THIRD ON PATRIOTS LIST FOR TOUCHDOWNS BY A TIGHT END

Most Receiving Touchdowns by a Patriots Tight End

| Player | TD | Years |
|-----------------------|-----------|---------------------|
| Ben Coates | 50 | 1991-99 |
| Russ Francis | 28 | 1975-88 |
| Rob Gronkowski | 27 | 2010-Present |
| Ben Watson | 20 | 2004-09 |

MOST TD CATCHES BY A PATS TIGHT END

MOST TOUCHDOWN CATCHES IN A SEASON BY A PATRIOTS TIGHT END

| Player | Year | Rec | Yds | Avg | Lg | TD |
|-----------------------|-------------|-----------|-------------|-------------|------------|-----------|
| Rob Gronkowski | 2011 | 90 | 1327 | 14.7 | 52t | 17 |
| Rob Gronkowski | 2010 | 42 | 546 | 13 | 28 | 10 |
| Ben Coates | 1996 | 62 | 682 | 11 | 84t | 9 |



PATRIOTS OFFENSIVE NOTES

GRONKOWSKI'S 18 OVERALL TDS ARE SECOND MOST BY A PATRIOT IN A SEASON

Gronkowski finished the 2011 season with 18 overall touchdowns (17 receiving, 1 rushing). His 18 overall touchdowns passed Curtis Martin (17 overall in 1996) for the second highest single season total in Patriots history. Randy Moss had a franchise record 23 total touchdowns in 2007.

PATRIOTS RECORD BOOK / MOST TOUCHDOWNS IN A SEASON

| Player | Season | TDs |
|-----------------------|-------------|-----------|
| Randy Moss | 2007 | 23 |
| Rob Gronkowski | 2011 | 18 |
| Curtis Martin | 1996 | 17 |

GRONKOWSKI: NFL TIGHT END RECORD OF SEVEN GAMES OF TWO OR MORE TDS IN 2011

Gronkowski had his ninth game overall with two or more touchdowns and his seventh game in 2011 with two or more touchdowns in the season-finale vs. Buffalo (1/1/12). The seven games with two or more touchdowns extends his NFL record for a tight end. Antonio Gates (San Diego in 2004) and Jerry Smith (Washington in 1967) each had four two-touchdown games. The NFL record for most two-plus touchdown reception games in a season is eight by Randy Moss with the Patriots in 2007. Gronkowski's is tied with Cris Carter (1995) and Jerry Rice (1987) for the second most games with two or more touchdowns in a single season

MOST GAMES WITH 2+ TD RECEPTIONS/SEASON

| | | |
|----------|----------------------------------|-------------|
| 8 | Randy Moss (Patriots) | 2007 |
| 7 | Rob Gronkowski (Patriots) | 2011 |
| 7 | Cris Carter (Minnesota) | 1995 |
| 7 | Jerry Rice (San Francisco) | 1987 |

GRONKOWSKI LEADS ALL TIGHT ENDS WITH 27 TOUCHDOWN CATCHES SINCE 2010

Gronkowski has 27 touchdown receptions since the start of the 2010 season, are the most among all NFL tight ends and second among all NFL players.

Most Touchdowns by a Tight End Since 2010

| Player | Touchdowns |
|-----------------------|------------|
| Rob Gronkowski | 27 |
| Antonio Gates | 17 |
| Jimmy Graham | 16 |
| Jason Witten | 14 |

Most Touchdown Receptions Since 2010

| Player | Touchdowns |
|-----------------------|------------|
| Calvin Johnson | 28 |
| Rob Gronkowski | 27 |
| Greg Jennings | 21 |

GRONKOWSKI SETS TEAM MARK WITH A TD REC. IN SIXTH STRAIGHT GAME

Gronkowski set a franchise record with a touchdown reception in his sixth straight game at Washington (12/11). The Patriots record for most consecutive games with at least one touchdown is seven by Curtis Martin.

GRONKOWSKI GOES OVER 100

Gronkowski registered his sixth career 100-yard game and his fifth of the 2011 season after finishing with 108-yards in the season-finale vs. Buffalo (1/1/12). Gronkowski had a career-high 160 yards on six receptions at Washington (12/11). His previous best was a 113 yards at the NY Jets on Nov. 13, 2011. The highest output for a New England tight end were 161 yards by Ben Coates on Sept. 4, 1994 at Miami.

GRONKOWSKI: 13TH TIME IN AN NFL TIGHT END HAS 90 RECEPTIONS

Gronkowski finished the season with 90 receptions, posting the 13th season with 90 or more receptions by a tight end. New Orleans's Jimmy Graham also recorded 90 or more receptions as a tight end this season.

ALL IN THE FAMILY

Rob Gronkowski grew up playing football against his brothers in the backyard. Now three of the five brothers are playing in the NFL. Dan Gronkowski, finished the 2011 season with Cleveland after spending part of the season on the Patriots. He also spent time with Detroit (2009) and Denver (2010). Chris is currently playing for Indianapolis after spending the 2010 season with Dallas. The Gronkowskis are among 23 different sets of brothers currently in the NFL, yet they are the only family that can claim to have three siblings in the league. According to the Pro Football Hall of Fame, the Gronkowski brothers join nine other families to have at least three brothers playing at the same time. Gronkowski brothers join nine other families to have at least three brothers playing at the same time.

| Family | Brothers | Yr. in NFL at Same Time |
|------------|----------------------------------|-------------------------|
| Gronkowski | Rob, Dan, Chris | 2010- 2011 |
| Baldinger | Brian, Gary, Rich | 1986-88, 90-92 |
| Browner | Joey, Keith, Ross | 1984-87 |
| Olsen | Merlin, Phil, Orrin | 1976 |
| Saul | Rich, Bill, Ron | 1970 |
| Richardson | Gloster, Tom, Willie | 1969 |
| Rooney | Bill, Cobb, Joe | 1924-27 |
| Kinderdine | Hobby, Shine, Walt | 1924 |
| Nesser | Al, Frank, Fred, John, Phil, Ted | 1921 |

GRONKOWSKI'S 27 TDS ARE SECOND MOST IN FIRST TWO NFL SEASONS

Most Touchdown Catches First Two NFL seasons

| No. | Player |
|-----------|------------------------------------|
| 28 | Randy Moss (Minnesota – 17 and 11) |
| 27 | Rob Gronkowski (10 and 17) |
| 25 | Bob Hayes (Dallas – 12 and 13) |

TIGHT END TANDEM: GRONKOWSKI AND HERNANDEZ COMBINE FOR MOST RECEPTIONS BY A TIGHT END PAIR IN NFL HISTORY

Ron Gronkowski (90) and Aaron Hernandez (79) combined for 169 receptions in 2011, the most by a pair of tight end in the same season in NFL history. Jason Witten (94) and Martellus Bennett (33) combined for 127 in 2010 with Dallas for the second most. Their combined yardage total of 2,237 in 2011 is the most by any tight end pair in NFL history.

TIGHT END COMBINE FOR 24 TDS IN 2011

Gronkowski (17) and Hernandez (7) combined for 24 touchdown receptions. Last season, Gronkowski had 10 touchdown catches, while Hernandez had six. It is the first time in NFL history a tight end tandem has had five or more touchdowns in consecutive seasons.

AARON HERNANDEZ LEARNS FROM HIS BROTHER

The relationship between Aaron Hernandez and his older brother D.J. has taken on many roles over the years: sibling, teammate, role model and surrogate father. They played high school football together – D.J. the star senior quarterback and Aaron, the athletic but not quite ready freshman. When their father passed away when Aaron was 17, he relied on his brother even more. "I just followed my brother's footsteps," he told the Providence Journal. "I just tried to follow his work ethic because he did everything the right way. He was always successful." D.J., now the quarterbacks coach at Brown, has tried to instill hard work and perseverance in his younger brother. It's paying off, as Aaron started last season as the youngest active player on an NFL roster and continues to thrive in the Patriots offense.

HERNANDEZ SETS CAREER-HIGH WITH SEVEN TOUCHDOWNS IN 2011

Hernandez set a single-season career high with his seventh touchdown of the season on a 39-yard pass from Tom Brady in the second quarter vs. Buffalo (1/1/12) in the season-finale. As a rookie in 2010, he had six touchdown receptions.



PATRIOTS OFFENSIVE NOTES

HERNANDEZ PUTS UP BIG NUMBERS IN 2011

Hernandez finished the 2011 season with 79 receptions for 910 yards and seven touchdowns. The 910 yards are the fourth best in Patriots history for a tight end and the 79 receptions fifth best in a single season.

Most Receiving Yards by a Patriots Tight End

| Player | Yards | Year |
|------------------------|------------|-------------|
| Rob Gronkowski | 1,327 | 2011 |
| Ben Coates | 1,174 | 1994 |
| Ben Coates | 915 | 1995 |
| Aaron Hernandez | 910 | 2011 |
| Marv Cook | 808 | 1991 |
| Don Hasselbeck | 808 | 1981 |

Most Receptions by a Patriots Tight End

| Player | Rec. | Year |
|------------------------|-----------|-------------|
| Ben Coates | 96 | 1994 |
| Rob Gronkowski | 90 | 2011 |
| Ben Coates | 84 | 1995 |
| Marv Cook | 82 | 1991 |
| Aaron Hernandez | 79 | 2011 |

CHAD OCHOCINCO NAME CHANGE

Chad Ochocinco was acquired by the Patriots in a trade with Cincinnati on July 29, 2011. He played as Chad Johnson for the first seven years of his Bengals career. He legally changed his last name to Ochocinco prior to the 2008 season. Upon joining the Patriots, TE Aaron Hernandez switched his jersey number from 85 to 81 to accommodate Ochocinco. Said Ochocinco on getting number 85 from Hernandez: "Nothing [exchanged]. It was Mr. Hernandez's way of greeting me here. He gave me the number, I didn't have to pay anything. I just shook his hand and said, 'Thank you.'"

2011 FIRST ROUND PICK NATE SOLDER

It only took a day for Nate Solder to decide to change from his lifelong position of tight end to tackle after playing his freshman year at Colorado as a tight end. "My coaches came to me and said, 'You'd be an all right tight end, but you'd be an even better tackle,'" he told the Boston Globe. "I've always wanted to be great, so that's why I moved to tackle." He added over 30 pounds after his redshirt freshman season and was named the team's starting left tackle. He played in 2,540 of 2,542 offensive plays over the next three seasons at Colorado and has been an immediate contributor on the Patriots offensive line at right tackle. He's even had the chance to return to his tight end roots, occasionally filling in as the third tight end in short-yardage situations.

MATTHEW SLATER: LIKE FATHER LIKE SON

Matthew Slater, drafted in 2008, is one of six sons of Hall of Fame members to be drafted in NFL history.

HALL OF FAME FATHERS WITH SONS DRAFTED IN THE NFL

- Jackie Slater (class of 2001) – son, Matthew Slater (NE)
- Howie Long (class of 2000) – son, Chris Long (STL)
- Bobby Bell (class of 1983) – son, Bobby Bell (NYJ)
- Tony Dorsett (class of 1994) – son, Anthony Dorsett (HOU)
- Bob Griese (class of 1990) – son, Brian Griese (DEN)
- Kellen Winslow (class of 1995) – son, Kellen Winslow (CLE)

SLATER RECORDS FIRST CAREER RECEPTION

Slater registered his first NFL reception with a 46-yard reception from QB Tom Brady in the first quarter of the 2011 season-opener at Miami (9/12).

SLATER MAKES FIRST NFL START ON DEFENSE

Slater made his first ever NFL start when he lined up at safety vs. Indianapolis (12/4). Slater was credited with seven total tackles and one forced fumble. Matthew Slater forced Indianapolis running back Delone Carter to fumble in the third quarter and Kyle Arrington recovered the loose ball to give the Patriots possession at their own 34-yard line. Slater finished the 10 total tackles.

DONALD THOMAS: FROM NO HIGH SCHOOL FOOTBALL TO THE NFL

Donald Thomas found football while playing basketball. A former high school baseball and basketball player who had never played football at any level, Thomas arrived at the University of Connecticut looking for an identity. He often played pickup basketball at the student gymnasium and one day found himself playing with several members of the UConn football team who convinced him to join the team. After meeting with coaches, Thomas walked on to the team as a defensive lineman for the scout team in 2003. He redshirted a year before contributing on special teams. In 2007, he got his chance to play offensive guard, earning All-Big East honors before being selected in the sixth round of the 2008 draft by the Miami Dolphins. As Thomas told the Brockton Enterprise, "Things just took off. It's crazy. This is only my fifth year (of) really playing guard, while some guys have been playing O-line for 15, almost 20 years. I'm not trying to brag or anything, but that's just rare."

GREETINGS FROM KAARST, GERMANY: SEBASTIAN VOLLMER MAKES HIS MARK

A native of Kaarst, Germany, Vollmer did not begin playing football until the age of 14 when he started playing for the Dusseldorf club team. Vollmer helped lead his German prep school team to two national football championships. His early football success landed him an appearance in the 2004 Global Junior Championships in San Diego, which led him to a scholarship at Houston. He spoke almost no English when he signed with Houston, but he became fluent in the language as he developed from a 250-pound tight end into a 315-pound lineman who started his final 25 games at tackle for the Cougars. Vollmer's collegiate career created interest from the NFL where the Patriots drafted him in the second round of the 2009 draft. Nicknamed Seabass, during his playing days at Houston. The nickname has carried over to the NFL.

WATERS BEGAN HIS CAREER AS A TIGHT END

Despite going to five Pro Bowls as a guard, there was a time when even Brian Waters didn't know his position. He played tight end for three years in college at North Texas before becoming the team's starting defensive end, backup tight end and fill-in fullback as a senior. He was signed by Dallas as a rookie free agent tight end in 1999 but did not make the team. He was signed by Kansas City the following winter and was sent to the Berlin Thunder of NFL Europe as an offensive lineman. Waters returned to the NFL in 2000, making the Kansas City roster as an offensive lineman. Now with the Patriots, it's clear how Waters carved out a permanent position for himself in the NFL. Said Bill Belichick, "Every time I go by his locker he's studying his game plan. Very professional. I've really been impressed with not only the way he's performed, but just the way he's gone about his job. He adds a lot of quiet leadership."

WOODHEAD GOES FROM DIVISION II TO THE NFL

Danny Woodhead was a standout at Division II Chadron State in Nebraska. He averaged 178.9 yards per game and totaled 101 rushing touchdowns during his collegiate career. Woodhead's outstanding junior and senior seasons earned him two Harlon Hill Trophies, the Division II equivalent to the Heisman Trophy. He is one of just three players to ever win two or more Harlon Hill Trophies, joining Texas A&M University-Kingsville running back Johnny Bailey, who won it three times (1987-89) before playing six seasons in the NFL for the Bears, Cardinals, and Rams. Valdosta State University's Dusty Bonner was the only other player to win the Harlon Hill Trophy multiple times (2000 and 2001).

DANNY WOODHEAD HAS HIGHEST RUSHING AVERAGE

Danny Woodhead's career average of 5.160 is the best ever in franchise history among any players with at least 100 rushing attempts.



WR Wes Welker News & Notes

WELKER LEADS NFL IN RECEPTIONS SINCE 2007

Wes Welker leads the NFL with 554 receptions since the start of 2007. He is the first player to reach 300 receptions in his first 40 games with a new team. Welker is led the NFL in 2011 with 122 receptions and led the AFC and finished second in the NFL with 1,569 receiving yards. He had 22 more receptions than the next wide receiver (Roddy White with 100)



2007-PRESENT NFL REC. LEADERS

| Player | Team | Rec. | Yds | TD |
|-------------------|-----------|------------|--------------|-----------|
| Wes Welker | NE | 554 | 6,105 | 31 |
| Brandon Marshall | DEN/MIA | 474 | 5,938 | 32 |
| Reggie Wayne | IND | 472 | 6,234 | 36 |
| Roddy White | ATL | 471 | 6,422 | 42 |

WELKER REACHED 1,000 YARDS FOR A PATRIOTS RECORD FOURTH TIME

Welker reached 1,000 yards for the fourth time as a member of the Patriots in the win at the New York Jets on Nov. 13, 2011. He finished the 2011 season with a franchise record 1,569 yards. The four 1,000-yard seasons are the most by a Patriots receiver. Welker was tied with Randy Moss and Stanley Morgan with three 1,000-yard seasons.

MOST 1,000-YARD RECEIVING SEASONS IN PATRIOTS HISTORY

4 Wes Welker (2007-09, 11)

3 Randy Moss (2007-10)

3 Stanley Morgan 1977-89)

WELKER SETS FRANCHISE RECORD IN 2011

Wes Welker has a career-high of 1,569 receiving yards in 2011 for a new franchise record. He surpassed Randy Moss, who had 1,493 yards in 2007.

PATRIOTS SINGLE-SEASON RECEIVING YARD LEADERS

| Player | Season | Yds | Rec. | TD |
|-------------------|-------------|-------------|------------|----------|
| Wes Welker | 2011 | 1569 | 122 | 9 |
| Randy Moss | 2007 | 1493 | 98 | 23 |
| Stanley Morgan | 1986 | 1491 | 84 | 10 |
| Wes Welker | 2009 | 1348 | 123 | 4 |
| Rob Gronkowski | 2011 | 1,327 | 90 | 17 |

WELKER FINISHES WITH 122 CATCHES (T-4TH ALL-TIME); BECOMES 2ND PLAYER IN NFL HISTORY WITH TWO 120-CATCH SEASONS

Welker led the NFL with 122 receptions in 2011, a total that is tied for the fourth-highest single-season total in NFL history. The 120-plus catch season was the second time in Welker's career he has passed the 120-reception mark (123 in 2009 and 122 in 2011), joining Cris Carter (122 in 1995 and 122 in 1994) as the only players to have 120-plus receptions twice in a career.

MOST RECEPTIONS IN A SEASON

| Player | Team | Year | Receptions |
|-------------------|--------------------|-------------|------------|
| Marvin Harrison | Indianapolis | 2002 | 143 |
| Wes Welker | New England | 2009 | 123 |
| Herman Moore | Detroit | 1995 | 123 |
| Wes Welker | New England | 2011 | 122 |
| Cris Carter | Minnesota | 1995 | 122 |
| Cris Carter | Minnesota | 1994 | 122 |
| Jerry Rice | San Francisco | 1995 | 122 |

Most receptions in a season by a Patriots Player

| Player | Year | Receptions |
|-------------------|-------------|------------|
| Wes Welker | 2009 | 123 |
| Wes Welker | 2011 | 122 |
| Wes Welker | 2007 | 112 |
| Wes Welker | 2008 | 111 |
| Troy Brown | 2001 | 101 |

WELKER SETS PERSONAL BEST WITH HIS NINTH TD OF 2011

Welker caught a 24-yard touchdown in the third quarter at Washington (12/11) for his personal-best ninth touchdown of the season. His previous best was eight touchdowns in 2007.

WELKER FINISHED WITH JUST UNDER 8 RECEPTIONS PER GAME IN 2011

Welker averaged 7.6 receptions per game in 2011, totaling 122 receptions in 16 games. The NFL record for highest average per game in a season is 8.9 by Marvin Harrison in 2002. Harrison in 2002 and Welker in 2009 with 8.8 are the only NFL players to average 8.0 or more receptions per game.

NFL Highest Average Per Game/Season

| Player | Season | Average |
|--------------------------------|-------------|------------|
| Marvin Harrison (Indianapolis) | 2002 | 8.9 |
| Wes Welker (Patriots) | 2009 | 8.8 |
| Herman Moore (Detroit) | 1995 | 7.7 |
| Lionel Taylor (Denver) | 1960 | 7.7 |
| Wes Welker (Patriots) | 2011 | 7.6 |
| Cris Carter (Minnesota) | 1994 | 7.6 |
| Cris Carter (Minnesota) | 1995 | 7.6 |
| Jerry Rice (San Francisco) | 1995 | 7.6 |

EIGHTH TIME IN NFL HISTORY A PLAYER REACHES 1,000 YARDS IN THE NINTH GAME

Welker reached 1,000 yards in the ninth game of the 2011 season. It is an accomplishment that has happened just eight times in NFL history since the merger and for the first time since Torry Holt accomplished the feat with St. Louis in 2003. Isaac Bruce accomplished the feat two times. All eight times the accomplishment was reached in the ninth game of the season.

PLAYERS WHO REACHED 1,000 RECEIVING YARDS BY TEAMS

NINTH GAME OF THE SEASON

| Player | Team | Year |
|-------------------|-----------------|-------------|
| Wes Welker | Patriots | 2011 |
| Torry Holt | St. Louis | 2003 |
| Isaac Bruce | St. Louis | 2000 |
| Marvin Harrison | Indianapolis | 2000 |
| Isaac Bruce | St. Louis | 1995 |
| Michael Irvin | Dallas | 1995 |
| Jerry Rice | San Francisco | 1990 |
| Wes Chandler | San Diego | 1982 |

WELKER BECOMES THIRD PATRIOT TO RECORD 500 RECEPTIONS

Welker (554) entered the Jets (11/13) game with 498 receptions as a member of the Patriots. He caught two passes in the second quarter to become the third Patriots Player to reach 500 receptions as a member of the Patriots, joining Troy Brown (557) and Stanley Morgan (534). Welker needs 4 receptions to pass Troy Brown and become the Patriots' all-time reception leader.

WELKER BECOMES THE FASTEST PLAYER IN NFL HISTORY TO REACH 500 RECEPTIONS WITH ONE TEAM

Welker reached 500 receptions as a member of the Patriots in his 70th game with the team and became the fastest player to record 500 receptions with one team, surpassing Anquan Boldin (80 games with Arizona). He is the fourth player in NFL history with at least 500 catches in a five-year span. Only Marvin Harrison (five times), Cris Carter (twice) and Pro Football Hall of Famer Jerry Rice (once) have accomplished the feat.

THE PLAYERS TO REACH 500 RECEPTIONS WITH ONE TEAM IN

THE FEWEST GAMES

| Player | Team | Games |
|-------------------|--------------------|-----------|
| Wes Welker | New England | 70 |
| Anquan Boldin | Arizona | 80 |

WELKER LED TEAM IN RECEPTIONS FOR FIFTH STRAIGHT YEAR

Wes Welker became the first Patriots player to lead the team in receiving in four straight years after finishing 2010 with 86 receptions. He led the team for a fifth straight season with 122 receptions in 2011. He has now led the team in receiving yards four straight seasons.



WR WES WELKER/ DEFENSIVE NOTES

WELKER HAD THREE STRAIGHT 100 CATCH AND 1,000 YARD SEASONS

Welker registered his third straight season with at least 100 receptions (123) and 1,000 receiving yards (1,348) in 2009. Only four other NFL players have had three consecutive seasons of at least 100 receptions and 1,000 yards receiving: Marvin Harrison (4, 1999-02), Brandon Marshall (3, 2007-09), Herman Moore (3, 1995-97) and Jerry Rice (3, 1994-96).

WELKER JOINS RICE AND HARRISON WITH FOUR 100-RECEPTION SEASON

Welker added seven receptions at Washington (12/11) to reach 100 receptions for the season and become the third player in NFL history with four 100-catch seasons. Welker Joins Marvin Harrison and Jerry Rice as the only players with four 100-reception seasons.

MOST 100-RECEPTIONS SEASON IN NFL HISTORY

| Player | 100-reception seasons |
|-------------------|-----------------------|
| Wes Welker | 4 |
| Marvin Harrison | 4 |
| Jerry Rice | 4 |
| Brandon Marshall | 3 |
| Herman Moore | 3 |
| Andre Johnson | 3 |
| Reggie Wayne | 3 |

WELKER: 7.2 CATCHES PER GAME SINCE 2007

Wes Welker is averaging 7.2 receptions per game since joining New England in 2007. His 7.2 average is the highest in the NFL during that time.

MOST RECEPTIONS PER GAME SINCE 2007

(Minimum-20 games)

| Player | Team | Average |
|-------------------|-----------------------------|------------|
| Wes Welker | New England Patriots | 7.2 |
| Andre Johnson | Houston Texans | 6.5 |
| Brandon Marshall | Denver/Miami | 6.2 |

WELKER TIES NFL RECORD FOR 10-PLUS CATCH GAMES IN A SEASON WITH SEVEN IN 2009

Welker had seven 10-plus reception games in 2009 season to tie the NFL record for most 10-plus reception games in a single season. Andre Johnson of Houston had seven 10-plus reception games in 2008.

PATRIOTS MOST GAMES WITH 10-PLUS CATCHES

No. of 10-plus reception games for the Patriots

| | |
|-------------------|-----------|
| Wes Welker | 14 |
| Ben Coates | 5 |
| Troy Brown | 5 |

WELKER TIES NFL RECORD WITH THREE GAMES OF 8 RECEPTIONS, 150 YARDS AND A TD

Welker is already tied with six other players as the only players in NFL history to have at least eight receptions, 150 receiving yards and at least one touchdown three times in a single season with three such games in 2011.

PLAYERS TIED FOR NFL RECORD OF THREE GAMES WITH 8+ REC, 150+ YDS, AND 1+ TD IN A SINGLE SEASON

| Player | 2011 |
|-------------------|-------------|
| Wes Welker | 2011 |
| Randy Moss | 2003 |
| Tim Brown | 1995 |
| Isaac Bruce | 1995 |
| Jerry Rice | 1993 |
| Sterling Sharpe | 1989 |
| Roy Green | 1984 |

WELKER SETS FRANCHISE RECORD FOR RECEIVING YARDS; TIED TEAM MARK IN RECEPTIONS IN A SINGLE GAME IN 2011

Welker had a career-high 217 receiving yards to set a franchise record at Buffalo (9/25). The previous record was set by Terry Glenn when he had 214 at Cleveland on Oct. 3, 1999. It is the second 200-yard performance in franchise history. Welker's previous best was 192 yards vs. the New York Jets (11/22/09). Welker's 16 receptions at Buffalo are a personal best and are tied with Troy Brown for the franchise mark. Brown had 16 vs. Kansas City on Sept. 22, 2001. Welker previous best were the 15 he had vs. the New York Jets (11/22/09)

WELKER TIED FOR THIRD AMONG ACTIVE PLAYERS WITH 14 10-PLUS RECEPTION GAMES

Welker now has 14 10-plus reception games in his career.

Most Games with 10+ receptions/Active Players

| | |
|----------------------|---------------------|
| 15 Andre Johnson | 12 Anquan Boldin |
| 14 Wes Welker | 12 Brandon Marshall |
| 14 Reggie Wayne | |

MOST GAMES WITH 10+ RECEPTIONS IN NFL HISTORY

| | |
|----------------------|---------------------|
| 17 Jerry Rice | 13 Tim Brown |
| 16 Marvin Harrison | 12 Anquan Boldin |
| 15 Andre Johnson | 12 Brandon Marshall |
| 14 Wes Welker | |
| 14 Cris Carter | |
| 14 Reggie Wayne | |

WELKER IS STREAKING

Welker has a streak of 94 straight regular-season games with at least one reception. He has caught at least one pass in each of his 81 games with the Patriots, including four postseason games. The last time that Welker did not catch a pass in a game was December 24, 2005 when he was with Miami. He has caught at least one pass in 77 consecutive regular-season games with the Patriots to extend a franchise record. TE Ben Coates originally set the record with 63

MARK ANDERSON REACHES DOUBLE-DIGIT SACKS; PATRIOTS HAVE TWO PLAYERS FINISH WITH 10 OR MORE SACKS IN 2011

Mark Anderson reached double digit sacks (10.0) for the second time in his career and for the first time since he had a career-high 12.0 as a rookie in 2006 with Chicago after an 8-yard sack in the second quarter of the season-finale vs. Buffalo (1/1/12). It is the third time in Patriots history (1985 and 1977) that two players have finished with double digit sacks with Anderson and Andre Carter reaching 10.0 sacks in 2011. The last time two Patriots had 10 or more sacks was 1985 with Andre Tippett (16.5) and Garin Veris (10.0). In 1977 Tony McGee (12.0) and Ray Hamilton (10.0) finished with double digit sacks. It is the 14th time that the Patriots have had a player finish with double digit sacks.

KYLE ARRINGTON TIED FOR NFL LEAD WITH SEVEN INTERCEPTIONS IN 2011

Kyle Arrington, who had just two interceptions during his entire college career at Hofstra, tied for the NFL lead with a career-high seven interceptions in 2011. The last Patriots player to lead the league in interceptions was Asante Samuel with 10 in 2006. Arrington had two games in 2011 with two picks: at Buffalo on Sept. 25 and vs. Kansas City on Nov. 21.

2011 NFL INTERCEPTION LEADERS

| Player | Team | Int | Yds | Avg | Lg | TD |
|-----------------------|-----------|----------|-----------|-------------|-----------|----------|
| Kyle Arrington | NE | 7 | 92 | 13.1 | 28 | 0 |
| Eric Weddle | SD | 7 | 89 | 12.7 | 26 | 0 |
| Charles Woodson | GB | 7 | 63 | 9.0 | 30t | 1 |

ANDRE CARTER TIED A PATRIOTS RECORD WITH 4.0 SACKS AT THE JETS IN 2011

Andre Carter tied a franchise record with 4.0 sacks at the Jets on Nov. 13, 2011. Julius Adams at Atlanta (12-4-77), Tony McGee at Baltimore (11-16-78) and Mike Hawkins vs. NY Jets (9-9-79) also had 4.0 sacks in a game. Carter's previous best was 2.5 at Carolina on Oct. 11, 2009 while with Washington. It is Carter's third game with two more sacks in 2011. Carter was named AFC Defensive Player of the Week for his performance.

CARTER REACHES DOUBLE-DIGIT SACKS

Carter pushed his 2011 sack total to 10.0 after forcing a fumble on an end zone sack at Washington (12/11) that was recovered for a touchdown. Carter has registered double-digit sacks now four times in his career, including a career-high 12.5 in 2002 with San Francisco.



PATRIOTS DEFENSIVE NOTES

PATRICK CHUNG'S JOURNEY TO THE NFL

Long before S Patrick Chung picked up flag football as a teen, his mother, Jamaican recording artist Sophia George, had preached about being a tough man in a song. Her hit single, "Girlie Girlie" – a traditional reggae song about poking fun at a boy who was not man enough – topped the charts in 1985. Chung is aware that among his talents he was born with speed and agility - singing is not one of them. Chung, who possesses a great sense of pride in his unique heritage – his mother is Jamaican and his father is half Jamaican and half Chinese, was born in Jamaica and moved to California at age 12 where he started to play football as a freshman in high school. Chung went on to star at Oregon, where he holds the distinction of starting more games than any other defensive player in school history with 51 starts. He originally entered the draft as junior, but ultimately decided to return for his senior season. Pinned to the back of his locker is a reminder of the support he has gotten - a Jamaican flag that indicates his family's importance to him.

GUYTON AND ARRINGTON RETURN FIRST CAREER INTERCEPTIONS FOR SCORES

LB Gary Guyton intercepted his first pass vs. Cincinnati (9/12/10) and returned it 59 yards for a touchdown, and CB Kyle Arrington returned his first career interception vs. Green Bay (12/19/10) 36 yards for a touchdown. Guyton joins Kyle Arrington and as current Patriots' players that returned their first career interception for a touchdown.

JAMES IHEDIGBO WILL ALWAYS HAVE HOPE

Amherst, Mass. native James Ihedigbo is the son of Apollos and Rose Ihedigbo, who came to Massachusetts from Nigeria, earned doctorate degrees from UMass and strived to improve the lives of many Africans back home. When James was in high school, his father returned to Africa to start the Nigerian-American Technical and Agricultural College. He worked to build the school for two years before dying in 2002 from kidney failure. In 2008, Ihedigbo, his mother and his four siblings kept his legacy alive by founding HOPE Africa, an organization that helps fund educational and medical efforts in Africa and supports the college his father started. As he told the Boston Herald, Ihedigbo hopes to "help students be what they dream they can be." He went a long way toward that goal in March 2011 when he traveled to Africa with three other NFL players, Amobi Okoye, Frank Okam and Connor Baldwin, and his mother, who serves as HOPE Africa's executive director. They brought 3,500 books, ran health clinics, taught kids American football and most of all, spread hope.

KYLE LOVE 'MINI-V' FOLLOWS WILFORK

Kyle Love has been looking up to Vince Wilfork since his days at Mississippi State, when his teammates dubbed him "Mini-V" for his resemblance to the Patriots defensive tackle. The nickname led Love to closely monitor Wilfork as he finished his playing days with the Bulldogs. Little did he know that he would get the chance to watch Wilfork from an even closer perspective – lined up next to him on the Patriots defensive line. "I stay close to that guy always. Watch me out here, I'm right beside him, no matter what," Love told the *Boston Globe*. Now that they're on the same team, Wilfork has become an even bigger influence, like a big brother, according to Love.

STILL RECEIVING THE LOVE

Kyle Love continues to receive motivation from his father, retired Army colonel Anthony Love. Every game day, his father sends him a text message with words of encouragement to get him excited. His dad has been motivating him since middle school and the message has always remained the same: "Give the coaches a reason to keep you."

ROOKIE STERLING MOORE RECORDS FIRST CAREER INTERCEPTIONS

Rookie Sterling Moore intercepted his first pass of his career at the Buffalo 25-yard line in the third quarter in the season-finale (1/1/12). The Patriots converted the turnover into a touchdown to give the Patriots their first lead of the game. He intercepted his second pass in the fourth quarter and returned it 21 yards for a touchdown.

MAYO OVER 100 TACKLES FOR THE FOURTH STRAIGHT YEAR

LB Jerod Mayo finished the 2011 season with 103 tackles, registering 100 tackles for the fourth straight year. He is the first player in New England history to register 100 tackles in his first four NFL seasons. He is the fifth Patriots player to register at least four consecutive 100 tackle seasons.



100 Tackles in at least four consecutive seasons/Patriots

- 6 Fred Marion (1985-1990)
- 5 Lawyer Milloy (1997-2001)
- 5 Vincent Brown (1991-1995)
- 4 Jerod Mayo (2008-2011)**
- 4 Steve Nelson (1979-82)

MAYO LED NFL WITH 193 TOTAL TACKLES IN 2010

Mayo finished first in the NFL with a career-high 193 total tackles in 2010 with two 19-tackle games: vs. BLT (10/17) and vs. GB (12/19). His 193 tackles are the highest since LB Steve Nelson had 207 tackles in 1984 and are the third highest in team history. Mayo had 10 games in 2010 with 10-plus tackles.

Patriots Single Season Tackle Leaders All-Time

| Year | Player | Tackles |
|-------------|----------------------|------------|
| 1983 | LB Clayton Weishuhn | 229 |
| 1984 | LB Steve Nelson | 207 |
| 2010 | LB Jerod Mayo | 193 |
| 1980 | LB Steve Nelson | 186 |

MAYO IS A YOUNG LEADER

Jerod Mayo learned knowledge and discipline are the keys to success while spending afternoons with his three brothers under the supervision of their grandfather, Walter Johnson, a retired Air Force veteran of 30 years. While Mayo's mother worked two jobs, Johnson taught the boys discipline, responsibility and the value of life. Those lessons helped Mayo develop a work ethic and demeanor that has earned him the nickname of "Old Soul" from his teammates. His leadership skills and talent helped him become only the second Patriot to be named AFC Rookie of the Year, earning that title in 2008 to join Michael Haynes (1976).

MAYO REGISTERS FIRST TWO CAREER INTERCEPTIONS IN 2011

Mayo registered his first two career interceptions in consecutive games – Vs. Indianapolis (12/4) and at Washington (12/11). He clinched the win at Washington when he intercepted a Redskins pass at the New England 9-yard line to seal the 34-27 win.

DOUBLE TROUBLE: CB DEVIN MCCOURTY

After being selected by the Patriots in the first round of the 2010 NFL Draft, CB Devin McCourty became part of a select group in league history. McCourty's identical twin brother, Jason, is a cornerback with Tennessee, selected in the sixth round of the 2009 NFL Draft. The two are the 12th set of twins to play in the NFL. Devin redshirted for the 2005 season and therefore was a year behind his brother in eligibility. McCourty is the second twin to suit up for the Patriots, after CB Kato Serwanga was a member of the team from 1998-2000. His twin brother Wasswa played for San Francisco and Minnesota from 1999-2001. According to McCourty's mother, the two can only be told apart by tiny scars on their faces left by chickenpox.



DEFENSIVE NOTES/SPECIAL TEAMS

ROB NINKOVICH: WHERE DID HE COME FROM?

Rob Ninkovich's journey to the Patriots was not easy. He entered the league as a fifth-round pick of New Orleans in 2006 and was waived four times by New Orleans and Miami before landing in New England on Aug. 2, 2009. He spent the 2009 offseason trying to make the New Orleans team as a long snapper. Before coming to the Patriots he had appeared in just eight games over three years. He doubled that total in his first year in New England, appearing in 15 games in 2009 and his role on the team has grown since. He finished with 58 total tackles, four sacks, broke up three passes and had 11 special teams stops last season. He also had two interceptions, both against his former team, the Miami Dolphins. He tied for the AFC lead in fumble recoveries with three, with the most notable coming at San Diego on Oct. 24, when he returned a fumble 63 yards, marking the second longest fumble return in team history. He had his second 2-interception game at the New York Jets on Nov. 13, 2011 and returned his second pick 12 yards for a touchdown. Despite his success, Ninkovich told the Brockton Enterprise, "I don't want to get comfortable. You can't get comfortable because the first time you get comfortable, you're out of a job. I'm always uneasy. That keeps you going."

NINKOVICH SCORED AS A TE IN COLLEGE

Ninkovich played some at tight end in college at Purdue and caught two touchdown passes with a 2-yard touchdown pass from Kansas City QB Kyle Orton and a 1-yard touchdown pass from current Indianapolis QB Curtis Painter.

VINCE WILFORK REGISTERS FIRST CAREER INTERCEPTIONS IN 2011

Vince Wilfork recorded his first career interception when he picked off QB Philip Rivers in the second quarter vs. San Diego (9/18). He had his second interception at Oakland (10/2) to join Anthony Pleasant (2001) as the only other Patriots defensive lineman to ever record two interceptions in the same season. Wilfork is one of four Patriots defensive lineman to ever record two interceptions overall, joining Pleasant, Richard Seymour and Henry Thomas.

WILFORK SCORES FIRST NFL TOUCHDOWN IN 2011

Wilfork recovered a fumble in the end zone at Washington (12/11) for his first touchdown. DE Andre Carter sacked QB Rex Grossman in the end zone and forced a fumble and Wilfork recovered the ball for the Patriots first points in their 34-27 victory.

WILFORK WEARS HIS HEART ON HIS NECK

Wilfork wears No. 75 over his shoulder pads. Underneath hangs a gold chain locket for those who were number one in his heart: his parents. In 2002, parents David and Barbara Wilfork both passed away within five months of each other, leaving the then University of Miami star without his greatest support system. Wilfork, who lost his father to diabetes, has raised hundreds of thousands of dollars for diabetes-related causes. His annual draft day fundraiser, a bowling event he has held for seven years, is one of the signature fundraising events held by a pro athlete in New England. For his charity work, Wilfork was awarded the 2010 New England Patriots Ron Burton Community Service Award. While he will always cherish his National Championship and Super Bowl rings, his constant reminder lies closest to his heart, a picture of his late parents at their high school prom. "I carry them with me wherever I go," Wilfork said of his parents' keepsake. "My parents pushed me to be the best I could be. The things I do and my wife does, we do out of the kindness of our heart, and we do it for the community. I never look for anything in return. My teammates are my second family. My kids, my wife, the New England Patriots – that's all I have."

GOSTKOWSKI SIXTH BEST EVER IN FG PCT.

Stephen Gostkowski's 84.4 field goal percentage is the sixth-best among NFL kickers all-time.

| Player | Years | FGM | FGA | Pct. |
|---------------------------|----------------|------------|------------|-------------|
| Nate Kaeding | 2004-11 | 173 | 200 | 86.5 |
| Mike Vanderjagt | 1998-06 | 230 | 266 | 86.5 |
| Rob Bironas | 2005-11 | 189 | 219 | 86.3 |
| Shayne Graham | 2001-11 | 214 | 249 | 85.9 |
| Robbie Gould | 2005-11 | 187 | 218 | 85.8 |
| Stephen Gostkowski | 2006-11 | 141 | 167 | 84.4 |
| Matt Bryant | 2002-11 | 200 | 238 | 84.0 |

EVEN STEPHEN

Since joining the Patriots as a fourth-round draft choice in 2006, Stephen Gostkowski has connected on 84.4 percent of his regular-season field goal attempts (141-for-167), achieving the best field goal percentage in Patriots history.

PATRIOTS ALL-TIME LEADERS / FIELD GOAL PCT.

(Minimum 50 Attempts)

| Player | Years | FGM | FGA | Pct. |
|---------------------------|----------------|------------|------------|-------------|
| Stephen Gostkowski | 2006-11 | 141 | 167 | .844 |
| Adam Vinatieri | 1996-05 | 263 | 321 | .819 |
| Matt Bahr | 1993-95 | 55 | 72 | .764 |
| Tony Franklin | 1984-87 | 93 | 125 | .744 |
| Jason Staurovsky | 1988-91 | 50 | 69 | .724 |
| John Smith | 1974-83 | 128 | 191 | .670 |

GOSTKOWSKI TIED FOR THIRD IN POINTS

Gostkowski added 9 points vs. Miami (12/24) to push his career total to 701 points and take sole possession of third place on the Patriots scoring list. Gostkowski led the AFC and finished third in the NFL with 143 points. The 143 points are second to the 148 he had in 2008 and the fourth highest in team history.

Most Points/ Patriots History

| Player | Points |
|-------------------------------------|------------|
| Adam Vinatieri (1996-05) | 1,158 |
| Gino Cappelletti (1960-70) | 1,130 |
| Stephen Gostkowski (2006-11) | 712 |
| John Smith (1974-83) | 692 |

ZOLTAN MESKO: COMING TO AMERICA

Rookie P Zoltan Mesko was born in Timisoara, Romania on the Romania-Hungary border. On Many occasions in 1989, during the communist revolutions, his family was forced to take cover to avoid gun shots from the armies. Even after the fall of the Berlin Wall, his family lived in poverty. His family left Romania when his father won a United States Permanent Resident Card (green card) in the Diversity Immigrant Visa Lottery in 1997 when Mesko was 11.

MESKO DISCOVERS FOOTBALL

An avid soccer player from his days in Romania, Mesko had a strong leg. It was only when he came to America that he discovered his leg could take him places. In eighth grade, Mesko was playing kickball in the gym when he kicked the ball so high that he broke a light fixture. He was given a choice: pay for the light fixture or play football. With his family still struggling with money and football being a more popular sport than soccer at his school, the choice was an obvious one—Mesko decided to play football. His leg would land him numerous Division I scholarships and admission offers from Ivy League schools. From these, Mesko chose to play football at Michigan.


MESKO SETS FRANCHISE RECORD WITH A 46.5 AVERAGE

Mesko led the AFC and finished third in the NFL in 2011 with a 41.5 net average. His 46.5 average overall in 2011 is the best in team history, topping the 45.8 average by Tom Tupa in 1997.

EIGHT PATRIOTS SELECTED TO AFC PRO BOWL SQUAD



Tom Brady
7th Selection




Andre Carter
1st Selection



Rob Gronkowski
1st Selection



Logan Mankins
4th Selection




Matthew Slater
1st Selection



Brian Waters
6th Selection



Wes Welker
4th Selection



Vince Wilfork
4th Selection

FOXBOROUGH, Mass. – For the second year in a row, eight members of the New England Patriots have been selected to the Pro Bowl.

Quarterback Tom Brady, DE Andre Carter, TE Rob Gronkowski, G Logan Mankins, WR Mathew Slater (special teams), G Brian Waters, WR Wes Welker and DT Vince Wilfork have been selected to represent the New England Patriots and the AFC in the 2012 Pro Bowl on January 29 at Aloha Stadium in Hawaii. The seven positional players were selected as starters

It is the seventh Pro Bowl selection for Brady (2001, 2004, 2005, 2007, 2009, 2010 and 2011), sixth for Waters (2004, 2005, 2006, 2008, 2010 and 2011) and fourth for Mankins (2007, 2009, 2010 and 2011), Welker (2008, 2009, 2010 and 2011) and Wilfork (2007, 2009, 2010 and 2011). Carter, Gronkowski and Slater earned their first Pro Bowl invitations.

Brady finished the season with 5,235 passing yards and joins Drew Brees (5,476 in 2011 and 5,069 in 2008), Dan Marino (5,084 in 1984) and Matthew Stafford (5,038 in 2011) as the only quarterbacks in NFL history to reach 5,000 passing yards in a single season. Brady had a career-best 11 300-yard games in 2011 and has current streak of 32 consecutive games with at least one touchdown pass. He moved into a tie with John Elway for fifth place all-time with 300 career touchdown passes and is sixth player in NFL history to reach 300 touchdown passes, joining Brett Favre, Dan Marino, Peyton Manning, Fran Tarkenton and John Elway. Brady threw 39 touchdown passes in 2011, marking the second highest total of his career, trailing his NFL-record 50 scoring tosses in 2007. Brady set a franchise record with 517 passing yards in the 2011 season-opener at Miami to become one of 12 passers to break 500 yards. In Week 2 vs. San Diego, he became the first of those 12 to follow up a 500-yard passing game with a 400 yard passing game after throwing for 423 against the Chargers.

Carter earned his first Pro Bowl selection after registering double-digit sacks for the fourth time in his career with 10.0 sacks. He tied a franchise record with 4.0 sacks in the victory at the New York Jets on Nov. 13, 2011 and was named AFC Defensive Player of the Week for his performance. Carter had three games in 2011 with two or more sacks.

Gronkowski is going to his first Pro Bowl after having a record-setting season in 2011. He set an NFL record for most touchdowns by a tight end in a single season with 18 (17 receiving and 1 rushing). His 17 receiving touchdowns are the most in a season by a tight end, breaking the previous record of 13 held by Antonio Gates (San Diego in 2004) and Vernon Davis (San Francisco in 2009). Gronkowski finished the year with 1,327 receiving yards, surpassing Kellen Winslow's record of 1,290 receiving yards with San Diego in 1980 for the most receiving yards in a season by a tight end.

Mankins is going to his fourth Pro Bowl, including his third consecutive. He went to his first Pro Bowl in 2007 when he became the first Patriots guard to earn a Pro Bowl selection since 1985 when Pro Football Hall of Famer John Hannah went to his ninth career Pro Bowl. The Fresno State product is in his seventh season with the Patriots since being selected in the first round (32nd overall) of the 2005 NFL Draft. Since entering the starting lineup in 2005, Mankins has helped the New England offense finish in the Top 10 on offense six times, including the 2011 second ranked offense.

Slater is going to his first Pro Bowl. He finished with a team-leading 17 special teams tackles to lead the team for the second straight season. Slater, a Special Teams Captain for the 2011 season, has been a productive member of the Patriots special teams units since joining the team as a fifth round draft pick out of UCLA in 2008.

Waters was signed by the Patriots as a free agent on Sept. 4, a week prior to the start of the regular season, and started all 16 games for the Patriots at right guard. With Waters in the lineup, the Patriots offense ranked second in the NFL. It is Waters' sixth Pro Bowl and second straight after earning the honor in 2010 with Kansas City.

Welker has been selected to the Pro Bowl four straight seasons. He led the NFL with 122 receptions, a total that is tied for the fourth-highest single-season total in NFL history. The 120-plus catch season was the second time in Welker's career that he passed the 120-reception mark (123 in 2009 and 122 in 2011), joining Cris Carter (122 in 1995 and 122 in 1994) as the only players to have 120-plus receptions twice in a career. He finished first in the AFC and second in the NFL with a franchise record of 1,569 receiving yards, topping Randy Moss who had 1,493 receiving yards in 2007. Welker reached 1,000 yards in 2011 for the fourth time as a member of the Patriots. The four 1,000-yard seasons are the most by a Patriots receiver in franchise history. He is the third player in NFL history with four 100-catch seasons, joining Marvin Harrison and Jerry Rice. Since joining the Patriots in 2007, Welker leads the NFL with 548 receptions.

Wilfork earned his fourth Pro Bowl selection overall and third straight Pro Bowl honor. He finished the season leading the Patriots' defensive line with 74 total tackles, 3.5 sacks, two interceptions, one forced fumble and two fumble recoveries, including one that he recovered in the end zone for a touchdown. Since being selected in the first round (21st overall) of the 2004 draft out of Miami, Wilfork has helped the Patriots defense finish in the top 10 in points allowed on six occasions (2004, 2006, 2007, 2008, 2009 and 2010).





THE TEAM OF THE DECADE

When Robert Kraft purchased the New England Patriots in 1994, few would have thought that 17 years later the franchise would be the undisputed team of the decade in the first decade of the new millennium. Kraft brought a winning vision to the organization and dedicated his resources to building a consistent winner. On Jan. 27, 2000, Kraft hired Bill Belichick to coach the team, and three months later the team drafted then-unheralded quarterback Tom Brady, putting the final pieces in place for the Patriots to become the most successful NFL team of the 2000s. Below is a look at the accomplishments of the Patriots during the first decade of the new millennium that earned the Patriots the "Team of the Decade" moniker.

THE PATRIOTS' UNMATCHED NFL SUCCESS FROM 2000-2009

Super Bowl Titles

| | |
|--------------|---|
| New England | 3 |
| Pittsburgh | 2 |
| Baltimore | 1 |
| Indianapolis | 1 |
| New Orleans | 1 |
| N.Y. Giants | 1 |
| Tampa Bay | 1 |

Conference Titles

| | |
|--------------|---|
| New England | 4 |
| Indianapolis | 2 |
| N.Y. Giants | 2 |
| Pittsburgh | 2 |
| 10 Teams | 1 |

Division Titles

| | |
|--------------|---|
| New England | 7 |
| Indianapolis | 6 |
| Philadelphia | 5 |
| Pittsburgh | 5 |
| San Diego | 5 |

Note: The Patriots also finished tied for the division lead twice during the 2000s but lost the division title on tiebreakers in 2002 and 2008.

Playoff Wins

| | |
|--------------|----|
| New England | 14 |
| Philadelphia | 10 |
| Pittsburgh | 10 |
| Indianapolis | 9 |
| Baltimore | 8 |

Playoff Winning Percentage

| Team | W | L | Pct. |
|-------------|----|---|------|
| New England | 14 | 4 | .777 |
| New Orleans | 5 | 2 | .714 |
| Pittsburgh | 10 | 4 | .714 |
| Arizona | 4 | 2 | .667 |
| Carolina | 5 | 3 | .625 |
| Baltimore | 8 | 5 | .615 |

Playoff Games Played

| | |
|--------------|----|
| New England | 18 |
| Philadelphia | 18 |
| Indianapolis | 17 |
| Pittsburgh | 14 |
| Baltimore | 13 |
| N.Y. Giants | 11 |

Overall Wins

(Includes Regular Season and Playoffs)

| | |
|--------------|-----|
| New England | 126 |
| Indianapolis | 124 |
| Pittsburgh | 113 |
| Philadelphia | 113 |
| Baltimore | 100 |

Overall Winning Percentage

(Includes Regular Season and Playoffs)

| Team | W | L | T | Pct. |
|--------------|-----|----|---|------|
| New England | 126 | 52 | 0 | .708 |
| Indianapolis | 124 | 53 | 0 | .701 |
| Pittsburgh | 113 | 60 | 1 | .652 |
| Philadelphia | 113 | 64 | 1 | .638 |
| Green Bay | 98 | 71 | 0 | .580 |

Most Victories in a Season (Inc. Playoffs), 2000-09

| Team | Year | W |
|--------------|------|----|
| New England | 2007 | 18 |
| New England | 2003 | 17 |
| New England | 2004 | 17 |
| Baltimore | 2000 | 16 |
| St. Louis | 2001 | 16 |
| Pittsburgh | 2004 | 16 |
| Indianapolis | 2006 | 16 |
| Indianapolis | 2009 | 16 |
| New Orleans | 2009 | 16 |

Most Victories in a Single Regular Season, 2000-09

| Team | Year | W |
|--------------|------|----|
| New England | 2007 | 16 |
| Pittsburgh | 2004 | 15 |
| New England | 2003 | 14 |
| New England | 2004 | 14 |
| Indianapolis | 2005 | 14 |
| Indianapolis | 2009 | 14 |
| St. Louis | 2001 | 14 |

Playoff Games Hosted

| | |
|--------------|---|
| New England | 9 |
| Philadelphia | 9 |
| Pittsburgh | 8 |
| Indianapolis | 8 |

Major Sports League Titles, 2000-09

| | | |
|----------------------|-----|---|
| Los Angeles Lakers | NBA | 4 |
| New England Patriots | NFL | 3 |
| San Antonio Spurs | NBA | 3 |
| Boston Red Sox | MLB | 2 |
| Detroit Red Wings | NHL | 2 |
| Houston Dynamo | MLS | 2 |
| Los Angeles Galaxy | MLS | 2 |
| New Jersey Devils | NHL | 2 |
| New York Yankees | MLB | 2 |
| Pittsburgh Steelers | NFL | 2 |
| San Jose Earthquakes | MLS | 2 |

Major Sports Conference Titles, 2000-09

| | | |
|------------------------|-----|---|
| Los Angeles Lakers | NBA | 6 |
| New England Patriots | NFL | 4 |
| New England Revolution | MLS | 4 |
| Los Angeles Galaxy | MLS | 4 |
| New York Yankees | MLB | 4 |
| Detroit Red Wings | NHL | 3 |
| New Jersey Devils | NHL | 3 |
| San Antonio Spurs | NBA | 3 |

Seasons of NFL Playoff Advancement

| | |
|--------------|---|
| Philadelphia | 7 |
| New England | 6 |
| Pittsburgh | 5 |
| Baltimore | 4 |
| Indianapolis | 4 |
| Green Bay | 3 |
| Oakland | 3 |
| Seattle | 3 |
| New Orleans | 3 |



PATRIOTS FOOTBALL NETWORK

The **Patriots Football Network** (PFN) is the full portfolio of media offerings from the three-time Super Bowl Champion New England Patriots. PFN provides Patriots content produced both in-house and with media partners spanning print, television, radio and the Internet.

PATRIOTS ALL ACCESS

T Emmy-Award winning Patriots All Access airs weekly throughout the season on WBZ, Channel 4 in Boston and regional affiliates. Patriots All Access features exclusive, behind-the-scenes access and in-depth weekly features on Patriots players and personnel. Hosted by WBZ's Steve Burton, the show features weekly sit-downs with Coach Bill Belichick, including the popular "Belestrator" segment where the coach breaks down upcoming opponents. Fridays at 7:00 p.m and Sundays at 9:00 a.m. on **TV 38 in Boston; WNAC-TV in Providence**; Saturdays at 12:05 a.m. on **WMUR-TV in Manchester, N.H.** Saturdays at 5:00 a.m. on **WMTW-TV in Portland, Maine**; Saturdays at 5:00 p.m. on **WCTX-TV in Hartford, Conn.** Saturdays at 7:00 p.m. on **WFXQ-TV in Springfield, Mass.**; Sundays at 11:00 a.m. on **WVII-TV in Bangor, Maine**



TOTALLY PATRIOTS



Totally Patriots is a unique, one of a kind Patriots show aimed for the next generation of Patriots fans. This weekly, youth oriented football show allows school aged fans unprecedented access to their favorite players, enabling them to ask questions in a relaxed, informal setting.

PATRIOTS TODAY AND PATRIOTS THIS WEEK

PATRIOTS TODAY: Available daily at Patriots.com and on Verizon Fios on Demand, as well as on Verizon wireless' VCAST.

PATRIOTS THIS WEEK: Saturdays 10:30 p.m. on Comcast Sports Net.

Patriots Today gives fans a daily, in-depth look at the club that is unmatched by any other outlet. The show is hosted by Lyndsay Petruny with daily reports from Brian Lowe and twice-weekly analysis from PFW's Paul Perillo. This daily Webcast is dedicated exclusively to the Patriots and provides daily features, reports and commentary that will satisfy every fan's daily Patriots fix. Every Saturday (TBA) on Comcast Sports Net, Lyndsay Petruny will bring you *Patriots This Week*, providing a thorough recap of each week's developments.

PATRIOTS.COM NEWS

Patriots.com features daily updates and exclusive content from the writers of *Patriots Football Weekly*, offering everything from breaking news to player features and the popular "Ask PFW" postings.

VIDEO

The first professional sports team website to offer streaming video provides Patriots fans with a variety of exclusive video content. Visitors can choose their channel and watch exclusive video from news to cheerleaders. Patriots.com also features video of every Patriots press conference, including postgame press conferences and Coach Belichick's weekday media updates.

AUDIO

Patriots Web Radio programming is available exclusively on Patriots.com beginning at noon each day, Monday through Friday. Kicking off the programming lineup is PFW In Progress, a daily online program that features candid commentary from the writers of *Patriots Football Weekly*. Following PFW In Progress is Patriots Playbook, hosted by John Rooke, featuring items from around the NFL. Stay tuned for the debut of new shows during the 2009 season. Patriots.com also offers streaming audio of every Patriots press conference, as well as archives of Patriots.com Radio shows. Patriots.com provides podcasts of Patriots.com radio offerings as well as exclusive content.

PATRIOTS MONDAY ON WEEI

WEEI Sports Radio broadcasts Patriots Monday each week, offering fans unique insight and analysis from Coach Belichick and Tom Brady in addition to other Patriots players. WEEI will broadcast Patriots Monday live from Gillette Stadium each Monday, kicking off with Dennis & Callahan at 6:00 a.m.

PATRIOTS FRIDAY ON WEEI

WEEI Sports Radio broadcasts Patriots Friday each week, offering fans a look ahead at the weekend's game, match ups and rivalries. Various Patriots players will be featured on air. WEEI will broadcast Patriots Fridays each week throughout the season, kicking off with Dennis & Callahan at 6:00 a.m., followed by Mutt and Merloni at 10:00 a.m. and The Big Show with Glenn Ordway and Michael Holley from 2:00 to 6:00 p.m.

98.5 THE SPORTS HUB PATRIOTS RADIO NETWORK

A new era in Patriots Radio history began in 2009, with the move of the game broadcasts to 98.5 FM, Boston's Sports Hub. The transition to Boston's new all-sports radio station insures that Patriots fans will continue to hear every kick, block and tackle in stereo, and without static, in crystal-clear FM quality. Fans all over New England will be able to listen in to any of 36 stations on the Safety Insurance 98.5 The Sports Hub Patriots Radio Network, starting with Patriots Preview three hours before kickoff, and capped off with Patriots Postgame for three hours after the final gun.



FLAGSHIP STATION 98.5 FM Boston's Sports Hub

MASSACHUSETTS

| | | |
|------|-------------|----------|
| WAQY | Springfield | 102.1 FM |
| WBEC | Pittsfield | 1420 AM |
| WPKZ | Fitchburg | 1280 AM |
| WNAW | N. Adams | 1230 AM |
| WBMS | New Bedford | 1420 AM |
| WPVQ | Greenfield | 95.3 FM |
| WSAR | Fall River | 1480 AM |
| WWFX | Worcester | 100.1 FM |
| WXTK | Hyannis | 95.1 FM |

MAINE

| | | |
|------|--------------|----------|
| WEBB | Augusta | 98.5 FM |
| WWMJ | Bangor | 95.7 FM |
| WBLM | Portland | 102.9 FM |
| WEGP | Presque Isle | 1390 AM |

CONNECTICUT

| | | |
|------|------------|----------|
| WCCC | Hartford | 106.9 FM |
| WMOS | New London | 102.3 FM |
| WINY | Putnam | 1350 AM |
| WGCH | Greenwich | 1490 AM |

NEW HAMPSHIRE

| | | |
|------|------------|----------|
| WTPL | Concord | 107.7 FM |
| WSAQ | Hampton | 102.1 FM |
| WHQV | Laconia | 104.9 FM |
| WKNE | Keene | 99.1 FM |
| WSHK | Portsmouth | 105.3 FM |
| WGHM | Nashua | 1590 AM |
| WPKQ | N. Conway | 103.7 FM |
| WGAM | Manchester | 1250 AM |

RHODE ISLAND

| | | |
|------|------------|---------|
| WPRO | Providence | 630 AM |
| WEAN | Providence | 99.7 FM |

NEW YORK

| | | |
|------|----------|--------|
| WCKL | Catskill | 560 AM |
|------|----------|--------|

VERMONT

| | | |
|------|--------------|----------|
| WBTN | Bennington | 1370 AM |
| WORK | Barre | 107.1 FM |
| WKVT | Brattleboro | 92.7 FM |
| WCPV | Burlington | 101.3 FM |
| WEXP | Rutland | 101.5 FM |
| WMOO | Derby Center | 92.1 FM |
| WSTJ | St Johnsbury | 1340 AM |
| WMXR | Woodstock | 93.9 FM |



2011 FINAL OFFENSIVE STATISTICS

WON 13, LOST 3

| | | |
|---------------|------------------|--------|
| 09/12 W 38-24 | at Miami | 66,860 |
| 09/18 W 35-21 | San Diego | 68,756 |
| 09/25 L 31-34 | at Buffalo | 68,174 |
| 10/02 W 31-19 | at Oakland | 62,572 |
| 10/09 W 30-21 | New York Jets | 68,756 |
| 10/16 W 20-16 | Dallas | 68,756 |
| 10/30 L 17-25 | at Pittsburgh | 64,424 |
| 11/06 L 20-24 | New York Giants | 68,756 |
| 11/13 W 37-16 | at New York Jets | 79,088 |
| 11/21 W 34- 3 | Kansas City | 68,756 |
| 11/27 W 38-20 | at Philadelphia | 69,144 |
| 12/04 W 31-24 | Indianapolis | 68,756 |
| 12/11 W 34-27 | at Washington | 77,825 |
| 12/18 W 41-23 | at Denver | 76,556 |
| 12/24 W 27-24 | Miami | 68,756 |
| 01/01 W 49-21 | Buffalo | 68,756 |

| | | |
|--------------------|---------|---------|
| TOTAL FIRST DOWNS | 399 | 370 |
| Rushing | 107 | 101 |
| Passing | 262 | 245 |
| Penalty | 30 | 24 |
| 3rd Down: Made/Att | 89/194 | 87/202 |
| 3rd Down Pct. | 45.9 | 43.1 |
| 4th Down: Made/Att | 7/11 | 8/19 |
| 4th Down Pct. | 63.6 | 42.1 |
| POSSESSION AVG. | 28:47 | 31:13 |
| TOTAL NET YARDS | 6848 | 6577 |
| Avg. Per Game | 428.0 | 411.1 |
| Total Plays | 1082 | 1064 |
| Avg. Per Play | 6.3 | 6.2 |
| NET YARDS RUSHING | 1764 | 1874 |
| Avg. Per Game | 110.3 | 117.1 |
| Total Rushes | 438 | 405 |
| NET YARDS PASSING | 5084 | 4703 |
| Avg. Per Game | 317.8 | 293.9 |
| Sacked/Yards Lost | 32/173 | 40/274 |
| Gross Yards | 5257 | 4977 |
| Att./Completions | 612/402 | 619/386 |
| Completion Pct. | 65.7 | 62.4 |
| Had Intercepted | 12 | 23 |
| PUNTS/AVERAGE | 57/46.5 | 67/45.6 |
| NET PUNTING AVG. | 57/41.5 | 67/39.1 |
| PENALTIES/YARDS | 87/815 | 115/907 |
| FUMBLES/BALL LOST | 13/5 | 21/11 |
| TOUCHDOWNS | 61 | 40 |
| Rushing | 18 | 13 |
| Passing | 39 | 26 |
| Returns | 4 | 1 |

| * SCORE BY PERIODS | Q1 | Q2 | Q3 | Q4 | OT | PTS |
|--------------------|----|-----|-----|-----|----|-----|
| TEAM | 82 | 148 | 141 | 142 | 0 | 513 |
| OPPONENTS | 87 | 83 | 50 | 122 | 0 | 342 |

| * SCORING | TD | Ru | Pa | Rt | K-PAT | FG | S | PTS |
|---------------|----|----|----|----|-------|-------|---|-----|
| Gostkowski | 0 | 0 | 0 | 0 | 59/59 | 28/33 | 0 | 143 |
| R. Gronkowski | 18 | 1 | 17 | 0 | | | 0 | 108 |
| Green-Ellis | 11 | 11 | 0 | 0 | | | 0 | 66 |
| Welker | 9 | 0 | 9 | 0 | | | 0 | 54 |
| Hernandez | 7 | 0 | 7 | 0 | | | 0 | 42 |
| Branch | 5 | 0 | 5 | 0 | | | 0 | 30 |
| Brady | 3 | 3 | 0 | 0 | | | 0 | 18 |
| Woodhead | 1 | 1 | 0 | 0 | | | 0 | 10 |
| Edelman | 1 | 0 | 0 | 1 | | | 0 | 6 |
| S. Moore LG | 1 | 0 | 0 | 1 | | | 0 | 6 |
| S. Moore TM | 1 | 0 | 0 | 1 | | | 0 | 6 |
| Ninkovich | 1 | 0 | 0 | 1 | | | 0 | 6 |
| Ochocinco | 1 | 0 | 1 | 0 | | | 0 | 6 |
| Ridley | 1 | 1 | 0 | 0 | | | 0 | 6 |
| Vereen | 1 | 1 | 0 | 0 | | | 0 | 6 |
| Wilfork | 1 | 0 | 0 | 1 | | | 0 | 6 |
| TEAM | 61 | 18 | 39 | 4 | 59/59 | 28/33 | 0 | 513 |
| OPPONENTS | 40 | 13 | 26 | 1 | 38/38 | 20/23 | 2 | 342 |

2-Pt Conv: Woodhead 2, TM 2-2, OPP 0-2
 SACKS: Anderson 10, A. Carter 10,
 Ninkovich 6.5, Wilfork 3.5, Love 3,
 Deaderick 2, Chung 1, Ellis 1, Mayo 1,
 Warren 1, Pryor 0.5, Wright 0.5, TM 40, OPP 32
 FUM/LOST: Brady 6/2, Edelman 3/1, Hernandez 1/1, Ridley 1/0, Slater 1/1, Welker 1/0

| * RUSHING | No. | Yds | Avg | Long | TD |
|---------------|-----|------|------|------|----|
| Green-Ellis | 181 | 667 | 3.7 | 18 | 11 |
| Ridley | 87 | 441 | 5.1 | 33t | 1 |
| Woodhead | 77 | 351 | 4.6 | 12 | 1 |
| Brady | 43 | 109 | 2.5 | 13 | 3 |
| Faulk | 17 | 57 | 3.4 | 9 | 0 |
| Vereen | 15 | 57 | 3.8 | 19 | 1 |
| Hernandez | 5 | 45 | 9.0 | 19 | 0 |
| Welker | 4 | 30 | 7.5 | 19 | 0 |
| Edelman | 4 | 8 | 2.0 | 6 | 0 |
| R. Gronkowski | 1 | 2 | 2.0 | 2t | 1 |
| Hoyer | 4 | -3 | -0.8 | 0 | 0 |
| TEAM | 438 | 1764 | 4.0 | 33t | 18 |
| OPPONENTS | 405 | 1874 | 4.6 | 41 | 13 |

| * RECEIVING | No. | Yds | Avg | Long | TD |
|---------------|-----|------|------|------|----|
| Welker | 122 | 1569 | 12.9 | 99t | 9 |
| R. Gronkowski | 90 | 1327 | 14.7 | 52t | 17 |
| Hernandez | 79 | 910 | 11.5 | 46 | 7 |
| Branch | 51 | 702 | 13.8 | 63 | 5 |
| Woodhead | 18 | 157 | 8.7 | 16 | 0 |
| Ochocinco | 15 | 276 | 18.4 | 53 | 1 |
| Green-Ellis | 9 | 159 | 17.7 | 53 | 0 |
| Faulk | 7 | 34 | 4.9 | 18 | 0 |
| Edelman | 4 | 34 | 8.5 | 11 | 0 |
| Underwood | 3 | 30 | 10.0 | 13 | 0 |
| Ridley | 3 | 13 | 4.3 | 8 | 0 |
| Slater | 1 | 46 | 46.0 | 46 | 0 |
| TEAM | 402 | 5257 | 13.1 | 99t | 39 |
| OPPONENTS | 386 | 4977 | 12.9 | 58 | 26 |

| * INTERCEPTIONS | No. | Yds | Avg | Long | TD |
|-----------------|-----|-----|------|------|----|
| Arrington | 7 | 92 | 13.1 | 28 | 0 |
| Wilfork | 2 | 47 | 23.5 | 28 | 0 |
| Molden | 2 | 40 | 20.0 | 27 | 0 |
| McCourty | 2 | 38 | 19.0 | 38 | 0 |
| Ninkovich | 2 | 30 | 15.0 | 18 | 1 |
| S. Moore LG | 2 | 26 | 13.0 | 21t | 1 |
| S. Moore TM | 2 | 26 | 13.0 | 21t | 1 |
| Mayo | 2 | 4 | 2.0 | 2 | 0 |
| Guyton | 1 | 17 | 17.0 | 17 | 0 |
| Brown | 1 | 2 | 2.0 | 2 | 0 |
| Adams TM | 1 | 0 | 0.0 | 0 | 0 |
| Chung | 1 | 0 | 0.0 | 0 | 0 |
| TEAM | 23 | 296 | 12.9 | 38 | 2 |
| OPPONENTS | 12 | 186 | 15.5 | 42 | 1 |

| * PUNTING | No. | Yds | Avg | Net | TB | In | Lg | B |
|-----------|-----|------|------|------|----|----|----|---|
| Mesko | 57 | 2648 | 46.5 | 41.5 | 3 | 24 | 65 | 0 |
| TEAM | 57 | 2648 | 46.5 | 41.5 | 3 | 24 | 65 | 0 |
| OPPONENTS | 67 | 3055 | 45.6 | 39.1 | 2 | 26 | 64 | 0 |

| * PUNT RETURNS | Ret | FC | Yds | Avg | Long | TD |
|----------------|-----|----|-----|------|------|----|
| Edelman | 28 | 7 | 300 | 10.7 | 72t | 1 |
| Welker | 8 | 6 | 82 | 10.3 | 25 | 0 |
| Faulk | 2 | 0 | 11 | 5.5 | 7 | 0 |
| TEAM | 38 | 13 | 393 | 10.3 | 72t | 1 |
| OPPONENTS | 26 | 18 | 220 | 8.5 | 26 | 0 |

| * KICKOFF RETURNS | No. | Yds | Avg | Long | TD |
|-------------------|-----|------|------|------|----|
| Woodhead | 20 | 437 | 21.9 | 37 | 0 |
| Edelman | 12 | 284 | 23.7 | 37 | 0 |
| Ridley | 7 | 152 | 21.7 | 32 | 0 |
| Slater | 4 | 68 | 17.0 | 22 | 0 |
| R. Gronkowski | 1 | 11 | 11.0 | 11 | 0 |
| McCourty | 1 | 24 | 24.0 | 24 | 0 |
| Ninkovich | 1 | 10 | 10.0 | 10 | 0 |
| TEAM | 46 | 986 | 21.4 | 37 | 0 |
| OPPONENTS | 60 | 1294 | 21.6 | 88 | 0 |

| * FIELD GOALS | 1-19 | 20-29 | 30-39 | 40-49 | 50+ |
|---------------|------|-------|-------|-------|-----|
| Gostkowski | 1/ 1 | 12/13 | 5/ 6 | 9/11 | 1/2 |
| TEAM | 1/ 1 | 12/13 | 5/ 6 | 9/11 | 1/2 |
| OPPONENTS | 0/ 0 | 14/15 | 2/ 2 | 4/ 6 | 0/0 |

Gostkowski: (48N,20G) (22G,47G) (23G) (44G) (44G), (24G,28G) (31G,26G) (46G,42N) (27N,32G,45G) (50G,36G), (27G) (21G,19G) (39N,45G) (39G) (23G,24G) (21G,34G) (51N,45G,42G) (47G,20G)
 OPP: (20G) () (42G,28G) (28G,26G) () (48G,22G,26G) (33G,21G,23G,44N) (22G) (24N) (26G) (43G,22G) (31G) (24G,25G) (26G) (47G) (45N)

| * PASSING | Att | Cmp | Yds | Cmp% | Yds/Att | TD | TD% | Int | Int% | Long | Sack/Lost | Rating |
|-----------|-----|-----|------|-------|---------|----|-----|-----|------|------|-----------|--------|
| Brady | 611 | 401 | 5235 | 65.6 | 8.57 | 39 | 6.4 | 12 | 2.0 | 99t | 32/ 173 | 105.6 |
| Hoyer | 1 | 1 | 22 | 100.0 | 22.00 | 0 | 0.0 | 0 | 0.0 | 22 | 0/ 0 | 118.8 |
| TEAM | 612 | 402 | 5257 | 65.7 | 8.59 | 39 | 6.4 | 12 | 2.0 | 99t | 32/ 173 | 105.7 |
| OPPONENTS | 619 | 386 | 4977 | 62.4 | 8.04 | 26 | 4.2 | 23 | 3.7 | 58 | 40/ 274 | 86.1 |



2011 FINAL DEFENSIVE STATISTICS

Tackle Statistics based on Coaches Film Review

| PLAYER Name | TACKLES | | | SACKS | | | INTERCEPTIONS | | | | FUMBLES | | | | SP. TEAMS | | | | |
|-----------------------|-------------|------------|------------|-------------|--------------|-----------|---------------|------------|----------|-----------|-----------|----------|----------|----------|------------|-----------|-----------|----------|----------|
| | TT | UT | A | S/ | Yds | OH | Int/ | Yds | TD | PD | FF | FR/ | Yds | TD | TT | UT | A | FF | FR |
| Jerod Mayo | 103 | 67 | 36 | 1.0 | 5.0 | 6 | 2 | 4 | 0 | 4 | 1 | 0 | 0 | 0 | 0 | 0 | 0 | 0 | 0 |
| Devin McCourty | 94 | 71 | 23 | 0.0 | 0.0 | 0 | 2 | 38 | 0 | 12 | 0 | 0 | 0 | 0 | 5 | 3 | 2 | 0 | 0 |
| Kyle Arrington | 83 | 56 | 27 | 0.0 | 0.0 | 0 | 7 | 92 | 0 | 13 | 0 | 1 | 0 | 0 | 10 | 7 | 3 | 0 | 0 |
| Vince Wilfork | 74 | 45 | 29 | 3.5 | 17.5 | 8 | 2 | 47 | 0 | 3 | 1 | 2 | 0 | 1 | 0 | 0 | 0 | 0 | 0 |
| James Theidiabo | 72 | 50 | 22 | 0.0 | 0.0 | 0 | 0 | 0 | 0 | 1 | 0 | 0 | 0 | 0 | 4 | 2 | 2 | 0 | 0 |
| Patrick Chung | 67 | 39 | 28 | 1.0 | 3.0 | 2 | 1 | 0 | 0 | 4 | 0 | 0 | 0 | 0 | 2 | 1 | 1 | 0 | 0 |
| Rob Ninkovich | 62 | 46 | 16 | 6.5 | 54.0 | 9 | 2 | 30 | 1 | 4 | 1 | 2 | 0 | 0 | 1 | 0 | 1 | 0 | 1 |
| Andre Carter | 59 | 37 | 22 | 10.0 | 70.0 | 22 | 0 | 0 | 0 | 1 | 2 | 0 | 0 | 0 | 0 | 0 | 0 | 0 | 0 |
| Kyle Love | 55 | 30 | 25 | 3.0 | 14.0 | 5 | 0 | 0 | 0 | 0 | 0 | 1 | 0 | 0 | 0 | 0 | 0 | 0 | 0 |
| Brandon Spikes | 51 | 36 | 15 | 0.0 | 0.0 | 1 | 0 | 0 | 0 | 1 | 0 | 0 | 0 | 0 | 0 | 0 | 0 | 0 | 0 |
| Gary Guyton | 46 | 33 | 13 | 0.0 | 0.0 | 0 | 1 | 17 | 0 | 1 | 0 | 0 | 0 | 0 | 0 | 0 | 0 | 0 | 0 |
| Dane Fletcher | 37 | 25 | 12 | 0.0 | 0.0 | 6 | 0 | 0 | 0 | 0 | 1 | 0 | 0 | 0 | 5 | 5 | 0 | 0 | 1 |
| Mark Anderson | 36 | 26 | 10 | 10.0 | 75.0 | 14 | 0 | 0 | 0 | 1 | 2 | 1 | 0 | 0 | 0 | 0 | 0 | 0 | 0 |
| Sergio Brown | 30 | 27 | 3 | 0.0 | 0.0 | 0 | 1 | 2 | 0 | 1 | 0 | 0 | 0 | 0 | 9 | 6 | 3 | 0 | 0 |
| Antwaun Molden | 28 | 22 | 6 | 0.0 | 0.0 | 0 | 2 | 40 | 0 | 3 | 0 | 0 | 0 | 0 | 11 | 8 | 3 | 0 | 0 |
| Tracy White | 25 | 19 | 6 | 0.0 | 0.0 | 0 | 0 | 0 | 0 | 1 | 0 | 0 | 0 | 0 | 14 | 11 | 3 | 0 | 0 |
| Brandon Deaderick | 20 | 12 | 8 | 2.0 | 13.0 | 2 | 0 | 0 | 0 | 0 | 0 | 0 | 0 | 0 | 0 | 0 | 0 | 0 | 0 |
| Nate Jones | 19 | 12 | 7 | 0.0 | 0.0 | 0 | 0 | 0 | 0 | 1 | 0 | 0 | 0 | 0 | 0 | 0 | 0 | 0 | 0 |
| Shaun Ellis | 18 | 9 | 9 | 1.0 | 7.0 | 3 | 0 | 0 | 0 | 0 | 0 | 0 | 0 | 0 | 0 | 0 | 0 | 0 | 0 |
| Leigh Bodden | 16 | 14 | 2 | 0.0 | 0.0 | 0 | 0 | 0 | 0 | 4 | 0 | 0 | 0 | 0 | 0 | 0 | 0 | 0 | 0 |
| Gerard Warren | 16 | 9 | 7 | 1.0 | 7.0 | 3 | 0 | 0 | 0 | 0 | 0 | 1 | 0 | 0 | 0 | 0 | 0 | 0 | 0 |
| Josh Barrett | 14 | 9 | 5 | 0.0 | 0.0 | 0 | 0 | 0 | 0 | 0 | 0 | 0 | 0 | 0 | 3 | 3 | 0 | 0 | 0 |
| Julian Edelman | 14 | 10 | 4 | 0.0 | 0.0 | 0 | 0 | 0 | 0 | 0 | 0 | 0 | 0 | 0 | 5 | 5 | 0 | 0 | 0 |
| Matthew Slater | 10 | 8 | 2 | 0.0 | 0.0 | 0 | 0 | 0 | 0 | 0 | 1 | 0 | 0 | 0 | 17 | 13 | 4 | 0 | 0 |
| Phillip Adams | 8 | 8 | 0 | 0.0 | 0.0 | 1 | 1 | 0 | 0 | 1 | 0 | 0 | 0 | 0 | 0 | 0 | 0 | 0 | 0 |
| Niko Koutouvides | 8 | 6 | 2 | 0.0 | 0.0 | 0 | 0 | 0 | 0 | 0 | 0 | 0 | 0 | 0 | 9 | 7 | 2 | 0 | 1 |
| Sterling Moore | 7 | 6 | 1 | 0.0 | 0.0 | 0 | 2 | 26 | 1 | 2 | 0 | 0 | 0 | 0 | 0 | 0 | 0 | 0 | 0 |
| Albert Haynesworth | 6 | 3 | 3 | 0.0 | 0.0 | 2 | 0 | 0 | 0 | 0 | 0 | 0 | 0 | 0 | 0 | 0 | 0 | 0 | 0 |
| Jeff Tarpinian | 4 | 4 | 0 | 0.0 | 0.0 | 0 | 0 | 0 | 0 | 0 | 0 | 0 | 0 | 0 | 8 | 5 | 3 | 0 | 0 |
| Myron Pryor | 3 | 2 | 1 | 0.5 | 4.5 | 3 | 0 | 0 | 0 | 0 | 0 | 0 | 0 | 0 | 0 | 0 | 0 | 0 | 0 |
| Ras-I Dowling | 3 | 2 | 1 | 0.0 | 0.0 | 0 | 0 | 0 | 0 | 0 | 0 | 0 | 0 | 0 | 0 | 0 | 0 | 0 | 0 |
| Ron Brace | 3 | 1 | 2 | 0.0 | 0.0 | 0 | 0 | 0 | 0 | 0 | 1 | 0 | 0 | 0 | 0 | 0 | 0 | 0 | 0 |
| A.J. Edds | 2 | 1 | 1 | 0.0 | 0.0 | 0 | 0 | 0 | 0 | 0 | 0 | 0 | 0 | 0 | 0 | 0 | 0 | 0 | 0 |
| Alex Silvestro | 2 | 0 | 2 | 0.0 | 0.0 | 0 | 0 | 0 | 0 | 0 | 0 | 0 | 0 | 0 | 0 | 0 | 0 | 0 | 0 |
| Mike Wright | 1 | 0 | 1 | 0.5 | 4.0 | 1 | 0 | 0 | 0 | 0 | 0 | 0 | 0 | 0 | 0 | 0 | 0 | 0 | 0 |
| Jermaine Cunningham | 1 | 0 | 1 | 0.0 | 0.0 | 0 | 0 | 0 | 0 | 0 | 0 | 0 | 0 | 0 | 0 | 0 | 0 | 0 | 0 |
| Ross Ventrone | 1 | 1 | 0 | 0.0 | 0.0 | 0 | 0 | 0 | 0 | 0 | 0 | 0 | 0 | 0 | 2 | 1 | 1 | 0 | 0 |
| Stephen Gostkowski | 0 | 0 | 0 | 0.0 | 0.0 | 0 | 0 | 0 | 0 | 0 | 0 | 0 | 0 | 0 | 5 | 3 | 2 | 0 | 0 |
| Zoltan Mesko | 0 | 0 | 0 | 0.0 | 0.0 | 0 | 0 | 0 | 0 | 0 | 0 | 0 | 0 | 0 | 1 | 0 | 1 | 0 | 0 |
| Danny Woodhead | 0 | 0 | 0 | 0.0 | 0.0 | 0 | 0 | 0 | 0 | 0 | 0 | 0 | 0 | 0 | 5 | 2 | 3 | 0 | 0 |
| Shane Vereen | 0 | 0 | 0 | 0.0 | 0.0 | 0 | 0 | 0 | 0 | 0 | 0 | 0 | 0 | 0 | 1 | 0 | 1 | 0 | 0 |
| BenJarvus Green-Ellis | 0 | 0 | 0 | 0.0 | 0.0 | 0 | 0 | 0 | 0 | 0 | 0 | 0 | 0 | 0 | 2 | 2 | 0 | 0 | 0 |
| Malcolm Williams | 0 | 0 | 0 | 0.0 | 0.0 | 0 | 0 | 0 | 0 | 0 | 0 | 0 | 0 | 0 | 1 | 0 | 1 | 0 | 0 |
| Danny Aiken | 0 | 0 | 0 | 0.0 | 0.0 | 0 | 0 | 0 | 0 | 0 | 0 | 0 | 0 | 0 | 6 | 4 | 2 | 0 | 0 |
| TOTALS | 1098 | 746 | 352 | 40.0 | 274.0 | 88 | 23 | 296 | 2 | 58 | 10 | 8 | 0 | 1 | 126 | 88 | 38 | 0 | 2 |

| FUMBLES - LOST (13-5) | | | | |
|-----------------------|-----------|----------|----------|----------|
| No. | Lost | Rec | O.B. | |
| Tom Brady | 6 | 2 | 2 | 0 |
| Julian Edelman | 3 | 1 | 2 | 0 |
| Aaron Hernandez | 1 | 1 | 0 | 0 |
| Matthew Slater | 1 | 1 | 0 | 0 |
| Wes Welker | 1 | 0 | 0 | 0 |
| Stevan Ridley | 1 | 0 | 0 | 1 |
| Antwaun Molden | 0 | 0 | 1 | 0 |
| TOTALS | 13 | 5 | 5 | 1 |
| MISC. OFFENSIVE STATS | | | | |
| Tkl | Ast | FF | FR | |
| Deion Branch | 2 | 0 | 0 | 0 |
| BenJarvus Green-Ellis | 1 | 0 | 0 | 0 |
| Rob Gronkowski | 2 | 0 | 0 | 0 |
| Matt Light | 1 | 1 | 0 | 0 |
| Nate Solder | 1 | 0 | 0 | 0 |
| Sebastian Vollmer | 1 | 0 | 0 | 0 |
| Wes Welker | 1 | 1 | 0 | 0 |
| Danny Woodhead | 2 | 0 | 0 | 0 |
| Tiguan Underwood | 1 | 0 | 0 | 0 |
| TOTALS | 12 | 2 | 0 | 0 |

| KEY | |
|-----------------------|--------------------------------------|
| TT-Total Tackles | Int/Yds-Interceptions/Yards Returned |
| UT-Unassisted Tackles | PD-Passes Defensed |
| A-Assisted Tackles | FF-Forced Fumbles |

| BLOCKED KICKS | | |
|---------------|----|---|
| XP | FG | P |
| | | |
| Totals | | |



2011 New England Patriots Roster

AS OF JANUARY 9, 2012

ALPHABETICAL ROSTER

| # | NAME | POS | HT | WT | BORN | YR | COLLEGE | H.S. HOMETOWN |
|----|------------------------|-----|------|-----|------------|----|------------------------|--------------------------|
| 48 | Aiken, Danny | LS | 6-4 | 252 | 8/28/1988 | R | Virginia | Roanoke, Va. |
| 95 | Anderson, Mark | DE | 6-4 | 255 | 5/26/1983 | 6 | Alabama | Tulsa, Okla. |
| 24 | Arrington, Kyle | CB | 5-10 | 196 | 8/12/1986 | 3 | Hofstra | Accokeek, Md. |
| 97 | Brace, Ron | DL | 6-3 | 330 | 12/18/1986 | 3 | Boston College | Worcester, Mass. |
| 12 | Brady, Tom | QB | 6-4 | 225 | 8/3/1977 | 12 | Michigan | San Mateo, Calif. |
| 84 | Branch, Deion | WR | 5-9 | 195 | 7/18/1979 | 10 | Louisville | Albany, Ga. |
| 31 | Brown, Sergio | S | 6-2 | 210 | 5/22/1988 | 2 | Notre Dame | Maywood, Ill. |
| 61 | Cannon, Marcus | OL | 6-5 | 358 | 5/6/1988 | R | Texas Christian | Odessa, Texas |
| 25 | Chung, Patrick | S | 5-11 | 212 | 8/19/1987 | 3 | Oregon | Rancho Cucamonga, Calif. |
| 63 | Connolly, Dan | OL | 6-4 | 313 | 9/2/1982 | 6 | Southeast Missouri St. | St. Louis, Mo. |
| 71 | Deaderick, Brandon | DL | 6-4 | 305 | 8/19/1987 | 2 | Alabama | Elizabethtown, Ky. |
| 11 | Edelman, Julian | WR | 5-10 | 198 | 5/22/1986 | 3 | Kent State | Redwood City, Calif. |
| 94 | Ellis, Shaun | DE | 6-5 | 290 | 6/24/1977 | 12 | Tennessee | Anderson, S.C. |
| 33 | Faulk, Kevin | RB | 5-8 | 202 | 6/5/1976 | 13 | Louisiana State | Carencro, La. |
| 52 | Fletcher, Dane | LB | 6-2 | 244 | 9/14/1986 | 2 | Montana State | Bozeman, Montana |
| 3 | Gostkowski, Stephen | K | 6-1 | 215 | 1/28/1984 | 6 | Memphis | Madison, Miss. |
| 42 | Green-Ellis, BenJarvus | RB | 5-11 | 215 | 7/2/1985 | 4 | Mississippi | New Orleans, La. |
| 87 | Gronkowski, Rob | TE | 6-6 | 265 | 5/14/1989 | 2 | Arizona | Pittsburgh, Pa. |
| 59 | Guyton, Gary | LB | 6-3 | 245 | 11/14/1985 | 4 | Georgia Tech | Hinesville, Ga. |
| 81 | Hernandez, Aaron | TE | 6-1 | 245 | 11/6/1989 | 2 | Florida | Bristol, Conn. |
| 8 | Hoyer, Brian | QB | 6-2 | 215 | 10/13/1985 | 3 | Michigan State | North Olmsted, Ohio |
| 44 | Ihedigbo, James | S | 6-1 | 215 | 12/3/1983 | 5 | Massachusetts | Northampton, Mass. |
| 23 | Jones, Nate | DB | 5-10 | 185 | 6/15/1982 | 8 | Rutgers | Scotch Plains, N.J. |
| 90 | Koutouvides, Niko | LB | 6-2 | 238 | 3/25/1981 | 8 | Purdue | New Britain, Conn. |
| 72 | Light, Matt | T | 6-4 | 305 | 6/23/1978 | 11 | Purdue | Greenville, Ohio |
| 74 | Love, Kyle | DL | 6-1 | 310 | 11/18/1986 | 2 | Mississippi State | Fairburn, Ga. |
| 15 | Mallett, Ryan | QB | 6-6 | 238 | 6/5/1988 | R | Arkansas | Texarkana, Texas |
| 70 | Mankins, Logan | G | 6-4 | 310 | 3/10/1982 | 7 | Fresno State | Catheys Valley, Calif. |
| 51 | Mayo, Jerod | LB | 6-1 | 245 | 2/23/1986 | 4 | Tennessee | Hampton, Va. |
| 32 | McCourty, Devin | CB | 5-10 | 193 | 8/13/1987 | 2 | Rutgers | Montvale, N.J. |
| 65 | McDonald, Nick | OL | 6-4 | 316 | 6/27/1987 | 2 | Grand Valley State | Sterling Heights, Mich. |
| 14 | Mesko, Zoltan | P | 6-5 | 231 | 3/16/1986 | 2 | Michigan | Twinsburg, Ohio |
| 27 | Molden, Antwaun | CB | 6-1 | 198 | 1/23/1985 | 4 | Eastern Kentucky | Cleveland, Ohio |
| 29 | Moore, Sterling | DB | 5-10 | 205 | 2/3/1990 | R | Southern Methodist | Antioch, Calif. |
| 50 | Ninkovich, Rob | LB | 6-2 | 255 | 2/1/1984 | 6 | Purdue | Blue Island, Ill. |
| 85 | Ochocinco, Chad | WR | 6-1 | 192 | 1/9/1978 | 11 | Oregon State | Miami, Fla. |
| 36 | Polite, Lousaka | FB | 6-0 | 245 | 9/14/1981 | 8 | Pittsburgh | Pittsburgh, Pa. |
| 22 | Ridley, Stevan | RB | 5-11 | 225 | 1/27/1989 | R | Louisiana State | Natchez, Miss. |
| 18 | Slater, Matthew | WR | 6-0 | 200 | 9/9/1985 | 4 | UCLA | Anaheim, Calif. |
| 77 | Solder, Nate | T | 6-8 | 319 | 4/12/1988 | R | Colorado | Buena Vista, Colo. |
| 55 | Spikes, Brandon | LB | 6-2 | 250 | 9/3/1987 | 2 | Florida | Shelby, N.C. |
| 64 | Thomas, Donald | OL | 6-4 | 310 | 9/25/1985 | 4 | Connecticut | New Haven, Conn. |
| 10 | Underwood, Tiquan | WR | 6-1 | 183 | 2/17/1987 | 3 | Rutgers | New Brunswick, N.J. |
| 34 | Vereen, Shane | RB | 5-9 | 205 | 5/2/1989 | R | California | Valencia, Calif. |
| 76 | Vollmer, Sebastian | T | 6-8 | 315 | 7/10/1984 | 3 | Houston | Kaartst, Germany |
| 98 | Warren, Gerard | DL | 6-4 | 325 | 7/25/1978 | 10 | Florida | Lake Butler, Fla. |
| 54 | Waters, Brian | G | 6-3 | 320 | 2/18/1877 | 12 | North Texas | Waxahachie, Texas |
| 83 | Welker, Wes | WR | 5-9 | 185 | 5/1/1981 | 8 | Texas Tech | Oklahoma City, Okla. |
| 62 | Wendell, Ryan | C | 6-2 | 290 | 3/4/1986 | 3 | Fresno State | Diamond Bar, Calif. |
| 58 | White, Tracy | LB | 6-0 | 230 | 4/14/1981 | 9 | Howard | St. Stephen, S.C. |
| 75 | Wilfork, Vince | DL | 6-2 | 325 | 11/4/1981 | 8 | Miami (Fla.) | Boynton Beach, Fla. |
| 41 | Williams, Malcolm | DB | 5-11 | 200 | 11/22/1987 | R | Texas Christian | Grand Prairie, Texas |
| 39 | Woodhead, Danny | RB | 5-8 | 195 | 1/25/1985 | 4 | Chadron State | North Platte, Neb. |

NUMERICAL ROSTER

| # | NAME | POS |
|----|-----------------------|-----|
| 3 | Stephen Gostkowski | K |
| 8 | Brian Hoyer | QB |
| 10 | Tiquan Underwood | WR |
| 11 | Julian Edelman | WR |
| 12 | Tom Brady | QB |
| 14 | Zoltan Mesko | P |
| 15 | Ryan Mallett | QB |
| 18 | Matthew Slater | WR |
| 22 | Stevan Ridley | RB |
| 23 | Nate Jones | DB |
| 24 | Kyle Arrington | CB |
| 25 | Patrick Chung | S |
| 27 | Antwaun Molden | CB |
| 29 | Sterling Moore | DB |
| 31 | Sergio Brown | S |
| 32 | Devin McCourty | CB |
| 33 | Kevin Faulk | RB |
| 34 | Shane Vereen | RB |
| 36 | Lousaka Polite | FB |
| 39 | Danny Woodhead | RB |
| 41 | Malcolm Williams | DB |
| 42 | BenJarvus Green-Ellis | RB |
| 44 | James Ihedigbo | S |
| 48 | Danny Aiken | LS |
| 50 | Rob Ninkovich | LB |
| 51 | Jerod Mayo | LB |
| 52 | Dane Fletcher | LB |
| 54 | Brian Waters | G |
| 55 | Brandon Spikes | LB |
| 58 | Tracy White | LB |
| 59 | Gary Guyton | LB |
| 61 | Marcus Cannon | OL |
| 62 | Ryan Wendell | C |
| 63 | Dan Connolly | OL |
| 64 | Donald Thomas | OL |
| 65 | Nick McDonald | OL |
| 70 | Logan Mankins | G |
| 71 | Brandon Deaderick | DL |
| 72 | Matt Light | T |
| 74 | Kyle Love | DL |
| 75 | Vince Wilfork | DL |
| 76 | Sebastian Vollmer | T |
| 77 | Nate Solder | T |
| 81 | Aaron Hernandez | TE |
| 83 | Wes Welker | WR |
| 84 | Deion Branch | WR |
| 85 | Chad Ochocinco | WR |
| 87 | Rob Gronkowski | TE |
| 90 | Niko Koutouvides | LB |
| 94 | Shaun Ellis | DE |
| 95 | Mark Anderson | DE |
| 97 | Ron Brace | DL |
| 98 | Gerard Warren | DL |

PRACTICE SQUAD

| # | NAME | POS | HT | WT | BORN | YR | COLLEGE | H.S. HOMETOWN |
|----|------------------|-----|-----|-----|------------|----|-------------------|-----------------------|
| 49 | Carter, Markell | LB | 6-4 | 248 | 12/21/1989 | R | Central Arkansas | Bartlesville, Okla. |
| 17 | Davis, Britt | WR | 6-3 | 205 | 4/23/1986 | 1 | Northern Illinois | Broadview, Ill. |
| 80 | Dickerson, Dorin | WR | 6-2 | 227 | 3/31/1988 | 2 | Pittsburgh | Oakdale, Pa. |
| 68 | Kopa, Matt | OL | 6-6 | 303 | 2/25/1987 | 2 | Stanford | Elk Grove, Calif. |
| 60 | Lavarias, Aaron | DE | 6-3 | 248 | 4/27/1988 | R | Idaho | Woodinville, Wash. |
| 47 | Rivera, Mike | LB | 6-2 | 252 | 1/10/1986 | 1 | Kansas | Shawnee Mission, Kan. |
| 69 | Silvestro, Alex | DE | 6-3 | 287 | 11/15/1988 | R | Rutgers | Gibbstown, N.J. |
| 35 | Ventrone, Ross | DB | 5-8 | 190 | 9/27/1986 | 1 | Villanova | Pittsburgh, Pa. |

PRACTICE SQUAD

| # | NAME | POS |
|----|-----------------|-----|
| 17 | Britt Davis | WR |
| 35 | Ross Ventrone | DB |
| 47 | Mike Rivera | LB |
| 49 | Markell Carter | LB |
| 60 | Aaron Lavarias | DE |
| 68 | Matt Kopa | OL |
| 69 | Alex Silvestro | DE |
| 80 | Dorin Dickerson | WR |

RESERVE/INJURED LIST

| # | NAME | POS | HT | WT | BORN | YR | COLLEGE | H.S. HOMETOWN |
|----|----------------------|-----|-----|-----|------------|----|----------------|---------------------|
| 30 | Barrett, Josh | S | 6-2 | 225 | 11/22/1984 | 4 | Arizona State | Reno, Nev. |
| 93 | Carter, Andre | DE | 6-4 | 255 | 5/12/1979 | 11 | California | San Jose, Calif. |
| 47 | Cox, Christian | LB | 6-3 | 250 | 12/11/1985 | R | Utah | Bountiful, Utah |
| 96 | Cunningham, Jermaine | LB | 6-3 | 260 | 4/24/1988 | 2 | Florida | Stone Mountain, Ga. |
| 21 | Dowling, Ras-I | CB | 6-1 | 198 | 5/9/1988 | R | Virginia | Chesapeake, Va. |
| 69 | Hix, Kyle | OL | 6-7 | 325 | 9/23/1988 | R | Texas | Aledo, Tex. |
| 67 | Koppen, Dan | C | 6-2 | 296 | 9/12/1979 | 9 | Boston College | Whitehall, Pa. |
| 26 | Lockett, Bret | DB | 6-1 | 220 | 10/7/1986 | 3 | UCLA | Diamond Bar, Calif. |
| 60 | Ohmberger, Rich | OL | 6-2 | 300 | 2/14/1986 | 3 | Penn State | East Meadow, N.Y. |
| 91 | Pryor, Myron | DL | 6-1 | 310 | 6/13/1986 | 3 | Kentucky | Louisville, Ky. |
| 53 | Tarpinian, Jeff | LB | 6-3 | 238 | 10/16/1987 | R | Iowa | Omaha, Neb. |
| 99 | Wright, Mike | DL | 6-4 | 295 | 3/1/1982 | 7 | Cincinnati | Cincinnati, Ohio |

RESERVE/INJURED LIST

| # | NAME | POS |
|----|---------------------|-----|
| 21 | Ras-I Dowling | CB |
| 26 | Bret Lockett | DB |
| 30 | Josh Barrett | S |
| 47 | Christian Cox | LB |
| 53 | Jeff Tarpinian | LB |
| 60 | Rich Ohmberger | OL |
| 67 | Dan Koppen | C |
| 69 | Kyle Hix | OL |
| 91 | Myron Pryor | DL |
| 93 | Andre Carter | DE |
| 96 | Jermaine Cunningham | LB |
| 99 | Mike Wright | DL |

RESERVE/MILITARY LIST

| # | NAME | POS | HT | WT | BORN | YR | COLLEGE | H.S. HOMETOWN |
|----|-------------|-----|-----|-----|-----------|----|---------|----------------|
| 15 | White, Shun | WR | 5-8 | 195 | 12/9/1985 | 1 | Navy | Memphis, Tenn. |

RESERVE/MILITARY LIST

| # | NAME | POS |
|----|------------|-----|
| 15 | Shun White | WR |

HEAD COACH: BILL BELICHICK

ASSISTANTS: Josh Boyer, Defensive Backs; Moses Cabrera, Assistant Strength and Conditioning; Ivan Fears, Running Backs; Brian Ferentz, Tight Ends; Brian Flores, Defensive Assistant; George Godsey, Offensive Assistant; Patrick Graham, Linebackers; Pepper Johnson, Defensive Line; Harold Nash, Head Strength and Conditioning; Bill O'Brien, Offensive Coordinator/Quarterbacks; Scott O'Brien, Special Teams; Chad O'Shea, Receivers; Matt Patricia, Safeties; Dante Scarnecchia, Assistant Head Coach/Offensive Line



2011 Numerical Roster

January 9, 2012

| | | | | | | | | |
|----|-----------------------|----|------|-----|----|----|------------------------|------------|
| 3 | Stephen Gostkowski | K | 6-1 | 215 | 27 | 6 | Memphis | D4b-06 |
| 8 | Brian Hoyer | QB | 6-2 | 215 | 26 | 3 | Michigan State | FA-09 |
| 10 | Tiquan Underwood | WR | 6-1 | 183 | 24 | 3 | Rutgers | FA-11 |
| 11 | Julian Edelman | WR | 5-10 | 198 | 25 | 3 | Kent State | D7a-09 |
| 12 | Tom Brady | QB | 6-4 | 225 | 34 | 12 | Michigan | D6b-00 |
| 14 | Zoltan Mesko | P | 6-5 | 231 | 25 | 2 | Michigan | D5-10 |
| 15 | Ryan Mallett | QB | 6-6 | 238 | 23 | R | Arkansas | D3b-11 |
| 18 | Matthew Slater | WR | 6-0 | 200 | 26 | 4 | UCLA | D5-08 |
| 22 | Stevan Ridley | RB | 5-11 | 225 | 22 | R | Louisiana State | D3a-11 |
| 23 | Nate Jones | DB | 5-10 | 185 | 29 | 8 | Rutgers | FA-11 |
| 24 | Kyle Arrington | CB | 5-10 | 196 | 25 | 3 | Hofstra | FA-09 |
| 25 | Patrick Chung | S | 5-11 | 212 | 24 | 3 | Oregon | D2a-09 |
| 27 | Antwaun Molden | CB | 6-1 | 198 | 26 | 4 | Eastern Kentucky | CW(HOU)-11 |
| 29 | Sterling Moore | DB | 5-10 | 205 | 21 | R | Southern Methodist | FA-11 |
| 31 | Sergio Brown | S | 6-2 | 210 | 23 | 2 | Notre Dame | FA-10 |
| 32 | Devin McCourty | CB | 5-10 | 193 | 24 | 2 | Rutgers | D1-10 |
| 33 | Kevin Faulk | RB | 5-8 | 202 | 35 | 13 | Louisiana State | D2-99 |
| 34 | Shane Vereen | RB | 5-9 | 205 | 22 | R | California | D2b-11 |
| 36 | Lousaka Polite | FB | 6-0 | 245 | 30 | 8 | Pittsburgh | FA-11 |
| 39 | Danny Woodhead | RB | 5-8 | 195 | 26 | 4 | Chadron State | FA-10 |
| 41 | Malcolm Williams | DB | 5-11 | 200 | 24 | R | Texas Christian | D7-11 |
| 42 | BenJarvus Green-Ellis | RB | 5-11 | 215 | 26 | 4 | Mississippi | FA-08 |
| 44 | James Ihedigbo | S | 6-1 | 214 | 28 | 5 | Massachusetts | FA-11 |
| 48 | Danny Aiken | LS | 6-4 | 252 | 23 | R | Virginia | CW(BUF)-11 |
| 50 | Rob Ninkovich | LB | 6-2 | 255 | 27 | 6 | Purdue | FA-09 |
| 51 | Jerod Mayo | LB | 6-1 | 245 | 25 | 4 | Tennessee | D1-08 |
| 52 | Dane Fletcher | LB | 6-2 | 244 | 25 | 2 | Montana State | FA-10 |
| 54 | Brian Waters | G | 6-3 | 320 | 34 | 12 | North Texas | FA-11 |
| 55 | Brandon Spikes | LB | 6-2 | 250 | 24 | 2 | Florida | D2c-10 |
| 58 | Tracy White | LB | 6-0 | 230 | 30 | 9 | Howard | TR(PHI)-10 |
| 59 | Gary Guyton | LB | 6-3 | 245 | 26 | 4 | Georgia Tech | FA-08 |
| 61 | Marcus Cannon | OL | 6-5 | 358 | 23 | R | Texas Christian | D5a-11 |
| 62 | Ryan Wendell | C | 6-2 | 290 | 25 | 3 | Fresno State | FA-08 |
| 63 | Dan Connolly | OL | 6-4 | 313 | 29 | 6 | Southeast Missouri St. | FA(JAX)-08 |
| 64 | Donald Thomas | OL | 6-4 | 310 | 26 | 4 | Connecticut | FA-11 |
| 65 | Nick McDonald | OL | 6-4 | 316 | 24 | 2 | Grand Valley State | FA-11 |
| 70 | Logan Mankins | G | 6-4 | 310 | 29 | 7 | Fresno State | D1-05 |
| 71 | Brandon Deaderick | DL | 6-4 | 305 | 24 | 2 | Alabama | D7b-10 |
| 72 | Matt Light | T | 6-4 | 305 | 33 | 11 | Purdue | D2-01 |
| 74 | Kyle Love | DL | 6-1 | 310 | 25 | 2 | Mississippi State | FA-10 |
| 75 | Vince Wilfork | DL | 6-2 | 325 | 30 | 8 | Miami (Fla.) | D1a-04 |
| 76 | Sebastian Vollmer | T | 6-8 | 315 | 27 | 3 | Houston | D2d-09 |
| 77 | Nate Solder | T | 6-8 | 319 | 23 | R | Colorado | D1-11 |
| 81 | Aaron Hernandez | TE | 6-1 | 245 | 22 | 2 | Florida | D4-10 |
| 83 | Wes Welker | WR | 5-9 | 185 | 30 | 8 | Texas Tech | TR(MIA)-07 |
| 84 | Deion Branch | WR | 5-9 | 195 | 32 | 10 | Louisville | TR(SEA)-10 |
| 85 | Chad Ochocinco | WR | 6-1 | 192 | 33 | 11 | Oregon State | TR(CIN)-11 |
| 87 | Rob Gronkowski | TE | 6-6 | 265 | 22 | 2 | Arizona | D2a-10 |
| 90 | Niko Koutouvides | LB | 6-2 | 238 | 30 | 8 | Purdue | FA-11 |
| 94 | Shaun Ellis | DE | 6-5 | 290 | 34 | 12 | Tennessee | FA-11 |
| 95 | Mark Anderson | DE | 6-4 | 255 | 28 | 6 | Alabama | FA-11 |
| 97 | Ron Brace | DL | 6-3 | 330 | 25 | 3 | Boston College | D2b-09 |
| 98 | Gerard Warren | DL | 6-4 | 325 | 33 | 10 | Florida | FA-11 |

PRACTICE SQUAD

| # | NAME | POS | HT | WT | AGE | YR | COLLEGE | HOW ACQ. |
|----|-----------------|-----|-----|-----|-----|----|-------------------|----------|
| 17 | Britt Davis | WR | 6-3 | 205 | 25 | 1 | Northern Illinois | FA-11 |
| 35 | Ross Ventrone | DB | 5-8 | 190 | 25 | 1 | Villanova | FA-10 |
| 47 | Mike Rivera | LB | 6-2 | 252 | 25 | 1 | Kansas | FA-11 |
| 49 | Markell Carter | LB | 6-4 | 248 | 22 | R | Central Arkansas | D6-11 |
| 60 | Aaron Lavarias | DE | 6-3 | 248 | 23 | R | Idaho | FA-11 |
| 68 | Matt Kopa | OL | 6-6 | 303 | 24 | 2 | Stanford | FA-11 |
| 69 | Alex Silvestro | DE | 6-3 | 267 | 23 | R | Rutgers | FA-11 |
| 80 | Dorin Dickerson | WR | 6-2 | 227 | 23 | 2 | Pittsburgh | FA-11 |

RESERVE/INJURED LIST

| # | NAME | POS | HT | WT | AGE | YR | COLLEGE | INJURY (IR date) |
|----|---------------------|-----|-----|-----|-----|----|----------------|-----------------------|
| 21 | Ras-I Dowling | CB | 6-1 | 198 | 23 | R | Virginia | hip (10/29/11) |
| 26 | Bret Lockett | DB | 6-1 | 220 | 25 | 3 | UCLA | groin (8/23/11) |
| 30 | Josh Barrett | S | 6-2 | 225 | 27 | 4 | Arizona State | calf (11/9/11) |
| 47 | Christian Cox | LB | 6-3 | 250 | 26 | R | Utah | neck (8/19/11) |
| 53 | Jeff Tarpinian | LB | 6-3 | 238 | 24 | R | Iowa | head (11/24/11) |
| 60 | Rich Ohrnberger | OL | 6-2 | 300 | 25 | 3 | Penn State | (9/3/11) |
| 67 | Dan Koppen | C | 6-2 | 296 | 32 | 9 | Boston College | leg (9/21/11) |
| 69 | Kyle Hix | OL | 6-7 | 325 | 23 | R | Texas | shoulder (8/7/11) |
| 91 | Myron Pryor | DL | 6-1 | 310 | 25 | 3 | Kentucky | shoulder (9/21/11) |
| 93 | Andre Carter | DE | 6-4 | 255 | 32 | 11 | California | leg (12/20/11) |
| 96 | Jermaine Cunningham | LB | 6-3 | 260 | 23 | 2 | Florida | hamstring (12/10/11) |
| 99 | Mike Wright | DL | 6-4 | 295 | 29 | 7 | Cincinnati | concussion (10/13/11) |

RESERVE/MILITARY LIST

| # | NAME | POS | HT | WT | AGE | YR | COLLEGE | DATE |
|----|------------|-----|-----|-----|-----|----|---------|-----------|
| 15 | Shun White | WR | 5-8 | 195 | 26 | 1 | Navy | (8/17/09) |



2011 Positional Roster

January 9, 2012

DEFENSE (23)

| # | NAME | POS | HT | WT | BORN | YR | COLLEGE | H.S. HOMETOWN |
|---------------------------|--------------------|-----|------|-----|------------|----|--------------------|--------------------------|
| DEFENSIVE LINE (7) | | | | | | | | |
| 95 | Anderson, Mark | DE | 6-4 | 255 | 3/26/1983 | 6 | Alabama | Tulsa, Okla. |
| 97 | Brace, Ron | DL | 6-3 | 330 | 12/18/1986 | 3 | Boston College | Worcester, Mass. |
| 71 | Deaderick, Brandon | DL | 6-4 | 305 | 8/19/1987 | 2 | Alabama | Elizabethtown, Ky. |
| 94 | Ellis, Shaun | DE | 6-5 | 290 | 6/24/1977 | 12 | Tennessee | Anderson, S.C. |
| 74 | Love, Kyle | DL | 6-1 | 310 | 11/18/1986 | 2 | Mississippi State | Fairburn, Ga. |
| 98 | Warren, Gerard | DL | 6-4 | 325 | 7/25/1978 | 10 | Florida | Lake Butler, Fla. |
| 75 | Wilfork, Vince | DL | 6-2 | 325 | 11/4/1981 | 8 | Miami (Fla.) | Boynton Beach, Fla. |
| LINEBACKER (7) | | | | | | | | |
| 52 | Fletcher, Dane | LB | 6-2 | 244 | 9/14/1986 | 2 | Montana State | Bozeman, Montana |
| 59 | Guyton, Gary | LB | 6-3 | 245 | 11/14/1985 | 4 | Georgia Tech | Hinesville, Ga. |
| 90 | Koutouvides, Niko | LB | 6-2 | 238 | 3/25/1981 | 8 | Purdue | New Britain, Conn. |
| 51 | Mayo, Jerod | LB | 6-1 | 245 | 2/23/1986 | 4 | Tennessee | Hampton, Va. |
| 50 | Ninkovich, Rob | LB | 6-2 | 255 | 2/1/1984 | 6 | Purdue | Blue Island, Ill. |
| 55 | Spikes, Brandon | LB | 6-2 | 250 | 9/3/1987 | 2 | Florida | Shelby, N.C. |
| 58 | White, Tracy | LB | 6-0 | 230 | 4/14/1981 | 9 | Howard | St. Stephen, S.C. |
| DEFENSIVE BACK (9) | | | | | | | | |
| 24 | Arrington, Kyle | CB | 5-10 | 196 | 8/12/1986 | 3 | Hofstra | Accokeek, Md. |
| 31 | Brown, Sergio | S | 6-2 | 210 | 5/22/1988 | 2 | Notre Dame | Maywood, Ill. |
| 25 | Chung, Patrick | S | 5-11 | 212 | 8/19/1987 | 3 | Oregon | Rancho Cucamonga, Calif. |
| 44 | Ihedigbo, James | S | 6-1 | 214 | 12/3/1983 | 5 | Massachusetts | Northampton, Mass. |
| 23 | Jones, Nate | DB | 5-10 | 185 | 6/15/1982 | 8 | Rutgers | Scotch Plains, N.J. |
| 32 | McCourty, Devin | CB | 5-10 | 193 | 8/13/1987 | 2 | Rutgers | Montvale, N.J. |
| 29 | Molden, Antwaun | CB | 6-1 | 198 | 1/23/1985 | 4 | Eastern Kentucky | Cleveland, Ohio |
| 27 | Moore, Sterling | DB | 5-10 | 205 | 2/3/1990 | R | Southern Methodist | Antioch, Calif. |
| 41 | Williams, Malcolm | DB | 5-11 | 200 | 11/22/1987 | R | Texas Christian | Grand Prairie, Texas |

OFFENSE (27)

| # | NAME | POS | HT | WT | BORN | YR | COLLEGE | H.S. HOMETOWN |
|----------------------------|------------------------|-----|------|-----|------------|----|------------------------|-------------------------|
| OFFENSIVE LINE (10) | | | | | | | | |
| 61 | Cannon, Marcus | OL | 6-5 | 358 | 5/6/1988 | R | Texas Christian | Odessa, Texas |
| 63 | Connolly, Dan | OL | 6-4 | 313 | 9/2/1982 | 6 | Southeast Missouri St. | St. Louis, Mo. |
| 72 | Light, Matt | T | 6-4 | 305 | 6/23/1978 | 11 | Purdue | Greenville, Ohio |
| 70 | Mankins, Logan | G | 6-4 | 310 | 3/10/1982 | 7 | Fresno State | Catheys Valley, Calif. |
| 65 | McDonald, Nick | OL | 6-4 | 316 | 6/27/1987 | 2 | Grand Valley State | Sterling Heights, Mich. |
| 77 | Solder, Nate | T | 6-8 | 319 | 4/12/1988 | R | Colorado | Buena Vista, Co. |
| 64 | Thomas, Donald | OL | 6-4 | 310 | 9/25/1985 | 4 | Connecticut | New Haven, Conn. |
| 76 | Vollmer, Sebastian | T | 6-8 | 315 | 7/10/1984 | 3 | Houston | Kaarst, Germany |
| 54 | Waters, Brian | G | 6-3 | 320 | 2/18/1977 | 12 | North Texas | Waxahachie, Texas |
| 62 | Wendell, Ryan | C | 6-2 | 290 | 3/4/1986 | 3 | Fresno State | Diamond Bar, Calif. |
| QUARTERBACK (3) | | | | | | | | |
| 12 | Brady, Tom | QB | 6-4 | 225 | 8/3/1977 | 12 | Michigan | San Mateo, Calif. |
| 8 | Hoyer, Brian | QB | 6-2 | 215 | 10/13/1985 | 3 | Michigan State | North Olmsted, Ohio |
| 15 | Mallett, Ryan | QB | 6-6 | 238 | 6/5/1988 | R | Arkansas | Texarkana, Texas |
| WIDE RECEIVER (6) | | | | | | | | |
| 84 | Branch, Deion | WR | 5-9 | 195 | 7/18/1979 | 10 | Louisville | Albany, Ga. |
| 11 | Edelman, Julian | WR | 5-10 | 198 | 5/22/1986 | 3 | Kent State | Redwood City, Calif. |
| 85 | Ochocinco, Chad | WR | 6-1 | 192 | 1/9/1978 | 11 | Oregon State | Miami, Fla. |
| 18 | Slater, Matthew | WR | 6-0 | 200 | 9/9/1985 | 4 | UCLA | Anaheim, Calif. |
| 10 | Underwood, Tiquan | WR | 6-1 | 183 | 2/17/1987 | 3 | Rutgers | New Brunswick, N.J. |
| 83 | Welker, Wes | WR | 5-9 | 185 | 5/1/1981 | 8 | Texas Tech | Oklahoma City, Okla. |
| RUNNING BACK (6) | | | | | | | | |
| 33 | Faulk, Kevin | RB | 5-8 | 202 | 6/5/1976 | 13 | Louisiana State | Carencro, La. |
| 42 | Green-Ellis, BenJarvus | RB | 5-11 | 215 | 7/2/1985 | 4 | Mississippi | New Orleans, La. |
| 36 | Polite, Lousaka | FB | 6-0 | 245 | 9/14/1981 | 8 | Pittsburgh | Pittsburgh, Pa. |
| 22 | Ridley, Stevan | RB | 5-11 | 225 | 1/27/1989 | R | Louisiana State | Natchez, Miss. |
| 34 | Vereen, Shane | RB | 5-9 | 205 | 5/2/1989 | R | California | Valencia, Calif. |
| 39 | Woodhead, Danny | RB | 5-8 | 195 | 1/25/1985 | 4 | Chadron State | North Platte, Ne. |
| TIGHT END (2) | | | | | | | | |
| 87 | Gronkowski, Rob | TE | 6-6 | 265 | 5/14/1989 | 2 | Arizona | Pittsburgh, Pa. |
| 81 | Hernandez, Aaron | TE | 6-1 | 245 | 11/6/1989 | 2 | Florida | Bristol, Conn. |

SPECIALISTS (3)

| # | NAME | POS | HT | WT | BORN | YR | COLLEGE | H.S. HOMETOWN |
|------------------------|---------------------|-----|-----|-----|-----------|----|----------|-----------------|
| SPECIALISTS (3) | | | | | | | | |
| 48 | Aiken, Danny | LS | 6-4 | 252 | 8/28/1988 | R | Virginia | Roanoke, Va. |
| 3 | Gostkowski, Stephen | K | 6-1 | 215 | 1/28/1984 | 6 | Memphis | Madison, Miss. |
| 14 | Mesko, Zoltan | P | 6-5 | 231 | 3/16/1986 | 2 | Michigan | Twinsburg, Ohio |

RESERVE/INJURED (12)

| # | NAME | POS | HT | WT | BORN | YR | COLLEGE | H.S. HOMETOWN |
|-----------------------------|----------------------|-----|-----|-----|------------|----|----------------|---------------------|
| RESERVE/INJURED (12) | | | | | | | | |
| 30 | Barrett, Josh | S | 6-2 | 225 | 11/22/1984 | 4 | Arizona State | Reno, Nev. |
| 93 | Carter, Andre | DE | 6-4 | 255 | 5/12/1979 | 11 | California | San Jose, Calif. |
| 47 | Cox, Christian | LB | 6-3 | 250 | 12/11/1985 | R | Utah | Bountiful, Utah |
| 96 | Cunningham, Jermaine | LB | 6-3 | 260 | 4/24/1988 | 2 | Florida | Stone Mountain, Ga. |
| 21 | Dowling, Ros-I | CB | 6-1 | 198 | 5/9/1988 | R | Virginia | Chesapeake, Va. |
| 69 | Hix, Kyle | OL | 6-7 | 325 | 9/23/1988 | R | Texas | Aledo, Texas |
| 67 | Koppen, Dan | C | 6-2 | 296 | 9/12/1979 | 9 | Boston College | Whitehall, Pa. |
| 26 | Lockett, Brett | DB | 6-1 | 220 | 10/7/1986 | 3 | UCLA | Diamond Bar, Calif. |
| 60 | Ohrnberger, Rich | OL | 6-2 | 300 | 2/14/1986 | 3 | Penn State | East Meadow, N.Y. |
| 91 | Pryor, Myron | DL | 6-1 | 310 | 6/13/1986 | 3 | Kentucky | Louisville, Ky. |
| 53 | Tarpinian, Jeff | LB | 6-3 | 238 | 10/16/1987 | R | Iowa | Omaha, Neb. |
| 99 | Wright, Mike | DL | 6-4 | 295 | 3/1/1982 | 7 | Cincinnati | Cincinnati, Ohio |

RESERVE/MILITARY (1)

| # | NAME | POS | HT | WT | BORN | YR | COLLEGE | H.S. HOMETOWN |
|-----------------------------|-------------|-----|-----|-----|-----------|----|---------|----------------|
| RESERVE/MILITARY (1) | | | | | | | | |
| 15 | White, Shun | WR | 5-8 | 195 | 12/9/1985 | 1 | Navy | Memphis, Tenn. |



How The Patriots Were Built

UPDATED: January 9, 2012

| <u>YEAR</u> | <u>DRAFTEES (24)</u> | <u>VETERAN FREE AGENTS (14)</u> | <u>WAIVERS (2) / TRADES (4)</u> | <u>ROOKIE AND FIRST-YEAR FREE AGENTS (9)</u> |
|-------------|--|--|---|--|
| 1999 | Kevin Faulk (2) | | | |
| 2000 | Tom Brady (6b) | | | |
| 2001 | Matt Light (2) | | | |
| 2004 | Vince Wilfork (1a) | | | |
| 2005 | Logan Mankins (1) | | | |
| 2006 | Stephen Gostkowski (4b) | | | |
| 2007 | | | Wes Welker (fa)(tr-MIA) | |
| 2008 | Jerod Mayo (1) Matthew Slater (5) | Dan Connolly (fa)(JAX) | | BenJarvus Green-Ellis (fa) Gary Guyton (fa) |
| 2009 | Patrick Chung (2a) Ron Brace (2b) Sebastian Vollmer (2d) Julian Edelman (7a) | Rob Ninkovich (5)(NO) | | Kyle Arrington (fa) (PHI) Brian Hoyer (fa) Ryan Wendell (fa) |
| 2010 | Devin McCourty (1) Rob Gronkowski (2a) Brandon Spikes (2c) Aaron Hernandez (4) Zoltan Mesko (5) Brandon Deaderick (7) | Danny Woodhead (fa)(NYJ) | Deion Branch (2) (tr-SEA) Tracy White (fa) (tr-PHI) | Sergio Brown (fa) Dane Fletcher (fa) Kyle Love (fa) |
| 2011 | Nate Solder (1) Shane Vereen (2b) Stevan Ridley (3a) Ryan Mallett (3b) Marcus Cannon (5a) Malcolm Williams (7) | Mark Anderson (5)(CHIC) Shaun Ellis (1)(NYJ) James Ihedigbo (fa)(NYJ) Nate Jones (7)(DAL) Niko Koutouvides (4)(SEA) Nick McDonald (fa)(GB) Lousaka Polite (fa)(DAL) Donald Thomas (6)(MIA) Tiquan Underwood (7)(JAX) Gerard Warren (1)(CLE) Brian Waters (fa)(DAL) | Danny Aiken (fa) CW (BUF) Chad Ochocinco (2) (tr-CIN) Antwaun Molden (3) CW (HOU) | Sterling Moore (fa) |

NOTE: Team in parenthesis is the player's prior team
 (#) – indicates round drafted
 (fa) – indicates non-drafted free agents

RESERVE/INJURED (12)

Josh Barrett (7)
 Andre Carter (1)(SF)
 Christian Cox (fa)
 Jermaine Cunningham (2)
 Ras-I Dowling (2a)
 Kyle Hix (fa)
 Dan Koppen (5)
 Bret Lockett (CW)
 Rich Ohrmberger (4)
 Myron Pryor (6b)
 Jeff Tarpinian (fa)
 Mike Wright (fa)

RESERVE/N.F.I. (1)

Marcus Cannon (5a)

RESERVE/MILITARY (1)

Shun White (fa)



2011 Transactions

UPDATED: January 9, 2012

JANUARY, 2011

| | | |
|-----------|--------------------|--------|
| 1/18/2011 | Butler, Carson | Signed |
| 1/18/2011 | Crompton, Jonathan | Signed |
| 1/18/2011 | Farnham, Buddy | Signed |
| 1/18/2011 | Favorite, Marlon | Signed |
| 1/18/2011 | Jenkins, Darnell | Signed |
| 1/18/2011 | Turner, Thad | Signed |
| 1/18/2011 | Ventrone, Ross | Signed |
| 1/19/2011 | Austin, Thomas | Signed |
| 1/19/2011 | Maneri, Steve | Signed |

FEBRUARY, 2011

| | | |
|-----------|----------------|-----------------------------|
| 2/14/2011 | Mankins, Logan | Designated Franchise Player |
|-----------|----------------|-----------------------------|

MARCH, 2011

| | | |
|----------|------------------------|--------------------------|
| 3/2/2011 | Neal, Setphen | Announced his retirement |
| 3/3/2011 | Arrington, Kyle | Tendered contract |
| 3/3/2011 | Green-Ellis, BenJarvus | Tendered contract |
| 3/3/2011 | Page, Jarrad | Tendered contract |
| 3/4/2011 | Stroud, Marcus | Signed |

APRIL, 2011

| | | |
|-----------|-------------------|---------|
| 4/28/2011 | Solder, Nate | Drafted |
| 4/29/2011 | Dowling, Ras-I | Drafted |
| 4/29/2011 | Vareen, Shane | Drafted |
| 4/29/2011 | Ridley, Stevan | Drafted |
| 4/29/2011 | Mallett, Ryan | Drafted |
| 4/30/2011 | Canoon, Marcus | Drafted |
| 4/30/2011 | Smith, Lee | Drafted |
| 4/30/2011 | Carter, Markell | Drafted |
| 4/30/2011 | Williams, Malcolm | Drafted |

JULY, 2011

| | | |
|-----------|---------------------|----------------------------------|
| 7/27/2011 | Berry, Mike | Signed |
| 7/27/2011 | Coulson, Ryan | Signed |
| 7/27/2011 | Hix, Kyle | Signed |
| 7/27/2011 | Koepplin, Kyle | Signed |
| 7/27/2011 | Lavarias, Aaron | Signed |
| 7/27/2011 | Leonard, Anthony | Signed |
| 7/27/2011 | Nurse, Clay | Signed |
| 7/27/2011 | Ross, Jeremy | Signed |
| 7/27/2011 | Silvestro, Alex | Signed |
| 7/27/2011 | Tarpinian, Jeff | Signed |
| 7/27/2011 | Woods, Corey | Signed |
| 7/27/2011 | Yeatman, Will | Signed |
| 7/27/2011 | Carter, Markell | Signed/Draft Choice |
| 7/27/2011 | Smith, Lee | Signed/Draft Choice |
| 7/27/2011 | Barnes, Tyree | Reinstated from Military Reserve |
| 7/27/2011 | Kettani, Eric | Reinstated from Military Reserve |
| 7/28/2011 | Ridley, Stevan | Signed/Draft Choice |
| 7/28/2011 | Williams, Malcolm | Signed/Draft Choice |
| 7/29/2011 | Mallett, Ryan | Signed/Draft Choice |
| 7/29/2011 | Cannon, Marcus | Signed/Draft Choice |
| 7/29/2011 | Banta-Cain, Tully | Released |
| 7/29/2011 | Carter, Tony | Released |
| 7/29/2011 | Crumpler, Alge | Released |
| 7/29/2011 | Kaczur, Nick | Released |
| 7/29/2011 | Stroud, Marcus | Released |
| 7/29/2011 | Warren, Ty | Released |
| 7/29/2011 | Coulson, Ryan | Released |
| 7/29/2011 | Haynesworth, Albert | Acquired via trade (WAS) |
| 7/29/2011 | Ochocinco, Chad | Acquired Via trade (CIN) |
| 7/30/2011 | Williams, Steve | Signed |
| 7/30/2011 | Faulk, Kevin | Signed |
| 7/30/2011 | Arrington, Kyle | Signed |
| 7/30/2011 | Mankins, Logan | Signed Franchise Tender |
| 7/30/2011 | Morris, Sammy | Signed |
| 7/30/2011 | McGowan, Brandon | Signed |
| 7/30/2011 | White, Tacy | Signed |
| 7/30/2011 | Leonard, Anthony | Released |

AUGUST, 2011

| | | |
|----------|------------------------|---------------------|
| 8/2/2011 | Dowling, Ras-I | Signed/Draft Choice |
| 8/2/2011 | Vereen, Shane | Signed/Draft Choice |
| 8/2/2011 | Crompton, Jonathan | Released |
| 8/2/2011 | Cox, Christian | Signed |
| 8/2/2011 | Light, Matt | Signed |
| 8/3/2011 | Green-Ellis, BenJarvus | Signed |
| 8/3/2011 | Morris, Chris | Signed |
| 8/3/2011 | Compas, Jonathan | Signed |

AUGUST, 2011

| | | |
|-----------|-------------------|--------------------------------------|
| 8/3/2011 | Medlin, Richard | Signed |
| 8/3/2011 | Berry, Mike | Released |
| 8/3/2011 | Clayton, Thomas | Released |
| 8/4/2011 | Solder, Nate | Signed/Draft Choice |
| 8/5/2011 | Anderson, Mark | Signed |
| 8/5/2011 | Favorite, Marlon | Released |
| 8/7/2011 | Turner, Thad | Released |
| 8/7/2011 | Hix, Kyle | Placed on Reserve/Injured (shoulder) |
| 8/8/2011 | Carter, Andre | Signed |
| 8/8/2011 | Ellis, Shaun | Signed |
| 8/8/2011 | Warren Gerard | Signed |
| 8/8/2011 | McGowan, Brandon | Released |
| 8/10/2011 | Wetterer, Mark | Claimed off Waivers (CIN) |
| 8/10/2011 | Ventrone, Ross | Released |
| 8/13/2011 | Roth, Zach | Signed |
| 8/13/2011 | Morris, Chris | Released |
| 8/13/2011 | Williams, Steve | Released |
| 8/14/2011 | Koutouvides, Niko | Signed |
| 8/19/2011 | LeVoir, Mark | Released |
| 8/19/2011 | Cox, Christian | Paced on Reserve/Injured (neck) |
| 8/19/2011 | Ihedigbo, James | Signed |
| 8/20/2011 | Brown, Ricky | Signed |
| 8/21/2011 | Mills, Garrett | Signed |
| 8/21/2011 | Lockett, Bret | Released |
| 8/21/2011 | Roth, Zach | Released |
| 8/22/2011 | Lockett, Bret | Placed on Reserve/Injured (groin) |
| 8/24/2011 | Berry, Mike | Signed |
| 8/29/2011 | Underwood, Tiquan | Signed |
| 8/29/2011 | Ventrone, Ross | Signed |
| 8/29/2011 | Barnes, Tyree | Released |
| 8/29/2011 | Jenkins, Darnell | Released |
| 8/29/2011 | Katula, Matt | Released |
| 8/29/2011 | Koepplin, Chris | Released |
| 8/29/2011 | Mills, Garrett | Released |
| 8/29/2011 | Nurse, Clay | Released |
| 8/29/2011 | Sanders, James | Released |
| 8/29/2011 | Weston, Kade | Released |
| 8/29/2011 | Wetterer, Mark | Released |
| 8/29/2011 | Wilhite, Jonathan | Released |
| 8/29/2011 | Williams, Malcolm | Released |
| 8/30/2011 | Dearth, James | Signed |
| 8/30/2011 | Murrell, Marques | Released |
| 8/30/2011 | Ross, Jeremy | Released |

SEPTEMBER, 2011

| | | |
|----------|----------------------|---------------------------|
| 9/1/2011 | Molden, Antwaun | Claimed off Waivers (HOU) |
| 9/2/2011 | Brown, Ricky | Released |
| 9/2/2011 | Berry, Mike | Released |
| 9/2/2011 | Butler, Carson | Released |
| 9/2/2011 | Compas, Jonathan | Released |
| 9/2/2011 | Farnham, Buddy | Released |
| 9/2/2011 | Medlin, Richard | Released |
| 9/2/2011 | Richard, Darryl | Released |
| 9/2/2011 | Woods, Corey | Released |
| 9/3/2011 | Brace, Ron | Placed on Reserve/PUP |
| 9/3/2011 | Deaderick, Brandon | Placed on Reserve/PUP |
| 9/3/2011 | Faulk, Kevin | Placed on Reserve/PUP |
| 9/3/2011 | Cannon, Marcus | Placed on Reserve/N.F.I. |
| 9/3/2011 | Ohmberger, Rich | Placed on Reserve/Injured |
| 9/3/2011 | Austin, Thomas | Released |
| 9/3/2011 | Carter, Markell | Released |
| 9/3/2011 | Cohen, Landon | Released |
| 9/3/2011 | Kettani, Eric | Released |
| 9/3/2011 | Koutouvides, Niko | Released |
| 9/3/2011 | Lavarias, Aaron | Released |
| 9/3/2011 | Meriweather, Brandon | Released |
| 9/3/2011 | Moore, Eric | Released |
| 9/3/2011 | Morris, Sammy | Released |
| 9/3/2011 | Silvestro, Alex | Released |
| 9/3/2011 | Smith, Lee | Released |
| 9/3/2011 | Tate, Brandon | Released |
| 9/3/2011 | Underwood, Tiquan | Released |
| 9/3/2011 | Ventrone, Ross | Released |
| 9/3/2011 | Yeatman, Will | Released |
| 9/4/2011 | Waters, Brian | Signed |
| 9/4/2011 | Dearth, James | Released |
| 9/4/2011 | Maneri, Steve | Released |
| 9/4/2011 | Aiken, Danny | Claimed off Waivers (BUF) |



2011 Transactions

CONTINUED

SEPTEMBER 2011

9/5/2011 Carter, Markell Signed to the Practice Squad
 9/5/2011 Kettani, Eric Signed to the Practice Squad
 9/5/2011 Kopa, Matt Signed to the Practice Squad
 9/5/2011 Lavarius, Aaron Signed to the Practice Squad
 9/5/2011 McDonald, Nick Signed to the Practice Squad
 9/5/2011 Taylor, Kerry Signed to the Practice Squad
 9/5/2011 Ventrone, Ross Signed to the Practice Squad
 9/5/2011 Welch, Thomas Signed to the Practice Squad
 9/7/2011 Edds, A.J. Claimed off Waivers (MIA)
 9/7/2011 Gronkowski, Dan Signed
 9/7/2011 Butler, Darius Released
 9/7/2011 Warren, Gerard Released
 9/12/2011 Welch, Thomas Signed from the Practice Squad
 9/12/2011 Tarpinian, Jeff Released
 9/14/2011 Thomas, Donald Signed
 9/14/2011 Mills, Garrett Signed to the Practice Squad
 9/14/2011 Tarpinian, Jeff Signed to the Practice Squad
 9/14/2011 Lavarius, Aarons Released from the Practice Squad
 9/14/2011 Welch, Thomas Released
 9/15/2011 Welch, Thomas Signed to the Practice Squad
 9/15/2011 McDonald, Nick Released from the Practice Squad
 9/16/2011 McDonald, Nick Signed to the Practice Squad
 9/16/2011 Taylor, Kerry Released from the Practice Squad
 9/21/2011 Adams, Phillip Signed
 9/21/2011 Cohen, Landon Signed
 9/21/2011 Koppen, Dan Placed on Reserve/Injured (leg)
 9/21/2011 Pryor, Myron Placed on Reserve/Injured (shoulder)
 9/22/2011 Tarpinian, Jeff Signed from the Practice Squad
 9/22/2011 Edds, A.J. Released
 9/22/2011 Victorian, Josh Signed to the Practice Squad
 9/23/2011 Gronkowski, Dan Released
 9/24/2011 Ventrone, Ross Signed from the Practice Squad
 9/24/2011 Edds, A.J. Signed to the Practice Squad
 9/27/2011 Cohen, Landon Released
 9/28/2011 Warren, Gerard Signed
 9/28/2011 Silvestro, Alex Signed to the Practice Squad

OCTOBER, 2011

10/1/2011 Welch, Thomas Signed from the Practice Squad
 10/1/2011 Ventrone, Ross Released
 10/4/2011 Ventrone, Ross Signed to the Practice Squad
 10/5/2011 Moore, Sterling Signed to the Practice Squad
 10/5/2011 Victorian, Josh Released from the Practice Squad
 10/7/2011 Victorian, Josh Signed to the Practice Squad
 10/7/2011 Kettani, Eric Released from the Practice Squad
 10/8/2011 Ventrone, Ross Signed from the Practice Squad
 10/8/2011 Adams, Phillip Released
 10/10/2011 Welch, Thomas Released
 10/11/2011 Gronkowski, Dan Signed
 10/12/2011 Welch, Thomas Signed to the Practice Squad
 10/13/2011 Adams, Phillip Signed
 10/13/2011 Wright, Mike Placed on Reserve/Injured (concussion)
 10/14/2011 Harrison, Marcus Signed
 10/14/2011 Adams, Phillip Released
 10/15/2011 Moore, Sterling Signed from the Practice Squad
 10/15/2011 Harrison, Marcus Released
 10/17/2011 Moore, Sterling Released
 10/17/2011 Ventrone, Ross Released
 10/18/2011 Adams, Phillip Signed
 10/19/2011 Ventrone, Ross Signed
 10/19/2011 Moore, Sterling Signed to the Practice Squad
 10/25/2011 Williams, Malcolm Signed to the Practice Squad
 10/25/2011 Victorian, Josh Released from the Practice Squad
 10/28/2011 Bodden, Josh Released
 10/28/2011 Victorian, Josh Signed to the Practice Squad
 10/28/2011 Williams, Malcolm Released from the Practice Squad
 10/29/2011 Faulk, Kevin Activited from the Reserve/PUP
 10/29/2011 Deaderick, Brandon Activited from the Reserve/PUP
 10/29/2011 Dowling, Ras-I Placed on Reserve/Injured (hip)

NOVEMBER, 2011

11/3/2011 Ventrone, Ross Released
 11/4/2011 Williams, Malcolm Signed to the Practice Squad
 11/4/2011 Victorian, Josh Released from the Practice Squad
 11/5/2011 Brace, Ron Activated from the Reserve/PUP
 11/8/2011 Underwood, Tiquaan Signed
 11/8/2011 Gronkowski, Dan Released
 11/8/2011 Haynesworth, Albert Released
 11/8/2011 Welch, Thomas Released from the Practice Squad

NOVEMBER, 2011

11/9/2011 Barrett, Josh Placed on Reserve/Injured (calf)
 11/9/2011 Koutouvides, Niko Signed
 11/9/2011 Moore, Sterling Signed from the Practice Squad
 11/9/2011 Rivera, Mike Signed to the Practice Squad
 11/9/2011 Ventrone, Ross Signed to the Practice Squad
 11/9/2011 Victorian, Josh Signed to the Practice Squad
 11/9/2011 Williams, Malcolm Released from the Practice Squad
 11/12/2011 Ventrone, Ross Signed from the Practice Squad
 11/12/2011 Underwood, Tiquaan Released
 11/15/2011 Cannon, Marcus Activated from Reserve/NFI
 11/15/2011 Williams, Malcolm Signed to the Practice Squad
 11/15/2011 Ventrone, Ross Released
 11/17/2011 Ventrone, Ross Signed to the Practice Squad
 11/17/2011 Victorian, Josh Released from the Practice Squad
 11/21/2011 Ventrone, Ross Signed from the Practice Squad
 11/21/2011 Thomas, Donald Released
 11/23/2011 Thomas, Donald Signed
 11/23/2011 Ventrone, Ross Released
 11/23/2011 Victorian, Josh Signed to the Practice Squad
 11/24/2011 Underwood, Tiquaan Signed
 11/24/2011 Ventrone, Ross Signed to the Practice Squad
 11/24/2011 Victorian, Josh Released from the Practice Squad
 11/24/2011 Tarpinian, Jeff Placed on Reserve/Injured (head)
 11/29/2011 Adams, Phillip Released
 11/30/2011 Jones, Nate Signed

DECEMBER, 2011

12/3/2011 McDonald, Nick Signed from the Practice Squad
 12/3/2011 Price, Taylor Released
 12/7/2011 Dickerson, Dorin Signed to the Practice Squad
 12/10/2011 Moore, Eric Signed
 12/10/2011 Williams, Malcolm Signed from the Practice Squad
 12/10/2011 Cunningham, Jermaine Signed on Reserve/Injured (hamstring)
 12/10/2011 Moore, Sterling Released
 12/14/2011 Moore, Sterling Signed to the Practice Squad
 12/15/2011 Williams, Malcolm Released
 12/17/2011 Ventrone, Ross Signed from the Practice Squad
 12/20/2011 Carter, Andre Placed on Reserve/Injured (leg)
 12/20/2011 McKinley, Cedric Signed to the Practice Squad
 12/20/2011 Moore, Eric Released
 12/21/2011 Fuller, Vincent Signed
 12/23/2011 Moore, Sterling Signed from the Practice Squad
 12/23/2011 Silvestro, Alex Signed from the Practice Squad
 12/23/2011 Fuller, Vincent Released
 12/26/2011 Ventrone, Ross Released
 12/26/2011 McKinley, Cedric Released from the Practice Squad
 12/27/2011 Polite, Lousaka Signed
 12/27/2011 Williams, Malcolm Signed to the Practice Squad
 12/28/2011 Lavarius, Aarons Signed to the Practice Squad
 12/28/2011 Ventrone, Ross Signed to the Practice Squad
 12/30/2011 Silvestro, Alex Released
 12/31/2011 Williams, Malcolm Signed from the Practice Squad
 12/31/2011 Silvestro, Alex Signed to the Practice Squad

JANUARY, 2012

1/4/2012 Davis, Britt Signed to the Practice Squad
 1/4/2012 Mills, Garrett Released from the Practice Squad



UNOFFICIAL DEPTH CHART

Unofficial depth chart compiled by Patriots media relations, January 9, 2012

OFFENSE

| | | |
|-------------------------------------|-------------------------|-------------------------|
| WR: 83 Wes Welker | 11 Julian Edelman | 18 Matthew Slater |
| LT: 72 Matt Light | <u>77 Nate Solder</u> | |
| LG: 70 Logan Mankins | 62 Ryan Wendell | 65 Nick McDonald |
| C: 63 Dan Connolly | 62 Ryan Wendell | 65 Nick McDonald |
| RG: 54 Brian Waters | 64 Donald Thomas | |
| RT: 76 Sebastian Vollmer | <u>77 Nate Solder</u> | <u>61 Marcus Cannon</u> |
| TE: 87 Rob Gronkowski | 81 Aaron Hernandez | |
| WR: 84 Deion Branch | 85 Chad Ochocinco | 10 Tiquan Underwood |
| QB: 12 Tom Brady | 8 Brian Hoyer | <u>15 Ryan Mallett</u> |
| RB: 39 Danny Woodhead | <u>22 Stevan Ridley</u> | 33 Kevin Faulk |
| RB: 42 BenJarvus Green-Ellis | <u>34 Shane Vereen</u> | 36 Lousaka Polite |

DEFENSE

| | | |
|-------------------------------|--------------------------|----------------------------|
| LE: 94 Shaun Ellis | 98 Gerard Warren | |
| DT 75 Vince Wilfork | 97 Ron Brace | |
| DT 74 Kyle Love | 97 Ron Brace | |
| RE: 95 Mark Anderson | 71 Brandon Deaderick | |
| LB: 50 Rob Ninkovich | 52 Dane Fletcher | |
| LB: 51 Jerod Mayo | 59 Gary Guyton | 58 Tracy White |
| LB: 55 Brandon Spikes | 90 Niko Koutouvides | |
| LCB: 32 Devin McCourty | 27 Antwaun Molden | |
| RCB: 24 Kyle Arrington | 23 Nate Jones | |
| S: 44 James Ihedigbo | 31 Sergio Brown | <u>41 Malcolm Williams</u> |
| S: 25 Patrick Chung | <u>29 Sterling Moore</u> | |

SPECIAL TEAMS

| | |
|----------------------------------|-------------------|
| K: 3 Stephen Gostkowski | |
| P: 14 Zoltan Mesko | |
| H: 14 Zoltan Mesko | 8 Brian Hoyer |
| PR: 11 Julian Edelman | |
| KR: 39 Danny Woodhead | 11 Julian Edelman |
| LS: 48 <u>Danny Aiken</u> | |

PRONUNCIATION GUIDE

| | | | |
|--------------------|--------------------------|------------------|-----------|
| Brandon Deaderick | DEAD-er-rick | Zoltan Mesko | ZOLE-tahn |
| Stephen Gostkowski | gust-OW-ski | Stevan Ridley | STEE-ven |
| James Ihedigbo | ee-HEAD-dee-bow | Nate Solder | SOLD-er |
| Niko Koutouvides | Nee-koh KOO-tah-VEE-dees | Tiquan Underwood | tie-KWAN |
| Jerod Mayo | je-ROD | Shane Vereen | vuh-REEN |