

NEW ENGLAND PATRIOTS PRESS RELEASE



SUPER BOWL CHAMPIONS
XXXVI, XXXVIII & XXXIX



Gillette Stadium ★ One Patriot Place ★ Foxborough, MA 02035 ★ 508.384.9105 ★ Fax: 508.543.9053 ★ www.patriots.com ★ http://media.patriots.com

PATRIOTS AND THEIR FANS WILL BE HOME FOR THE HOLIDAYS

MEDIA SCHEDULE

WEDNESDAY, DECEMBER 21

10:15-11:30 Media Check-In
10:45-11:00 Bill Belichick Media Availability
11:15-12:00 Open Locker Room
Approx. 1:15 Local Media Access to Practice

THURSDAY, DECEMBER 22

10:45-11:30 Media Check-In
11:15-12:00 Open Locker Room
Approx. 1:10 Local Media Access to Practice

FRIDAY, DECEMBER 23

Patriots Walkthrough – No media availability

2011 PATRIOTS SCHEDULE

REGULAR SEASON (11-3)

| | | |
|-------------------------------|----------|------|
| Mon., Sept. 12 at Miami | 38-24 | W |
| Sun., Sept. 18 San Diego | 35-21 | W |
| Sun., Sept. 25 at Buffalo | 31-34 | L |
| Sun., Oct. 2 at Oakland | 31-19 | W |
| Sun., Oct. 9 N.Y. Jets | 30-21 | W |
| Sun., Oct. 16 Dallas | 20-16 | W |
| Sun., Oct. 23 | BYE WEEK | |
| Sun., Oct. 30 at Pittsburgh | 17-25 | L |
| Sun., Nov. 6 N.Y. Giants | 20-24 | L |
| Sun., Nov. 13 at N.Y. Jets | 37-16 | W |
| Mon., Nov. 21 Kansas City | 34-3 | W |
| Sun., Nov. 27 at Philadelphia | 38-20 | W |
| Sun., Dec. 4 Indianapolis | 31-24 | W |
| Sun., Dec. 11 at Washington | 34-27 | W |
| Sun., Dec. 18 at Denver | 41-23 | W |
| Sat., Dec. 24 Miami | 1:00 | CBS |
| Sun., Jan. 1 Buffalo | 1:00 | CBS* |

*Game Time and Network subject to possible flexible scheduling adjustment.

AFC EAST STANDINGS

| Team | W | L | T | Pct. | Pf | Pa |
|----------------|----|---|---|------|-----|-----|
| NEW ENGLAND | 11 | 3 | 0 | .769 | 437 | 297 |
| New York Jets | 8 | 6 | 0 | .571 | 346 | 315 |
| Miami Dolphins | 5 | 9 | 0 | .357 | 286 | 269 |
| Buffalo Bills | 5 | 9 | 0 | .357 | 311 | 371 |

PATRIOTS MEDIA WEBSITE

The Patriots' media-only website, located at <http://media.patriots.com>, will also serve as the team's primary credentialing system in 2011. Registered users can apply for credentials by clicking on the upper right corner of the page.

PATRIOTS 2011 MEDIA GUIDE

The Patriots 2011 Media Guide is online and updated throughout the season. Media can access the media guide at www.patriots.com by clicking on the team tab.

NEW ENGLAND PATRIOTS (11-3) vs. MIAMI DOLPHINS (5-9)

Saturday, December 24, 2011 ★ Gillette Stadium (68,756) ★ 1:00 p.m.

Following a two-game road trip at Washington and at Denver, the AFC East Champion New England Patriots return home for the Holidays to host their final two games of the season against Miami and Buffalo. New England will aim to extend their six-game winning streak this week.

New England has now qualified for the playoffs 19 times in its 52-year history. The Patriots have earned 13 playoff berths in the 18 seasons since Robert Kraft purchased the team in 1994, a dramatic contrast to the six total playoff berths that the team earned in its first 34 years of existence. New England has won 11 AFC East crowns under Kraft's leadership. New England has won 14 division crowns overall (13 AFC East Crowns) and has qualified as a Wild Card team on four occasions (1998, 1994, 1985 and 1976). The Patriots also qualified for the playoffs in 1982 as part of a 16-team tournament following a players' strike. The Patriots are guaranteed to host their 14th playoff home playoff game in 18 years. In the 34 year prior to Kraft's ownership, the Patriots hosted just one playoff game.

The Patriots have won the AFC East three straight years, in 8 of the last 9 years, in 9 of the last 11 years and in 11 of the last 16 years.

Since 2001, the Patriots have qualified for the playoffs in every season except 2002 and 2008. In 2002, the Patriots and Jets both finished with a 9-7 overall record and a 4-2 divisional record, but the Jets claimed the division title by virtue of having a better record against common opponents. In 2008, the Patriots and Dolphins both finished with an 11-5 overall record and a 4-2 divisional record, but Miami qualified for the playoffs due to a better conference record (8-4 to 7-5).

BROADCAST INFORMATION

TELEVISION: This week's game will be broadcast by **CBS** and can be seen in Boston on **WBZ-TV Channel 4**. **Ian Eagle** will handle play-by-play duties with **Dan Fouts** providing color. The game will be produced by **Bob Mansbach** and directed by **Suzanne Smith**.

NATIONAL RADIO: This week's game will be broadcast to a national audience by **Sports USA Radio Network**. **Eli Gold** and **Ross Tucker** will call the game.

RADIO: 98.5 FM, The Sports Hub, is the flagship station for the **Patriots Radio Network**. A complete listing of the network's 37 stations can be found in this press release. Play-by-play broadcaster **Gil Santos** is in his 35th season as the voice of the Patriots and will call the action along with Patriots Hall of Famer **Gino Cappelletti**. **Scott Zolak** will provide sideline analysis.

PATRIOTS WIN 10+ FOR THE NINTH STRAIGHT YEAR

New England's 34-27 win over Washington (12/11) was the Patriots' 10th win in 2011. New England has now won 10 or more games 10 times in the last 11 seasons and for the ninth straight season. New England has reached at least 10 regular-season wins for the ninth consecutive season, joining San Francisco (16) and Indianapolis (9) as the only teams to accomplish the feat.

| Team | Years | Consecutive Seasons with 10+ Wins |
|---------------|--------------|-----------------------------------|
| San Francisco | 1983-1998 | 16 |
| New England | 2003-present | 9 |
| Indianapolis | 2002-2010 | 9 |

PATRIOTS DEDICATE 2011 SEASON TO MYRA KRAFT

The Patriots have dedicated the 2011 season to the loving memory of Myra Kraft, who passed away on July 20 after a courageous battle with cancer. Every Patriots player and coach are honoring Myra's memory by wearing a patch with her initials on it in recognition of her lifelong contributions to the local and global philanthropic community and her influence on the charitable mission of the entire Patriots organization. The patch will be worn on the left chest of every player throughout the season.





PATRIOTS 2011 TEAM NOTES

SEASON NUMBERS

TOM BRADY

- Tom Brady and Drew Brees are currently on pace to eclipse the current NFL passing record currently held by Dan Marino with 5,084 yards.

| Player | Current Yards | Projection |
|--------|---------------|------------|
|--------|---------------|------------|

| | | |
|------------|-------|-------|
| Drew Brees | 4,780 | 5,463 |
|------------|-------|-------|

| | | |
|-----------|-------|-------|
| Tom Brady | 4,593 | 5,249 |
|-----------|-------|-------|

- Only two NFL players have thrown for 5,000 or more yards in a season with Dan Marino's NFL record 5,084 in 1984 and Drew Brees' 5,069 in 2008.
- Brady has 35 touchdowns and needs five more in the last two games to reach his second 40 touchdown season. He had an NFL-record of 50 touchdowns in 2007. If Brady reaches 40 touchdowns, he will be just the second NFL player to have two seasons with 40 or more touchdowns. Dan Marino had 48 touchdowns in 1984 and 44 in 1986.
- Brady has a current streak of 30 straight games with at least one touchdown pass, a Patriots team record.
- Brady has 296 career touchdowns and is in sixth place all-time. John Elway is fifth with 300 touchdowns.
- With 35 touchdowns, Brady is the sixth quarterback in NFL history to have 30 or more touchdown passes in at least three seasons.

JULIAN EDELMAN

- Julian Edelman has the highest punt return average in Patriots history with a 12.8-yard average (53-676).
- He became the fourth Patriots player with two or more punt returns for a touchdown after his 72-yard touchdown return vs. Kansas City (11/21), joining Troy Brown (3), Irving Fryar (3) and Mike Haynes (2).

ROB GRONKOWSKI

- Rob Gronkowski has 15 touchdown receptions so far in 2011 to set the NFL record for most touchdown receptions by a tight end in NFL history. Vernon Davis (SF) in 2009 and Antonio Gates (SD) in 2004 had 13. Including Gronkowski's 2-yard touchdown run vs. Indianapolis (12/4), Gronkowski has 16 total touchdowns this season – the highest number of combined touchdowns by a tight end in NFL history.
- Gronkowski has 25 touchdown catches in 30 career NFL games. He reached the 20 mark in the fewest games by a tight end in NFL history.
- Gronkowski (1,141) became the second Patriots tight end to reach 1,000 yards and it marks the 31st time in NFL history a tight end reached 1,000 yards.
- Gronkowski needs 34 yards to set the New England record for most receiving yards by a tight end. Ben Coates had 1,174 receiving yards in 1994.
- Gronkowski needs 150 yards (75 yards per game in the last two) to surpass San Diego's Kellen Winslow's 1980 record of 1,290 yards for most receiving yards in a season by a tight end.

WES WELKER

- Wes Welker has 104 receptions through 14 games and is on pace for 119, which would be seventh all-time.
- Welker set a single-season career-high with 1,380 receiving yards through 14 games. His previous best was 1,348 yards in 2009. He needs 114 yards to surpass Rand Moss' franchise record of 1,493 yards in 2007.
- With the 100 receptions in 2011, Welker joined Marvin Harrison and Jerry Rice as the only NFL players with four 100-reception seasons.

KYLE ARRINGTON

- Kyle Arrington is in a three-way tie for the NFL lead with seven interceptions. The last Patriots player to lead the NFL in interceptions was Asante Samuel with 10 in 2006.

NFL'S BEST AT HOME

Since their state-of-the-art facility opened at the beginning of the 2002 season, the Patriots own the NFL's best record at home overall. The Patriots own an overall record of 65-13 (.833) at Gillette Stadium in regular season games and a 72-15 record including playoffs.

BEST HOME RECORDS SINCE 2002

(including playoffs)

| Team | W | L | T | Pct. |
|--------------------|-----------|-----------|----------|-------------|
| New England | 72 | 15 | 0 | .828 |
| Baltimore | 60 | 21 | 0 | .741 |
| Pittsburgh | 63 | 23 | 1 | .730 |
| Indianapolis | 64 | 24 | 0 | .727 |
| San Diego | 57 | 28 | 0 | .671 |
| Seattle | 56 | 29 | 0 | .659 |
| Philadelphia | 54 | 33 | 0 | .621 |

PATRIOTS ARE SHARP AT GILLETTE

The Patriots concluded a 20-game home winning streak with a 24-20 loss to the New York Giants on Nov. 6, 2011. It was the longest home win streak in team history. The Patriots own an overall record of 65-13 (.833) at Gillette Stadium in regular season games. Since their state-of-the-art facility opened at the beginning of the 2002 season, the Patriots own the NFL's best record at home all-time.

The teams with the highest winning percentage at a stadium since 1970 (minimum 25 games):

| Team | Stadium | W-L-T | WIN PCT. |
|--------------------|-------------------------|--------------|-------------|
| New England | Gillette Stadium | 65-13 | .833 |
| Miami | Orange Bowl | 101-22-1 | .819 |
| Pittsburgh | Heinz Field | 64-22-1 | .741 |
| Minnesota | Metropolitan Stadium | 64-23-1 | .733 |
| LA Rams | Memorial Coliseum | 53-20-2 | .726 |

LONGEST HOME WINNING STREAK / PATRIOTS HISTORY (REG. SEASON)

| Streak | First Win | Last Win |
|-----------|----------------------|----------------------|
| 20 | Dec. 12, 2008 | Oct. 16, 2011 |
| 18 | Dec. 29, 2002 | Sept. 8, 2005 |
| 12 | Nov. 26, 2006 | Sept. 7, 2008 |
| 10 | Sept. 18, 1976 | Oct. 30, 1977 |

TWO PATRIOTS REACH 1,000 YARDS

Wes Welker (1,380) and Rob Gronkowski (1,141) are both over 1,000 yards. It is the fifth time in team history that New England has two players over 1,000 receiving yards. Welker and Randy Moss had three straight seasons with 1,000 yards (2007-09). They became the sixth group of NFL teammates to have three straight 1,000 yard seasons. The Patriots also had two receivers reach 1,000 yards in 1979.

PATRIOTS REACH 19TH PLAYOFF SEASON

PATRIOTS PLAYOFF SEASONS (19)

| Year | How Qualified | Playoff Seed | Record | Result |
|-------|--------------------|--------------|--------|----------------------|
| 2011 | Division Champions | ?? | ???? | ????? |
| 2010 | Division Champions | 1 | 0-1 | AFC Divisional Rd. |
| 2009 | Division Champions | 3 | 0-1 | Wild Card Round |
| 2007 | Division Champions | 1 | 2-1 | AFC Champions |
| 2006 | Division Champions | 4 | 2-1 | AFC Finalist |
| 2005 | Division Champions | 4 | 1-1 | AFC Divisional Round |
| 2004 | Division Champions | 2 | 3-0 | Super Bowl Champs. |
| 2003 | Division Champions | 1 | 3-0 | Super Bowl Champs. |
| 2001 | Division Champions | 2 | 3-0 | Super Bowl Champ. |
| 1998 | Wild Card | 6 | 0-1 | Wild Card Round |
| 1997 | Division Champions | 3 | 1-1 | AFC Divisional Rd. |
| 1996 | Division Champions | 2 | 2-1 | AFC Champions |
| 1994 | Wild Card | 5 | 0-1 | Wild Card Round |
| 1986 | Division Champions | 3 | 0-1 | AFC Divisional Rd. |
| 1985 | Wild Card | 5 | 3-1 | AFC Champions |
| 1982* | 16-Team Format | 7 | 0-1 | First Round |
| 1978 | Division Champions | 2 | 0-1 | AFC Divisional Rd. |
| 1976 | Wild Card | 4 | 0-1 | Wild Card Round |
| 1963 | Division Champions | -- | 1-1 | AFL Finalists |

*-Strike Year



PATRIOTS 2011 TEAM NOTES

TOM BRADY AND WES WELKER BECOME THE 12TH TO SCORE ON A 99-YARD PASS PLAY

Tom Brady connected with Wes Welker on a 99-yard touchdown in the fourth quarter of the 2011 season-opener at Miami (9/12). The 99-yard play tied the NFL record for the longest offensive play, which has been accomplished 13 times. There have been 12 pass plays and one running play for 99 yards. Listed below are the 13 99-yard plays.

(12) 99-YARD PASS PLAYS

Frank Filchock to Andy Farkas, Wash. vs. Pitt. – Oct. 15, 1939
George Izo to Bobby Mitchell, Wash. vs. Clev. – Sept. 15, 1963
Karl Sweetan to Pat Studstill, Det. vs. Balt. – Oct. 16, 1966
Sonny Jurgensen to Gerry Allen, Wash. vs. Chic. – Sept. 15, 1968
Jim Plunkett to Cliff Branch, LA Raiders vs. Wash. – Oct. 2, 1983
Ron Jaworski to Mike Quick, Phil. vs. Atl. – Nov. 10, 1985
Stan Humphries to Tony Martin, SD. vs. Sea.. -Sept. 18, 1994
Brett Favre to Robert Brooks, GB vs. Chic. – Sept. 11, 1995
Trent Green to Marc Boerigter, KC vs. SD. – Dec. 22, 2002
Jeff Garcia to Andre Davis, Clev. vs. Cin. – Oct. 17, 2004
Gus Ferrotte to Bernard Berrian, Minn. Vs. Chi. – Nov. 30, 2008

Tom Brady to Wes Welker, NE vs. Mia. – Sept. 12, 2011

(1) 99-YARD RUN PLAY

Tony Dorsett, Dal. vs. Minn.- Jan. 3, 1983

PATRIOTS SET FRANCHISE RECORD WITH 622 TOTAL YARDS IN 2011 OPENER

The Patriots 622 total yards at Miami (9/12) is a franchise record. The previous high was 619 yards vs. Tennessee on Oct. 18, 2009. The Patriots now have two games in their history with 600 or more total yards.

NFL'S BEST ROAD WARRIORS

Since the start of the 2000 season, the Patriots have the best regular-season road record at 62-33 (.653).

| TEAM | RECORD | PCT. |
|--------------------|--------------|-------------|
| New England | 62-33 | .653 |
| Philadelphia | 61-33-1 | .647 |
| Indianapolis | 59-36 | .621 |
| Pittsburgh | 58-37 | .611 |

PATRIOTS FORCE TURNOVERS

The Patriots lead the NFL with a +118 turnover margin since the 1994 season, including a league-leading and franchise record +28 in 2010.

NFL TURNOVER MARGIN SINCE 1994

| Rank | Team | Turnover Margin |
|-----------|--------------------|-----------------|
| 1. | New England | +118 |
| 2. | Kansas City | +101 |
| 3. | Green Bay | +66 |

PATRIOTS SCORE TOUCHDOWNS

The Patriots have scored 52 touchdowns so far in 2011, a pace that would give the Patriots 59 for the year. That number would be third in team history.

MOST TOUCHDOWNS IN A SEASON / PATRIOTS

75 in 2007
65 in 2010
52 in 1961 and 1980 and 2011

PATRIOTS REACH 400 POINTS FOR THE FIFTH STRAIGHT YEAR

The Patriots currently have 437 points for their fifth straight season of 400 or more points. They are on pace to finish with 499 points, which would be third in team history. The Patriots are the third team to ever have at least five straight 400-point seasons. Indianapolis had five straight (2003-07) and San Diego is 42 points away from their eighth straight season (2004-10) with 400 or more points.

MOST POINTS SCORED IN A SEASON BY THE PATRIOTS

589 in 2007
518 in 2010
441 in 1980

PATRIOTS ON POINT PART 2

The Patriots are averaging 31.2 points per game in 2011. That average ranks third all-time in team history.

HIGHEST AVG. POINTS PER GAME BY THE PATRIOTS

36.8 in 2007
32.4 in 2010
29.5 in 1961

WHAT'S THE POINT?

The Patriots enter this week's game tied for 14th in the NFL on defense by allowing an average of 21.2 points per game. The Patriots have finished in the top 10 in points allowed on defense for the past five seasons and in 8 of the last 10 years. Under Belichick, the Patriots have never finished worse than 17th among the 32 teams in points allowed.

| | Avg. Points Allowed | Avg. Yds Allowed |
|------|---------------------|------------------|
| 2011 | 21.2 (14t) | 414.4 (32) |
| 2010 | 19.6 (8) | 365.5 (25) |
| 2009 | 17.8 (5) | 320.2 (11) |
| 2008 | 19.3 (8) | 309.0 (10) |
| 2007 | 17.1 (4) | 288.3 (4) |
| 2006 | 14.8 (2) | 294.4 (6) |
| 2005 | 21.1 (17) | 330.2 (26) |
| 2004 | 16.3 (2t) | 310.6 (9) |
| 2003 | 14.9 (1) | 291.6 (7) |
| 2002 | 21.6 (17) | 336.1 (23) |
| 2001 | 17.0 (6) | 334.5 (24) |
| 2000 | 21.1 (17) | 334.6 (20) |

TOP OFFENSE

The Patriots offense is currently ranked second in the NFL on total yards. The Patriots offense has finished in the top 10 four straight seasons. Since the 1970 merger, the Patriots offense has finished in the top 10 15 times, including six times under Bill Belichick.

| Year | Rank |
|------|------|
| 2011 | 2 |
| 2010 | 8 |
| 2009 | 3 |
| 2008 | 5 |
| 2007 | 1 |

DIVISIONAL DOMINANCE I

The New England Patriots own a 51-15 (.773) record in regular season AFC East games since the beginning of the 2001 season, compiling the best intra-division record of any team in the NFL.

NFL'S TOP DIVISIONAL RECORDS SINCE 2001

| Team | W | L | T | Pct. |
|-----------------------------|-----------|-----------|----------|-------------|
| New England Patriots | 51 | 15 | 0 | .773 |
| Pittsburgh Steelers | 49 | 20 | 0 | .710 |
| Green Bay Packers | 46 | 20 | 0 | .697 |
| Indianapolis Colts | 46 | 20 | 0 | .697 |

AFC EAST DIVISIONAL RECORDS SINCE 2001

| Team | W | L | T | Pct. | Div. Titles | Years |
|--------------------|-----------|-----------|----------|-------------|-------------|---------------------------|
| New England | 51 | 15 | 0 | .773 | 8 | 2001, 03-07, 09-10 |
| New York Jets | 34 | 33 | 0 | .507 | 1 | 2002 |
| Miami | 28 | 38 | 0 | .424 | 1 | 2008 |
| Buffalo | 21 | 46 | 0 | .313 | 0 | --- |

NOTES: The Indianapolis Colts were members of the AFC East in 2001 and compiled a 3-5 divisional record that season. In 2002, the Patriots and Jets both finished with a 9-7 overall record and a 4-2 divisional record, but the Jets claimed the division title by virtue of having a better record against common opponents. In 2008, the Patriots and Dolphins both finished with an 11-5 overall record and a 4-2 divisional record, but Miami qualified for the playoffs due to a better conference record (8-4 to 7-5).

DIVISIONAL DOMINANCE II

The Patriots have the highest winning percentage in division games from November until the end of the season since 2002 following their 37-16 win at the Jets on Nov. 13, 2011.

| Team | W | L | T | Pct. |
|--------------------|-----------|----------|----------|-------------|
| New England | 25 | 7 | 0 | .781 |
| Indianapolis | 24 | 8 | 0 | .750 |
| San Diego | 24 | 9 | 0 | .727 |
| Green Bay | 25 | 10 | 0 | .714 |
| Pittsburgh | 26 | 11 | 0 | .703 |



PATRIOTS 2011 TEAM NOTES

HOME RECORD IN DECEMBER SINCE 2002

With a 19-1 record, the New England Patriots have the best home record in December since Gillette Stadium opened in 2002.

| Team | W | L | T | Pct. |
|--------------------|-----------|----------|----------|-------------|
| New England | 19 | 1 | 0 | .950 |
| Green Bay | 17 | 4 | 0 | .810 |
| Indianapolis | 18 | 6 | 0 | .750 |
| Denver | 13 | 5 | 0 | .722 |
| Philadelphia | 14 | 6 | 0 | .700 |

NFL'S TOP DECEMBER RECORD SINCE 2001

The Patriots have an NFL-best 40-5 record in the month of December since the 2001 season, including a 3-0 record in 2011.

| Rk | Team | Record |
|----------|-----------------------------|-------------|
| 1 | New England Patriots | 40-5 |
| 2 | Philadelphia Eagles | 34-12 |
| 3 | Pittsburgh Steelers | 33-14 |
| 4 | San Diego Chargers | 31-17 |
| 5 | Indianapolis Colts | 30-17 |

The Patriots have finished undefeated in December six times during that time and will aim for their seventh undefeated December this week against Miami (3-0 in 2011): (2001 -4-0), (2003 - 4-0), (2005 - 4-0), (2007 - 5-0), (2008 - 4-0) and (2010 -4-0).

BEST RECORDS IN THE FINAL FOUR GAMES OF THE SEASON SINCE 2006

| Team | W | L | T | Pct. |
|--------------------|-----------|----------|----------|-------------|
| San Diego | 21 | 1 | 0 | .955 |
| New England | 20 | 2 | 0 | .909 |
| Philadelphia | 17 | 5 | 0 | .773 |
| Baltimore | 16 | 6 | 0 | .727 |
| Indianapolis | 16 | 6 | 0 | .727 |

2011 TEAM CAPTAINS

The New England Patriots announced their 2011 team captains. Quarterback Tom Brady and G Logan Mankins are the offensive captains. Nose tackle Vince Wilfork, LB Jerod Mayo and CB Devin McCourty are the defensive captains. Wide receiver Matthew Slater is the special teams captain. The Patriots' 2011 captains were elected by their teammates. On offense, Brady is and offensive captain for the 10th straight season, having first been elected in 2002. Mankins, who is in his seventh season with New England after joining the team as a first round draft choice in 2005, is serving as a captain for the first time. On defense, Wilfork is a captain for the fourth straight season, while Mayo, is in his third serve season serving as a captain. Slater is in his first season as a captain.

STRONG IN THE SECOND HALF

Since 2001, New England has done a remarkable job of finishing the season strong, compiling an NFL-best 65-15 (.813) record in games on or after Thanksgiving.

PATRIOTS BEFORE AND AFTER THANKSGIVING SINCE 2001

| Season | Pre-Thanksgiving | Post-Thanksgiving | Overall |
|---------------|---------------------|---------------------|---------------|
| 2001 | 5-5 (.500) | 9-0 (1.000) | 14-5* |
| 2002 | 6-5 (.545) | 3-2 (.600)^ | 9-7 |
| 2003 | 9-2 (.818) | 8-0 (1.000) | 17-2* |
| 2004 | 9-1 (.900) | 8-1 (.889) | 17-2* |
| 2005 | 6-4 (.600) | 5-3 (.625) | 11-7* |
| 2006 | 7-3 (.700) | 7-2 (.777) | 14-5* |
| 2007 | 10-0 (1.000) | 8-1 (.889) | 18-1* |
| 2008 | 7-4 (.636) | 4-1 (.800) | 11-5 |
| 2009 | 7-3 (.700) | 3-4 (.429) | 10-7* |
| 2010 | 8-2 (.800) | 6-1 (.857)^ | 14-3* |
| 2011 | 7-3 (.700) | 4-0 (1.000) | ??? |
| Totals | 81-32 (.717) | 65-15 (.813) | 135-44 |

*-Includes playoffs ^Includes games played on Thanksgiving

BEST RECORDS IN GAMES PLAYED ON OR AFTER THANKSGIVING SINCE 2001

(Includes regular-season and playoff games)

| Team | W | L | T | Pct. |
|--------------------|-----------|-----------|----------|-------------|
| New England | 65 | 15 | 0 | .813 |
| Pittsburgh | 56 | 23 | 0 | .709 |
| San Diego | 44 | 25 | 0 | .638 |
| Philadelphia | 50 | 29 | 0 | .633 |
| Green Bay | 47 | 28 | 0 | .627 |

SUSTAINED SUCCESS: PATRIOTS TO FINISH ABOVE .500 FOR THE 11TH STRAIGHT SEASON

With their ninth win of the 2011 season vs. Indianapolis (12/4), the Patriots guaranteed a winning record for the 11th straight season. The Patriots have now won nine or more games in 15 of the 18 seasons that Robert Kraft has owned the team. The Patriots have won more than half of their games 11 straight years. They are the first team to win more than half of their games in 11 straight seasons since free agency began in 1993. The Patriots are the fourth team to win more than half of their games in 11 straight seasons since the 1970 AFL-NFL merger, joining the 49ers (16 straight from 1983-1998), the Cowboys (16 straight from 1970-85), and the Raiders (11 straight from 1970-80). At the conclusion of the 2011 season, the Patriots will be the only NFL team to finish with a record of .500 or better in each of the last 11 years (2001-2011). Each of the other 31 NFL teams had at least one losing season between 2001 and 2010.

ANNUAL ACHIEVEMENTS – PATRIOTS HAVE THE MOST 9+ WIN SEASONS SINCE 2001

The Patriots are the only team in the NFL to have recorded nine or more wins in each of the last 11 seasons.

MOST SEASONS OF 9+ WINS SINCE 2001

| | |
|--------------------|------------|
| New England | 11* |
| Pittsburgh | 9* |
| Indianapolis | 9 |
| Philadelphia | 8 |

*-Includes 2011 Season

2011 HONORS AND AWARDS

QB Tom Brady

- AFC Offensive Player of the Week (Wk. 1 at Miami)
- AFC Offensive Player of the Week (Wk. 2 vs. San Diego)
- AFC Offensive Player of the Month (November)

DE Andre Carter

- AFC Defensive Player of the Week (Wk. 10 at NY Jets)

WR Julian Edelman

- AFC Special Teams Player of the Week (Wk. 11 vs. KC)

TE Rob Gronkowski

- AFC Offensive Player of the Week (Wk. 14 at Washington)

PLAYER RANKINGS

Tom Brady (1,149,721) leads all AFC players and ranks second overall in votes. Wes Welker (896,198) is fifth overall in votes. Andre Carter (389,491), Rob Gronkowski (747,829) and Logan Mankins (272,702) also are the top vote getters at their positions. The New England Patriots have 15 players in the top five.



| | |
|----------------------|---|
| QB Tom Brady | (1 st in AFC Voting – 1,149,721) |
| WR Wes Welker | (1 st in AFC Voting – 896,198) |
| TE Rob Gronkowski | (1 st in AFC Voting – 747,829) |
| TE Aaron Hernandez | (2 nd in AFC Voting – 211,972) |
| T Matt Light | (2 nd in AFC Voting – 247,498) |
| G Logan Mankins | (1 st in AFC Voting – 272,702) |
| G Brian Waters | (4 th in AFC Voting – 161,463) |
| C Dan Connolly | (4 th in AFC Voting – 151,616) |
| DE Andre Carter | (1 st in AFC Voting – 389,491) |
| DT Vince Wilfork | (3 rd in AFC Voting – 232,411) |
| CB Kyle Arrington | (2 nd in AFC Voting – 368,982) |
| S Patrick Chung | (5 th in AFC Voting – 49,695) |
| K Stephen Gostkowski | (3 rd in AFC Voting – 57,144) |
| P Zoltan Mesko | (4 th in AFC Voting – 46,484) |
| SPT Matthew Slater | (4 th in AFC Voting – 59,927) |



WHAT HAVE YOU DONE FOR ME LATELY?

Since their record-setting 2007 season, the Patriots have maintained their spot atop the NFL in terms of winning percentage and are second in points scored. Since the beginning of the 2008 season, the Patriots have the NFL's highest winning percentage and have scored the second most points in the NFL. Since 2009, the Patriots are tied for the best winning percentage and have scored the most points. New England tops both categories since the beginning of the 2010 season.

HIGHEST WINNING PERCENTAGE SINCE 2008

| Team | W | L | T | Pct. | PF | PA |
|-----------------------------|-----------|-----------|----------|-------------|-------------|-------------|
| New England Patriots | 46 | 16 | 0 | .742 | 1792 | 1204 |
| Pittsburgh Steelers | 43 | 19 | 0 | .694 | 1375 | 997 |
| New Orleans Saints | 43 | 19 | 0 | .694 | 1814 | 1347 |
| Atlanta Falcons | 42 | 20 | 0 | .677 | 1509 | 1219 |
| Baltimore Ravens | 42 | 20 | 0 | .677 | 1467 | 1011 |
| Green Bay Packers | 40 | 22 | 0 | .645 | 1748 | 1214 |
| New York Giants | 37 | 25 | 0 | .597 | 1557 | 1440 |
| New York Jets | 37 | 25 | 0 | .597 | 1466 | 1211 |
| San Diego Chargers | 37 | 25 | 0 | .597 | 1692 | 1302 |
| Indianapolis Colts | 37 | 25 | 0 | .597 | 1439 | 1388 |

HIGHEST WINNING PERCENTAGE SINCE 2009

| Team | W | L | T | Pct. | PF | PA |
|-----------------------------|-----------|-----------|----------|-------------|-------------|------------|
| New England Patriots | 35 | 11 | 0 | .761 | 1382 | 895 |
| New Orleans Saints | 35 | 11 | 0 | .761 | 1351 | 954 |
| Green Bay Packers | 34 | 12 | 0 | .739 | 1329 | 834 |
| Pittsburgh Steelers | 31 | 15 | 0 | .674 | 1028 | 774 |
| Baltimore Ravens | 31 | 15 | 0 | .674 | 1082 | 767 |
| Atlanta Falcons | 31 | 15 | 0 | .674 | 1118 | 894 |
| San Diego Chargers | 29 | 17 | 0 | .630 | 1253 | 955 |
| New York Jets | 28 | 18 | 0 | .609 | 1061 | 855 |
| Philadelphia Eagles | 27 | 19 | 0 | .587 | 1210 | 1025 |
| Chicago Bears | 25 | 21 | 0 | .543 | 976 | 954 |
| New York Giants | 25 | 21 | 0 | .543 | 1130 | 1146 |
| Houston Texans | 25 | 21 | 0 | .543 | 1121 | 996 |
| Indianapolis Colts | 25 | 21 | 0 | .543 | 1062 | 1090 |
| Dallas Cowboys | 25 | 21 | 0 | .543 | 1103 | 982 |
| San Francisco 49ers | 25 | 21 | 0 | .543 | 962 | 812 |

HIGHEST WINNING PERCENTAGE SINCE 2010

| Team | W | L | T | Pct. | PF | PA |
|-----------------------------|-----------|----------|----------|-------------|------------|------------|
| New England Patriots | 25 | 5 | 0 | .833 | 955 | 610 |
| Green Bay Packers | 23 | 7 | 0 | .767 | 868 | 537 |
| Pittsburgh Steelers | 22 | 8 | 0 | .733 | 660 | 450 |
| Baltimore Ravens | 22 | 8 | 0 | .733 | 691 | 506 |
| Atlanta Falcons | 22 | 8 | 0 | .733 | 755 | 569 |
| New Orleans Saints | 22 | 8 | 0 | .733 | 841 | 613 |
| New York Jets | 19 | 11 | 0 | .633 | 713 | 619 |
| Chicago Bears | 18 | 12 | 0 | .600 | 649 | 579 |
| New York Giants | 17 | 13 | 0 | .567 | 728 | 719 |
| San Francisco 49ers | 17 | 13 | 0 | .567 | 632 | 531 |

MOST POINTS SCORED SINCE 2008

| Team | Points |
|-----------------------------|-------------|
| New Orleans Saints | 1814 |
| New England Patriots | 1792 |
| Green Bay Packers | 1748 |
| San Diego Chargers | 1692 |
| Philadelphia Eagles | 1626 |
| New York Giants | 1557 |
| Atlanta Falcons | 1509 |
| Houston Texans | 1487 |
| Baltimore Ravens | 1467 |
| New York Jets | 1466 |

MOST POINTS SCORED SINCE 2009

| Team | Points |
|-----------------------------|-------------|
| New England Patriots | 1382 |
| New Orleans Saints | 1351 |
| Green Bay Packers | 1329 |
| San Diego Chargers | 1253 |
| Philadelphia Eagles | 1210 |
| New York Giants | 1130 |
| Houston Texans | 1121 |
| Atlanta Falcons | 1118 |
| Dallas Cowboys | 1103 |
| Baltimore Ravens | 1082 |

MOST POINTS SCORED SINCE 2010

| Team | Points |
|-----------------------------|------------|
| New England Patriots | 955 |
| Green Bay Packers | 868 |
| New Orleans Saints | 841 |
| San Diego Chargers | 799 |
| Philadelphia Eagles | 781 |
| Detroit Lions | 757 |
| Atlanta Falcons | 755 |
| Dallas Cowboys | 742 |
| Houston Texans | 733 |
| New York Giants | 728 |



PATRIOTS VS. DOLPHINS

SERIES HISTORY

The New England Patriots and Miami Dolphins will square off for the 93rd time, including three playoff games, in their 46th year as division foes. The Dolphins and Patriots began playing twice a year during the regular season in 1967.

The Patriots have won seven of the last nine games against Miami, including a the 2011 season-opener when the Patriots beat Miami, 38-24, on Monday Night Football. The Patriots will be looking for their second straight series sweep of Miami and their eighth sweep overall against the Dolphins.



The Patriots have had the upper hand at home against Miami, as they hold a 27-17 record in games played in New England in the regular-season, including a 7-2 record at Gillette Stadium. The Patriots are 14-33 all-time in Miami.

The two have played three times in the postseason with New England

holding a 2-1 advantage.

SERIES TRENDS

Miami 50, New England 42

(Including New England 2, Miami 1 in Playoffs)

*-A Miami home game was played in Tampa in 1969

Record in New England28-17 (Incl. 1-0 in playoffs)

Record in Foxborough26-15 (1-0)

Record in Boston.....2-2

Record in Miami14-33 (Incl. 1-1 in playoffs)

Record at Dolphins / Pro Player / Joe Robbie/ Sun Life..... 10-15

Record at Orange Bowl.....3-18 (1-1)

Record in Tampa*1-0

Seasonal SweepsPatriots 7, Dolphins 13

Seasonal Splits..... 23 (Most recent 2009)

Bill Belichick vs. Miami.....14-11 (14-9 with New England)

PATRIOTS-DOLPHINS QUICK HITS

- Since Bill Belichick became Patriots head coach in 2000, New England is 14-9 (.609) against the Miami Dolphins. Since 2001, the Patriots are 51-15 (.773) against AFC East opponents. More than half of those losses (9) have come to Miami. The Patriots are 14-7 against the Dolphins over that span and are 16-6 against the New York Jets and 19-2 against the Buffalo Bills in that time.
- The Patriots have not been swept in their season series with a divisional opponent since 2000, when they lost both games to Miami and also to the New York Jets.
- In eight career games against the Dolphins, Wes Welker has caught 63 passes for 843 yards and four touchdowns, averaging 7.9 catches and 105 receiving yards per game against his former club. Those averages are the best against any team Welker has faced more than once in his career. He also has four 100-yard games against Miami with a 138-yard game at Miami (10/21/07), a 120-yard game at Miami (11/23/08), a 10-catch 167-yard game in 2009 at Miami (12/06/09) and eight receptions for 160 yards, including a 99-yard touchdown at Miami (9/12) in the 2011 season-opener.

PASSING PERFORMANCES

Tom Brady is scheduled to start at quarterback against Miami for the 20th time and has compiled a 13-6 record in his previous 18 starts against the Dolphins. Brady is 47-12 in his career as a starter in the regular-season against AFC East opponents, with six of the 12 losses coming to the Dolphins. One of those losses was in the final game of the 2005 season when Brady was pulled after the first quarter.

PASSING PERFORMANCES (continued)

Tom Brady vs. Miami Dolphins (13-6)

| Date | H/A | A | C | Yd | % | TD | I | Rating | W/L | Score |
|---------------|-----|------------|------------|-------------|-------------|-----------|-----------|-------------|-----|-------------|
| 10/07/01 | A | 24 | 12 | 86 | .500 | 0 | 0 | 58.7 | L | 10-30 |
| 12/22/01 | H | 19 | 11 | 108 | .579 | 1 | 0 | 91.6 | W | 20-13 |
| 10/06/02 | A | 31 | 17 | 240 | .548 | 2 | 2 | 74.7 | L | 13-26 |
| 12/29/02 | H | 44 | 25 | 221 | .568 | 1 | 1 | 68.5 | W | 27-24 |
| 10/19/03 | A | 34 | 24 | 283 | .706 | 2 | 0 | 115.2 | W | 19-13 |
| 12/07/03 | H | 31 | 16 | 163 | .516 | 0 | 0 | 67.0 | W | 12-0 |
| 10/10/04 | H | 19 | 7 | 76 | .368 | 2 | 1 | 62.6 | W | 24-10 |
| 12/20/04 | A | 29 | 18 | 171 | .621 | 3 | 4 | 73.3 | L | 28-29 |
| 11/13/05 | A | 36 | 21 | 275 | .583 | 2 | 2 | 77.9 | W | 23-16 |
| 01/01/06* | H | 8 | 3 | 37 | .375 | 1 | 1 | 52.6 | L | 26-28 |
| 10/08/06 | H | 29 | 16 | 140 | .552 | 2 | 0 | 91.2 | W | 20-10 |
| 12/10/06 | A | 25 | 12 | 78 | .480 | 0 | 0 | 55.1 | L | 0-21 |
| 10/21/07 | A | 25 | 21 | 354 | .840 | 6 | 0 | 158.3 | W | 49-28 |
| 12/23/07 | H | 33 | 18 | 215 | .545 | 3 | 2 | 79.7 | W | 28-7 |
| 11/08/09 | H | 37 | 25 | 332 | .676 | 1 | 1 | 93.5 | W | 27-17 |
| 12/06/09 | A | 29 | 19 | 352 | .655 | 2 | 2 | 101.5 | L | 21-22 |
| 10/04/10 | A | 24 | 19 | 153 | .792 | 1 | 0 | 107.1 | W | 41-14 |
| 01/02/11 | H | 16 | 10 | 199 | .625 | 2 | 0 | 145.6 | W | 38-7 |
| 09/12/11 | A | 48 | 32 | 517 | .667 | 4 | 1 | 121.6 | W | 38-24 |
| Totals | | 541 | 326 | 4000 | .603 | 35 | 17 | 91.6 | | 12-6 |

*-Played only the first quarter

TALE OF THE TAPE

| 2011 Regular Season | New England | Miami |
|--------------------------|-------------|------------|
| Record | 11-3 | 5-9 |
| Divisional Standings | 1st | 3rd |
| Total Yards Gained | 5,968 | 4,494 |
| Total Offense (Rank) | 426.3 (2) | 321.0 (21) |
| Rush Offense | 107.6 (20) | 127.4(7) |
| Pass Offense | 318.6 (2) | 193.6 (24) |
| Points Per Game | 31.2 (3) | 20.4 (21) |
| Total Yards Allowed | 5,801 | 4,748 |
| Total Defense (Rank) | 414.4 (32) | 339.1 (15) |
| Rush Defense | 117.6 (19) | 91.6 (3) |
| Pass Defense | 296.7(32) | 247.6 (25) |
| Points Allowed/Game | 21.2 (14t) | 19.2 (5) |
| Possession Avg. | 28:35 | 30:25 |
| Sacks Allowed/Yards Lost | 24/132 | 46/299 |
| Sacks Made/Yards | 33/235 | 35/215 |
| Total Touchdowns Scored | 52 | 29 |
| Penalties Against/Yards | 78/688 | 74/705 |
| Punts/Avg. | 49/45.7 | 68/49.3 |
| Turnover Differential | +12 (3) | -5 (23t) |

BRADY AGAINST THE AFC EAST

As a starter against the AFC East, Tom Brady owns a 47-12 (.797) record. He is 17-2 against Buffalo, 15-4 against the New York Jets, 13-6 against Miami and was 2-0 against Indianapolis when they were in the AFC East (2001 season).

FIRST 2011 MEETING:

PATRIOTS 38, MIAMI 24

September 12, 2011 ★ Sun Life Stadium

| | 1 | 2 | 3 | 4 | Final |
|-----------------------------|---|---|----|----|-------------|
| New England Patriots | 7 | 7 | 14 | 10 | — 38 |
| Miami Dolphins | 7 | 0 | 10 | 7 | — 24 |

Tom Brady threw for a team-record 517 yards and four touchdowns, including a 99-yard touchdown pass to WR Wes Welker, and the New England Patriots started with a victory for the eighth consecutive season with a 38-24 victory over the Miami Dolphins at Sun Life Stadium on Monday Night Football. The Patriots totaled a franchise-best 622 total yards. Miami QB Chad Henne had a solid effort with 416 yards passing but was overshadowed by Brady. The 906 net yards passing by both teams was an NFL record for a single game. Brady became the 11th quarterback in NFL history to throw for 500 or more yards and his yardage total of 517 is fifth in NFL history. He finished with 32 completions on 48 attempts for 517 yards with four touchdowns. Holding a 31-17 lead with 5:44 to play after the Patriots defense held Miami on a fourth down play from the 1-



PATRIOTS VS. DOLPHINS

FIRST 2011 MEETING (continued)

yard line, Brady lined up from shotgun and threw from the end zone to Welker, who slipped behind the Miami coverage and caught the ball in stride on his way to become the 12th NFL player to score on a 99-yard play. Brady also threw a 10-yard touchdown pass to TE Rob Gronkowski, a 2-yarder to Welker and a 1-yarder to TE Aaron Hernandez. Welker (160) and Hernandez (103) both had 100-yard games. Both teams scored on their first offensive drives for a 7-7 first quarter. Brady engineered a 7-play, 65-yard drive that was culminated with a 10-yard touchdown pass to Gronkowski on the second play of the second quarter for a 14-7 New England lead, which they took into halftime. The Patriots took the second half kickoff and Brady had his only blunder of the night when he was intercepted for the first time in 358 pass attempts. A 39-yard return gave Miami a first down at the 1-yard line where Miami scored on a 10-yard touchdown pass from Henne to WR Brian Hartline to tie the game at 14-14. Brady and the Patriots shook off the error and scored on their next three possessions. Brady engineered a 10-play, 73-yard drive on the ensuing series that ended with a 2-yard touchdown pass to Welker for a 21-14 lead. Following a Miami field goal on the next possession, Brady finished an 8-play, 78-yard drive with a 1-yard touchdown pass to Hernandez for a 28-17 lead heading into the fourth quarter. In the fourth quarter, a 20-yard field goal by K Stephen Gostkowski was followed by the 99-yard touchdown pass from Brady to Welker for a 38-17 lead. The Dolphins added a touchdown late for a 38-24 final. The Patriots first score was set up when Brady connected with WR Matthew Slater on a 46-yard pass to the Miami 24-yard line to help set up a 1-yard touchdown run by RB BenJarvus Green-Ellis.

CONNECTIONS

New England Ties

- Dolphins Wide Receivers coach **Steve Bush** attended Southern Connecticut State and has many New England ties: Graduate Assistant at Southern Connecticut State (1982-83), Defensive Coordinator/Secondary coach at Springfield College (1984-85), Defensive Coordinator/Linebackers at University of New Haven (1986-87), Defensive Coordinator/Secondary at Boston University (1988-89), and Head Coach of Longmeadow High School (1990-92).
- Dolphins Offensive Line coach **Dave DeGuglielmo** grew up in Lexington, Mass. and attended Boston University (1987-90). DeGuglielmo served as the Graduate Assistant Offensive Line coach at Boston College (1991-92) before switching to Boston University for four seasons (Offensive Line, 1993-95 and Assistant Head Coach, 1996). Furthermore, DeGuglielmo was the Offensive Line Coach at the University of Connecticut (1997-98).
- Dolphins Assistant Strength and Conditioning Coach **Dave Puloka** grew up in Arlington, Mass. where he attended high school. Puloka attended Holy Cross College from 1997-00.
- Dolphins Special Teams Coordinator **Darren Rizzi** attended the University of Rhode Island from 1988-92. Rizzi has multiple coaching ties to the region: Special Teams/Defensive Line (1994-96) and Defensive Coordinator (1997) at the University of New Haven, Special Teams/Linebackers Coach (1998) at Northeastern University, and Head Coach (2008) at the University of Rhode Island.
- Dolphins Director of Player Personnel **Brian Gaine** attended the University of Maine (1991-95) and played tight end for the Black Bears.
- Dolphins Director of College Scouting **Chris Grier** is a native of Holliston, Mass. and attended the University of Massachusetts-Amherst before graduating in 1994. He is the son of former Patriots' Vice President of Player Personnel Bobby Grier.
- Dolphins Assistant Director of Pro Scouting **Chris Shea** is a native of Belmont, Mass and went to Boston College.

CONNECTIONS (continued)

Additionally, Shea acted as the Football Recruiting Assistant at Boston College (1998-00) and Assistant Offensive Line Coach for Harvard University (1997-98).

Miami, Fla. Ties

- Patriots **NT Vince Wilfork** attended the University of Miami and is a Boynton Beach, Fla. Native.
- **WR Chad Ochocinco** attended Miami Beach High School and is a native of Miami, Fla.

Former Patriots

- Dolphins Offensive Coordinator **Brian Daboll** spent seven seasons on the New England coaching staff. He served as the team's Defensive Assistant (2000-01) and as their Wide Receivers coach (2002-06).
- Dolphins Director of College Scouting **Chris Grier**, a native of Holliston, Mass. was an intern with the Patriots in 1994 and joined the team as a regional scout on a full-time basis the following year.
- Dolphins **TE Jeron Mastrud** spent one day, April 26 2010, as a member of the New England Patriots before being cut the following day.
- Dolphins Pass Rush Coach **Bryan Cox** played linebacker for the Patriots in 2001; he was a part of the Super Bowl XXXVI winning team.
- Miami **TE Will Yeatman** originally was signed by the Patriots as a rookie free agent this past summer.

Former Dolphins

- **WR Wes Welker** played for the Miami Dolphins from 2004-06.
- Patriots **LB Rob Ninkovich** played for the Dolphins in 2007.
- Offensive Coordinator **Bill O'Brien** was the Assistant to the Head Coach/Coordinator of Football Operations for the Miami Dolphins from 2005-06.
- Patriots Director of Pro Personnel **Jason Licht** began his NFL career with the Dolphins and worked with the organization from 1995-96.
- **OG Donald Thomas** played with Miami from 2008-10.

Former Teammates

- Patriots **LB Rob Ninkovich** and Dolphins **RB Reggie Bush** were teammates when they played for the New Orleans Saints in 2006.
- Patriots **OL Dan Connolly** and Dolphins **DE Tony McDaniel** were members of the Jacksonville Jaguars in 2006.
- Dolphins **LB Jason Taylor** was NFL teammates with a number of Patriot players: **WR Wes Welker**, **LB Rob Ninkovich** (Dolphins 2007), **DE Andre Carter** (Redskins 2008), **S James Ihedigbo**, and **DE Shaun Ellis** (Jets, 2010).
- Patriots WR Wes Welker and LB Rob Ninkovich were teammates with Dolphins C Joe Berger in Miami from 2005-06.
- Patriots **G Dan Connolly** spent the 2006 season in Jacksonville with Dolphins **DT Tony McDaniel**.
- Patriots **LB Rob Ninkovich** spent parts of the 2006 and 2008 seasons with **LB Marvin Mitchell** in New Orleans.
- Patriots **DB Antwaun Molden** and **DE Mark Anderson** played with **RB Steve Slaton** in Houston. Molden played with Slaton from 2008-10 and Anderson played with Slaton during the 2010 season.
- **LB Tracy White** teamed up with **S Tyrone Culver** in Green Bay from 2006-07.
- Patriots **DE Shaun Ellis**, **S James Ihedigbo**, and **RB Danny Woodhead** all played with Dolphins **T Nate Garner** during the 2008 season with the New York Jets.



LAST GAME: PATRIOTS AT BRONCOS

PATRIOTS 41, DENVER 23

December 18, 2011 ★ Sports Authority Field at Mile High

| | 1 | 2 | 3 | 4 | Final |
|----------------------|----|----|---|---|-------|
| New England Patriots | 7 | 20 | 7 | 7 | 41 |
| Denver Broncos | 13 | 3 | 0 | 7 | 23 |

The New England Patriots won their sixth straight game and their third straight AFC East title by overcoming a 16-7 deficit and an awful first quarter to beat the Denver Broncos, 41-23.

The Patriots were outgained on the ground 167 to 4 in the first quarter. Denver scored on their first three drives before three second quarter turnovers turned things in the favor of New England, who improved to an 11-3 overall record.

Tom Brady completed 23-of-34 passes for 320 yards with two touchdowns, and TE Aaron Hernandez had a career day with 9 receptions for 129 yards and a touchdown.

After Denver took a 16-7 lead early in the second quarter, Brady methodically moved the Patriots to the Denver 1-yard line before completing a touchdown pass to Hernandez to make it 16-14. Denver fumbled on its next two possessions to lead to 10 New England points and a 24-16 Patriots lead. DT Ron Brace forced a fumble on a big hit on Denver RB Lance Ball and LB Rob Ninkovich recovered the ball at the Denver 19-yard line. The Patriots moved to the 3-yard line before settling for a field goal and a 17-16 lead. On the third play of Denver's ensuing drive, DE Mark Anderson forced and recovered a QB Tim Tebow fumble at the Denver 40-yard line. A 25-yard pass from Brady to Hernandez helped set up a 1-yard touchdown run by Brady to extend the New England lead to 24-16. Denver muffed a punt that was recovered by LB Dane Fletcher at the Denver 16-yard line with three seconds to play and New England added a field goal for a 20-point second quarter and a 27-16 halftime lead.

After RB Danny Woodhead scored on a 10-yard touchdown run in the third quarter for a 34-16 lead, Denver QB Tim Tebow scored on a 2-yard keeper with 8:41 left to play to pull the Broncos to 34-23. Brady responded in a big way, leading the Patriots on a 9-play, 80-yard scoring drive that ended with a 1-yard touchdown run by RB BenJarvus Green-Ellis.

Denver opened the game with an 80-yard drive that ended when Tebow scored on a 9-yard run into the end zone. The Broncos extra point attempt failed, and New England responded with a 5-play 80-yard drive that ended with a 33-yard touchdown pass from Brady to WR Chad Ochocinco. The drive was highlighted by a 46-yard pass from Brady to Hernandez.

Denver answered with a drive that ended with a 32-yard touchdown by Ball to recapture the lead at 13-7. Denver added a field goal early in the second quarter for a 16-7 lead before New England scored the next 27 points in the game to take command of the game.

WELKER SETS A CAREER-HIGH IN RECEIVING YARDS FOR A SEASON

Wes Welker added 41 receiving yards to set a single-season career high with 1,380 yards. His previous best was 1,348 receiving yards in 2009. His 1,380 yards are third in team history to Randy Moss (1,493 in 2007) and Stanley Morgan (1,491 in 1986).

GRONKOWSKI REACHED 1,100 YARDS

TE Rob Gronkowski had 53 yards to push his 2011 totals to 1,141. It is the 18th time in NFL history that a tight end has reached 1,100 yards and 12th time a Patriots player reached 1,100 yards in a single season. His total is 13th in NFL history for a tight end. He needs 34 yards to pass Ben Coates (1,174) for the franchise record. Gronkowski needs 150 yards to surpass San Diego's Kellen Winslow's 1980 record of 1,290 yards for most receiving yards in a season by a tight end.

PATRIOTS REACH 400 POINTS FOR THE FIFTH STRAIGHT SEASON

Tom Brady's 33-yard touchdown to WR Chad Ochocinco put the Patriots over 400 points for the year for the fifth straight season. The Patriots now have 437 points for the year.

BRADY HAS 13 GAMES IN 2011 WITH 2 OR MORE TOUCHDOWNS

Tom Brady threw two touchdowns against the Denver. It is Brady's 13th game in 2011 with two or more touchdowns. Brady had 14 such games in 2007. The NFL record for most games with two or more touchdown passes in a season is 15 by Dan Marino in 1984.

WELKER MOVES PAST MORGAN FOR SECOND PLACE ON PATRIOTS RECEPTION LIST

Welker moved past Stanley Morgan (534) into second place on the Patriots all-time list after adding four receptions for 536. First place belongs to Troy Brown (557).

BRADY BECOMES SECOND PLAYER WITH AT LEAST 35 TDS IN THREE DIFFERENT SEASONS

Tom Brady's 1-yard touchdown pass to TE Aaron Hernandez was his 35th touchdown of the season. He became the second NFL player to have at least three 35 touchdowns in three different seasons.

PATS SCORE 30 POINTS FOR THE 11TH TIME IN 2011 AND FOR THE SIXTH STRAIGHT GAME

The Patriots scored 30 points for the sixth straight game and for the 11th time in 2011. The Patriots also scored 30 or more points in a game 11 times in 2010. The NFL record for most 30-point games in a single season is 12 by the 2007 Patriots and the 1999 St. Louis Rams. The NFL record for most consecutive 30-point games in a single season is eight by the 2007 and 2010 Patriots and the 2000 St. Louis Rams. The Patriots are now 71-3 when scoring 30 or more points under head coach Bill Belichick.

HERNANDEZ SETS CAREER HIGH IN RECEIVING YARDS AND RECEPTIONS

TE Aaron Hernandez set a career high with 9 receptions for 129 yards. It is his third career 100-yard game. His previous best was 103 at Miami in the 2011 season-opener on Sept. 12, 2011 and 8 receptions vs. Dallas on Oct 16, 2011.

HERNANDEZ TIES CAREER HIGH WITH A 46-YARD RECEPTION

TE Aaron Hernandez tied a career high with a 46-yard reception in the first quarter. He had also had a 46-yard reception at the Jets on Sept. 19, 2010.

HERNANDEZ MATCHES ROOKIE SEASON TOTAL OF SIX TOUCHDOWNS

Hernandez scored his sixth touchdown of the season on a 1-yard touchdown reception in the second quarter. He also had six touchdown receptions as a rookie in 2010.

OCHOCINCO SCORES FIRST TOUCHDOWN WITH THE PATRIOTS

WR Chad Ochocinco scored his first touchdown with the Patriots on a 33-yard pass from Tom Brady in the first quarter.

MARK ANDERSON REGISTERS TWO SACKS

Mark Anderson registered two sacks to bring his 2011 total to 9.0. If he gets one more sack the Patriots will have two players with double-digit sacks with Andre Carter's 10.0. The last time two Patriots had 10 or more sacks was 1985 with Andre Tippett (16.5), Garin Veris (10.0) It has happened two times in Patriots history. In addition to 1985, in 1977 Tony McGee had 12 sacks and Ray Hamilton had 10 sacks.

GOSTKOWSKI TIES JOHN SMITH FOR THIRD

K Stephen Gostkowski added 11 points to push his total to 692 and move him into a tie with John Smith (692) for third place on the Patriots all-time scoring list. Adam Vinatieri (1,158) is in first place followed by Gino Cappelletti (1,130).



INSIDE THE NUMBERS

BY THE NUMBERS

2

The number of interceptions by Vince Wilfork in 2011. Anthony Pleasant (2001) is the only other Patriots defensive lineman to record two interceptions in the same season.

2

The number of punts returned by Julian Edelman for touchdowns during his career, the fourth Patriots' player with two or more punt returns for a touchdown.

3

The number of NFL players with four 100-reception seasons after Wes Welker reached 100 receptions in 2011 to join Jerry Rice and Marvin Harrison.

7

The number of interceptions by Kyle Arrington to put him in a three-way tie for the NFL lead in 2011.

8

The number of times in NFL history a player reached 1,000 yards in the ninth game of the season after Wes Welker reached the milestone.

9

The number of AFC East title by the Patriots since the 2000 season.

10.0

The number of sacks by Andre Carter in 2011 for his fourth career 10-plus sack season.

15

The number of touchdown catches by TE Rob Gronkowski, the most in NFL history by a tight end in a single season.

16

The number of total touchdowns by TE Rob Gronkowski in 2011 (15 rec. and 1 rush.) the highest number of combined touchdowns by a tight end in NFL history.

25

The number of touchdown receptions by Rob Gronkowski since 2010, the most among all NFL tight ends.

20

The number of 10-tackle games by LB Jerod Mayo after he finished with a team-high 11 total tackles vs. Kansas City (11/21/11).

34

The number of receiving yards that Gronkowski (1,141) needs to set the franchise record for most receiving yards by a tight end. Ben Coates has the record with 1,174 yards in 1994.

114

The number of receiving yards that Wes Welker (1,380) needs in 2011 to set the franchise record. Randy Moss had 1,493 yards in 2007.

150

The number of receiving yards that Gronkowski needs to set the all-time mark for a tight end in a single season. Kellen Winslow has the record with 1,290 yards in 1980.

TOM BRADY BY THE NUMBERS

1

Tom Brady became the first player to follow a 500-yard performance with a 400-yard performance after Brady had back-to-back games with 517 yards and 423 yards.

2

Brady joins Drew Brees (2011) as the only players to reach 3,000 yards in the first nine games of the season. Brady (3,032) had the most yards ever through the first nine games of the year.

4

The number of times that Brady has thrown a game-winning touchdown pass in the final minute of the game to turn a deficit into a Patriots win after a final-minute touchdown vs. Dallas (10/16), including the postseason.

4

The number of seasons that Brady has reached 4,000 passing yards. His four 4,000 yard seasons are tied with Warren Moon and Philip Rivers for the fifth most in NFL history.

TOM BRADY BY THE NUMBERS

6

Brady became the sixth NFL quarterback in NFL history to have 30 or more touchdowns passes in at least three seasons after reaching 30 vs. Indianapolis (12/4).

11

Tom Brady was the 11th quarterback in NFL history to throw for 500 or more yards after he passed Brady for 517 in the 2011 opener at Miami.

19

The number of times Tom Brady has earned AFC Offensive Player of the Week honors. He earned the award in each of the first two weeks of the 2011 season.

43

The number of regular season 300-yard passing games by Tom Brady, a team record.

95

The number of times that Brady has thrown two or more touchdowns in a game. The Patriots are 80-15 when he throws for two or more touchdowns.

122

The number of wins that Brady has as a starting quarterback. He reached the 100-win milestone in the fewest number of starts (131) among all quarterbacks in the modern era.

1,327

The number of passing yards Brady had in the first three games (517, 423 and 387) of 2011. Brady's 1,327 yards set the NFL mark for the most passing yards ever in a three-game stretch.

THE KRAFT ERA

3

The number of Super Bowl championships the Patriots have won since Robert Kraft purchased the team in 1994. That mark is the highest total in the NFL over that span. Only Denver (2; 1997 and 1998) and Pittsburgh (2; 2005 and 2008) have won multiple Super Bowl titles since 1994.

5

The number of conference championships the Patriots have won since Robert Kraft purchased the team in 1994. That mark is the highest total in the NFL over that span. Pittsburgh is second with three conference titles since 1994.

11

The number of division championships won by the Patriots since Kraft purchased the team in 1994.

13

The number of playoff seasons earned by the Patriots in the 18 seasons since Robert Kraft purchased the team.

17

The number of playoff games the Patriots have won since Robert Kraft purchased the team in 1994. That mark is the highest total in the NFL over that span. Pittsburgh ranks second with 15 playoff wins over that span.

26

The number of playoff games the Patriots have appeared in since 1994. The mark is tied with Pittsburgh for the most playoff games during that time period.

THE BELICHICK ERA

4

Bill Belichick is one of just four coaches to win three championships since the Super Bowl era began. Belichick joins three members of the Pro Football Hall of Fame in the exclusive club (Chuck Noll 4, Joe Gibbs 3 and Bill Walsh 3). Belichick is the only coach to win three Super Bowls in the post-1993 salary cap era and the only one to ever win three in four years.

188

Bill Belichick has 188 career victories as a head coach, including playoff games. Belichick moved past Bill Parcells into sole possession of ninth place in all-time coaching victories. Chuck Knox is in 8th place with 193 wins.



ROBERT KRAFT NEWS & NOTES

Since Robert Kraft purchased the team in 1994, the Patriots have experienced one of the most dramatic turnarounds in the history of sports. Now in his 18th season of ownership, Kraft has transformed one of the league's least successful clubs into what many observers view as a model NFL franchise. In the five seasons immediately preceding his purchase (1989-93), the Patriots were a moribund team, winning just 19 of 80 games (.311 pct.) and recording the worst record in the NFL over that span. When he bought the franchise on Jan. 21, 1994, Kraft announced his intention to bring a championship to New England, a tall order considering the team's previous success rate. But under Kraft's leadership, the Patriots have won more division titles (11), conference crowns (5) and Super Bowl championships (3) than any other NFL team. The Patriots have made five Super Bowl appearances since Kraft purchased the team, a period during which no other NFL franchise has earned more than three berths. In Kraft's 18 seasons, the Patriots qualified for the playoffs 13 times, doubling the franchise's accomplishments during its first 34 seasons.



| | Pre-Kraft 1960-93 | 1989-93 | Kraft Era 1994-10 |
|---------------------|------------------------------|----------------|------------------------------|
| Overall Record | 225-276-9 | 19-61 | 208-104 |
| Winning Pct. | .450 | .311 | .667 |
| Super Bowl Titles | 0 | 0 | 3 |
| Conference Titles | 1 | 0 | 5 |
| Division Titles | 3 | 0 | 11 |
| Playoff Seasons | 6 | 0 | 13 |
| Playoff Record | 4-6 | -- | 17-9 |
| Home Playoff Games | 1 | 0 | 13 |
| Home Playoff Record | 0-1 | -- | 11-2 |

A CHAMPIONSHIP TRADITION

MULTIPLE LEAGUE CHAMPIONSHIPS SINCE 2001

| Team | League | Titles |
|----------------------------------|-----------------|----------|
| Los Angeles Lakers..... | NBA..... | 4 |
| New England Patriots..... | NFL..... | 3 |
| San Antonio Spurs..... | NBA..... | 3 |

CHAMPIONSHIP GAME/SERIES APPEARANCES SINCE 1994

| Team | League | Appearances |
|----------------------------------|-----------------|-------------|
| New York Yankees..... | MLB..... | 7 |
| Los Angeles Lakers..... | NBA..... | 7 |
| Detroit Red Wings..... | NHL..... | 6 |
| New England Patriots..... | NFL..... | 5 |
| Pittsburgh Steelers..... | NFL..... | 4 |
| San Antonio Spurs..... | NBA..... | 4 |
| New Jersey Devils..... | NHL..... | 4 |

SELLOUT STREAK

In the early 1990s, the Patriots seemed destined for relocation until Robert Kraft's purchase of the team rejuvenated local interest. In 1991, the season ticket base was just 17,635, barely enough to support the club. Now, the season-ticket base stands at a capped total of approximately 62,000 and more than 50,000 fans are on a season ticket waiting list. The Patriots have sold out 189 consecutive home games, including playoff and preseason games (dating back to the 1994 season opener).

SINCE ROBERT KRAFT PURCHASED THE TEAM IN 1994...

TOTAL VICTORIES SINCE 1994 (Regular Season)

| | |
|----------------------------------|------------|
| New England Patriots..... | 191 |
| Green Bay Packers..... | 183 |
| Pittsburgh Steelers..... | 182 |
| Indianapolis Colts..... | 171 |

TOTAL VICTORIES SINCE 1994 (Incl. Postseason)

| | |
|----------------------------------|------------|
| New England Patriots..... | 208 |
| Pittsburgh Steelers..... | 199 |
| Green Bay Packers..... | 198 |
| Indianapolis Colts..... | 182 |
| Denver Broncos..... | 173 |
| Philadelphia Eagles..... | 171 |

WINNING PERCENTAGE SINCE 1994 (Incl. Postseason)

| Team | W | L | T | Pct. |
|----------------------------------|------------|------------|----------|-------------|
| New England Patriots..... | 208 | 104 | 0 | .667 |
| Pittsburgh Steelers..... | 199 | 112 | 1 | .639 |
| Green Bay Packers..... | 198 | 113 | 0 | .637 |
| Indianapolis Colts..... | 182 | 127 | 0 | .589 |
| Denver Broncos..... | 173 | 126 | 0 | .579 |
| Philadelphia Eagles..... | 171 | 135 | 2 | .558 |
| Minnesota Vikings..... | 159 | 142 | 0 | .528 |

SUPER BOWL CHAMPIONSHIPS SINCE 1994

| | |
|----------------------------------|----------|
| New England Patriots..... | 3 |
| Green Bay..... | 2 |
| Pittsburgh Steelers..... | 2 |
| Denver Broncos..... | 2 |
| 8 Teams..... | 1 |

CONFERENCE CHAMPIONSHIPS SINCE 1994

| | |
|----------------------------------|----------|
| New England Patriots..... | 5 |
| Pittsburgh Steelers..... | 4 |
| Green Bay Packers..... | 3 |
| Denver Broncos..... | 2 |
| St. Louis Rams..... | 2 |
| Indianapolis Colts..... | 2 |
| New York Giants..... | 2 |
| 14 Teams..... | 1 |

PLAYOFF VICTORIES SINCE 1994

| | |
|----------------------------------|-----------|
| New England Patriots..... | 17 |
| Pittsburgh Steelers..... | 17 |
| Green Bay Packers..... | 15 |
| Philadelphia Eagles..... | 11 |
| Indianapolis Colts..... | 11 |

PLAYOFF GAMES PLAYED SINCE 1994

| | |
|----------------------------------|-----------|
| New England Patriots..... | 26 |
| Pittsburgh Steelers..... | 26 |
| Green Bay Packers..... | 25 |
| Indianapolis Colts..... | 23 |
| Philadelphia Eagles..... | 22 |
| Denver Broncos..... | 13 |
| San Francisco 49ers..... | 13 |

PLAYOFF SEASONS SINCE 1994

| | |
|----------------------------------|-----------|
| New England Patriots..... | 13 |
| Indianapolis Colts..... | 13 |
| Green Bay Packers..... | 13 |
| Pittsburgh Steelers..... | 12 |
| Philadelphia Eagles..... | 11 |
| Dallas Cowboys..... | 9 |

PLAYOFF WINNING PERCENTAGE SINCE 1994

| Team | W | L | Pct. |
|----------------------------------|-----------|----------|-------------|
| New England Patriots..... | 17 | 9 | .654 |
| Pittsburgh Steelers..... | 17 | 9 | .654 |
| New Orleans Saints..... | 5 | 3 | .625 |
| Arizona Cardinals..... | 5 | 3 | .625 |
| Denver Broncos..... | 8 | 5 | .615 |
| Green Bay Packers..... | 15 | 10 | .600 |
| Baltimore Ravens..... | 9 | 6 | .600 |
| Carolina Panthers..... | 6 | 4 | .600 |

HOME PLAYOFF WINS SINCE 1994

| | |
|----------------------------------|-----------|
| Pittsburgh Steelers..... | 12 |
| New England Patriots..... | 11 |
| Philadelphia Eagles..... | 8 |
| Green Bay Packers..... | 8 |

KEY TO LOCKOUT'S END


Robert Kraft played a key role in helping reach a deal with the NFL players that ended the lockout. At the press conference to announce the agreement, Indianapolis Colts C Jeff Saturday commented on Kraft's role in the negotiations, "Without him, this deal does not get done. He is a man who helped us save football and we're so [grateful] for that. We're [grateful] for his family and for the opportunity he presented to get this deal done."



BILL BELICHICK NEWS & NOTES

THE HEAD COACH

Overall Record: 188-103 (.646)
Regular Season: 173-97 (.641)
Postseason: 15-6 (.714)
With Patriots overall: 151-58 (.722)
Super Bowl Titles: 5 (86, 90, 01, 03, 04)
Conf. Titles: 7 (86, 90, 96, 01, 03, 04, 07)
Division Titles: 16 (75, 78, 86, 89, 90, 96, 98, 01, 03, 04, 05, 06, 07, 09, 10, 11)



Bill Belichick is the only head coach in NFL history to win three Super Bowl titles in a four-year span. He has won more regular season games (121) and more games overall (135) during a 10-year stretch (2001-2010) than any other coach in NFL History. In the 2007 season, Belichick led the Patriots to the fourth undefeated and untied regular season and the first since the NFL established a 16-game schedule in 1978.

BELICHICK LEADS TEAM TO 11TH STRAIGHT WINNING RECORD

Bill Belichick has led the Patriots to a winning record for 11 consecutive seasons (2001-2011). The only other NFL coach to have at least 10 consecutive winning seasons with one team since the 1970 merger was Tom Landry, who led the Dallas Cowboys to 16 consecutive winning seasons (1970-1985).

BELICHICK BECOMES FIRST COACH WITH NINE STRAIGHT SEASONS OF 10 WINS

Bill Belichick is the first coach in NFL history with nine straight seasons with at least 10 victories after guiding the Patriots to nine 10-plus seasons from 2003 through 2011.

BELICHICK LEADS TEAM TO NFL-BEST 14-2 RECORD IN 2010

Bill Belichick guided the Patriots to an NFL-best 14-2 record in 2010. Belichick is the first head coach ever to win at least 14 regular-season games in four separate seasons. Only four other coaches — San Francisco's George Seifert (3), Washington's Joe Gibbs (2), Chicago's Mike Ditka (2) and Miami's Don Shula (2) — have more than one 14-win season.

BELICHICK PASSES PARCELLS FOR 9TH PLACE

Bill Belichick moved past Bill Parcells into sole possession of 9th place in all-time coaching victories and now has 188 wins.

MOST WINS NFL COACHES

| Head Coach | Team(s) | Years of service | Record |
|--------------------------|-------------------|------------------|------------------|
| 1. Don Shula | BAL, MIA | 33 | 347-173-6 |
| 2. George Halas | Chicago | 40 | 324-151-31 |
| 3. Tom Landry | Dallas | 29 | 270-178-6 |
| 4. Curly Lambeau | GB, Cards, WAS | 33 | 229-134-22 |
| 5. Chuck Noll | Pittsburgh | 23 | 209-156-1 |
| 6. M. Schottenheimer | CLE, KC, WAS, SD | 21 | 205-139-1 |
| 7. Dan Reeves | DEN, NYG, ATL | 23 | 201-174-2 |
| 8. Chuck Knox | LAR, BUF, SEA | 22 | 193-158-1 |
| 9. Bill Belichick | CLE, NE | 17 | 188-103-0 |
| 10. Bill Parcells | NYG, NE, NYJ, DAL | 19 | 183-138-1 |
| 11. Mike Holmgren | GB, SEA | 17 | 174-122-0 |
| 12. Joe Gibbs | Washington | 16 | 171-101-0 |
| 13. Paul Brown | CLE, CIN | 21 | 170-108-6 |

ELITE COMPANY

Bill Belichick is one of nine NFL head coaches to win three or more championships since the league began postseason play in 1933, but the only one to win three in four years. With the Patriots' victory in Super Bowl XXXIX, Belichick joined an exclusive club in which each of the eight other members has been enshrined in the Pro Football Hall of Fame.

HEAD COACHES WITH THREE OR MORE NFL TITLES (Listed alphabetically)

| Head Coach | Championship Team(s) |
|-----------------------|---|
| Bill Belichick | Patriots (SB XXXVI, XXXVIII, XXXIX) |
| Paul Brown | Cleveland Browns (1950, 54, 55) |
| Weeb Ewbank | Baltimore Colts, New York Jets (1958, 59 SB III) |
| Joe Gibbs | Washington Redskins (SB XVII, XXII, XXVI) |
| George Halas | Chicago Bears (1921, 33, 40, 41, 46, 63) |
| Curly Lambeau | Green Bay Packers (1929, 30, 31, 36, 39, 44) |
| Vince Lombardi | Green Bay Packers (1961, 62, 65, SB I, II) |
| Chuck Noll | Pittsburgh Steelers (Super Bowl IX, X, XIII, XIV) |
| Bill Walsh | San Francisco 49ers (Super Bowl XVI, XIX, XXXIII) |

BELICHICK'S PATRIOTS RENAISSANCE

Any successful project requires a sound plan and once Head Coach Bill Belichick implemented his design on the Patriots, his approach has given him the best record of any NFL head coach who has coached over 40 games since 2001 (including the postseason).

NFL COACHES' RECORDS SINCE 2001

| Coach | Team | W | L | T | Pct. |
|-----------------------|-----------|------------|-----------|----------|-------------|
| Bill Belichick | NE | 146 | 47 | 0 | .756 |
| Tony Dungy | TB/IND | 101 | 41 | 0 | .711 |
| Mike Tomlin | PIT | 57 | 26 | 0 | .687 |

AMONG THE GREATS

Bill Belichick has recorded 188 career wins, for 9th all-time in NFL history. Belichick owns a career winning percentage of .646, which is third all-time, behind George Halas (.682) and Don Shula (.667).

TOP WINNING PERCENTAGE AMONG HEAD COACHES WITH AT LEAST 160 WINS (INCL. POSTSEASON)

| Head Coach | Team(s) | Years | W | L | T | Pct. |
|-----------------------|---------------|------------------------------|------------|------------|----------|-------------|
| George Halas | CHI | 1920-29, 33-41, 46-55, 58-67 | 324 | 151 | 31 | .682 |
| Don Shula | BAL/MIA | 1963-95 | 347 | 173 | 6 | .667 |
| Bill Belichick | CLE/NE | 1991-95, 00-11 | 188 | 103 | 0 | .646 |
| Curly Lambeau | GB/CHI/WAS | 1921-53 | 229 | 134 | 22 | .630 |

NOTE: Winning percentage calculated using current NFL rules, counting a tie as a half-win, half-loss.

SUPER SUCCESS

Bill Belichick is one of just four head coaches to win three Super Bowl championships. Belichick is the only coach to win three Super Bowls in the post-1993 salary cap era.

MOST SUPER BOWL VICTORIES

| Head Coach | Team | Titles | Seasons |
|-----------------------|-----------|----------|-------------------------|
| Chuck Noll | PIT | 4 | 1974, 1975, 1978, 1979 |
| Bill Belichick | NE | 3 | 2001, 2003, 2004 |
| Joe Gibbs | WAS | 3 | 1982, 1987, 1991 |
| Bill Walsh | SF | 3 | 1981, 1984, 1988 |

NOTE: Sorted by most recent championship. Super Bowls have determined NFL champion since 1966.

PLAYOFF SUCCESS

MOST PLAYOFF WINS BY AN NFL HEAD COACH

| Coach | Team(s) | Wins |
|-----------------------|---|-----------|
| Tom Landry | Dallas Cowboys | 20 |
| Don Shula | Baltimore Colts, Miami Dolphins | 19 |
| Joe Gibbs | Washington Redskins | 17 |
| Chuck Noll | Pittsburgh Steelers | 16 |
| Bill Belichick | Cleveland Browns, New England Patriots | 15 |

POSTSEASON PROWESS

BEST POSTSEASON RECORDS IN NFL HISTORY

| Head Coach | Team(s) | W | L | Pct. |
|-----------------------|---------------|-----------|----------|-------------|
| Vince Lombardi | GB/WAS | 9 | 1 | .900 |
| Tom Flores | Oakland | 8 | 3 | .727 |
| Bill Belichick | CLE/NE | 15 | 6 | .714 |
| Bill Walsh | San Francisco | 10 | 4 | .714 |

BELICHICK NAMED COACH OF THE YEAR

The Associated Press named Bill Belichick the NFL's Coach of the Year for 2010. It is the third time that Belichick has earned the honor. He was also named coach of the year following the 2003 and 2007 seasons. Belichick joins Don Shula (4-time winner) and Chuck Knox as the only three-time winners. Belichick is the most successful head coach in Patriots history.

ONE OF 5 COACHES WITH PLAYING FATHERS

Bill Belichick is one of five NFL head coaches who hold the distinction of having fathers who contributed to the NFL as a player.

| Coach | Team | Father | Team |
|-----------------------|-----------|------------------------|--|
| Bill Belichick | NE | Steve Belichick | Detroit |
| Todd Haley | KC | Dick Haley | Washington Minnesota |
| Mike Nolan | SF | Dick Nolan | NY Gianta Chicago |
| David Shula | CIN | Don Shula | Cleveland (1951-52) Baltimore Washington |
| Joe Walton | NYJ | Frank Walton | Boston Washington |



TOM BRADY NEWS & NOTES

RECORDING SUCCESS

Tom Brady has quarterbacked the Patriots to victories in 122 of his 157 career regular-season starts, compiling a .777 winning percentage and giving him the best record of any quarterback in the Super Bowl era (since 1966).

TOP WINNING PERCENTAGES IN SUPER BOWL ERA

(Since 1966, Minimum 50 Starts, Regular Season Only)

| Player | Team(s) | Years | W | L | T | Pct. |
|------------------|-----------|----------------|------------|-----------|----------|-------------|
| Tom Brady | NE | 2000-11 | 122 | 35 | 0 | .777 |
| Roger Staubach | DAL | 1969-79 | 85 | 29 | 0 | .746 |
| Joe Montana | SF/KC | 1979-94 | 117 | 47 | 0 | .713 |

ACTIVE QUARTERBACKS WINNING PERCENTAGE

Minimum 32 Starts (two full seasons), Regular Season Only

| Quarterback | Team(s) | W | L | T | Pct. |
|--------------------|-----------|------------|-----------|----------|-------------|
| Tom Brady | NE | 122 | 35 | 0 | .777 |
| Ben Roethlisberger | PIT | 79 | 33 | 0 | .705 |
| Matt Ryan | ATL | 42 | 18 | 0 | .700 |
| Peyton Manning | IND | 141 | 67 | 0 | .678 |
| Joe Flacco | BAL | 42 | 20 | 0 | .677 |
| Philip Rivers | SD | 62 | 32 | 0 | .659 |
| Aaron Rodgers | GB | 40 | 21 | 0 | .656 |

MOST CAREER WINS AS A STARTER

(Regular season only)

| Rk | Name | W | L | T | Pct. |
|-----------|-----------------------|------------|-----------|----------|-------------|
| 1. | Brett Favre | 186 | 112 | 0 | .624 |
| 2. | John Elway | 148 | 82 | 1 | .643 |
| 3. | Dan Marino | 147 | 93 | 0 | .613 |
| 4. | Peyton Manning | 141 | 67 | 0 | .678 |
| 5. | Fran Tarkenton | 124 | 109 | 6 | .531 |
| 6. | Tom Brady | 122 | 35 | 0 | .777 |
| 7. | Johnny Unitas | 119 | 64 | 4 | .647 |
| 8. | Joe Montana | 117 | 47 | 0 | .713 |
| 9. | Terry Bradshaw | 107 | 51 | 0 | .677 |
| 10. | Warren Moon | 102 | 101 | 0 | .510 |

Bold Indicates active players

BRADY EARNS SECOND MVP AWARD

The Associated Press named Tom Brady the National Football League's Most Valuable Player for the 2010 season. He is the first unanimous selection. It is the second MVP honor of Brady's career. He earned his first MVP honors following the 2007 season. Brady joins San Francisco's Joe Montana as the only players to earn more than one MVP and more than one Super Bowl MVP.


BRADY SETS FRANCHISE RECORD WITH 517 PASSING YARDS

Brady set a franchise record with 517 passing yards in the 2011 season-opener at Miami (9/12). The previous high was 426 yards by Drew Bledsoe vs. Minnesota on Nov. 13, 1994. Brady's previous best was 410 passing yards vs. Kansas City on Sept. 22, 2002. Brady became the 11th NFL quarterback to throw for 500 yards or more. His 517 yards are the fifth highest in NFL history and he is the first to pass for 500 yards or more since Ben Roethlisberger passed for 503 yards on Dec. 20, 2009 vs. Green Bay.

| PLAYER | TEAM | 500 YARD GAME |
|-------------------|-----------------|--------------------------|
| Norm Van Brocklin | LA Rams | 554 yards in 1951 |
| Warren Moon | Houston Oilers | 527 yards in 1990 |
| Boomer Esiason | Arizona | 522 yards in 1996 |
| Dan Marino | Miami | 521 yards in 1988 |
| Tom Brady | Patriots | 517 yards in 2011 |

BRADY BECOMES THE 18TH QB IN NFL HISTORY TO REACH 35,000 YARDS

Tom Brady became the 18th quarterback in NFL history to reach 35,000 career passing yards after gaining 517 yards against the Dolphins. He entered the game needing 256 yards to reach the feat. Brady is currently 14th on the NFL's all-time passing yards list with 39,337 passing yards.



BRADY TIED NFL MARK WITH 13 STRAIGHT GAMES WITH TWO OR MORE TOUCHDOWNS

Brady threw for one touchdown against the Jets (10/9), snapping his streak of 13 straight games with two or more touchdown passes. Brady's streak of 13 straight games with two or more touchdowns is tied with Peyton Manning's 2004 total and Aaron Rodgers' 2011 total for the longest such streak in NFL history.

BRADY HAS 16 CAREER 4-TD GAMES AFTER GETTING TWO SO FAR IN 2011

Brady's four touchdowns at Buffalo (9/25) marked his 12th game with four touchdown passes. The Patriots are 11-1 when he passes for four touchdowns. He has now thrown four or more touchdowns in a game 16 times with 12 four-touchdown games, two five-touchdown games and two six-touchdown games. The 16 games with 4-plus touchdowns is fifth all-time in NFL history.

Most Games with 4+ Touchdown Passes

PLAYER 4+ TD Games

| | |
|---------------------|-----------|
| 1. Brett Favre | 23 |
| 2. Peyton Manning | 22 |
| 3. Dan Marino | 21 |
| 4. Johnny Unitas | 17 |
| 5. Tom Brady | 16 |

CONSECUTIVE GAMES WITH AT LEAST ONE TOUCHDOWN PASS CONTINUES FOR BRADY IN 2011

Brady has now thrown at least one touchdown pass in 30 straight regular season games to extend a team mark. Brady's current streak started when he threw a touchdown pass in all 16 games in 2010.

BRADY GOES OVER 300 YARDS FOR THE 43RD TIME IN HIS CAREER

Brady had his 43rd NFL game with 300 or more yards passing at Denver (12/18) and ranks third among active NFL quarterbacks, behind NFL-leader Peyton Manning (63) and Drew Brees (55). The Patriots are 37-6 when Brady throws for 300 or more yards.

NFL QUARTERBACK 300-YARD GAMES

PLAYER 300-Yard Games

| | |
|-------------------|-----------|
| *Peyton Manning | 63 |
| Dan Marino | 63 |
| Brett Favre | 62 |
| *Drew Brees | 55 |
| Kurt Warner | 52 |
| Dan Fouts | 51 |
| Warren Moon | 49 |
| *Tom Brady | 43 |
| Joe Montana | 39 |

Brady has a career-best nine 300-yard game so far in the 2011 season. The NFL record for most 300-yard games in a season is 11 by Drew Brees (2011) followed by 10 by Rich Gannon (2002) and Brees (2008).

TOM BRADY'S RECORD AS A STARTER

| | Reg. Season | Playoffs | Total |
|-------------------------|---------------|-------------|---------------|
| Overall: | 122-35 | 14-5 | 136-40 |
| Home:..... | 67-11 | 8-2 | 75-13 |
| Road:..... | 55-24 | 6-3* | 61-27* |
| By Yardage Total | | | |
| Less than 200:..... | 29-13 | 3-1 | 32-14 |
| 200-299:..... | 56-16 | 9-3 | 65-19 |
| 300 or more:..... | 37-6 | 2-1 | 39-7 |

Other Records

| | | | |
|-----------------------------|-------|------|--------|
| On Artificial Turf:..... | 63-7 | 4-3 | 67-10 |
| Temp. Below 40:..... | 27-3 | 8-2 | 35-5 |
| Thanksgiving or later:..... | 47-9 | 14-5 | 61-14 |
| Leading at Halftime:..... | 95-9 | 10-2 | 105-11 |
| Leading after 3 Qtrs:..... | 101-6 | 9-2 | 110-8 |
| Overtime:..... | 7-1 | 1-0 | 8-1 |
| Passer rating >100.0:..... | 70-4 | 6-0 | 76-4 |

*-Includes three Super Bowls at neutral sites



TOM BRADY NEWS & NOTES

BRADY CONCLUDES 31-GAME HOME WINNING STREAK

Tom Brady set an NFL record for most consecutive home wins as a starting quarterback with his 26th straight win in a regular-season home start following the 45-3 win against the Jets (12/06/10) and extended his streak to 31 before it ended with a 24-20 loss against the New York Giants (11/6).

MOST CONSECUTIVE REGULAR-SEASON HOME GAMES WON AS A STARTING QUARTERBACK:

| Player | Team | Years | Streak |
|--------------------|-----------|-----------------|-----------|
| Tom Brady | NE | 2006-011 | 31 |
| Brett Favre | GB | 1995-98 | 25 |
| John Elway | DEN | 1996-98 | 22 |
| Bob Griese | MIA | 1971-74 | 20 |
| Randall Cunningham | PHI | 1990-94 | 20 |

MOST CAREER TOUCHDOWNS

MOST TOUCHDOWNS CAREER

(regular season only) Bold indicates active players

| Rank | Name | Touchdowns |
|------|-----------------------|------------|
| 1. | Brett Favre | 508 |
| 2. | Dan Marino | 420 |
| 3. | Peyton Manning | 399 |
| 4. | Fran Tarkenton | 342 |
| 5. | John Elway | 300 |
| 6. | Tom Brady | 296 |
| 7. | Warren Moon | 291 |
| 8. | Johnny Unitas | 290 |
| 9. | Vinny Testaverde | 275 |
| 10. | Joe Montana | 273 |

BRADY AT 30 TOUCHDOWNS....AGAIN

Brady enters this week's game with 35 touchdowns. He became the sixth quarterback in NFL history to have 30 or more touchdown passes in at least three seasons.

MOST SEASONS WITH 30-PLUS TOUCHDOWN PASSES

| | |
|------------------|----------|
| Brett Favre | 9 |
| Peyton Manning | 6 |
| Dan Marino | 4 |
| Drew Brees | 4 |
| Tom Brady | 3 |
| Kurt Warner | 3 |

Brady is the second NFL player to have at least 35 touchdowns in three different seasons.

QB's with the most 35+ passing touchdowns in NFL history

| Player | 35+TD Pass Seasons |
|-------------|---|
| Tom Brady | 3 (50 in 2007, 36 in 2010 and 35 in 2011) |
| Brett Favre | 3 |

BRADY REACHES 30 TDS FOR THIRD TIME

Tom Brady reached 30 touchdown passes in 2011. Brady now has three 30-touchdown seasons after throwing for an NFL-leading 36 in 2010 and an NFL-record 50 in 2007. He is one of just 13 NFL players since the 1970 merger to have at least two 30 touchdown seasons. The only other Patriots quarterback to have a 30-touchdown season was Vito Parilli in 1964 when he led the AFL with 31. It is the fourth time in Patriots history that they have had a quarterback lead the NFL in touchdowns.

BRADY ON PACE FOR SECOND 40 TD SEASON

Brady has 35 touchdown passes through 14 games and needs five in the last two games to reach 40. If Brady reaches 40 touchdowns he will be just the second player in NFL history to have two seasons with 40 or more touchdown throws. Dan Marino had 48 touchdowns in 1984 and 44 in 1986.

The Players with the Most Touchdown Passes in a single season in NFL history

| Player | Team | Season | TDs |
|----------------|--------------|--------|-----|
| Tom Brady | Patriots | 2007 - | 50 |
| Peyton Manning | Indianapolis | 2004 | 49 |
| Dan Marino | Miami | 1984 | 48 |
| Dan Marino | Miami | 1986 | 41 |
| Aaron Rodgers | Green Bay | 2011 | 40 |

BRADY'S COMEBACKS

Brady has engineered 32 career game-winning performances to lead his team to a victory from a fourth-quarter deficit or tie.

Time Remaining Passing Statistics^

| Date | Opp. | Score | In Reg. | Att | Cmp | Yds | TD | Int | Final |
|----------|--------|-------|---------|-----|-----|-----|----|-----|------------|
| 10/16/11 | DAL | 13-16 | 5:13 | 9 | 11 | 87 | 1 | 0 | 20-16 |
| 12/19/10 | GB | 21-27 | 13:49 | 6 | 5 | 82 | 1 | 0 | 31-27 |
| 10/17/10 | BAL | 10-20 | 14:53 | 24 | 16 | 156 | 1 | 1 | 23-20 OT |
| 09/14/09 | BUF | 13-24 | 5:32 | 13 | 11 | 112 | 2 | 0 | 25-24 |
| 12/29/07 | at NYG | 23-28 | 15:00 | 12 | 8 | 130 | 1 | 0 | 38-35 |
| 12/03/07 | at BAL | 17-24 | 14:25 | 17 | 7 | 113 | 1 | 0 | 27-24 |
| 11/25/07 | PHI | 24-28 | 15:00 | 16 | 11 | 109 | 0 | 0 | 31-28 |
| 11/04/07 | at IND | 10-20 | 9:42 | 10 | 8 | 144 | 2 | 0 | 24-20 |
| 01/14/07 | at SD* | 13-21 | 8:35 | 14 | 9 | 122 | 1 | 1 | 24-21 |
| 12/03/06 | DET | 13-21 | 13:07 | 15 | 14 | 101 | 0 | 0 | 28-21 |
| 11/26/06 | CHI | 10-10 | 14:46 | 7 | 6 | 98 | 1 | 0 | 17-13 |
| 11/13/05 | at MIA | 15-16 | 2:53 | 2 | 2 | 76 | 1 | 0 | 23-16 |
| 10/30/05 | BUF | 7-16 | 10:07 | 4 | 4 | 69 | 0 | 0 | 21-16 |
| 10/09/05 | at ATL | 28-28 | 3:52 | 2 | 2 | 17 | 0 | 0 | 31-28 |
| 09/25/05 | at PIT | 10-13 | 14:19 | 12 | 12 | 167 | 0 | 0 | 23-20 |
| 02/06/05 | PHI** | 14-14 | 15:00 | 4 | 2 | 33 | 0 | 0 | 24-21 |
| 10/03/04 | at BUF | 17-17 | 15:00 | 4 | 2 | 8 | 1 | 0 | 31-17 |
| 02/01/04 | CAR** | 29-29 | 1:08 | 5 | 4 | 47 | 0 | 0 | 32-29 |
| 01/10/04 | TEN* | 14-14 | 15:00 | 11 | 6 | 27 | 0 | 0 | 17-14 |
| 11/30/03 | at IND | 31-31 | 10:21 | 6 | 3 | 31 | 1 | 0 | 38-34 |
| 11/23/03 | at HST | 13-20 | 3:11 | 14 | 10 | 133 | 1 | 0 | (ot) 23-20 |
| 11/03/03 | at DEN | 23-26 | 2:51 | 4 | 5 | 58 | 1 | 0 | 30-26 |
| 10/19/03 | at MIA | 13-13 | 15:00 | 10 | 7 | 147 | 1 | 0 | (ot) 19-13 |
| 10/05/03 | TEN | 24-27 | 4:40 | 1 | 1 | 15 | 0 | 0 | 38-30 |
| 12/29/02 | MIA | 13-24 | 4:59 | 13 | 8 | 69 | 1 | 0 | (ot) 27-24 |
| 11/10/02 | at CHI | 19-30 | 5:16 | 14 | 9 | 116 | 2 | 0 | 33-30 |
| 09/22/02 | KC | 38-38 | 0:00 | 5 | 4 | 46 | 0 | 0 | (ot) 41-38 |
| 02/03/02 | STL** | 17-17 | 1:21 | 8 | 5 | 53 | 0 | 0 | 20-17 |
| 01/19/02 | OAK* | 3-13 | 15:00 | 27 | 20 | 138 | 0 | 0 | (ot) 16-13 |
| 12/16/01 | at BUF | 6-9 | 5:57 | 13 | 9 | 116 | 0 | 0 | (ot) 12-9 |
| 12/02/01 | at NYJ | 14-16 | 15:00 | 7 | 6 | 56 | 0 | 0 | 17-16 |
| 10/14/01 | SD | 16-26 | 8:48 | 18 | 13 | 130 | 1 | 0 | (ot) 29-26 |

^Statistics are from the time noted until the end of the game * Divisional Playoffs ** Super Bowl

BRADY IN THE POSTSEASON

NFL ALL-TIME LEADERS / PLAYOFF VICTORIES AS STARTING QUARTERBACK

(Bold indicates active players)

| Player | Team(s) | Playoff Wins |
|------------------|---------------------|--------------|
| Joe Montana | San Fran./K.C. | 16 |
| Tom Brady | New England | 14 |
| Terry Bradshaw | Pittsburgh | 14 |
| John Elway | Denver | 14 |
| Brett Favre | Green Bay/Minnesota | 12 |
| Troy Aikman | Dallas | 11 |
| Roger Staubach | Dallas | 11 |

QUARTERBACKS WITH THREE OR MORE SUPER BOWL VICTORIES

| Quarterback | Team | Wins |
|------------------|-----------|----------|
| Terry Bradshaw | PIT | 4 |
| Joe Montana | SF | 4 |
| Troy Aikman | DAL | 3 |
| Tom Brady | NE | 3 |

PLAYERS WITH MULTIPLE SUPER BOWL MVP AWARDS

| Player | Team | MVPs |
|------------------|-----------|----------|
| Joe Montana | SF | 3 |
| Terry Bradshaw | PIT | 2 |
| Tom Brady | NE | 2 |
| Bart Starr | GB | 2 |

TOP QB HOME STARTING RECORDS SINCE 1970 MERGER (includes postseason)

| Player | Team(s) | W | L | T | Pct. |
|------------------|-----------|-----------|-----------|----------|-------------|
| Tom Brady | NE | 75 | 13 | 0 | .852 |
| Terry Bradshaw | PIT | 75 | 14 | 0 | .843 |
| John Elway | DEN | 104 | 25 | 0 | .806 |
| Steve Young | TB/SF | 63 | 19 | 0 | .768 |

BRADY HAD THREE STRAIGHT GAMES WITH 30 COMPLETIONS IN 2011

Brady tied an NFL record with three straight games with 30 completions after completing 32 at Miami (9/12), 31 vs. San Diego (9/18) and 30 at Buffalo (9/25). He shares the record with Drew Brees (2011), Steve Young (1995), Rich Gannon (2002), Kurt Warner (2008) and Peyton Manning (2010). The most 30 completion games Brady has had in a season is five in 2007.



TOM BRADY NEWS & NOTES

WINNINGEST COACH/QB TANDEM

Bill Belichick and Tom Brady have the best winning percentage among a head coach/starting quarterback tandem since the 1970 merger. The tandem's 122 wins are the most wins by any coach-QB tandem since the 1970 AFL-NFL merger.

WINNINGEST COACH/QB TANDEM SINCE 1970

(Regular Season Only – by winning percentage)

| Quarterback/Head Coach | Team | W | L | T | Pct. |
|---------------------------------|-----------|------------|-----------|----------|-------------|
| Tom Brady/Bill Belichick | NE | 122 | 35 | 0 | .777 |
| Ken Stabler/John Madden | OAK | 60 | 19 | 1 | .756 |
| Jim McMahon/Mike Ditka | CHI | 46 | 15 | 0 | .754 |
| Peyton Manning/Tony Dungy | IND | 73 | 24 | 0 | .753 |

WINNINGEST COACH/QB TANDEM SINCE 1970

(Regular Season Only – by victories)

| Quarterback/Head Coach | Team | W | L | T | Pct. |
|---------------------------------|-----------|------------|-----------|----------|-------------|
| Tom Brady/Bill Belichick | NE | 122 | 35 | 0 | .777 |
| Dan Marino/Don Shula | MIA | 116 | 68 | 0 | .630 |
| Terry Bradshaw/Chuck Noll | PIT | 107 | 51 | 0 | .601 |

TOM BRADY EARNS 19TH AFC OFFENSIVE PLAYER OF THE WEEK AWARD

Tom Brady was named the AFC Offensive Player of the Week after throwing for 517 yards and four touchdowns, including a 99-yard touchdown pass to Wes Welker in Week 1 at Miami (9/12/11) and in Week 2 after a 423-yard effort with three touchdowns vs. San Diego (9/28/11). Brady has the second-most Player of the Week awards earned by a player since the accolade was instituted in 1984. He is the first player to earn AFC Offensive Player of the Week honors in back-to-back weeks to open a season. He joins Panthers kicker John Kasey (Special Teams, 1996) as the only players to garner consecutive Player of the Week laurels in Week 1 and Week 2 of the same year.

THE PLAYERS WITH THE MOST CAREER PLAYER OF THE WEEK AWARDS

| Player | Career | Team | POW Awards |
|------------------|---------------------|------------------------|------------|
| Peyton Manning | 1998-present | Colts | 21 |
| Tom Brady | 2000-present | Patriots | 19 |
| Dan Marino | 1983-1999 | Dolphins | 18 |
| Brett Favre | 1991-present | Packers, Jets, Vikings | 16 |
| John Elway | 1983-1998 | Broncos | 15 |

BRADY SETS NFL RECORD FOR MOST PASS ATTEMPTS WITHOUT AN INTERCEPTION

Tom Brady extended his streak to 358 consecutive regular season pass attempts without an interception in the season-opener before throwing his first interception since Oct. 17, 2010 in the Miami game (9/12). Brady eclipsed Bernie Kosar's record of 308 pass attempts on Dec. 26, 2010 at Buffalo.

MOST CONSECUTIVE PASS ATTEMPTS WITHOUT AN INTERCEPTION

| | | |
|------------|-----------------------------|----------------|
| 358 | Tom Brady (Patriots) | 2010-11 |
| 308 | Bernie Kosar (Cleveland) | 1990-91 |
| 294 | Bart Starr (Green Bay) | 1964-65 |
| 279 | Jeff George (IND/ATL) | 1993-94 |
| 277 | Rich Gannon (Oakland) | 2001 |
| 271 | Jason Campbell (Washington) | 2007-08 |

BRADY HAD 11 STRAIGHT STARTS WITHOUT AN INTERCEPTION

Brady finished the 2010 season with 11 straight starts without an interception. That is the most consecutive starts without an interception in the NFL since the 1970 merger. The previous best was nine straight starts by Jason Campbell (2007-08) and Bernie Kosar (1991).

BRADY IS PATRIOTS ALL-TIME LEADING PASSER

Tom Brady passed Drew Bledsoe in 2009 to become the Patriots all-time passing yardage leader and currently has 39,337 career passing yards.

PATRIOTS ALL-TIME LEADING PASSERS

| Player | YEARS | ATT | COMP | YARDS |
|------------------|----------------|--------------|--------------|---------------|
| Tom Brady | 2000-11 | 5,240 | 3,347 | 39,337 |
| Drew Bledsoe | 1993-01 | 4,518 | 2,544 | 29,657 |
| Steve Grogan | 1975-90 | 3,593 | 1,879 | 26,886 |

BRADY SETS NFL RECORD WITH AT LEAST TWO TOUCHDOWNS AND NO INTERCEPTIONS IN NINE STRAIGHT GAMES

Quarterback Tom Brady set an NFL record by throwing at least two touchdowns without an interception in each of the final nine games of the 2010 season. Brady passed Don Meredith's previous record of six straight games with two or more touchdowns and no interceptions (1965-66).

BRADY REACHES 3,000 YARDS IN 2011

Brady entered the Jets game on Nov. 13 with 2,703 yards and added 329 to set the NFL record for most yards through a team's first nine games with 3,032 yards. Brady joins Drew Brees (2011) as the only players to reach 3,000 yards passing in the first nine games of a season. It is Brady's ninth career 3,000-yard season.

Most passing yards through a team's first nine games of a season

| Player | Team | Year | Passing Yards |
|------------------|-----------------|-------------|---------------|
| Tom Brady | Patriots | 2011 | 3,032 |
| Drew Brees | Saints | 2011 | 3,004 |
| Phillip Rivers | Chargers | 2010 | 2,944 |
| Rich Gannon | Raiders | 2002 | 2,898 |
| Dan Fouts | Chargers | 1982 | 2,883 |
| Peyton Manning | Colts | 2009 | 2,872 |

BRADY REACHES 4,000 YARDS IN 2011

Brady reached 4,000 yards passing for the fourth time in his career on the 11-yard touchdown pass to Rob Gronkowski in the first quarter at Washington (12/11). His four 4,000-yard seasons are tied with Warren Moon and Philip Rivers for the fifth most in NFL history. Brady had 4,110 yards in 2005, a career-high 4,806 in 2007 and 4,398 in 2009. He now has 4,273 yards.

All-time 4,000-yard passing seasons

- 11 Peyton Manning
- 6 Dan Marino
- 6 Drew Brees
- 6 Brett Favre
- 4 Tom Brady**
- 4 Warren Moon
- 4 Philip Rivers
- 3 Kurt Warner
- 3 Dan Fouts
- 3 Drew Bledsoe
- 3 Trent Green

BRADY HAS SECOND MOST PASSING YARDS IN NFL HISTORY THROUGH TEN GAMES

Brady finished the game against Kansas City on Nov. 21 with 3,266 yards passing, a total that is the second highest in NFL history through a season's first 10 games, trailing only Drew Brees' 2011 total of 3,326 yards.

MOST PASSING YARDS THROUGH FIRST 10 GAMES

| Player | Team | Year | Yards |
|------------------|-----------------|-------------|--------------|
| Drew Brees | Saints | 2011 | 3,326 |
| Tom Brady | Patriots | 2011 | 3,266 |
| Drew Brees | Saints | 2008 | 3,251 |

BRADY HAD 423 YARDS AS A FOLLOW-UP TO HIS 517 YARD PERFORMANCE IN MIAMI

In the season opener in Miami (9/12), Brady threw for 517 yards, becoming one of 11 passers in NFL history to break the 500-yard mark. In Week 2 against San Diego (9/18), Brady became the first of those 11 500-yard passers to follow up his 500-yard performance by throwing for 400 or more yards. Before Brady's performance against the Chargers, only Drew Brees (2006) had followed-up a 500-yard game with 300 or more passing yards.

BRADY HAS 8TH GAME WITH 300 YDS AND 4 TDS

Tom Brady had his 8th game with 300 yards or more (326) and 4 TDs (and no interceptions) in a win against the Jets (12/6/10) last season. No other quarterback since the 1970 merger has accomplished that feat.



PATRIOTS OFFENSIVE NOTES

BRADY ON GOOD PACE IN 2011

Brady is on pace to finish the season with an NFL-record 5,249 passing yards with 4,593 so far in 2011. Only two NFL players have thrown for 5,000 or more yards in a season with Dan Marino's NFL record 5,084 in 1984 and Drew Brees' 5,069 in 2008. The most yards Brady has ever thrown in a season is 4,806 in 2007. After 14 games, Marino had 4,340 yards in 1984 and Brees had 4,332 after 14 games in 2008 during their 5,000-yard seasons.

Most Passing Yards in a season

| | |
|-------|---------------------------------|
| 5,084 | Dan Marino, Miami in 1984 |
| 5,069 | Drew Brees, New Orleans in 2008 |
| 4,830 | Kurt Warner, St. Louis in 2001 |

BRADY LOOKING TO LEAD THE NFL IN TOUCHDOWNS FOR THE FOURTH TIME

Brady has 35 touchdown passes through 14 games and is third in the NFL behind Green Bay's Aaron Rodgers (40) and New Orleans' Drew Brees (37). Brady has led the league in touchdown passes three times in his career and can tie Len Dawson, Brett Favre, Johnny Unitas and Steve Young (4) for the most seasons leading the league in touchdown passes. Last season, Brady led the NFL with 36 touchdowns. He also led the NFL with a record 50 touchdowns in 2007 and 28 in 2002.

BRADY IS ONE OF SEVEN TO THROW FOR CONSECUTIVE 400 YARD GAMES

Brady is one of just seven NFL quarterbacks to have back-to-back games with 400 or more passing yards.

NFL RECORD FOR MOST CONSECUTIVE 400 OR MORE YARDS PASSING

2 Tom Brady, 2011

| | |
|---|--------------------------------|
| 2 | Cam Newton, Carolina, 2011 |
| 2 | Matt Cassel, New England, 2008 |
| 2 | Billy Volek, Tennessee, 2004 |
| 2 | Phil Simms, N.Y. Giants, 1985 |
| 2 | Dan Marino, Miami, 1984 |
| 2 | Dan Fouts, San Diego, 1982 |

CLASS OF 2000

Tom Brady was the seventh quarterback selected in the 2000 NFL Draft, by the Patriots in the sixth round with the 199th overall pick.

Quarterbacks taken in the 2000 NFL Draft

| Rd | Pk | Player | Taken By |
|----|-----|-------------------|---------------|
| 1 | 18 | Chad Pennington | NY Jets |
| 3 | 65 | Giovanni Carmazzi | San Francisco |
| 5 | 163 | Tee Martin | Pittsburgh |
| 6 | 168 | Marc Bulger | New Orleans |
| 6 | 183 | Spurgeon Wynn | Cleveland |
| 6 | 199 | Tom Brady | New England |

DEION BRANCH RETURNED TO THE PATRIOTS

Deion Branch was acquired by the Patriots in a trade with Seattle on Oct. 12, 2010. Originally a second-round pick of the Patriots in 2002, Branch was traded to Seattle in 2006 for a first round pick (Brandon Meriweather). Branch returned to a team that he helped win two Super Bowls. Branch was awarded the Pete Rozelle Trophy as the Most Valuable Player of Super Bowl XXXIX. His 11 receptions in the game tied the Super Bowl record, also achieved by Jerry Rice, Dan Ross and Wes Welker. On the day of Super Bowl XXXIX, Deion called a dozen of his former football coaches to thank them for the support that they gave him throughout his high school, junior college and college careers. Hours after talking to his coaches, he tied the Super Bowl record with 11 receptions and was named MVP of the game. Branch has turned in his biggest performances on the greatest stage in sports, leading all receivers in Super Bowls XXXVIII and XXXIX. He recorded a combined 21 receptions in the two games and owns two of the top seven receiving performances in Super Bowl history. His career reception total in the Super Bowl ranks third all-time, trailing only Jerry Rice (33) and Andre Reed (27).

DEION BRANCH GOES OVER 100 YARDS

Deion Branch registered his 11th career 100-yard game and the eighth as a member of the Patriots after finishing with 125 yards on six receptions at Philadelphia (11/27). It is his second 100-yard game of 2011. He had eight receptions for 129 yards vs. San Diego (9/18), Branch's 129 yards against San Diego pushed him over 6,000 career receiving yards.

DAN CONNOLLY HAS THE LONGEST KICKOFF RETURN EVER BY AN OFFENSIVE LINEMAN

Dan Connolly was named AFC Special Teams Player of the Week after he returned a kickoff 71 yards to the 4-yard line in the second quarter of the Patriots win vs. Green Bay on Dec. 19, 2010. According to the Elias Sports Bureau, it is the longest kickoff return by an offensive lineman in NFL history. The run by Connolly topped the 48-yard touchdown return by Atlanta's Mal Snyder in 1969. The previous longest kickoff return for a Patriots offensive lineman was a 27-yard return by G Stephen Neal on Nov. 30, 2008 vs. Pittsburgh. Connolly's previous best was a 16-yard return vs. Miami on Nov. 8, 2009. Connolly's return set up a 2-yard touchdown pass from Tom Brady to Aaron Hernandez that cut the Packers' lead to 17-14. Joked T Matt Light, "Dan Connolly has the best average for a kickoff returner in the NFL. I couldn't believe it when I was watching it. But you put the ball in the hands of an offensive lineman, and, well, naturally [what Connolly did] is not a real shocker."

JULIAN EDELMAN SETS FRANCHISE RECORD WITH A 94-YARD PUNT RETURN FOR A TOUCHDOWN

WR Julian Edelman set a franchise record with a 94-yard punt return for a touchdown in the second quarter vs. Miami (01/02/11). The Patriots' previous longest punt return was an 89-yard touchdown return by Mike Haynes vs. Buffalo on Nov. 7, 1976. Edelman returned his second career punt for a touchdown vs. Kansas City on Nov. 21, 2011 with a 72-yard return. He is the fourth Patriots player with two or more punt returns for a touchdown. He was named AFC Special Teams Player of the Week for his performance against Kansas City.

Most Punt Return Touchdowns/Patriots Career

3 Troy Brown

3 Irving Fryar

2 Julian Edelman

2 Mike Haynes

EDELMAN SETS PATRIOTS RECORD FOR BEST PUNT RETURN AVERAGE IN A SEASON

Edelman set a franchise record for the best punt return average in a single season with a 15.3-yard punt return average in 2010. The previous best was a 14.8 punt return average by Mack Herron in 1974. Edelman led the AFC and finished second in the NFL with a 15.3 punt return average. Chicago's Devin Hester led the NFL with a 17.1-yard average.

Patriots Best Punt Return Average/Season

| Player | Punt Rt Avg. | Year |
|----------------|--------------|------|
| Julian Edelman | 15.3 | 2010 |
| Mack Herron | 14.8 | 1974 |
| Troy Brown | 14.2 | 2001 |

EDELMAN HAS HIGHEST PUNT RETURN AVERAGE IN TEAM HISTORY

Edelman has returned 53 punts for 676 yards during his Patriots' career and leads the franchise with a 12.8-yard average.

HIGHEST PUNT RETURN AVERAGE, PATRIOTS CAREER (20 Returns)

| Player | Punt Rt Avg. | Year |
|----------------|--------------|------------------|
| Julian Edelman | 12.8 | 2009-11(53-676) |
| Mack Herron | 12.0 | 1973-75 (74-888) |
| Carl Garrett | 11.3 | 1969-72 (43-487) |
| Wes Welker | 10.6 | 2007-11 (89-942) |



PATRIOTS OFFENSIVE NOTES

EDELMAN GOES FROM STANDOUT QB TO WR

Edelman began his college football career with a year at the College of San Mateo (Calif.) before transferring to Kent State where as a senior he completed 56% of his passes (153 of 275 passes for 1,820 yards) with 13 touchdowns. He was also the leading rusher, gaining 1,551 yards on 215 attempts (an average of 7.5 yards per carry) and scoring 13 touchdowns. His offensive numbers broke Kent State's single-season record for total offense set by Joshua Cribbs in 2003.

EDELMAN GOES ON DEFENSE

Late in the fourth quarter of the Patriots' 37-16 win at the Jets (11/13), Edelman was pressed into service on defense and registered his first NFL tackle when he laid a hard hit on RB LaDainian Tomlinson. He has continued to see action on defense since that time.

KEVIN FAULK IS HIGH ON THE CHARTS

Kevin Faulk has filled various roles since joining the team in 1999. He is the Patriots all-time leader in all-purpose yards with 12,338 and kickoff return yards (4,098) and is the Patriots' all-time leading return specialist, totaling 5,030 combined yards. He ranks fifth in rushing (3,607), fifth in receptions (431), 11th in pass receiving yards (3,701) and 21st in scoring (200). Faulk owns the longest non-touchdown kickoff return in team history when he covered 95 yards on a return against the New York Jets (11/15/99).



PATRIOTS LEADERS / ALL-PURPOSE YARDS ALL-TIME

| Player | Years | ALL-PURPOSE YARDS |
|--------------------|----------------|-------------------|
| Kevin Faulk | 2001-11 | 12,338 |
| Stanley Morgan | 1977-89 | 11,468 |
| Troy Brown | 2001-07 | 11,053 |
| Irving Fryar | 1984-92 | 8,184 |

He is one of just six NFL players this past decade to total 3,000 rushing yards and 3,000 receiving yards. (Tiki Barber, Brian Westbrook, Marshall Faulk, Michael Pittman and LaDainian Tomlinson).

FAULK IS THIRD ON ALL-TIME YARDS FROM SCRIMMAGE

Faulk is third on the Patriots all-time list with 7,308 yards from scrimmage.

PATRIOTS LEADERS / YDS FROM SCRIMMAGE ALL-TIME

| Player | Years | Rush-Yd | Rec.-Yd | Yd/Scrim. |
|--------------------|----------------|-----------------|-----------------|-------------|
| Stanley Morgan | 1977-1989 | 21-127 | 534-10352 | 10479 |
| Sam Cunningham | 1973-1982 | 1385-5453 | 210-1905 | 7358 |
| Kevin Faulk | 1999-11 | 862-3607 | 431-3701 | 7308 |
| Tony Collins | 1981-1987 | 1191-4647 | 261-2356 | 7003 |

FAULK: FRANCHISE RB RECEPTIONS LEADER

Faulk is the Patriots' all-time leader in receptions by a running back, totaling 431 career receptions. His receiving total ranks fifth on the Patriots' overall receptions list. He is one of 26 running backs in NFL history to reach 400 receptions.

RECEPTIONS BY PATRIOTS RUNNING BACKS

| Player | Years | Rec. |
|--------------------|------------------|------------|
| Kevin Faulk | 1999-2011 | 431 |
| Tony Collins | 1981-87 | 261 |
| Sam Cunningham | 1973-79, 1981-82 | 210 |
| Larry Garron | 1960-68 | 185 |

ACTIVE NFL RB RECEIVING LEADERS

| Rk | Player | Years | Rec.Yards. |
|----|----------------------------------|------------------|--------------|
| 1 | LaDainian Tomlinson (SD/NYJ) | 2001-2011 | 4,713 |
| 2 | Kevin Faulk (New England) | 1999-2011 | 3,701 |

BENJARVUS GREEN-ELLIS IS HIGH ON THE TOUCHDOWN LIST SINCE 2010

Since the beginning of the 2010 season, RB BenJarvus Green-Ellis has 22 touchdown runs (13 in 2011 and 9 in 2010). Green-Ellis' total of 22 touchdowns since the beginning of 2010 are fourth most in the NFL.

Most Rushing Touchdowns Since 2010

| Player | Touchdowns |
|------------------------------|------------|
| Arian Foster (Houston) | 25 |
| LeSean McCoy (Phila.) | 24 |
| Adrian Peterson (Minnesota) | 23 |
| BenJarvus Green-Ellis | 22 |

GREEN-ELLIS MOVES INTO 7TH PLACE ON THE PATRIOTS ALL-TIME LIST WITH 2 TD AGAINST PHILADELPHIA

RB BenJarvus Green-Ellis had two rushing touchdowns at Philadelphia (11/27) to move past Don Calhoun (23) into 7th place on the Patriots all-time rushing list. He now has 27 career touchdowns. Curtis Martin and Tony Collins are next on the list with 32 touchdowns. Green-Ellis is the 10th player in Patriots history to record 20 or more touchdowns in a New England uniform.

GREEN-ELLIS IS NEARING BACK-TO-BACK 10 TOUCHDOWN SEASONS

Green-Ellis had 13 rushing touchdowns in 2010, the third highest total by a Patriots player, trailing only two 14-touchdown seasons by Curtis Martin (1995 and 1996). Corey Dillon also had a 13-touchdown season in 2006. Green-Ellis is the first undrafted rookie to score 10 or more rushing touchdowns in a season for the Patriots. He is the eighth player in team history to record double digit rushing touchdowns in a season. He enters this week's game with nine rushing touchdowns. He can become the third running back in team history with back-to-back 10-plus touchdown seasons. Corey Dillon with three straight (2004-06) and Curtis Martin (1995-96) are the others.

GREEN-ELLIS' 13 TOUCHDOWNS IN 2010 TIED FOR FOURTH-BEST IN TEAM HISTORY

Green-Ellis' 13 touchdowns overall are tied for the fourth most overall in team history.

MOST OVERALL TOUCHDOWNS IN A SEASON / PATRIOTS HISTORY

| Player | Touchdowns | Year |
|---|------------|-------------|
| Randy Moss (23 receiving) | 23 | 2007 |
| Curtis Martin (14 rushing, 3 receiving) | 17 | 1996 |
| Curtis Martin (14 rushing, 1 receiving) | 15 | 1995 |
| BenJarvus Green-Ellis (13 rushing) | 13 | 2010 |
| Randy Moss (13 receiving) | 13 | 2009 |
| Corey Dillon (13 rushing) | 13 | 2006 |
| Corey Dillon (12 rushing, 1 receiving) | 13 | 2005 |
| Corey Dillon (12 rushing, 1 receiving) | 13 | 2004 |
| Steve Grogan (12 rushing, 1 fumble) | 13 | 1976 |
| Stanley Morgan (12 receiving, 1 return) | 13 | 1979 |
| Antowain Smith (12 rushing, 1 rec.) | 13 | 2001 |

BENJARVUS GREEN-ELLIS – THE LAW FIRM

BenJarvus Green-Ellis earned the nickname the Law Firm from his Patriots teammates because of his multi-part name. He was signed by the Patriots as an undrafted free agent in 2008 out of the University of Mississippi. As a rookie, he recorded touchdowns in four straight games after being called up from the practice squad in October. His knack for finding the end zone has continued last season as he reached the end zone a career-high 13 times, including his first 2-touchdown performance vs. Minnesota (10/31). Green-Ellis also had a 112-yard rushing performance against the Vikings with 62 yards on the Patriots' final fourth quarter touchdown drive that extended a 3-point lead to a 10-point cushion in a 28-18 victory. Green-Ellis recalls the first time he heard the nickname "The Law Firm" -- it was on ESPN -- and joked that if he's the Law Firm that makes Patriots coach Bill Belichick the Supreme Court, and Robert Kraft the owner of the entire court.



PATRIOTS OFFENSIVE NOTES

GRONKOWSKI ON PACE TO SET PATRIOTS RECORD AND NFL RECORD IN RECEIVING YARDS

Rob Gronkowski became the second tight end in New England Patriots history to go over 1,000 receiving yards after gaining 160 at Washington (12/11) and enters this week with 1,141 receiving yards on 75 receptions. It is the 31st time in NFL history that a tight end has reached 1,000 yards in a season and the 18th time in NFL history a tight end has reached 1,100 yards in a season. He needs 34 yards to set the franchise record and move past TE Ben Coates, who had 1,174 in 1994. He needs 150 yards in the final two games to set the NFL record for most yards in a season by a tight end, held by Kellen Winslow, who had 1,290 yards in 1980 with San Diego.



Most Receiving Yards by a Patriots Tight End

| Player | Yards | Year |
|-----------------------|--------------|-------------|
| Ben Coates | 1,174 | 1994 |
| Rob Gronkowski | 1,141 | 2011 |
| Ben Coates | 915 | 1995 |
| Marv Cook | 808 | 1991 |
| Don Hasselbeck | 808 | 1981 |

Most Receptions by a Patriots Tight End

| Player | Rec. | Year |
|-----------------------|-----------|-------------|
| Ben Coates | 96 | 1994 |
| Ben Coates | 84 | 1995 |
| Marv Cook | 82 | 1991 |
| Rob Gronkowski | 75 | 2011 |

Most Receiving Yards by Tight End in the NFL

| Player | Yards | Year |
|-----------------------------|-------|------|
| Kellen Winslow (SD) | 1,290 | 1980 |
| Tony Gonzalez (KC) | 1,258 | 2004 |
| Todd Christiansen (Raiders) | 1,247 | 1983 |
| Jackie Smith (STL) | 1,205 | 1967 |
| Tony Gonzalez (KC) | 1,203 | 2000 |
| Pete Retzlaff (PHI) | 1,190 | 1965 |
| Ben Coates (NE) | 1,174 | 1994 |

GRONKOWSKI SETS NFL MARK FOR TOUCHDOWNS BY A TIGHT END IN A SEASON

Gronkowski extended his NFL record for overall touchdowns in a single season by a tight end with two touchdown receptions at Washington (12/11) to give him 16 touchdowns. His 14th and 15th touchdown receptions of the season established an NFL record for most touchdown receptions in a season by a tight end. He entered the Washington game tied with Vernon Davis (SF in 2009) and Antonio Gates (SD in 2004) with 13. In addition to his 15 touchdown receptions, Gronkowski scored on a lateral in the third quarter vs. Indianapolis (12/4) for his first ever rushing play.

MOST TOTAL TDs BY A TIGHT END IN A SINGLE NFL SEASON

| 16 | Rob Gronkowski | NE | 2011 | (15 pass, 1 rush) |
|----|----------------|----|------|-------------------|
| 13 | Vernon Davis | SF | 2009 | (13 pass) |
| 13 | Antonio Gates | SD | 2004 | (13 pass) |

MOST TD RECEPTIONS BY A TIGHT END IN A SINGLE NFL SEASON

| 15 | Rob Gronkowski | NE | 2011 |
|----|----------------|----|------|
| 13 | Vernon Davis | SF | 2009 |
| 13 | Antonio Gates | SD | 2004 |

GRONKOWSKI BECOMES FIRST PATRIOTS TIGHT END TO RECORD A RUSHING TOUCHDOWN

Gronkowski scored a 2-yard touchdown on a lateral from Tom Brady in the third quarter vs. Indianapolis (12/4), becoming the first tight end in Patriots history to score a rushing touchdown. Gronkowski is the first NFL tight end to score a rushing touchdown since Tennessee's Bo Scaife had a 31-yard scoring run against Baltimore on Nov. 12, 2006. He is the first tight end since the 1970 merger to have two receiving touchdowns and a rushing touchdown in the same game.

GRONKOWSKI IS SECOND IN NFL IN SCORING

Gronkowski leads the AFC in scoring among nonkickers with 96 points and his second in the NFL to Philadelphia's LeSean McCoy, who has 120 points. A tight end has never led the NFL in scoring.

BACK-TO-BACK 10 TOUCHDOWN SEASONS

Gronkowski set a Patriots record with 10 touchdowns in 2010 and broke that record with his 11th touchdown reception at Philadelphia on Nov. 27. With back-to-back 10 touchdown seasons, Gronkowski is the second Patriots player to have back-to-back seasons with 10 or more touchdown reception seasons. Randy Moss had three straight from 2007-09. It is the fourth time in team history a player has had back-to-back 10-plus touchdown seasons overall, including Curtis Martin who had back-to-back seasons with 10-plus rushing touchdowns and Corey Dillon, who had three straight 10-plus touchdown rushing seasons.

CONSECUTIVE 10-PLUS TOUCHDOWN SEASONS / PATRIOTS HISTORY

3 Randy Moss – 2007, 2008, 2009

3 Corey Dillon – 2004, 2005, 2006

2 Rob Gronkowski – 2010, 2011

2 Curtis Martin – 1995, 1996

MOST 10-PLUS TOUCHDOWN SEASONS / PATRIOTS HISTORY

3 Randy Moss – 2007, 2008, 2009

3 Corey Dillon – 2004, 2005, 2006

2 Rob Gronkowski – 2010, 2011

2 Curtis Martin – 1995, 1996

2 Stanley Morgan – 1979, 1986

GRONKOWSKI IS SECOND TIGHT END IN NFL HISTORY WITH BACK-TO-BACK 10-PLUS TD SEASONS

Gronkowski is the second tight end ever to have back to back 10-plus touchdown seasons, joining Antonio Gates (2004-05).

CONSECUTIVE 10-PLUS TD SEASON BY A TE /NFL HISTORY

Rob Gronkowski 10 in 2010 and 16 in 2011

Antonio Gates 13 in 2004 and 10 in 2005

GRONKOWSKI REACHED 20 TDS IN FEWEST GAMES AMONG TEs IN NFL HISTORY

With his two touchdowns vs. Kansas City (11/21), Gronkowski reached the 20 touchdown mark in just 26 career games, the fewest games among tight ends in NFL history.

THE TIGHT ENDS TO REACH 20 TOUCHDOWN RECEPTIONS IN THE FEWEST GAMES

| Player | Team | Games to 20 TD catches |
|-----------------------|-----------------|------------------------|
| Rob Gronkowski | Patriots | 26 |
| Mike Ditka | Chicago | 31 |
| Kellen Winslow | San Diego | 35 |
| Antonio Gates | San Diego | 37 |

GRONKOWSKI THIRD ON PATRIOTS LIST FOR TOUCHDOWNS BY A TIGHT END

Most Receiving Touchdowns by a Patriots Tight End

| Player | TD | Years |
|-----------------------|-----------|---------------------|
| Ben Coates | 50 | 1991-99 |
| Russ Francis | 28 | 1975-88 |
| Rob Gronkowski | 25 | 2010-Present |
| Ben Watson | 20 | 2004-09 |

GRONKOWSKI EXTENDS NFL TIGHT END RECORD TO SIX GAMES OF TWO OR MORE TDS IN 2011

Gronkowski scored two times at Washington (12/11) for his eighth game overall with two or more touchdowns and his sixth game in 2011 with two or more touchdowns. The six games in 2011 with two or more touchdowns is an NFL record for a tight end. Antonio Gates (San Diego in 2004) and Jerry Smith (Washington in 1967) each had four two-touchdown games. The NFL record for most two-plus touchdown reception games in a season is eight by Randy Moss with the Patriots in 2007.



PATRIOTS OFFENSIVE NOTES

MOST TD CATCHES BY A PATS TIGHT END

MOST TOUCHDOWN CATCHES IN A SEASON BY A PATRIOTS TIGHT END

| Player | Year | Rec | Yds | Avg | Lg | TD |
|-----------------------|-------------|-----------|-------------|-------------|------------|-----------|
| Rob Gronkowski | 2011 | 75 | 1141 | 15.2 | 52t | 15 |
| Rob Gronkowski | 2010 | 42 | 546 | 13 | 28 | 10 |
| Ben Coates | 1996 | 62 | 682 | 11 | 84t | 9 |

GRONKOWSKI LEADS ALL TIGHT ENDS WITH 25 TOUCHDOWN CATCHES SINCE 2010

Gronkowski has 25 touchdown receptions since the start of the 2010 season, are the most among all NFL tight ends and second among all NFL players.

Most Touchdowns by a Tight End Since 2010

Player Touchdowns

Rob Gronkowski 25

Antonio Gates 16

Jason Witten 14

Most Touchdown Receptions Since 2010

Player Touchdowns

Calvin Johnson 26

Rob Gronkowski 25

Greg Jennings 21

Dwayne Bowe 19

GRONKOWSKI'S 16 TDS IN 2011 ARE THIRD IN TEAM HISTORY IN A SEASON

Gronkowski's 16 overall touchdowns in 2011 are the third most by a Patriots player in a single season, behind Randy Moss' record of 23 touchdowns in 2009 and Curtis Martin's 17 total touchdowns in 1996.

GRONKOWSKI SETS TEAM MARK WITH A TD REC. IN SIXTH STRAIGHT GAME

Gronkowski set a franchise record with a touchdown reception in his sixth straight game at Washington (12/11). Gronkowski, Randy Moss, Daniel Graham, Michael Timpson and Jimmy Coldclough caught touchdown passes in five straight games. The Patriots record for most consecutive games with at least one touchdown is seven by Curtis Martin.

GRONKOWSKI GOES OVER 100

Gronkowski registered his fifth career 100-yard game and his and his fourth of the 2011 season after finishing with a career-high 160 yards on six receptions at Washington (12/11). His previous best was a 113 yards at the NY Jets on Nov. 13, 2011. The highest output for a New England tight end were 161 yards by Ben Coates on Sept. 4, 1994 at Miami.

AARON HERNANDEZ LEARNS FROM HIS BROTHER

The relationship between Aaron Hernandez and his older brother D.J. has taken on many roles over the years: sibling, teammate, role model and surrogate father. They played high school football together – D.J. the star senior quarterback and Aaron, the athletic but not quite ready freshman. When their father passed away when Aaron was 17, he relied on his brother even more. "I just followed my brother's footsteps," he told the Providence Journal. "I just tried to follow his work ethic because he did everything the right way. He was always successful." D.J., now the quarterbacks coach at Brown, has tried to instill hard work and perseverance in his younger brother. It's paying off, as Aaron started last season as the youngest active player on an NFL roster and continues to thrive in the Patriots offense.

CHAD OCHOCINCO NAME CHANGE

Chad Ochocinco was acquired by the Patriots in a trade with Cincinnati on July 29, 2011. He played as Chad Johnson for the first seven years of his Bengals career. He legally changed his last name to Ochocinco prior to the 2008 season. Upon joining the Patriots, TE Aaron Hernandez switched his jersey number from 85 to 81 to accommodate Ochocinco. Said Ochocinco on getting number 85 from Hernandez: "Nothing [exchanged]. It was Mr. Hernandez's way of greeting me here. He gave me the number, I didn't have to pay anything. I just shook his hand and said, 'Thank you.'"

2011 FIRST ROUND PICK NATE SOLDER

It only took a day for Nate Solder to decide to change from his lifelong position of tight end to tackle after playing his freshman year at Colorado as a tight end. "My coaches came to me and said, 'You'd be an all right tight end, but you'd be an even better tackle,' " he told the Boston Globe. "I've always wanted to be great, so that's why I moved to tackle." He added over 30 pounds after his redshirt freshman season and was named the team's starting left tackle. He played in 2,540 of 2,542 offensive plays over the next three seasons at Colorado and has been an immediate contributor on the Patriots offensive line at right tackle. He's even had the chance to return to his tight end roots, occasionally filling in as the third tight end in short-yardage situations.

MATTHEW SLATER: LIKE FATHER LIKE SON

Matthew Slater, drafted in 2008, is one of six sons of Hall of Fame members to be drafted in NFL history.

HALL OF FAME FATHERS WITH SONS DRAFTED IN THE NFL

Jackie Slater (class of 2001) – son, Matthew Slater (NE)

Howie Long (class of 2000) – son, Chris Long (STL)

Bobby Bell (class of 1983) – son, Bobby Bell (NYJ)

Tony Dorsett (class of 1994) – son, Anthony Dorsett (HOU)

Bob Griese (class of 1990) – son, Brian Griese (DEN)

Kellen Winslow (class of 1995) – son, Kellen Winslow (CLE)

GREETINGS FROM KAARST, GERMANY:

SEBASTIAN VOLLMER MAKES HIS MARK

A native of Kaarst, Germany, Vollmer did not begin playing football until the age of 14 when he started playing for the Dusseldorf club team. Vollmer helped lead his German prep school team to two national football championships. His early football success landed him an appearance in the 2004 Global Junior Championships in San Diego, which led him to a scholarship at Houston. He spoke almost no English when he signed with Houston, but he became fluent in the language as he developed from a 250-pound tight end into a 315-pound lineman who started his final 25 games at tackle for the Cougars. Vollmer's collegiate career created interest from the NFL where the Patriots drafted him in the second round of the 2009 draft. Nicknamed Seabass, during his playing days at Houston. The nickname has carried over to the NFL.

WATERS BEGAN HIS CAREER AS A TIGHT END

Despite going to five Pro Bowls as a guard, there was a time when even Brian Waters didn't know his position. He played tight end for three years in college at North Texas before becoming the team's starting defensive end, backup tight end and fill-in fullback as a senior. He was signed by Dallas as a rookie free agent tight end in 1999 but did not make the team. He was signed by Kansas City the following winter and was sent to the Berlin Thunder of NFL Europe as an offensive lineman. Waters returned to the NFL in 2000, making the Kansas City roster as an offensive lineman. Now with the Patriots, it's clear how Waters carved out a permanent position for himself in the NFL. Said Bill Belichick, "Every time I go by his locker he's studying his game plan. Very professional. I've really been impressed with not only the way he's performed, but just the way he's gone about his job. He adds a lot of quiet leadership."

WOODHEAD GOES FROM DIVISION II TO THE NFL

Danny Woodhead was a standout at Division II Chadron State in Nebraska. He averaged 178.9 yards per game and totaled 101 rushing touchdowns during his collegiate career. Woodhead's outstanding junior and senior seasons earned him two Harlon Hill Trophies, the Division II equivalent to the Heisman Trophy. He is one of just three players to ever win two or more Harlon Hill Trophies, joining Texas A&M University-Kingsville running back Johnny Bailey, who won it three times (1987-89) before playing six seasons in the NFL for the Bears, Cardinals, and Rams. Valdosta State University's Dusty Bonner was the only other player to win the Harlon Hill Trophy multiple times (2000 and 2001).



WR Wes Welker News & Notes

WELKER LEADS NFL IN RECEPTIONS SINCE 2007

Wes Welker leads the NFL with 536 receptions since the start of 2007. He is the first player to reach 300 receptions in his first 40 games with a new team. Welker is leading the NFL in 2011 with 104 receptions for 1,380 yards. He has 19 more receptions than the next wide receiver (Roddy White with 85)



2007-PRESENT NFL REC. LEADERS

| Player | Team | Rec. | Yds | TD |
|-------------------|-----------|------------|--------------|-----------|
| Wes Welker | NE | 536 | 5,916 | 31 |
| Brandon Marshall | DEN/MIA | 463 | 5,745 | 31 |
| Reggie Wayne | IND | 456 | 6,055 | 35 |
| Roddy White | ATL | 456 | 6,226 | 42 |

WELKER REACHES 1,000 YARDS FOR A PATRIOTS RECORD FOURTH TIME

Welker reached 1,000 yards for the fourth time as a member of the Patriots in the win at the New York Jets on Nov. 13, 2011. He now has a career-high 1,380 yards through 14 games. The four 1,000-yard seasons are the most by a Patriots receiver. Welker was tied with Randy Moss and Stanley Morgan with three 1,000-yard seasons.

MOST 1,000-YARD RECEIVING SEASONS IN PATRIOTS HISTORY

4 Wes Welker (2007-09, 11)

3 Randy Moss (2007-10)

3 Stanley Morgan 1977-89)

needs sev

EIGHTH TIME IN NFL HISTORY A PLAYER REACHES 1,000 YARDS IN THE NINTH GAME

Welker reached 1,000 yards in the ninth game of the season. It is an accomplishment that has happened just eight times in NFL history since the merger and for the first time since Torry Holt accomplished the feat with St. Louis in 2003. Isaac Bruce accomplished the feat two times. All eight times the accomplishment was reached in the ninth game of the season.

PLAYERS WHO REACHED 1,000 RECEIVING YARDS BY TEAMS NINTH GAME OF THE SEASON

| Player | Team | Year |
|-------------------|-----------------|-------------|
| Wes Welker | Patriots | 2011 |
| Torry Holt | St. Louis | 2003 |
| Isaac Bruce | St. Louis | 2000 |
| Marvin Harrison | Indianapolis | 2000 |
| Isaac Bruce | St. Louis | 1995 |
| Michael Irvin | Dallas | 1995 |
| Jerry Rice | San Francisco | 1990 |
| Wes Chandler | San Diego | 1982 |

WELKER BECOMES THIRD PATRIOT TO RECORD 500 RECEPTIONS

Welker (536) entered the Jets (11/13) game with 498 receptions as a member of the Patriots. He caught two passes in the second quarter to become the third Patriots Player to reach 500 receptions as a member of the Patriots, joining Troy Brown (557) and Stanley Morgan (534).

WELKER BECOMES THE FASTEST PLAYER IN NFL HISTORY TO REACH 500 RECEPTIONS WITH ONE TEAM

Welker reached 500 receptions as a member of the Patriots in his 70th game with the team and became the fastest player to record 500 receptions with one team, surpassing Anquan Boldin (80 games with Arizona). He is the fourth player in NFL history with at least 500 catches in a five-year span. Only Marvin Harrison (five times), Cris Carter (twice) and Pro Football Hall of Famer Jerry Rice (once) have accomplished the feat.

THE PLAYERS TO REACH 500 RECEPTIONS WITH ONE TEAM IN THE FEWEST GAMES

| Player | Team | Games |
|-------------------|--------------------|-----------|
| Wes Welker | New England | 70 |
| Anquan Boldin | Arizona | 80 |

WELKER LEADS TEAM IN RECEPTIONS FOR RECORD FOURTH STRAIGHT YEAR IN 2010

Wes Welker became the first Patriots player to lead the team in receiving in four straight years after finishing 2010 with 86 receptions. He also led the team in receiving yards (848) for the third straight year. Welker suffered a knee injury in the 2009 regular-season finale at Houston and missed New England's postseason game vs. Baltimore. Welker returned from his injury well ahead of expectations and was back in the starting lineup for the season-opener in 2010.

WELKER HAD THREE STRAIGHT 100 CATCH AND 1,000 YARD SEASONS

Welker registered his third straight season with at least 100 receptions (123) and 1,000 receiving yards (1,348) in 2009. Only four other NFL players have had three consecutive seasons of at least 100 receptions and 1,000 yards receiving: Marvin Harrison (4, 1999-02), Brandon Marshall (3, 2007-09), Herman Moore (3, 1995-97) and Jerry Rice (3, 1994-96).

WELKER JOINS RICE AND HARRISON WITH FOURH 100-RECEPTION SEASON

Welker added seven receptions at Washington (12/11) to reach 100 receptions for the season and become the third player in NFL history with four 100-catch seasons. Welker joins Marvin Harrison and Jerry Rice as the only players with four 100-reception seasons.

MOST 100-RECEPTIONS SEASON IN NFL HISTORY

| Player | 100-reception seasons |
|-------------------|-----------------------|
| Wes Welker | 4 |
| Marvin Harrison | 4 |
| Jerry Rice | 4 |
| Brandon Marshall | 3 |
| Herman Moore | 3 |
| Andre Johnson | 3 |
| Reggie Wayne | 3 |

WELKER: 7.1 CATCHES PER GAME SINCE 2007

Wes Welker is averaging 7.1 receptions per game since joining New England in 2007. His 7.1 average is the highest in the NFL during that time.

MOST RECEPTIONS PER GAME SINCE 2007 (Minimum-20 games)

| Player | Team | Average |
|-------------------|-----------------------------|------------|
| Wes Welker | New England Patriots | 7.1 |
| Andre Johnson | Houston Texans | 6.6 |
| Brandon Marshall | Denver/Miami | 6.3 |

WELKER COULD MATCH HIS 123 CATCHES IN 2011

Welker led the NFL with 123 receptions in 2009, despite missing two games and most of the season-finale due to an injury. He averaged 8.8 receptions in the 14 games he played. The 123 receptions are a Patriots record and match Herman Moore (Detroit in 1995) for the second most receptions in a single season in NFL history, behind Marvin Harrison's NFL record of 143 receptions in 2002. Welker enters this week's game with 100 reception and is on pace to finish with 123, which would be fourth all-time in NFL history.

MOST RECEPTIONS IN A SEASON

| Player | Team | Year | Receptions |
|-------------------|--------------------|-------------|------------|
| Marvin Harrison | Indianapolis | 2002 | 143 |
| Wes Welker | New England | 2009 | 123 |
| Herman Moore | Detroit | 1995 | 123 |

Most receptions in a season by a Patriots Player

| Player | Year | Receptions |
|-------------------|-------------|------------|
| Wes Welker | 2009 | 123 |
| Wes Welker | 2007 | 112 |
| Wes Welker | 2008 | 111 |
| Wes Welker | 2011 | 104 |
| Troy Brown | 2001 | 101 |



WR Wes Welker/ DEFENSIVE NOTES

WELKER TIES NFL RECORD FOR 10-PLUS CATCH GAMES IN A SEASON WITH SEVEN IN 2009

Welker had seven 10-plus reception games in 2009 season to tie the NFL record for most 10-plus reception games in a single season. Andre Johnson of Houston had seven 10-plus reception games in 2008.

PATRIOTS MOST GAMES WITH 10-PLUS CATCHES No. of 10-plus reception games for the Patriots

| | |
|-------------------|-----------|
| Wes Welker | 13 |
| Ben Coates | 5 |
| Troy Brown | 5 |

WELKER ON PACE TO SET FRANCHISE RECORD IN 2011

Wes Welker has a career-high of 1,380 receiving yards in 2011, the third highest in franchise history for a single season. He needs 150 yards to pass Randy Moss (1,493) for the franchise record. He needs 10 yards to set a new personal-high.

PATRIOTS SINGLE-SEASON RECEIVING YARD LEADERS

| Player | Season | Yds | Rec. | TD |
|-------------------|-------------|-------------|------------|----------|
| Randy Moss | 2007 | 1493 | 98 | 23 |
| Stanley Morgan | 1986 | 1491 | 84 | 10 |
| Wes Welker | 2011 | 1380 | 104 | 9 |
| Wes Welker | 2009 | 1348 | 123 | 4 |
| Randy Moss | 2009 | 1264 | 83 | 13 |

WELKER IS AVERAGING JUST UNDER 8 RECEPTIONS PER GAME IN 2011

Wes Welker is averaging 7.4 receptions per game through the first 14 games with 104 receptions. The NFL record for highest average catches for per game in a season is 8.9 by Marvin Harrison in 2002. Harrison in 2002 and Welker in 2009 with 8.8 are the only NFL players to average 8.0 or more receptions per game.

NFL Highest Average Per Game/Season

| Player | Season | Average |
|--------------------------------|-------------|------------|
| Marvin Harrison (Indianapolis) | 2002 | 8.9 |
| Wes Welker (Patriots) | 2009 | 8.8 |

WELKER TIES NFL RECORD WITH THREE GAMES OF 8 RECEPTIONS, 150 YARDS AND A TD

Welker is already tied with six other players as the only players in NFL history to have at least eight receptions, 150 receiving yards and at least one touchdown three times in a single season with three such games in 2011.

PLAYERS TIED FOR NFL RECORD OF THREE GAMES WITH 8+ REC, 150+ YDS, AND 1+ TD IN A SINGLE SEASON

| | |
|-------------------|-------------|
| Wes Welker | 2011 |
| Randy Moss | 2003 |
| Tim Brown | 1995 |
| Isaac Bruce | 1995 |
| Jerry Rice | 1993 |
| Sterling Sharpe | 1989 |
| Roy Green | 1984 |

WELKER SETS FRANCHISE RECORD FOR RECEIVING YARDS; TIED TEAM MARK IN RECEPTIONS

Welker had a career-high 217 receiving yards to set a franchise record at Buffalo (9/25). The previous record was set by Terry Glenn when he had 214 at Cleveland on Oct. 3, 1999. It is the second 200-yard performance in franchise history. Welker's previous best was 192 yards vs. the New York Jets (11/22/09). Welker's 16 receptions at Buffalo are a personal best and are tied with Troy Brown for the franchise mark. Brown had 16 vs. Kansas City on Sept. 22, 2001. Welker previous best were the 15 he had vs. the New York Jets (11/22/09).

WELKER SETS PERSONAL BEST WITH HIS NINTH TD OF 2011

Welker caught a 24-yard touchdown in the third quarter at Washington (12/11) for his personal-best ninth touchdown of the season. His previous best was eight touchdowns in 2007.

WELKER TIED FOR THIRD AMONG ACTIVE PLAYERS WITH 12 10-PLUS RECEPTION GAMES

Welker now has 13 10-plus reception games in his career.

Most Games with 10+ receptions/Active Players

| | |
|----------------------|---------------------|
| 15 Andre Johnson | 12 Anquan Boldin |
| 14 Reggie Wayne | 12 Brandon Marshall |
| 13 Wes Welker | |

MOST GAMES WITH 10+ RECEPTIONS IN NFL HISTORY

| | |
|----------------------|---------------------|
| 17 Jerry Rice | 13 Tim Brown |
| 16 Marvin Harrison | 12 Anquan Boldin |
| 15 Andre Johnson | 12 Brandon Marshall |
| 14 Cris Carter | |
| 14 Reggie Wayne | |
| 13 Wes Welker | |

WELKER IS STREAKING

Welker has a streak of 92 straight regular-season games with at least one reception. He has caught at least one pass in each of his 79 games with the Patriots, including four postseason games. The last time that Welker did not catch a pass in a game was December 24, 2005 when he was with Miami. He has caught at least one pass in 75 consecutive regular-season games with the Patriots to extend a franchise record. TE Ben Coates originally set the record with 63.

KYLE ARRINGTON IN A TIE FOR NFL LEAD WITH SEVEN INTERCEPTIONS

Kyle Arrington, who had just two interceptions during his entire college career at Hofstra, is tied for the NFL lead with a career-high seven interceptions. The last Patriots player to lead the league in interceptions was Asante Samuel with 10 in 2006. Arrington has two games in 2011 with two picks: at Buffalo on Sept. 25 and vs. Kansas City on Nov. 21.

2011 NFL INTERCEPTION LEADERS

| Player | Team | Int | Yds | Avg | Lg | TD |
|-----------------------|-----------|----------|-----------|-------------|-----------|----------|
| Kyle Arrington | NE | 7 | 92 | 13.1 | 28 | 0 |
| Eric Weddle | SD | 7 | 89 | 12.7 | 26 | 0 |
| Charles Woodson | GB | 7 | 63 | 9.0 | 30t | 1 |

ANDRE CARTER TIED A PATRIOTS RECORD WITH 4.0 SACKS AT THE JETS IN 2011


Andre Carter tied a franchise record with 4.0 sacks at the Jets on Nov. 13, 2011. Julius Adams at Atlanta (12-4-77), Tony McGee at Baltimore (11-16-78) and Mike Hawkins vs. NY Jets (9-9-79) also had 4.0 sacks in a game. Carter's previous best was 2.5 at Carolina on Oct. 11, 2009 while with Washington. It is Carter's third game with two more sacks in 2011. Carter was named AFC Defensive Player of the Week for his performance.

CARTER REACHES DOUBLE-DIGIT SACKS

Carter pushed his 2011 sack total to 10.0 after forcing a fumble on an end zone sack at Washington (12/11) that was recovered for a touchdown. Carter has registered double-digit sacks now four times in his career, including a career-high 12.5 in 2002 with San Francisco. The Patriots have now had a player finish with double digit sack totals 13 times.

PATRICK CHUNG RECORDS HIS FIRST NFL BLOCKED PUNT AND BLOCKED FIELD GOAL

S Patrick Chung blocked a second half punt and field goal at Miami (10/04) to become the first NFL player to do both in a single game since Houston CB Ramon Walker had a blocked field goal and punt vs. New England on Nov. 23, 2003. Chung blocked a second half punt set up a touchdown run. Chung then blocked a 53-yard field goal attempt in the fourth quarter that was recovered by CB Kyle Arrington and returned for a touchdown. Chung was a two-time special teams player of the year during his college career at Oregon.





PATRIOTS DEFENSIVE NOTES

PATRICK CHUNG'S JOURNEY TO THE NFL

Long before S Patrick Chung picked up flag football as a teen, his mother, Jamaican recording artist Sophia George, had preached about being a tough man in a song. Her hit single, "Girlie Girlie" – a traditional reggae song about poking fun at a boy who was not man enough – topped the charts in 1985. Chung is aware that among his talents he was born with speed and agility - singing is not one of them. Chung, who possesses a great sense of pride in his unique heritage – his mother is Jamaican and his father is half Jamaican and half Chinese, was born in Jamaica and moved to California at age 12 where he started to play football as a freshman in high school. Chung went on to star at Oregon, where he holds the distinction of starting more games than any other defensive player in school history with 51 starts. He originally entered the draft as junior, but ultimately decided to return for his senior season. Pinned to the back of his locker is a reminder of the support he has gotten – a Jamaican flag that indicates his family's importance to him.

GARY GUYTON HAD TWO DEFENSIVE TOUCHDOWNS IN 2010

LB Gary Guyton returned a fumble 35 yards for a touchdown at Chicago (12/12/10) and returned an interception 59 yards for a touchdown in the season-opener vs. Cincinnati (9/12/10). Guyton is the first Patriots player to score two defensive touchdowns in a season since LB Tedy Bruschi returned two interceptions for touchdowns in 2003.



GUYTON AND ARRINGTON RETURN FIRST CAREER INTERCEPTIONS FOR SCORES

LB Gary Guyton intercepted his first pass vs. Cincinnati (9/12/10) and returned it 59 yards for a touchdown, and CB Kyle Arrington returned his first career interception vs. Green Bay (12/19/10) 36 yards for a touchdown. Guyton joins Kyle Arrington and as current Patriots' players that returned their first career interception for a touchdown.

JAMES IHEDIGBO WILL ALWAYS HAVE HOPE

Amherst, Mass. native James Ihedigbo is the son of Apollos and Rose Ihedigbo, who came to Massachusetts from Nigeria, earned doctorate degrees from UMass and strived to improve the lives of many Africans back home. When James was in high school, his father returned to Africa to start the Nigerian-American Technical and Agricultural College. He worked to build the school for two years before dying in 2002 from kidney failure. In 2008, Ihedigbo, his mother and his four siblings kept his legacy alive by founding HOPE Africa, an organization that helps fund educational and medical efforts in Africa and supports the college his father started. As he told the Boston Herald, Ihedigbo hopes to "help students be what they dream they can be." He went a long way toward that goal in March 2011 when he traveled to Africa with three other NFL players, Amobi Okoye, Frank Okam and Connor Baldwin, and his mother, who serves as HOPE Africa's executive director. They brought 3,500 books, ran health clinics, taught kids American football and most of all, spread hope.

KYLE LOVE 'MINI-V' FOLLOWS WILFORK

Kyle Love has been looking up to Vince Wilfork since his days at Mississippi State, when his teammates dubbed him "Mini-V" for his resemblance to the Patriots defensive tackle. The nickname led Love to closely monitor Wilfork as he finished his playing days with the Bulldogs. Little did he know that he would get the chance to watch Wilfork from an even closer perspective – lined up next to him on the Patriots defensive line. "I stay close to that guy always. Watch me out here, I'm right beside him, no matter what," Love told the *Boston Globe*. Now that they're on the same team, Wilfork has become an even bigger influence, like a big brother, according to Love.

STILL RECEIVING THE LOVE

Kyle Love continues to receive motivation from his father, retired Army colonel Anthony Love. Every game day, his father sends him a text message with words of encouragement to get him excited. His dad has been motivating him since middle school and the message has always remained the same: "Give the coaches a reason to keep you."

MAYO LED NFL WITH 193 TOTAL TACKLES IN 2010

LB Jerod Mayo finished first in the NFL with a career-high 193 total tackles in 2010 with two 19-tackle games: vs. BLT (10/17) and vs. GB (12/19). His 193 tackles are the highest since LB Steve Nelson had 207 tackles in 1984 and are the third highest in team history. Mayo had 10 games in 2010 with 10-plus tackles.



Patriots Single Season Tackle Leaders All-Time

| Year | Player | Tackles |
|-------------|----------------------|------------|
| 1983 | LB Clayton Weishuhn | 229 |
| 1984 | LB Steve Nelson | 207 |
| 2010 | LB Jerod Mayo | 193 |
| 1980 | LB Steve Nelson | 186 |

MAYO IS A YOUNG LEADER

Jerod Mayo learned knowledge and discipline are the keys to success while spending afternoons with his three brothers under the supervision of their grandfather, Walter Johnson, a retired Air Force veteran of 30 years. While Mayo's mother worked two jobs, Johnson taught the boys discipline, responsibility and the value of life. Those lessons helped Mayo develop a work ethic and demeanor that has earned him the nickname of "Old Soul" from his teammates. His leadership skills and talent helped him become only the second Patriot to be named AFC Rookie of the Year, earning that title in 2008 to join Michael Haynes (1976).

MAYO NAMED 2011 RON BURTON COMMUNITY SERVICE AWARD WINNER

Linebacker Jerod Mayo was named the 2011 Ron Burton Community Service Award winner at the Patriots Charitable Foundation's Annual Kickoff Gala on August 30. Upon receiving the award, Mayo recognized Myra Kraft's impact, saying, "Not only did she give with her funds and things like that, but her time. She was on the front lines, digging the holes, putting the trees up and things like that. Just seeing examples like that really means a lot to me." Mayo is a constant presence at Patriots Charitable Foundation activities, especially events that benefit children. In 2010, he launched the Mayo Bowl, an annual celebrity bowling fundraiser for Pitching in for Kids, a charity that helps improve the lives of children in New England.

MAYO HAS SECOND STRAIGHT GAME WITH AN INTERCEPTION

LB Jerod Mayo has registered his first two career interceptions in the last games – Vs. Indianapolis (12/4) and at Washington (12/11). He clinched the win at Washington when he intercepted a Redskins pass at the New England 9-yard line to seal the 34-27 win.

DOUBLE TROUBLE: CB DEVIN MCCOURTY

After being selected by the Patriots in the first round of the 2010 NFL Draft, CB Devin McCourty became part of a select group in league history. McCourty's identical twin brother, Jason, is a cornerback with Tennessee, selected in the sixth round of the 2009 NFL Draft. The two are the 12th set of twins to play in the NFL. Devin redshirted for the 2005 season and therefore was a year behind his brother in eligibility. McCourty is the second twin to suit up for the Patriots, after CB Kato Serwanga was a member of the team from 1998-2000. His twin brother Wasswa played for San Francisco and Minnesota from 1999-2001. According to McCourty's mother, the two can only be told apart by tiny scars on their faces left by chickenpox.



DEFENSIVE NOTES/SPECIAL TEAMS

ROB NINKOVICH: WHERE DID HE COME FROM?

Rob Ninkovich's journey to the Patriots was not easy. He entered the league as a fifth-round pick of New Orleans in 2006 and was waived four times by New Orleans and Miami before landing in New England on Aug. 2, 2009. He spent the 2009 offseason trying to make the New Orleans team as a long snapper. Before coming to the Patriots he had appeared in just eight games over three years. He doubled that total in his first year in New England, appearing in 15 games in 2009 and his role on the team has grown since. He finished with 58 total tackles, four sacks, broke up three passes and had 11 special teams stops last season. He also had two interceptions, both against his former team, the Miami Dolphins. He tied for the AFC lead in fumble recoveries with three, with the most notable coming at San Diego on Oct. 24, when he returned a fumble 63 yards, marking the second longest fumble return in team history. He had his second 2-interception game at the New York Jets on Nov. 13, 2011 and returned his second pick 12 yards for a touchdown. Despite his success, Ninkovich told the Brockton Enterprise, "I don't want to get comfortable. You can't get comfortable because the first time you get comfortable, you're out of a job. I'm always uneasy. That keeps you going."

NINKOVICH SCORED AS A TE IN COLLEGE

Ninkovich played some at tight end in college at Purdue and caught two touchdown passes with a 2-yard touchdown pass from Kansas City QB Kyle Orton and a 1-yard touchdown pass from current Indianapolis QB Curtis Painter.

VINCE WILFORK REGISTERS FIRST CAREER INTERCEPTIONS

Vince Wilfork recorded his first career interception when he picked off QB Philip Rivers in the second quarter vs. San Diego (9/18). He had his second interception at Oakland (10/2) to join Anthony Pleasant (2001) as the only other Patriots defensive lineman to ever record two interceptions in the same season. Wilfork is one of four Patriots defensive lineman to ever record two interceptions overall, joining Pleasant, Richard Seymour and Henry Thomas.

WILFORK SCORES FIRST NFL TOUCHDOWN

Wilfork recovered a fumble in the end zone at Washington (12/11) for his first touchdown. DE Andre Carter sacked QB Rex Grossman in the end zone and forced a fumble and Wilfork recovered the ball for the Patriots first points in their 34-27 victory.

WILFORK WEARS HIS HEART ON HIS NECK

Wilfork wears No. 75 over his shoulder pads. Underneath hangs a gold chain locket for those who were number one in his heart: his parents. In 2002, parents David and Barbara Wilfork both passed away within five months of each other, leaving the then University of Miami star without his greatest support system. Wilfork, who lost his father to diabetes, has raised hundreds of thousands of dollars for diabetes-related causes. His annual draft day fundraiser, a bowling event he has held for seven years, is one of the signature fundraising events held by a pro athlete in New England. For his charity work, Wilfork was awarded the 2010 New England Patriots Ron Burton Community Service Award. While he will always cherish his National Championship and Super Bowl rings, his constant reminder lies closest to his heart, a picture of his late parents at their high school prom. "I carry them with me wherever I go," Wilfork said of his parents' keepsake. "My parents pushed me to be the best I could be. The things I do and my wife does, we do out of the kindness of our heart, and we do it for the community. I never look for anything in return. My teammates are my second family. My kids, my wife, the New England Patriots – that's all I have."

GOSTKOWSKI SIXTH BEST EVER IN FG PCT.

Stephen Gostkowski's 84.6 field goal percentage is the sixth-best among NFL kickers all-time.

| Player | Years | FGM | FGA | Pct. |
|---------------------------|----------------|------------|------------|-------------|
| Nate Kaeding | 2004-11 | 173 | 200 | 86.5 |
| Mike Vanderjagt | 1998-06 | 230 | 266 | 86.5 |
| Robbie Gould | 2005-11 | 184 | 214 | 86.0 |
| Rob Bironas | 2005-11 | 183 | 213 | 85.9 |
| Shayne Graham | 2001-11 | 212 | 247 | 85.8 |
| Stephen Gostkowski | 2006-11 | 137 | 162 | 84.6 |
| Matt Bryant | 2002-11 | 196 | 234 | 83.8 |

EVEN STEPHEN

Since joining the Patriots as a fourth-round draft choice in 2006, Stephen Gostkowski has connected on 84.6 percent of his regular-season field goal attempts (137-for-162), achieving the best field goal percentage in Patriots history.

PATRIOTS ALL-TIME LEADERS / FIELD GOAL PCT.

(Minimum 50 Attempts)

| Player | Years | FGM | FGA | Pct. |
|---------------------------|----------------|------------|------------|-------------|
| Stephen Gostkowski | 2006-11 | 137 | 162 | .846 |
| Adam Vinatieri | 1996-05 | 263 | 321 | .819 |
| Matt Bahr | 1993-95 | 55 | 72 | .764 |
| Tony Franklin | 1984-87 | 93 | 125 | .744 |
| Jason Staurovsky | 1988-91 | 50 | 69 | .724 |
| John Smith | 1974-83 | 128 | 191 | .670 |

GOSTKOWSKI TIED FOR THIRD IN POINTS

Gostkowski added 11 points at Denver (12/18) to push his career total to 692 to tie John Smith for third all-time in Patriots history.

Most Points/ Patriots History

| Player | Points |
|-------------------------------------|------------|
| Adam Vinatieri (1996-05) | 1,158 |
| Gino Cappelletti (1960-70) | 1,130 |
| Stephen Gostkowski (2006-11) | 692 |
| John Smith (1974-83) | 692 |

GOSTKOWSKI IS GOOD IN THE FOURTH QUARTER

Gostkowski kicked two fourth-quarter field goals against the Giants (11/6), raising his streak to 34 consecutive successful fourth-quarter field goals. In his career, Gostkowski is 35 of 36 overall in fourth quarter field goals. His only fourth-quarter miss was in his second career game when he had a 29-yard try blocked at the Jets (9/17/06). Gostkowski's 34 consecutive fourth quarter field goals are the most since the statistic began to be tracked in 1991. Matt Stover had the second longest streak with 29 straight from 2005 through 2009.

Highest Fourth Quarter Field Goal Pct. In NFL History

| Player | Years | FGM | FGA | Pct. |
|---------------------------|----------------|-----------|-----------|-------------|
| Stephen Gostkowski | 2006-11 | 35 | 36 | 97.2 |
| Nick Folk | 2007-11 | 36 | 38 | 94.7 |
| Josh Brown | 2003-11 | 63 | 68 | 92.6 |

ZOLTAN MESKO: COMING TO AMERICA

Rookie P Zoltan Mesko was born in Timisoara, Romania on the Romania-Hungary border. On Many occasions in 1989, during the communist revolutions, his family was forced to take cover to avoid gun shots from the armies. Even after the fall of the Berlin Wall, his family lived in poverty. His family left Romania when his father won a United States Permanent Resident Card (green card) in the Diversity Immigrant Visa Lottery in 1997 when Mesko was 11.

MESKO DISCOVERS FOOTBALL

An avid soccer player from his days in Romania, Mesko had a strong leg. It was only when he came to America that he discovered his leg could take him places. In eighth grade, Mesko was playing kickball in the gym when he kicked the ball so high that he broke a light fixture. He was given a choice: pay for the light fixture or play football. With his family still struggling with money and football being a more popular sport than soccer at his school, the choice was an obvious one—Mesko decided to play football. His leg would land him numerous Division I scholarships and admission offers from Ivy League schools. From these, Mesko chose to play football at Michigan.



WINNINGEST PRO SPORTS TEAM SINCE 2001

PATRIOTS ARE WINNINGEST PRO SPORTS FRANCHISE SINCE 2001

The Patriots level of sustained success is unmatched in professional sports over the last 10 years. Since the 2001 season, the Patriots have won 75.9 percent of their regular season games (132-42), compiling the highest winning percentage in major American professional sports over that period. Since 2001, there have been 142 franchises that have fielded teams in the five major American sports leagues (NFL, MLB, NBA, NHL and MLS) and the Patriots have won with more frequency than any other team over that period.

HIGHEST WINNING PERCENTAGE IN MAJOR AMERICAN PROFESSIONAL SPORTS, 2001-PRESENT

(Regular Season – Includes National Football League, Major League Baseball, National Basketball Association, National Hockey League and Major League Soccer)

Records updated through games of December 19, 2011

| Rk | Team | Lg | W | L | T/OTL | Pct. |
|----|----------------------------|-----|------|-----|-------|-------|
| 1 | New England Patriots | NFL | 132 | 42 | 0 | 0.759 |
| 2 | Miami Fusion* | MLS | 16 | 5 | 5 | 0.712 |
| 3 | San Antonio Spurs | NBA | 576 | 243 | 0 | 0.703 |
| 4 | Dallas Mavericks | NBA | 569 | 251 | 0 | 0.694 |
| 5 | Detroit Red Wings | NHL | 472 | 194 | 104 | 0.681 |
| 6 | Pittsburgh Steelers | NFL | 116 | 57 | 1 | 0.670 |
| 7 | Indianapolis Colts | NFL | 116 | 58 | 0 | 0.667 |
| 8 | Los Angeles Lakers | NBA | 521 | 299 | 0 | 0.635 |
| 9 | Green Bay Packers | NFL | 109 | 65 | 0 | 0.626 |
| 10 | San Jose Sharks | NHL | 428 | 234 | 106 | 0.626 |
| 11 | Philadelphia Eagles | NFL | 108 | 65 | 1 | 0.624 |
| 12 | Vancouver Canucks | NHL | 428 | 253 | 90 | 0.613 |
| 13 | New Jersey Devils | NHL | 426 | 259 | 85 | 0.608 |
| 14 | Seattle Sounders FC | MLS | 44 | 24 | 26 | 0.606 |
| 15 | New York Yankees | MLB | 1070 | 709 | 0 | 0.601 |
| 16 | Dallas Stars | NHL | 405 | 256 | 109 | 0.597 |
| 17 | Ottawa Senators | NHL | 404 | 269 | 98 | 0.588 |
| 18 | Phoenix Suns | NBA | 481 | 339 | 0 | 0.587 |
| 19 | Baltimore Ravens | NFL | 102 | 72 | 0 | 0.586 |
| 20 | Detroit Pistons | NBA | 480 | 340 | 0 | 0.585 |
| 21 | Philadelphia Flyers | NHL | 388 | 264 | 116 | 0.581 |
| 22 | Boston Bruins | NHL | 385 | 264 | 121 | 0.579 |
| 23 | San Diego Chargers | NFL | 100 | 74 | 0 | 0.575 |
| 24 | Boston Red Sox | MLB | 1014 | 767 | 0 | 0.569 |
| 25 | Buffalo Sabres | NHL | 388 | 284 | 98 | 0.568 |
| 26 | Boston Celtics | NBA | 465 | 355 | 0 | 0.567 |
| 27 | Nashville Predators | NHL | 382 | 286 | 102 | 0.562 |
| 28 | St. Louis Cardinals | MLB | 994 | 787 | 0 | 0.558 |
| 29 | Calgary Flames | NHL | 375 | 291 | 105 | 0.554 |
| 30 | Houston Dynamo | MLS | 73 | 53 | 60 | 0.554 |
| 31 | Montreal Canadiens | NHL | 375 | 293 | 104 | 0.553 |
| 32 | Colorado Avalanche | NHL | 379 | 297 | 96 | 0.553 |
| 33 | Anaheim Ducks | NHL | 373 | 292 | 106 | 0.553 |
| 34 | Philadelphia Phillies | MLB | 984 | 797 | 0 | 0.552 |
| 35 | Los Angeles/Anaheim Angels | MLB | 984 | 798 | 0 | 0.552 |
| 36 | Atlanta Braves | MLB | 977 | 803 | 0 | 0.549 |
| 37 | New Orleans Saints | NFL | 95 | 79 | 0 | 0.546 |
| 38 | Washington Capitals | NHL | 366 | 296 | 107 | 0.546 |
| 39 | Toronto Maple Leafs | NHL | 366 | 296 | 109 | 0.545 |
| 40 | Los Angeles Galaxy | MLS | 140 | 110 | 82 | 0.545 |
| 41 | Minnesota Wild | NHL | 365 | 296 | 111 | 0.545 |
| 42 | Houston Rockets | NBA | 446 | 374 | 0 | 0.544 |
| 43 | Utah Jazz | NBA | 445 | 375 | 0 | 0.543 |
| 44 | New York Rangers | NHL | 366 | 301 | 101 | 0.542 |
| 45 | Chicago Bears | NFL | 94 | 80 | 0 | 0.540 |
| 46 | Denver Broncos | NFL | 94 | 80 | 0 | 0.540 |
| 47 | Orlando Magic | NBA | 441 | 379 | 0 | 0.538 |
| 48 | Atlanta Falcons | NFL | 93 | 80 | 1 | 0.537 |
| 49 | Oakland A's | MLB | 954 | 827 | 0 | 0.536 |
| 50 | New York Giants | NFL | 93 | 81 | 0 | 0.534 |

NOTES: This analysis uses NFL rules when calculating winning percentage, counting ties as a half-win and a half-loss. For NHL teams, overtime losses (OTL) and ties from 2001-2004 (the NHL abolished ties in 2005-2006 and instituted a shootout system) are counted as ties when calculating winning percentage.

*The Miami Fusion were contracted following the 2001 MLS season.

HIGHEST WINNING PERCENTAGE AMONG BOSTON-AREA MAJOR PROFESSIONAL SPORTS TEAMS, 2001-PRESENT

(Rankings listed below are each team's overall ranking among the 142 major American pro sports teams)

Records updated through games of December 19, 2011

| Rank | Team | Lg. | W | L | T/OTL | Pct. |
|------|------------------------|-----|------|-----|-------|-------|
| 1 | New England Patriots | NFL | 132 | 42 | 0 | 0.759 |
| 22 | Boston Bruins | NHL | 385 | 264 | 121 | 0.579 |
| 24 | Boston Red Sox | MLB | 1014 | 767 | 0 | 0.569 |
| 26 | Boston Celtics | NBA | 465 | 355 | 0 | 0.567 |
| 90 | New England Revolution | MLS | 119 | 126 | 88 | 0.489 |



THE TEAM OF THE DECADE

When Robert Kraft purchased the New England Patriots in 1994, few would have thought that 17 years later the franchise would be the undisputed team of the decade in the first decade of the new millennium. Kraft brought a winning vision to the organization and dedicated his resources to building a consistent winner. On Jan. 27, 2000, Kraft hired Bill Belichick to coach the team, and three months later the team drafted then-unheralded quarterback Tom Brady, putting the final pieces in place for the Patriots to become the most successful NFL team of the 2000s. Below is a look at the accomplishments of the Patriots during the first decade of the new millennium that earned the Patriots the "Team of the Decade" moniker.

THE PATRIOTS' UNMATCHED NFL SUCCESS FROM 2000-2009

Super Bowl Titles

| | |
|-------------------|---|
| New England | 3 |
| Pittsburgh..... | 2 |
| Baltimore..... | 1 |
| Indianapolis..... | 1 |
| New Orleans..... | 1 |
| N.Y. Giants..... | 1 |
| Tampa Bay..... | 1 |

Conference Titles

| | |
|-------------------|---|
| New England | 4 |
| Indianapolis..... | 2 |
| N.Y. Giants..... | 2 |
| Pittsburgh..... | 2 |
| 10 Teams | 1 |

Division Titles

| | |
|-------------------|---|
| New England | 7 |
| Indianapolis..... | 6 |
| Philadelphia..... | 5 |
| Pittsburgh..... | 5 |
| San Diego..... | 5 |

Note: The Patriots also finished tied for the division lead twice during the 2000s but lost the division title on tiebreakers in 2002 and 2008.

Playoff Wins

| | |
|-------------------|----|
| New England | 14 |
| Philadelphia..... | 10 |
| Pittsburgh..... | 10 |
| Indianapolis..... | 9 |
| Baltimore..... | 8 |

Playoff Winning Percentage

| Team | W | L | Pct. |
|-------------|----|---|------|
| New England | 14 | 4 | .777 |
| New Orleans | 5 | 2 | .714 |
| Pittsburgh | 10 | 4 | .714 |
| Arizona | 4 | 2 | .667 |
| Carolina | 5 | 3 | .625 |
| Baltimore | 8 | 5 | .615 |

Playoff Games Played

| | |
|-------------------|----|
| New England | 18 |
| Philadelphia..... | 18 |
| Indianapolis..... | 17 |
| Pittsburgh..... | 14 |
| Baltimore..... | 13 |
| N.Y. Giants..... | 11 |

Overall Wins

(Includes Regular Season and Playoffs)

| | |
|-------------------|-----|
| New England | 126 |
| Indianapolis..... | 124 |
| Pittsburgh..... | 113 |
| Philadelphia..... | 113 |
| Baltimore..... | 100 |

Overall Winning Percentage

(Includes Regular Season and Playoffs)

| Team | W | L | T | Pct. |
|--------------|-----|----|---|------|
| New England | 126 | 52 | 0 | .708 |
| Indianapolis | 124 | 53 | 0 | .701 |
| Pittsburgh | 113 | 60 | 1 | .652 |
| Philadelphia | 113 | 64 | 1 | .638 |
| Green Bay | 98 | 71 | 0 | .580 |

Most Victories in a Season (Inc. Playoffs), 2000-09

| Team | Year | W |
|--------------|------|----|
| New England | 2007 | 18 |
| New England | 2003 | 17 |
| New England | 2004 | 17 |
| Baltimore | 2000 | 16 |
| St. Louis | 2001 | 16 |
| Pittsburgh | 2004 | 16 |
| Indianapolis | 2006 | 16 |
| Indianapolis | 2009 | 16 |
| New Orleans | 2009 | 16 |

Most Victories in a Single Regular Season, 2000-09

| Team | Year | W |
|--------------|------|----|
| New England | 2007 | 16 |
| Pittsburgh | 2004 | 15 |
| New England | 2003 | 14 |
| New England | 2004 | 14 |
| Indianapolis | 2005 | 14 |
| Indianapolis | 2009 | 14 |
| St. Louis | 2001 | 14 |

Playoff Games Hosted

| | |
|--------------------|---|
| New England | 9 |
| Philadelphia | 9 |
| Pittsburgh..... | 8 |
| Indianapolis..... | 8 |

Major Sports League Titles, 2000-09

| | | |
|----------------------|-----|---|
| Los Angeles Lakers | NBA | 4 |
| New England Patriots | NFL | 3 |
| San Antonio Spurs | NBA | 3 |
| Boston Red Sox | MLB | 2 |
| Detroit Red Wings | NHL | 2 |
| Houston Dynamo | MLS | 2 |
| Los Angeles Galaxy | MLS | 2 |
| New Jersey Devils | NHL | 2 |
| New York Yankees | MLB | 2 |
| Pittsburgh Steelers | NFL | 2 |
| San Jose Earthquakes | MLS | 2 |

Major Sports Conference Titles, 2000-09

| | | |
|------------------------|-----|---|
| Los Angeles Lakers | NBA | 6 |
| New England Patriots | NFL | 4 |
| New England Revolution | MLS | 4 |
| Los Angeles Galaxy | MLS | 4 |
| New York Yankees | MLB | 4 |
| Detroit Red Wings | NHL | 3 |
| New Jersey Devils | NHL | 3 |
| San Antonio Spurs | NBA | 3 |

Seasons of NFL Playoff Advancement

| | |
|--------------------|---|
| Philadelphia | 7 |
| New England | 6 |
| Pittsburgh..... | 5 |
| Baltimore..... | 4 |
| Indianapolis..... | 4 |
| Green Bay | 3 |
| Oakland..... | 3 |
| Seattle | 3 |
| New Orleans..... | 3 |



PATRIOTS HOME DOMINANCE



Since the Patriots moved to Gillette Stadium in 2002, they have celebrated more regular season and postseason wins than any other team in the NFL. The Patriots have the highest point differential at home in that time and are among the top three offensive and defensive leaders at home. The Patriots home dominance is especially strong against NFC teams.

| REGULAR SEASON HOME RECORD SINCE 2002 | | | | | |
|---------------------------------------|--------------|----|----|---|-------|
| Rank | Team | W | L | T | Pct. |
| 1 | New England | 65 | 13 | 0 | 0.833 |
| 2 | Baltimore | 60 | 19 | 0 | 0.760 |
| 3 | Indianapolis | 58 | 21 | 0 | 0.734 |
| 4 | Pittsburgh | 57 | 21 | 1 | 0.728 |
| 5 | San Diego | 55 | 25 | 0 | 0.688 |

| HOME PLAYOFF RECORD SINCE 2002 (MIN. 5 GAMES) | | | | | |
|---|--------------|---|---|---|-------|
| Rank | Team | W | L | T | Pct. |
| 1 | Seattle | 5 | 1 | | 0.833 |
| 2 | New England | 7 | 2 | | 0.778 |
| 3 | Philadelphia | 5 | 2 | | 0.714 |
| 3 | Pittsburgh | 5 | 2 | | 0.714 |
| 5 | Indianapolis | 6 | 3 | | 0.667 |

| HOME RECORD SINCE 2002 (INCLUDING PLAYOFFS) | | | | | |
|---|--------------|----|----|---|-------|
| Rank | Team | W | L | T | Pct. |
| 1 | New England | 72 | 15 | 0 | 0.828 |
| 2 | Baltimore | 60 | 21 | 1 | 0.741 |
| 3 | Pittsburgh | 63 | 23 | 0 | 0.733 |
| 4 | Indianapolis | 64 | 24 | 0 | 0.727 |
| 5 | San Diego | 57 | 28 | 0 | 0.671 |

| HOME RECORD AFTER HALLOWEEN SINCE 2002 | | | | | |
|--|--------------|----|----|---|-------|
| Rank | Team | W | L | T | Pct. |
| 1 | New England | 33 | 8 | 0 | 0.805 |
| 2 | Green Bay | 32 | 10 | 0 | 0.762 |
| 3 | Baltimore | 35 | 11 | 0 | 0.761 |
| 4 | Indianapolis | 36 | 13 | 0 | 0.735 |
| 5 | San Diego | 32 | 14 | 0 | 0.696 |

| HOME RECORD VS. NFC SINCE 2002 | | | | | |
|--------------------------------|--------------|----|---|---|-------|
| Rank | Team | W | L | T | Pct. |
| 1 | New England | 18 | 2 | 0 | 0.900 |
| 2 | Pittsburgh | 16 | 2 | 1 | 0.868 |
| 3 | Baltimore | 18 | 3 | 0 | 0.857 |
| 4 | Jacksonville | 15 | 6 | 0 | 0.714 |
| 5 | Indianapolis | 14 | 6 | 0 | 0.700 |

| HOME RECORD VS DIVISIONAL OPPONENTS SINCE 2002 | | | | | |
|--|--------------|----|---|---|-------|
| Rank | Team | W | L | T | Pct. |
| 1 | Indianapolis | 24 | 5 | 0 | 0.828 |
| 2 | New England | 23 | 5 | 0 | 0.821 |
| 3 | Seattle | 22 | 7 | 0 | 0.759 |
| 3 | Green Bay | 21 | 7 | 0 | 0.750 |
| 5 | Pittsburgh | 22 | 8 | 0 | 0.733 |
| 6 | San Diego | 21 | 9 | 0 | 0.724 |
| 7 | Minnesota | 20 | 9 | 0 | 0.690 |

| POINT DIFFERENTIAL AT HOME SINCE 2002 | | |
|---------------------------------------|--------------|--------------------|
| Rank | Team | Point Differential |
| 1 | New England | 795 |
| 2 | Baltimore | 690 |
| 3 | San Diego | 624 |
| 4 | Pittsburgh | 577 |
| 5 | Indianapolis | 576 |

| POINTS ALLOWED PER GAME AT HOME SINCE 2002 | | |
|--|---------------|----------------|
| Rank | Team | Points Allowed |
| 1 | Baltimore | 15.6 |
| 2 | New England | 16.5 |
| 3 | Pittsburgh | 17.0 |
| 4 | New York Jets | 17.9 |
| 5 | Green Bay | 18.4 |

| POINTS SCORED PER GAME AT HOME SINCE 2002 | | |
|---|--------------|---------------|
| Rank | Team | Points Scored |
| 1 | San Diego | 27.8 |
| 2 | New England | 26.7 |
| 3 | Green Bay | 26.6 |
| 4 | Indianapolis | 26.2 |
| 5 | New Orleans | 25.3 |



PATRIOTS FOOTBALL NETWORK

The **Patriots Football Network** (PFN) is the full portfolio of media offerings from the three-time Super Bowl Champion New England Patriots. PFN provides Patriots content produced both in-house and with media partners spanning print, television, radio and the Internet.

PATRIOTS ALL ACCESS

T Emmy-Award winning Patriots All Access airs weekly throughout the season on WBZ, Channel 4 in Boston and regional affiliates. Patriots All Access features exclusive, behind-the-scenes access and in-depth weekly features on Patriots players and personnel. Hosted by WBZ's Steve Burton, the show features weekly sit-downs with Coach Bill Belichick, including the popular "Belestrator" segment where the coach breaks down upcoming opponents. Fridays at 7:00 p.m. and Sundays at 9:00 a.m. on **TV 38 in Boston; WNAC-TV in Providence**; Saturdays at 12:05 a.m. on **WMUR-TV in Manchester, N.H.** Saturdays at 5:00 a.m. on **WMTW-TV in Portland, Maine**; Saturdays at 5:00 p.m. on **WCTX-TV in Hartford, Conn.** Saturdays at 7:00 p.m. on **WFXQ-TV in Springfield, Mass.**; Sundays at 11:00 a.m. on **WVII-TV in Bangor, Maine**



TOTALLY PATRIOTS



Totally Patriots is a unique, one of a kind Patriots show aimed for the next generation of Patriots fans. This weekly, youth oriented football show allows school aged fans unprecedented access to their favorite players, enabling them to ask questions in a relaxed, informal setting.

PATRIOTS TODAY AND PATRIOTS THIS WEEK

PATRIOTS TODAY: Available daily at Patriots.com and on Verizon Fios on Demand, as well as on Verizon wireless' VCAST.

PATRIOTS THIS WEEK: Saturdays 10:30 p.m. on Comcast Sports Net.

Patriots Today gives fans a daily, in-depth look at the club that is unmatched by any other outlet. The show is hosted by Lyndsay Petruncy with daily reports from Brian Lowe and twice-weekly analysis from PFW's Paul Perillo. This daily Webcast is dedicated exclusively to the Patriots and provides daily features, reports and commentary that will satisfy every fan's daily Patriots fix. Every Saturday (TBA) on Comcast Sports Net, Lyndsay Petruncy will bring you *Patriots This Week*, providing a thorough recap of each week's developments.

PATRIOTS.COM NEWS

Patriots.com features daily updates and exclusive content from the writers of *Patriots Football Weekly*, offering everything from breaking news to player features and the popular "Ask PFW" postings.

VIDEO

The first professional sports team website to offer streaming video provides Patriots fans with a variety of exclusive video content. Visitors can choose their channel and watch exclusive video from news to cheerleaders. Patriots.com also features video of every Patriots press conference, including postgame press conferences and Coach Belichick's weekday media updates.

AUDIO

Patriots Web Radio programming is available exclusively on Patriots.com beginning at noon each day, Monday through Friday. Kicking off the programming lineup is PFW In Progress, a daily online program that features candid commentary from the writers of *Patriots Football Weekly*. Following PFW In Progress is Patriots Playbook, hosted by John Rooke, featuring items from around the NFL. Stay tuned for the debut of new shows during the 2009 season. Patriots.com also offers streaming audio of every Patriots press conference, as well as archives of Patriots.com Radio shows. Patriots.com provides podcasts of Patriots.com radio offerings as well as exclusive content.

PATRIOTS MONDAY ON WEEI

WEEI Sports Radio broadcasts Patriots Monday each week, offering fans unique insight and analysis from Coach Belichick and Tom Brady in addition to other Patriots players. WEEI will broadcast Patriots Monday live from Gillette Stadium each Monday, kicking off with Dennis & Callahan at 6:00 a.m.

PATRIOTS FRIDAY ON WEEI

WEEI Sports Radio broadcasts Patriots Friday each week, offering fans a look ahead at the weekend's game, match ups and rivalries. Various Patriots players will be featured on air. WEEI will broadcast Patriots Fridays each week throughout the season, kicking off with Dennis & Callahan at 6:00 a.m., followed by Mutt and Merloni at 10:00 a.m. and The Big Show with Glenn Ordway and Michael Holley from 2:00 to 6:00 p.m.

98.5 THE SPORTS HUB PATRIOTS RADIO NETWORK

A new era in Patriots Radio history began in 2009, with the move of the game broadcasts to 98.5 FM, Boston's Sports Hub. The transition to Boston's new all-sports radio station insures that Patriots fans will continue to hear every kick, block and tackle in stereo, and without static, in crystal-clear FM quality. Fans all over New England will be able to listen in to any of 36 stations on the Safety Insurance 98.5 The Sports Hub Patriots Radio Network, starting with Patriots Preview three hours before kickoff, and capped off with Patriots Postgame for three hours after the final gun.



FLAGSHIP STATION 98.5 FM Boston's Sports Hub

MASSACHUSETTS

| | | |
|------|-------------|----------|
| WAQY | Springfield | 102.1 FM |
| WBEC | Pittsfield | 1420 AM |
| WPKZ | Fitchburg | 1280 AM |
| WNAW | N. Adams | 1230 AM |
| WBSM | New Bedford | 1420 AM |
| WPVQ | Greenfield | 95.3 FM |
| WSAR | Fall River | 1480 AM |
| WWFX | Worcester | 100.1 FM |
| WXTK | Hyannis | 95.1 FM |

MAINE

| | | |
|------|--------------|----------|
| WEBB | Augusta | 98.5 FM |
| WWMJ | Bangor | 95.7 FM |
| WBLM | Portland | 102.9 FM |
| WEGP | Presque Isle | 1390 AM |

CONNECTICUT

| | | |
|------|------------|----------|
| WCCC | Hartford | 106.9 FM |
| WMOS | New London | 102.3 FM |
| WINY | Putnam | 1350 AM |
| WGCH | Greenwich | 1490 AM |

NEW HAMPSHIRE

| | | |
|------|------------|----------|
| WTPL | Concord | 107.7 FM |
| WSAK | Hampton | 102.1 FM |
| WHQV | Laconia | 104.9 FM |
| WKNE | Keene | 99.1 FM |
| WSHK | Portsmouth | 105.3 FM |
| WGHM | Nashua | 1590 AM |
| WPKQ | N. Conway | 103.7 FM |
| WGAM | Manchester | 1250 AM |

RHODE ISLAND

| | | |
|------|------------|---------|
| WPRO | Providence | 630 AM |
| WEAN | Providence | 99.7 FM |

NEW YORK

| | | |
|------|----------|--------|
| WCKL | Catskill | 560 AM |
|------|----------|--------|

VERMONT

| | | |
|------|--------------|----------|
| WBTN | Bennington | 1370 AM |
| WORK | Barre | 107.1 FM |
| WKVT | Brattleboro | 92.7 FM |
| WCPV | Burlington | 101.3 FM |
| WEXP | Rutland | 101.5 FM |
| WMOO | Derby Center | 92.1 FM |
| WSTJ | St Johnsbury | 1340 AM |
| WMXR | Woodstock | 93.9 FM |



2011 OFFENSIVE STATISTICS

WON 11, LOST 3

| | |
|---------------|------------------|
| 09/12 W 38-24 | at Miami |
| 09/18 W 35-21 | San Diego |
| 09/25 L 31-34 | at Buffalo |
| 10/02 W 31-19 | at Oakland |
| 10/09 W 30-21 | New York Jets |
| 10/16 W 20-16 | Dallas |
| 10/30 L 17-25 | at Pittsburgh |
| 11/06 L 20-24 | New York Giants |
| 11/13 W 37-16 | at New York Jets |
| 11/21 W 34- 3 | Kansas City |
| 11/27 W 38-20 | at Philadelphia |
| 12/04 W 31-24 | Indianapolis |
| 12/11 W 34-27 | at Washington |
| 12/18 W 41-23 | at Denver |
| 12/24 | Miami |
| 01/01 | Buffalo |

N.E. Opp.

| | | |
|--------------------|---------|---------|
| TOTAL FIRST DOWNS | 345 | 324 |
| Rushing | 88 | 89 |
| Passing | 229 | 216 |
| Penalty | 28 | 19 |
| 3rd Down: Made/Att | 75/165 | 81/182 |
| 3rd Down Pct. | 45.5 | 44.5 |
| 4th Down: Made/Att | 6/10 | 6/16 |
| 4th Down Pct. | 60.0 | 37.5 |
| POSSESSION AVG. | 28:35 | 31:25 |
| TOTAL NET YARDS | 5968 | 5801 |
| Avg. Per Game | 426.3 | 414.4 |
| Total Plays | 932 | 931 |
| Avg. Per Play | 6.4 | 6.2 |
| NET YARDS RUSHING | 1507 | 1647 |
| Avg. Per Game | 107.6 | 117.6 |
| Total Rushes | 378 | 357 |
| NET YARDS PASSING | 4461 | 4154 |
| Avg. Per Game | 318.6 | 296.7 |
| Sacked/Yards Lost | 24/132 | 33/235 |
| Gross Yards | 4593 | 4389 |
| Att./Completions | 530/351 | 541/341 |
| Completion Pct. | 66.2 | 63.0 |
| Had Intercepted | 11 | 18 |
| PUNTS/AVERAGE | 49/45.7 | 58/45.9 |
| NET PUNTING AVG. | 49/40.6 | 58/38.8 |
| PENALTIES/YARDS | 78/688 | 104/823 |
| FUMBLES/BALL LOST | 10/5 | 16/10 |
| TOUCHDOWNS | 52 | 34 |
| Rushing | 14 | 12 |
| Passing | 35 | 21 |
| Returns | 3 | 1 |

| | | | | | | |
|--------------------|----|-----|-----|-----|----|-----|
| * SCORE BY PERIODS | Q1 | Q2 | Q3 | Q4 | OT | PTS |
| TEAM | 82 | 134 | 110 | 111 | 0 | 437 |
| OPPONENTS | 63 | 69 | 50 | 115 | 0 | 297 |

| | | | | | |
|---------------|-------------|-------|----|---|-------------------|
| * SCORING | TD-Ru-Pa-Rt | K-PAT | FG | S | PTS |
| Gostkowski | 0 | 0 | 0 | 0 | 51/51 24/28 0 123 |
| R. Gronkowski | 16 | 1 | 15 | 0 | 0 96 |
| Green-Ellis | 9 | 9 | 0 | 0 | 0 54 |
| Welker | 9 | 0 | 9 | 0 | 0 54 |
| Hernandez | 6 | 0 | 6 | 0 | 0 36 |
| Branch | 4 | 0 | 4 | 0 | 0 24 |
| Woodhead | 1 | 1 | 0 | 0 | 0 8 |
| Brady | 1 | 1 | 0 | 0 | 0 6 |
| Edelman | 1 | 0 | 0 | 1 | 0 6 |
| Ninkovich | 1 | 0 | 0 | 1 | 0 6 |
| Ochocinco | 1 | 0 | 1 | 0 | 0 6 |
| Ridley | 1 | 1 | 0 | 0 | 0 6 |
| Vereen | 1 | 1 | 0 | 0 | 0 6 |
| Wilfork | 1 | 0 | 0 | 1 | 0 6 |
| TEAM | 52 | 14 | 35 | 3 | 51/51 24/28 0 437 |
| OPPONENTS | 34 | 12 | 21 | 1 | 32/32 19/21 2 297 |

2-Pt Conv: Woodhead, TM 1-1, OPP 0-2

SACKS: A. Carter 10, Anderson 9,
Ninkovich 5.5, Love 2.5, Wilfork 2.5,
Chung 1, Deaderick 1, Pryor 0.5, Warren 0.5,
Wright 0.5, TM 33, OPP 24
FUM/LOST: Brady 5/2, Edelman 2/1,
Hernandez 1/1, Slater 1/1, Welker 1/0

| | | | | | |
|---------------|-----|------|------|------|----|
| * RUSHING | No. | Yds | Avg | Long | TD |
| Green-Ellis | 171 | 635 | 3.7 | 18 | 9 |
| Woodhead | 72 | 326 | 4.5 | 12 | 1 |
| Ridley | 59 | 296 | 5.0 | 33t | 1 |
| Brady | 34 | 92 | 2.7 | 13 | 1 |
| Faulk | 17 | 57 | 3.4 | 9 | 0 |
| Vereen | 15 | 57 | 3.8 | 19 | 1 |
| Welker | 3 | 23 | 7.7 | 19 | 0 |
| Hernandez | 2 | 18 | 9.0 | 16 | 0 |
| Edelman | 3 | 2 | 0.7 | 5 | 0 |
| R. Gronkowski | 1 | 2 | 2.0 | 2t | 1 |
| Hoyer | 1 | -1 | -1.0 | -1 | 0 |
| TEAM | 378 | 1507 | 4.0 | 33t | 14 |
| OPPONENTS | 357 | 1647 | 4.6 | 41 | 12 |

| | | | | | |
|---------------|-----|------|------|------|----|
| * RECEIVING | No. | Yds | Avg | Long | TD |
| Welker | 104 | 1380 | 13.3 | 99t | 9 |
| R. Gronkowski | 75 | 1141 | 15.2 | 52t | 15 |
| Hernandez | 68 | 736 | 10.8 | 46 | 6 |
| Branch | 48 | 665 | 13.9 | 63 | 4 |
| Woodhead | 16 | 147 | 9.2 | 16 | 0 |
| Ochocinco | 14 | 261 | 18.6 | 53 | 1 |
| Green-Ellis | 8 | 106 | 13.3 | 25 | 0 |
| Faulk | 7 | 34 | 4.9 | 18 | 0 |
| Edelman | 4 | 34 | 8.5 | 11 | 0 |
| Underwood | 3 | 30 | 10.0 | 13 | 0 |
| Ridley | 3 | 13 | 4.3 | 8 | 0 |
| Slater | 1 | 46 | 46.0 | 46 | 0 |
| TEAM | 351 | 4593 | 13.1 | 99t | 35 |
| OPPONENTS | 341 | 4389 | 12.9 | 58 | 21 |

| | | | | | |
|-----------------|-----|-----|------|------|----|
| * INTERCEPTIONS | No. | Yds | Avg | Long | TD |
| Arrington | 7 | 92 | 13.1 | 28 | 0 |
| Wilfork | 2 | 47 | 23.5 | 28 | 0 |
| Ninkovich | 2 | 30 | 15.0 | 18 | 1 |
| Mayo | 2 | 4 | 2.0 | 2 | 0 |
| Molden | 1 | 27 | 27.0 | 27 | 0 |
| Guyton | 1 | 17 | 17.0 | 17 | 0 |
| Brown | 1 | 2 | 2.0 | 2 | 0 |
| Adams | 1 | 0 | 0.0 | 0 | 0 |
| Chung | 1 | 0 | 0.0 | 0 | 0 |
| TEAM | 18 | 219 | 12.2 | 28 | 1 |
| OPPONENTS | 11 | 153 | 13.9 | 42 | 1 |

| | | | | | | | | |
|-----------|-----|------|------|------|----|----|----|---|
| * PUNTING | No. | Yds | Avg | Net | TB | In | Lg | B |
| Mesko | 49 | 2237 | 45.7 | 40.6 | 3 | 19 | 61 | 0 |
| TEAM | 49 | 2237 | 45.7 | 40.6 | 3 | 19 | 61 | 0 |
| OPPONENTS | 58 | 2662 | 45.9 | 38.8 | 2 | 22 | 64 | 0 |

| | | | | | | |
|----------------|-----|----|-----|------|------|----|
| * PUNT RETURNS | Ret | FC | Yds | Avg | Long | TD |
| Edelman | 26 | 6 | 292 | 11.2 | 72t | 1 |
| Welker | 8 | 5 | 82 | 10.3 | 25 | 0 |
| TEAM | 34 | 11 | 374 | 11.0 | 72t | 1 |
| OPPONENTS | 23 | 15 | 190 | 8.3 | 26 | 0 |

| | | | | | |
|-------------------|-----|------|------|------|----|
| * KICKOFF RETURNS | No. | Yds | Avg | Long | TD |
| Woodhead | 14 | 291 | 20.8 | 34 | 0 |
| Edelman | 12 | 284 | 23.7 | 37 | 0 |
| Ridley | 7 | 152 | 21.7 | 32 | 0 |
| Slater | 3 | 54 | 18.0 | 22 | 0 |
| R. Gronkowski | 1 | 11 | 11.0 | 11 | 0 |
| McCourty | 1 | 24 | 24.0 | 24 | 0 |
| Ninkovich | 1 | 10 | 10.0 | 10 | 0 |
| TEAM | 39 | 826 | 21.2 | 37 | 0 |
| OPPONENTS | 55 | 1179 | 21.4 | 88 | 0 |

| | | | | | |
|--|------|-------|-------|-------|-----|
| * FIELD GOALS | 1-19 | 20-29 | 30-39 | 40-49 | 50+ |
| Gostkowski | 1/ 1 | 11/12 | 5/ 6 | 6/ 8 | 1/1 |
| TEAM | 1/ 1 | 11/12 | 5/ 6 | 6/ 8 | 1/1 |
| OPPONENTS | 0/ 0 | 14/15 | 2/ 2 | 3/ 4 | 0/0 |
| Gostkowski: (48N,20G) (22G,47G) (23G) (44G) (44G, | | | | | |
| 24G,28G) (31G,26G) (46G,42N) (27N,32G,45G) (50G,36G, | | | | | |
| 27G) (21G,19G) (39N,45G) (39G) (23G,24G) (21G,34G) | | | | | |
| OPP: (20G) () (42G,28G) (28G,26G) () (48G,22G,26G) | | | | | |
| (33G,21G,23G,44N) (22G) (24N) (26G) (43G,22G) (31G) | | | | | |
| (24G,25G) (26G) | | | | | |

| | | | | | | | | | | | | |
|-----------|-----|-----|------|------|---------|----|-----|-----|------|------|-----------|--------|
| * PASSING | Att | Cmp | Yds | Cmp% | Yds/Att | TD | TD% | Int | Int% | Long | Sack/Lost | Rating |
| Brady | 530 | 351 | 4593 | 66.2 | 8.67 | 35 | 6.6 | 11 | 2.1 | 99t | 24/ 132 | 106.7 |
| TEAM | 530 | 351 | 4593 | 66.2 | 8.67 | 35 | 6.6 | 11 | 2.1 | 99t | 24/ 132 | 106.7 |
| OPPONENTS | 541 | 341 | 4389 | 63.0 | 8.11 | 21 | 3.9 | 18 | 3.3 | 58 | 33/ 235 | 87.5 |



2011 DEFENSIVE STATISTICS

Tackle Statistics based on Coaches Film Review

| PLAYER | TACKLES | | | SACKS | | | INTERCEPTIONS | | | | FUMBLES | | | | SP. TEAMS | | | | |
|-----------------------|---------|-----|-----|-------|-------|----|---------------|-----|----|----|---------|-----|-----|----|-----------|----|----|----|----|
| Name | TT | UT | A | S/ | Yds | QH | Int/ | Yds | TD | PD | FF | FR/ | Yds | TD | TT | UT | A | FF | FR |
| Jerod Mayo | 83 | 54 | 29 | 0.0 | 0.0 | 4 | 2 | 4 | 0 | 3 | 1 | 0 | 0 | 0 | 0 | 0 | 0 | 0 | 0 |
| Devin McCourty | 78 | 61 | 17 | 0.0 | 0.0 | 0 | 0 | 0 | 0 | 7 | 0 | 0 | 0 | 0 | 5 | 3 | 2 | 0 | 0 |
| Kyle Arrington | 74 | 49 | 25 | 0.0 | 0.0 | 0 | 7 | 92 | 0 | 12 | 0 | 1 | 0 | 0 | 9 | 6 | 3 | 0 | 0 |
| Vince Wilfork | 68 | 40 | 28 | 2.5 | 17.0 | 7 | 2 | 47 | 0 | 3 | 1 | 1 | 0 | 1 | 0 | 0 | 0 | 0 | 0 |
| James Ihedigbo | 63 | 44 | 19 | 0.0 | 0.0 | 0 | 0 | 0 | 0 | 1 | 0 | 0 | 0 | 0 | 4 | 2 | 2 | 0 | 0 |
| Patrick Chung | 60 | 38 | 22 | 1.0 | 3.0 | 1 | 1 | 0 | 0 | 4 | 0 | 0 | 0 | 0 | 2 | 1 | 1 | 0 | 0 |
| Andre Carter | 59 | 37 | 22 | 10.0 | 70.0 | 22 | 0 | 0 | 0 | 1 | 2 | 0 | 0 | 0 | 0 | 0 | 0 | 0 | 0 |
| Rob Ninkovich | 56 | 43 | 13 | 5.5 | 48.0 | 9 | 2 | 30 | 1 | 4 | 0 | 2 | 0 | 0 | 0 | 0 | 0 | 0 | 1 |
| Kyle Love | 51 | 28 | 23 | 2.5 | 14.5 | 5 | 0 | 0 | 0 | 0 | 0 | 1 | 0 | 0 | 0 | 0 | 0 | 0 | 0 |
| Brandon Spikes | 48 | 35 | 13 | 0.0 | 0.0 | 1 | 0 | 0 | 0 | 1 | 0 | 0 | 0 | 0 | 0 | 0 | 0 | 0 | 0 |
| Gary Guyton | 46 | 33 | 13 | 0.0 | 0.0 | 0 | 1 | 17 | 0 | 1 | 0 | 0 | 0 | 0 | 0 | 0 | 0 | 0 | 0 |
| Sergio Brown | 29 | 26 | 3 | 0.0 | 0.0 | 0 | 1 | 2 | 0 | 1 | 0 | 0 | 0 | 0 | 7 | 4 | 3 | 0 | 0 |
| Mark Anderson | 28 | 20 | 8 | 9.0 | 67.0 | 11 | 0 | 0 | 0 | 1 | 2 | 1 | 0 | 0 | 0 | 0 | 0 | 0 | 0 |
| Tracy White | 25 | 19 | 6 | 0.0 | 0.0 | 0 | 0 | 0 | 0 | 1 | 0 | 0 | 0 | 0 | 14 | 11 | 3 | 0 | 0 |
| Antwaun Molden | 22 | 16 | 6 | 0.0 | 0.0 | 0 | 1 | 27 | 0 | 2 | 0 | 0 | 0 | 0 | 10 | 7 | 3 | 0 | 0 |
| Dane Fletcher | 22 | 15 | 7 | 0.0 | 0.0 | 5 | 0 | 0 | 0 | 0 | 0 | 0 | 0 | 0 | 4 | 4 | 0 | 0 | 1 |
| Brandon Deaderick | 17 | 10 | 7 | 1.0 | 3.0 | 1 | 0 | 0 | 0 | 0 | 0 | 0 | 0 | 0 | 0 | 0 | 0 | 0 | 0 |
| Leigh Bodden | 16 | 14 | 2 | 0.0 | 0.0 | 0 | 0 | 0 | 0 | 4 | 0 | 0 | 0 | 0 | 0 | 0 | 0 | 0 | 0 |
| Gerard Warren | 15 | 8 | 7 | 0.5 | 3.5 | 3 | 0 | 0 | 0 | 0 | 0 | 1 | 0 | 0 | 0 | 0 | 0 | 0 | 0 |
| Josh Barrett | 14 | 9 | 5 | 0.0 | 0.0 | 0 | 0 | 0 | 0 | 0 | 0 | 0 | 0 | 0 | 3 | 3 | 0 | 0 | 0 |
| Shaun Ellis | 13 | 6 | 7 | 0.0 | 0.0 | 1 | 0 | 0 | 0 | 0 | 0 | 0 | 0 | 0 | 0 | 0 | 0 | 0 | 0 |
| Nate Jones | 12 | 9 | 3 | 0.0 | 0.0 | 0 | 0 | 0 | 0 | 1 | 0 | 0 | 0 | 0 | 0 | 0 | 0 | 0 | 0 |
| Matthew Slater | 10 | 8 | 2 | 0.0 | 0.0 | 0 | 0 | 0 | 0 | 0 | 1 | 0 | 0 | 0 | 17 | 13 | 4 | 0 | 0 |
| Julian Edelman | 9 | 6 | 3 | 0.0 | 0.0 | 0 | 0 | 0 | 0 | 0 | 0 | 0 | 0 | 0 | 5 | 5 | 0 | 0 | 0 |
| Phillip Adams | 8 | 8 | 0 | 0.0 | 0.0 | 1 | 1 | 0 | 0 | 1 | 0 | 0 | 0 | 0 | 0 | 0 | 0 | 0 | 0 |
| Niko Koutouvides | 8 | 6 | 2 | 0.0 | 0.0 | 0 | 0 | 0 | 0 | 0 | 0 | 0 | 0 | 0 | 8 | 6 | 2 | 0 | 1 |
| Albert Haynesworth | 6 | 3 | 3 | 0.0 | 0.0 | 2 | 0 | 0 | 0 | 0 | 0 | 0 | 0 | 0 | 0 | 0 | 0 | 0 | 0 |
| Sterling Moore | 6 | 6 | 0 | 0.0 | 0.0 | 0 | 0 | 0 | 0 | 0 | 0 | 0 | 0 | 0 | 0 | 0 | 0 | 0 | 0 |
| Jeff Tarpinian | 4 | 4 | 0 | 0.0 | 0.0 | 0 | 0 | 0 | 0 | 0 | 0 | 0 | 0 | 0 | 8 | 5 | 3 | 0 | 0 |
| Myron Pryor | 3 | 2 | 1 | 0.5 | 4.5 | 3 | 0 | 0 | 0 | 0 | 0 | 0 | 0 | 0 | 0 | 0 | 0 | 0 | 0 |
| Ras-I Dowling | 3 | 2 | 1 | 0.0 | 0.0 | 0 | 0 | 0 | 0 | 0 | 0 | 0 | 0 | 0 | 0 | 0 | 0 | 0 | 0 |
| Ron Brace | 3 | 1 | 2 | 0.0 | 0.0 | 0 | 0 | 0 | 0 | 0 | 1 | 0 | 0 | 0 | 0 | 0 | 0 | 0 | 0 |
| A.J. Edds | 2 | 1 | 1 | 0.0 | 0.0 | 0 | 0 | 0 | 0 | 0 | 0 | 0 | 0 | 0 | 0 | 0 | 0 | 0 | 0 |
| Mike Wright | 1 | 0 | 1 | 0.5 | 4.0 | 1 | 0 | 0 | 0 | 0 | 0 | 0 | 0 | 0 | 0 | 0 | 0 | 0 | 0 |
| Jermaine Cunningham | 1 | 0 | 1 | 0.0 | 0.0 | 0 | 0 | 0 | 0 | 0 | 0 | 0 | 0 | 0 | 0 | 0 | 0 | 0 | 0 |
| Stephen Gostkowski | 0 | 0 | 0 | 0.0 | 0.0 | 0 | 0 | 0 | 0 | 0 | 0 | 0 | 0 | 0 | 4 | 2 | 2 | 0 | 0 |
| Zoltan Mesko | 0 | 0 | 0 | 0.0 | 0.0 | 0 | 0 | 0 | 0 | 0 | 0 | 0 | 0 | 0 | 1 | 0 | 1 | 0 | 0 |
| Danny Woodhead | 0 | 0 | 0 | 0.0 | 0.0 | 0 | 0 | 0 | 0 | 0 | 0 | 0 | 0 | 0 | 4 | 2 | 2 | 0 | 0 |
| Ross Ventrone | 0 | 0 | 0 | 0.0 | 0.0 | 0 | 0 | 0 | 0 | 0 | 0 | 0 | 0 | 0 | 2 | 1 | 1 | 0 | 0 |
| Shane Vereen | 0 | 0 | 0 | 0.0 | 0.0 | 0 | 0 | 0 | 0 | 0 | 0 | 0 | 0 | 0 | 1 | 0 | 1 | 0 | 0 |
| BenJarvus Green-Ellis | 0 | 0 | 0 | 0.0 | 0.0 | 0 | 0 | 0 | 0 | 0 | 0 | 0 | 0 | 0 | 2 | 2 | 0 | 0 | 0 |
| Danny Aiken | 0 | 0 | 0 | 0.0 | 0.0 | 0 | 0 | 0 | 0 | 0 | 0 | 0 | 0 | 0 | 4 | 3 | 1 | 0 | 0 |
| | 963 | 661 | 302 | 33.0 | 234.5 | 77 | 18 | 219 | 1 | 48 | 8 | 7 | 0 | 1 | 114 | 80 | 34 | 0 | 2 |

| FUMBLES - LOST (10-5) | | | | |
|-----------------------|------|-----|------|---|
| No. | Lost | Rec | O.B. | |
| Tom Brady | 5 | 2 | 2 | 0 |
| Julian Edelman | 2 | 1 | 1 | 0 |
| Aaron Hernandez | 1 | 1 | 0 | 0 |
| Matthew Slater | 1 | 1 | 0 | 0 |
| Wes Welker | 1 | 0 | 0 | 0 |
| Antwaun Molden | 0 | 0 | 1 | 0 |
| | 10 | 5 | 4 | 0 |
| MISC. OFFENSIVE STATS | | | | |
| Tkl | Ast | FF | FR | |
| Deion Branch | 2 | 0 | 0 | 0 |
| BenJarvus Green-Ellis | 1 | 0 | 0 | 0 |
| Rob Gronkowski | 2 | 0 | 0 | 0 |
| Matt Light | 1 | 1 | 0 | 0 |
| Nate Solder | 1 | 0 | 0 | 0 |
| Sebastian Vollmer | 1 | 0 | 0 | 0 |
| Wes Welker | 0 | 1 | 0 | 0 |
| Danny Woodhead | 2 | 0 | 0 | 0 |
| Tiquan Underwood | 1 | 0 | 0 | 0 |
| | 11 | 2 | 0 | 0 |

| KEY | |
|-----------------------|--------------------------------------|
| TT-Total Tackles | Int/Yds-Interceptions/Yards Returned |
| UT-Unassisted Tackles | PD-Passes Defensed |
| A-Assisted Tackles | FF-Forced Fumbles |

| BLOCKED KICKS | | |
|---------------|----|---|
| XP | FG | P |
| | | |
| Totals | | |



2011 New England Patriots Roster

AS OF DECEMBER 20, 2011

ALPHABETICAL ROSTER

| # | NAME | POS | HT | WT | BORN | YR | COLLEGE | H.S. HOMETOWN |
|----|------------------------|-----|------|-----|------------|----|------------------------|--------------------------|
| 48 | Aiken, Danny | LS | 6-4 | 252 | 8/28/1988 | R | Virginia | Roanoke, Va. |
| 95 | Anderson, Mark | DE | 6-4 | 255 | 5/26/1983 | 6 | Alabama | Tulsa, Okla. |
| 24 | Arrington, Kyle | CB | 5-10 | 196 | 8/12/1986 | 3 | Hofstra | Accokeek, Md. |
| 97 | Brace, Ron | DL | 6-3 | 330 | 12/18/1986 | 3 | Boston College | Worcester, Mass. |
| 12 | Brady, Tom | QB | 6-4 | 225 | 8/3/1977 | 12 | Michigan | San Mateo, Calif. |
| 84 | Branch, Deion | WR | 5-9 | 195 | 7/18/1979 | 10 | Louisville | Albany, Ga. |
| 31 | Brown, Sergio | S | 6-2 | 210 | 5/22/1988 | 2 | Notre Dame | Maywood, Ill. |
| 61 | Cannon, Marcus | OL | 6-5 | 358 | 5/6/1988 | R | Texas Christian | Odessa, Texas |
| 93 | Carter, Andre | DE | 6-4 | 255 | 5/12/1979 | 11 | California | San Jose, Calif. |
| 25 | Chung, Patrick | S | 5-11 | 212 | 8/19/1987 | 3 | Oregon | Rancho Cucamonga, Calif. |
| 63 | Connolly, Dan | OL | 6-4 | 313 | 9/2/1982 | 6 | Southeast Missouri St. | St. Louis, Mo. |
| 71 | Deaderick, Brandon | DL | 6-4 | 305 | 8/19/1987 | 2 | Alabama | Elizabethtown, Ky. |
| 11 | Edelman, Julian | WR | 5-10 | 198 | 5/22/1986 | 3 | Kent State | Redwood City, Calif. |
| 94 | Ellis, Shaun | DE | 6-5 | 290 | 6/24/1977 | 12 | Tennessee | Anderson, S.C. |
| 33 | Faulk, Kevin | RB | 5-8 | 202 | 6/5/1976 | 13 | Louisiana State | Carencro, La. |
| 52 | Fletcher, Dane | LB | 6-2 | 244 | 9/14/1986 | 2 | Montana State | Bozeman, Montana |
| 3 | Gostkowski, Stephen | K | 6-1 | 215 | 1/28/1984 | 6 | Memphis | Madison, Miss. |
| 42 | Green-Ellis, BenJarvus | RB | 5-11 | 215 | 7/2/1985 | 4 | Mississippi | New Orleans, La. |
| 87 | Gronkowski, Rob | TE | 6-6 | 265 | 5/14/1989 | 2 | Arizona | Pittsburgh, Pa. |
| 59 | Guyton, Gary | LB | 6-3 | 245 | 11/14/1985 | 4 | Georgia Tech | Hinesville, Ga. |
| 81 | Hernandez, Aaron | TE | 6-1 | 245 | 11/6/1989 | 2 | Florida | Bristol, Conn. |
| 8 | Hoyer, Brian | QB | 6-2 | 215 | 10/13/1985 | 3 | Michigan State | North Olmsted, Ohio |
| 44 | Ihedigbo, James | S | 6-1 | 215 | 12/3/1983 | 5 | Massachusetts | Northampton, Mass. |
| 23 | Jones, Nate | DB | 5-10 | 185 | 6/15/1982 | 8 | Rutgers | Scotch Plains, N.J. |
| 90 | Koutouvides, Niko | LB | 6-2 | 238 | 3/25/1981 | 8 | Purdue | New Britain, Conn. |
| 72 | Light, Matt | T | 6-4 | 305 | 6/23/1978 | 11 | Purdue | Greenville, Ohio |
| 74 | Love, Kyle | DL | 6-1 | 310 | 11/18/1986 | 2 | Mississippi State | Fairburn, Ga. |
| 15 | Mallett, Ryan | QB | 6-6 | 238 | 6/5/1988 | R | Arkansas | Texarkana, Texas |
| 70 | Mankins, Logan | G | 6-4 | 310 | 3/10/1982 | 7 | Fresno State | Catheys Valley, Calif. |
| 51 | Mayo, Jerod | LB | 6-1 | 245 | 2/23/1986 | 4 | Tennessee | Hampton, Va. |
| 32 | McCourty, Devin | CB | 5-10 | 193 | 8/13/1987 | 2 | Rutgers | Montvale, N.J. |
| 65 | McDonald, Nick | OL | 6-4 | 316 | 6/27/1987 | 2 | Grand Valley State | Sterling Heights, Mich. |
| 14 | Mesko, Zoltan | P | 6-5 | 231 | 3/16/1986 | 2 | Michigan | Twinsburg, Ohio |
| 27 | Molden, Antwaun | CB | 6-1 | 198 | 1/23/1985 | 4 | Eastern Kentucky | Cleveland, Ohio |
| 92 | Moore, Eric | DL | 6-4 | 268 | 2/28/1981 | 6 | Florida State | Pahokee, Fla. |
| 50 | Ninkovich, Rob | LB | 6-2 | 255 | 2/1/1984 | 6 | Purdue | Blue Island, Ill. |
| 85 | Ochocinco, Chad | WR | 6-1 | 192 | 1/9/1978 | 11 | Oregon State | Miami, Fla. |
| 22 | Ridley, Stevan | RB | 5-11 | 225 | 1/27/1989 | R | Louisiana State | Natchez, Miss. |
| 18 | Slater, Matthew | WR | 6-0 | 200 | 9/9/1985 | 4 | UCLA | Anaheim, Calif. |
| 77 | Solder, Nate | T | 6-8 | 319 | 4/12/1988 | R | Colorado | Buena Vista, Colo. |
| 55 | Spikes, Brandon | LB | 6-2 | 250 | 9/3/1987 | 2 | Florida | Shelby, N.C. |
| 64 | Thomas, Donald | OL | 6-4 | 310 | 9/25/1985 | 4 | Connecticut | New Haven, Conn. |
| 10 | Underwood, Tiquan | WR | 6-1 | 183 | 2/17/1987 | 3 | Rutgers | New Brunswick, N.J. |
| 35 | Ventrone, Ross | S | 5-8 | 190 | 8/27/1986 | 1 | Villanova | Pittsburgh, Pa. |
| 34 | Vereen, Shane | RB | 5-9 | 205 | 5/2/1989 | R | California | Valencia, Calif. |
| 76 | Vollmer, Sebastian | T | 6-8 | 315 | 7/10/1984 | 3 | Houston | Kaarst, Germany |
| 98 | Warren, Gerard | DL | 6-4 | 325 | 7/25/1978 | 10 | Florida | Lake Butler, Fla. |
| 54 | Waters, Brian | G | 6-3 | 320 | 2/18/1877 | 12 | North Texas | Waxahachie, Texas |
| 83 | Welker, Wes | WR | 5-9 | 185 | 5/1/1981 | 8 | Texas Tech | Oklahoma City, Okla. |
| 62 | Wendell, Ryan | C | 6-2 | 290 | 3/4/1986 | 3 | Fresno State | Diamond Bar, Calif. |
| 58 | White, Tracy | LB | 6-0 | 230 | 4/14/1981 | 9 | Howard | St. Stephen, S.C. |
| 75 | Wilfork, Vince | DL | 6-2 | 325 | 11/4/1981 | 8 | Miami (Fla.) | Boynton Beach, Fla. |
| 39 | Woodhead, Danny | RB | 5-8 | 195 | 1/25/1985 | 4 | Chadron State | North Platte, Neb. |

NUMERICAL ROSTER

| # | NAME | POS |
|----|-----------------------|-----|
| 3 | Stephen Gostkowski | K |
| 8 | Brian Hoyer | QB |
| 10 | Tiquan Underwood | WR |
| 11 | Julian Edelman | WR |
| 12 | Tom Brady | QB |
| 14 | Zoltan Mesko | P |
| 15 | Ryan Mallett | QB |
| 18 | Matthew Slater | WR |
| 22 | Stevan Ridley | RB |
| 23 | Nate Jones | DB |
| 24 | Kyle Arrington | CB |
| 25 | Patrick Chung | S |
| 27 | Antwaun Molden | CB |
| 31 | Sergio Brown | S |
| 32 | Devin McCourty | CB |
| 33 | Kevin Faulk | RB |
| 34 | Shane Vereen | RB |
| 35 | Ross Ventrone | S |
| 39 | Danny Woodhead | RB |
| 42 | BenJarvus Green-Ellis | RB |
| 44 | James Ihedigbo | S |
| 48 | Danny Aiken | LS |
| 50 | Rob Ninkovich | LB |
| 51 | Jerod Mayo | LB |
| 52 | Dane Fletcher | LB |
| 54 | Brian Waters | G |
| 55 | Brandon Spikes | LB |
| 58 | Tracy White | LB |
| 59 | Gary Guyton | LB |
| 61 | Marcus Cannon | OL |
| 62 | Ryan Wendell | C |
| 63 | Dan Connolly | OL |
| 64 | Donald Thomas | OL |
| 65 | Nick McDonald | OL |
| 70 | Logan Mankins | G |
| 71 | Brandon Deaderick | DL |
| 72 | Matt Light | T |
| 74 | Kyle Love | DL |
| 75 | Vince Wilfork | DL |
| 76 | Sebastian Vollmer | T |
| 77 | Nate Solder | T |
| 81 | Aaron Hernandez | TE |
| 83 | Wes Welker | WR |
| 84 | Deion Branch | WR |
| 85 | Chad Ochocinco | WR |
| 87 | Rob Gronkowski | TE |
| 90 | Niko Koutouvides | LB |
| 92 | Eric Moore | DL |
| 93 | Andre Carter | DE |
| 94 | Shaun Ellis | DE |
| 95 | Mark Anderson | DE |
| 97 | Ron Brace | DL |
| 98 | Gerard Warren | DL |

PRACTICE SQUAD

| # | NAME | POS | HT | WT | BORN | YR | COLLEGE | H.S. HOMETOWN |
|----|------------------|-----|------|-----|------------|----|--------------------|-----------------------|
| 49 | Carter, Markell | LB | 6-4 | 248 | 12/21/1989 | R | Central Arkansas | Bartlesville, Okla. |
| 80 | Dickerson, Dorin | WR | 6-2 | 227 | 3/31/1988 | 2 | Pittsburgh | Oakdale, Pa. |
| 68 | Kopa, Matt | OL | 6-6 | 303 | 2/25/1987 | 2 | Stanford | Elk Grove, Calif. |
| 45 | Mills, Garrett | TE | 6-1 | 235 | 10/12/1983 | 6 | Tulsa | Tulsa, Okla. |
| 29 | Moore, Sterling | DB | 5-10 | 205 | 2/3/1990 | R | Southern Methodist | Antioch, Calif. |
| 47 | Rivera, Mike | LB | 6-2 | 252 | 1/10/1986 | 1 | Kansas | Shawnee Mission, Kan. |
| 69 | Silvestro, Alex | DE | 6-3 | 267 | 11/15/1988 | R | Rutgers | Gibbstown, N.J. |

PRACTICE SQUAD

| # | NAME | POS |
|----|-----------------|-----|
| 29 | Sterling Moore | DB |
| 45 | Garrett Mills | TE |
| 47 | Mike Rivera | LB |
| 49 | Markell Carter | LB |
| 68 | Matt Kopa | OL |
| 69 | Alex Silvestro | DE |
| 80 | Dorin Dickerson | WR |

RESERVE/INJURED LIST

| # | NAME | POS | HT | WT | BORN | YR | COLLEGE | H.S. HOMETOWN |
|----|----------------------|-----|-----|-----|------------|----|----------------|---------------------|
| 30 | Barrett, Josh | S | 6-2 | 225 | 11/22/1984 | 4 | Arizona State | Reno, Nev. |
| 47 | Cox, Christian | LB | 6-3 | 250 | 12/11/1985 | R | Utah | Bountiful, Utah |
| 96 | Cunningham, Jermaine | LB | 6-3 | 260 | 4/24/1988 | 2 | Florida | Stone Mountain, Ga. |
| 21 | Dowling, Ras-I | CB | 6-1 | 198 | 5/9/1988 | R | Virginia | Chesapeake, Va. |
| 69 | Hix, Kyle | OL | 6-7 | 325 | 9/23/1988 | R | Texas | Aledo, Tex. |
| 67 | Koppen, Dan | C | 6-2 | 296 | 9/12/1979 | 9 | Boston College | Whitehall, Pa. |
| 26 | Lockett, Bret | DB | 6-1 | 220 | 10/7/1986 | 3 | UCLA | Diamond Bar, Calif. |
| 60 | Ohrnberger, Rich | OL | 6-2 | 300 | 2/14/1986 | 3 | Penn. State | East Meadow, N.Y. |
| 91 | Pryor, Myron | DL | 6-1 | 310 | 6/13/1986 | 3 | Kentucky | Louisville, Ky. |
| 53 | Tarpinian, Jeff | LB | 6-3 | 238 | 10/16/1987 | R | Iowa | Omaha, Neb. |
| 99 | Wright, Mike | DL | 6-4 | 295 | 3/1/1982 | 7 | Cincinnati | Cincinnati, Ohio |

RESERVE/INJURED LIST

| # | NAME | POS |
|----|---------------------|-----|
| 21 | Ras-I Dowling | CB |
| 26 | Bret Lockett | DB |
| 30 | Josh Barrett | S |
| 47 | Christian Cox | LB |
| 53 | Jeff Tarpinian | LB |
| 60 | Rich Ohrnberger | OL |
| 67 | Dan Koppen | C |
| 69 | Kyle Hix | OL |
| 91 | Myron Pryor | DL |
| 96 | Jermaine Cunningham | LB |
| 99 | Mike Wright | DL |

RESERVE/MILITARY LIST

| # | NAME | POS | HT | WT | BORN | YR | COLLEGE | H.S. HOMETOWN |
|----|-------------|-----|-----|-----|-----------|----|---------|----------------|
| 15 | White, Shun | WR | 5-8 | 195 | 12/9/1985 | 1 | Navy | Memphis, Tenn. |

RESERVE/MILITARY LIST

| # | NAME | POS |
|----|------------|-----|
| 15 | Shun White | WR |

HEAD COACH: BILL BELICHICK

ASSISTANTS: Josh Boyer, Defensive Backs; Moses Cabrera, Assistant Strength and Conditioning; Ivan Fears, Running Backs; Brian Ferentz, Tight Ends; Brian Flores, Defensive Assistant; George Godsey, Offensive Assistant; Patrick Graham, Linebackers; Pepper Johnson, Defensive Line; Harold Nash, Head Strength and Conditioning; Bill O'Brien, Offensive Coordinator/Quarterbacks; Scott O'Brien, Special Teams; Chad O'Shea, Receivers; Matt Patricia, Safeties; Dante Scarnecchia, Assistant Head Coach/Offensive Line



2011 Numerical Roster

December 20, 2011

| | | | | | | | | |
|----|-----------------------|----|------|-----|----|----|------------------------|------------|
| 3 | Stephen Gostkowski | K | 6-1 | 215 | 27 | 6 | Memphis | D4b-06 |
| 8 | Brian Hoyer | QB | 6-2 | 215 | 26 | 3 | Michigan State | FA-09 |
| 10 | Tiquan Underwood | WR | 6-1 | 183 | 24 | 3 | Rutgers | FA-11 |
| 11 | Julian Edelman | WR | 5-10 | 198 | 25 | 3 | Kent State | D7a-09 |
| 12 | Tom Brady | QB | 6-4 | 225 | 34 | 12 | Michigan | D6b-00 |
| 14 | Zoltan Mesko | P | 6-5 | 231 | 25 | 2 | Michigan | D5-10 |
| 15 | Ryan Mallett | QB | 6-6 | 238 | 23 | R | Arkansas | D3b-11 |
| 18 | Matthew Slater | WR | 6-0 | 200 | 26 | 4 | UCLA | D5-08 |
| 22 | Stevan Ridley | RB | 5-11 | 225 | 22 | R | Louisiana State | D3a-11 |
| 23 | Nate Jones | DB | 5-10 | 185 | 29 | 8 | Rutgers | FA-11 |
| 24 | Kyle Arrington | CB | 5-10 | 196 | 25 | 3 | Hofstra | FA-09 |
| 25 | Patrick Chung | S | 5-11 | 212 | 24 | 3 | Oregon | D2a-09 |
| 27 | Antwaun Molden | CB | 6-1 | 198 | 26 | 4 | Eastern Kentucky | CW(HOU)-11 |
| 31 | Sergio Brown | S | 6-2 | 210 | 23 | 2 | Notre Dame | FA-10 |
| 32 | Devin McCourty | CB | 5-10 | 193 | 24 | 2 | Rutgers | D1-10 |
| 33 | Kevin Faulk | RB | 5-8 | 202 | 35 | 13 | Louisiana State | D2-99 |
| 34 | Shane Vereen | RB | 5-9 | 205 | 22 | R | California | D2b-11 |
| 35 | Ross Ventrone | S | 5-8 | 190 | 25 | 1 | Villanova | FA-10 |
| 39 | Danny Woodhead | RB | 5-8 | 195 | 26 | 4 | Chadron State | FA-10 |
| 42 | BenJarvus Green-Ellis | RB | 5-11 | 215 | 26 | 4 | Mississippi | FA-08 |
| 44 | James Ihedigbo | S | 6-1 | 214 | 28 | 5 | Massachusetts | FA-11 |
| 48 | Danny Aiken | LS | 6-4 | 252 | 23 | R | Virginia | CW(BUF)-11 |
| 50 | Rob Ninkovich | LB | 6-2 | 255 | 27 | 6 | Purdue | FA-09 |
| 51 | Jerod Mayo | LB | 6-1 | 245 | 25 | 4 | Tennessee | D1-08 |
| 52 | Dane Fletcher | LB | 6-2 | 244 | 25 | 2 | Montana State | FA-10 |
| 54 | Brian Waters | G | 6-3 | 320 | 34 | 12 | North Texas | FA-11 |
| 55 | Brandon Spikes | LB | 6-2 | 250 | 24 | 2 | Florida | D2c-10 |
| 58 | Tracy White | LB | 6-0 | 230 | 30 | 9 | Howard | TR(PHI)-10 |
| 59 | Gary Guyton | LB | 6-3 | 245 | 26 | 4 | Georgia Tech | FA-08 |
| 61 | Marcus Cannon | OL | 6-5 | 358 | 23 | R | Texas Christian | D5a-11 |
| 62 | Ryan Wendell | C | 6-2 | 290 | 25 | 3 | Fresno State | FA-08 |
| 63 | Dan Connolly | OL | 6-4 | 313 | 29 | 6 | Southeast Missouri St. | FA(JAX)-08 |
| 64 | Donald Thomas | OL | 6-4 | 310 | 26 | 4 | Connecticut | FA-11 |
| 65 | Nick McDonald | OL | 6-4 | 316 | 24 | 2 | Grand Valley State | FA-11 |
| 70 | Logan Mankins | G | 6-4 | 310 | 29 | 7 | Fresno State | D1-05 |
| 71 | Brandon Deaderick | DL | 6-4 | 305 | 24 | 2 | Alabama | D7b-10 |
| 72 | Matt Light | T | 6-4 | 305 | 33 | 11 | Purdue | D2-01 |
| 74 | Kyle Love | DL | 6-1 | 310 | 25 | 2 | Mississippi State | FA-10 |
| 75 | Vince Wilfork | DL | 6-2 | 325 | 30 | 8 | Miami (Fla.) | D1a-04 |
| 76 | Sebastian Vollmer | T | 6-8 | 315 | 27 | 3 | Houston | D2d-09 |
| 77 | Nate Solder | T | 6-8 | 319 | 23 | R | Colorado | D1-11 |
| 81 | Aaron Hernandez | TE | 6-1 | 245 | 22 | 2 | Florida | D4-10 |
| 83 | Wes Welker | WR | 5-9 | 185 | 30 | 8 | Texas Tech | TR(MIA)-07 |
| 84 | Deion Branch | WR | 5-9 | 195 | 32 | 10 | Louisville | TR(SEA)-10 |
| 85 | Chad Ochocinco | WR | 6-1 | 192 | 33 | 11 | Oregon State | TR(CIN)-11 |
| 87 | Rob Gronkowski | TE | 6-6 | 265 | 22 | 2 | Arizona | D2a-10 |
| 90 | Niko Koutouvides | LB | 6-2 | 238 | 30 | 8 | Purdue | FA-11 |
| 92 | Eric Moore | DL | 6-4 | 268 | 30 | 6 | Florida State | FA-11 |
| 93 | Andre Carter | DE | 6-4 | 255 | 32 | 11 | California | FA-11 |
| 94 | Shaun Ellis | DE | 6-5 | 290 | 34 | 12 | Tennessee | FA-11 |
| 95 | Mark Anderson | DE | 6-4 | 255 | 28 | 6 | Alabama | FA-11 |
| 97 | Ron Brace | DL | 6-3 | 330 | 25 | 3 | Boston College | D2b-09 |
| 98 | Gerard Warren | DL | 6-4 | 325 | 33 | 10 | Florida | FA-11 |

PRACTICE SQUAD

| # | NAME | POS | HT | WT | AGE | YR | COLLEGE | HOW ACQ. |
|----|-----------------|-----|------|-----|-----|----|--------------------|----------|
| 29 | Sterling Moore | DB | 5-10 | 205 | 21 | R | Southern Methodist | FA-11 |
| 45 | Garrett Mills | TE | 6-1 | 235 | 28 | 6 | Tulsa | FA-11 |
| 47 | Mike Rivera | LB | 6-2 | 252 | 25 | 1 | Kansas | FA-11 |
| 49 | Markell Carter | LB | 6-4 | 248 | 21 | R | Central Arkansas | D6-11 |
| 68 | Matt Kopa | OL | 6-6 | 303 | 24 | 2 | Stanford | FA-11 |
| 69 | Alex Silvestro | DE | 6-3 | 267 | 23 | R | Rutgers | FA-11 |
| 80 | Dorin Dickerson | WR | 6-2 | 227 | 23 | 2 | Pittsburgh | FA-11 |

RESERVE/INJURED LIST

| # | NAME | POS | HT | WT | AGE | YR | COLLEGE | INJURY (IR date) |
|----|---------------------|-----|-----|-----|-----|----|----------------|-----------------------|
| 21 | Ras-I Dowling | CB | 6-1 | 198 | 23 | R | Virginia | hip (10/29/11) |
| 26 | Bret Lockett | DB | 6-1 | 220 | 25 | 3 | UCLA | groin (8/23/11) |
| 30 | Josh Barrett | S | 6-2 | 225 | 27 | 4 | Arizona State | calf (11/9/11) |
| 47 | Christian Cox | LB | 6-3 | 250 | 26 | R | Utah | neck (8/19/11) |
| 53 | Jeff Tarpinian | LB | 6-3 | 238 | 24 | R | Iowa | head (11/24/11) |
| 60 | Rich Ohrnberger | OL | 6-2 | 300 | 25 | 3 | Penn State | (9/3/11) |
| 67 | Dan Koppen | C | 6-2 | 296 | 32 | 9 | Boston College | leg (9/21/11) |
| 69 | Kyle Hix | OL | 6-7 | 325 | 23 | R | Texas | shoulder (8/7/11) |
| 91 | Myron Pryor | DL | 6-1 | 310 | 25 | 3 | Kentucky | shoulder (9/21/11) |
| 96 | Jermaine Cunningham | LB | 6-3 | 260 | 23 | 2 | Florida | hamstring (12/10/11) |
| 99 | Mike Wright | DL | 6-4 | 295 | 29 | 7 | Cincinnati | concussion (10/13/11) |

RESERVE/MILITARY LIST

| # | NAME | POS | HT | WT | AGE | YR | COLLEGE | DATE |
|----|------------|-----|-----|-----|-----|----|---------|-----------|
| 15 | Shun White | WR | 5-8 | 195 | 26 | 1 | Navy | (8/17/09) |



2011 Positional Roster

December 20, 2011

DEFENSE (24)

| # | NAME | POS | HT | WT | BORN | YR | COLLEGE | H.S. HOMETOWN |
|---------------------------|--------------------|-----|------|-----|------------|----|-------------------|--------------------------|
| DEFENSIVE LINE (9) | | | | | | | | |
| 95 | Anderson, Mark | DE | 6-4 | 255 | 3/26/1983 | 6 | Alabama | Tulsa, Okla. |
| 97 | Brace, Ron | DL | 6-3 | 330 | 12/18/1986 | 3 | Boston College | Worcester, Mass. |
| 93 | Carter, Andre | DE | 6-4 | 255 | 5/12/1979 | 11 | California | San Jose, Calif. |
| 71 | Deaderick, Brandon | DL | 6-4 | 305 | 8/19/1987 | 2 | Alabama | Elizabethtown, Ky. |
| 94 | Ellis, Shaun | DE | 6-5 | 290 | 6/24/1977 | 12 | Tennessee | Anderson, S.C. |
| 74 | Love, Kyle | DL | 6-1 | 310 | 11/18/1986 | 2 | Mississippi State | Fairburn, Ga. |
| 92 | Moore, Eric | DL | 6-4 | 248 | 12/21/1989 | 6 | Florida State | Pahokee, Fla. |
| 98 | Warren, Gerard | DL | 6-4 | 325 | 7/25/1978 | 10 | Florida | Lake Butler, Fla. |
| 75 | Wilfork, Vince | DL | 6-2 | 325 | 11/4/1981 | 8 | Miami (Fla.) | Boynton Beach, Fla. |
| LINEBACKER (7) | | | | | | | | |
| 52 | Fletcher, Dane | LB | 6-2 | 244 | 9/14/1986 | 2 | Montana State | Bozeman, Montana |
| 59 | Guyton, Gary | LB | 6-3 | 245 | 11/14/1985 | 4 | Georgia Tech | Hinesville, Ga. |
| 90 | Koutouvides, Niko | LB | 6-2 | 238 | 3/25/1981 | 8 | Purdue | New Britain, Conn. |
| 51 | Mayo, Jerod | LB | 6-1 | 245 | 2/23/1986 | 4 | Tennessee | Hampton, Va. |
| 50 | Ninkovich, Rob | LB | 6-2 | 255 | 2/1/1984 | 6 | Purdue | Blue Island, Ill. |
| 55 | Spikes, Brandon | LB | 6-2 | 250 | 9/3/1987 | 2 | Florida | Shelby, N.C. |
| 58 | White, Tracy | LB | 6-0 | 230 | 4/14/1981 | 9 | Howard | St. Stephen, S.C. |
| DEFENSIVE BACK (8) | | | | | | | | |
| 24 | Arrington, Kyle | CB | 5-10 | 196 | 8/12/1986 | 3 | Hofstra | Accokeek, Md. |
| 31 | Brown, Sergio | S | 6-2 | 210 | 5/22/1988 | 2 | Notre Dame | Maywood, Ill. |
| 25 | Chung, Patrick | S | 5-11 | 212 | 8/19/1987 | 3 | Oregon | Rancho Cucamonga, Calif. |
| 44 | Ihedigbo, James | S | 6-1 | 214 | 12/3/1983 | 5 | Massachusetts | Northampton, Mass. |
| 23 | Jones, Nate | DB | 5-10 | 185 | 6/15/1982 | 8 | Rutgers | Scotch Plains, N.J. |
| 32 | McCourt, Devin | CB | 5-10 | 193 | 8/13/1987 | 2 | Rutgers | Montvale, N.J. |
| 27 | Molden, Antwaun | CB | 6-1 | 198 | 1/23/1985 | 4 | Eastern Kentucky | Cleveland, Ohio |
| 35 | Ventrone, Ross | DB | 5-8 | 190 | 8/27/1986 | 1 | Villanova | Pittsburgh, Pa. |

OFFENSE (26)

| # | NAME | POS | HT | WT | BORN | YR | COLLEGE | H.S. HOMETOWN |
|----------------------------|------------------------|-----|------|-----|------------|----|------------------------|-------------------------|
| OFFENSIVE LINE (10) | | | | | | | | |
| 61 | Cannon, Marcus | OL | 6-5 | 358 | 5/6/1988 | R | Texas Christian | Odessa, Texas |
| 63 | Connolly, Dan | OL | 6-4 | 313 | 9/2/1982 | 6 | Southeast Missouri St. | St. Louis, Mo. |
| 72 | Light, Matt | T | 6-4 | 305 | 6/23/1978 | 11 | Purdue | Greenville, Ohio |
| 70 | Mankins, Logan | G | 6-4 | 310 | 3/10/1982 | 7 | Fresno State | Catheys Valley, Calif. |
| 65 | McDonald, Nick | OL | 6-4 | 316 | 6/27/1987 | 2 | Grand Valley State | Sterling Heights, Mich. |
| 77 | Solder, Nate | T | 6-8 | 319 | 4/12/1988 | R | Colorado | Buena Vista, Co. |
| 64 | Thomas, Donald | OL | 6-4 | 310 | 9/25/1985 | 4 | Connecticut | New Haven, Conn. |
| 76 | Vollmer, Sebastian | T | 6-8 | 315 | 7/10/1984 | 3 | Houston | Kaarst, Germany |
| 54 | Waters, Brian | G | 6-3 | 320 | 2/18/1977 | 12 | North Texas | Waxahachie, Texas |
| 62 | Wendell, Ryan | C | 6-2 | 290 | 3/4/1986 | 3 | Fresno State | Diamond Bar, Calif. |
| QUARTERBACK (3) | | | | | | | | |
| 12 | Brady, Tom | QB | 6-4 | 225 | 8/3/1977 | 12 | Michigan | San Mateo, Calif. |
| 8 | Hoyer, Brian | QB | 6-2 | 215 | 10/13/1985 | 3 | Michigan State | North Olmsted, Ohio |
| 15 | Mallett, Ryan | QB | 6-6 | 238 | 6/5/1988 | R | Arkansas | Texarkana, Texas |
| WIDE RECEIVER (6) | | | | | | | | |
| 84 | Branch, Delon | WR | 5-9 | 195 | 7/18/1979 | 10 | Louisville | Albany, Ga. |
| 11 | Edelman, Julian | WR | 5-10 | 198 | 5/22/1986 | 3 | Kent State | Redwood City, Calif. |
| 85 | Ochocinco, Chad | WR | 6-1 | 192 | 1/9/1978 | 11 | Oregon State | Miami, Fla. |
| 18 | Slater, Matthew | WR | 6-0 | 200 | 9/9/1985 | 4 | UCLA | Anaheim, Calif. |
| 10 | Underwood, Tiquan | WR | 6-1 | 183 | 2/17/1987 | 3 | Rutgers | New Brunswick, N.J. |
| 83 | Welker, Wes | WR | 5-9 | 185 | 5/1/1981 | 8 | Texas Tech | Oklahoma City, Okla. |
| RUNNING BACK (5) | | | | | | | | |
| 33 | Faulk, Kevin | RB | 5-8 | 202 | 6/5/1976 | 13 | Louisiana State | Carencro, La. |
| 42 | Green-Ellis, BenJarvus | RB | 5-11 | 215 | 7/2/1985 | 4 | Mississippi | New Orleans, La. |
| 22 | Ridley, Stevan | RB | 5-11 | 225 | 1/27/1989 | R | Louisiana State | Natchez, Miss. |
| 34 | Vereen, Shane | RB | 5-9 | 205 | 5/2/1989 | R | California | Valencia, Calif. |
| 39 | Woodhead, Danny | RB | 5-8 | 195 | 1/25/1985 | 4 | Chadron State | North Platte, Ne. |
| TIGHT END (2) | | | | | | | | |
| 87 | Gronkowski, Rob | TE | 6-6 | 265 | 5/14/1989 | 2 | Arizona | Pittsburgh, Pa. |
| 81 | Hernandez, Aaron | TE | 6-1 | 245 | 11/6/1989 | 2 | Florida | Bristol, Conn. |

SPECIALISTS (3)

| # | NAME | POS | HT | WT | BORN | YR | COLLEGE | H.S. HOMETOWN |
|------------------------|---------------------|-----|-----|-----|-----------|----|----------|-----------------|
| SPECIALISTS (3) | | | | | | | | |
| 48 | Aiken, Danny | LS | 6-4 | 252 | 8/28/1988 | R | Virginia | Roanoke, Va. |
| 3 | Gostkowski, Stephen | K | 6-1 | 215 | 1/28/1984 | 6 | Memphis | Madison, Miss. |
| 14 | Mesko, Zoltan | P | 6-5 | 231 | 3/16/1986 | 2 | Michigan | Twinsburg, Ohio |

RESERVE/INJURED (11)

| # | NAME | POS | HT | WT | BORN | YR | COLLEGE | H.S. HOMETOWN |
|-----------------------------|----------------------|-----|-----|-----|------------|----|----------------|---------------------|
| RESERVE/INJURED (11) | | | | | | | | |
| 30 | Barrett, Josh | S | 6-2 | 225 | 11/22/1984 | 4 | Arizona State | Reno, Nev. |
| 47 | Cox, Christian | LB | 6-3 | 250 | 12/11/1985 | R | Utah | Bountiful, Utah |
| 96 | Cunningham, Jermaine | LB | 6-3 | 260 | 4/24/1988 | 2 | Florida | Stone Mountain, Ga. |
| 21 | Dowling, Ros-I | CB | 6-1 | 198 | 5/9/1988 | R | Virginia | Chesapeake, Va. |
| 69 | Hix, Kyle | OL | 6-7 | 325 | 9/23/1988 | R | Texas | Aledo, Texas |
| 67 | Koppen, Dan | C | 6-2 | 296 | 9/12/1979 | 9 | Boston College | Whitehall, Pa. |
| 26 | Lockett, Brett | DB | 6-1 | 220 | 10/7/1986 | 3 | UCLA | Diamond Bar, Calif. |
| 60 | Ohrnberger, Rich | OL | 6-2 | 300 | 2/14/1986 | 3 | Penn State | East Meadow, N.Y. |
| 91 | Pryor, Myron | DL | 6-1 | 310 | 6/13/1986 | 3 | Kentucky | Louisville, Ky. |
| 53 | Tarpinian, Jeff | LB | 6-3 | 238 | 10/16/1987 | R | Iowa | Omaha, Neb. |
| 99 | Wright, Mike | DL | 6-4 | 295 | 3/1/1982 | 7 | Cincinnati | Cincinnati, Ohio |

RESERVE/MILITARY (1)

| # | NAME | POS | HT | WT | BORN | YR | COLLEGE | H.S. HOMETOWN |
|-----------------------------|-------------|-----|-----|-----|-----------|----|---------|----------------|
| RESERVE/MILITARY (1) | | | | | | | | |
| 15 | White, Shun | WR | 5-8 | 195 | 12/9/1985 | 1 | Navy | Memphis, Tenn. |



How The Patriots Were Built

UPDATED: December 20, 2011

| <u>YEAR</u> | <u>DRAFTEES (23)</u> | <u>VETERAN FREE AGENTS (15)</u> | <u>WAIVERS (2) / TRADES (4)</u> | <u>ROOKIE AND FIRST-YEAR FREE AGENTS (9)</u> |
|-------------|--|---|---|---|
| 1999 | Kevin Faulk (2) | | | |
| 2000 | Tom Brady (6b) | | | |
| 2001 | Matt Light (2) | | | |
| 2004 | Vince Wilfork (1a) | | | |
| 2005 | Logan Mankins (1) | | | |
| 2006 | Stephen Gostkowski (4b) | | | |
| 2007 | | Wes Welker (fa)(tr-MIA) | | |
| 2008 | Jerod Mayo (1) Matthew Slater (5) | Dan Connolly (fa)(JAX) | | BenJarvus Green-Ellis (fa) Gary Guyton (fa) |
| 2009 | Patrick Chung (2a) Ron Brace (2b) Sebastian Vollmer (2d) Julian Edelman (7a) | Rob Ninkovich (5)(NO) | | Kyle Arrington (fa) (PHI) Brian Hoyer (fa) Ryan Wendell (fa) |
| 2010 | Devin McCourty (1) Rob Gronkowski (2a) Brandon Spikes (2c) Aaron Hernandez (4) Zoltan Mesko (5) Brandon Deaderick (7) | Danny Woodhead (fa)(NYJ) | Deion Branch (2) (tr-SEA) Tracy White (fa) (tr-PHI) | Sergio Brown (fa) Dane Fletcher (fa) Kyle Love (fa) Ross Ventrone (fa) |
| 2011 | Nate Solder (1) Shane Vereen (2b) Stevan Ridley (3a) Ryan Mallett (3b) Marcus Cannon (5a) | Mark Anderson (5)(CHIC) Andre Carter (1)(SF) Shaun Ellis (1)(NYJ) James Ihedigbo (fa)(NYJ) Nate Jones (7)(DAL) Niko Koutouvides (4)(SEA) Nick McDonald (fa)(GB) Eric Moore (6)(NYG) Donald Thomas (6)(MIA) Tiquan Underwood (7)(JAX) Gerard Warren (1)(CLE) Brian Waters (fa)(DAL) | Danny Aiken (fa) CW (BUF) Chad Ochocinco (2) (tr-CIN) Antwaun Molden (3) CW (HOU) | |

NOTE: Team in parenthesis is the player's prior team
(#) – indicates round drafted
(fa) – indicates non-drafted free agents

RESERVE/INJURED (11)

Josh Barrett (7)
Christian Cox (fa)
Jermaine Cunningham (2)
Ras-I Dowling (2a)
Kyle Hix (fa)
Dan Koppen (5)
Bret Lockett (CW)
Rich Ohrnberger (4)
Myron Pryor (6b)
Jeff Tarpinian (fa)
Mike Wright (fa)

RESERVE/N.F.I. (1)

Marcus Cannon (5a)

RESERVE/MILITARY (1)

Shun White (fa)



2011 Transactions

UPDATED: December 20, 2011

JANUARY, 2011

| | | |
|-----------|--------------------|--------|
| 1/18/2011 | Butler, Carson | Signed |
| 1/18/2011 | Crompton, Jonathan | Signed |
| 1/18/2011 | Farnham, Buddy | Signed |
| 1/18/2011 | Favorite, Marlon | Signed |
| 1/18/2011 | Jenkins, Darnell | Signed |
| 1/18/2011 | Turner, Thad | Signed |
| 1/18/2011 | Ventrone, Ross | Signed |
| 1/19/2011 | Austin, Thomas | Signed |
| 1/19/2011 | Maneri, Steve | Signed |

FEBRUARY, 2011

| | | |
|-----------|----------------|-----------------------------|
| 2/14/2011 | Mankins, Logan | Designated Franchise Player |
|-----------|----------------|-----------------------------|

MARCH, 2011

| | | |
|----------|------------------------|--------------------------|
| 3/2/2011 | Neal, Setphen | Announced his retirement |
| 3/3/2011 | Arrington, Kyle | Tendered contract |
| 3/3/2011 | Green-Ellis, BenJarvus | Tendered contract |
| 3/3/2011 | Page, Jarrod | Tendered contract |
| 3/4/2011 | Stroud, Marcus | Signed |

APRIL, 2011

| | | |
|-----------|-------------------|---------|
| 4/28/2011 | Solder, Nate | Drafted |
| 4/29/2011 | Dowling, Ras-I | Drafted |
| 4/29/2011 | Vareen, Shane | Drafted |
| 4/29/2011 | Ridley, Stevan | Drafted |
| 4/29/2011 | Mallett, Ryan | Drafted |
| 4/30/2011 | Canoon, Marcus | Drafted |
| 4/30/2011 | Smith, Lee | Drafted |
| 4/30/2011 | Carter, Markell | Drafted |
| 4/30/2011 | Williams, Malcolm | Drafted |

JULY, 2011

| | | |
|-----------|---------------------|----------------------------------|
| 7/27/2011 | Berry, Mike | Signed |
| 7/27/2011 | Coulson, Ryan | Signed |
| 7/27/2011 | Hix, Kyle | Signed |
| 7/27/2011 | Koepllin, Kyle | Signed |
| 7/27/2011 | Lavarias, Aaron | Signed |
| 7/27/2011 | Leonard, Anthony | Signed |
| 7/27/2011 | Nurse, Clay | Signed |
| 7/27/2011 | Ross, Jeremy | Signed |
| 7/27/2011 | Silvestro, Alex | Signed |
| 7/27/2011 | Tarpinian, Jeff | Signed |
| 7/27/2011 | Woods, Corey | Signed |
| 7/27/2011 | Yeatman, Will | Signed |
| 7/27/2011 | Carter, Markell | Signed/Draft Choice |
| 7/27/2011 | Smith, Lee | Signed/Draft Choice |
| 7/27/2011 | Barnes, Tyree | Reinstated from Military Reserve |
| 7/27/2011 | Kettani, Eric | Reinstated from Military Reserve |
| 7/28/2011 | Ridley, Stevan | Signed/Draft Choice |
| 7/28/2011 | Williams, Malcolm | Signed/Draft Choice |
| 7/29/2011 | Mallett, Ryan | Signed/Draft Choice |
| 7/29/2011 | Cannon, Marcus | Signed/Draft Choice |
| 7/29/2011 | Banta-Cain, Tully | Released |
| 7/29/2011 | Carter, Tony | Released |
| 7/29/2011 | Crumpler, Alge | Released |
| 7/29/2011 | Kaczur, Nick | Released |
| 7/29/2011 | Stroud, Marcus | Released |
| 7/29/2011 | Warren, Ty | Released |
| 7/29/2011 | Coulson, Ryan | Released |
| 7/29/2011 | Haynesworth, Albert | Acquired via trade (WAS) |
| 7/29/2011 | Ochocinco, Chad | Acquired Via trade (CIN) |
| 7/30/2011 | Williams, Steve | Signed |
| 7/30/2011 | Faulk, Kevin | Signed |
| 7/30/2011 | Arrington, Kyle | Signed |
| 7/30/2011 | Mankins, Logan | Signed Franchise Tender |
| 7/30/2011 | Morris, Sammy | Signed |
| 7/30/2011 | McGowan, Brandon | Signed |
| 7/30/2011 | White, Tacy | Signed |
| 7/30/2011 | Leonard, Anthony | Released |

AUGUST, 2011

| | | |
|----------|------------------------|---------------------|
| 8/2/2011 | Dowling, Ras-I | Signed/Draft Choice |
| 8/2/2011 | Vareen, Shane | Signed/Draft Choice |
| 8/2/2011 | Crompton, Jonathan | Released |
| 8/2/2011 | Cox, Christian | Signed |
| 8/2/2011 | Light, Matt | Signed |
| 8/3/2011 | Green-Ellis, BenJarvus | Signed |
| 8/3/2011 | Morris, Chris | Signed |
| 8/3/2011 | Compas, Jonathan | Signed |

AUGUST, 2011

| | | |
|-----------|-------------------|--------------------------------------|
| 8/3/2011 | Medlin, Richard | Signed |
| 8/3/2011 | Berry, Mike | Released |
| 8/3/2011 | Clayton, Thomas | Released |
| 8/4/2011 | Solder, Nate | Signed/Draft Choice |
| 8/5/2011 | Anderson, Mark | Signed |
| 8/5/2011 | Favorite, Marlon | Released |
| 8/7/2011 | Turner, Thad | Released |
| 8/7/2011 | Hix, Kyle | Placed on Reserve/Injured (shoulder) |
| 8/8/2011 | Carter, Andre | Signed |
| 8/8/2011 | Ellis, Shaun | Signed |
| 8/8/2011 | Warren Gerard | Signed |
| 8/8/2011 | McGowan, Brandon | Released |
| 8/10/2011 | Wetterer, Mark | Claimed off Waivers (CIN) |
| 8/10/2011 | Ventrone, Ross | Released |
| 8/13/2011 | Roth, Zach | Signed |
| 8/13/2011 | Morris, Chris | Released |
| 8/13/2011 | Williams, Steve | Released |
| 8/14/2011 | Koutouvides, Niko | Signed |
| 8/19/2011 | LeVoi, Mark | Released |
| 8/19/2011 | Cox, Christian | Paced on Reserve/Injured (neck) |
| 8/19/2011 | Ihedigbo, James | Signed |
| 8/20/2011 | Brown, Ricky | Signed |
| 8/21/2011 | Mills, Garrett | Signed |
| 8/21/2011 | Lockett, Bret | Released |
| 8/21/2011 | Roth, Zach | Released |
| 8/22/2011 | Lockett, Bret | Placed on Reserve/Injured (groin) |
| 8/24/2011 | Berry, Mike | Signed |
| 8/29/2011 | Underwood, Tiquan | Signed |
| 8/29/2011 | Ventrone, Ross | Signed |
| 8/29/2011 | Barnes, Tyree | Released |
| 8/29/2011 | Jenkins, Darnell | Released |
| 8/29/2011 | Katula, Matt | Released |
| 8/29/2011 | Koepllin, Chris | Released |
| 8/29/2011 | Mills, Garrett | Released |
| 8/29/2011 | Nurse, Clay | Released |
| 8/29/2011 | Sanders, James | Released |
| 8/29/2011 | Weston, Kade | Released |
| 8/29/2011 | Wetterer, Mark | Released |
| 8/29/2011 | Wilhite, Jonathan | Released |
| 8/29/2011 | Williams, Malcolm | Released |
| 8/30/2011 | Dearth, James | Signed |
| 8/30/2011 | Murrell, Marques | Released |
| 8/30/2011 | Ross, Jeremy | Released |

SEPTEMBER, 2011

| | | |
|----------|----------------------|---------------------------|
| 9/1/2011 | Molden, Antwaun | Claimed off Waivers (HOU) |
| 9/2/2011 | Brown, Ricky | Released |
| 9/2/2011 | Berry, Mike | Released |
| 9/2/2011 | Butler, Carson | Released |
| 9/2/2011 | Compas, Jonathan | Released |
| 9/2/2011 | Farnham, Buddy | Released |
| 9/2/2011 | Medlin, Richard | Released |
| 9/2/2011 | Richard, Darryl | Released |
| 9/2/2011 | Woods, Corey | Released |
| 9/3/2011 | Brace, Ron | Placed on Reserve/PUP |
| 9/3/2011 | Deaderick, Brandon | Placed on Reserve/PUP |
| 9/3/2011 | Faulk, Kevin | Placed on Reserve/PUP |
| 9/3/2011 | Cannon, Marcus | Placed on Reserve/N.F.I. |
| 9/3/2011 | Ohmberger, Rich | Placed on Reserve/Injured |
| 9/3/2011 | Austin, Thomas | Released |
| 9/3/2011 | Carter, Markell | Released |
| 9/3/2011 | Cohen, Landon | Released |
| 9/3/2011 | Kettani, Eric | Released |
| 9/3/2011 | Koutouvides, Niko | Released |
| 9/3/2011 | Lavarias, Aaron | Released |
| 9/3/2011 | Meriweather, Brandon | Released |
| 9/3/2011 | Moore, Eric | Released |
| 9/3/2011 | Morris, Sammy | Released |
| 9/3/2011 | Silvestro, Alex | Released |
| 9/3/2011 | Smith, Lee | Released |
| 9/3/2011 | Tate, Brandon | Released |
| 9/3/2011 | Underwood, Tiquan | Released |
| 9/3/2011 | Ventrone, Ross | Released |
| 9/3/2011 | Yeatman, Will | Released |
| 9/4/2011 | Waters, Brian | Signed |
| 9/4/2011 | Dearth, James | Released |
| 9/4/2011 | Maneri, Steve | Released |
| 9/4/2011 | Aiken, Danny | Claimed off Waivers (BUF) |



2011 Transactions

CONTINUED

SEPTEMBER 2011

| | | |
|-----------|------------------|--------------------------------------|
| 9/5/2011 | Carter, Markell | Signed to the Practice Squad |
| 9/5/2011 | Kettani, Eric | Signed to the Practice Squad |
| 9/5/2011 | Kopa, Matt | Signed to the Practice Squad |
| 9/5/2011 | Lavarius, Aaron | Signed to the Practice Squad |
| 9/5/2011 | McDonald, Nick | Signed to the Practice Squad |
| 9/5/2011 | Taylor, Kerry | Signed to the Practice Squad |
| 9/5/2011 | Ventrone, Ross | Signed to the Practice Squad |
| 9/5/2011 | Welch, Thomas | Signed to the Practice Squad |
| 9/7/2011 | Edds, A.J. | Claimed off Waivers (MIA) |
| 9/7/2011 | Gronkowski, Dan | Signed |
| 9/7/2011 | Butler, Darius | Released |
| 9/7/2011 | Warren, Gerard | Released |
| 9/12/2011 | Welch, Thomas | Signed from the Practice Squad |
| 9/12/2011 | Tarpinian, Jeff | Released |
| 9/14/2011 | Thomas, Donald | Signed |
| 9/14/2011 | Mills, Garrett | Signed to the Practice Squad |
| 9/14/2011 | Tarpinian, Jeff | Signed to the Practice Squad |
| 9/14/2011 | Lavarius, Aarons | Released from the Practice Squad |
| 9/14/2011 | Welch, Thomas | Released |
| 9/15/2011 | Welch Thomas | Signed to the Practice Squad |
| 9/15/2011 | McDonald, Nick | Released from the Practice Squad |
| 9/16/2011 | McDonald, Nick | Signed to the Practice Squad |
| 9/16/2011 | Taylor, Kerry | Released from the Practice Squad |
| 9/21/2011 | Adams, Phillip | Signed |
| 9/21/2011 | Cohen, Landon | Signed |
| 9/21/2011 | Koppen, Dan | Placed on Reserve/Injured (leg) |
| 9/21/2011 | Pryor, Myron | Placed on Reserve/Injured (shoulder) |
| 9/22/2011 | Tarpinian, Jeff | Signed from the Practice Squad |
| 9/22/2011 | Edds, A.J. | Released |
| 9/22/2011 | Victorian, Josh | Signed to the Practice Squad |
| 9/23/2011 | Gronkowski, Dan | Released |
| 9/24/2011 | Ventrone, Ross | Signed from the Practice Squad |
| 9/24/2011 | Edds, A.J. | Signed to the Practice Squad |
| 9/27/2011 | Cohen, Landon | Released |
| 9/28/2011 | Warren, Gerard | Signed |
| 9/28/2011 | Silvestro, Alex | Signed to the Practice Squad |

OCTOBER, 2011

| | | |
|------------|--------------------|--|
| 10/1/2011 | Welch, Thomas | Signed from the Practice Squad |
| 10/1/2011 | Ventrone, Ross | Released |
| 10/4/2011 | Ventrone, Ross | Signed to the Practice Squad |
| 10/5/2011 | Moore, Sterling | Signed to the Practice Squad |
| 10/5/2011 | Victorian, Josh | Released from the Practice Squad |
| 10/7/2011 | Victorian, Josh | Signed to the Practice Squad |
| 10/7/2011 | Kettani, Eric | Released from the Practice Squad |
| 10/8/2011 | Ventrone, Ross | Signed from the Practice Squad |
| 10/8/2011 | Adams, Phillip | Released |
| 10/10/2011 | Welch, Thomas | Released |
| 10/11/2011 | Gronkowski, Dan | Signed |
| 10/12/2011 | Welch, Thomas | Signed to the Practice Squad |
| 10/13/2011 | Adams, Phillip | Signed |
| 10/13/2011 | Wright, Mike | Placed on Reserve/Injured (concussion) |
| 10/14/2011 | Harrison, Marcus | Signed |
| 10/14/2011 | Adams, Phillip | Released |
| 10/15/2011 | Moore, Sterling | Signed from the Practice Squad |
| 10/15/2011 | Harrison, Marcus | Released |
| 10/17/2011 | Moore, Sterling | Released |
| 10/17/2011 | Ventrone, Ross | Released |
| 10/18/2011 | Adams, Phillip | Signed |
| 10/19/2011 | Ventrone, Ross | Signed |
| 10/19/2011 | Moore, Sterling | Signed to the Practice Squad |
| 10/25/2011 | Williams, Malcolm | Signed to the Practice Squad |
| 10/25/2011 | Victorian, Josh | Released from the Practice Squad |
| 10/28/2011 | Bodden, Josh | Released |
| 10/28/2011 | Victorian, Josh | Signed to the Practice Squad |
| 10/28/2011 | Williams, Malcolm | Released from the Practice Squad |
| 10/29/2011 | Faulk, Kevin | Activated from the Reserve/PUP |
| 10/29/2011 | Deaderick, Brandon | Activated from the Reserve/PUP |
| 10/29/2011 | Dowling, Ras-I | Placed on Reserve/Injured (hip) |

NOVEMBER, 2011

| | | |
|-----------|---------------------|----------------------------------|
| 11/3/2011 | Ventrone, Ross | Released |
| 11/4/2011 | Williams, Malcom | Signed to the Practice Squad |
| 11/4/2011 | Victorian, Josh | Released from the Practice Squad |
| 11/5/2011 | Brace, Ron | Activated from the Reserve/PUP |
| 11/8/2011 | Underwood, Tiquaan | Signed |
| 11/8/2011 | Gronkowski, Dan | Released |
| 11/8/2011 | Haynesworth, Albert | Released |
| 11/8/2011 | Welch, Thomas | Released from the Practice Squad |

NOVEMBER, 2011

| | | |
|------------|--------------------|----------------------------------|
| 11/9/2011 | Barrett, Josh | Placed on Reserve/Injured (calf) |
| 11/9/2011 | Koutouvides, Niko | Signed |
| 11/9/2011 | Moore, Sterling | Signed from the Practice Squad |
| 11/9/2011 | Rivera, Mike | Signed to the Practice Squad |
| 11/9/2011 | Ventrone, Ross | Signed to the Practice Squad |
| 11/9/2011 | Victorian, Josh | Signed to the Practice Squad |
| 11/9/2011 | Williams, Malcolm | Released from the Practice Squad |
| 11/12/2011 | Ventrone, Ross | Signed from the Practice Squad |
| 11/12/2011 | Underwood, Tiquaan | Released |
| 11/15/2011 | Cannon, Marcus | Activated from Reserve/NFI |
| 11/15/2011 | Williams, Malcolm | Signed to the Practice Squad |
| 11/15/2011 | Ventrone, Ross | Released |
| 11/17/2011 | Ventrone, Ross | Signed to the Practice Squad |
| 11/17/2011 | Victorian, Josh | Released from the Practice Squad |
| 11/21/2011 | Ventrone, Ross | Signed from the Practice Squad |
| 11/21/2011 | Thomas, Donald | Released |
| 11/23/2011 | Thomas, Donald | Signed |
| 11/23/2011 | Ventrone, Ross | Released |
| 11/23/2011 | Victorian, Josh | Signed to the Practice Squad |
| 11/24/2011 | Underwood, Tiquaan | Signed |
| 11/24/2011 | Ventrone, Ross | Signed to the Practice Squad |
| 11/24/2011 | Victorian, Josh | Released from the Practice Squad |
| 11/24/2011 | Tarpinian, Jeff | Placed on Reserve/Injured (head) |
| 11/29/2011 | Adams, Phillip | Released |
| 11/30/2011 | Jones, Nate | Signed |

DECEMBER, 2011

| | | |
|------------|----------------------|---------------------------------------|
| 12/3/2011 | McDonald, Nick | Signed from the Practice Squad |
| 12/3/2011 | Price, Taylor | Released |
| 12/7/2011 | Dickerson, Dorin | Signed to the Practice Squad |
| 12/10/2011 | Moore, Eric | Signed |
| 12/10/2011 | Williams, Malcolm | Signed from the Practice Squad |
| 12/10/2011 | Cunningham, Jermaine | Placed on Reserve/Injured (hamstring) |
| 12/10/2011 | Moore, Sterling | Released |
| 12/14/2011 | Moore Sterling | Signed to the Practice Squad |
| 12/15/2011 | Williams, Malcolm | Released |
| 12/17/2011 | Ventrone, Ross | Signed from the Practice Squad |



UNOFFICIAL DEPTH CHART

Unofficial depth chart compiled by Patriots media relations, December 20, 2011

OFFENSE

| | | | |
|------------|--------------------------|-------------------------|-------------------------|
| WR: | 83 Wes Welker | 11 Julian Edelman | 18 Matthew Slater |
| LT: | 72 Matt Light | <u>77 Nate Solder</u> | |
| LG: | 70 Logan Mankins | 62 Ryan Wendell | 65 Nick McDonald |
| C: | 63 Dan Connolly | 62 Ryan Wendell | 65 Nick McDonald |
| RG: | 54 Brian Waters | 64 Donald Thomas | |
| RT: | 76 Sebastian Vollmer | <u>77 Nate Solder</u> | <u>61 Marcus Cannon</u> |
| TE: | 87 Rob Gronkowski | 81 Aaron Hernandez | |
| WR: | 84 Deion Branch | 85 Chad Ochocinco | 10 Tiquan Underwood |
| QB: | 12 Tom Brady | 8 Brian Hoyer | <u>15 Ryan Mallett</u> |
| RB: | 39 Danny Woodhead | <u>22 Stevan Ridley</u> | 33 Kevin Faulk |
| RB: | 42 BenJarvus Green-Ellis | <u>34 Shane Vereen</u> | |

DEFENSE

| | | | |
|-------------|-------------------|---------------------|----------------------|
| LE: | 94 Shaun Ellis | 98 Gerard Warren | 92 Eric Moore |
| DT | 75 Vince Wilfork | 97 Ron Brace | |
| DT | 74 Kyle Love | 97 Ron Brace | |
| RE: | 93 Andre Carter | 95 Mark Anderson | 71 Brandon Deaderick |
| LB: | 50 Rob Ninkovich | 52 Dane Fletcher | |
| LB: | 51 Jerod Mayo | 59 Gary Guyton | 58 Tracy White |
| LB: | 55 Brandon Spikes | 90 Niko Koutouvides | |
| LCB: | 32 Devin McCourty | 27 Antwaun Molden | |
| RCB: | 24 Kyle Arrington | 23 Nate Jones | |
| S: | 44 James Ihedigbo | 31 Sergio Brown | |
| S: | 25 Patrick Chung | 35 Ross Ventrone | |

SPECIAL TEAMS

| | | |
|------------|-----------------------|-------------------|
| K: | 3 Stephen Gostkowski | |
| P: | 14 Zoltan Mesko | |
| H: | 14 Zoltan Mesko | 8 Brian Hoyer |
| PR: | 11 Julian Edelman | |
| KR: | 18 Matthew Slater | 11 Julian Edelman |
| LS: | <u>48 Danny Aiken</u> | |

PRONUNCIATION GUIDE

| | | | |
|--------------------|--------------------------|------------------|-----------|
| Brandon Deaderick | DEAD-er-rick | Zoltan Mesko | ZOLE-tahn |
| Stephen Gostkowski | gust-OW-ski | Stevan Ridley | STEE-ven |
| James Ihedigbo | ee-HEAD-dee-bow | Nate Solder | SOLD-er |
| Niko Koutouvides | Nee-koh KOO-tah-VEE-dees | Tiquan Underwood | tie-KWAN |
| Jerod Mayo | je-ROD | Shane Vereen | vuh-REEN |