GAME NOTES
PHILADELPHIA EAGLES vs. NEW ENGLAND PATRIOTS

SUNDAY, NOV. 27, 2011

PATRIOTS (7-3) at EAGLES (4-6)

LINCOLN FINANCIAL FIELD, 4:15 PM

The Philadelphia Eagles will face their second AFC East opponent of the season when they take on the New England Patriots at Lincoln Financial Field on Sunday, Nov. 27 at 4:15 pm. Philadelphia and New England have only met 11 times previously, and the Birds lead the series 6-5, including a 5-1 mark at home against the Pats. The two teams also played each other in Super Bowl XXXIX. CB **Asante Samuel** will face his former team for the first time. In their last time out, the Eagles defeated the Giants 17-10 at MetLife Stadium on Sunday Night Football.

BROADCAST INFO/MULTIMEDIA COVERAGE

This week's game will be broadcast in select markets nationally by **CBS** (**KYW-TV CBS 3** locally). **Greg Gumbel** will call the play-by-play while **Dan Dierdorf** will provide color commentary

WIP (94.1 FM and 610 AM) will simulcast the radio play-by-play with **Merrill Reese**, the voice of the Eagles since 1977, and former All-Pro receiver **Mike Quick**. **Howard Eskin** will report from the sidelines

Westwood One Radio will air the game on radio stations across the country, with **Howard David** (play-by-play) and **Tony Boselli** (color) on the call.

Dave Spadaro and the **PhiladelphiaEagles.com** staff host the Kickoff Show 30 minutes prior to the opening kick, update the site with the latest scores, news, notes and photos throughout the game, and cap the day with a halftime show and an hour-plus Postgame Show that features live interviews, press conferences and fan interaction.

The **Eagles Television Network** will air the following shows throughout the 2011 season:

Eagles Confidential: Friday nights at 1:05 am and re-airs Saturdays at 7:30pm on 6ABC.

Eagles MashUps: Saturday nights at 12:05am on 6ABC.

On Sundays, **The Eagles Players Show** airs Sunday at 11:35am.

Football Frenzy, the official Eagles post-game TV show, airs Sundays at 11:35 pm on 6ABC

Eagles Extra: Mondays 6:30pm and re-airs at 11:00pm on CSN

Eagles Green Zone: Saturdays 11:00am and repeats at 11:30am on NFL Network

Go to **PhiladelphiaEagles.com** for up to the minute information on the Eagles as well as exclusive online content and web shows

2011 SCHEDULE AND RESULTS

PRESEASON (3-1)

Thursday	August 11	Baltimore	W, 13-6
Thursday	August 18	at Pittsburgh	L, 14-24
Thursday	August 25	Cleveland	W, 24-14
Thursday	September 1	at NY Jets	W, 24-14

REGULAR SEASON (4-6)

Sunday	September 11	at St. Louis	W, 31-13
Sunday	September 18	at Atlanta	L, 31-35
Sunday	September 25	NY Giants	L, 16-29
Sunday	October 2	San Francisco	L, 23-24
Sunday	October 9	at Buffalo	L, 24-31
Sunday	October 16	at Washington	W, 20-13
Sunday	October 23	BYE	
Sunday	October 30	Dallas	W, 34-7
Monday	November 7	Chicago	L, 24-30
Sunday	November 13	Arizona	L, 17-21
Sunday	November 20	at NY Giants	W, 17-10
Sunday	November 27	New England	4:15 pm
Thursday	December 1	at Seattle	8:20 pm
Sunday	December 11	at Miami	1:00 pm
Sunday	December 18	NY Jets	4:15 pm
Saturday	December 24	at Dallas	4:15 pm
Sunday	January 1	Washington	1:00 pm

POSTSEASON

Wild Card Playoffs (NBC/CBS/FOX)	January 7-8
Divisional Playoffs (CBS/FOX)	January 14-15
AFC/NFC Championship Games (CBS/FOX)	January 22
Pro Bowl (Honolulu, HI) (NBC)	January 29
Super Bowl 46 (Indianapolis, IN) (NBC)	February 5

TRENDING...

- Andy Reid (132-88-1) and Bill Belichick (184-103) are two of just 11 coaches in NFL history to win 60%-or-more of 200+ games. Reid is the 4th longest tenured coach in pro sports, while Belichick is 6th **#EliteCompany**
- This week's game is a rematch of the Eagles-Patriots Super Bowl 39 match-up in Jacksonville in 2004.The Eagles have just one player on their current roster who played in that game - former Patriots CB Asante Samuel **@Thepresidentcb**. Eagles C Jamaal Jackson **@CenterStage67** was on Injured Reserve
- Since joining the league as 4th round pick of New England in 2003, Samuel leads the NFL with 9 INTs returned for a TD (incl. playoffs) and ranks 2nd to Ed Reed in INTs with 44 **#PickSix**
- **@CutonDime25** LeSean McCoy is 493 rushing yards away from Wilbert Montgomery's team record of 1,512 (1979). His 12 total touchdowns this season are six shy of Steve Van Buren's franchise record of 18 set in 1945
- McCoy leads the NFL in rushing yards (1019), total TDs (12) and first downs (72). His rushing total is the most ever by an Eagle after 10 games **#ProBowlRunningBack**
- The Eagles and Saints are the only two NFL teams that possess five players with 30+ receptions in 2011 **#SpreadingTheWealth**
- **@DeSeanJackson10** needs just 150 receiving yards to pass Mike Quick (3,864) for most yards by an Eagle in his first 4 seasons

OPPONENT INFORMATION

NOTABLE CONNECTIONS

Eagles Connections

- CB **Asante Samuel** spent five seasons with the Patriots (2003-07), playing in 75 games with 53 starts. Samuel is tenth all-time in New England's records with 20 interceptions for 313 yards over that span, with three INTs returned for touchdowns. He faces his former team for the first time

Patriots Connections

- CB **Kyle Arrington** was originally signed by the Eagles as rookie free agent in 2008 and was on the practice squad for one week before being signed to Tampa Bay's active roster
- LB **Tracy White** played in 26 regular season games and four post-season contests for the Birds in 2009-10, seeing time mostly on special teams. White was traded to New England on 9/5/10

College Connections

- G **Evan Mathis** and Pats DE **Mark Anderson** both played together at Alabama
- CB **Nnamdi Asomugha** and DE **Andre Carter** were teammates at California
- WR **Riley Cooper** and P **Chas Henry** played with New England TE **Aaron Hernandez** along with LBs **Brandon Spikes** and **Jermaine Cunningham** at Florida. Cooper and Hernandez were the top targets for QB Tim Tebow in 2009. Cooper tallied 51 receptions for 961 yards while Hernandez finished first among Gators with 68 catches for 850 yards. All five were also on the 2008 national championship Florida Gators squad
- DE **Brandon Graham** and P **Zoltan Mesko** were teammates at Michigan
- MLB **Jamar Chaney** and DT **Kyle Love** played on the same defense at Mississippi State
- DT **Trevor Laws** and S **Sergio Brown** were teammates at Notre Dame
- S **Kurt Coleman** and LB **Brian Rolle** played with WR **Taylor Price** at Ohio State
- CB **Joselio Hanson** played with Pats WR **Wes Welker** at Texas Tech

PATRIOTS HEAD COACH BILL BELICHICK

BELICHICK

In his 12th season as head coach of the New England Patriots, **Bill Belichick** has been one of the most successful head men in NFL history. This is his 37th season of NFL experience, and he is the only person in the NFL's history to have 20 seasons of assistant coaching experience and at least 15 years of head coaching experience as well. Belichick has led his teams to 15 division titles, seven conference championships, and five Super Bowl appearances with three victories in the title game

- From 2001-2010, Belichick led the Patriots to ten straight winning seasons, marking the second time in league history that a head coach had accomplished that feat (Tom Landry, 1970-1985)
- Belichick is tied for ninth in the NFL history with 183 career wins as head coach of both Cleveland and New England. He is one of just four head coaches to lead his teams to three Super Bowl wins, but is the only coach to win all three within four years of each other
- In addition to his 17-year head coaching career with New England (2000-2010) and Cleveland (1991-1995), Belichick was also an assistant coach for six different teams over 20 seasons. Most recently, he was the assistant head coach/secondary coach for the New York Jets (1997-99). He also spent time as an assistant with New England (assistant head coach/secondary, 1996), New York Giants (1990-1979, including defensive coordinator from 1985-90), Denver (asst. special teams/defense, 1978), and Detroit (1977-76). He started coaching as a special assistant with the Baltimore Colts in 1975.

BY THE NUMBERS

NFL Seasons: 37
Years with NE: 11
All-Time Record: 184-103
Record with NE: 133-53
Road: 60-33
vs. NFC: 36-10
All-Time vs. Eagles:2-0

COACHING COMPARISON

Andy Reid		Bill Belichick
122-79-1 (.606)	Regular Season Record (pct.)	133-53 (.715)
10-9	Playoff Record	14-5
13th	Year as head coach with team	11th
13th	Year as NFL head coach	14th

HOW THEY STACK UP IN 2011

Patriots		Eagles
29.3 (4th)	Points Per Game	23.7 (10th)
426.7 (2nd)	Total Offense	415.5 (3rd)
111.0 (16th)	Rushing Offense	168.0 (1st)
315.7 (2nd)	Passing Offense	247.5 (11th)
20.3 (10th)	Points Allowed Per Game	21.3 (16th)
404.2 (32nd)	Total Defense	333.4 (12th)
104.7 (13th)	Rushing Defense	110.9 (14th)
299.5 (32nd)	Passing Defense	222.5 (11th)
44.2 (7th)	3rd Down Offense %	44.4 (6th)
43.1 (28th)	3rd Down Defense %	36.2 (11th)
+5 (8th)	Turnover Ratio	-8 (28th)

EAGLES-PATRIOTS
SERIES NOTES

New England Patriots | **Overall:** 6-5-0 | **Home:** 5-1-0 | **Away:** 1-4-0 | **Playoffs:** 0-1

Date	Site	Result	Score	Date	Site	Result	Score	Date	Site	Result	Score
N-04-73	Phila	W	24-23	N-29-87	NE	W (OT)	34-31	N-25-07	NE	L	28-31
N-27-77	NE	L	6-14	N-04-90	Phila	W	48-20				
O-08-78	NE	L	14-24	D-19-99	Phila	W	24-9				
S-13-81	Phila	W	13-3	S-14-03	Phila	L	10-31				
D-09-84	Phila	W	27-17	F-06-05	s Jax	L	21-24				

At Lincoln Financial Field: (0-1) **At Gillette Stadium:** (0-1)
s - Super Bowl 39

QUICK HITS FROM PREVIOUS MEETING

PATRIOTS 31 - EAGLES 28, NOV. 25, 2007, GILLETTE STADIUM

- CB **Asante Samuel**, then with New England, scored the game's first points on a 40-yard interception return for a TD to give the Patriots a 7-0 lead with 13:38 to play in the first quarter
- The Eagles tied the game at seven on a one-yard TD rush by Brian Westbrook with 6:38 left in the first stanza
- With 1:35 left in the first quarter, Heath Evans gave the Patriots a 14-7 lead on a one-yard rush
- WR Greg Lewis scored two second quarter TDs of 28 and 18 yards, respectively, to put the Eagles ahead 21-17 with 3:01 left before the half
- QB Tom Brady connected with wideout Jabar Gaffney with eight seconds remaining before halftime to put the Pats up by three before halftime, 24-21
- With 1:34 left in the third quarter, QB A.J. Feeley hit receiver Reggie Brown to give the Eagles a 28-24 edge
- The Patriots took the lead for good with 7:20 left in the fourth quarter on a Laurence Maroney four-yard rush to give NE a 31-28 advantage
- Feeley completed 27-of-42 passes for 345 yards with 3 TDs and 3 INTs starting in place of Donovan McNabb
- Lewis had a team high 88 yards on four catches and 2 TDs to lead all receivers. WR **Jason Avant** had one catch for 21 yards

SERIES HIGHLIGHTS

- **Meeting:** 12th
- **vs. Patriots:** 6-5
- **vs. Patriots at home:** 5-1
- **Lincoln Financial Field:** 0-1
- **vs. Belichick:** 0-3
- **Streak**: Lost 3
- **First game**: W 24-23, N-4-73
- **Last game**: L 31-28, N-25-07

REID'S RECORDS

- **Home:** 61-39
- **vs. Patriots:** 1-3
- **vs. Patriots at home:** 1-1
- **vs. Belichick:** 0-3
- **vs. AFC:** 27-21-1
- **vs. AFC at home:** 16-8
- **vs. AFC East:** 7-5
- **vs. AFC East at home:** 4-1

CAREER STATS VS. PATRIOTS

OFFENSE

- **RB Ronnie Brown** (9 games): Rushing- 115-439 yds, 5 TDs; Receiving- 23-174 yds
- **WR Steve Smith** (2 games): 8-79 yards

DEFENSE

- **DE Jason Babin** (1 game): 1.0 sacks, 2 tackles
- **DE Juqua Parker** (3 games): 1.0 sacks, 12 tackles

REID ALL ABOUT IT

ANDY REID

Head Coach/Executive VP of Football Operations

13th year in Philadelphia
Overall Record: 132-88-1 (.600)

One of the longest tenured and most successful coaches in professional sports, Andy Reid utilizes a passionate, yet workmanlike approach as the head coach of the Philadelphia Eagles. A former offensive lineman at BYU, Reid still lives and works with those humble principles he learned during his time in the trenches.

His vision, his dedication, and his organizational skills have been impeccable during his tenure in Philadelphia. For those reasons, he was promoted to head coach/executive VP of football operations on May 8, 2001. Reid's contract was extended to 2010 during the 2004 season and to 2013 during the 2009 season.

Reid appreciates his time working for this city's beloved football team, "I love Philadelphia. The fans, there is nothing like them. I was on the other side of that when I was at Green Bay coming in as an opponent. I always said, 'boy you'd love to play for that crew there.' The fans here are unbelievable. They're fair. If we stink they let us know we stink, if we're doing okay they let us know we're doing okay, but they're always there. My hat is off to them and that support is phenomenal, absolutely phenomenal."

The results of Reid's labor have been very tangible and quite remarkable since taking over a 3-13 club on January 11, 1999. With 132 wins during his Eagles tenure (including playoffs), Reid is in 24th place on the league's all-time list. Along the way, he has earned NFL coach of the year honors three times, and compiled the best win total, winning percentage, and playoff victory total (10) in team history. He has captured six division titles and five trips to the NFC Championship game.

BIG RED'S BULLET POINTS:

- Has the highest win total of any coach in club history.
- Became the 37th coach in NFL history to reach the 100-win plateau, the 22nd coach to win 100 games with one franchise and the 17th coach to reach 100 victories in first stint as a head coach.
- Is just the fourth head coach to lead a team to 100-plus wins in a decade, joining Bill Belichick, Tom Landry and Don Shula.
- His 10 playoff wins are most in team history and tied for 11th in league history.
- Reached the 50-win milestone faster than any coach in team history (81 games). Dick Vermeil did so in 88 games.
- In his 19-year NFL coaching career, his teams have made the playoffs 15 times (19-14 record). He has coached in the Super Bowl three times and in the NFC Championship game eight times.
- Earned NFL coach of the year honors in 2000, 2002 and 2010.
- Is a member of the NFL's Coaches Subcommittee chaired by John Madden.
- Joined NFL coaches Marvin Lewis, John Fox and Brad Childress on a USO tour of Germany and Afghanistan in July 2010. "I wish everyone could experience this," said Reid, whose father served in the Navy during World War II

BEHIND THE SCENES WITH BIG RED...

Favorite team growing up: Los Angeles Rams
Favorite athlete growing up: Merlin Olsen and Deacon Jones
Biggest influence on your career: My brother and the coaches I've worked for and with
On your iPod: Billy Price and Creedence Clearwater Revival
Favorite TV show of all-time: *Happy Days* and *Welcome Back, Kotter*
Favorite Book: *The Bible/Book of Mormon*
Favorite Movie: *The Sting*
Favorite Web Site: PhiladelphiaEagles.com
If I was not in football, I'd be: In the medical field/teacher

LONGEST TENURED COACHES IN THE PROS

Coach	Team (League)	First season
Gregg Popovich	San Antonio Spurs (NBA)	1996-97
Lindy Ruff	Buffalo Sabres (NHL)	1997-98
Barry Trotz	Nashville Predators (NHL)	1998-99
Andy Reid	**Philadelphia Eagles (NFL)**	**1999**
Mike Scioscia	Los Angeles Angels (MLB)	2000
Bill Belichick	New England Patriots (NFL)	2000
Ron Gardenhire	Minnesota Twins (MLB)	2002

REID'S COACHING TIMELINE

1979-81	BYU	*Tackle/Guard
1982	BYU	Graduate Assistant
1983-85	San Francisco State	Offensive Coordinator Offensive Line
1986	Northern Arizona	Offensive Line
1987-88	Texas-El Paso	Offensive Line
1989-91	Missouri	Offensive Line
1992-96	Green Bay Packers	Tight Ends/Asst O-Line
1997-98	Green Bay Packers	Quarterbacks
1999-	**Philadelphia**	**Head Coach**

DISTINGUISHED COMPANY

Below is a list of the 11 instances in NFL history when a first-time head coach lasted 12-or-more seasons with the same club.

Head Coach	Tenure	Team	Overall Record
Curly Lambeau	29 yrs. (1921-49)	Green Bay	212-106-21
Tom Landry	29 yrs. (1960-88)	Dallas	270-178-6
Chuck Noll	23 yrs. (1969-91)	Pittsburgh	209-156-1
Steve Owen	23 yrs. (1931-53)	NY Giants	153-108-17
Bud Grant	17 yrs. (1967-83)	Minnesota	161-99-5
Jeff Fisher	17 yrs. (1994- 2010)	Hou./Tenn.	147-126
Bill Cowher	15 yrs. (1992-2006)	Pittsburgh	161-99-1
Andy Reid	**13 yrs. (1999-pres.)**	**Philadelphia**	**132-88-1**
Paul Brown	13 yrs. (1950-62)	Cleveland	115-49-5
Dan Reeves	12 yrs. (1981-92)	Denver	117-79-1
Joe Gibbs	12 yrs. (1981-92)	Washington	140-65-0

bold – active coach

REID ALL ABOUT IT

PRO BOWL SELECTIONS UNDER REID

During his tenure in Philadelphia, Andy Reid has coached 27 different players to a total of 63 Pro Bowl berths, including 15 players with multiple selections: FS Brian Dawkins (7), QB Donovan McNabb (6), K David Akers (5), CB Troy Vincent (5), LB Jeremiah Trotter (4), TE Chad Lewis (3), T Tra Thomas (3), DE Hugh Douglas (3), CB Asante Samuel (3), RB Brian Westbrook (2), G Shawn Andrews (2), DE Trent Cole (2), CB Lito Sheppard (2), WR DeSean Jackson (2) and T Jason Peters (2)

BIG RED'S MACHINE

Andy Reid is one of 11 coaches in NFL history to win 60%-or-more of 200+ games. Below is a breakdown:

Coach	Record	Pct.	Coach	Record	Pct.
George Halas	324-151-31	.671	Paul Brown	170-108-6	.609
Don Shula	347-173-6	.665	Bud Grant	168-108-5	.607
Tony Dungy	147-79-0	.650	Tom Landry	270-178-6	.601
Bill Belichick	**184-103-0**	**.641**	**Andy Reid**	**132-88-1**	**.600**
Joe Gibbs	171-101-0	.629			
Curly Lambeau	229-134-22	.623			
Bill Cowher	161-99-1	.619			

bold – active coach ...
note: includes playoff games

MOST WINS IN NFL

1.	Don Shula	347
2.	George Halas	324
3.	Tom Landry	270
4.	Curly Lambeau	229
5.	Chuck Noll	209
6.	M. Schottenheimer	205
7.	Dan Reeves	201
8.	Chuck Knox	193
9,	**Bill Belichick**	**184**
10.	Bill Parcells	183
11.	Mike Holmgren	174
12.	Joe Gibbs	171
13.	Paul Brown	170
14.	Bud Grant	168
15.	**Mike Shanahan**	**163**
16.	Bill Cowher	161
17.	Marv Levy	154
18.	Steve Owen	153
19.	Tony Dungy	148
20.	Jeff Fisher	147
	Tom Coughlin	**147**
22.	Hank Stram	136
23.	Weeb Ewbank	134
24.	**Andy Reid**	**132**
25.	Mike Ditka	127

bold – active coach
note: includes playoff games

REID'S RECORD BY MONTH

September	23-20 (.535)
October	29-21 (.580)
November	33-20-1 (.620)
December	35-14 (.714)
January	2-5 (.286)

REID'S RECORD ...

vs. NFC East	49-33 (.598)
vs. NFC	95-57 (.625)
vs. AFC	27-21-1 (.561)
at Home	61-39 (.610)
on Road	61-38-1 (.611)

COACHING TREE

Over the years, Andy Reid has done a tremendous job of putting together his coaching staff, understanding that having effective assistant coaches is integral to the success of a football team. Here's a list of former Reid assistants who are currently head coaches in the NFL:

Coach	Current Team	Years	Position
John Harbaugh	Baltimore	2008-pres.	Head Coach
Steve Spagnuolo	St. Louis	2009-pres.	Head Coach
Leslie Frazier	Minnesota	2010-pres.	Head Coach
Ron Rivera	Carolina	2011-pres.	Head Coach
Pat Shurmur	Cleveland	2011-pres.	Head Coach

POSTSEASON PROMINENCE

Since Andy Reid took over the reigns in Philadelphia in 1999, here's where the Eagles rank in terms of the following postsesaon categories:

MOST POSTSEASON BERTHS

Indianapolis	11
Philadelphia	**9**
New England	8

MOST DIVISIONAL ROUND BERTHS

Philadelphia	**7**
Indianapolis	7
New England	7

MOST CHAMPIONSHIP GAME BERTHS

Philadelphia	**5**
New England	5
Pittsburgh	5

REID'S YEAR-BY-YEAR HEAD COACHING RECORD

Year	Regular Season	Playoffs	Overall	Result
1999	5-11 (.313)	0-0	5-11	5th in NFC East
2000	11-5 (.688)	1-1	12-6	2nd in NFC East; reached divisional playoffs
2001	11-5 (.688)	2-1	13-6	1st in NFC East; reached NFC Championship game
2002	12-4 (.750)	1-1	13-5	1st in NFC East; reached NFC Championship game
2003	12-4 (.750)	1-1	13-5	1st in NFC East; reached NFC Championship game
2004	13-3 (.813)	2-1	15-4	1st in NFC East; reached Super Bowl 39
2005	6-10 (.375)	0-0	6-10	4th in NFC East
2006	10-6 (.625)	1-1	11-7	1st in NFC East; reached divisional playoffs
2007	8-8 (.500)	0-0	8-8	4th in NFC East
2008	9-6-1 (.594)	2-1	11-7-1	2nd in NFC East; reached NFC Championship game
2009	11-5 (.688)	0-1	11-6	2nd in NFC East; reached wild card round
2010	10-6 (.625)	0-0	10-7	1st in NFC East; reached wild card round
2011	4-6 (.400)		4-6	
TOTAL	122-79-1 (.606)	10-9	132-88-1 (.600)	

RECORDS UNDER REID

EAGLES RECORD WHEN ...

TEAM	UNDER REID (202 GAMES)	IN 2011
• At home	61-40	1-4
• On the road	61-39-1	3-2
• Against NFC	95-57	4-5
• Against AFC	27-21-1	0-1
• Against NFC East	49-33	3-1
• Scoring on opening drive	54-13	1-0
• Scoring first	76-21	3-2
• Leading at half	98-17	4-2
• Leading after three quarters	94-20	4-5
• Winning time of possession	79-21-1	4-3
• Winning turnover battle	72-17	2-0
• Out-rushing opponent	77-30-1	4-3
• Out-passing opponent	76-32-1	2-4
• Out-gaining opponent	88-27-1	4-4
OFFENSE	**UNDER REID**	**IN 2011**
• 40%+ 3rd down conversions	64-22	3-3
• 50%+ 3rd down conversions	36-7	3-1
• Not throwing an INT	58-24	2-0
• Having a 300-yard passer	27-10-1	0-2
• Having a 100+ yard rusher	38-12	4-1
• Having a 100+ yard receiver	44-15	2-3
• Having two 100+ yard receivers	6-1	0-0
• Having no turnovers	25-12	1-0
• Scoring 20+ points	99-28	3-4
• Scoring 30+ points	55-3	2-1
• Rushing for 150+ yards	38-9	3-3
• Having 20+ first downs	68-24	3-5
• Not allowing a sack	14-6	0-1
• Allowing two or fewer sacks	75-36-1	2-6
DEFENSE	**UNDER REID**	**IN 2011**
• Having 2+ INTs	51-13	1-2
• Having 3+ turnovers	52-10	1-0
• Opponents less than 40% on 3rd down	92-36-1	3-1
• Opponents less than 30% on 3rd down	63-13-1	2-0
• Scoring a defensive TD	28-7	1-2
• Returning an INT for a TD	19-4	0-1
• Returning a fumble for a TD	9-3	1-1
• Recording 3+ sacks	72-22-1	3-4
• Recording 5+ sacks	25-4-1	1-0
• Allowing 17 or fewer points	85-19-1	4-0
• Allowing 10 or fewer points	46-3	2-0
• Allowing a 100-yard rusher	24-23	0-4
• Not allowing a 100-yard rusher	97-57-1	4-3
• Allowing a 100-yard receiver	40-21-1	2-2
• Not allowing a 100-yard receiver	82-58	2-4
• Allowing a 300-yard passer	12-13	0-1
• Not allowing a 300-yard passer	109-66-1	3-5
• Not allowing a rushing TD	82-26-1	2-1
• Not allowing a passing TD	44-15	2-1
• Not allowing a TD	27-3	0-0
SPECIAL TEAMS	**UNDER REID**	**IN 2011**
• Having a KR or PR TD	8-3	0-0

NOVEMBER REIGN

The Philadelphia Eagles are one of the best teams in the NFL in the season's third month, and have always had a tendency to finish strong under Andy Reid.

- The Eagles have the best record in the NFC in November, going 33-20-1 (.620) since 1999
- The Patriots are 32-19 in November since 1999, and are 32-16 under Bill Belichick

NOVEMBER RECORDS SINCE 1999

Team	Record	
Indianapolis	37-17	(.685)
New England	32-19	(.627)
Philadelphia	**33-20-1**	**(.620)**
Baltimore	34-21	(.618)
NY Jets	30-20	(.600)
Minnesota	30-21	(.588)

DOWN THE STRETCH THEY COME

Under Andy Reid, the Philadelphia Eagles have shown their ability to rebound from slow starts and become one of the top teams in the NFC thanks to very strong finishes

- The Eagles under Reid are also the best team in the NFC in the season's second half second half of the season, posting a 70-38-1 (.647) mark in the regular seasons final months

NFL REG. SEASON RECORDS NOV, DEC, JAN SINCE 1999

Team	Record	Pct.
New England	76-31-0	.710
Indianapolis	76-36-0	.679
Philadelphia	**70-38-1**	**.646**
Pittsburgh	69-40-1	.632
Baltimore	69-41-0	.627
Green Bay	69-42-0	.621

STRONG ON BOTH SIDES

Since 2006, the Eagles have been consistently strong on both offense and defense

- The Eagles are second in the NFC and are third in the NFL with a 58.1 yards per game differential since 2006. In that span, the Birds average 372.8 yards per game on offense and give up 314.7 yards per game on defense

YARDS/GAME DIFFERENTIAL SINCE 2006

Team	Gained	Allowed	Diff
Pittsburgh	347.2	277.5	69.7
New Orleans	393.4	335.1	58.3
Philadelphia	**372.8**	**314.7**	**58.1**
New England	380.4	325.5	54.9
Dallas	370.5	319.6	50.9

- In 2011, Philadelphia leads the NFC and is third in the league with 82.1 yards per game differential. The Birds average 415.5 yards per game of offense while giving up 333.4 yards per game on defense. New England is 11th with a 22.5 yards per game differential. The Pats average 426.7 yards per game on offense (second in the league) and 404.2 yards per game on defense (last).

YARDS/GAME DIFFERENTIAL IN 2011

Team	Gained	Allowed	Diff
Houston	396.2	269.7	126.5
Pittsburgh	383	280.1	102.9
Philadelphia	**415.5**	**333.4**	**82.1**
New Orleans	436.9	361.4	75.5
Dallas	398.8	328.6	70.2

RECORDS UNDER REID

2011 WEEK-BY-WEEK NFL RANKINGS

	OFFENSE			DEFENSE		
	Total	Rush	Pass	Total	Rush	Pass
Week 1	7	1	25	16	25	10
Week 2	6	2	16	13	30	6
Week 3	6	2	19	12	30	8
Week 4	4	2	9	16	30	11
Week 5	3	1	8	15	30	7
Week 6	3	1	10	14	24	10
Week 7	3	1	8	13	23	10
Week 8	1	1	9	11	19	10
Week 9	3	1	9	12	23	9
Week 10	3	1	10	13	17	11
Week 11	3	1	11	12	14	11

STAYING POSITIVE

Under Andy Reid's guidance, the Eagles have done a great job of protecting the ball and limiting turnovers.

- Since 1999, the Eagles are fourth in the NFL and second in the NFC with a +51 cumulative TO ratio
- Philadelphia also has the fourth-best ratio since 2008 with a +19cumulative TO mark
- The Birds have posted a positive ratio in 10 of Reid's prior 12 seasons

TURNOVER RATIO NFL SINCE 1999	TURNOVER RATIO NFL SINCE 2008
+92 New England	+52 Green Bay
+59 Kansas City	+40 New England
+56 Tampa Bay	+31 Baltimore
+51 Philadelphia	**+19 Philadelphia**
+49 Baltimore	+15 Atlanta

THE EAGLES RECORD WHEN...

- **Turnover ratio is +2 or better:** 47-6
- **Turnover ratio is positive:** 72-17
- **Turnover ratio is negative:** 23-41-1
- **Turnover ratio is even:** 25-23

THROUGH GOOD TIMES AND BAD TIMES

Reid's Philadelphia squads have been known for both prospering in good times and turning negatives into positives in regards to winning and losing.

- The Eagles have posted a 63-36 record (.636) the week after wins. Their ability to capitalize on a win the week before has allowed the Eagles to string together 18 winning streaks of three or more games during Reid's tenure.
- Philadelphia is also strong coming off of a loss. Reid has effectively rallied his troops to a 41-21-1 (.659) mark when losing the week before, as he did when the Eagles defeated the Giants 17-10 on Nov. 20 at MetLife Stadium

BEST RECORDS AFTER A LOSS SINCE 2000

Team	Record	Pct.
New England	36-13-0	.735
Philadelphia	**41-21-1**	**.659**
Pittsburgh	40-21-0	.656
Baltimore	45-27-0	.625
Indianapolis	29-25-0	.537

BETTER AFTER THE BYE

After the bye week, the Philadelphia Eagles under Reid have shown a knack for posting impressive results.

- Philadelphia is 80-37-1 after the bye week under Reid, one of the best marks in the league
- Andy Reid improved his record to 13-0 coming off of the bye week with a 34-7 win over the Cowboys (10/30)

REID'S CAREER BEFORE AND AFTER BYE WEEK

Year	Before (pct.)	After (pct.)
1999	4-11 (.267)	1-0-0 (1.000)
2000	10-5 (.667)	1-0-0 (1.000)
2001	2-2 (.500)	9-3-0 (.750)
2002	3-2 (.600)	9-2-0 (.818)
2003	0-2 (.000)	12-2-0 (.857)
2004	4-0 (1.000)	9-3-0 (.750)
2005	3-2 (.600)	3-8-0 (.273)
2006	4-4 (.500)	6-2-0 (.750)
2007	1-3 (.250)	7-5-0 (.583)
2008	3-3 (.500)	6-3-1 (.650)
2009	2-1 (.667)	9-4-0 (.692)
2010	4-3 (.571)	6-3-0 (.667)
2011	2-4 (.250)	2-2 (.500)
Overall	**42-42 (.500)**	**80-37-1 (.688)**

YEAR-BY-YEAR NFL RANKINGS UNDER ANDY REID

	OFFENSE			DEFENSE			POINTS/GAME		
	Total (Rk)	Rush (Rk)	Pass (Rk)	Total (Rk)	Rush (Rk)	Pass (Rk)	For (Rk)	Against (Rk)	Diff (Rk)
1999	239.4 (30)	109.1 (17)	130.3 (31)	341.4 (24)	125.1 (28)	216.3 (15)	17.0 (25)	22.3 (22)	-5.3 (25)
2000	312.9 (17)	117.6 (15)	195.3 (20)	301.1 (10)	114.4 (20)	186.9 (7)	21.9 (12)	15.3 (4)	6.6 (6)
2001	307.7 (17)	111.1 (14)	196.6 (20)	293.8 (7)	114.8 (18)	179.0 (2)	21.4 (10)	13.0 (2)	8.4 (3)
2002	350.3 (10)	138.8 (7)	211.5 (19)	297.1 (4)	103.8 (9)	193.4 (7)	25.9 (4)	15.1 (2)	10.9 (1)
2003	314.7 (18)	125.9 (9)	188.8 (20)	331.7 (20)	129.4 (22)	202.3 (16)	23.4 (11)	17.9 (7)	5.4 (8)
2004	351.1 (9)	102.4 (24)	248.7 (7)	319.7 (10)	118.9 (16)	200.8 (12)	24.1 (8)	16.2 (2)	7.9 (4)
2005	319.3 (19)	89.5 (28)	229.8 (8)	325.4 (23)	117.7 (21)	207.7 (21)	19.4 (18)	24.2 (27)	-4.9 (24)
2006	381.4 (2)	124.0 (11)	247.6 (3)	328.1 (15)	136.4 (26)	191.7 (9)	24.9 (6)	20.5 (15)	4.4 (8)
2007	358.1 (6)	123.4 (8)	234.7 (10)	311.4 (10)	95.8 (7)	215.6 (18)	21.0 (17)	18.8 (9)	2.2 (11)
2008	350.5 (9)	106.1 (22)	244.4 (6)	274.3 (3)	92.3 (4)	182.1 (3)	26.0 (6)	18.1 (4)	7.9 (4)
2009	357.9 (11)	102.3 (22)	255.6 (10)	321.1 (12)	104.7 (14)	216.4 (17)	26.8 (5)	21.0 (19)	5.7 (10)
2010	389.4 (2)	145.4 (5)	243.9 (9)	327.2 (12)	110.4 (15)	216.8 (t14)	27.4 (3)	23.6 (t21)	3.9 (9)
2011	415.5 (3)	168.0 (1)	247.5 (11)	333.4 (12)	110.9 (14)	222.5 (11)	23.7 (10)	21.3 (16)	2.4 (11)

COACHING CAPSULES

MARTY MORNHINWEG
Asst. Head Coach/Off Coord.

9th year in Philadelphia

Known as one of the top offensive minds in the league, Mornhinweg has put together record-setting performances for two different franchises (San Francisco and Philadelphia) in the role of offensive coordinator. In 2010, the Eagles set a franchise record in points for the 3rd consecutive year.

- Earned NFL assistant coach of the year honors from *Pro Football Weekly* in 2010
- Five QBs have earned Pro Bowl status working under him: Michael Vick, Donovan McNabb, Steve Young, Jeff Garcia and Brett Favre
- Served as head coach of the Detroit Lions from 2001-02
- In 1996, tutored Packers quarterbacks as Favre captured MVP honors in leading his team to a Super Bowl XXXI championship
- Also coached with Andy Reid at Green Bay, Texas-El Paso and Missouri
- Has been elected to the Grizzly Sports Hall of Fame at the University of Montana and the Oak Grove HS Hall of Fame
- Earned Northern California HS player of the year honors at Oak Grove, where Mike Holmgren served as an assistant coach

JUAN CASTILLO
Defensive Coordinator

17th year in Philadelphia

After a 13-year stint as the Eagles offensive line coach, Castillo returned to the side of the ball where his playing and coaching career began when Andy Reid named him defensive coordinator on February 2, 2011. As the Eagles O-line coach, he often confided with the late Jim Johnson and his defensive staff, exchanging ideas about blitzes, protections and coverages.

- Four linemen earned their first Pro Bowl selection under Castillo: Tra Thomas, Jermane Mayberry, Jon Runyan, and Shawn Andrews
- Also displayed a penchant for developing undrafted players into NFL starters, including Jamaal Jackson, Nick Cole, Hank Fraley, Artis Hicks and Bubba Miller
- Is proud to be one of a few coaches of Hispanic descent. Fluent in Spanish and has promoted the game for its Spanish-speaking audience
- Was one of four members of former coach Ray Rhodes' staff to be retained by Reid in 1999
- Former linebacker with Texas A&I and the USFL's San Antonio Gunslingers
- His son, Gregory, is a cornerback at the University of Iowa
- On July 4, 2009, his hometown of Port Isabel, TX, celebrated "Juan Castillo Day" in which the mayor gave him the key to the city

BOBBY APRIL
Special Teams Coordinator

2nd year in Philadelphia

One of the most highly-regarded special teams coaches in the NFL, April spent six seasons with Buffalo (2004-09) and guided their special teams to the #1 ranking in the NFL 3 times, according to the intricate system compiled annually by esteemed *Dallas Morning News* columnist Rick Gosselin.

- In his first season with the Eagles, April's units ranked 7th in net punting average, 9th in kickoff coverage, and 12th in punt return average
- Was twice named special teams coach of the year by his peers in 2004 and 2008
- Helped the Steelers earn a trip to the Super Bowl in 1995 as their special teams coordinator
- Son, Bobby April, III, was named Eagles defensive quality control coach in 2011

BOBBY APRIL, III
Defensive Quality Control

1st year in Philadelphia

- The son of the Eagles special teams coordinator, he previously coached at Nicholls State and Portland State
- Was believed to be the youngest coordinator in college football while at Portland State (25 years old)

MIKE CALDWELL
Linebackers

4th year in Philadelphia

- Enjoyed an 11-year NFL career as a linebacker with Cleveland, Baltimore, Arizona, Philadelphia (1998-2001), Chicago, and Carolina
- Voted by his teammates as the Eagles special teams MVP in 1998
- Served as an intern coach during the Eagles 2007 training camp, working with the team's linebackers
- Niece, Nikki, is the head women's basketball coach at LSU

DAVID CULLEY
Sr. Offensive Asst/Receivers

13th year in Philadelphia

- Under his direction in 2009, DeSean Jackson became the first player in NFL history to earn a Pro Bowl berth as both a receiver and a return man. Jackson went on to earn a 2nd Pro Bowl berth in 2010
- In addition, Jeremy Maclin caught more passes (126) in his first two seasons as an Eagle than any other player besides TE Keith Jackson (144)
- Coached in six conference championship games as an NFL assistant
- As quarterbacks coach at Southwestern Louisiana, tutored former Eagle Brian Mitchell as he became the first player in NCAA history to pass for over 5,000 yards and rush for over 3,000 yards in a career
- Was recruited by Bill Parcells as a quarterback at Vanderbilt

JOHNNIE LYNN
Secondary/Cornerbacks

1st year in Philadelphia

- Spent the past five seasons with San Francisco as their secondary coach
- A 4th round draft pick of the NY Jets in 1979 from UCLA, he played 7 seasons for the Jets, recording 17 INTs in 97 games
- While with the Ravens in 2004, Ed Reed earned NFL Defensive POY honors and Chris McAlister earned a Pro Bowl berth
- Worked as defensive coordinator of the NY Giants from 2002-03

TOM MELVIN
Tight Ends

13th year in Philadelphia

- Played a key role in the development of Brent Celek, who has caught 118 passes in the last two years as a full-time starter
- Was an offensive lineman at San Francisco State and his position coach was Andy Reid
- His cousin, Bob Melvin, a former MLB catcher, is the manager of Oakland A's

COACHING CAPSULES

HOWARD MUDD
Offensive Line

1st year in Philadelphia

- One of the most renowned O-line coaches in NFL history, Mudd joined the Eagles on Feb. 2, 2011 after a one-year retirement
- In a 12-year stint in Indianapolis (1998-2009), helped the Colts earn a Super Bowl championship in 2006 and post the most regular season wins in a decade (115) in NFL history, including 7 consecutive 12-win campaigns
- Under his watch, the Colts scored a league-best 26.1 points per game and allowed a NFL-low 227 sacks. His troops helped protect four-time league MVP Peyton Manning and paved the way for two rushing titles by Edgerrin James
- Was a three-time Pro Bowl starting guard (1966-68) and was named to the NFL's All-Decade team of the 1960's. Played for the 49ers (1964-69) and Chicago (1969-71)

MATT NAGY
Offensive Quality Control

1st year in Philadelphia

- A native of Lancaster, PA, set over 20 records as a QB at the University of Delaware, including career yards and TDs
- Played six seasons in the Arena Football League from 2002-08
- Served as coaching assistant with Eagles in 2010

DOUG PEDERSON
Quarterbacks

3rd year in Philadelphia

- Promoted to his current post in 2011 after spending first two seasons as offensive quality control coach
- Compiled a 40-11 record as head coach and assistant athletic director of Calvary Baptist Academy in Shreveport, LA from 2005-08
- A 12-year NFL veteran, Pederson signed as a rookie free agent with Miami in 1991 and spent time with the Dolphins, Green Bay, Philadelphia (1999), and Cleveland
- During his NFL career, Pederson backed up Dan Marino, Brett Favre and Donovan McNabb

DUCE STALEY
Special Teams Quality Control

1st year in Philadelphia

- Gained 5,785 yards during his 10-year NFL career with Philadelphia (1997-2003) and Pittsburgh (2004-06)
- A 3rd round draft pick of the Eagles in 1997, he ranks 4th on the team's all-time rushing list. Is one of two Eagles to top the 200-yard rushing mark in a game (Steve Van Buren)
- Earned a Super Bowl championship ring with the Steelers in 2005
- His Eagle teammates voted him offensive MVP three times (1998, '99, and 2002)
- Was a coaching intern with Eagles in 2010

JIM WASHBURN
Defensive Line

1st year in Philadelphia

- Regarded by many NFL observers as the best D-line coach in the league, Washburn joined the Eagles on Jan. 19, 2011 after a 12-year tenure in Tennessee
- During his time with the Titans, they ranked 7th in the NFL in sacks and 5th in rushing yards allowed, while helping them earn six playoff berths, three division titles and one AFC championship
- Tutored five D-linemen to 10 total Pro Bowls (Kyle Vanden Bosch, Kevin Carter, Jason Babin, Albert Haynesworth, and Jevon Kearse)
- His son, Brady, was a D-lineman at Clemson and his other son, Jeremiah, was an O-lineman at Arkansas and serves as an assistant O-line coach with the Detroit Lions

TED WILLIAMS
Running Backs

17th year in Philadelphia

- Under his tutelage, LeSean McCoy ranked 4th in the NFL with 1,672 total yards from scrimmage in 2010. He also broke the Eagles all-time rookie rushing record with 637 yards in 2009
- In 20009, Leonard Weaver became the 2nd Eagle fullback ever to earn Pro Bowl honors
- Tutored a 1,000-yard rusher seven times during his tenure in Philadelphia (three by Duce Staley, two by Brian Westbrook, and one each by Ricky Watters and McCoy)
- Was one of four members of Ray Rhodes' staff to be retained by Andy Reid in 1999
- A basketball and baseball star at Centennial High School in Compton, CA, earned a place in the Cal Poly-Pomona University baseball Hall of Fame

MICHAEL ZORDICH
Secondary/Safeties

2nd year in Philadelphia

- Prior to joining the Eagles as a coaching intern in 2009, was hired by Youngstown State as a safeties coach early in 2009. Also worked as a defensive assistant at Cardinal Mooney HS in Youngstown from 2003-08
- A 9th round draft choice of the San Diego Chargers in 1986, Zordich played in 185 games for the New York Jets, Phoenix Cardinals and the Eagles (1994-98) and recorded 810 tackles, 20 interceptions, five sacks and four touchdowns
- Earned All-America honors at Penn State, where he was part of their 1982 National Championship squad
- His son, Michael, is a fullback at Penn State, and his son, Alex is a quarterback at the University of Buffalo

BARRY RUBIN
Head Strength & Conditioning

4th year in Philadelphia

- Spent his first 2 seasons in Philadelphia as a strength and conditioning assistant
- Previously served as the head strength and conditioning coach of the Green Bay Packers from 1999-2005
- In 2003, was inducted into the USA Strength and Conditioning Coaches Hall of Fame for his contributions to the field

RICK BURKHOLDER
Head Athletic Trainer

13th year in Philadelphia

- Joined Eagles in 1999 after six seasons as assistant athletic trainer with Pittsburgh
- Burkholder and his staff were voted by their NFL peers as the Athletic Training Staff of the Year in 2010
- A Carlisle, PA, native, was influenced by his father, Richard, a long-time athletic trainer at Carlisle HS, and his mother, Nancy, a registered nurse

OUTSTANDING OWNERSHIP

JEFFREY LURIE
Chairman/Chief Executive Officer

16th year in Philadelphia
Overall Record: 162-124-2 (.566)

Driven by a tireless pursuit of a Super Bowl championship for the city of Philadelphia, Jeffrey Lurie has shaped the Eagles into one of the most successful organizations in professional sports on and off the field. Along the way he has fueled energy, optimism, and pride throughout the entire organization, and has provided first-class working facilities along with a family atmosphere.

Taking over a franchise that made the playoffs just 14 times in a 62-year span (23%), the Eagles have been a perennial Super Bowl contender under Lurie, earning playoff berths in 11 of his 16 years as owner (69%). Only Indianapolis (13) has made more playoff appearances than the Eagles since 1995, Lurie's first full season as owner. In the decade of the 2000's, only one other franchise (Indianapolis, 9) made more playoff appearances than Philadelphia's eight and only one other franchise (New England) matched the Eagles' five berths in the conference championship game.

From 2000-09, the Eagles won an NFC-best 103 regular season games and 10 playoff contests, while capturing five division titles (trailing only New England's 6). As such the Eagles became just the 13th team to top the century mark in wins over the course of one decade.

LURIE'S LANDMARKS:

- Under his guidance, Eagles Youth Partnership (EYP), the team's charitable wing, has developed into one of the most innovative and dynamic non-profit organizations in sports philanthropy
- The Eagles, based on the work of EYP, were one of three finalists joining Manchester United and Hapoel Keter Tel Aviv FC for the coveted 2010 Sport Team of the Year award by Beyond Sport, a global organization that promotes, develops and funds the use of sport to create positive social change across the world. They are finalist again for that award in 2011
- The *Philadelphia Business Journal* honored the Eagles as one of Philadelphia's top charitable corporations in 2009. "That giving attitude, driven by Jeffrey and Christina Lurie, made them a winner in every category of the Corporate Philanthropy Awards."
- Lurie is a director of the NLM Family Foundation, which devotes much of their resources to autism research and education. NLM co-funded a short documentary film entitled Autism Is A World that received a nomination for a 2005 Academy Award
- The Lurie Family Foundation was also established by Jeffrey and Christina Lurie with an emphasis on health issues, especially in the areas of autism and cancer research
- Under his direction, the Eagles have also developed a substantial Go Green program, a ground-breaking initiative to better the environment by creating and sustaining programs that improve the quality of life in the Philadelphia region, green the environment and reduce the team's impact on the planet
- Serves as chairman of the Los Angeles Stadium Working Group Committee, in addition to sitting on the NFL's Finance Committee, Broadcast Committee, International Committee, and the Super Bowl Advisory Committee
- Was named NFL owner of the year by *The Sporting News* in 1995 and by Pro Football Insider in 2000

BEHIND THE SCENES WITH LURIE ...

Favorite Philadelphia restaurants: Osteria, Tinto and Blackfish
Favorite Philadelphia breakfast spot: Honey's Sit N Eat
On your iPod: ranges from The Doors to Bob Marley to Shakira
First concert attended: Beach Boys
Favorite team growing up: Red Sox, Celtics
Favorite player growing up: Bobby Orr
Favorite TV shows of all time: *Hogan's Heroes*, *The Fugitive*, *24*
Favorite books: *The Kite Runner*, *Book of Daniel*
Favorite all-time movies: *The Great Escape*, *The Godfather Part II*
Favorite recent movie: *The Ghost Writer, Slumdog Millionaire*
Favorite dog breeds: Bernese Mountain Dog, Wheaten Terrier

EAGLES RECORDS UNDER LURIE

Since 1995	W-L-T	PCT
New England	194-97-0	.667
Green Bay	185-104-0	.640
Pittsburgh	183-106-1	.633
Indianapolis	173-116-0	.599
Denver	163-116-0	.584
Philadelphia	**162-124-2**	**.566**
Baltimore	144-120-1	.544

* including playoffs

Since 2000	W-L-T	PCT
New England	147-58-0	.717
Pittsburgh	134-68-1	.663
Indianapolis	134-70-0	.657
Philadelphia	**127-77-1**	**.622**
Green Bay	122-77-0	.617
Baltimore	120-81-0	.597
NY Giants	110-87-0	.558

* including playoffs

HISTORY OF EAGLES OWNERS ...

Under Lurie, the Eagles have a greater overall winning percentage and appeared in more playoff games and won more than any other ownership group in team history

Owners	Years	Playoffs	Reg. Season
Jeffrey Lurie	**1995-pres.**	**11-11**	**151-113-2 (.571)**
Norman Braman	1985-94	1-4	86-72-1 (.544)
Alexis Thompson	1941-48	2-1	38-36-5 (.513)
James P. Clark	1949-63	2-0	87-91-6 (.489)
Leonard Tose	1969-84	3-4	96-129-6 (.429)
Jerry Wolman	1964-68	0-0	28-41-1 (.407)
Bert Bell/Lud Wray	1933-40	0-0	19-65-3 (.236)

DECADE OF SUCCESS

In the decade of the 2000s, the Eagles were one of the most successful franchises in the league, owning the NFL's 3rd best regular season record (103-56-1, .647) and the 4th best overall mark (113-63-1, .641).

- Only six teams in the history of the NFL won more regular season games in a single decade than Philadelphia's 103
- The Eagles advanced to the playoffs eight times in the 2000s, becoming one of 10 teams in NFL history to do so. Only the Colts (9 in 2000s) and the Cowboys (9 in 1970s) made more playoff appearances in any decade

MOST REGULAR SEASON WINS IN A DECADE

Indianapolis	2000s	115
San Francisco	1990s	113
New England*	2000s	112
Dallas*	1970s	105
Miami*	1970s	104
San Francisco	1980s	104
Philadelphia*	**2000s**	**103**
Buffalo	1990s	103

**all with same head coach*

TEAM
NOTES & TRENDS

EASTBOUND AND UP

The Eagles play their second game of four against AFC East foes when they host the Patriots this Sunday, and have been successful against that division in the past.

- Since the division realignment in 2002, the Eagles own a 6-3 mark against AFC East teams
- Andy Reid is 7-5 against the AFC East in his career, including a 3-1 record at home. He is 1-3 against the Pats and 1-1 at home
- In their first contest against an AFC East team this season, the Eagles fell to Buffalo 31-24 at Ralph Wilson Stadium. The Eagles will travel to Miami (12/11) and play the NY Jets (12/18) at home

REID VS. AFC DIVISIONS

	Record	Pct.
AFC East	**7-5**	**.583**
AFC West	7-4	.636
AFC North	4-3-1	.563
AFC South	5-9	.357

EAGLES VS. AFC EAST

Buffalo	6-6
Miami	5-7
New England	**6-5**
NY Jets	8-0

PROTECT THIS HOUSE

Since Lincoln Financial Field opened in 2003, the Eagles have utilized their home-field advantage by posting one of the top records in the NFC.

- The Eagles own a 45-30 record at home (regular season and playoffs) since the opening the Linc, which is the best home record in the NFC East and sixth-best in the NFC since 2003
- Lincoln Financial Field has been unfriendly to opposing offenses, who have managed 21.1 points/game on Philadelphia's home field since 2003, third in the NFC and eighth in the NFL
- The Eagles have averaged 24.0 points per game on offense at home

NFC HOME RECORDS SINCE 2003

Team	Record	Pct.
Seattle	51-23	.689
Chicago	49-26	.653
Minnesota	45-26	.634
Green Bay	46-27	.630
Atlanta	43-28	.606
Philadelphia	**45-30**	**.600**

*includes reg. season+playoffs

FATHER TIME IS KIND

The Eagles have been one of the top teams in terms of time of possession in 2011, thanks in part to a dominant running game

- Philadelphia leads the conference and is ranked third in the NFL in time of possession, holding onto the ball for an average of 32:36 per game

2011 TIME OF POSSESSION

Team	Time
Houston	33:51
Pittsburgh	32:43
Philadelphia	**32:36**
Atlanta	32:06
San Diego	32:02

TOPS IN SACK DIFFERENTIAL

With a +12 sack differential so far in 2011, the Eagles are tied for both first in the NFC and second in the NFL

- The Birds have racked up 29.0 QB takedowns in 2011, tied for fourth in the NFL and second in the NFC, while allowing only 17.0 sacks. This includes when Philadelphia did not allow a sack against the Atlanta Falcons (9/18) and the Buffalo Bills (10/9)
- Since Andy Reid took over in 1999, the Eagles have the fourth highest total in the conference with a +43 sack differential

NFC SACK DIFFERENTIAL SINCE 1999

Team	Sacks	Allowed	Diff.
Green Bay	489	370	+119
NY Giants	521	402	+119
New Orleans	484	402	+82
Philadelphia	**539**	**496**	**+43**

THE THIRD PHASE

Under coordinator **Bobby April**, the Eagles special teams unit has thrived. The Eagles have three rookies in the unit: K **Alex Henery**, KR **Dion Lewis**, and P **Chas Henry**. One of the most explosive returners in the NFL, **DeSean Jackson** is the primary punt return man.

- Henery is 16-for-19 on field goals so far this season.. He is a perfect 26-for-26 on PATs as well. Henery made his only FG attempt of 33 yards at New York (11/20)
- Jackson is known as one of the most prolific punt returners in the game, having posted four punt return TDs (third-most in the NFL during his career) and 1,199 career return yards, the second-highest mark in the NFC and third in the league since 2008. Jackson tore off a season-long return of 51 yards in the third quarter and had 54 return yards overall in the Eagles win against the Giants (11/20)
- Since 2005, the Eagles are third in the NFL in punt return yardage with 2,571
- Additionally, the Eagles coverage units have been exceptional, ranking fourth in the NFL by allowing opponents an average start of 20.1 yards on kickoffs
- With only 98 punt return yards allowed so far in 2011, the Eagles unit is third in the conference and is fifth in the league

PUNT RETURN YARDAGE SINCE 2008

Player	Yds	Avg	TD
Jac. Jones, Hou	1,324	10.4	3
Hester, Chi	1,310	12.0	5
Jackson, Phi	**1,199**	**10.8**	**4**
Cribbs, Cle	1,063	9.8	1

2011 KICKOFF COVERAGE

Team	Opp. Avg Start
Tampa Bay	19.3
St. Louis	19.5
Washington	19.8
Philadelphia	**20.1**
NY Jets	20.1

OFFENSIVE NOTES & TRENDS

ON THE OFFENSIVE

Under the guidance of offensive coordinator **Marty Mornhinweg**, the Eagles offense has gone off to a record breaking start and is on pace to be among the top offenses of all-time

- With 4,155 yards of total offense through ten games in 2011, this year's squad is ranked second in the conference and the NFL (New Orleans has 4,369). The total is also the second-most in franchise history
- The Eagles are second in the NFC and third in the NFL with 415.5 yards per game of total offense
- Philadelphia averages 6.2 yards per offensive play, which is tied for fourth in the league
- Since Mornhinweg took the reigns to the offense in 2004, Philadephia is third in the conference and fourth in the NFL with 362.9 yards of total offense per game

EAGLES OFFENSES THROUGH 10 GAMES

Year	Yards
1953	4,215
2011	**4,155**
2010	3,994
2006	3,937
1965	3,909

2011 NFL OFFENSES

Team	Yards
New Orleans	436.9
New England	426.7
Philadelphia	**415.5**
Green Bay	406.5
Carolina	400.9

RUSH HOUR

The Philadelphia Eagles rushing attack currently sits atop the NFL with 168 yards per game and 1,680 yards. The Birds also have posted a league-best 5.6 yards per carry

- Since 2009, the Eagles lead the NFC and are second in the league, rushing for 134.3 yards per game
- With 62 runs of 10+ yards in 2011, the Eagles lead the NFL. Both RB **LeSean McCoy** and QB **Michael Vick** have proven their ability to evade defenders for long runs, as McCoy leads the league with 38 rushes of over 10 yards this season, while Vick is ninth with 21

2011 NFL RUSHING

Team	Yds/game
Philadelphia	**168.0**
Houston	158.1
Oakland	156.8
Denver	154.9
Minnesota	143.8

2011 NFL 10+ YD RUSHES

Team	10+ yd. rushes
Philadelphia	**62**
Denver	50
Minnesota	48
Houston	47
Oakland	46

STAYING ON THE FIELD

Philadelphia is currently the best team in the NFL in avoiding three and outs and staying on the field to put the offense in a position to score.

- In 2011, the Eagles have had only 13 three-and-outs on 115 offensive series, the best percentage (11.3%) in the league

2011 3-AND-OUT DRIVES

Team	3-and-outs %
Philadelphia	**13-115 (11.3%)**
Green Bay	15-110 (13.6%)
New Orleans	16-112 (14.3%)
Dallas	18-118 (15.3%)

MOVING THE CHAINS

The Eagles will look to continue the success that they've had getting a fresh set of downs so far in 2011.

- With 231 first downs, the Eagles are second in the league (New Orleans are first with 245). They are first in the league with 94 via the rush and have also accumulated 120 via the pass, and 17 due to opposing team penalties
- With 72 total first downs (60 rush, 12 receiving), RB **LeSean McCoy** has moved the chains more than any other player in the league

2011 NFL FIRST DOWNS

Team	No.	Rush	Pass	Pen
New Orleans	245*	64	170*	11
Philadelphia	**231**	**94***	**120**	**17**
San Diego	229	54	154	21
Atlanta	226	67	131	28
New England	224	53	151	20

*league leader

THIRD-AND-GOLD

The Eagles will look to continue the success that they've had getting a fresh set of downs, particulary on third-downs, when they face off against the Giants

- Philadelphia is third in the NFC and sixth in the NFL with a 44.4% conversion rate on third-down
- The Eagles have converted on 23-of-65 (35.4%) of third-and-long situations (six-plus yards), which is fourth in the league. They are also 12-of-37 (32.4%) on third-and-10+ scenarios, third in the NFL
- In 2011, QB **Michael Vick** is third in the league with 16 carries for 132 yards on third down
- Since 2010, Vick leads the league with 375 rushing yards on 42 attempts (8.9 yards/carry) on third-down plays, gaining 21 first downs adding one TD

2011 NFC THIRD DOWN PCT.

Team	Third %
New Orleans	53.3
Green Bay	51.2
Philadelphia	**44.4**
Atlanta	42.6
Minnesota	40.3

2010-11 THIRD-DOWN RUSHING

Player	No.	Yards	1st
Vick, Phi	**42**	**375**	**21**
Foster, Hou	59	358	35
Freeman, TB	36	221	27
Bush, Oak	36	207	17
Jackson, StL	42	206	12

BIG PLAY BIRDS

Once again in 2011, the Eagles have proven to be one of the most explosive big play offenses in the league with 51 plays of 20+ yards so far in the 2011 campaign

- Since 2000, no team has completed more plays of 20+ yards than Philadelphia with 761. They have also been among the league leaders in each of the previous seasons under Reid

JACKSON

20-PLUS YARD PLAYS

Years	Plays	Rank
Since 2000	761	1st
Since 2002	649	1st
Since 2004	524	1st
Since 2006	400	1st
Since 2008	266	1st
Since 2010	131	2nd

NFL BIG PLAYS IN 2011

Team	20+ yd plays
Oakland/Carolina	58
San Diego	53
Dallas	52
Philadelphia	**51**
New England	47

OFFENSIVE
NOTES & TRENDS

SHADY'S ON TOP

MC COY

In his third pro season, Eagles RB **LeSean McCoy** is establishing himself as one of the most explosive and elusive runners in the NFL today.

- McCoy currently leads the league in rushing with 188 attempts for 1019 yards (more than any other Eagles back in franchise history through ten games), along with 10 TDs. McCoy has now topped 1,000 rushing yards in back-to-back seasons, becoming the fifth player in team history to accomplish that feat
- The former Pitt standout posted his eighth-career 100-yard rushing game and his fifth of the season when he ran 23 times for 113 yards in the Eagles 17-10 win over the NY Giants (11/20)
- This season, McCoy has compiled 1,217 scrimmage yards, second in the NFC and third in the league. Since his rookie season, McCoy has established himself as a dual threat, racking up 3,949 scrimmage yards, third among NFC running backs

2011 NFL YARDS FROM SCRIMMAGE LEADERS

Player	Rushing	Receiving	Scrimmage Yds
Forte, Chi	926	465	1,391*
Jackson, Buf	934	442	1,376
McCoy, Phi	**1019***	**198**	**1,217**
Foster, Hou	740	445	1,185

*-league leader

VY GETS THE W

YOUNG

In his first start with the Philadelphia Eagles, **Vince Young** led the Birds to a 17-10 victory over the New York Giants. Young improved to 31-17 as a starter with the win

- Young went 23-of-36 passing in his debut and threw for 258 yards with two TDs, three INTs, and a 69.0 passer rating. He was sacked only once
- With 11:36 remaining in the fourth quarter, Young engineered an 18-play, 80-yard drive that culminated in an eight-yard TD pass to WR **Riley Cooper** to give the Eagles a permanent 17-10 lead with 2:50 left to play. It was the 13th fourth-quarter, game-winning drive of his career

BE LIKE MIKE

QB **Michael Vick** has proven to be one of the most dynamic and versatile quarterbacks in the NFL and has been a major part of the Eagles offensive success since taking the reigns.

- Over the past two seasons, Vick has compiled a 91.1 passer rating, which ranks fourth among NFC signal callers and eighth in the league. He has also averaged 248.1 passing yards over that span
- Vick currently sits atop the NFL with 8.2 yards per carry. He leads all signal callers with 535 rushing yards on 65 attempts in 2011
- Since 2009, the former Va. Tech standout has 1,306 rushing yards on 189 attempts, which are tops in the league for QBs. He also is tied for the league lead with 11 rushing TDs

2011 QB RUSHING

Player	Att	Yds
Vick, Phi	**65**	**535**
Newton, Car	77	411
Tebow, Den	56	388

AERIAL ATTACK

The Philadelphia Eagles wide receiving corps hasdeveloped into one of the most talented skill position groups in the NFL, and they are enjoying a very productive 2011 campaign.

BIG MAC

- A second-year wideout out of Missouri, Maclin leads the team with 612 yards on 46 receptions along with four touchdowns in 2011. With 14 TDs since entering the league last season, he is third in the NFC and tied for seventh in the NFL over that span. He missed last game (11/20 at NY) with a shoulder and hamstring injury

2010-11 NFC WR TDS

Player	TDs
Johnson, Det	23
Jennings, GB	19
Nicks, NYG	15
Maclin, Phi	**14**
White, Atl	13

D-JACK ATTACK

- One of the most dangerous deep threat wideouts in the game, WR **DeSean Jackson** averages a team-high 16.9 yards per catch this season. The fourth-year product out of California is the NFC leader and third in the NFL with 18.1 yards per catch since 2008. Jackson is also third in the NFL during that same time frame with 48 receiving plays of 25+ yards

CEL-BLOCK 87

- Fifth year tight end **Brent Celek** has been especially hot handed the past five games, racking up 28 receptions for 309 yards and two touchdowns. Celek had six receptions for 60 yards in the Eagles victory over the Giants (11/20)

CELEK'S RECEIVING STATS

	Rec	Yds	Yds/game	TD
First 5:	8	73	14.6	0
Last 5:	28	309	61.8	2

HANGIN WITH MR. COOPER

- Starting in place of an injured Jeremy Maclin,WR **Riley Cooper** caught a career-high five catches for 75 yards, and reeled in the game-winning TD catch with 2:50 remaining in the game.

IN THE TRENCHES


WATKINS

Led by offensive line coach **Howard Mudd**, the Eagles have enjoyed solid play from their offensive line so far in 2011 despite starting five different combinations along the line in nine games due to injuries and shuffling.

- The Birds are tied for first in the NFC and seventh in the league after allowing only 17.0 sacks through ten games
- The o-line has also helped the Eagles rush for 1,680 yards on the season, the best mark in the league

2011 NFC SACKS ALLOWED

Team	Sacks	Yds.
Philadelphia	**17.0**	**83**
Tampa Bay	17.0	92
Dallas	19.0	117
New Orleans	19.0	132
NY Giants	19.0	138

DEFENSIVE
NOTES & TRENDS

PLAYMAKING DEFENSE

The Philadelphia Eagles defense has become increasingly dangerous to opposing quarterbacks with its new found ability to force interceptions

HANSON

- The Eagles have tallied 11 interceptions for 106 yards in 2011. LB **Jamar Chaney** snagged his second INT of the season in the Birds 17-10 victory over the Giants (11/20). He joins S **Kurt Coleman** (3), CB **Nnamdi Asomugha** (3), CB **Asante Samuel** (2), and S **Nate Allen** (1) as Eagles who have picked off passes this season
- Since the start of last season, the Birds have notched 34 interceptions for 288 yards, tied for fourth in the league during that time frame
- CB **Asante Samuel** knotched his second INT of the year and ran it back 20 yards for a score against Arizona (11/13). It was his ninth-career touchdown on his 51st career interception (including playoffs)
- S **Kurt Coleman** was named NFC Defensive Player of the Week for the week of Oct. 16 after he exploded for three INTs in a 20-13 win over the Redskins

INTERCEPTIONS 2010-11

Team	INTs
Green Bay	43
New England	37
Chicago	36
Dallas	34
Philadelphia	**34**

INT COMPARISON

	INTs
First 5 games:	3
Last 5 games:	8

SHUTTING DOWN THE PASS

The Eagles pass defense is currently ranked fourth in the NFC, allowing 222.5 yards per game

- Under Andy Reid, the Eagles rank second in the conference and eighth in the league, allowing 201.8 yards per game via the air since 1999
- This season, the Birds have held their opponents to under 200 passing yards on three seperate occasions: at Atlanta (180, 9/18), St. Louis (181, 9/11), and Buffalo (188, 10/9)

NFC PASS DEFENSE SINCE 1999

Team	Yds./game
Tampa Bay	187.9
Philadelphia	**201.8**
Dallas	204.7
Washington	204.7
Green Bay	207.9

GETTING OFF THE FIELD

The Eagles under Reid have been the best defense in the NFC on third downs, and have continued to show that in 2011.

- Big Red's defenses have held opposing offenses to 34.7% on third-down since 1999, tops in the NFC and second in the league to Baltimore (34.3)
- Since 2007, no defense has been better than the Birds on third-down. The Eagles have posted a league-best 35.2% on third-down over the past four seasons
- In 2011, the Eagles defense has held the opposition to a 36.2% success rate

NFL THIRD-DOWN DEFENSE SINCE 2007

Team	Pct.
Philadelphia	**35.2**
Baltimore	35.6
Chicago	36.1
NY Giants	36.3
NY Jets	36.4

FORCING THE ISSUE

The Eagles have been able to disrupt opposing teams and create more opportunities for their offense by forcing and recovering fumbles, and are one of the best teams in doing so under Andy Reid with 212 forced fumbles since 1999, second in the league

ROLLE

- The Eagles have caused and recovered six fumbles this season. DE **Jason Babin** extinguished any hope of a late fourth quarter Giants comeback when he forced an Eli Manning fumble which was recovered by DT **Derek Landri**
- In addition to the Babin/Landri fumble, LB **Brian Rolle** forced a Matt Forte fumble and took it 22 yards for a TD. DE **Trent Cole** caused a Matt Forte fumble that was recovered by DT **Mike Patterson**. The first fumble recovery came against St. Louis (9/11), when DE **Darryl Tapp** caused a Sam Bradford fumble that was recovered by DE **Juqua Parker** and taken 56 yards for a TD, the second fumble recovery of his career. The second was a Frank Gore fumble that was caused by Jason Babin and recovered by Cullen Jenkins

FORCED FUMBLES SINCE 1999

Team	FF
Detroit	214
Philadelphia	**213**
Indianapolis	211
Chicago	210
NY Giants	199

STOPPING THE RUN

An important facet of the Eagles success has hinged on their ability to stop the run, and they've been able to do well against the rush in victories this season

- Philadelphia has been strong against the rush in wins this season, only giving up an 77.5 rushing yards per game and two rushing TDs this season in victories

RUSH DEFENSE COMPARISON

	Att	Yds	Yds/gm	TDs
First 5:	140	701	140.2	5
Last 5:	104	408	81.6	2

- The Eagles have improved drastically from the start of the season where they ranked 30th in rushing defense. They currently sit eighth in the NFC and 14th in the NFL allowing 110.9 rushing yards per game. In their past two contests, they've allowed only 58.5 rushing yards per game with no rushing TDs allowed
- The 29 rushing yards allowed against the Giants were the lowest total allowed to an Eagles opponent when they held Arizona to 10 carries for 25 yards in 2008 (11/27). It was also the fourth-lowest total that any team has let up in 2011

2011 RUSH DEFENSE GAMES UNDER 30 YARDS

Team	Opp	Att	Yds	Avg
Green Bay	Chicago	12	13	1.1
Minnesota	Detroit	19	20	1.1
Buffalo	Washington	11	26	2.4
Philadelphia	**NY Giants**	**17**	**29**	**1.7**
Chicago	Tampa Bay	11	30	2.7
Tampa Bay	Atlanta	15	30	2.0

DEFENSIVE NOTES & TRENDS

WASHBURN'S WARRIORS

The Eagles defensive line, under the tutelage of d-line sage **Jim Washburn** and defensive coordinator **Juan Castillo**, has shown that they are a forced to be reckoned with in 2011 while deploying the wide-9 technique, attacking opposing QBs at an alarming rate.

- The Birds are tied for both second in the NFC and fourth in the NFL with 29.0 sacks for a loss of 167 yards
- Philadelphia has had eight different d-lineman tally sacks in 2011: DE **Jason Babin** (10.0), DT **Cullen Jenkins** (5.5), DE **Trent Cole** (5.0), DE **Darryl Tapp** (2.5), DT **Mike Patterson** (1.5), DT **Trevor Laws** (1.0), DT **Derek Landri** (1.0), and DE **Juqua Parker** (0.5)
- The Eagles sacked Giants QB Eli Manning three times in their 17-10 triumph (11/20): Babin had 1.0 sacks while Jenkins, Parker, Patterson, and Tapp each had a half-sack each

BABIN THE BEAST

BABIN

Eagles DE **Jason Babin** is enjoying one of his finest seasons as a pro, as he currently sits tied for fourth in the NFL with 10.0 sacks through ten games in the 2011 campaign

- After having a career year in 2010, Babin has 22.5 sacks since the beginning of last season, which is third in the NFL behind Minnesota's Jared Allen (24.5) and Dallas DeMarcus Ware (29.5)
- Babin has put together nine multi-sack outings in his career, and three have come in 2011: 3.0 sacks vs. San Francisco (10/2), and 2.0 sacks against Dallas (10/30) and St. Louis (9/11)

2011 NFL SACKS

Player	Sacks
Ware, Dal	14.0
Allen, Min.	13.5
Pierre-Paul, NYG	10.5
Babin, Phi	**10.0**
Miller, Den	9.5

TACKLING THE TASK

JENKINS

DT **Cullen Jenkins** has impressed in his first seven games with the Eagles defense, registering 5.5 sacks.

- Since entering the league in 2005, Jenkins has compiled 29.5 sacks, second only to Richard Seymour among DTs
- Jenkins (12.5) is one behind Detroit's Ndamukong Suh (13.0) since the beginning of last season
- Jenkins, a product of Central Michigan, came into the NFL as an undrafted free agent in 2003. He has racked up 34.5 sacks since 2004, fourth-most among undrafted players over that time frame

DT SACKS SINCE 2005

Player	Sacks
Seymour, Oak	32.0
Jenkins, Phi	**30.0**
Williams, Min	28.5
Dockett, Ari	28.0
Robbins, StL	27.0
Kelly, Oak	27.0

SACK COLE-LITION

COLE

One of the most prominent defensive ends in Eagles history, **Trent Cole** continues to dominant opposing offensive lines and get to the quarterback

- Cole has collected 5.0 sacks in 2011 despite missing two games with a calf injury
- A seventh year pro out of Cincinnati, Cole is third all-time in Eagles history with and sixth among NFC defenders with 62.0 career sacks
- Since 2006, Cole has tallied 57.0 sacks and is third in the league. He was a Pro Bowler in 2007 (103 tackles, 12.5 sacks) and 2009 (93, 12.5 sacks)

NFC SACKS SINCE 2005

Player	Sacks
Ware, Dal.	94.0
Allen, Min.	87.5
Peppers, Chi.	65.0
Mathis, Ind	64.5
Abraham, Atl	63.5
Cole, Phi	**62.0**

HISTORICAL SACK ATTACK

The Eagles have proven over the years that they have a knack for getting to the quarterback, and have been one of the best teams at doing so.

- From 1999-2011, both the Philadelphia and the Washburn defenses have had one common goal: get to the QB. The Eagles have compiled an NFC-best 539 sacks in that time
- Under Washburn, Tennessee collected 474 sacks from 1999-2010 while he was the d-line coach there, which ranked 10th during that span

SACKS SINCE 1999

Team	Sacks
Pittsburgh	550
Philadelphia	**539**
Miami	525
NY Giants	521
Baltimore	504
St. Louis	497
San Diego	496
Tennessee	493

MAN IN THE MIDDLE

CHANEY

Middle linebacker **Jamar Chaney**, a second-year pro and Mississippi State alum, is enjoying a breakout season in 2011 for the Eagles

- Chaney leads the team in tackles with 76, including 60 solo stops and three tackles for loss
- A second-year pro, Chaney has tallied two interceptions (tied for third in the NFL with nine others). He intercepted his first career pass against Buffalo (10/9), and added another INT against NY Giants (11/20).
- The former Bulldog tallied the first sack of his career when he brought down QB John Skelton for a loss of nine yards against the Cardinals (11/13)

POSITION-BY-POSITION BREAKDOWN

QUARTERBACKS



The Eagles starting quarterback is **Michael Vick**, the former first overall draft pick by Atlanta in 2001. Now in his 3rd season in Philadelphia, Vick became the Eagles starter in week 2 of the 2010 season and has not looked back. In 2010, Vick logged career highs in QB rating (100.2), completion pct (62.6), and passing yards (3,018) and accounted for 30 TDs (21 passing, 9 rushing) en route to his 4th Pro Bowl berth. For his efforts, he earned NFL Comeback player of the year honors, NFC Offensive player of the month honors in September and NFC Offensive player of the week honors three times. Vick earned a six-year contract extension in August, 2011. In 2011, he became the NFL's all-time rushing leader among quarterbacks, passing former Eagle Randall Cunningham.

Vince Young was signed by the Eagles in 2011 to serve as a back-up to Vick. A former first round draft choice of Tennessee (3rd overall) in 2006, Young owns a 31-17 (.646) record as a starting signal caller in the NFL after racking up an impressive 30-2 (.938) mark as the starting QB at the University of Texas, where he led the Longhorns to a national championship in 2005. He is a two-time Pro Bowl selection.

Mike Kafka, a 4th round draft choice in 2010 from Northwestern, rounds out the quarterback position. Kafka served as the Eagles 3rd QB for most of the 2010 campaign.

RUNNING BACKS

LeSean McCoy proved to be the durable and versatile back the Eagles had hoped he would become when they drafted him in the 2nd round in 2009 from the University of Pittsburgh. In 2010, McCoy led the team in rushing yards (1,080) and receptions (78) and ranked 4th in the NFL in total yards from scrimmage (1,672) and 6th in first downs (79). He set the Eagles rushing record with 637 yards in 2009. McCoy is a native of Harrisburg, PA.

In 2011, **McCoy** leads the NFL with 1,019 rushing yards, 12 total touchdowns and 72 first downs. He ranks 3rd in the league in total yards from scrimmage (1,217).

The Eagles beefed up their depth in 2011 by adding former Dolphins Pro Bowl RB **Ronnie Brown**. The NFL's 2nd overall selection by the Dolphins in 2005, Brown ranks third on Miami's all-time rushing list with 4,815 yards and 36 touchdowns.

Fullback **Owen Schmitt** is in his 2nd season in Philadelphia after he was added to the roster on Sept. 13, 2010, after Leonard Weaver was injured. He was a 5th round draft choice of Seattle in 2008 from West Virginia. He set career highs in receptions (19) in 2010.

New to the nest in 2011 is 5th round draft choice **Dion Lewis**, who, like McCoy, starred at Pittsburgh. He rushed for 2,860 yards in just two seasons with the Panthers.

WIDE RECEIVERS

Armed with a unique combination of speed, skill and a relentless competitive nature, **DeSean Jackson** has become one of the game's most dynamic weapons. The team's 2nd round draft pick in 2008, Jackson followed up a record-setting rookie year with two Pro Bowl campaigns in 2009 and 2010. In fact, he became the first player in league history to garner a Pro Bowl spot at two different positions in 2009. This year, Jackson leads the Eagles with 16.9 yards per catch and became the first player in NFL history to accumulate 3,500 receiving yards and 1,000 punt returns yards in his first four seasons in the league.

A first round draft choice out of Missouri in 2009, **Jeremy Maclin** is a key component in the Eagles high-octane offense. This versatile and explosive receiver followed up a strong rookie performance with 70 catches, 964 yards, and a team-best 10 rec. TDs in 2010. So far in 2011, Maclin leads the team in receptions (46), yards (612) and touchdowns (4).

Jason Avant has proven to be one of the team's most physical and sure-handed receivers. A relentless and selfless player on and off the field, Avant is one of the most respected players in the confines of the Eagles locker room. The 4th round draft pick from Michigan in 2006 has increased his reception total in each of his first five seasons, racking up 51 catches in 2010. Avant is on pace to set a career high in 2011 with 35 catches after 10 games.

The Eagles added former Giants Pro Bowl receiver **Steve Smith** on August 10. He played his first four NFL seasons with New York, who selected him in the 2nd round in 2007. After helping the Giants to a Super Bowl XLII championship in 2008 with 57 catches in a reserve role, Smith earned his first Pro Bowl selection in 2009 as he grabbed a team-record 107 catches (2nd in NFL) for 1,220 yards and 7 TDs.

Riley Cooper, a 6-3, 222-pound receiver, was a 5th round draft choice of the Eagles in 2010 from the University of Florida, where he earned two National Championships. Cooper snagged 7 passes for 116 and 1 TD in his first season in the NFL.

Chad Hall was promoted from the practice squad on November 16. A rookie free agent signing by the Eagles in 2010, he played collegiately at Air Force. He caught 11 passes in eight games in 2010.

TIGHT ENDS

A fifth round draft choice of the Eagles in 2007, **Brent Celek** has established himself as one of the league's most consistent tight ends. Celek has 198 catches and 16 touchdowns, including 37 receptions in 2011 (2nd on team).

Former Missouri State star **Clay Harbor** was a 4th round selection of the Eagles in 2010 and saw limited action with the team as a rookie.

POSITION-BY-POSITION BREAKDOWN

OFFENSIVE LINE

In 2011, the Eagles hired renowned offensive line coach **Howard Mudd** after a one-year retirement. Mudd, an NFL All-Decade selection in the 1960s, played a vital role in the high-octane offense of the Indianapolis Colts from 1998-2009. Mudd took over from Juan Castillo, the Eagles long-time offensive coach who was tabbed as the Eagles defensive coordinator.

Four-time Pro Bowl selection **Jason Peters** headlines the Eagles front line after they acquired him in a trade with the Buffalo Bills in April 2009. The left tackle earned a Pro Bowl berth in each of his first two seasons in Philadelphia. He originally joined the NFL as a rookie free agent tight end from Arkansas.

New to the right tackle spot in 2011 is **Todd Herremans**, who is in his 7th year in Philadelphia after being selected in the 4th round of the 2005 draft. Herremans has been a full-time starter at left guard since 2006.

Danny Watkins, who was selected in the first round (23rd overall) by the Eagles in 2011, is the starting right guard. Watkins starred at Baylor and is a native of West Kelowna, BC, Canada, where he once served as a fire fighter.

Rookie **Jason Kelce** (6th round, Cincinnati) anchors the line from the center position. Originally recruited as a linebacker in college, the athletic Kelce earned the starting job with a solid training camp and preseason.

The left guard is **Evan Mathis**, an 8th-year pro, who was signed as a free agent in 2011 after playing in Carolina, Miami and Cincinnati, starting 22 games.

Backing up at center is 8-year veteran **Jamaal Jackson**, who missed most of the 2010 campaign with a triceps injury. Jackson was a rookie free agent signee of the team in 2003 from Delaware State.

Other tackles on the roster are **King Dunlap**, a towering 7th round pick in 2008, and 6th-year pro **Winston Justice**, who is battling back from knee surgery after the 2010 season. He earned the starting right tackle position in 2009. Justice was a 2nd round draft choice of the team in 2006 after a stellar career at USC, where he earned two national championships.

The Eagles also added G **Julian Vandervelde** (5th round, Iowa) in the 2011 draft.

DEFENSIVE LINE

Like the offensive line, the Eagles added a top-notch position coach for the defensive line in **Jim Washburn**. He spent the previous 12 seasons in Tennessee, where his troops earned a combined 10 Pro Bowl berths and ranked 7th in the NFL in sacks.

The Eagles defensive line is led by two-time Pro Bowl defensive end **Trent Cole**, who is just as adept at stopping opposing running backs as he is at sacking the QB. A 5th round draft choice from Cincinnati in 2005, Cole is ranked 3rd in team history with 62 sacks and 3rd with 15 multi-sack games. Cole led the Eagles in 2010 with 10 sacks.

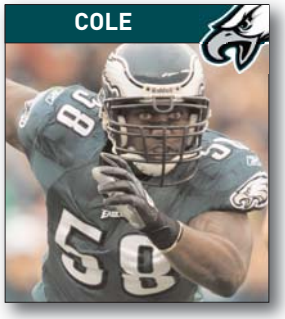

Joining Cole at defensive end this year is 2010 Pro Bowl selection **Jason Babin**, who signed a lucrative five-year deal when free agency began. Babin excelled under Washburn in Tennessee a year ago, notching 12.5 sacks (3rd in AFC). A first round draft pick of Houston in 2004, Babin spent the 2009 in Philadelphia. His 10 sacks in 2011 rank 4th in the NFL.

Along with Babin, the Eagles made another free agent splash in 2011 by adding **Cullen Jenkins** to provide pass rush from the inside. A Super Bowl champion with the Packers a year ago, Jenkins is the younger brother of former All-Pro DT Kris Jenkins. An undrafted free agent in 2003, he had seven sacks for Green Bay a year ago and leads all NFL DTs with 5.5 sacks in 2011.

Plugging the middle at tackle is **Mike Patterson**, a first round draft choice in 2005 from USC. Patterson is an underrated force on the Eagles defense and has yet to miss a game due to injury during his 7-year NFL career.

The defense's most senior member, yet one of the most productive players on that unit in recent years is defensive end **Juqua Parker**. Parker originally joined the NFL as a rookie free agent with Tennessee in 2001 before inking with the Eagles during training camp in 2005. He has notched 30.5 sacks from 2006-11.

Now in his 2nd season in Philadelphia and 6th in the NFL, **Darryl Tapp**, adds speed and quickness to the defensive end rotation. He was acquired in a trade with Seattle in 2010. He was a 2nd round draft pick of the Seahawks in 2006.

Brandon Graham, the 13th overall selection in the 2010 draft, contributed three sacks before his season came to an end when he suffered a torn ACL in his right knee on December 12th at Dallas. He spent the first seven games of the 2011 season on PUP.

DE **Philip Hunt** was signed by the Eagles early in the 2011 offseason after recording a league-high 16 sacks for the Winnipeg Blue Bombers of the CFL. He was originally signed by Cleveland in 2009 as a rookie free agent from Houston.

DT **Trevor Laws** (D2-08) contributed with four sacks in 2010 and provides solid depth to the defensive tackle group.

Derek Landri, a fifth year pro, was re-signed on October 4 after Antonio Dixon was lost for the season (torn tricep). Landri was released by the Eagles after the end of the preseason. He played for Jacksonville (2007-09) and Carolina (2009-10) and started all 16 games for the Panthers in 2010 (3 sacks).

Injured Reserve: DE **Victor Abiamiri** (D2-07) suffered a torn Achilles tendon during the first week of training camp practice ... DT **Antonio Dixon**, who was claimed off waivers by the Eagles in 2009 from Washington, tore his tricep vs. SF on October 2.

POSITION-BY-POSITION BREAKDOWN

LINEBACKERS

Jamar Chaney, a 7th round draft choice from Mississippi in 2010, filled in admirably for MLB Stewart Bradley late in the 2010 season and is the club's MLB linebacker. He had started the season as the SAM linebacker.

Akeem Jordan signed as a rookie free agent signee from Division I-AA James Madison in 2007 and is now the starter at the SAM linebacker spot

The Eagles drafted **Brian Rolle**, an All-Big Ten Conference selection from Ohio State in the 6th round. The speedy linebacker is working as the team's starting WILL linebacker.

Fellow rookie **Casey Matthews** (4th round pick from Oregon) has a great NFL lineage as he is younger brother of Packers star LB Clay Matthews and the son of Clay Matthews, Jr. who played 19 seasons in the NFL. Casey was a two-time All-Pac 10 conference selection. Matthews started the first two games of the season at MIKE and the third at WILL.

A 7th round draft pick out of Maryland in 2009, **Moise Fokou** provides depth. He totaled 41 tackles in 11 starts in 2010.

Keenan Clayton (D4b-10 from Oklahoma) provides speeds and depth from his outside linebacker spot.

DEFENSIVE BACKS

The Eagles made the biggest splash of the 2011 free agency period by adding two Pro Bowl cornerbacks to their roster in **Nnamdi Asomugha** and **Dominique Rodgers-Cromartie**. With four-time Pro Bowler **Asante Samuel** in tow, the Eagles cornerback trio has a combined eight Pro Bowls in their pocket.

ASOMUGHA

Asomugha was signed as an unrestricted free agent minutes after the free agent signing period began, agreeing to a lucrative five-year contract. A former first round draft choice of Oakland in 2003, Asomugha served as a cornerstone of a Raiders defense that allowed a league-low 2,177 completions during his eight years in the Bay Area. He is a three-time Pro Bowl selection and a four-time All-Pro honoree. Asomugha has posted 3 INTs in 2011, leading the team.

SAMUEL

One of the premier, playmaking defensive backs in the NFL, **Samuel** is in his 4th season in Philadelphia after signing a six-year contract with the Eagles on the first day of the 2008 free agent signing period. A two-time Super Bowl champion with New England and a four-time Pro Bowl selection, Samuel leads the NFL with 38 interceptions since 2006, including an NFC-best 7 in 2010. He has posted 44 interceptions since joining the league as a 4th round pick of the Patriots in 2003 from Central Florida, while adding seven more in 18 career postseason games. In fact, Samuel is the NFL's all-time postseason leader with 4 interceptions returned for touchdowns.

Rodgers-Cromartie was acquired along with a 2nd round draft choice in 2012 from Arizona for Eagles back-up QB Kevin Kolb on July 28, 2011. A proven playmaker and a former first round pick of the Cardinals in 2008, Rodgers-Cromartie has 16 career INTs (including playoffs) and four INT returns for a touchdown. He registered three INTs and two TDs in 2010.

Dependable veteran cornerback **Joselio Hanson** is in his 6th season in an Eagles uniform and has played a valuable role as a nickel cornerback. He was originally signed by San Francisco as a rookie free agent from Texas Tech in 2003.

Other cornerbacks on the roster include 2011 3rd round draft pick **Curtis Marsh** (Utah State) and 3rd-year pro **Brandon Hughes**, who was signed off the Giants practice squad in 2010.

Safety **Nate Allen**, a 2nd round pick in 2010, notched three interceptions and two sacks before a ruptured patellar tendon ended his rookie season in December. The rookie had started 13 games.

Kurt Coleman was a three-year starter and first-team All American selection at Ohio State before being selected by the Eagles in the 7th round in 2010. His 3-interception performance at Washington in 2011 was the 11th such occurence in team history.

The Eagles used a 2nd round pick in the 2011 to add former Temple star **Jaiquawn Jarrett** to the mix. A hard-hitting, physical safety, Jarrett was a four-year starter for the Owls and twice earned first-team all conference honors.

Colt Anderson was signed off the Minnesota Vikings practice squad on November 10, 2010 to provide depth at safety and help on special teams. Anderson was a rookie free signing of the Vikings in 2009 from Montana.

SPECIAL TEAMS

One of the most highly regarded special teams coaches in recent NFL history, **Bobby April** was hired by the Eagles on January 14, 2010. April spent the previous six seasons with the Buffalo Bills and guided their special teams units to the NFL's number one ranking three times, according to the intricate system compiled annually by esteemed *Dallas Morning News* columnist Rick Gosselin.

The Eagles added a pair of highly credentialed rookies to replace their long-time kicker David Akers and punter Sav Rocca in 2011.

Kicker **Alex Henery** (pronounced HENRY) was selected in the 4th round of the 2011 draft from Nebraska, where he finished his career as the most accurate kicker in NCAA history (68-76 in field goals, 89.5%). He earned first-team All-America honors in 2010, nailing 18 of his 19 FGAs.

Punter **Chas Henry** was signed as a rookie free agent in 2011 from Florida, where he earned the 2010 Ray Guy Award as the nation's top punter. He was an All-America selection after finishing with a 45.1-yard average on 50 punts.

Jon Dorenbos is one of the league's most reliable long snappers and, as a result, earned a Pro Bowl berth a year ago. He is in his 9th NFL season and his 6th in Philadelphia.

APPROACHING MILESTONES

WR DeSean Jackson

- Jackson has racked up 1,199 career punt return yards, trailing Brian Mitchell (1,369) and Wally Henry (1,231) for the team record
- With 13 career 100-yard receiving games, Jackson needs one more to tie Pete Pihos for the sixth-most in team history
- He also needs just one 150-yard receiving performance to tie Tommy McDonald (5) for the team record
- Jackson can become just the third player in team history with three 1000-yard seasons, joining Mike Quick (3) and Harold Carmichael (3). Quick was the only Eagle to do it in three straight seasons
- With 3,715 career receiving yards, Jackson trails Mike Quick (3,864) by 149 yards for the most ever by an Eagle in his first four seasons
- Jackson needs one rushing and one return touchdown this season to become the only player in NFL history to score via rushing, receiving and return in each of his first four NFL seasons

EAGLES PUNT RETURNS

Player	Yards
1. Brian Mitchell	1,369
2. Wally Henry	1,231
3. DeSean Jackson	**1,199**

EAGLES 100-YARD GAMES

Player	Games
5. Fred Barnett	15
6. Pete Pihos	14
7. DeSean Jackson	**13**
Ben Hawkins	13
Harold Jackson	13

RB LeSean McCoy

- With 1019 yards through the first ten games of the season, McCoy needs just 60 more yards to break Wilbert Montgomery's team record (1078 in 1979) for most rushing yards through the first 11 games and 62 yards to set a new career high
- McCoy trails Wilbert Montgomery (2,915) for the most rushing yards by any Eagle in his first three seasons

EAGLES PRODUCTION IN FIRST THREE SEASONS

RUSHING YARDS		SCRIMMAGE YARDS	
Player	Yds.	Players	Yds.
1. Wilbert Montgomery	2,915	**1. LeSean McCoy (RB)**	**3,719**
2. LeSean McCoy	**2,746**	2. Wilbert Montgomery	3,622

- With 12 total touchdowns on the season, McCoy needs 1 more to tie Brian Westbrook (13 in 2003) and six others for the sixth-highest total in team history
- McCoy has 21 career rushing touchdowns, which is tied with Tom Woodeshick for 9th place in team history. He needs one more to tie Duce Staley (22) for eighth place and seven more to tie McNabb (28) for seventh. He is four shy of Van Buren for the most ever by an Eagle in his first three seasons

QB Michael Vick

- With six 300-yard games as an Eagle, needs two more to tie Norm Snead for the fifth-highest total in team history

CB Asante Samuel

- Now in his fourth season in Philadelphia, Samuel has 22 interceptions as an Eagle, needing one more to tie for 10th in Eagles history. Every other player on the top 10 list has played five or more seasons

DE Trent Cole

- Cole looks to secure his third straight double-digit sack season and his fourth in five years

K Alex Henery

- Henery is the first Eagles rookie to make a field goal since Paul McFadden in 1984
- Henery is approaching the Eagles rookie record for most field goals, highest field goal percentage, and most kicking points

MOST FIELD GOALS BY EAGLES ROOKIE KICKERS

Player	FGs	Pct.	LG	PATs	Points
Paul McFadden (1984)	30-37	81.1	52	26-27	116
Tony Franklin (1979)	23-31	74.2	59	36-39	105
Alex Henery (2011)	**16-19**	**84.2**	**47**	**27-27**	**75**
Mark Moseley (1970)	14-25	56.0	NA	25-28	67

S Kurt Coleman

- Coleman has three interceptions on the season, needing two more to tie for the seventh-highest total ever by an Eagles safety and the most since Greg Jackson's six in 1994

WR Jeremy Maclin

- With 171 career receptions, Maclin trails DeSean Jackson (172) and Keith Jackson (194) for the most receptions ever by an Eagle in his first three seasons
- With 18 receiving touchdowns, he is five shy of Mike Quick (23) for the most ever by an Eagle in his first three seasons

Defensive Milestones

- DT Cullen Jenkins has 5.5 sacks on the season, which is 1.5 shy of his career high set a year ago. He is 3.5 shy of tying Jerome Brown and Andy Harmon for the fifth-highest total ever by an Eagles defensive tackle
- DE Jason Babin has 10 sacks this season, which is 2.5 shy of his career high set a season ago
- The Eagles have had 37 or more sacks in each season since 2006
- The only times the Eagles have ever had three players with eight or more sacks were in 1991 (White - 15, Simmons - 13, Brown - 9), 1989, 1986, 1984

Team Streaks

- Philadelphia has not allowed a punt or kickoff return for a touchdown since Felix Jones' 98-yard kickoff return on 9/15/08 at Dallas. Only one other team has not allowed a touchdown during that span (Buffalo)
- The Eagles defense has not allowed back-to-back 300-yard passers since 1990 (Jim Kelly - 334 on 12/2/90 and Dan Marino - 365 on 12/9/90). This is the second-longest such streak in the NFL behind the Washington Redskins, who have not allowed it to happen since 1989 (Billy Joe Tolliver - 350 yards on 12/10/89 and Chris Miller - 310 yards on 12/17/89)

EAGLES IN THE COMMUNITY

COMMITMENT TO THE COMMUNITY

Eagles COO Don Smolenski on the Eagles commitment to making an impact on the Philadelphia community:

"From the beginning, Jeffrey Lurie, Christina Lurie, and Joe Banner established the foundation that the Philadelphia Eagles would stand as members of our community willing to make a difference. This foundation is made evident from the moment you walk into the NovaCare Complex and look at the Gallery of Heroes - images of Dr. Martin Luther King, Dr. Jonas Salk, and Rosa Parks - three individuals who overcame challenges to make life better for others. They are not football heroes. They are life heroes. Our community programs are a significant part of our organization. All of our intitiatives are focused on making our greater Philadelphia region a better place. As we go about our daily responsibilities, it is truly remarkable to stop and realize that we are fortunate enough to be a part of a special platform that can impact people's lives in a positive way."

BEYOND SPORT AWARDS

Beyond Sport, a global organization that promotes, develops and supports the use of sport to drive positive social change across the world, has named the Philadelphia Eagles one of four finalists for 'Best Sports Team' Award. Teams were considered from across 130 countries and 28 different sports.

- The Eagles were chosen specifically for their impact in the community through Eagles Youth Partnership, Go Green and the Tackling Breast Cancer campaign
- This is the second year in a row that the Eagles were named a finalist for the award
- Other finalists include the Memphis Grizzlies, Manchester City Football Club and Liverpool Football Club.
- The winning team will be announced at the Beyond Sport Summit in Cape Town, South Africa on December 8, 2011.
- For more information, log on to www.beyondsport.org

THIS WEEK IN THE COMMUNITY

Eagles Volunteer for MANNA's Pie in the Sky Fundraiser

On Tuesday (11/22), Eagles LB **Moise Fokou**, WR **Chad Hall**, FB **Owen Schmitt**, and P **Chas Henry** volunteered with MANNA (Metropolitan Area Neighborhood Nutrition Alliance) to raise awareness for their Pie in the Sky fundraiser.

The fundraiser was a pie sale where all of the money raised went toward MANNA's mission: preparing and delivering nourishing meals, along with counsel and hope, to individuals in the Greater Philadelphia area who are battling life-threatening illnesses. The purchase of one $25 pie feeds a family of four who are in need this Thanksgiving.

EAGLES YOUTH PARTNERSHIP

Eagles Youth Partnership was founded in 1995 and serves over 50,000 low income children in the Greater Philadelphia region every year with a focus on health and education programming. EYP takes its services directly to kids at their schools and in their neighborhoods. Their signature mobile programs include the Eagles Eye Mobile and Eagles Book Mobile, as well as the annual playground build. The organization also partners with other local non-profits for a variety of vital youth progams.

Playground Build

Since 1997, EYP has produced an extensive annual playground build which brings spectacular new murals, mosaics, landscaping and even a mini Eagles practice field to area schools in need.

Power Partners

For 12 weeks each year, more than 35 members of the Eagles front office volunteer their lunch hour to mentor and engage one-on-one with the same second grader from the upcoming Eagles Playground Build School.

Eagles Book Mobile

Every summer and fall, since 2000 the Eagles Book Mobile travels to hundreds of Philadelphia area schools, shelters, libraries, recreation centers and summer camps. At each site the Storybook Man reads aloud to children and distributes a free, new book to each child, most of whom have never owned a book.

Eagles Eye Mobile

Since 1996, the Eagles Eye Mobile has worked to make comprehensive vision care accessible to under- and uninsured children in the Greater Philadelphia area. The Eye Mobile offers these children eye exams, prescription eyeglasses, and follow-up care from an ophthalmologist, all at no cost to children or their families

EYP'S QUICK HITS

- In 2010, the Eagles Eye Mobile examined the eyes of 3,069 children and provided 4,948 free pairs of glasses

- The Book Mobile visits over 300 sites and delights 35,000 children each year with storybook readings and a choice of new books to keep
- Since 2000, the Book Mobile has distributed more than 446,444 brand new books

- Each year, EYP teams up with ASAP (After-School Activities Partnership) to host a chess tournament for more than 225 Philadelphia students at LFF
- Every May, EYP partners with Philadelphia Futures to honor more than 100 high school football players who have been successful on and off the field and achieved at least a 3.0 GPA

For more information on the Eagles and their efforts in the community, please visit www.PhiladelphiaEagles.com/Community

DEPTH CHART

OFFENSE

WR	18	Jeremy Maclin	14	Riley Cooper	16	Chad Hall
LT	71	Jason Peters	65	King Dunlap		
LG	69	Evan Mathis	65	King Dunlap		
C	62	Jason Kelce	67	Jamaal Jackson		
RG	63	Danny Watkins	73	Julian Vandervelde		
RT	79	Todd Herremans	74	Winston Justice		
TE	87	Brent Celek	82	Clay Harbor		
WR	10	DeSean Jackson	81	Jason Avant	11	Steve Smith
FB	32	Owen Schmitt				
RB	25	LeSean McCoy	28	Dion Lewis	34	Ronnie Brown
QB	7	Michael Vick	9	Vince Young	3	Mike Kafka

DEFENSE

LDE	93	Jason Babin	75	Juqua Parker	54	Brandon Graham
LDT	97	Cullen Jenkins	91	Trevor Laws		
RDT	98	Mike Patterson	94	Derek Landri		
RDE	58	Trent Cole	55	Darryl Tapp	76	Phillip Hunt
WILL	59	Brian Rolle	50	Casey Matthews		
MLB	51	Jamar Chaney	56	Akeem Jordan		
SAM	56	Akeem Jordan	53	Moise Fokou	57	Keenan Clayton
LCB	22	Asante Samuel	23	D. Rodgers-Cromartie	31	Curtis Marsh
RCB	24	Nnamdi Asomugha	21	Joselio Hanson	27	Brandon Hughes
SS	42	Kurt Coleman	30	Colt Anderson		
FS	29	Nate Allen	26	Jaiquawn Jarrett		

SPECIAL TEAMS

P	8	Chas Henry				
K	6	Alex Henery				
H	8	Chas Henry	81	Jason Avant		
PR	10	DeSean Jackson	18	Jeremy Maclin	16	Chad Hall
KOR	28	Dion Lewis	34	Ronnie Brown	16	Chad Hall
LS	46	Jon Dorenbos	87	Brent Celek		

Underline - rookies and first-year players

[player] - injured

PRONUNCIATION GUIDE

Victor Abiamiri . . . . . .ahb-ee-ah-MEER-ee
Nnamdi Asomugha . . . . . .NOM-dee AH-sum-wuh
Jason Babin . . . . . .BAB-in
Brent Celek . . . . . .SELL-ick
Jon Dorenbos . . . . . .DORN-boss
Moise Fokou . . . . . .moses foe-KOO
Stanley Havili . . . . . .ha-VEE-lee
Alex Henery . . . . . .HEN-ry
Todd Herremans . . . . . .HARE-uh-mens
Jaiquawn Jarrett . . . . . .JAY-kwon
Mike Kafka . . . . . .CALF-kuh
Jason Kelce . . . . . .KELL-see
Juqua Parker . . . . . .juh-KWAY
Daniel Te'o-Nesheim . . . . . .tuh-OH ness-IME
Julian Vandervelde . . . . . .VAN-der-vell-dee

COACHING STAFF

Andy Reid . .Exec. VP of football operations/head coach
Marty Mornhinweg . . .asst. head coach/off. coordinator
Juan Castillo . . . . . .defensive coordinator
Bobby April . . . . . .special teams coordinator
Bobby April III . . . . . .defensive quality control
Mike Caldwell . . . . . .linebackers
David Culley . . . . . .senior asst/wide receivers
Johnnie Lynn . . . . . .secondary/cornerbacks
Tom Melvin . . . . . .tight ends
Howard Mudd . . . . . .offensive line
Doug Pederson . . . . . .quarterbacksl
Barry Rubin . . . . . .strength and conditioning
Duce Staley . . . . . .special teams quality control
Jim Washburn . . . . . .defensive line
Ted Williams . . . . . .running backs
Michael Zordich . . . . . .secondary/safeties

ALPHABETICAL ROSTER

as of November 21, 2011

	NO	NAME	POS	HT	WT	DOB	AGE	EXP	COLLEGE	HOMETOWN	How Acq.
	29	Allen, Nate	S	6-1	210	11/30/87	23	2	South Florida	Cape Coral, Fl.	D2-10
	30	Anderson, Colt	S	5-10	194	10/25/85	26	2	Montana	Butte, Mt.	FA-Min-10
	24	Asomugha, Nnamdi	CB	6-2	210	7/06/81	30	9	California	Los Angeles, Ca.	FA-Oak-11
	81	Avant, Jason	WR	6-0	212	4/20/83	28	6	Michigan	Chicago, Il.	D4b-06
	93	Babin, Jason	DE	6-3	267	5/24/80	31	8	Western Michigan	Paw Paw, Mi.	FA-Ten-11
	34	Brown, Ronnie	RB	6-0	230	12/12/81	29	7	Auburn	Cartersville, Ga.	FA-Mia-11
	87	Celek, Brent	TE	6-4	255	1/25/85	26	5	Cincinnati	Cincinnati, Oh.	D5b-07
	51	Chaney, Jamar	LB	6-0	242	10/11/86	25	2	Mississippi State	St. Lucie, Fl.	D7a-10
	57	Clayton, Keenan	LB	6-1	229	6/19/87	24	2	Oklahoma	Sulphur Springs, Tx.	D4b-10
	58	Cole, Trent	DE	6-3	270	10/05/82	29	7	Cincinnati	Xenia, Oh.	D5a-05
	42	Coleman, Kurt	S	5-11	195	7/01/88	23	2	Ohio State	Clayton, Oh.	D7c-10
	14	Cooper, Riley	WR	6-3	222	9/09/87	24	2	Florida	Clearwater, Fl.	D5b-10
	46	Dorenbos, Jon	LS	6-0	250	7/21/80	31	9	Texas-El Paso	Garden Grove, Ca.	FA-06
	65	Dunlap, King	T	6-9	330	9/14/85	26	4	Auburn	Brentwood, Tn.	D7-08
	53	Fokou, Moise	LB	6-1	236	8/28/85	26	3	Maryland	Potomac, Md.	D7b-09
	54	Graham, Brandon	DE	6-2	268	4/03/88	23	2	Michigan	Detroit, Mi.	D1-10
	16	Hall, Chad	WR	5-8	187	5/23/86	25	2	Air Force	Atlanta, Ga.	FA-10
	21	Hanson, Joselio	CB	5-9	185	8/13/81	30	7	Texas Tech	Playa Del Rey, Ca.	FA-06
	82	Harbor, Clay	TE	6-3	252	7/02/87	24	2	Missouri State	Dwight, Il.	D4d-10
	6	Henery, Alex	K/P	6-1	177	8/18/87	24	R	Nebraska	Omaha, Ne.	D4b-11
	8	Henry, Chas	P	6-3	219	1/16/89	22	R	Florida	Dallas, GA	FA-11
	79	Herremans, Todd	G/T	6-6	321	10/13/82	29	7	Saginaw Valley St.	Ravenna, Mi.	D4b-05
	27	Hughes, Brandon	CB	5-11	188	5/23/86	25	3	Oregon State	Bloomington, IL	FA-NYG-10
	76	Hunt, Phillip	DE	6-0	248	1/10/86	25	1	Houston	Fort Worth, Tx.	FA-11
	10	Jackson, DeSean	WR	5-10	175	12/01/86	24	4	California	Long Beach, Ca.	D2b-08
	67	Jackson, Jamaal	C	6-4	325	5/08/80	31	8	Delaware State	Miami, Fl.	FA-03
	26	Jarrett, Jaiquawn	S	6-0	196	9/21/89	22	R	Temple	Brooklyn, NY	D2-11
	97	Jenkins, Cullen	DT	6-2	305	1/20/81	30	8	Central Michigan	Belleville, Mi.	FA-GB-11
	56	Jordan, Akeem	LB	6-1	230	8/17/86	25	5	James Madison	Harrisonburg, Va.	FA-07
	74	Justice, Winston	T	6-6	320	9/14/84	27	6	USC	Long Beach, Ca.	D2-06
	3	Kafka, Mike	QB	6-3	225	7/25/87	24	2	Northwestern	Chicago, Il.	D4c-10
	62	Kelce, Jason	C	6-3	282	11/05/87	24	R	Cincinnati	Cleveland, Oh.	D6a-11
	94	Landri, Derek	DT	6-2	290	9/21/83	28	5	Notre Dame	Concord, Ca.	FA-Car-11
	91	Laws, Trevor	DT	6-1	304	6/14/85	26	4	Notre Dame	Apple Valley, Minn.	D2a-08
	28	Lewis, Dion	RB	5-8	195	9/27/90	21	R	Pittsburgh	Blairstown, NJ	D5a-11
	18	Maclin, Jeremy	WR	6-0	198	5/11/88	23	3	Missouri	Kirkwood, Mo.	D1-09
	31	Marsh, Curtis	CB	6-0	197	3/01/88	23	R	Utah State	Simi Valley, Ca.	D3-11
	69	Mathis, Evan	G	6-5	302	11/01/81	30	8	Alabama	Homewood, Ala.	FA-Cin-11
	50	Matthews, Casey	LB	6-1	232	1/16/89	22	R	Oregon	Westlake Village, Ca.	D4a-11
	25	McCoy, LeSean	RB	5-11	208	7/12/88	23	3	Pittsburgh	Harrisburg, Pa.	D2-09
	75	Parker, Juqua	DE	6-2	250	5/15/78	33	11	Oklahoma State	Houston, Tx.	FA-05
	98	Patterson, Mike	DT	6-1	300	9/01/83	28	7	USC	Los Alamitos, Ca.	D1-05
	71	Peters, Jason	T	6-4	340	1/22/82	29	8	Arkansas	Queen City, Tx.	T-Buf-09
	23	Rodgers-Cromartie, Dominique	CB	6-2	182	4/07/86	25	4	Tennessee State	Bradenton, Fl.	T-Arz-11
	59	Rolle, Brian	LB	5-10	227	11/20/88	23	R	Ohio State	Immokalee, Fl.	D6b-11
	22	Samuel, Asante	CB	5-10	185	1/06/81	30	9	Central Florida	Lauderdale Lakes, Fl.	FA-NE-08
	32	Schmitt, Owen	FB	6-2	245	2/13/85	26	4	West Virginia	Fairfax, Va.	FA-10
	11	Smith, Steve	WR	5-11	195	5/06/85	26	5	USC	Woodland Hills, Ca.	FA-NYG-11
	55	Tapp, Darryl	DE	6-1	270	9/13/84	27	6	Virginia Tech	Chesapeake, VA	T-Sea-10
	73	Vandervelde, Julian	G	6-2	300	10/07/87	24	R	Iowa	Davenport, IA	D5b-11
	7	Vick, Michael	QB	6-0	215	6/26/80	31	10	Virginia Tech	Newport News, Va.	FA-09
	63	Watkins, Danny	G	6-3	310	11/06/84	27	R	Baylor	Kelowna, BC	D1-11
	9	Young, Vince	QB	6-5	232	5/18/83	28	6	Texas	Houston, Tx.	FA-11
						Avg. Age:	26.2				
IR	95	Abiamiri, Victor	DE	6-4	267	1/14/86	25	5	Notre Dame	Baltimore, Md.	D2b-07
IR	90	Dixon, Antonio	DT	6-3	322	7/17/85	26	3	Miami, Fl.	Miami, Fl.	W-Was-09
		Practice Squad									
	85	Brackett, Brett	TE	6-5	246	12/13/87	23	R	Penn State	Lawrence, NJ	FA-11
	39	Havili, Stanley	FB	6-0	230	11/14/87	24	R	USC	Salt Lake City, Ut.	D7b-11
	80	Johnson, Ronald	WR	5-10	185	8/03/88	23	R	USC	Muskegon, Mi.	FA-11
	96	Lloyd, Greg	LB	6-1	247	2/10/89	22	R	Connecticut	Clermont, Fl.	D7a-11
	66	Reynolds, Dallas	G/C	6-4	320	4/23/84	27	1	BYU	Provo, Ut.	FA-09
	52	Te'o-Nesheim, Daniel	DE	6-3	263	6/12/87	24	2	Washington	Waikoloa, Hi.	D3-10
	72	Thornton, Cedric	DT	6-4	309	6/21/88	23	R	Southern Arkansas	Star City, Ark.	FA-11

NUMERICAL ROSTER

as of November 21, 2011

	NO	NAME	POS	HT	WT	DOB	AGE	EXP	COLLEGE	HOMETOWN	How Acq.	'11 GP/GS/IA
	3	Mike Kafka	QB	6-3	225	7/25/87	24	2	Northwestern	Chicago, Il.	D4c-10	2/0/3
	6	Alex Henery	K/P	6-1	177	8/18/87	24	R	Nebraska	Omaha, Ne.	D4b-11	10/0
	7	Michael Vick	QB	6-0	215	6/26/80	31	10	Virginia Tech	Newport News, Va.	FA-09	9/9/1
	8	Chas Henry	P	6-3	219	1/16/89	22	R	Florida	Dallas, GA	FA-11	10/0
	9	Vince Young	QB	6-5	232	5/18/83	28	6	Texas	Houston, Tx.	FA-11	3/1/2
	10	DeSean Jackson	WR	5-10	175	12/01/86	24	4	California	Long Beach, Ca.	D2b-08	9/9/1
	11	Steve Smith	WR	5-11	195	5/06/85	26	5	USC	Woodland Hills, Ca.	FA-NYG-11	8/1
	14	Riley Cooper	WR	6-3	222	9/09/87	24	2	Florida	Clearwater, Fl.	D5b-10	10/1
	16	Chad Hall	WR	5-8	187	5/23/86	25	2	Air Force	Atlanta, Ga.	FA-10	1/0
	18	Jeremy Maclin	WR	6-0	198	5/11/88	23	3	Missouri	Kirkwood, Mo.	D1-09	9/9/1
	21	Joselio Hanson	CB	5-9	185	8/13/81	30	7	Texas Tech	Playa Del Rey, Ca.	FA-06	10/0
	22	Asante Samuel	CB	5-10	185	1/06/81	30	9	Central Florida	Lauderdale Lakes, Fl	FA-NE-08	10/10
	23	D. Rodgers-Cromartie	CB	6-2	182	4/07/86	25	4	Tennessee State	Bradenton, Fl.	T-Arz-11	9/1/1
	24	Nnamdi Asomugha	CB	6-2	210	7/06/81	30	9	California	Los Angeles, Ca.	FA-Oak-11	10/10
	25	LeSean McCoy	RB	5-11	208	7/12/88	23	3	Pittsburgh	Harrisburg, Pa.	D2-09	10/10
	26	Jaiquawn Jarrett	S	6-0	196	9/21/89	22	R	Temple	Brooklyn, NY	D2-11	6/1/4
	27	Brandon Hughes	CB	5-11	188	5/23/86	25	3	Oregon State	Bloomington, IL	FA-NYG-10	9/0/1
	28	Dion Lewis	RB	5-8	195	9/27/90	21	R	Pittsburgh	Blairstown, NJ	D5a-11	9/0/1
	29	Nate Allen	S	6-1	210	11/30/87	23	2	South Florida	Cape Coral, Fl.	D2-10	9/6/1
	30	Colt Anderson	S	5-10	194	10/25/85	26	2	Montana	Butte, Mt.	FA-Min-10	10/0
	31	Curtis Marsh	CB	6-0	197	3/01/88	23	R	Utah State	Simi Valley, Ca.	D3-11	1/0/9
	32	Owen Schmitt	FB	6-2	245	2/13/85	26	4	West Virginia	Fairfax, Va.	FA-10	10/3
	34	Ronnie Brown	RB	6-0	230	12/12/81	29	7	Auburn	Cartersville, Ga.	FA-Mia-11	10/0
	42	Kurt Coleman	S	5-11	195	7/01/88	23	2	Ohio State	Clayton, Oh.	D7c-10	10/8
	46	Jon Dorenbos	LS	6-0	250	7/21/80	31	9	Texas-El Paso	Garden Grove, Ca.	FA-06	10/0
	50	Casey Matthews	LB	6-1	232	1/16/89	22	R	Oregon	Westlake Village, Ca.	D4a-11	10/3
	51	Jamar Chaney	LB	6-0	242	10/11/86	25	2	Mississippi State	St. Lucie, Fl.	D7a-10	10/10
	53	Moise Fokou	LB	6-1	236	8/28/85	26	3	Maryland	Potomac, Md.	D7b-09	10/7
	54	Brandon Graham	DE	6-2	268	4/03/88	23	2	Michigan	Detroit, Mi.	D1-10	2/0/1
	55	Darryl Tapp	DE	6-1	270	9/13/84	27	6	Virginia Tech	Chesapeake, Va.	T-Sea-10	7/2/3
	56	Akeem Jordan	LB	6-1	230	8/17/86	25	5	James Madison	Harrisonburg, Va.	FA-07	9/2/1
	57	Keenan Clayton	LB	6-1	229	6/19/87	24	2	Oklahoma	Sulphur Springs, Tx.	D4b-10	8/0/2
	58	Trent Cole	DE	6-3	270	10/05/82	29	7	Cincinnati	Xenia, Oh.	D5a-05	8/8/2
	59	Brian Rolle	LB	5-10	227	11/20/88	23	R	Ohio State	Immokalee, Fl.	D6b-11	10/7
	62	Jason Kelce	C	6-3	282	11/05/87	24	R	Cincinnati	Cleveland, Oh.	D6a-11	10/10
	63	Danny Watkins	G	6-3	310	11/06/84	27	R	Baylor	Kelowna, BC	D1-11	6/6/3
	65	King Dunlap	T	6-9	330	9/14/85	26	4	Auburn	Brentwood, Tn.	D7-08	8/2/2
	67	Jamaal Jackson	C	6-4	325	5/08/80	31	8	Delaware State	Miami, Fl.	FA-03	10/0
	69	Evan Mathis	G	6-5	302	11/01/81	30	8	Alabama	Homewood, Ala.	FA-Cin-11	9/9/1
	71	Jason Peters	T	6-4	340	1/22/82	29	8	Arkansas	Queen City, Tx.	T-Buf-09	8/8/2
	73	Julian Vandervelde	G	6-2	300	10/07/87	24	R	Iowa	Davenport, IA	D5b-11	1/0/9
	74	Winston Justice	T	6-6	320	9/14/84	27	6	USC	Long Beach, Ca.	D2-06	3/1/7
	75	Juqua Parker	DE	6-2	250	5/15/78	33	11	Oklahoma State	Houston, Tx.	FA-05	7/0/3
	76	Phillip Hunt	DE	6-0	248	1/10/86	25	1	Houston	Fort Worth, Tx.	FA-11	5/0/5
	79	Todd Herremans	G/T	6-6	321	10/13/82	29	7	Saginaw Valley State	Ravenna, Mi.	D4b-05	10/10
	81	Jason Avant	WR	6-0	212	4/20/83	28	6	Michigan	Chicago, Il.	D4b-06	10/5
	82	Clay Harbor	TE	6-3	252	7/02/87	24	2	Missouri State	Dwight, Il.	D4d-10	10/2
	87	Brent Celek	TE	6-4	255	1/25/85	26	5	Cincinnati	Cincinnati, Oh.	D5b-07	10/10
	91	Trevor Laws	DT	6-1	304	6/14/85	26	4	Notre Dame	Apple Valley, Minn.	D2a-08	10/0
	93	Jason Babin	DE	6-3	267	5/24/80	31	8	Western Michigan	Paw Paw, Mi.	FA-Ten-11	10/10
	94	Derek Landri	DT	6-2	290	9/21/83	28	5	Notre Dame	Concord, Ca.	FA-Car-11	6/0
	97	Cullen Jenkins	DT	6-2	305	1/20/81	30	8	Central Michigan	Belleville, Mi.	FA-GB-11	10/10
	98	Mike Patterson	DT	6-1	300	9/01/83	28	7	USC	Los Alamitos, Ca.	D1-05	10/10
IR	90	Antonio Dixon	DT	6-3	322	7/17/85	26	3	Miami, Fl.	Miami, Fl.	W-Was-09	4/0
IR	95	Victor Abiamiri	DE	6-4	267	1/14/86	25	5	Notre Dame	Baltimore, Md.	D2b-07	0/0
		Practice Squad										
	39	Stanley Havili	FB	6-0	230	11/14/87	24	R	USC	Salt Lake City, Ut.	D7b-11	0/0
	52	Daniel Te'o-Nesheim	DE	6-3	263	6/12/87	24	2	Washington	Waikoloa, Hi.	D3-10	0/0
	66	Dallas Reynolds	G/C	6-4	320	4/23/84	27	1	BYU	Provo, Ut.	FA-09	0/0
	72	Cedric Thornton	DT	6-4	309	6/21/88	23	R	Southern Arkansas	Star City, Ark.	FA-11	0/0
	80	Ronald Johnson	WR	5-10	185	8/3/88	23	R	USC	Muskegon, Mi.	FA-11	0/0
	85	Brett Brackett	TE	6-5	246	12/13/87	23	R	Penn State	Lawrence, NJ	FA-11	0/0
	96	Greg Lloyd	LB	6-1	247	2/10/89	22	R	Connecticut	Clermont, Fl.	D7a-11	0/0

HOW THEY WERE BUILT

HOW THEY WERE ACQUIRED

2003	Jamaal Jackson	RFA
2005	Mike Patterson	D1
	Todd Herremans	D4b
	Trent Cole	D5a
	Juqua Parker	FA
2006	Winston Justice	D2
	Jason Avant	D4b
	Jon Dorenbos	FA
	Joselio Hanson	FA
2007	Victor Abiamiri (IR)	D2b
	Brent Celek	D5b
	Akeem Jordan	RFA
2008	Asante Samuel	FA-NE
	Trevor Laws	D2a
	DeSean Jackson	D2b
	King Dunlap	D7
2009	Jason Peters	T-Buf
	Jeremy Maclin	D1
	LeSean McCoy	D2
	Moise Fokou	D7b
	Michael Vick	FA
	Antonio Dixon (IR)	W-Was
2010	Chad Hall	FA
	Darryl Tapp	T-Sea
	Brandon Graham	D1
	Nate Allen	D2
	Keenan Clayton	D4b
	Mike Kafka	D4c
	Clay Harbor	D4d
	Riley Cooper	D5b
	Jamar Chaney	D7a
	Kurt Coleman	D7c
	Owen Schmitt	FA
	Colt Anderson	FA-Min
	Brandon Hughes	FA-NYG
2011	Phillip Hunt	FA
	Danny Watkins	D1
	Jaiquawn Jarrett	D2
	Curtis Marsh	D3
	Casey Matthews	D4a
	Alex Henery	D4b
	Dion Lewis	D5a
	Julian Vandervelde	D5b
	Jason Kelce	D6a
	Brian Rolle	D6b
	Chas Henry	RFA
	D. Rodgers-Cromartie	T-Arz
	Jason Babin	FA-Ten
	Nnamdi Asomugha	FA-Oak
	Vince Young	FA
	Cullen Jenkins	FA-GB
	Evan Mathis	FA-Cin
	Ronnie Brown	FA-Mia
	Steve Smith	FA-NYG
	Derek Landri	FA-Car

EAGLES BY DRAFT ROUND

1st round		
Michael Vick	Atl	2001 (1st)
Nnamdi Asomugha	Oak	2003 (31st)
Jason Babin	Hou	2004 (27th
Ronnie Brown	Mia	2005 (2nd)
Mike Patterson	Phi	2005 (31st)
Vince Young	Ten	2006 (3rd)
D.Rodgers-Cromartie	Arz	2008 (16th)
Jeremy Maclin	Phi	2009 (19th)
Brandon Graham	Phi	2010 (13th)
Danny Watkins	Phi	2011 (23rd)
2nd round		
Winston Justice	Phi	2006
Darryl Tapp	Sea	2006
Victor Abiamiri (IR)	Phi	2007
Steve Smith	NYG	2007
DeSean Jackson	Phi	2008
Trevor Laws	Phi	2008
LeSean McCoy	Phi	2009
Nate Allen	Phi	2010
Jaiquawn Jarrett	Phi	2011
3rd round		
Evan Mathis	Car	2005
Curtis Marsh	Phi	2011
4th round		
Asante Samuel	NE	2003
Todd Herremans	Phi	2005
Jason Avant	Phi	2006
Keenan Clayton	Phi	2010
Mike Kafka	Phi	2010
Clay Harbor	Phi	2010
Casey Matthews	Phi	2011
Alex Henery	Phi	2011
5th round		
Trent Cole	Phi	2005
Brent Celek	Phi	2007
Derek Landri	Jax	2007
Owen Schmitt	Sea	2008
Brandon Hughes	SD	2009
Riley Cooper	Phi	2010
Dion Lewis	Phi	2011
Julian Vandervelde	Phi	2011
6th round		
Jason Kelce	Phi	2011
Brian Rolle	Phi	2011
7th Round		
King Dunlap	Phi	2008
Moise Fokou	Phi	2009
Jamar Chaney	Phi	2010
Kurt Coleman	Phi	2010
Undrafted		
Juqua Parker	Ten	2001
Jamaal Jackson	Phi	2003
Jon Dorenbos	Buf	2003
Joselio Hanson	SF	2003
Cullen Jenkins	GB	2003
Jason Peters	Buf	2004
Akeem Jordan	Phi	2007
Chad Hall	Atl	2008
Antonio Dixon (IR)	Was	2009
Colt Anderson	Min	2009
Phillip Hunt	Cle	2009
Chas Henry	Phi	2011

BY EXPERIENCE AND GAMES

Player	Exp	GP	GS	W/Phi
Juqua Parker	11	141	46	100/45
Nnamdi Asomugha	9	132	109	10/10
Asante Samuel	9	127	104	52/51
Jon Dorenbos	9	118	0	79/0
Michael Vick	10	107	89	33/22
Mike Patterson	7	105	94	
Cullen Jenkins	8	103	76	10/10
Trent Cole	7	102	92	
Jason Peters	8	101	91	36/36
Joselio Hanson	7	98	18	85/15
Jason Babin	8	92	52	22/10
Todd Herremans	7	89	86	
Ronnie Brown	7	86	71	10/0
Darryl Tapp	6	85	35	21/3
Jamaal Jackson	8	82	72	
Jason Avant	6	80	31	
Brent Celek	5	74	51	
Evan Mathis	8	66	31	9/9
Akeem Jordan	5	62	21	
Vince Young	6	57	48	3/1
D. Rodgers-Cromartie	4	57	44	9/1
Derek Landri	5	57	16	6/0
Owen Schmitt	4	55	10	25/8
DeSean Jackson	4	54	53	
Steve Smith	5	54	27	8/1
Trevor Laws	4	52	1	
Winston Justice	6	44	31	
Moise Fokou	3	42	22	
LeSean McCoy	3	41	27	
Jeremy Maclin	3	40	38	
Antonio Dixon (IR)	3	35	10	
King Dunlap	4	34	7	
Victor Abiamiri (IR)	5	29	6	
Kurt Coleman	2	25	10	
Jamar Chaney	2	24	12	
Riley Cooper	2	23	3	
Nate Allen	2	22	19	
Clay Harbor	2	19	8	
Colt Anderson	2	18	2	
Brandon Graham	2	15	6	
Keenan Clayton	2	15	1	
Jason Kelce	R	10	10	
Brian Rolle	R	10	7	
Casey Matthews	R	10	3	
Brandon Hughes	3	10	0	
Alex Henery	R	10	0	
Chas Henry	R	10	0	
Chad Hall	2	9	1	
Dion Lewis	R	9	0	
Danny Watkins	R	6	6	
Jaiquawn Jarrett	R	6	1	
Philip Hunt	1	5	0	
Mike Kafka	2	2	0	
Curtis Marsh	R	1	0	
Julian Vandervelde	R	1	0	

RFA-rookie free agent; T- trade; W- claimed off waivers; (IR) - Injured Reserve list, Reserve/Non-Football Injury List

2011 PARTICIPATION CHART

Game	1	2	3	4	5	6	7	8	9	10	11	12	13	14	15	16				
Date	S11	S18	S25	O2	O9	O16	O30	N7	N13	N20	N27	D1	D11	D18	D24	J1				
Opponent	@StL	@Atl	NYG	SF	@Buf	@Was	Dal	Chi	Arz	@NYG	NE	@Sea	@Mia	NYJ	@Dal	Was	GP	GS	IA	DNP
Abiamiri, Victor	IR	IR	IR	IR	IR	IR	IR	IR	IR	IR							0	0	0	0
Allen, Nate	P	P	P	FS	FS	FS	FS	FS	IA	FS							9	6	1	0
Anderson, Colt	P	P	P	P	P	P	P	P	P	P							10	0	0	0
Asomugha, Nnamdi	RCB	RCB	RCB	RCB	RCB	RCB	RCB	RCB	RCB	RCB							10	10	0	0
Avant, Jason	WR	WR	P	P	WR	P	WR	P	P	WR							10	5	0	0
Babin, Jason	LDE	LDE	LDE	LDE	LDE	LDE	LDE	LDE	LDE	LDE							10	10	0	0
Brackett, Brett	X	X	X	X	X	X	X	X	PS	PS							0	0	0	0
Brown, Ronnie	P	P	P	P	P	P	P	P	P	P							10	0	0	0
Celek, Brent	TE	TE	TE	TE	TE	TE	TE	TE	TE	TE							10	10	0	0
Chaney, Jamar	SAM	SAM	MIKE	MIKE	MIKE	MIKE	MIKE	MIKE	MIKE	MIKE							10	10	0	0
Clayton, Keenan	P	P	P	P	P	IA	IA	P	P	P							8	0	2	0
Cole, Trent	RDE	RDE	RDE	RDE	IA	IA	RDE	RDE	RDE	RDE							8	8	2	0
Coleman, Kurt	FS	FS	FS	P	P	SS	SS	SS	SS	SS							10	8	0	0
Cooper, Riley	P	P	P	P	P	P	P	P	P	WR							10	1	0	0
DeVan, Kyle	RG	RG	RG	RG	IA	P	DNP	X	X	X							5	4	1	1
Dixon, Antonio	P	P	P	P	IR	IR	IR	IR	IR	IR							4	0	0	0
Dorenbos, Jon	P	P	P	P	P	P	P	P	P	P							10	0	0	0
Dunlap, King	P	P	P	P	LT	IA	P	P	LG	IA							8	2	2	0
Fokou, Moise	WILL	WILL	SAM	SAM	P	SAM	SAM	SAM	P	P							10	7	0	0
Graham, Brandon	PUP	PUP	PUP	PUP	PUP	PUP	PUP	P	P	IA							2	0	1	0
Hall, Chad	PS	PS	PS	PS	PS	PS	PS	PS	PS	P							1	0	0	0
Hanson, Joselio	P	P	P	P	P	P	P	P	P	P							10	0	0	0
Harbor, Clay	P	P	P	TE	P	P	P	TE	P	P							10	2	0	0
Havili, Stanley	PS	PS	PS	PS	PS	PS	PS	PS	PS	PS							0	0	0	0
Henery, Alex	P	P	P	P	P	P	P	P	P	P							10	0	0	0
Henry, Chas	P	P	P	P	P	P	P	P	P	P							10	0	0	0
Herremans, Todd	RT	RT	RT	RT	RT	LT	RT	RT	RT	RT							10	10	0	0
Hill, Anthony	PS	PS	PS	PS	PS	PS	PS	PS	X	X							0	0	0	0
Hughes, Brandon	P	P	P	IA	P	P	P	P	P	P							9	0	1	0
Hunt, Phillip	IA	P	P	P	P	P	IA	IA	IA	IA							5	0	5	0
Jackson, DeSean	WR	WR	WR	WR	WR	WR	WR	WR	IA	WR							9	9	1	0
Jackson, Jamaal	P	P	P	P	P	P	P	P	P	P							10	0	0	0
Jarrett, Jaiquawn	IA	IA	IA	P	IA	P	P	P	FS	P							6	1	4	0
Jenkins, Cullen	LDT	LDT	LDT	LDT	LDT	LDT	LDT	LDT	LDT	LDT							10	10	0	0
Johnson, Ronald	PS	PS	PS	PS	PS	PS	PS	PS	PS	PS							0	0	0	0
Jordan, Akeem	P	IA	P	P	P	P	P	P	SAM	SAM							9	2	1	0
Justice, Winston	IA	IA	IA	IA	P	RT	IA	IA	IA	P							3	1	7	0
Kafka, Mike	DNP	P	P	DNP	IA	DNP	DNP	IA	IA	DNP							2	0	3	5
Kelce, Jason	C	C	C	C	C	C	C	C	C	C							10	10	0	0
Landri, Derek	X	X	X	X	P	P	P	P	P	P							6	0	0	0
Laws, Trevor	P	P	P	P	P	P	P	P	P	P							10	0	0	0
Lewis, Dion	P	P	P	P	P	P	IA	P	P	P							9	0	1	0
Lloyd, Greg	PS	PS	PS	PS	PS	PS	PS	PS	PS	PS							0	0	0	0
Maclin, Jeremy	WR	WR	WR	WR	WR	WR	WR	WR	WR	IA							9	9	1	0
Marsh, Curtis	IA	IA	IA	IA	IA	IA	IA	IA	IA	P							1	0	9	0
Mathis, Evan	LG	LG	LG	LG	LG	LG	LG	LG	IA	LG							9	9	1	0
Matthews, Casey	MIKE	MIKE	WILL	P	P	P	P	P	P	P							10	3	0	0
McCoy, LeSean	RB	RB	RB	RB	RB	RB	RB	RB	RB	RB							10	10	0	0
Page, Jarrad	SS	SS	SS	SS	SS	IA	IA	IA	P	X							6	5	3	0
Parker, Juqua	P	P	IA	IA	P	P	P	IA	P	P							7	0	3	0
Patterson, Mike	RDT	RDT	RDT	RDT	RDT	RDT	RDT	RDT	RDT	RDT							10	10	0	0
Peters, Jason	LT	LT	LT	LT	IA	IA	LT	LT	LT	LT							8	8	2	0
Reynolds, Dallas	PS	PS	PS	PS	PS	PS	PS	PS	PS	PS							0	0	0	0
Rodgers-Cromartie, D.	P	P	P	P	CB	P	P	P	P	IA							9	1	1	0

2011 PARTICIPATION CHART

Game	1	2	3	4	5	6	7	8	9	10	11	12	13	14	15	16				
Date	S11	S18	S25	O2	O9	O16	O30	N7	N13	N20	N27	D1	D11	D18	D24	J1				
Opponent	@StL	@Atl	NYG	SF	@Buf	@Was	Dal	Chi	Arz	@NYG	NE	@Sea	@Mia	NYJ	@Dal	Was	GP	GS	IA	DNP
Rolle, Brian	P	P	P	WILL	WILL	WILL	WILL	WILL	WILL	WILL							10	7	0	0
Samuel, Asante	LCB	LCB	LCB	LCB	LCB	LCB	LCB	LCB	LCB	LCB							10	10	0	0
Schmitt, Owen	P	P	FB	P	P	FB	P	P	FB	P							10	3	0	0
Smith, Steve	P	P	P	P	P	P	DNP	DNP	WR	P							8	1	0	2
Tapp, Darryl	P	IA	IA	IA	RDE	RDE	P	P	P	P							7	2	3	0
Te'o-Nesheim, Daniel	PS	PS	PS	PS	PS	PS	PS	PS	PS	PS							0	0	0	0
Thornton, Cedric	PS	PS	PS	PS	PS	PS	PS	PS	PS	PS							0	0	0	0
Vandervelde, Julian	IA	IA	IA	IA	IA	IA	IA	IA	P	IA							1	0	9	0
Vick, Michael	QB	QB	QB	QB	QB	QB	QB	QB	QB	IA							9	9	1	0
Watkins, Danny	IA	DNP	IA	IA	RG	RG	RG	RG	RG	RG							6	6	3	1
Young, Vince	IA	IA	DNP	DNP	DNP	P	DNP	DNP	P	QB							3	1	2	5

KEY: POSITION - start, P - played (did not start), IA - inactive, IR - injured reserve, DNP - dressed but did not play, DND - did not dress, PS - practice squad member, NFI - reserve/non-football injury, SUSP - suspended, X - not with team, EX - roster exemption

2011 GAME-BY-GAME STARTERS

OFFENSE

REGULAR SEASON

OPP	WR	LT	LG	C	RG	RT	TE	WR	FB	RB	QB	Other
at StL	Maclin	Peters	Mathis	Kelce	DeVan	Herremans	Celek	D.Jackson	---	McCoy	Vick	Avant (WR)
at Atl	Maclin	Peters	Mathis	Kelce	DeVan	Herremans	Celek	D.Jackson	---	McCoy	Vick	Avant (WR)
NYG	Maclin	Peters	Mathis	Kelce	DeVan	Herremans	Celek	D.Jackson	Schmitt	McCoy	Vick	
SF	Maclin	Peters	Mathis	Kelce	DeVan	Herremans	Celek	D.Jackson	---	McCoy	Vick	Harbor (TE)
at Buf	Maclin	Dunlap	Mathis	Kelce	Watkins	Herremans	Celek	D.Jackson	---	McCoy	Vick	Avant (WR)
at Was	Maclin	Herremans	Mathis	Kelce	Watkins	Justice	Celek	D.Jackson	Schmitt	McCoy	Vick	
DAL	Maclin	Peters	Mathis	Kelce	Watkins	Herremans	Celek	D.Jackson	---	McCoy	Vick	Avant (WR)
CHI	Maclin	Peters	Mathis	Kelce	Watkins	Herremans	Celek	D.Jackson	---	McCoy	Vick	Harbor (TE)
ARZ	Maclin	Peters	Dunlap	Kelce	Watkins	Herremans	Celek	S.Smith	Schmitt	McCoy	Vick	
at NYG	Cooper	Peters	Mathis	Kelce	Watkins	Herremans	Celek	D.Jackson	---	McCoy	Young	Avant (WR)

DEFENSE

OPP	LDE	LDT	RDT	RDE	WILL	MLB	SAM	LCB	RCB	SS	FS	Other
at StL	Babin	Jenkins	Patterson	Cole	Fokou	Matthews	Chaney	Samuel	Asomugha	Page	Coleman	
at Atl	Babin	Jenkins	Patterson	Cole	Fokou	Matthews	Chaney	Samuel	Asomugha	Page	Coleman	
NYG	Babin	Jenkins	Patterson	Cole	Matthews	Chaney	Fokou	Samuel	Asomugha	Page	Coleman	
SF	Babin	Jenkins	Patterson	Cole	Rolle	Chaney	Fokou	Samuel	Asomugha	Page	Allen	
at Buf	Babin	Jenkins	Patterson	Tapp	Rolle	Chaney	---	Samuel	Asomugha	Page	Allen	*DRC (CB)
at Was	Babin	Jenkins	Patterson	Tapp	Rolle	Chaney	Fokou	Samuel	Asomugha	Coleman	Allen	
DAL	Babin	Jenkins	Patterson	Cole	Rolle	Chaney	Fokou	Samuel	Asomugha	Coleman	Allen	
CHI	Babin	Jenkins	Patterson	Cole	Rolle	Chaney	Fokou	Samuel	Asomugha	Coleman	Allen	
ARZ	Babin	Jenkins	Patterson	Cole	Rolle	Chaney	Jordan	Samuel	Asomugha	Coleman	Jarrett	
at NYG	Babin	Jenkins	Patterson	Cole	Rolle	Chaney	Jordan	Samuel	Asomugha	Coleman	Allen	

*Dominique Rodgers-Cromartie

2011 PERSONNEL MOVES

- Monday, January 10 - Agreed to terms with WR **Rod Harper**, WR **Sinorice Moss**, OL **Dallas Reynolds** and OL **A.Q. Shipley**
- Tuesday, January 11 - Signed TE **Cornelius Ingram**, TE **John Nalbone** and WR **Jeremy Williams**
- Thursday, January 13 - Signed OL **Fenuki Tupou** and S **Jamar Wall**
- Saturday, January 15 - Defensive coordinator **Sean McDermott** and defensive line coach **Rory Segrest** were not retained
- Wednesday, January 19 - Named **Jim Washburn** defensive line coach
- Thursday, January 20 - Special teams quality control coach **Jeff Nixon** was named running backs coach of the Miami Dolphins
- Friday, January 21 - Senior assistant/defensive backs coach **Dick Jauron** was named defensive coordinator of the Cleveland Browns
- Tuesday, January 25 - Linebackers coach **Bill Shuey** was not retained
- Wednesday, February 2 - Named **Juan Castillo** defensive coordinator and **Howard Mudd** offensive line coach
- Monday, February 7 - Named **Mike Caldwell** linebackers coach and **Michael Zordich** secondary/safeties coach
- Tuesday, February 8 - Named **David Culley** senior offensive assistant/wide receivers, **Johnnie Lynn** secondary/cornerbacks coach, **James Urban** assistant offensive coordinator, **Doug Pederson** quarterbacks coach, **Duce Staley** special teams quality control coach, and **Bobby April III** defensive quality control coach ... Claimed CB **Isaiah Trufant** off waivers from the NY Jets
- Friday, February 11 - Signed DE **Phillip Hunt** to a three-year deal
- Tuesday, February 15 - Placed the franchise tag on QB **Michael Vick** and placed the transition tag on K **David Akers**
- Sunday, February 20 - Signed LB **Rashad Jeanty** to a one-year contract
- Monday, February 21 - Assistant offensive coordinator **James Urban** was named wide receivers coach for the Cincinnati Bengals
- Wednesday, March 2 - Signed QB **Michael Vick** to a one-year contract as the team's franchise player ... Tendered the following three restricted free agents: LB **Stewart Bradley** (2nd round compensation), G **Max Jean-Gilles** (4th round compensation) and CB **Dimitri Patterson** (no compensation); and one exclusive rights free agent, RB **Eldra Buckley** ... Named **Matt Nagy** offensive quality control coach
- Thursday, March 3 - Tendered RB **Jerome Harrison** (2nd round compensation) and P **Sav Rocca** (no compensation)
- Thursday, April 28 - Selected G **Danny Watkins** (Baylor) in the first round (23rd overall)
- Friday, April 29 - Selected S **Jaiquawn Jarrett** (Temple) in the second round (54th overall) ... Traded a third round draft choice (85th overall) to Baltimore for a third round draft choice (90th overall) and a sixth round draft choice (191st overall) ... Selected CB **Curtis Marsh** (Utah State) in the third round (90th overall)
- Saturday, April 30 - Traded a fourth round draft choice to Tampa Bay for a fourth round draft choice (116th overall) and a fourth round draft choice in 2012 ... Selected LB **Casey Matthews** (Oregon) in the fourth round (116th overall) ... Selected K/P **Alex Henery** (Nebraska) in the fourth round (120th overall) ... Traded a 5th round draft choice (153rd overall) and a 7th round draft choice (227th overall) to NY Jets for a 5th round draft choice (161st overall) and a 6th round draft choice (194th overall) ... Traded a 6th round draft choice (194th overall) to New England for a 6th round draft choice (193rd overall) ... Selected RB **Dion Lewis** (Pittsburgh) in the 5th round (149th overall) ... Selected G **Julian Vandervelde** (Iowa) in the 5th round (161st overall) ... Selected C **Jason Kelce** (Cincinnati) in the 6th round (191st overall) ... Selected LB **Brian Rolle** (Ohio State) in the 6th round (193rd overall) ... Selected LB **Greg Lloyd** (Connecticut) in the 7th round (237th overall) ... Selected FB **Stanley Havili** (USC) in the 7th round (240th overall)
- Tuesday, July 26 - Signed the following ten rookie free agents: WR **Perry Baker**, WR **DeAndre Brown**, RB **Graig Cooper**, RB **Noel Devine**, P **Chas Henry**, QB **Jerrod Johnson**, LB **Brandon Peguese**, DT **Cedric Thornton**, WR **Terrance Turner** and TE **Martell Webb** ... Named **Roger Marandino** assistant strength and conditioning coach
- Wednesday, July 27 - Agreed to terms with the following nine players, each to four-year deals: S **Jaiquawn Jarrett**, CB **Curtis Marsh**, LB **Casey Matthews**, K/P **Alex Henery**, RB **Dion Lewis**, G **Julian Vandervelde**, C **Jason Kelce**, LB **Brian Rolle** and FB **Stanley Havili**
- Thursday, July 28 - Placed T **Winston Justice** (knee) and DE **Brandon Graham** (knee) on the PUP list ... Agreed to terms with LB **Greg Lloyd** on a four-year deal ... Signed rookie free agent WR **Gerald Jones** ... Acquired CB **Dominique Rodgers-Cromartie** and a 2nd round draft choice in 2012 from the Arizona Cardinals in exchange for QB **Kevin Kolb** ... Released DT **Jeremy Clark**, CB **Gerard Lawson**, DT **Jeff Owens**, FB **Leonard Weaver** and WR **Jeremy Williams**
- Friday, July 29 - Signed rookie free agents WR **Keith Carlos** and RB **Derrick Locke** ... Agreed to terms with CB **Nnamdi Asomugha** and DE **Jason Babin**, each on five-year deals ... Signed WR **Johnnie Lee Higgins** and TE **Donald Lee**, each to one-year deals ... Agreed to terms with QB **Vince Young** on a one-year deal
- Saturday, July 30 - Signed rookie free agent WR **Jeremy LaFrance** ... Agreed to terms on a five-year contract with DT **Cullen Jenkins** and a one-year contract with LB **Akeem Jordan** ... Waived RB **Noel Devine**
- Sunday, July 31 - Signed G **Evan Mathis** and LB **Terence Thomas** ... Waived WR **Keith Carlos**
- Monday, August 1 - Acquired an undisclosed draft choice in 2013 from the Denver Broncos in exchange for DT **Brodrick Bunkley** ... Agreed to terms on a four-year deal with G **Danny Watkins**

2011
PERSONNEL MOVES

- Tuesday, August 2 - Agreed to terms with RB **Ronnie Brown,** T **Ryan Harris**, and S **Jarrad Page**, each on a one-year deal
- Wednesday, August 3 - Signed WR **Brandon Caleb** and WR **Cordario Calvin** ... Waived TE **John Nalbone** and LB **Terence Thomas** ... Agreed to terms with DT **Derek Landri** and DT **Anthony Hargrove**, each on one-year contracts
- Thursday, August 4 - Signed DT **Charlie Noonan** and DT **Brandon Collier** ... Placed DE **Victor Abiamiri** on Injured Reserve (achilles) ... Released WR **Jeremy LaFrance** ... Placed DE **Ricky Sapp** on the Reserve/Left Squad list
- Friday, August 5 - Released DE **Ricky Sapp**
- Monday, August 8 - Signed DT **Marlon Favorite** and released WR **Cordario Calvin** ... released WR **DeAndre Brown** ... signed DE **Chris Wilson** to a one-year contract
- Wednesday, August 10 - Agreed to terms with WR **Steve Smith** on a one-year deal
- Saturday, August 13 - Placed WR **Steve Smith** on PUP (knee) ... Signed T **Spencer Johnson** and T **Joe Toledo** ... Waived/injury settlement DT **Brandon Collier** (ankle) ... Released QB **Jerrod Johnson** and DT **Charlie Noonan**
- Monday, August 15 - Waived T **Joe Toledo** ... Claimed T **Jose Acuna** off of waivers (Dallas)
- Thursday, August 18 - Placed T **Jose Acuna** on the Reserve/Left Squad list ... Signed DT **Charlie Noonan**
- Saturday, August 20 - Signed G **Reggie Wells** ... Released WR **Brandon Caleb** and DT **Charlie Noonan**
- Friday, August 26 - Released DT **Marlon Favorite**, RB **Derrick Locke**, LB **Brandon Peguese** and WR **Terrance Turner**
- Monday, August 29 - Released WR **Gerald Jones**, CB **Jamar Wall**, T **Spencer Johnson** and TE **Martell Webb** ... Agreed to terms with QB **Michael Vick** on a 6-year contract
- Tuesday, August 30 - Released CB **Isaiah Trufant**
- Thursday, September 1 - Released CB **Jorrick Calvin** and re-signed CB **Jamar Wall**
- Friday, September 2 - Released the following nine players: CB **Jamar Wall**, WR **Rod Harper**, DE **Chris Wilson**, LB **Rashad Jeanty**, C **A.Q. Shipley**, TE **Cornelius Ingram**, FB **Stanley Havili**, G **Dallas Reynolds**, and RB **Graig Cooper**
- Saturday, September 3 - Released the following players: S **Jamar Adams**, RB **Eldra Buckley**, WR **Chad Hall**, CB **Joselio Hanson**, DT **Anthony Hargrove**, WR **Johnnie Lee Higgins**, T **Austin Howard**, S **Marlin Jackson**, DT **Derek Landri**, TE **Donald Lee**, LB **Greg Lloyd**, C/G **Mike McGlynn**, WR **Sinorice Moss**, DE **Daniel Te'o-Nesheim**, T **Fenuki Tupou** and T **Reggie Wells** ... Placed DE **Brandon Graham** on the Reserve/PUP list (knee) ... Released T **Ryan Harris** with an injury settlement ... Activated T **Winston Justice** from the PUP list ... Released T **Jose Acuna** off of the reserve/left squad list
- Sunday, September 4 - Claimed G **Kyle DeVan** off of waivers (Ind) and released DT **Cedric Thornton** ... Signed the following players to the practice squad: WR **Chad Hall**, FB **Stanley Havili**, LB **Greg Lloyd**, G **Dallas Reynolds**, and DE **Daniel Te'o-Nesheim**
- Monday, September 5 - Signed TE **Anthony Hill**, WR **Ronald Johnson** and DT **Cedric Thornton** to the practice squad
- Tuesday, September 6 - Re-signed LB **Akeem Jordan** to a 2-year deal
- Wednesday, September 7 - Re-signed CB **Joselio Hanson** to a 2-year deal and released CB **Trevard Lindley**
- Tuesday, October 4 - Re-signed DT **Derek Landri** to a one-year deal and placed DT **Antonio Dixon** on Injured Reserve (triceps)
- Saturday, November 5 - Activated DE **Brandon Graham** from the Reserve/PUP list (knee) and released G **Kyle DeVan**
- Tuesday, November 8 - TE **Anthony Hill** was signed off the practice squad by the Indianapolis Colts ... Signed TE **Brett Brackett** to the practice squad
- Wednesday, November 16 - Promoted WR **Chad Hall** from the practice squad to the active roster ... Released S **Jarrad Page**

CAREER PLAYER TRANSACTIONS

Victor Abiamiri
2007 Drafted by PHI in 2nd round (57th overall) ... signed 4-year contract
9/3/10 Placed on Reserve/PUP (knee)
8/4/11 Placed on Injured Reserve (Achilles)

Nate Allen
2010 Drafted by PHI in 2nd round (37th overall) ... signed 4-year contract
12/21/10 Placed on the Injured Reserve list (knee)

Colt Anderson
2009 Signed by MIN as a rookie free agent
9/6/09 Released by MIN
9/7/09 Signed by MIN to the practice squad
1/25/10 Re-signed by MIN
9/5/10 Released by MIN
9/6/10 Signed by MIN to the practice squad
11/10/10 Signed by PHI from MIN practice squad

Nnamdi Asomugha
2003 Drafted by OAK in 1st round (31st overall) ... signed 5-year contract
2/20/08 Designated by OAK as franchise player
2/21/08 Signed by OAK to a 1-year contract as franchise player
2/19/09 Signed by OAK to a 3-year contract extension thru 2011
1/9/10 Contract voided by OAK
7/29/11 Signed by PHI to a 5-year contract

Jason Avant
2006 Drafted by PHI in 4th round ... signed 4-year contract
3/8/10 Signed by PHI to a 5-year contract

Jason Babin
2004 Drafted by HOU in 1st round (31st overall) ... signed 5-year contract
9/1/07 Traded from HOU to SEA for Michael Boulware
9/17/08 Released by SEA
11/12/08 Claimed by KC off waivers from SEA
8/4/09 Signed by PHI to a 1-year contract
3/19/10 Signed by TEN to a 1-year contract
7/29/11 Signed by PHI to a 5-year contract

Ronnie Brown
2005 Drafted by MIA in 1st round (2nd overall) ... signed 5-year contract
10/23/07 Placed on Injured Reserve (knee)
11/8/09 Placed on Injured Reserve (foot)
8/2/11 Signed by PHI to a 1-year contract

Brent Celek
2007 Drafted by PHI in 5th round ... signed 4-year contract
12/1/09 Signed by PHI to a 6-year contract extension thru 2016

Jamar Chaney
2010 Drafted by PHI in 7th round ... signed 4-year contract

Keenan Clayton
2010 Drafted by PHI in 4th round ... signed 4-year contract

Trent Cole
2005 Drafted by PHI in 5th round ... signed 4-year contract
11/6/06 Signed by PHI to a 5-year contract extension thru 2013

Kurt Coleman
2010 Drafted by PHI in 7th round ... signed 4-year contract

Riley Cooper
2010 Drafted by PHI in 5th round ... signed 4-year contract

Antonio Dixon
2009 Signed by WAS as a rookie free agent
9/5/09 Waived by WAS
9/6/09 Claimed by PHI off waivers from WAS
10/4/11 Placed on Injured Reserve (triceps)

Jon Dorenbos
5/2/03 Signed by BUF as a rookie free agent
12/21/04 Placed on Injured Reserve (knee)
9/6/05 Released by BUF
10/26/05 Signed by TEN to a 1-year contract
10/13/06 Signed by TEN to a 1-year contract
10/24/06 Released by TEN
11/29/06 Signed by PHI to a 2-year contract
12/29/07 Signed by PHI to a 5-year contract extension thru 2012

King Dunlap
2008 Drafted by PHI in 7th round ... signed 4-year contract
8/30/08 Placed on Injured Reserve (ankle)

Moise Fokou
2009 Drafted by PHI in 7th round ... signed 4-year contract

Brandon Graham
2010 Drafted by PHI in 1st round (13th overall) ... signed 5-year contract
12/14/10 Placed on Injured Reserve (knee)
9/3/11 Placed on Reserve/PUP (knee)
11/5/11 Activated from Reserve/PUP (knee)

Chad Hall
2010 Signed by PHI to a 3-year contract
9/4/10 Released by PHI
9/5/10 Signed by PHI to the practice squad
10/9/10 Signed by PHI from the practice squad to the active roster
9/3/11 Released by PHI
9/4/11 Signed by PHI to the practice squad
11/16/11 Signed by PHI from the practice squad to the active roster

Joselio Hanson
2003 Signed by SF as a rookie free agent
8/31/03 Released by SF
9/9/03 Signed by SF to the practice squad
1/17/04 Signed by SF
9/27/04 Released by SF
9/28/04 Signed by SF
8/30/05 Released by SF
6/5/06 Signed by PHI to a 2-year contract and allocated to NFL Europe
4/1/08 Signed by PHI to a 1-year contract
2/20/09 Signed by PHI to a 5-year contract thru 2013
11/11/09 Suspended by NFL for 4 games
9/3/11 Released by PHI
9/7/11 Signed by PHI to a 2-year contract

Clay Harbor
2010 Drafted by PHI in 4th round ... signed 4-year contract

CAREER PLAYER TRANSACTIONS

Alex Henery
2011 Drafted by PHI in 4th round ... signed 4-year contract

Chas Henry
2011 Signed by PHI as a rookie free agent

Todd Herremans
2005 Drafted by PHI in 4th round ... signed 4-year contract
12/20/05 Placed on Injured Reserve (ankle)
12/30/06 Signed by PHI to a 5-year contract extension thru 2013

Brandon Hughes
2009 Drafted by SD in 5th round ... signed 4-year contract
9/1/09 Placed on Injured Reserve (knee)
9/7/10 Waived by SD
9/9/10 Signed by NYG to the practice squad
11/23/10 Signed by PHI from NYG practice squad

Phillip Hunt
2009 Signed by CLE as a rookie free agent
8/18/09 Released by CLE
9/16/09 Signed by Winnipeg Blue Bombers (CFL) as a rookie free agent
2/11/11 Signed by PHI

DeSean Jackson
2008 Drafted by PHI in 2nd round (49th overall) ... signed 4-year contract

Jamaal Jackson
2003 Signed by PHI as a rookie free agent
8/31/03 Released by PHI
9/1/03 Signed by PHI to the practice squad
1/7/04 Signed by PHI from the practice squad to active roster
8/23/04 Placed on Injured Reserve (triceps)
9/3/05 Released by PHI
9/5/05 Signed by PHI to the practice squad
11/9/05 Signed by PHI from the practice squad to active roster
7/20/06 Signed by PHI to a 7-year contract extension thru 2013
12/29/09 Placed on Injured Reserve (knee)
9/13/10 Placed on Injured Reserve (triceps)

Jaiquawn Jarrett
2011 Drafted by PHI in 2nd round ... signed 4-year contract

Cullen Jenkins
2003 Signed by GB as a rookie free agent
8/26/03 Waived by GB
1/29/04 Re-signed by GB
2/26/07 Signed by GB to a 4-year contract
10/1/08 Placed on Injured Reserve (chest)
7/30/11 Signed by PHI to a 5-year contract

Akeem Jordan
2007 Signed by PHI as a rookie free agent
9/2/07 Released by PHI
9/3/07 Signed by PHI to the practice squad
10/29/07 Signed by PHI from the practice squad to active roster
3/22/10 Signed by PHI to a 1-year contract
7/30/11 Signed by PHI to a 1-year contract
9/6/11 Signed by PHI to a 2-year contract

Winston Justice
2006 Drafted by PHI in 2nd round (39th overall) ... signed 4-year contract
11/24/09 Signed by PHI to a 4-year contract extension thru 2013

Mike Kafka
2010 Drafted by PHI in 4th round ... signed 4-year contract

Jason Kelce
2011 Drafted by PHI in 6th round ... signed 4-year contract

Derek Landri
2007 Drafted by JAX in 5th round ... signed 4-year contract
10/3/09 Waived by JAX
10/4/09 Claimed by CAR off waivers from JAX
8/3/11 Signed by PHI to a 1-year contract
9/3/11 Released by PHI
10/4/11 Re-signed by PHI to a 1-year contract

Trevor Laws
2008 Drafted by PHI in 2nd round (47th overall) ... signed 4-year contract

Dion Lewis
2011 Drafted by PHI in 5th round ... signed 4-year contract

Jeremy Maclin
2009 Drafted by PHI in 1st round (19th overall) ... signed 5-year contract

Curtis Marsh
2011 Drafted by PHI in 3rd round ... signed 4-year contract

Evan Mathis
2005 Drafted by CAR in 3rd round ... signed 4-year contract
8/30/08 Waived by CAR
9/9/08 Signed by MIA
11/7/08 Waived by MIA
11/24/09 Signed by CIN
4/20/10 Re-signed by CIN
7/29/11 Signed by PHI to a 1-year contract

Casey Matthews
2011 Drafted by PHI in 4th round ... signed 4-year contract

LeSean McCoy
2009 Drafted by PHI in 2nd round (53rd overall) ... signed 4-year contract

Juqua Parker
2001 Signed by TEN as a rookie free agent
8/10/05 Signed by PHI to a 1-year contract
3/8/06 Signed by PHI to a 1-year contract
3/2/07 Signed by PHI to a 5-year contract

Mike Patterson
2005 Drafted by PHI in 1st round (31st overall) ... signed 5-year contract
11/2/06 Signed by PHI to a 7-year contract extension thru 2016

CAREER PLAYER TRANSACTIONS

Jason Peters

2004	Signed by BUF as a rookie free agent
9/1/04	Released by BUF
9/7/04	Signed by BUF to the practice squad
11/13/04	Signed by BUF from the practice squad to active roster
7/14/06	Signed by BUF to a 5-year contract extension thru 2010
4/17/09	Traded from BUF to PHI for a 1st round draft pick in 2009, a 4th round pick in 2009 and a 6th round pick in 2010 ... signed by PHI to a 6-year contract thru 2014

Dominique Rodgers-Cromartie

2008	Drafted by ARZ in 1st round (16th overall) ... signed 5-year contract
7/28/11	Traded from ARZ to PHI along with a 2nd round pick in 2012 in exchange for QB Kevin Kolb

Brian Rolle

2011	Drafted by PHI in 6th round ... signed 4-year contract

Asante Samuel

2003	Drafted by NE in 4th round ... signed 4-year contract
2/16/07	Designated by NE as franchise player
8/28/07	Signed by NE to a 1-year contract as franchise player
2/29/08	Signed by PHI to a 6-year contract

Owen Schmitt

2008	Drafted by SEA in 5th round ... signed 4-year contract
9/6/10	Released by SEA
9/13/10	Signed by PHI to a 2-year contract

Steve Smith

2007	Drafted by NYG in 2nd round (51st overall) ... signed 4-year contract
12/17/10	Placed on Injured Reserve (knee)
8/10/11	Signed by PHI to a 1-year contract

Darryl Tapp

2006	Drafted by SEA in 2nd round ... signed 4-year contract
3/15/10	Signed by SEA to a 1-year contract
3/16/10	Traded from SEA to PHI for DE Chris Clemons and a 4th round draft pick in 2010
3/18/10	Signed by PHI to a 3-year contract

Julian Vandervelde

2011	Drafted by PHI in 5th round ... signed 4-year contract

Michael Vick

2001	Drafted by ATL in 1st round (1st overall)
12/24/04	Signed by ATL to a 10-year contract extension
8/24/07	Suspended by NFL indefinitely
6/12/09	Released by ATL
8/14/09	Signed by PHI to a 1-year contract (plus 1 option year)
2/15/11	Designated by PHI as franchise player
3/2/11	Signed by PHI to a 1-year contract as franchise player
8/29/11	Signed by PHI to a 6-year contract

Danny Watkins

2011	Drafted by PHI in 1st round (23rd overall) ... signed 4-year contract

Vince Young

2006	Drafted by TEN in 1st round (3rd overall) ... signed 5-year contract
11/23/10	Placed on Injured Reserve (thumb)
7/28/11	Released by TEN
7/29/11	Signed by PHI to a 1-year contract

2011 REGULAR SEASON STATISTICS

Record: 4-6
Head Coach: Andy Reid

9/11	W	31-13	at St.Louis	56,722
9/18	L	31-35	at Atlanta	69,608
9/25	L	16-29	New York Giants	69,144
10/2	L	23-24	San Francisco	69,144
10/9	L	24-31	at Buffalo	69,803
10/16	W	20-13	at Washington	80,447
10/30	W	34-7	Dallas	69,144
11/7	L	24-30	Chicago	69,144
11/13	L	17-21	Arizona	69,144
11/20	W	17-10	at New York Giants	79,743
11/27			New England	
12/1			at Seattle	
12/11			at Miami	
12/18			New York Jets	
12/24			at Dallas	
1/1			Washington	

TEAM STATS	EAGLES	OPP
Total First Downs	**231**	**184**
Rushing	94	54
Passing	120	109
Penalty	17	21
3rd Down: Made/Att	**60/135**	**46/127**
3rd Down Pct.	**44.4%**	**36.2%**
4th Down: Made/Att	**5/12**	**5/8**
4th Down Pct.	**41.7%**	**62.5%**
Possession Avg.	**32:36**	**27:24**
Total Net Yards	**4155**	**3334**
Avg. Per Game	415.5	333.4
Total Plays	669	598
Avg. Per Play	6.2	5.6
Net Yards Rushing	**1680**	**1109**
Avg. Per Game	168.0	110.9
Total Rushes	298	244
Net Yards Passing	**2475**	**2225**
Avg. Per Game	247.5	222.5
Sacked/Yards Lost	17/83	29/167
Gross Yards	2558	2392
Attempts/Completions	354/215	325/185
Completion Pct.	60.7%	56.9%
Had Intercepted	17	11
Punts/Average	**34/42.2**	**51/43.9**
Net Punting Avg.	**36.9**	**39.5**
Penalties/Yards	**65/512**	**59/471**
Fumbles/Ball Lost	**14/7**	**10/5**
Touchdowns	**27**	**26**
Rushing	11	7
Passing	13	18
Returns	3	1

Rushing	No.	Yds	Avg	Lg	TD
L.McCoy	188	1019	5.4	60	10
M.Vick	65	535	8.2	53	0
R.Brown	17	56	3.3	15	1
D.Lewis	9	34	3.8	7	0
C.Hall	2	11	5.5	7	0
D.Jackson	4	9	2.3	10	0
V.Young	7	7	1.0	5	0
O.Schmitt	4	6	1.5	4	0
M.Kafka	1	2	2.0	2	0
J.Maclin	1	1	1.0	1	0
Team	**298**	**1680**	**5.6**	**60**	**11**
Opponents	**244**	**1109**	**4.5**	**61**	**7**

Receiving	No.	Yds	Avg	Lg	TD
J.Maclin	46	612	13.3	59	4
B.Celek	37	382	10.3	24	2
D.Jackson	35	591	16.9	61	2
J.Avant	35	447	12.8	35	0
L.McCoy	34	198	5.8	16	2
S.Smith	11	124	11.3	20	1
C.Harbor	8	100	12.5	27	1
R.Cooper	5	75	15.0	23	1
O.Schmitt	3	32	10.7	13	0
D.Lewis	1	-3	-3.0	-3	0
Team	**215**	**2558**	**11.9**	**61**	**13**
Opponents	**185**	**2392**	**12.9**	**74t**	**18**

Punt Returns	Ret	FC	Yds	Avg	Lg	TD
D.Jackson	12	8	87	7.3	51	0
J.Maclin	4	3	29	7.3	11	0
C.Hall	1	1	9	9.0	9	0
S.Smith	1	1	0	0.0	0	0
D.Rodgers-Cromartie	0	0	-2	0	-2	0
Team	**18**	**13**	**123**	**6.8**	**51**	**0**
Opponents	**15**	**8**	**98**	**6.5**	**25**	**0**

Kickoff Returns	No.	Yds	Avg	Lg	TD
D.Lewis	21	470	22.4	33	0
D.Rodgers-Cromartie	2	52	26.0	29	0
R.Brown	1	25	25.0	25	0
R.Cooper	1	16	16.0	16	0
Team	**25**	**563**	**22.5**	**33**	**0**
Opponents	**35**	**728**	**20.8**	**47**	**0**

Punting	No	Yds	Avg	Net	TB	In	Lg	B
C.Henry	34	1434	42.2	36.9	4	10	60	0
Team	**34**	**1434**	**42.2**	**36.9**	**4**	**10**	**60**	**0**
Opps	**51**	**2240**	**43.9**	**39.5**	**5**	**14**	**68**	**0**

Passing	Att	Cmp	Yds	Cmp%	Yds/Att	TD	TD%	Int	Int%	Lg	Sk/Lost	Rat
M.Vick	300	181	2193	60.3%	7.3	11	3.7%	11	3.7%	61	15/74	79.8
V.Young	37	23	258	62.2%	7.0	2	5.4%	4	10.8%	32	1/3	61.4
M.Kafka	16	11	107	68.8%	6.7	0	0.0%	2	12.5%	43	1/6	47.7
C.Henry	1	0	0	0.0%	0.0	0	0.0%	0	0.0%	0	0/0	39.6
Team	**354**	**215**	**2558**	**60.7%**	**7.2**	**13**	**3.7%**	**17**	**4.8%**	**61**	**17/83**	**75.0**
Opponents	**325**	**185**	**2392**	**56.9%**	**7.4**	**18**	**5.5%**	**11**	**3.4%**	**74t**	**29/167**	**84.5**

Score By Periods	Q1	Q2	Q3	Q4	OT	Pts
Team	42	103	58	34	0	237
Opponents	42	50	40	81	0	213

Scoring	TD	Ru	Pa	Rt	PAT	FG	2Pt	Pts
A.Henery	0	0	0	0	27/27	16/19	0	75
L.McCoy	12	10	2	0	0/0	0/0	0	72
J.Maclin	4	0	4	0	0/0	0/0	0	24
B.Celek	2	0	2	0	0/0	0/0	0	12
D.Jackson	2	0	2	0	0/0	0/0	0	12
C.Harbor	1	0	1	0	0/0	0/0	0	6
R.Cooper	1	0	1	0	0/0	0/0	0	6
J.Parker	1	0	0	1	0/0	0/0	0	6
A.Samuel	1	0	0	1	0/0	0/0	0	6
R.Brown	1	1	0	0	0/0	0/0	0	6
S.Smith	1	0	1	0	0/0	0/0	0	6
B.Rolle	1	0	0	1	0/0	0/0	0	6
Team	**27**	**11**	**13**	**3**	**27/27**	**16/19**	**0**	**237**
Opponents	**26**	**7**	**18**	**1**	**25/25**	**10/15**	**1**	**213**

2-Pt. Conversions: Team 0/ 0, Opponents: 1/ 1

Field Goals	1-19	20-29	30-39	40-49	50+
A.Henery	0/ 0	7/ 7	8/ 10	1/ 1	0/ 1
Team	**0/ 0**	**7/ 7**	**8/ 10**	**1/ 1**	**0/ 1**
Opponents	**0/ 0**	**4/ 4**	**2/ 3**	**2/ 6**	**2/ 2**

Henery: (34G) (22G, 63N) (21G, 38G, 21G) (32G, 32G, 33G, 39N, 33N) (35G) (28G, 24G) (23G, 26G) (47G) (33G)
Opps: (49G, 47N, 23G) (None) (None) (44N, 37G, 45B) (25G) (50G, 26G) (None) (51G, 38G, 22G) (48G)

INTs	No.	Yds	Avg	Lg	TD
K.Coleman	3	25	8.3	24	0
N.Asomugha	3	10	3.3	6	0
A.Samuel	2	34	17.0	20t	1
J.Chaney	2	24	12.0	14	0
N.Allen	1	13	13.0	13	0
Team	**11**	**106**	**9.6**	**24**	**1**
Opponents	**17**	**160**	**9.4**	**36**	**1**

Sacks: J.Babin 10.0, C.Jenkins 5.5, T.Cole 5.0, D.Tapp 2.5, M.Patterson 1.5, J.Chaney 1.0, D.Landri 1.0, D.Rodgers-Cromartie 1.0, T.Laws 1.0, J.Parker 0.5 **Team: 29.0, Opponents: 17.0**

Fumbles Lost: M.Vick 3, R.Brown 1, J.Avant 1, D.Jackson 1, J.Maclin 1 **Total: 7**
Opponent Fumble Recoveries: J.Parker 1, C.Jenkins 1, M.Patterson 1, D.Landri 1, B.Rolle 1 **Total: 5**

2011 REGULAR SEASON DEFENSIVE STATISTICS

DEFENSIVE STATISTICS

	TACKLES			For	Quarterback					
PLAYER	Total	Solo	Asst	Loss	Sacks	Hur	INT	KD	FF	FR
Chaney, LB	76	60	16	3	1	0	2	9	0	0
Coleman, S	57	40	17	2	0	1	3	3	0	0
Jenkins, DT	42	25	17	5	5.5	15	0	0	0	1
Cole, DE	42	25	17	3	5	26	0	0	1	0
Patterson, DT	41	26	15	3	1.5	18	0	0	0	1
Babin, DE	40	24	16	2	10	36	0	0	2	0
Rolle, LB	38	28	10	2	0	2	0	3	1	1
Page, S	36	29	7	0	0	0	0	3	0	0
Allen, S	36	26	10	0	0	0	1	1	0	0
Samuel, CB	33	28	5	0	0	0	2	12	0	0
Asomugha, CB	30	20	10	3	0	0	3	6	0	0
Laws, DT	28	16	12	3	1	10	0	0	0	0
Fokou, LB	27	15	12	2	0	1	0	2	0	0
Rodgers-Cromartie, CB	25	18	7	1	1	0	0	5	0	0
Tapp, DE	25	15	10	4	2.5	14	0	0	1	0
Landri, DT	18	10	8	3	1	6	0	1	0	1
Matthews, LB	17	12	5	1	0	0	0	0	0	0
Hanson, CB	14	13	1	0	0	0	0	2	0	0
Jarrett, S	12	9	3	0	0	1	0	0	0	0
Dixon, DT	8	3	5	0	0	1	0	0	0	0
Jordan, LB	6	6	0	0	0	0	0	0	0	0
Parker, DE	4	3	1	0	0.5	7	0	1	0	1
Clayton, LB	4	2	2	0	0	0	0	0	0	0
Graham, DE	3	1	2	1	0	0	0	0	0	0
Hunt, DE	2	2	0	0	0	5	0	0	0	0
TOTALS	664	456	208	38	29	143	11	48	5	5

SACKS (29)

Babin	10	Chaney	1
Jenkins	5.5	Landri	1
Cole	5	Laws	1
Tapp	2.5	Rodgers-Cromartie	1
Patterson	1.5	Parker	0.5

INTS (11)

Asomugha	3	Samuel	2
Coleman	3	Allen	1
Chaney	2		

TOUCHDOWNS (3)

Parker, 56-yard fumble recovery at StL
Rolle, 22-yard fumble recovery vs. Chi
Samuel, 20-yard interception return vs. Ari

SINGLE-GAME BESTS

Tackles: 14 by Coleman vs. Chi
Tackles for Loss: 3 by Cole at Atl
Sacks: 3 by Babin vs. SF
Passes Defensed: 3 by Samuel vs. Chi and vs. Ari
Interceptions: 3 by Coleman at Was
Forced Fumbles: 1 by four players
Fumble Recoveries: 1 by five players
Special Teams Tackles: 4 by Jordan vs. Ari

SPECIAL TEAMS

PLAYER	Tkls	Blk	1st	FF	FR	PTS
Anderson	9	20	16	0	0	146
Schmitt	2	29	4	0	0	85
Jordan	9	19	4	0	0	83
Clayton	4	22	3	0	0	80
Henery	2	2	0	0	0	80
Cooper	5	19	5	0	0	78
Dorenbos	0	22	0	0	0	71
Hughes	4	23	6	0	0	63
Fokou	8	15	1	0	0	61
Henry	1	2	0	0	0	61
Avant	1	16	1	0	0	60
Dunlap	0	28	0	0	0	46
Herremans	0	40	0	0	0	46
Mathis	0	38	0	0	0	44
Coleman	5	6	3	0	0	43
Matthews	4	20	0	0	0	39
Allen	1	13	0	0	0	34
Laws	0	11	0	0	0	29
DeVan	0	22	0	0	0	28
Peters	0	20	0	0	0	28
Jackson	0	22	0	0	0	28
Hanson	2	16	0	0	0	27
Watkins	0	25	0	0	0	25
Jarrett	0	6	1	0	0	21
Rodgers-Cromartie	1	11	1	0	0	20
Celek	0	8	0	0	0	14
Page	1	2	0	0	0	12
Brown	0	5	1	0	0	12
Babin	0	0	0	0	0	11
Lewis	0	0	0	0	0	10
Hunt	0	1	0	0	0	8
Landri	0	5	0	0	0	8
Kelce	0	6	0	0	0	6
Cole	0	0	0	0	0	5
Tapp	0	1	0	0	0	5
Rolle	1	2	0	0	0	4
Justice	0	4	0	0	0	4
Marsh	0	3	0	0	0	4
Maclin	0	0	0	0	0	3
Parker	0	0	0	0	0	2
Chaney	0	0	0	0	0	2
Jackson	0	1	0	0	0	2
Harbor	2	2	1	0	0	1
TOTALS	62	507	47	0	0	1439

Special Teams Key: tkls (total tackles), **blk** (blocks), **1st** (first man downfield in coverage), **ff** (forced fumbles), **fr** (fumbles recovered), **pts** (production points as graded by coaching staff)

BLOCKED FIELD GOALS (1)

King Dunlap blocked a 45-yard attempt by David Akers vs. SF

GAME-BY-GAME TEAM STATS

OFFENSE		First Downs				3rd Down			4th Dn.		Time	Total Net Yds			Rushing			Passing								Punting			Penalty		Fumble		Red Zone			TDs		
		Total	Rush	Pass	Pen	Conv	Att	Pct	Conv	Att	Poss	Plays	Yards	Avg	Att	Yards	Avg	Net	Sacks	Yards	Gross	Att	Comp	Pct	INT	No	Avg	Net	No	Yards	No	Lost	No	TD	FG	Rush	Pass	Ret
9/11	at StL	27	12	11	4	8	13	.615	0	1	30:14	67	403	6.0	32	236	7.4	167	3	20	187	32	14	.438	0	3	36.3	36.3	8	91	1	1	4	2	1	1	2	1
9/18	at Atl	27	11	12	4	5	11	.455	0	1	30:03	67	447	6.7	30	133	4.4	314	0	0	314	37	26	.703	1	4	44.8	35.0	4	20	3	2	5	3	1	2	2	0
9/25	NYG	25	13	11	1	7	15	.467	1	2	36:51	72	376	5.2	40	177	4.4	199	2	12	211	30	20	.667	3	2	45.0	45.0	7	36	3	0	5	1	3	1	0	0
10/2	SF	23	5	18	0	5	13	.385	0	0	31:08	68	513	7.5	20	108	5.4	405	2	11	416	46	30	.652	1	2	43.5	46.5	5	55	2	2	7	2	3	0	2	0
10/9	at Buf	24	7	16	1	2	9	.222	1	1	26:22	60	489	8.2	20	174	8.7	315	0	0	315	40	26	.650	4	2	36.0	26.0	5	46	1	1	3	2	1	1	2	0
10/16	at Wash	22	11	9	2	6	16	.375	1	2	38:08	72	422	5.9	38	192	5.1	230	2	7	237	32	18	.563	2	3	43.7	35.7	8	60	0	0	5	2	2	1	1	0
10/30	DAL	31	15	15	1	7	12	.583	1	1	42:09	70	495	7.1	38	239	6.3	256	4	23	279	28	21	.750	0	2	46.0	28.5	6	33	2	0	6	4	2	2	2	0
11/7	CHI	20	7	12	1	8	14	.571	1	3	26:33	63	330	5.2	23	119	5.2	211	1	2	213	39	21	.538	1	2	35.5	26.0	6	44	1	1	2	1	0	2	0	1
11/13	ARZ	15	8	4	3	3	15	.200	0	1	28:18	60	289	4.8	24	166	6.9	123	2	5	128	34	16	.471	2	8	42.8	39.4	11	97	1	0	3	1	1	1	0	1
11/20	at NYG	17	5	12	0	9	17	.529	0	0	36:18	70	391	5.6	33	136	4.1	255	1	3	258	36	23	.639	3	6	43.5	40.2	5	30	0	0	5	2	1	0	2	0
11/27	NE	0	0	0	0	0	0	###	0	0	00:00	0	0	##	0	0	##	0	0	0	0	0	0	###	0	0	0.0	0.0	0	0	0	0	0	0	0	0	0	0
12/1	at Sea	0	0	0	0	0	0	###	0	0	00:00	0	0	##	0	0	##	0	0	0	0	0	0	###	0	0	0.0	0.0	0	0	0	0	0	0	0	0	0	0
12/11	at Mia	0	0	0	0	0	0	###	0	0	00:00	0	0	##	0	0	##	0	0	0	0	0	0	###	0	0	0.0	0.0	0	0	0	0	0	0	0	0	0	0
12/18	NYJ	0	0	0	0	0	0	###	0	0	00:00	0	0	##	0	0	##	0	0	0	0	0	0	###	0	0	0.0	0.0	0	0	0	0	0	0	0	0	0	0
12/24	at Dal	0	0	0	0	0	0	###	0	0	00:00	0	0	##	0	0	##	0	0	0	0	0	0	###	0	0	0.0	0.0	0	0	0	0	0	0	0	0	0	0
1/1	WASH	0	0	0	0	0	0	###	0	0	00:00	0	0	##	0	0	##	0	0	0	0	0	0	###	0	0	0.0	0.0	0	0	0	0	0	0	0	0	0	0
	Totals	231	94	120	17	60	135	.444	5	12	32:36	669	4,155	6.2	298	1,680	5.6	2,475	17	83	2,558	354	215	.607	17	34	42.2	36.9	65	512	14	7	45	20	15	11	13	3
													415.5			168.0					247.5																	

DEFENSE		First Downs				3rd Down			4th Dn.		Time	Total Net Yds			Rushing			Passing								Punting			Penalty		Fumble		Red Zone			TDs		
		Total	Rush	Pass	Pen	Conv	Att	Pct	Conv	Att	Poss	Plays	Yards	Avg	Att	Yards	Avg	Net	Sacks	Yards	Gross	Att	Comp	Pct	INT	No	Avg	Net	No	Yards	No	Lost	No	TD	FG	Rush	Pass	Ret
9/11	at StL	21	6	11	4	2	12	.167	2	3	29:46	66	335	5.1	26	154	5.9	181	5	28	209	35	18	.514	0	4	42.3	32.3	9	60	2	1	1	0	1	1	0	0
9/18	at Atl	20	5	14	1	6	13	.462	0	0	29:57	61	318	5.2	29	138	4.8	180	4	15	195	28	17	.607	2	7	35.6	34.7	7	57	0	0	5	5	0	1	4	0
9/25	NYG	14	7	6	1	5	12	.417	0	1	23:09	51	334	6.5	25	102	4.1	232	3	22	254	23	16	.696	0	4	41.0	37.8	4	21	0	0	1	1	0	0	4	0
10/2	SF	22	9	11	2	5	12	.417	0	0	28:52	61	442	7.2	25	164	6.6	278	3	13	291	33	21	.636	0	4	49.5	45.3	5	40	2	1	3	2	1	1	2	0
10/9	at Buf	21	9	10	2	6	14	.429	0	0	33:38	63	331	5.3	35	143	4.1	188	1	5	193	27	21	.778	1	5	50.2	36.8	4	40	0	0	4	3	1	2	1	1
10/16	at Wash	17	2	12	3	1	10	.100	1	1	21:52	53	287	5.4	14	42	3.0	245	2	15	260	37	17	.459	4	4	42.5	42.5	9	75	2	0	3	1	1	1	0	0
10/30	DAL	12	2	10	0	3	10	.300	1	2	17:51	49	267	5.4	10	85	8.5	182	4	21	203	35	18	.514	1	5	39.0	37.2	3	20	0	0	1	0	0	0	1	0
11/7	CHI	22	7	11	4	7	14	.500	0	0	33:27	66	372	5.6	34	164	4.8	208	0	0	208	32	18	.563	0	3	34.3	37.3	6	53	3	2	4	3	1	1	2	0
11/13	ARZ	23	6	15	2	6	16	.375	1	1	31:42	73	370	5.1	29	88	3.0	282	4	33	315	40	21	.525	2	6	46.3	43.5	7	66	0	0	4	3	0	0	3	0
11/20	at NYG	12	1	9	2	5	14	.357	0	0	23:42	55	278	5.1	17	29	1.7	249	3	15	264	35	18	.514	1	9	51.4	44.4	5	39	1	1	0	0	0	0	1	0
11/27	NE	0	0	0	0	0	0	###	0	0	00:00	0	0	##	0	0	##	0	0	0	0	0	0	###	0	0	0.0	0.0	0	0	0	0	0	0	0	0	0	0
12/1	at Sea	0	0	0	0	0	0	###	0	0	00:00	0	0	##	0	0	##	0	0	0	0	0	0	###	0	0	0.0	0.0	0	0	0	0	0	0	0	0	0	0
12/11	at Mia	0	0	0	0	0	0	###	0	0	00:00	0	0	##	0	0	##	0	0	0	0	0	0	###	0	0	0.0	0.0	0	0	0	0	0	0	0	0	0	0
12/18	NYJ	0	0	0	0	0	0	###	0	0	00:00	0	0	##	0	0	##	0	0	0	0	0	0	###	0	0	0.0	0.0	0	0	0	0	0	0	0	0	0	0
12/24	at Dal	0	0	0	0	0	0	###	0	0	00:00	0	0	##	0	0	##	0	0	0	0	0	0	###	0	0	0.0	0.0	0	0	0	0	0	0	0	0	0	0
1/1	WASH	0	0	0	0	0	0	###	0	0	00:00	0	0	##	0	0	##	0	0	0	0	0	0	###	0	0	0.0	0.0	0	0	0	0	0	0	0	0	0	0
	Totals	184	54	109	21	46	127	.362	5	8	27:24	598	3,334	5.6	244	1,109	4.5	2,225	29	167	2,392	325	185	.569	11	51	43.9	39.5	59	471	10	5	26	18	5	7	18	1
													333.4			110.9					222.5																	

NEST OF STATS

FIRST DOWN TENDENCIES

	Rushing			Passing			Overall			Times Gained					
Team	Plays	Yards	Avg.	Plays	Yards	Avg.	Plays	Yards	Avg.	<4	4-10	11-20	21-30	31-40	41+
EAGLES	150	813	5.42	160	1113	6.96	310	1926	6.21	153	84	54	12	3	4
Opponents	134	616	4.60	132	839	6.36	266	1455	5.47	149	67	35	7	5	3

AVERAGE STARTING FIELD POSITION

	Phila.	Opp.
Drives Started	115	117
Average Field Position	28.4	26.5
Drives Started in Plus Territory	13	11
Drives Started Inside/at Own 20	23/26	33/24

GOAL-TO-GO SITUATIONS

Team	Total	TD	FG	MFG	Dwn	Fbl	INT	Clk	TD%	Scor%
PHILADELPHIA	25	15	7	0	0	2	0	1	60.0	88.0
Opponents	14	11	2	0	1	0	0	0	78.6	92.3

PENALTY BREAKDOWN

	Phila.	Opp.
Total Penalties (Yards Lost)	65 (512)	59 (471)
Offensive Penalties (Yards Lost)	32 (217)	25 (195)
Defensive Penalties (Yards Lost)	28 (252)	23 (183)
Special Teams Penalties (Yards Lost)	5 (43)	11 (93)
1st Downs Given Up by Penalty	21	17

TIME SPENT IN THE LEAD

	Phila.	Opp.	Tied
Through 10 games (600:00 minutes)	304:51	162:37	132:32
Percentage of time in the lead	50.8	27.1	22.1

REPLAY CHALLENGES

	Total	
	Chlg	Ovtn
By Eagles	8	7
By Opponent	4	3

TOP 10 FIRST DOWNS EARNED

Player	Rush	Pass	Rec.	Total
Michael Vick	26	105	-	131
LeSean McCoy	60	-	12	72
Jeremy Maclin	-	-	28	28
DeSean Jackson	1	-	25	26
Jason Avant	-	-	19	19
Brent Celek	-	-	19	19
Vince Young	1	12	-	13
Clay Harbor	-	-	6	6
Ronnie Brown	5	-	-	5
Steve Smith	-	-	5	5

YARDS GAINED ANALYSIS

		EAGLES	OPPS.
1st Down	Attempts	310	266
	Yards	1926	1455
	Average	6.21	5.47
2nd Down	Attempts	212	197
	Yards	1347	989
	Average	6.35	5.02
3rd Down	Attempts	135	127
	Yards	825	829
	Average	6.11	6.53
4th Down	Attempts	12	8
	Yards	57	61
	Average	4.75	7.63
Season	Attempts	669	598
	Yards	4155	3334
	Average	6.21	5.58
By Half	1st Half Yards	2134	1381
	2nd Half Yards	2021	1953
Negative Plays	Rush/Pass	37/8	38/6
	Negative Yards	105	81
	Sacks Allowed	17	29
	Negative Yards	83	167
Big Plays	20+runs	16	9
	20+ passes	34	32

2011 LONGEST DRIVES

	EAGLES	OPPS.
Most Plays:	18	12
	at NYG, 11/20	3x - vs. Chi., 11/7
	18-80-8:51	12-79-5:42
	TD	TD
Most Yards:	90	89
	vs. Dal., 10/30	vs. Ari., 11/13
	7-90-4:31	8-89-4:00
	TD	TD
Most Time:	8:52	6:14
	vs. NYG, 9/25	at Atl., 9/18
	14-88-8:52	12-80-6:14
	FG	TD

2011 LONGEST TD DRIVES

	EAGLES	OPPS.
Most Plays:	18	12
	at NYG, 11/20	vs. Chi., 11/7
	18-80-8:51	12-79-5:42
Most Yards:	90	89
	vs. Dal., 10/30	vs. Ari., 11/13
	7-90-4:31	8-89-4:00
Most Time:	8:51	6:14
	at NYG, 11/20	at Atl., 9/18
	18-80-8:51	12-80-6:14

2011 3rd DOWN EFFICIENCY

EAGLES THIRD-AND...

Date	Opp	1	2	3	4	5	6	7	8	9	10	10+	Totals
9/11	at StL.	2-2	0-0	0-0	0-0	0-0	1-1	1-2	0-2	0-0	3-3	1-3	8-13
9/18	at Atl.	1-3	0-0	2-3	0-0	0-0	1-1	0-1	1-3	0-0	0-0	0-0	5-11
9/25	NYG	3-4	3-3	0-1	0-0	0-0	1-3	0-0	0-1	0-1	0-0	0-2	7-15
10/2	SF	0-1	0-1	0-2	0-0	2-2	0-1	0-0	0-0	1-2	0-0	2-4	5-13
10/9	at Buf.	0-0	0-0	0-1	0-1	0-0	0-1	1-1	0-0	0-0	0-1	1-4	2-9
10/16	at Was.	2-3	2-3	0-0	0-0	0-2	0-0	1-2	0-0	0-0	1-2	0-4	6-16
10/30	Dal.	2-3	0-0	0-0	0-1	1-1	0-0	0-0	2-4	1-1	0-0	1-2	7-12
11/7	Chi.	1-1	2-3	1-1	1-3	1-1	1-2	0-1	0-0	1-1	0-1	0-0	8-14
11/13	Arz.	3-3	0-0	0-1	0-1	0-1	0-1	0-0	0-1	0-1	0-2	0-4	3-15
11/20	at NYG	1-2	0-0	2-3	1-1	0-1	0-1	1-1	1-1	0-2	3-3	0-2	9-17
11/27	NE												
12/1	at Sea.												
12/11	at Mia.												
12/18	NYJ												
12/24	at Dal.												
1/1	Was.												
Regular Season Totals:		**15-22**	**7-10**	**5-12**	**2-7**	**4-8**	**4-11**	**4-8**	**4-12**	**3-8**	**7-12**	**5-25**	**60-135**
		68.2	**70.0**	**41.7**	**28.6**	**50.0**	**36.4**	**50.0**	**33.3**	**37.5**	**58.3**	**20.0**	**44.4**

OPPONENTS THIRD-AND...

Date	Opp	1	2	3	4	5	6	7	8	9	10	10+	Totals
9/11	at StL.	0-0	0-0	1-2	0-1	0-0	0-2	0-1	0-1	0-0	1-2	0-3	2-12
9/18	at Atl.	0-0	2-2	1-2	1-1	0-1	0-0	0-0	0-0	0-1	0-0	2-6	6-13
9/25	NYG	1-1	2-2	0-0	0-0	1-2	0-0	0-0	0-0	0-2	0-2	1-3	5-12
10/2	SF	2-2	0-0	1-1	0-0	0-0	0-3	1-1	1-2	0-0	0-2	0-1	5-12
10/9	at Buf.	0-0	0-0	0-1	2-3	3-3	0-1	1-2	0-1	0-1	0-0	0-2	6-14
10/16	at Was.	0-0	0-1	0-2	0-0	0-0	0-0	0-1	0-0	0-2	0-0	1-4	1-10
10/30	Dal.	1-1	1-2	0-0	0-0	0-1	1-1	0-0	0-0	0-1	0-1	0-3	3-10
11/7	Chi.	1-2	1-2	0-0	0-1	0-1	1-1	2-2	1-1	0-0	0-2	1-2	7-14
11/13	Arz.	2-2	0-2	0-0	0-0	2-2	0-1	0-1	1-1	0-1	1-1	0-5	6-16
11/20	at NYG	0-1	0-0	2-2	0-0	0-0	2-2	0-1	1-2	0-0	0-1	0-5	5-14
11/27	NE												
12/1	at Sea.												
12/11	at Mia.												
12/18	NYJ												
12/24	at Dal.												
1/1	Was.												
Regular Season Totals:		**7-9**	**6-11**	**5-10**	**3-6**	**6-10**	**4-11**	**4-9**	**4-8**	**0-8**	**2-11**	**5-34**	**46-127**
		77.8	**54.5**	**50.0**	**50.0**	**60.0**	**36.4**	**44.4**	**50.0**	**0.0**	**18.2**	**14.7**	**36.2**

2011 TURNOVER BREAKDOWN

TAKEAWAYS

Date	Opponent	Turnover	Starting L.O.S.	Point of Turnover	Resulting L.O.S.	Qtr.	Result (pts)
9/11	at StL.	J.Parker FR (D.Tapp FF)	PHI29	PHI44	Endzone	1	Touchdown (7)
9/18	at Atl.	N.Asomugha INT (Matt Ryan)	50	PHI40	PHI46	2	Missed Field Goal (0)
		A.Samuel INT (Matt Ryan)	ATL15	ATL36	ATL22	3	Touchdown (7)
9/25	NYG	NONE					
10/2	SF	C.Jenkins FR (J.Babin FF)	SF28	SF22	SF23	2	Touchdown (7)
10/9	at Buf.	J.Chaney INT (Ryan Fitzpatrick)	PHI49	PHI42	BUF48	2	End of half (0)
10/16	at Was.	K.Coleman INT (Rex Grossman)	PHI38	PHI4	PHI3	1	Touchdown (7)
		N.Allen INT (Rex Grossman)	WAS15	PHI40	WAS47	2	Field Goal (0)
		K.Coleman INT (Rex Grossman)*	PHI20	PHI5	PHI29	3	Downs (0)
		K.Coleman INT (Rex Grossman)	WAS39	PHI30	PHI31	3	Punt (0)
10/30	Dal.	N.Asomugha INT (Tony Romo)	DAL41	PHI33	PHI33	1	Touchdown (7)
11/7	Chi.	B.Rolle FR (B.Rolle FF)	CHI20	CHI22	Endzone	2	Touchdown (7)
		M.Patterson FR (T.Cole FF)	CHI34	CHI41	CHI41	3	Touchdown (7)
11/13	Arz.	A.Samuel INT (J.Skelton)	ARZ12	ARZ20	Endzone	2	Touchdown (7)
		N.Asomugha INT (J.Skelton)	ARZ16	ARZ30	ARZ26	4	Field Goal (3)
11/20	at NYG	J.Chaney INT (E.Manning)	PHI47	PHI42	NYG44	1	Punt (0)
		D.Landri FR (J.Babin FF)	PHI21	PHI26	PHI31	4	End of game (0)
11/27	NE						
12/1	at Sea.						
12/11	at Mia.						
12/18	NYJ						
12/24	at Dal.						
1/1	Was.						

Regular Season Totals: 16 Takeaways resulted in 59 points

L.O.S. - Line of scrimmage
* - Red zone play
ST - Special teams play
(TB) - Touch back

2011 TURNOVER BREAKDOWN

GIVEAWAYS

Date	Opponent	Turnover	Starting L.O.S.	Point of Turnover	Resulting L.O.S.	Qtr.	Result (pts)
9/11	at StL.	M.Vick FUMBLE*	SL12	SL19	SL21	2	Punt (0)
9/18	at Atl.	M.Vick FUMBLE*	ATL4	ATL12	PHI24	2	Touchdown (7)
		M.Vick FUMBLE	PHI47	PHI49	50	2	Interception (0)
		M.Vick INT (K.Hayden)	PHI40	ATL49	PHI49	3	Touchdown (7)
9/25	NYG	M.Vick INT (A.Ross)*	NYG19	NYG8	NYG27	1	Touchdown (7)
		M.Kafka INT (A.Ross)	PHI20	NYG44	NYG44	4	Touchdown (7)
		M.Kafka INT (K.Phillips)	PHI49	NYG10	NYG23	4	End of game (0)
10/2	SF	M.Vick INT (C.Rogers)	PHI48	SF14	SF41	1	Punt (0)
		R.Brown FUMBLE*	SF1	SF4	SF4	2	Punt (0)
		J.Maclin FUMBLE	SF49	SF32	SF31	4	End of game (0)
10/9	at Buf.	M.Vick INT (R.Corner)	BUF31	BUF42	BUF46	1	Touchdown (7)
		M.Vick INT (G.Wilson)	PHI48	BUF47	BUF48	1	Punt (0)
		M.Vick INT (N.Barnett)	PHI22	PHI31	Endzone	2	Touchdown (7)
		J.Avant FUMBLE	PHI2	PHI37	PHI37	3	Field Goal (3)
		M.Vick INT (N.Barnett)	BUF25	BUF26	BUF42	4	End of game (0)
10/16	at Was.	M.Vick INT (O.Atogwe)*	WAS16	WAS1	WAS1	3	Punt (0)
		V.Young INT (D.Hall)	PHI8	PHI23	PHI18	3	Interception (0)
10/30	Dal.	NONE					
11/7	Chi.	M.Vick INT (M.Wright)*	CHI19	CHI12	CHI48	2	Field Goal (3)
		D.Jackson FUMBLE (ST)	PHI20	PHI11	PHI9	2	Touchdown (7)
11/13	Arz.	M.Vick INT (C.Campbell)*	ARZ18	ARZ17	ARZ17	3	Punt (0)
		M.Vick INT (A.Jefferson)	PHI32	ARZ16	ARZ16	4	End of game (0)
11/20	at NYG	V.Young INT (P.Amukamara)	PHI11	NYG37	NYG37	1	Interception (0)
		V.Young INT (K.Phillips)	PHI25	50	PHI44	2	Punt (0)
		V.Young INT (A.Ross)*	NYG16	Endzone	NYG20 (TB)	3	Punt (0)
11/27	NE						
12/1	at Sea.						
12/11	at Mia.						
12/18	NYJ						
12/24	at Dal.						
1/1	Was.						

Regular Season Totals: 24 Giveaways resulted in 55 points

L.O.S. - Line of scrimmage
* - Red zone play
ST - Special teams play
(TB) - Touch back

2011 DRIVE ENGINEERING

EAGLES GAME-BY-GAME DRIVES

			Drives Ended By									Points	Pts./	
DATE	QB	Drives	TD	FG	MFG	Punt	Down	INT	Fum	Sfty	Clock	Yielded	Drive	Drive Efficiency
9/11 at StL.	M.Vick	10	3	1	0	3	1	0	1	0	1	24	2.40	40.0
9/18 at Atl.	M.Vick	12	4	1	1	3	0	1	2	0	0	31	2.58	41.7
	M.Kafka	3	0	0	0	1	1	0	0	0	1	0	0.00	0.0
9/25 vs. NYG	M.Vick	8	1	3	0	2	1	1	0	0	0	16	2.00	50.0
	M.Kafka	2	0	0	0	0	0	2	0	0	0	0	0.00	0.0
10/2 vs. SF	M.Vick	12	2	3	2	2	0	1	2	0	0	23	1.92	41.7
10/9 at Buf.	M.Vick	12	3	1	0	2	0	4	1	0	1	24	2.00	33.3
10/16 at Was.	M.Vick	11	2	2	0	3	1	1	0	0	2	20	1.82	36.4
	V.Young	1	0	0	0	0	0	1	0	0	0	0	0.00	0.0
10/30 vs. Dal.	M.Vick	8	4	2	0	2	0	0	0	0	0	34	4.25	75.0
11/7 vs. Chi.	M.Vick	10	2	1	0	2	2	1	0	0	2	17	1.70	30.0
11/13 vs. Arz.	M.Vick	13	1	1	0	8	1	2	0	0	0	10	0.77	15.4
11/20 at NYG	V.Young	13	2	1	0	6	0	3	0	0	1	17	1.31	23.1
11/27 vs. NE														
12/1 at Sea.														
12/11 at Mia.														
12/18 vs. NYJ														
12/24 at Dal.														
1/1 vs. Was.														
TOTALS:	**M.Vick**	**96**	**22**	**15**	**3**	**27**	**6**	**11**	**6**	**0**	**6**	**199**	**2.07**	**38.5**
	V.Young	**14**	**2**	**1**	**0**	**6**	**0**	**4**	**0**	**0**	**1**	**17**	**1.21**	**21.4**
	M.Kafka	**5**	**0**	**0**	**0**	**1**	**1**	**2**	**0**	**0**	**1**	**0**	**0.00**	**0.0**
	TEAM	**115**	**24**	**16**	**3**	**34**	**7**	**17**	**6**	**0**	**8**	**216**	**1.88**	**37.4**

2011 DRIVE ENGINEERING

OPPONENTS GAME-BY-GAME DRIVES

			Drives Ended By									Points	Pts./	
DATE	QB	Drives	TD	FG	MFG	Punt	Down	INT	Fum	Sfty	Clock	Yielded	Drive	Drive Efficiency
9/11 at StL.	S.Bradford	9	1	2	1	3	1	0	1	0	0	13	1.44	33.3
	A.Feeley	1	0	0	0	1	0	0	0	0	0	0	0.00	0.0
9/18 at Atl.	M.Ryan	14	5	0	0	7	0	2	0	0	0	35	2.50	35.7
9/25 vs. NYG	E.Manning	10	4	0	0	4	1	0	0	0	1	29	2.90	40.0
10/2 vs. SF	A.Smith	13	3	1	2	4	0	0	1	0	2	24	1.85	30.8
10/9 at Buf.	R.Fitzpatrick	11	3	1	0	5	0	1	0	0	1	24	2.18	36.4
10/16 at Was.	R.Grossman	9	0	2	0	3	0	4	0	0	0	6	0.67	22.2
	J.Beck	2	1	0	0	1	0	0	0	0	0	7	3.50	50.0
10/30 vs. Dal.	T.Romo	9	1	0	0	5	1	1	0	0	1	7	0.78	11.1
11/7 vs. Chi.	J.Cutler	11	3	3	0	3	0	0	2	0	0	30	2.73	54.5
11/13 vs. Arz.	J.Skelton	15	3	0	2	6	0	2	0	0	2	21	1.40	20.0
11/20 at NYG	E.Manning	13	1	1	0	9	0	1	1	0	0	10	0.77	15.4
11/27 vs. NE														
12/1 at Sea.														
12/11 at Mia.														
12/18 vs. NYJ														
12/24 at Dal.														
1/1 vs. Was.														
TOTALS:	**TEAM**	**117**	**25**	**10**	**5**	**51**	**3**	**11**	**5**	**0**	**7**	**206**	**1.76**	**29.9**

2011 PLAYS FROM SCRIMMAGE OF 20+ YARDS

EAGLES at Rams - 9/11/11

EAGLES: 4 pass, 1 rush

Run	Pass	Description
49t		LeSean McCoy run
	41	Michael Vick to DeSean Jackson
	26	Michael Vick to DeSean Jackson
	20	Michael Vick to Jason Avant
	20	Michael Vick to Jeremy Maclin

RAMS: 2 pass, 1 rush

Run	Pass	Description
47t		Steven Jackson run
	31	Sam Bradford to Brandon Gibson
	21	A.J.Feeley to Greg Salas

EAGLES at Falcons - 9/18/11

EAGLES: 6 pass, 1 rush

Run	Pass	Description
	43	Mike Kafka to Jeremy Maclin
	36t	Michael Vick to Jeremy Maclin
	29	Michael Vick to Jason Avant
	24	Michael Vick to Brent Celek
23		LeSean McCoy run
	20	Michael Vick to Jeremy Maclin
	20	Michael Vick to Steve Smith

FALCONS:1 pass, 1 rush

Run	Pass	Description
61		Michael Turner run
	32	Matt Ryan to Michael Turner

EAGLES vs. Giants - 9/25/11

EAGLES: 2 pass, 1 rush

Run	Pass	Description
	24	Michael Vick to Jeremy Maclin
	23	Michael Vick to Jeremy Maclin
21		LeSean McCoy run

GIANTS: 4 pass, 1 rush

Run	Pass	Description
	74t	Eli Manning to Victor Cruz
	40t	Eli Manning to Brandon Jacobs
37		Ahmad Bradshaw run
	28t	Eli Manning to Victor Cruz
	26	Eli Manning to Ahmad Bradshaw

EAGLES vs. 49ers - 10/2/11

EAGLES: 5 pass, 1 rush

Run	Pass	Description
	61	Michael Vick to DeSean Jackson
	45	Michael Vick to DeSean Jackson
	29	Michael Vick to DeSean Jackson
	27	Michael Vick to Clay Harbor
24		Michael Vick run
	20	Michael Vick to Jason Avant

49ERS: 5 pass, 2 rush

Run	Pass	Description
	44	Alex Smith to Kendall Hunter
40		Frank Gore run
	38	Alex Smith to Michael Crabtree
	30t	Alex Smith to Josh Morgan
	26	Alex Smith to Josh Morgan
	26	Alex Smith to Vernon Davis
25		Frank Gore run

EAGLES at Bills - 10/9/11

EAGLES: 3 pass, 3 rush

Run	Pass	Description
52		Michael Vick run
32		LeSean McCoy run
	31t	Michael Vick to DeSean Jackson
	26	Michael Vick to DeSean Jackson
22		Michael Vick run
	21	Michal Vick to Jason Avant

BILLS: 3 pass, 1 rush

Run	Pass	Description
	49	Ryan Fitzpatrick to Fred Jackson
22		Fred Jackson run
	20	Ryan Fitzpatrick to Fred Jackson
	20	Ryan Fitzpatrick to Naaman Roosevelt

EAGLES at Redskins - 10/16/11

EAGLES: 4 pass, 3 rush

Run	Pass	Description
	59	Michael Vick to Jeremy Maclin
31		Michael Vick run
	26	Michael Vick to Jeremy Maclin
25		Michael Vick run
	23	Michael Vick to DeSean Jackson
21		LeSean McCoy run
	21	Michael Vick to Brent Celek

REDSKINS: 4 pass, 0 rush

Run	Pass	Description
	45	Rex Grossman to Jabar Gaffney
	32	John Beck to Terrence Austin
	31	Rex Grossman to Fred Davis
	23	John Beck to Santana Moss

2011 PLAYS FROM SCRIMMAGE OF 20+ YARDS

EAGLES vs. Cowboys - 10/30/11

EAGLES: 4 pass, 3 rush

Run	Pass	Description
34		LeSean McCoy run
	24	Michael Vick to Jeremy Maclin
	24	Michael Vick to Jason Avant
	22	Michael Vick to Brent Celek
22		LeSean McCoy run
21		LeSean McCoy run
	20	Michael Vick to Jason Avant

COWBOYS: 1 pass, 2 rush

Run	Pass	Description
	70t	Tony Romo to Laurent Robinson
26		DeMarco Murray run
20		DeMarco Murray run

EAGLES vs. Bears - 11/7/11

EAGLES: 2 pass, 1 rush

Run	Pass	Description
33t		LeSean McCoy run
	31	Michael Vick to Jeremy Maclin
	21	Michael Vick to Brent Celek

BEARS: 3 pass, 1 rush

Run	Pass	Description
	28	Jay Cutler to Earl Bennett
	26	Jay Cutler to Earl Bennett
25		Matt Forte run
	22	Jay Cutler to Earl Bennett

EAGLES vs. Cardinals - 11/13/11

EAGLES: 1 pass, 1 rush

Run	Pass	Description
29		LeSean McCoy run
	20	Michael Vick to Brent Celek

CARDINALS: 5 pass, 0 rush

Run	Pass	Description
	42	John Skelton to Larry Fitzgerald
	37	John Skelton to Larry Fitzgerald
	30	John Skelton to LaRod Stephens-Howling
	29	John Skelton to Larry Fitzgerald
	20	John Skelton to Andre Roberts

EAGLES at Giants - 11/20/11

EAGLES: 3 pass, 1 rush

Run	Pass	Description
60		LeSean McCoy run
	32	Vince Young to DeSean Jackson
	29	Vince Young to DeSean Jackson
	23	Vince Young to Riley Cooper

GIANTS: 4 pass, 0 rush

Run	Pass	Description
	47	Eli Manning to Hakeem Nicks
	47	Eli Manning to Victor Cruz
	24t	Eli Manning to Victor Cruz
	21	Eli Manning to Victor Cruz

THE LAST TIME
TEAM STATS

Won in Overtime

By Eagles:	10/24/04	Eagles win at Cleveland, 34-31
By Opponent:	9/17/06	Giants win at Philadelphia, 30-24

Won by Scoring in the Last Two Minutes of Regulation

By Eagles:	12/19/10	Eagles win at NY Giants, 38-31 (last score at 0:00)
By Opponent:	11/13/11	Eagles loss vs. Arizona, 17-21 (last score at 1:53)

Tied Game by Scoring in the Last Two Minutes of Regulation

By Eagles:	12/19/10	Eagles win at NY Giants, 38-31 (tied game at 1:45)
By Opponent:	10/15/06	Giants win at Philadelphia, 30-24 ot (tied game at 0:10)

Won on National Television

By Eagles:	11/20/11	Eagles win at NY Giants, 17-10
By Opponent:	11/7/11	Eagles loss vs. Chicago, 24-30

Won in Prime Time

By Eagles:	11/20/11	Eagles win at NY Giants, 17-10
By Opponent:	11/7/11	Eagles loss vs. Chicago, 24-30

Shutout

By Eagles:	12/1/96	Win vs. Giants at Philadephia, 24-0
By Opponent:	1/3/10	Eagles loss at Dallas, 24-0

Won by 20-or-more Points

By Eagles:	10/30/11	Eagles win vs. Dallas, 34-7
By Opponent:	1/3/10	Eagles loss at Dallas, 24-0
	1/9/10	Eagles loss at Dallas, 14-34 (NFC-W)

Won After Trailing by 20-or-More Points

By Eagles:	12/19/10	Eagles win at NY Giants, 38-31 (Giants ahead 31-10 in 4th quarter)
By Opponent:	10/2/11	Eagles loss vs. San Francisco, 23-24 (Eagles ahead 23-3 in 3rd quarter)

Held a 28-or-More Point Lead

By Eagles:	10/30/11	Eagles win vs. Dallas, 34-7 (34 when winning 34-0)
By Opponent:	9/20/09	Saints win at Philadelphia, 48-22 (28 when winning 48-20)

Held a 21-or-More Point Lead

By Eagles:	10/30/11	Eagles win vs. Dallas, 34-7 (34 when winning 34-0)
By Opponent:	10/9/11	Eagles loss at Buffalo, 24-31 (21 when winning 28-7)

Held a 14-or-More Point Lead

By Eagles:	10/30/11	Eagles win vs. Dallas, 34-7 (34 when winning 34-0)
By Opponent:	10/9/11	Eagles loss at Buffalo, 24-31 (21 when winning 28-7)

THE LAST TIME
TEAM STATS

Scored 20-or-More Points in a Quarter

By Eagles:	9/18/11	Eagles loss at Atlanta, 31-35 (21 points, 3rd Q)
By Opponent:	10/24/10	Eagles loss at Tennessee, 19-37 (27 points, 4th Q)

Scored 20-or-More Points in a Half

By Eagles:	10/30/11	Eagles win vs. Dallas, 34-7 (24 points, 1st half)
By Opponent:	10/9/11	Eagles loss at Buffalo, 24-31 (21 points, 1st half)

Held Opponent without a Touchdown

By Eagles:	9/26/10	Eagles win at Jacksonville, 28-3 (1 FG)
By Opponent:	1/3/10	Eagles loss at Dallas, 24-0

Touchdowns Scored by Offense and Defense

By Eagles:	11/13/11	Eagles loss vs. Arizona, 17-21 (1 offense, 1 defense)
By Opponent:	10/9/11	Eagles loss at Buffalo, 24-31 (3 offense, 1 defense)

Touchdowns Scored by Offense, Defense and Special Teams

By Eagles:	12/13/09	Eagles win at NY Giants, 45-38 (4 offense, 1 defense, 1 special teams)
By Opponent:	11/19/06	Titans win at Philadelphia, 31-13 (2 offense, 1 defense, 1 special teams)

Touchdown Scored on First Drive

By Eagles:	10/30/11	Eagles win vs. Dallas, 34-7
By Opponent:	11/7/11	Eagles loss vs. Chicago, 24-30

Safety Scored

By Eagles:	10/11/09	Carnell Williams tackled in end zone by Darren Howard
By Opponent:	11/23/08	Sav Rocca punt blocked by Jameel McClain out of bounds in end zone
	1/11/09	Intentional grounding penalty enforced on QB Donovan McNabb in end zone (NFC-D)

Successful Two Point Conversion

By Eagles:	11/21/10	Jason Avant pass from Michael Vick vs. NY Giants
By Opponent:	9/25/11	Brandon Jacobs run vs. NY Giants

Failed Two Point Conversion Attempt

By Eagles:	10/3/10	Pass failed from Kevin Kolb to Jason Avant
	1/9/11	Pass failed from Michael Vick to LeSean McCoy (NFC-W)
By Opponent:	11/27/08	Pass failed from Kurt Warner to Larry Fitzgerald

THE LAST TIME
TEAM STATS

Fumble Recovered for Touchdown

By Eagles:	11/7/11	Brian Rolle recovered a Matt Forte fumble and returned it 22 yards vs. Chicago
By Opponent:	1/2/11	DeMarcus Ware recovered a Kevin Kolb fumble and returned it 17 yards vs. Dallas

Touchdown off of Fake Field Goal

By Eagles:	12/24/1989	Cris Carter 22-yard pass from Roger Ruzek vs. Phoenix
By Opponent:	12/20/1998	Holder Eric Bjornson 7-yard run at Dallas

Touchdown off of Fake Punt

By Eagles:	9/29/02	Brian Dawkins 57 yard pass from Brian Mitchell vs. Houston
By Opponent:	(could not find an instance when it occurred)	

No Turnovers

By Eagles:	10/30/11	Eagles win vs. Dallas, 34-7
By Opponent:	9/25/11	Eagles loss vs. NY Giants, 16-29

Touchdown Drive of 10-or-More Plays

By Eagles:	11/20/11	Eagles win at NY Giants, 17-10 (18 plays; Riley Cooper 8-yd. pass from Vince Young)
By Opponent:	11/13/11	Eagles loss vs. Arizona, 17-21 (10 plays; Larry Fitzgerald 10-yd. pass from John Skelton)
		(11 plays; Early Doucet 5-yd. pass from John Skelton)

Touchdown Drive of 80-or-More Yards

By Eagles:	11/20/11	Eagles win at NY Giants, 17-10 (80 yards; Riley Cooper 8-yd. pass from Vince Young)
By Opponent:	11/13/11	Eagles loss vs. Arizona, 17-21 (84 yards; Larry Fitzgerald 10-yd. pass from John Skelton)
		(89 yards; Larry Fitzgerald 7-yd. pass from John Skelton)
		(87 yards; Early Doucet 5-yd. pass from John Skelton)

Touchdown Drive of Five-or-More Minutes

By Eagles:	11/20/11	Eagles win at NY Giants, 17-10 (8:51; Riley Cooper 8-yd. pass from Vince Young)
By Opponent:	11/7/11	Eagles loss vs. Chicago, 24-30 (5:42; Matt Spaeth 5-yd. pass from Jay Cutler)

THE LAST TIME
OFFENSIVE STATS

500-or-More Total Net Yards of Offense

By Eagles:	10/2/11	Eagles loss vs. San Francisco, 23-24 (513; 108 rushing, 405 passing)
By Opponent:	12/13/09	Eagles win at NY Giants, 45-38 (512; 133 rushing, 379 passing)

400-or-More Total Net Yards of Offense

By Eagles:	10/30/11	Eagles win vs. Dallas, 34-7 (495; 239 rushing, 256 passing)
By Opponent:	10/2/11	Eagles loss vs. San Francisco, 23-24 (442; 164 rushing, 278 passing)

300-or More Net Yards Rushing by Team

By Eagles:	9/3/00	Eagles win at Dallas, 41-14 (306)
By Opponent:	9/25/60	Browns win at Philadephia, 41-24 (329)

200-or-More Net Yards Rushing by Team

By Eagles:	10/30/11	Eagles win vs. Dallas, 34-7 (239)
By Opponent:	11/9/08	Eagles loss vs. New York Giants, 31-36 (219)

Individual 200-Yard Rushing Game

By Eagles:	9/3/00	Duce Staley (26-201-1TD) at Dallas
By Opponent:	12/28/02	Tiki Barber (32-203-0TDs) at New York

Individual 150-Yard Rushing Game

By Eagles:	10/30/11	LeSean McCoy (30-185-2TDs) vs. Dallas
By Opponent:	12/10/06	Ladell Betts (33-171-0TDs) at Washington

Individual 100-Yard Rushing Game

By Eagles:	11/20/11	LeSean McCoy (23-113-0TDs) at NY Giants
By Opponent:	11/7/11	Matt Forte (24-133-0TDs) vs. Chicago

Two 100-Yard Rushers in the Same Game

By Eagles:	10/28/02	Duce Staley (24-126-0TDs) & Donovan McNabb (8-107-1TD) vs. NY Giants
By Opponent:	10/30/05	Mike Anderson (21-126-1TD) and Tatum Bell (14-107-2TDs) at Denver

Consecutive 100-Yard Rushing Games

By Eagles:	10/16/11-10/30/11	LeSean McCoy (28-126-1TD) at Washington and (30-185-2TDs) vs. Dallas
By Opponent:	10/2/11-10/9/11	Frank Gore (15-127-1TD) vs. San Francisco; Fred Jackson (26-111-1TD) at Buffalo

Combined 200-Yard Rushing by Two Players

By Eagles:	10/30/11	235 by LeSean McCoy (30-185-2TDs) & Michael Vick (7-50-0TDs) vs. Dallas
By Opponent:	12/10/06	209 by Ladell Betts (33-171-0TDs) & Jason campbell (4-38-0TDs) at Washington

Individual with 30-or-More Carries

By Eagles:	10/30/11	LeSean McCoy (30-185-2TDs) vs. Dallas
By Opponent:	11/11/07	Clinton Portis (30-137-0TDs) at Washington

Individual with 25-or-More Carries

By Eagles:	10/30/11	LeSean McCoy (30-185-2TDs) vs. Dallas
By Opponent:	10/9/11	Fred Jackson (26-111-1TD) at Buffalo

THE LAST TIME
OFFENSIVE STATS

Rushing Play of 80-or-More Yards

By Eagles:	10/1/00	85t by Brian Mitchell vs. Atlanta
By Opponent:	9/30/01	80 by Troy Hambrick vs. Dallas

Rushing Play of 60-or-More Yards

By Eagles:	11/20/11	60 by LeSean McCoy at NY Giants
By Opponent:	9/18/11	61 by Michael Turner at Atlanta

Rushing Play of 40-or-More Yards

By Eagles:	11/20/11	60 by LeSean McCoy at NY Giants
By Opponent:	10/2/11	40 by Frank Gore vs. San Francisco

Individual with Three-or-More Rushing Touchdowns

By Eagles:	9/19/10	LeSean McCoy (16-120-3TDs) at Detroit
By Opponent:	11/26/06	Joseph Addai (24-171-4TDs) at Indianapolis

Individual with Two-or-More Rushing Touchdowns

By Eagles:	10/30/11	LeSean McCoy (30-185-2TDs) vs. Dallas
By Opponent:	11/15/10	Keiland Williams (16-89-2TDs) at Washington

400 Net Yards Passing by Team

By Eagles:	10/2/11	Eagles loss vs. San Francisco, 23-24 (405)
By Opponent:	11/4/07	Cowboys win at Philadelphia, 38-17 (434)

300 Net Yards Passing by Team

By Eagles:	10/9/11	Eagles loss at Buffalo, 24-31 (315)
By Opponent:	12/2/10	Eagles win vs. Houston, 34-24 (323)

Individual with 50-or-More Pass Attempts

By Eagles:	11/15/09	Donovan McNabb (55-35-450-1-2TDs) at San Diego
By Opponent:	11/7/10	Peyton Manning (52-31-294-2-1TD) vs. Indianapolis

Individual with 40-or-More Pass Attempts

By Eagles:	10/9/11	Michael Vick (40-26-315-4-2TDs) at Buffalo
By Opponent:	11/13/11	John Skelton (40-21-315-2-3TDs) vs. Arizona

Individual with 30-or-More Pass Completions

By Eagles:	10/2/11	Michael Vick (46-30-416-1-2TDs) vs. San Francisco
By Opponent:	11/7/10	Peyton Manning (51-31-294-2-1TD) vs. Indianapolis

Individual with 25-or-More Pass Completions

By Eagles:	10/9/11	Michael Vick (40-26-315-4-2TDs) at Buffalo
By Opponent:	11/7/10	Peyton Manning (51-31-294-2-1TD) vs. Indianapolis

No Sacks Allowed

By Eagles:	10/9/11	Eagles loss at Buffalo, 24-31 (40 attempts - Michael Vick)
By Opponent:	11/7/11	Eagles loss vs. Chicago, 24-30 (32 attempts - Jay Cutler)

THE LAST TIME
OFFENSIVE STATS

Individual 300-Yard Passing Game

By Eagles:	10/9/11	Michael Vick (40-26-315-4-2TDs) at Buffalo
By Opponent:	11/13/11	John Skelton (40-21-315-2-3TDs) vs. Arizona

Consecutive 300-Yard Passing Games

By Eagles:	11/28/10 - 12/2/10	Michael Vick (46-30-416-1-2TDs) vs. San Francisco and (40-26-315-4-2TDs) at Buffalo
By Opponent:	12/2/90 - 12/9/90	Jim Kelly (32-19-334-1-3TDs) at Buffalo; Dan Marino (54-27-365-0-2TDs) at Miami

Individual with Four-or-More Touchdown Passes

By Eagles:	11/15/10	Michael Vick (28-20-333-0-4TDs) at Washington
By Opponent:	9/25/11	Eli Manning (23-16-254-0-4TDs) vs. NY Giants

Individual with Three-or-More Touchdown Passes

By Eagles:	12/19/10	Michael Vick (35-21-242-1-3TDs) at NY Giants
By Opponent:	11/13/11	John Skelton (40-21-315-2-3TDs) vs. Arizona

Individual with 10-or-more Receptions

By Eagles:	9/18/11	Jeremy Maclin (13-171-2TDs) at Atlanta
By Opponent:	11/7/10	Jacob Tamme (11-108-1TD) and Reggie Wayne (11-83-0TDs) vs. Indianapolis

Individual with 150-Yard Receiving Game

By Eagles:	10/2/11	DeSean Jackson (6-171-0TDs) vs. San Francisco
By Opponent:	10/24/10	Kenny Britt (7-225-3TDs) at Tennessee

Individual with 100-Yard Receiving Game

By Eagles:	10/16/11	Jeremy Maclin (5-101-0TDs) at Washington
By Opponent:	11/20/11	Victor Cruz (6-128-1TD) at NY Giants

Two 100-Yard Receivers in the Same Game

By Eagles:	9/20/09	Brent Celek (8-104-0TD), DeSean Jackson (6-149-1TD) vs. Kansas City
By Opponent:	10/10/10	Michael Crabtree (9-105-1TD) & Vernon Davis (5-104-1TD) at San Francisco

Consecutive 100-Yard Receiving Games

By Eagles:	9/19/10 - 9/26/10	DeSean Jackson; (4-135-1TD) at Detroit and (5-153-1TD) at Jacksonville
By Opponent:	11/13/11-11/20/11	Larry Fitzgerald (7-146-2TDs) vs. Arizona; Victor Cruz (6-128-1TD) at NY Giants

THE LAST TIME
OFFENSIVE STATS

Pass Play of 80-or-More Yards

By Eagles:	12/12/10	91t, Michael Vick to DeSean Jackson at Dallas
By Opponent:	10/24/10	80t, Kerry Collins to Kenny Britt at Tennessee

Pass Play of 60-or-More Yards

By Eagles:	10/2/11	61, Michael Vick to DeSean Jackson vs. San Francisco
By Opponent:	10/30/11	70t, Tony Romo to Laurent Robinson vs. Dallas

Pass Play of 40-or-More Yards

By Eagles:	10/16/11	59, Michael Vick to Jeremy Maclin at Washington
By Opponent:	11/20/11	47, Eli Manning to Victor Cruz at NY Giants
		47, Eli Manning to Hakeem Nicks at NY Giants

Individual with Three-or-More Touchdown Receptions

By Eagles:	9/23/07	Kevin Curtis (11-221-3TDs) vs. Detroit
By Opponent:	10/24/10	Kenny Britt (7-225-3TDs) at Tennessee

Individual with Two-or-More Touchdown Receptions

By Eagles:	9/18/11	Jeremy Maclin (13-171-2TDs) at Atlanta
By Opponent:	11/13/11	Larry Fitzgerald (7-146-2TDs) vs. Arizona

Led Team in Both Rushing and Receiving Yards in the Same Game

By Eagles:	10/3/10	LeSean McCoy (16-64-0TD rushing, 12-110-0TD receiving) vs. Washington
By Opponent:	10/9/11	Fred Jackson (26-111-1TD rushing, 6-86-0TDs receiving) at Buffalo

100-Yard Rusher & Receiver in the Same Game

By Eagles:	9/11/11	LeSean McCoy (15-122-1TD rus.) & DeSean Jackson (6-102-1TD rec.) at St. Louis
By Opponent:	12/28/10	Adrian Peterson (22-118-1TD) & Percy Harvin (7-100-0TDs) vs. Minnesota

100-Yard Rusher, 100-Yard Receiver & 300-Yard Passer in the Same Game

By Eagles:	9/23/07	Brian Westbrook (14-110-2TDs rush. & 5-111-1TD rec.) & Kevin Curtis (11-221-3TDs rec.) vs. Detroit
		Donovan McNabb (26-21-381-0-4TDs) vs. Detroit
By Opponent:	12/11/05	Tiki Barber (32-124-0TDs), Jeremy Shockey (10-107-0TDs) &
		Eli Manning (44-28-312-3-1TD) vs. NY Giants

Individual with at Least One Rushing and One Receiving Touchdown in the Same Game

By Eagles:	9/11/11	LeSean McCoy (15-122-1TD rushing, 2-15-1TD receiving) at St. Louis
By Opponent:	12/2/10	Arian Foster (22-83-1TD rushing, 2-26-1TD receiving) vs. Houston

Individual with at Least One Rushing Touchdown and One Touchdown Pass in the Same Game

By Eagles:	12/28/10	Michael Vick (43-25-263-1-1TD passing, 8-63-1TD rushing) vs. Minnesota
	1/9/11	Michael Vick (36-20-292-1-1TD passing, 8-32-1TD rushing) vs. Green Bay (NFC-W)
By Opponent:	12/11/05	Eli Manning (44-28-312-3-1TD passing, 4-8-1TD rushing) vs. NY Giants

THE LAST TIME
DEFENSIVE STATS

Held Opponent Under 200 Yards Total Offense

By Eagles:	9/26/10	Eagles win at Jacksonville, 28-3 (191; 139 rushing, 52 passing)
By Opponent:	9/30/07	Giants win at New York, 16-3 (190; 114 rushing, 76 passing)

Held Opponent Under 300 Yards Total Offense

By Eagles:	11/20/11	Eagles win at NY Giants, 17-10 (278; 29 rushing, 249 passing)
By Opponent:	11/13/11	Eagles loss vs. Arizona, 17-21 (289; 166 rushing, 123 passing)

Held Opponent Under 50 Yards Rushing

By Eagles:	11/20/11	Eagles win at NY Giants, 17-10 (29)
By Opponent:	1/3/10	Eagles loss at Dallas, 24-0 (37)

Held Opponent Under 75 Yards Rushing

By Eagles:	11/20/11	Eagles win at NY Giants, 17-10 (29)
By Opponent:	1/3/10	Eagles loss at Dallas, 24-0 (37)
	1/9/10	Eagles loss at Dallas, 14-34 (56) (NFC-W)

Held Opponent Under 100 Yards Rushing

By Eagles:	11/20/11	Eagles win at NY Giants, 17-10 (29)
By Opponent:	10/24/10	Eagles loss at Tennessee, 19-37 (99)
	1/9/11	Eagles loss vs. Green Bay, 16-21 (81) (NFC-W)

Held Opponent Under 100 Net Yards Passing

By Eagles:	9/26/10	Eagles win at Jacksonville, 28-3 (52)
By Opponent:	9/13/09	Eagles win at Carolina, 38-10 (82)

Held Opponent Under 150 Net Yards Passing

By Eagles:	1/2/11	Eagles loss vs. Dallas, 13-14 (113)
By Opponent:	11/13/11	Eagles loss vs. Arizona, 17-21 (123)

THE LAST TIME
DEFENSIVE STATS

Interception Return for a Touchdown

By Eagles:	11/13/11	Asante Samuel, 20 yards (QB John Skelton) vs. Arizona
By Opponent:	10/9/11	Nick Barnett, 31 yards (QB Michael Vick) at Buffalo

Individual with Three-or-More Interceptions

By Eagles:	10/16/11	Kurt Coleman (3 - Rex Grossman) at Washington
By Opponent:	12/2/07	Lofa Tatupu (3-A.J. Feeley) vs. Seattle

Individual with Two-or-More Interceptions

By Eagles:	10/16/11	Kurt Coleman (3 - Rex Grossman) at Washington
By Opponent:	10/9/11	Nick Barnett (2 - Michael Vick) at Buffalo

Seven-or-More Sacks by Team

By Eagles:	9/26/10	Eagles win at Jacksonville, 28-3 (7)
By Opponent:	9/30/07	Giants win at New York, 3-16 (12)

Six-or-More Sacks by Team

By Eagles:	9/26/10	Eagles win at Jacksonville, 28-3 (7)
By Opponent:	12/28/10	Eagles loss vs. Minnesota, 14-24 (6)

Five-or-More Sacks by Team

By Eagles:	9/11/11	Eagles win at St. Louis, 31-13 (5)
By Opponent:	1/2/11	Eagles loss vs. Dallas, 13-14 (5)

Individual with Three-or More Sacks

By Eagles:	10/2/11	Jason Babin (3.0 of Alex Smith) vs. San Francisco
By Opponent:	10/30/11	DeMarcus Ware (4.0 sacks of Michael Vick) vs. Dallas

Individual with Two-or More Sacks

By Eagles:	10/30/11	Jason Babin (2.0 of Tony Romo) vs. Dallas
By Opponent:	10/30/11	DeMarcus Ware (4.0 sacks of Michael Vick) vs. Dallas

THE LAST TIME
SPECIAL TEAMS

Kickoff Return for a Touchdown

By Eagles:	11/23/08	Quintin Demps, 100 yards at Baltimore
By Opponent:	9/15/08	Felix Jones, 98 yards at Dallas

Kickoff Return for a Touchdown to Start a Game

By Eagles:	11/4/01	Brian Mitchell, 94 yards at Arizona
By Opponent:	10/12/03	Randal Williams, 37 yards at Dallas

Punt Return for a Touchdown

By Eagles:	12/19/10	DeSean Jackson, 65 yards at NY Giants
By Opponent:	11/18/07	Ted Ginn Jr., 87 yards vs. Miami

Blocked Punt Recovered for Touchdown

By Eagles:	11/22/92	Ken Rose returned Sean Landeta's blocked punt (blocked by Rose) 3 yards at NY Giants
By Opponent:	11/10/96	Gabe Northern returned Tom Hutton's blocked punt (blocked by Northern) 18 yards vs. Buffalo

Blocked Punt

By Eagles:	11/28/04	Jevon Kearse blocked Jeff Feagles' punt at NY Giants
By Opponent:	11/23/08	Jameel McClain blocked Sav Rocca's punt at Baltimore

Blocked PAT

By Eagles:	10/30/88	Reggie White blocked a PAT attempt by Greg Davis vs. Atlanta
By Opponent:	12/13/09	Fred Robbins blocked a PAT attempt by David Akers vs. NY Giants

Missed (not blocked) PAT

By Eagles:	9/25/05	Mark Simoneau vs. Oakland
	1/18/09	David Akers at Arizona (NFC-C)
By Opponent:	11/11/07	Shaun Suisham at Washington

Blocked Field Goal

By Eagles:	10/2/11	King Dunlap blocked a 45-yard attempt by David Akers vs. San Francisco
By Opponent:	11/21/10	Terrell Thomas blocked a 42-yard attempt by David Akers vs. NY Giants

Blocked Field Goal returned for a TD

By Eagles:	10/23/05	Matt Ware, 65-yd. return after Quintin Mikell blocked a 40-yd. att. by Nate Kaeding vs. San Diego
By Opponent:	12/7/08	Kevin Dockery, 71-yd. return after Justin Tuck blocked a 32-yd. att. by D.Akers at New York Giants

Individual with Five-or More Field Goals

By Eagles:	11/18/01	David Akers (5-5) at Dallas
By Opponent:	12/3/00	Al Del Greco (5-5) vs. Tennessee

Individual with Four-or More Field Goals

By Eagles:	11/28/10	David Akers (4-4) at Chicago
By Opponent:	11/22/09	Robbie Gould (4-5) at Chicago

Successful Onsides Kick

By Eagles:	12/19/10	David Akers kick recovered by Eagles Riley Cooper (4th Q)
By Opponent:	9/19/10	Jason Hanson kick recovered by Lions Randy Phillips (4th Q)

Failed Onsides Kick Attempt

By Eagles:	11/28/10	David Akers kick recovered by Bears Johnny Knox at Chicago (4th Q)
By Opponent:	12/13/09	Lawrence Tynes kick recovered by Eagles Moise Fokou (4th Q)

VICTOR ABIAMIRI 95

DEFENSIVE END

6-4, 267	Born 1/14/86 in Baltimore, MD
Notre Dame	The Gilman School, Baltimore, MD
5th year	Acquired - D2b-07 (57th overall)

A second-round draft choice out of Notre Dame in 2007, Victor Abiamiri (pronounced ahb-ee-ah-MEER-ee) was placed on the Injured Reserve list on 8/4/11 with a ruptured Achilles tendon. He has spent the majority of his career as part of the defensive end rotation, while also stepping in as a defensive tackle in the nickel defense.

CAREER HIGHLIGHTS

- Scored the first touchdown of his life after recovering a fumble forced by DE Trent Cole on Panthers QB Jake Delhomme (9/13 at Car.) and returned it two yards into the end zone. Also notched a career high with six tackles
- Recovered a fumble with :58 seconds remaining in a playoff win (NFC-D) at NYG (1/11) to seal the victory

BIRDSEED

- Is proud to have played high school football at The Gilman School under Biff Poggi and former Colts All-Pro Joe Ehrmann, whose unconventional coaching philosophy focuses on developing his players into men. Abiamiri highly recommends a book written about Ehrmann entitled *Season of Life* by Jeffrey Marx, a former Colts ball boy who was there during Ehrmann's playing days. Abiamiri looks to Ehrmann as one of the biggest influences in his life both on and off the field
- His first job was with an investment business office in Towson, MD, where he worked as a summer intern for his HS football coach, following his sophomore year. Has been interested in the financial field ever since, and spent the next six summers in various financial internships
- Enrolled in an exclusive NFL Business Management and Entrepreneurial workshop at the Wharton School (University of Penn) during the 2009 offseason to hone his skills. Abiamiri registered in the prestigious course alongside teammate Winston Justice. "It was a really good program," said Abiamiri. "It made me think about life after football and helped me explore other interests." Abiamiri hopes to pursue a career in commercial and residential real estate after his playing days are over

PERSONAL

- His parents, Peter and Rita, were both born in Nigeria and came to the United States in the late 1970s. They still have a house there and occasionally go back, although Victor has not been there since high school. "Last time I went there, I brought a football with me and the kids started to kick it around like a soccer ball."
- His father, Peter, is a social worker in Baltimore and his mother, Rita, is a nurse. "They really love helping other people and being involved in the community, which is something they definitely passed on to my brothers and me. I am always looking for opportunities to help out and give back."
- Has two older brothers, Rob and Paschal, who both played football at Maryland. Rob spent time on the Baltimore Ravens practice squad and played for the Berlin Thunder of NFL Europe in 2007, and now works in IT for a company in Baltimore. Paschal currently works for a credit card fraud company, also in Baltimore. "My brothers are the ones who got me into football and motivated me to keep getting better. When I saw them excelling and getting awards, that motivated me to want to do the same thing."
- Would like to be remembered as having a positive influence on people when his playing days are over. "When it's all said and done, I hope that I've made an impact on someone's life no matter how little or how big."
- Would be working at a real estate firm or in the private real estate investing field if he was not playing football
- Resides in Philadelphia
- Earned a degree in finance
- Full name: Victor Ikechukwu Abiamiri

INJURY REPORT

- Was placed on the Injured Reserve list on 8/4/11 with a ruptured Achillies tendon
- Was placed on the Reserve/PUP list on 9/3/10 (knee)
- Underwent a successful microfracture procedure during the 2010 offseason

TOUCHDOWNS

Touchdown	Opponent
2-yd FUM ret.	9/13/09 at Car. (Delhomme)

CAREER HIGHS

Tackles	6	(9/13/09 at Car.)
Sacks	1.0	(4x - 10/11/09 vs. TB)

ABIAMIRI'S CAREER STATISTICS

			TACKLES					INTERCEPTIONS							
Year	Team	GP/GS	Tot	Solo	Ast	Sacks	Yds	Int	Yds	Lg	TD	KD	FF	FR	Yds
2007	Phil.	6/1	7	2	5	0.0	0	0	0	0	0	0	0	0	0
2008	Phil.	10/0	22	10	12	2.0	14	0	0	0	0	2	1	0	0
2009	Phil.	13/5	25	17	8	2.0	17.5	0	0	0	0	0	1	1	2
2010	Phil.	0/0	Reserve/PUP/Knee												
2011	Phil.	0/0	Injured Reserve/Achilles												
TOTALS		29/6	54	29	25	4.0	31.5	0	0	0	0	2	2	1	2
PLAYOFFS															
2008	Phil.	2/0	6	4	2	1.0	5	0	0	0	0	0	0	1	0
2009	Phil.	1/0	2	2	0	0.0	0	0	0	0	0	0	0	0	0
2010	Phil.	0/0	Reserve/PUP/Knee												
TOTALS		3/0	8	6	2	1.0	5	0	0	0	0	0	0	1	0

ADDITIONAL CAREER STATISTICS
SPECIAL TEAMS FUMBLE RECOVERIES: 1 - 2009 (1)

NATE ALLEN 29

SAFETY

6-1, 210	Born 11/30/87 in Fort Myers, FL
South Florida	Cape Coral HS, Cape Coral, FL
2nd year	Acquired - D2-10 (37th overall)

An intelligent and athletic safety, Nate Allen has been a reliable contributor at the safety position since being selected 37th overall in the 2010 draft. After a strong start to his rookie campaign, Allen suffered a knee injury which slowed the start of his 2011 season, but has since reestablished himself as a solid starter on the Eagles defense. During his time at South Florida, he was a team captain and a second-team All-Big East performer.

2011 HIGHLIGHTS

- Notched an interception of QB Rex Grossman at Was (10/16)
- Posted a career-high 13 tackles at Buf (10/9)

PERSONAL

- Attended Cape Coral (FL) High School and was a two-time Class 5A All-State honorable mention. Rated the state's 67th-best prospect by the *Orlando Sentinel* and earned All-Area honors three times
- Threw for more than 5,000 career yards and broke all of the school's passing records
- Also an accomplished basketball player, averaged 16.3 points, 6.6 rebounds and 2.9 steals in 2005-06. Went on to score more than 1,000 points during his career
- An honor roll student, graduated with a 3.6 grade point average and was a member of the National Honor Society
- Majored in communications at USF and plans to earn his degree during the offseason
- After his playing days are over, hopes to pursue a career in broadcasting or marketing
- Has a younger sister, Kelsey, and an older brother, Marcel

BOOK WORM

When healthy, Allen has experienced early success which his teammates attribute to his maturity and dedication to the playbook. "He's a very mature person for his age," said former teammate Ellis Hobbs. "He does all the right things off the field and is constantly asking questions to make sure he knows the playbook inside out." Allen seemingly carries his playbook with him everywhere he goes, and can often be found reading it during his free time between practice and meetings.

CAREER HIGHS

Tackles	13	(10/9/11 at Buf)
Sacks	1.0	(2x - 12/2/10 vs. Hou)
INTs	1	(4x - 10/16/11 at Was)
INT Lg	16	(10/3/10 vs. Was)

BIRDSEED

- Credits his parents, Darlene and Jackie Allen, with having the greatest influence on his life and career. "I've always been a family guy. My parents have always been there for me and I always go to them when I need advice."
- His father, Jackie, played professional basketball in Europe and now coaches at Ft. Myers Middle School, where he also works security. His mother, Darlene, teaches business and typing classes at Cape Coral HS. Nate was in her class as a senior. "She was a little strict on me but I'm pretty sure I got an A."
- Takes after his father in many ways, including being a skilled basketball player and drummer. "My dad plays the drums at church and I thought it was really cool so he taught me how to play when I was younger."
- Was involved in community programs while attending USF, including the Youth Impact Program, which focuses on at-risk inner-city middle school students to enhance their academic performance, and develop character

In 2010, Allen became the only Eagle ever with at least three interceptions and two sacks in his rookie season

INJURY REPORT

- Suffered a concussion in the first quarter vs. Chi. (11/7) and was inactive vs. Ari. (11/13)

2011 GAME-BY-GAME STATISTICS

Date		Opp	W/L	P/S	S	A	T	Sac	Hur	Int	Yds	Lg	KD	FF	FR
Sep 11	at	StL	W	1/0	0	0	0	0.0	0	0	0.0	0	0	0	0
Sep 18	at	Atl	L	1/0	0	0	0	0.0	0	0	0.0	0	0	0	0
Sep 25		NYG	L	1/0	1	0	1	0.0	0	0	0.0	0	0	0	0
Oct 2		SF	L	1/1	3	3	6	0.0	0	0	0.0	0	0	0	0
Oct 9	at	Buf	L	1/1	9	4	13	0.0	0	0	0.0	0	0	0	0
Oct 16	at	Was	W	1/1	2	2	4	0.0	0	1	13	0	1	0	0
Oct 30		Dal	W	1/1	3	1	4	0.0	0	0	0	0	0	0	0
Nov 7		Chi	L	1/1	2	0	2	0.0	0	0	0	0	0	0	0
Nov 13		Arz	L	0/0		INACTIVE/CONCUSSION									
Nov 20	at	NYG	W	1/0	3	3	6	0.0	0	0	0	0	0	0	0
Nov 27		NE													
Dec 1	at	Sea													
Dec 11	at	Mia													
Dec 18		NYJ													
Dec 24	at	Dal													
Jan 1		Was													
Totals				9/5	23	13	36	0.0	0	1	13	0	1	0	0

ALLEN'S CAREER STATISTICS

			TACKLES						INTERCEPTIONS							
Year	Team	GP/GS	Tot	Solo	Ast	Sacks	Yds	Int	Yds	Lg	TD	KD	FF	FR	Yds	STT
2010	Phil.	13/13	59	43	16	2.0	17	3	27	16	0	7	1	0	7	0
2011	Phil.	9/5	36	23	13	0.0	0	1	13	13	0	1	0	0	0	1
Totals		22/18	95	66	29	2.0	17	4	40	16	0	8	1	0	0	1
PLAYOFFS																
2010	Phil.	0/0	INJURED RESERVE/KNEE													
Totals		0/0	0	0	0	0.0	0	0	0	0	0	0	0	0	0	0

COLT ANDERSON 30

SAFETY

5-10, 194	Born 10/25/85 in Butte, MT
Montana	Butte (MT) HS, Butte, MT
2nd year	Acquired - FA [Min] 2010



Colt Anderson joined the Eagles on 11/10/10 after spending the first eight games of the regular season on the Vikings practice squad and immediately made an impact on special teams, tying for third on the team with 12 tackles in that category. Originally signed by Minnesota as an undrafted free agent in 2009, Anderson was a two-time team MVP at Montana and finished his career ranked fifth on the school's all-time list with 313 tackles.

2011 HIGHLIGHTS

- Leads the team in special teams production points (146) and is tied for the team lead with 9 special teams tackles (Jordan)
- Recovered a David Akers blocked field goal (King Dunlap) in the third quarter and returned the ball 10 yards into opposing territory vs. SF (10/2). The Eagles scored a FG on the ensuing drive

ANDERSON IN ACTION

"I mean, he's really a special guy. He's playing at a Pro Bowl rate for sure. I've had some guys make the Pro Bowl and he's certainly playing at that level, or maybe even higher. He plays with great intensity, great judgment, great confidence, and he has a knack, because people do game plan him. There's a lot of things they're trying to do to him, but what you see in the end result maybe doesn't look like it. That was a great, great pickup for us," said special teams coordinator Bobby April about Anderson's prowess on special teams. "We were very fortunate that he was available, because when we picked him up he was certainly able to play for any of the 32 teams in this league and he wasn't playing for any of them."



CAREER HIGHS

Tackles	4	(1/2/11 vs. Dal.)

MIRROR IMAGE

Anderson is walking in the footsteps of another Montana alumnus and former Eagles safety - Tim Hauck. Hauck was his position coach at Montana all four seasons and, just like his mentor, Anderson was a walk-on for the Grizzlies. "He was a big influence on me," says Anderson. "He was a former Montana walk-on and he taught me that size doesn't matter." When asked what Hauck's advice was to him after getting the phone call from the Eagles, Anderson responded, "Congrats. Now go work your tail off."

BIRDSEED

- Has volunteered his time to "Mariah's Challenge," a foundation that raises awareness of drunk driving among teenagers. The program was established in 2007 when 14-year-old Mariah Daye McCarthy was tragically killed by a drunk driver in Anderson's hometown of Butte, MT. Says Anderson, "[Mariah's] dad started the foundation after her passing and I've been involved with it for a couple years now." Has also supported the Twin Cities United Way 'Caring Connection' in addition to other community-based outreach programs as a member of the Vikings

PERSONAL

- Colt and his fiancé Keelie Rosa were blessed with their first son Cage Russell Anderson on 10/25/11
- **Favorites: Meal -** Mom's chicken enchiladas; **Car -** Hummer H1; **Movies -** *Varsity Blues*, *The Goonies*; **TV Show -** *Saved By the Bell*; **Musical Genre -** Country music
- Earned his degree in business information systems, while also earning a teaching certificate in secondary education
- Father, Mike, is a school teacher and mother, Michele, is a dance teacher
- Has two brothers and a sister

2011 GAME-BY-GAME STATISTICS

Date		Opp	W/L	P/S	S	A	T	Sac	Hur	Int	Yds	Lg	KD	FF	FR
Sep 11	at	StL	W	1/0	0	0	0	0.0	0	0	0	0	0	0	0
Sep 18	at	Atl	L	1/0	0	0	0	0.0	0	0	0	0	0	0	0
Sep 25		NYG	L	1/0	0	0	0	0.0	0	0	0	0	0	0	0
Oct 2		SF	L	1/0	0	0	0	0.0	0	0	0	0	0	0	0
Oct 9	at	Buf	L	1/0	0	0	0	0.0	0	0	0	0	0	0	0
Oct 16	at	Was	W	1/0	0	0	0	0.0	0	0	0	0	0	0	0
Oct 30		Dal	W	1/0	0	0	0	0.0	0	0	0	0	0	0	0
Nov 7		Chi	L	1/0	0	0	0	0.0	0	0	0	0	0	0	0
Nov 13		Arz	L	1/0	0	0	0	0.0	0	0	0	0	0	0	0
Nov 20	at	NYG	W	1/0	0	0	0	0.0	0	0	0	0	0	0	0
Nov 27		NE													
Dec 1	at	Sea													
Dec 11	at	Mia													
Dec 18		NYJ													
Dec 24	at	Dal													
Jan 1		Was													
Totals				10/0	0	0	0	0.0	0	0	0	0	0	0	0

ANDERSON'S CAREER STATISTICS

			TACKLES					INTERCEPTIONS								
Year	Team	GP/GS	Tot	Solo	Ast	Sack	Yds	Int	Yds	Lg	TD	KD	FF	FR	Yds	STT
2010	Phil.	8/2	8	5	3	0.0	0	0	0	0	0	0	0	0	0	12
2011	Phil.	10/0	0	0	0	0.0	0	0	0	0	0	0	0	1	0	9
TOTALS		18/2	8	5	3	0.0	0	0	0	0	0	0	0	1	0	21
PLAYOFFS																
2010	Phil.	1/0	0	0	0	0.0	0	0	0	0	0	0	0	0	0	0
TOTALS		1/0	0	0	0	0.0	0	0	0	0	0	0	0	0	0	0

ADDITIONAL CAREER STATISTICS

BLOCKED FIELD GOAL RECOVERIES: (1) - 2011 [vs.SF 10/2/11 (David Akers)]

NNAMDI ASOMUGHA 24

CORNERBACK

6-2, 210	Born 7/6/1981 in Lafayette, LA
California	Narbonne HS, Los Angeles, CA
9th year	Acquired - FA (Oak) 2011

Pro Bowls: 2008, 2009, 2010

A three-time Pro Bowler and four-time All Pro selection, and widely regarded as one of the elite cornerbacks in the NFL, Nnamdi Asomugha signed with the Eagles on 7/29/11. Originally a first-round pick of the Raiders in 2003, Asomugha has collected 14 interceptions and two sacks in his nine-year career.

CAREER HIGHLIGHTS

- Earned Pro Bowl honors in each of the last three seasons (2008-10), and was an alternate in both 2006 and 2007
- Garnered All-Pro selections in four of the last five seasons (2006, 2008-10)
- Collected 11 career interceptions and two sacks during his eight-year career in Oakland
- Served as the cornerstone of a defense that allowed a league-low 2,177 completions during his eight years in Oakland. In fact, the Raiders finished either first or second in each of the last five seasons in that category

METICULOUS PREPARATION

A former college safety, the transition to All Pro NFL cornerback was far from easy for Asomugha. Every spring, when he begins his footwork drills, he does so in a crouch that makes him 3 inches shorter. His thighs burn in March and April so that he can move effortlessly by training camp. "No one knows the work that goes into making it look like that," Asomugha says. "Every offseason, because of my 6-3 frame and long legs, I have to go above and beyond as far as drills to maintain quickness, to be able to drop."

Asomugha also keeps a notebook with nuggets on every receiver, quarterback and offensive coordinator he's ever faced, which is something he learned from former teammate and mentor Rod Woodson.

MAGIC LESSONS

A huge fan of the Los Angeles Lakers, Nnamdi's favorite athlete growing up was Magic Johnson. "My favorite piece of clothing as a kid was his jersey. I wore that jersey every day until it didn't fit any longer," recalls Nnamdi.

Nnamdi's parents instilled in him at a very young age the notion of helping others in need. On one of his first visits to Nigeria with his family, Nnamdi remembers seeing that same jersey he once wore on another boy. "I could tell by looking at it that it had been mine. When I saw the jersey, I never said a word. I was taught at a very young age that giving to others is what we're supposed to do. My parents were among the first families from their area to leave Nigeria and come to America. Once they got here, whatever they earned, they made sure to send some of it back. And they made sure that their children understood the importance of giving back, too."

2011 GAME-BY-GAME STATISTICS

Date		Opp	W/L	P/S	S	A	T	Sac	Hur	Int	Yds	Lg	KD	FF	FR
Sep 11	at	StL	W	1/1	0	1	1	0.0	0	0	0	0	0	0	0
Sep 18	at	Atl	L	1/1	2	2	4	0.0	0	1	6	6	2	0	0
Sep 25		NYG	L	1/1	0	1	1	0.0	0	0	0	0	0	0	0
Oct 2		SF	L	1/1	4	2	6	0.0	0	0	0	0	0	0	0
Oct 9	at	Buf	L	1/1	4	0	4	0.0	0	0	0	0	0	0	0
Oct 16	at	Was	W	1/1	3	1	4	0.0	0	0	0	0	0	0	0
Oct 30		Dal	W	1/1	3	1	4	0.0	0	1	0	0	2	0	0
Nov 7		Chi	L	1/1	2	1	3	0.0	0	0	0	0	1	0	0
Nov 13		Arz	L	1/1	1	0	1	0.0	0	1	0	0	1	0	0
Nov 20	at	NYG	W	1/1	1	1	2	0.0	0	0	0	0	0	0	0
Nov 27		NE													
Dec 1	at	Sea													
Dec 11	at	Mia													
Dec 18		NYJ													
Dec 24	at	Dal													
Jan 1		Was													
Totals				10/10	20	10	30	0.0	0	3	6	6	6	0	0

BIRDSEED

- **Nickname:** Deuce - "People have been calling me that for a long time because my first name begins with two N's," says Nnamdi
- His Nigerian name means "Jesus Lives"
- Was raised by his mother, Lilian, and his late father, Godfrey, who met in Nigeria. Both also attended Texas University. Lilian is a pharmacist and Godfrey was a petroleum engineer

2011 HIGHLIGHTS

- Is tied for the team lead with three interceptions
- Intercepted Cardinals QB John Skelton in the 4th quarter vs. Ari. (11/13). The turnover led to an Eagles FG.
- Made a diving interception of QB Tony Romo vs. Dal (10/30). The turnover led to an Eagles TD to put the team up 21-0
- Picked off Falcons QB Matt Ryan for his first interception as an Eagle at Atl. (9/18)

THE ASOMUGHA FOUNDATION

the ASOMUGHA FOUNDATION

Formally established in 2005, Nnamdi Asomugha and his family formed the Asomugha Foundation to have a positive impact on disadvantaged youth in the United States and the underpriveleged orphans and widows in Africa through education and empowerment. The foundation comprises two primary programs:

Asomugha College Tour for Scholars (ACTS) is an annual college tour and mentoring program that provides high-achieveing high school students of color with the opportunity to visit college campuses across the country.

Orphans and Widows in Need (OWIN)provides aid to a growing population of widows and orphans in Africa and positions them for economic success and independence through education, spiritual guidance and vocational training.

For more information on the Asomugha Foundation please visit www.buildingtoday.org

NNAMDI ASOMUGHA

ASOMUGHA'S CAREER STATISTICS

			TACKLES					INTERCEPTIONS							
Year	Team	GP/GS	Tot	Solo	Ast	Sks	Yds	Int	Yds	Lg	TD	KD	FF	FR	Yds
2003	Oak.	15/1	28	20	8	0.0	0.0	0	0	0	0	0	0	0	0
2004	Oak.	16/7	45	37	8	1.0	8.0	0	0	0	0	3	0	0	0
2005	Oak.	16/16	60	55	5	0.0	0.0	0	0	0	0	14	0	0	0
2006	Oak.	15/15	50	48	2	1.0	11.0	8	59	24t	1	19	1	0	0
2007	Oak.	15/15	34	32	2	0.0	0.0	1	10	10	0	7	0	0	0
2008	Oak.	15/15	40	33	7	0.0	0.0	1	0	0	0	9	1	0	0
2009	Oak.	16/16	34	30	4	0.0	0.0	1	0	0	0	4	0	0	0
2010	Oak.	14/14	19	17	2	0.0	0.0	0	0	0	0	6	0	0	0
2011	Phil.	10/10	30	20	10	0.0	0.0	3	6	6	0	6	0	0	0
TOTALS		132/109	340	292	48	2.0	19.0	14	75	24t	1	68	2	0	0

ADDITIONAL CAREER STATISTICS
SPECIAL TEAMS TACKLES: (7) - 2003 (3), 2004 (4)
SPECIAL TEAMS FUMBLE RECOVERIES: (1) - 2003 (1)
BLOCKED PUNT: (1) - 2004 (11/7 at Car. by P Todd Sauerbrun)

HE'S GOT IT COVERED...

Since amassing a career-high 8 interceptions in 2006, opposing quarterbacks have decided to steer clear of throwing in Asomugha's direction. According to Stats Inc., after being targeted a total of 72 times in 2006, he averaged just 34 targets per season over the next four years. Here is a breakdown:

Year	Games	Targets	Comps	Yards	TDs	QB Rating
2007	15	38	14	222	1	54.9
2008	15	35	18	220	0	59.2
2009	16	30	21	320	1	102.1
2010	14	33	13	205	0	60.8
2011	9	24	12	212	1	54.9
Totals:	69	160	78	1179	3	64.0

*-Note: This stat is updated every Wednesday morning

CAREER HIGHS

Tackles	11	(12/19/04 vs. Ten.)
INTs	2	(2x - 12/10/06 at Cin.)
INT Lg	24T	(10/29/06 vs. Pit.)
Sacks	1.0	(11/19/06 at KC)

A FOOTBALL MIND

Both teammates and coaches praise the work and preparation that Asomugha puts into his game.

Defensive coordinator Juan Castillo

"He's more than just a player. He understands football. It's important to him. You see him drawing up coverages. It's awesome to have a guy like that I can talk to."

CB Dominique Rodgers-Cromartie

"I have never seen anyone ask so many questions about a defense. He wants to know everything everybody's doing. That gives him a feel of what he can or cannot do in a defense."

WR Jason Avant

"The most remarkable thing about him is his humility. That is such a rarity at his position. Humility says a lot. When you become arrogant and prideful, you stop learning. He's steadily adding things to his game because he's so humble. That's the most galvanizing thing about him."

PERSONAL

- Joined former President Bill Clinton, Matthew McConaughey, and Marie Tillman at the 2009 Meeting of Clinton Global Initiative University (CGI U) hosted by The University of Texas at Austin to discuss the importance of global service and student activism. CGI U is President Clinton's youth initiative designed to challenge college students to take action on some of the most pressing global issues in areas such as education, poverty and global health. At CGI U, Asomugha spoke to over 1,200 student leaders, university presidents and leaders of national youth organizations about his philanthropic efforts in Nigeria and Oakland, CA .He has been an invited guest and has participated in the Clinton Global Initiative every year since 2009
- Distributes backpacks to the incoming freshmen each year at Narbonne High School. He also outfits the football and basketball team with shoes
- Says if he wasn't playing football he would be an actor and has already appeared in several television shows including *The Game*, *Friday Night Lights* and *Leverage*. Would also like to work to become the general manager of an NFL team
- Attended Narbonne High School in Los Angeles, where he was one of the nation's most highly recruited defensive backs as a senior after earning first team all-state honors
- Finished his senior year with 86 tackles and seven interceptions, returning one 98 yards for a school record. Also caused eight fumbles and recovered six others, while returning two kickoffs and one punt for touchdowns. Added 23 receptions for 408 yards and six touchdowns on offense, and saw action at QB, completing 14 of 22 passes for 192 yards and two scores
- Was named one of three finalists for the Walter Payton Man of the Year Award in 2011
- Was presented with the 44th annual Byron "Whizzer" White NFL Man of the Year award in 2010
- Also a standout basketball player who earned all-league honors as a junior and senior guard
- In 2010, became the ambassador for United Way of the Bay Area UWBA, dedicated to creating long-lasting change and ensuring all Bay Area residents have access to the building blocks to a better life: education, income and health.
- Was named to the "Dream Team for Public Service" by the Jefferson Awards for Public Service in 2009
- Claims the reason that he started playing football was because his older brother, Chijoke, loved it and he wanted to be like him. Chijioke played cornerback at Stanford.
- His first job was working as a cashier at a pharmacy
- Enjoys traveling
- Earned his degree in corporate finance
- **On his bucket list:** "Winning the Super Bowl and visiting all 7 wonders of the world."
- **Favorite meal:** lasagna; **Favorite movies:** *Goodfellas*, *Coming to America*, and *The Pianist*; **Favorite musician:** Michael Jackson; **Favorite TV shows:** *The Cosby Show* and *Martin*; **Favorite quote:** "Patience is a virtue." **Favorite places to visit:** Capetown, South Africa and Paris, France

JASON AVANT 81

WIDE RECEIVER

6-0, 212	Born 4/20/83 in Chicago, IL
Michigan	Carver HS, Chicago, IL
6th year	Acquired - D4b-06 (109th overall)

A physical and sure-handed receiver, Jason Avant has developed into a reliable offensive weapon for the Eagles and was awarded with a five-year contract in 2010. A fourth round draft choice in 2006, Avant has been a steady contributor on offense and special teams. He posted a career-high 51 catches in 2010 and, in fact, has increased his reception total in each of his first five seasons.

BIRDSEED

- One of the most humble and determined players in the sport of football, Avant is proud to have devoted his life to Jesus Christ on May 4, 2003 (during his sophomore year at Michigan) at the True Worship Church in Detroit. He was inspired that day by Pastor Lovell Cannon. He credits his late grandmother, Lillie, for trying to instill those values in him at an early age. "Growing up with her amongst all the gangs, violence and shootings at our house, she constantly prayed for me to live life the right way. It's now in my heart. It's my life." He refers to May 4 as his Christian birthday
- Has become very involved in "freelance" social work through his church, and hopes to stay involved after his football playing days are over. His main focus is on child and teen development
- Lives by this quote from his college position coach, Erik "Soup" Campbell: "Don't count your catches, count your wins"

MENTORS OF THE MENTOR

Avant overcame a rough childhood to become a fine football player and an even better human being, who now finds himself mentoring other young teammates during quiet moments in the locker room. Three influential people early in his life were his trainer, Will Franklin, his wide receivers coach in college, Erik "Soup" Campbell, and former NFL safety and Chicago native Rodney Harrison.

Campbell, Iowa's wide receivers coach: "I consider Jason one of my sons. He certainly wasn't born with a silver spoon in his mouth. He's one of the hardest working receivers I have ever been around. I still use him as an example to my young guys in college of how a guy like Jason, who wasn't the biggest, fastest, or most talented guy, can work hard to succeed and master his craft."

Harrison, who met him during Avant's sophomore year of high school: ""He's like a little brother that I never had ... He did it the right way. He didn't complain. He didn't cry to anyone. He's always positive. I saw a young guy who kept fighting, kept pushing back and thought 'this little cat has got some heart.' Jason has toughness and pride, but not arrogance, and that's the thing that really attracted me to Jason. He was a very humble kid, very soft-spoken, but very determined not to let anyone push him around."

Harrison on Franklin's influence: "Will did a terrific job of just bringing the inner beast out of Jason. I think he made him realize his potential. Jason got bigger, he got stronger, he got faster and he became more confident."

- Still finds time to work out with his personal trainer, Will Franklin, a body builder based in Chicago. Franklin, who also trained former Patriots safety and Chicago native Rodney Harrison, uses a lot of motivational tools to work his athletes like competitive workout sessions among his athletes and late night or early morning phone calls with a lot of good-natured trash talking. Said Avant, "His intensity is crazy and he has us competing against each other during each rep of each exercise."

2011 HIGHLIGHTS

- Converted two clutch 3rd and long situations (20 yards on a 3rd-and-8 and 24 yards on 3rd and 11) that led to 10 points as part of a 5-74 receiving game vs. Dal (10/30)
- Caught a career-high 9 passes for 139 yards at Buf. (10/9)
- Tallied a season-high 6 catches and 69 yards vs. SF (10/2)
- Grabbed three catches on opening day at StL (9/11), including two on third down that resulted in a first down. Both plays kept drives alive that led to 10 points

TURBO TAX

Including playoffs, Avant has converted 54 of his 63 career 3rd-down catches for 1st downs. "It's called taxing," said Avant about playing in the slot. "You go over the middle, you're going to have to pay a tax. You can do business there, but you're going to get taxed. And that tax is getting hit. You get used to it."

Year	Rec	Conv	Pct
2006	1	1	100.0
2007	8	6	75.0
2008	18	16	88.9
2009	10	9	90.0
2010	15	13	86.7
2011	11	9	81.8
Totals	**63**	**54**	**85.7**

2011 GAME-BY-GAME

Date		Opp.	W/L	P/S	No	Yds	Avg	Lg	TD
Sep 11	at	StL	W	1/1	3	40	13.3	20	0
Sep 18	at	Atl	L	1/1	1	29	29.0	29	0
Sep 25		NYG	L	1/0	4	33	8.3	14	0
Oct 2		SF	L	1/0	6	69	11.5	20	0
Oct 9	at	Buf	L	1/1	9	139	15.4	35	0
Oct 16	at	Was	W	1/0	3	28	9.3	18	0
Oct 30		Dal	W	1/1	5	74	14.8	24	0
Nov 7		Chi	L	1/0	2	20	10.0	12	0
Nov 13		Arz	L	1/0	1	2	2.0	2	0
Nov 20	at	NYG	W	1/1	1	13	13.0	13	0
Nov 27		NE							
Dec 1	at	Sea							
Dec 11	at	Mia							
Dec 18		NYJ							
Dec 24	at	Dal							
Jan 1		Was							
Totals				**10/5**	**35**	**447**	**12.8**	**35**	**0**

JASON AVANT

AVANT'S CAREER STATISTICS

Year	Team	GP/GS	No	Yds	Avg	Lg	TD	STT
2006	Phil.	8/3	7	68	9.7	18	1	6
2007	Phil.	15/5	23	267	11.6	31	2	13
2008	Phil.	15/6	32	377	11.8	31	2	3
2009	Phil.	16/9	41	587	14.3	58	3	2
2010	Phil.	16/3	51	573	11.2	34	1	2
2011	Phil.	10/5	35	447	12.8	35	0	1
TOTALS		80/31	189	2319	12.3	58	9	27
PLAYOFFS								
2006	Phil.	2/0	0	0	0.0	0	0	2
2008	Phil.	3/2	11	113	10.3	21	0	0
2009	Phil.	1/1	2	32	16.0	20	0	0
2010	Phil.	1/0	7	93	13.3	24t	1	0
TOTALS		7/3	20	238	11.9	24t	1	2

ADDITIONAL CAREER STATISTICS
RUSHING: 1-1 (2007)
FUMBLES/LOST: (3/2) - 2006 (1/1), 2009 (1/0), 2011 (1/1)
TWO-POINT CONVERSIONS: (2) - 2009 (pass from McNabb), 2010 (pass from Vick)

CAREER HIGHS

Recepts.	9	(10/9/11 at Buf)
Yards	156	(11/15/09 at SD)
Long	58	(11/15/09 at SD)
TDs	1	(10x - 1/9/11 vs. GB, NFC-WC)

100-YARD RECEIVING GAMES (3)

Yards	Date	Opponent	Rec.	TDs
156	11/15/09	at SD (L)	8	0
139	10/9/11	at Buf (L)	9	0
101	12/15/08	vs Cle (W)	5	0

PERSONAL

- He and his wife, Stacy, have a daughter, Jala Aris ... Jason likes to use the acronym of Jala: "Jason Avant's Little Angel"
- Is the son of the late Jerry Avant and Claudette Patrick ... also has a special aunt, Shirley, who he said, "took me in after my grandmother got up there in age. She ended up taking care of both of us."
- His older brother, Edwon Simmons, was a prolific baseball player, who was drafted by Baltimore, and was a safety at San Diego State. He now is a teacher for after-school programs for young men in Chicago
- Earned All-America honors as a WR and S at Carver HS in Chicago, IL, where he set school records for catches (148), yards (2,150), TDs (37), and INTs (18). Did not play football until his sophomore year and played WR for the first time as a junior
- Also excelled in basketball and helped lead his team to the Elite 8 of the Chicago public school playoffs. Was recruited to play basketball at UCLA, TCU, and Illinois
- Is an avid player of Scrabble, his favorite board game. "It makes you think and it keeps your mind active. It also helps me communicate with all the words I've learned from playing."
- Avant and former Eagles teammate LaJuan Ramsey started an annual Christ First Football Camp that will alternate between his hometown of Chicago and Ramsey's hometown of Compton, CA. The camp will feature lessons in football and Christianity.
- **Teammate you have had the most respect for:** Brian Dawkins. "I like the way he carried himself in the locker room, what he stood for and how he played. It's rare to find guys that practice what they preach. And he did it."
- **Most underrated aspect of his position:** Awareness "It's highly underrated. A lot of times, there's a clock that goes off in your head and the ball has been released already. It's timing. It's just a feeling. It's a talent that you work on with your quarterbacks but it's something that you must have inside you."

PIANO MAN

Avant owns and plays an 88-key digital piano at his home. "I can play about 12 gospel songs start to finish. I'm not a pro by any means, just still trying to perfect my skills. I just want to worship God in every way I can. I hear things at church and then I go and try to play them at home."

- **Best advice to aspiring athletes:** "It doesn't cost anything to listen. There's no replacement for hard work. Don't depend on talent alone, depend on hard work to improve your talent. And finally, recognize that you are beneath God and be humble."
- Is a high-scoring member of the Eagles offseason basketball team
- Earned a degree in sociology. Twice earned academic All-Big Ten honors and three-time UM Athletic Academic Achievement accolodes
- Full name: Jason Raye Avant

JASON BABIN 93

DEFENSIVE END

6-3, 267	Born 5/24/80 in Paw Paw, MI
Western Michigan	Paw Paw HS, Paw Paw, MI
8th year	Acquired - FA 2011

Now in his second stint in Philadelphia, Jason Babin is a ferocious pass rusher who has flourished under defensive line coach Jim Washburn over the last two seasons. Babin re-signed with the Eagles as a free agent prior to the 2011 season after earning Pro Bowl honors as a member of the Titans in 2010. A former first round draft choice (27th overall) of Houston in 2004, Babin has spent time with the Texans (2004-06), Seahawks (2007-08), Chiefs (2008), Eagles (2009) and Titans (2010).

BIRDSEED

- An avid hunter for as long as he can remember, Jason owns and operates Babin Ranch, a hunting ranch that is situated on 435 heavily wooded acres in Center, Texas. Ranch visitors can find the land stocked with a variety of exotic animals, such as zebras, rams, antelope, wildebeests and kudu, as well as deer, elk and buffalo. "I'd never really seen a ranch-type hunting like that before...I thought, man this is cool. I could do something like that."

  Log on to BabinRanch.com for more information
- Jason has been training for an opportunity to play in the NFL since his teenage years in Paw Paw, MI, where the police used to get complaints from people in his neighborhood about someone running down the street with a stolen tire. However, they soon found out that it was just Jason doing his nightly run, dragging a truck tire attached to his waist with a logging chain. "I did all that stuff. Still do."

2011 GAME-BY-GAME STATISTICS

Date		Opp	W/L	P/S	S	A	T	Sac	Hur	Int	Yds	Lg	KD	FF	FR
Sep 11	at	StL	W	1/1	4	1	5	2.0	2	0	0	0	0	0	0
Sep 18	at	Atl	L	1/1	1	0	1	1.0	4	0	0	0	0	0	0
Sep 25		NYG	L	1/1	4	4	8	1.0	0	0	0	0	0	0	0
Oct 2		SF	L	1/1	3	2	5	3.0	6	0	0	0	0	1	0
Oct 9	at	Buf	L	1/1	3	2	5	0.0	3	0	0	0	0	1	0
Oct 16	at	Was	W	1/1	2	2	4	0.0	9	0	0	0	0	0	0
Oct 30		Dal	W	1/1	4	1	5	2.0	0	0	0	0	0	0	0
Nov 7		Chi	L	1/1	2	3	5	0.0	5	0	0	0	0	0	0
Nov 13		Arz	L	1/1	0	0	0	0.0	1	0	0	0	0	0	0
Nov 20	at	NYG	W	1/1	1	1	2	1.0	6	0	0	0	0	1	0
Nov 27		NE													
Dec 1	at	Sea													
Dec 11	at	Mia													
Dec 18		NYJ													
Dec 24	at	Dal													
Jan 1		Was													
Totals				10/10	24	16	40	10.0	36	0	0	0	0	3	0

CAREER HIGHLIGHTS

- Since the start of the 2010 season, Babin ranks third in the NFL with 21.5 sacks
- Earned his first trip to the Pro Bowl in 2010 after amassing career highs in tackles (93), sacks (12.5) and forced fumbles (2)

MOST SACKS SINCE 2010

Player	Sacks
DeMarcus Ware	29.5
Jared Allen	24.5
Jason Babin	**23.5**
Tamba Hali	20.5
Cameron Wake	19.5



2011 NFL SACKS LEADERS

DeMarcus Ware, DAL	14.0
Jared Allen, MIN	13.5
Jason Pierre-Paul, NYG	10.5
Jason Babin, PHI	10.0
Von Miller, DEN	9.5

2011 HIGHLIGHTS

- Leads the team in sacks (10), hurries (36) and forced fumbles (3)
- Stripped the ball away Eli Manning for his 10th sack of the season at NYG (11/20). The ball was recovered by Derek Landri and thwarted a potential game-tying drive by the Giants in the waning moments of the game
- Was named to PFW's Midseason All-Pro team, after ranking fourth in the NFL and leading the team with 9.0 sacks and 29 hurries through the first eight games of the season
- Dropped Cowboys QB Tony Romo twice vs. Dal (10/30), marking his ninth-career multi-sack game and his third this season
- Amassed a career-high 3.0 sacks of Alex Smith vs. SF (10/2), while also contributing six hurries and a forced fumble, marking the first time he has ever had a four-game sack streak
- Took down Eli Manning vs. NYG (9/25), combining with DE Trent Cole and DT Cullen Jenkins to become the first trio of Eagles players ever to each have a sack in three straight games
- Sacked Matt Ryan for his third of the season at Atl. (9/18)
- Registered two sacks and two hurries of Rams QB Sam Bradford in the season-opening game at StL (9/11)

JASON BABIN

PERSONAL

- Jason has been training for an opportunity to play in the NFL since his teenage years in Paw Paw, MI, where the police used to get complaints from people in his neighborhood about someone running down the street with a stolen tire. However, they soon found out that it was just Jason doing his nightly run, dragging a truck tire attached to his waist with a logging chain. "I did all that stuff. Still do."
- Has been very involved in the Paw Paw Rocket Football League over the course of his career. PPRF is a non-profit football organization located in Paw Paw, MI, that provides children with the opportunity to become involved in community football. Despite the fact that Jason resides in Texas during the offseason, he and his father continue to help raise money for the organization and are still involved in many projects.
- Plans to concentrate on real estate development when his playing days are over
- Jason and his wife, Sara, have two sons, Maddux Bo and Talan Davis
- Was the first player in Western Michigan history to go in the first round of the draft
- Was a first-team All-Kalamazoo Valley Association selection as a senior at Paw Paw HS. Also was a two-time defensive MVP.
- Missed his senior season with a broken leg
- Also lettered in wrestling and won a state title
- Majored in criminal justice
- Full name: Jason Thomas Babin

BABIN'S CAREER STATISTICS

			TACKLES					INTERCEPTIONS							
Year	Team	GP/GS	Tot	Solo	Ast	Sacks	Yds	Int	Yds	Lg	TD	KD	FF	FR	Yds
2004	Hou.	16/16	76	51	25	4.0	19.0	0	0	0	0	1	0	2	22
2005	Hou.	12/3	45	29	16	4.0	27.0	0	0	0	0	1	2	0	0
2006	Hou.	15/3	25	19	6	5.0	39.0	0	0	0	0	0	0	0	0
2007	Sea.	2/0	0	0	0	0.0	0.0	0	0	0	0	0	0	0	0
2008	Sea.	2/0	1	1	0	0.0	0.0	0	0	0	0	0	0	0	0
	KC	7/4	30	29	1	2.0	6.0	0	0	0	0	0	0	0	0
	Totals	*9/4*	*31*	*30*	*1*	*2.0*	*6.0*	*0*	*0*	*0*	*0*	*0*	*0*	*0*	*0*
2009	Phil.	12/0	20	13	7	2.5	19.0	0	0	0	0	0	0	0	0
2010	Ten.	16/16	93	56	37	12.5	69.5	0	0	0	0	0	2	0	0
2011	Phil.	10/10	40	24	16	10.0	51.0	0	0	0	0	0	3	0	0
TOTALS		**92/52**	**330**	**222**	**108**	**40.0**	**230.5**	**0**	**0**	**0**	**0**	**2**	**7**	**2**	**22**
PLAYOFFS															
2007	Sea.	0/0	0	0	0	0.0	0	0	0	0	0	0	0	0	0
2009	Phil.	1/0	1	0	1	0.0	0	0	0	0	0	0	0	0	0
TOTALS		**1/0**	**1**	**0**	**1**	**0.0**	**0**	**0**	**0**	**0**	**0**	**0**	**0**	**0**	**0**

ADDITIONAL CAREER STATISTICS
SPECIAL TEAMS TACKLES: (3) - 2009 (1), 2006 (1) , 2004 (1)
FUMBLES/LOST: (1/1) - 2009 (1/1)

MULTI-SACK GAMES (9)

Sacks	Date	Opponent
3.0	10/2/11	vs. SF
2.0	10/30/11	vs. Dal.
2.0	9/11/11	at StL
2.0	12/19/10	vs. Hou.
2.0	10/10/10	at Dal.
2.0	11/12/06	at Jax.
2.0	1/1/06	at SF
2.0	12/18/05	vs. Arz.
1.5	9/19/10	vs. Den.

CAREER HIGHS

Tackles	13	(1/1/06 at SF)
Sacks	3.0	(10/2/11 vs. SF)
FFs	1	(7x- 11/20/11 at NYG)
FRs	1	(2x - 12/26/04 at Jax.)

RONNIE BROWN 34

RUNNING BACK

6-0, 230	Born 12/12/81 in Cartersville, GA
Auburn	Cartersville HS, Cartersville, GA
7th year	Acquired - FA 2011

The Eagles signed playmaking veteran running back Ronnie Brown on 8/2/11. A versatile player with an all-around skill set, Brown is a former first round draft choice (second selection overall) of the Miami Dolphins in 2005. He amassed 4,815 rushing yards and 36 touchdowns in his time with the Dolphins, earning one Pro Bowl berth following the 2008 season.

CAREER HIGHLIGHTS

- Amassed 4,815 rushing yards and 36 touchdowns in his six years in Miami. Also posted 184 receptions for 1,491 yards and two touchdowns
- Finished his career in Miami ranked third on the Dolphins all-time rushing yards list behind Larry Csonka (6,737) and Ricky Williams (6,436) and is tied with Csonka for the 2nd most 100-yard rushing games in team history with 15
- His 36 total touchdowns with the Dolphins ranked him third on the franchise's all-time list behind Csonka (53) and Williams (48)
- In the 34 regular season games he ran out of the "Wildcat formation" while with Miami, rushed for 696 yards on 138 attempts (5.0 average) and eight touchdowns. In addition, has also thrown for two touchdowns out of the Wildcat
- Was voted to the Pro Bowl in 2008 after rushing 214 times for 916 yards and a career-high 10 touchdowns, while grabbing 33 receptions
- Named the Dolphins recipient of the Ed Block Courage Award in 2008 after he valiantly rebounded from a torn ACL injury during the 2007 campaign
- Logged a career-high 1,008 rushing yards in 2006 after leading the Dolphins with 907 yards rushing as a rookie in 2005

2011 HIGHLIGHTS

- Scored his first touchdown of the season on a 4-yard run vs. Chi. (11/7)

BIRDSEED

- Also a star on the baseball field, was drafted by the Seattle Mariners in 2000 following his senior season in high school
- Enjoys working with children and has spoken to kids at the Broward County Juvenile Center and participated in events benefiting the Boys and Girls Club of Broward
- Was part of the Dolphins' "All-Community Team," in which he donated a block of tickets for every home game to kids from the Most Valuable Reader Program
- Attended Cartersville High School, where he was named the top running back in Georgia by *Super Prep* and the state Class 2A player of the year as a senior
- Participated in the Miami Dolphins Foundation's annual fishing tournament
- Took part in the Dolphins annual Thanksgiving meal giveaway, Holiday Toy giveaway and events honoring the Wounded Warriors Project, purchased and gave away Thanksgiving meals and Holiday toys
- Served as a spokesperson for the Dolphins' Most Valuable Reader program, a component of the team's summer reading program
- **Favorite movie:** *Life*, **Favorite artist:** *T.I.*, **Favorite athlete growing up:** Barry Sanders

2011 GAME-BY-GAME STATISTICS

					RUSHING					RECEIVING					
Date		Opp.	W/L	P/S	Att	Yd	Avg	Lg	TD	No	Yd	Avg	Lg	TD	TYS
Sep 11	at	StL	W	1/0	4	7	1.8	8	0	0	0	0.0	0	0	7
Sep 18	at	Atl	L	1/0	3	10	3.3	11	0	0	0	0.0	0	0	10
Sep 25		NYG	L	1/0	3	6	2.0	3	0	0	0	0.0	0	0	6
Oct 2		SF	L	1/0	3	15	5.0	15	0	0	0	0.0	0	0	15
Oct 9	at	Buf	L	1/0	0	0	0.0	0	0	0	0	0.0	0	0	0
Oct 16	at	Was	W	1/0	0	0	0.0	0	0	0	0	0.0	0	0	0
Oct 30		Dal	W	1/0	1	4	4.0	4	0	0	0	0.0	0	0	4
Nov 7		Chi	L	1/0	1	4	4.0	4t	1	0	0	0.0	0	0	4
Nov 13		Arz	L	1/0	1	4	4.0	4	0	0	0	0.0	0	0	4
Nov 20	at	NYG	W	1/0	1	6	6.0	6	0	0	0	0.0	0	0	6
Nov 27		NE													
Dec 1	at	Sea													
Dec 11	at	Mia													
Dec 18		NYJ													
Dec 24	at	Dal													
Jan 1		Was													
Totals				10/0	17	56	3.3	15	1	0	0	0.0	0	0	56

RONNIE BROWN

BROWN'S CAREER STATISTICS

			RUSHING					RECEIVING					PASSING							
Year	Team	GP/GS	Att	Yds	Avg	Lg	TD	No	Yds	Avg	Lg	TD	Att	Cmp	Pct	Yds	TD	INT	Sk/Yds	Rat
2005	Mia.	15/14	207	907	4.4	65T	4	32	232	7.3	38	1	0	0	0.0	0	0	0	0/0	0.0
2006	Mia	13/12	241	1008	4.2	47	5	33	276	8.4	24	0	1	0	0.0	0	0	0	0/0	39.6
2007	Mia.	7/7	119	602	5.1	60	4	39	389	10.0	43	1	0	0	0.0	0	0	0	0/0	0.0
2008	Mia.	16/13	214	916	4.3	62T	10	33	254	7.7	39	0	3	2	66.7	41	1	0	1/8	149.3
2009	Mia.	9/9	147	648	4.4	45	8	14	98	7.0	27	0	6	2	33.3	22	1	0	1/9	84.7
2010	Mia.	16/16	200	734	3.7	51	5	33	242	7.3	24	0	2	0	0.0	0	0	0	0/0	39.6
2011	Phil.	10/0	17	56	3.3	15	1	0	0	0.0	0	0	0	0	0.0	0	0	0	0/0	0.0
Totals		**86/71**	**1145**	**4871**	**4.3**	**65T**	**37**	**184**	**1491**	**8.1**	**43**	**2**	**12**	**4**	**33.3**	**63**	**2**	**0**	**2/17**	**91.3**
PLAYOFFS																				
2009	Mia.	1/1	12	19	1.6	6	0	6	43	7.2	23	1	0	0	0.0	0	0	0	0/0	0.0
TOTALS		**1/1**	**17**	**19**	**1.6**	**6**	**0**	**6**	**43**	**7.2**	**23**	**1**	**0**	**0**	**0.0**	**0**	**0**	**0**	**0/0**	**0.0**

ADDITIONAL STATISTICS:
FUMBLES/LOST: (14/11) - 2005 (4/4), 2006 (4/2), 2007 (0/0), 2008 (1/1), 2009 (1/1), 2010 (3/2), 2011 (1/1)
2-POINT CONVERSIONS: (1) - 2007 (1)
KICKOFF RETURNS: 2010 - (1-25-25lg)

CAREER HIGHS

Rush atts	**29**	(11/5/06 at Chi)	Recepts	**9**	(10/14/07 at Cle.)	Touches	**31**	(11/5/06 at Chi.)
Rush yds	**157**	(11/5/06 at Chi)	Rec. yds	**99**	(9/23/07 at NYJ)	Scrim yds	**211**	(9/23/07 at NYJ)
Rush Lg	**65T**	(10/21/05 vs KC)	Rec. Lg	**43**	(9/23/07 at NYJ)	Scrim TDs	**4**	(9/21/08 at NE)
Rush TDs	**4**	(9/21/08 at NE)	Rec. TDs	**1**	(2x - 9/23/07 at NYJ)			

100-YARD RUSHING GAMES (15)

Yards	Date	Opponent	Att.	TDs
157	11/05/06	at Chi (W)	29	0
136	09/21/09	vs Ind (L)	24	2
134	09/30/07	vs Oak (L)	15	1
132	09/25/05	vs Car (W)	23	1
127	10/15/06	at NYJ (L)	22	1
125	10/05/08	vs SD (W)	24	1
115	12/31/06	at Ind (L)	21	0
115	10/04/09	vs Buf (W)	20	2
114	10/07/07	at Hou (L)	23	1
113	09/21/08	at NE (W)	17	4
112	09/23/07	at NYJ (L)	23	2
110	12/25/06	vs NYJ (L)	18	0
106	10/30/05	at NO (W)	23	0
101	10/14/07	at Cle (L)	19	0
101	11/16/08	vs Oak (W)	16	0

BRENT CELEK 87

TIGHT END

6-4, 255	Born 1/25/85 in Cincinnati, OH
Cincinnati	LaSalle HS, Cincinnati, OH
5th year	Acquired - D5b-07 (162nd overall)

A fifth-round draft choice in 2007, Brent Celek (pronounced SELL-ick) is armed with a unique toughness and relentless work ethic. A big, reliable target over the middle, Celek earned a six-year contract extension on 12/1/09 that will keep him in Philadelphia through 2016.

CAREER HIGHLIGHTS

- Celek (24 years old), Jeremy Maclin (21) and DeSean Jackson (23) became the first trio of teammates age 24-years-old-or-younger in NFL history to each post 50+ catches, 750+ yards and 4+ touchdowns in a season in 2009. Additionally, he and Jackson became the first duo in team history to compile 900+ receiving yards in the same season
- Set a franchise playoff record with 10 catches, (83 yards and two TDs) in the NFC Championship game on 1/18/09 at Arz. His two TD receptions tied a team postseason record (Chad Lewis, Fred Barnett, Harold Carmichael)

EAGLES ALL-TIME SINGLE-SEASON RECORDS • TIGHT ENDS

Player	TDs	Player	Rec.	Player	Yds.
Pete Retzlaff, 1965	10	Keith Jackson, 1988	81	Retzlaff,1965	1,190
Brent Celek, 2009	**8**	**Brent Celek, 2009**	**76**	**Celek, 2009**	**971**
Pete Retzlaff, 1961	8	Chad Lewis, 2000	69	Retzlaff,1961	895
Pete Retzlaff, 1964	8	Pete Retzlaff, 1965	66	Jackson,1988	869

2011 HIGHLIGHTS

- Led the team with 7 catches for 60 yards for the second straight week vs. Chi. (11/7). It was the second time in his career he has posted two consecutive games with 7-or-more receptions
- Caught a team-high 7 passes for 94 yards and a score vs. Dal. (10/30)
- Scored his first touchdown of the season on a third-down conversion after taking a screen pass from Michael Vick and running seven yards into the endzone at Was. (10/16)

BIRDSEED

- Brent teamed up with the Miracle League of Northampton, a baseball/softball league for special needs children, in an effort to build Miracle Field, a safe, smooth baseball surface for kids in wheelchairs. For more information about Miracle Field, visit www.miracleleaguenhpa.org.
- Celek, who was not invited to the NFL scouting combine as a senior in 2007 and was then drafted in the fifth round, admits that those snubs have been a huge motivating force for him. Said Celek: "It ticked me off, to be honest.I thought I would be drafted higher, but it just lit a fire under me that I will always carry.

BRENT AND "THE BUS"

Known for routinely taking on multiple defenders to gain an extra yard, Celek says he tries to model that particular part of his game after one of the all-time great running backs. "I grew up watching Jerome Bettis and loved the way he played. He was a beast, the first guy never took him down. When I have the ball in my hands, I try to be like him. That's my mindset."

In 2009, Celek became the first Eagle tight end to notch back-to-back 100-yard receiving games since Pete Retzlaff in 1965

- Had dinner with Jim Cramer, host of "Mad Money" on *CNBC* and long-time Eagles fan, during the 2009 offseason. The two met to discuss finance and football. "We went to a barbeque place in New York called Blue Smoke. We talked about finance and the market, then we talked about football. It was fun, he invited me back up there to sit in and watch the show."
- Acquired his desire to invest and research business ventures during his college classes at Cincinnati. "I would often get bored in class and sometimes just log onto the internet during class to research companies and learn as much as I could."
- Works with his cousin, Josh Randell, to broker deals between companies importing and exporting a variety of products from China, including bamboo flooring, plastics, molds, and chemicals. "Every time we get a big deal done, it's a big rush. Not as big as a football game, but it's up there. It's a very competitive venture."

FOR CELEK, THE ONLY WORK IS HARD WORK

Known for his relentless work ethic, Brent Celek has the distinct reputation of being the first one in to the NovaCare Complex every day, and the last one to leave.

Mark Staten, who was Celek's tight ends coach at Cincinnati and is currently coaching at Michigan State, claims that his former player has always been that way. Said Staten: "He is one of the hardest working, if not the hardest working player that I have enjoyed coaching. From the time I met him as a freshman when he got to Cincinnati, he wanted to be the best tight end. He wanted to play in the NFL and he wanted to be the best tight end in the NFL. As a young 19-year-old, that was his goal."

When asked if there was a specific moment when he knew Celek would turn into something special, Staten recalls a funny story. "When he took all my NFL tight end tape and I couldn't find it any more. I let him borrow it, he studied it on his own and I never got it back. We had some film with Shannon Sharpe doing some things. I remember he really dove into that. That's the thing about Brent - he's just a guy that wants to be the best. His work ethic, his intelligence, the way he goes about the game of football. He wants the information."

Staten on what he admires the most about Celek: "He has taken words of wisdom and lived by them and applied them to his life. He's outstanding – first one in, last one to leave – and people gravitate to him because he's got a good sense of humor. He'll throw the verbals out there to get guys going, but it's by the way he does things is how he leads. He's not going to fall down if he can gain two more yards. He's not going to avoid a collision if he can get another yard. That's something special about him."

BRENT CELEK

PERSONAL

- His parents, Steve and Debbie, own three hair salon and spas in Cincinnati named *Paragon Salon*
- Has two younger brothers, Garrett, a junior tight end at Michigan State, and Tyler. Also has two younger sisters, Stephanie and Mackenzie
- Grew up a fan of the Cincinnati Bengals as his family owned 10 season tickets. His favorite Bengal of all time is Boomer Esiason. Also enjoyed watching Notre Dame football
- Hobbies include reading murder mysteries and books regarding the stock market, as well as playing tennis, golf and basketball
- Researches companies as a hobby in hopes of one day investing in them. Reads the *Wall Street Journal* every day with an online subscription, as well as many other websites. "I try to focus on companies I know and use in everyday life."

TAKE FLIGHT FOUNDATION

Celek founded his Take Flight Foundation in the 2010 offseason. The organization's mission is to provide opportunities, support and resources to children and families in need throughout Greater Philadelphia. For more information on Celek's Take Flight Foundation, please log on to www.brentcelek.org

- **Favorite moment in sports:** "The day I got drafted. I was at my parents' house and I got the call from Coach Reid. I just remember jumping up and down and being so pumped up. It was a great feeling."
- **Talent he'd most like to have:** "The ability to play the piano."
- **On his bucket list off the field:** "Driving in a NASCAR race."
- **Most played artists on his iPod:** *Phoenix* and *Passion Pit*
- His first job was in his uncle's motorcycle shop as a janitor
- For more information on Brent, please log on to facebook.com/brentcelek or twitter.com/brentcelek
- **Favorite meal:** spaghetti and meatballs; **Favorite car:** Lexus; **Favorite movie:** *Shawshank Redemption*; **Favorite TV show:** *Lost*; **Favorite quote:** "Setback is a setup for a comeback." **Favorite place to visit:** Torch Lake, MI
- A two-time all-district and all-league selection at LaSalle HS. Also lettered in track (shotput and discus)
- Full name: Brent Steven Celek

2011 GAME-BY-GAME

Date		Opp.	W/L	P/S	No	Yds	Avg	Lg	TD
Sep 11	at	StL	W	1/1	1	13	13.0	13	0
Sep 18	at	Atl	L	1/1	4	43	10.8	24	0
Sep 25		NYG	L	1/1	2	9	4.5	6	0
Oct 2		SF	L	1/1	1	2	2.0	2	0
Oct 9	at	Buf	L	1/1	1	6	6.0	6	0
Oct 16	at	Was	W	1/1	4	42	10.5	21	1
Oct 30		Dal	W	1/1	7	94	13.4	22	1
Nov 7		Chi	L	1/1	7	60	8.6	21	0
Nov 13		Arz	L	1/1	4	53	13.3	20	0
Nov 20	at	NYG	W	1/1	6	60	10.0	18	0
Nov 27		NE							
Dec 1	at	Sea							
Dec 11	at	Mia							
Dec 18		NYJ							
Dec 24	at	Dal							
Jan 1		Was							
Totals				10/10	37	382	10.3	24	2

CELEK'S CAREER STATISTICS

Year	Team	GP/GS	No	Yds	Avg	Lg	TD
2007	Phil.	16/4	16	178	11.1	29	1
2008	Phil.	16/7	27	318	11.8	44	1
2009	Phil	16/15	76	971	12.8	47T	8
2010	Phil.	16/15	42	511	12.2	65T	4
2011	Phil.	10/10	37	382	10.3	24	2
TOTALS		74/51	198	2360	11.9	65T	16
PLAYOFFS							
2008	Phil.	3/3	19	151	7.9	31T	3
2009	Phil.	1/1	3	59	19.7	26	0
2010	Phil.	1/1	2	25	12.5	16	0
TOTALS		5/5	24	235	9.8	31T	3

CAREER HIGHS

Receptions	10	(12/28/10 vs. Min.)
	10	(1/18/09 at Arz., NFC-C)
Yards	131	(11/2/08 at Sea.)
Long	65T	(12/19/10 at NYG)
TDs	2	(1/18/09 at Arz., NFC-C)
	1	(16x - 10/30/11 vs. Dal.)

100-YARD RECEIVING GAMES (4)

Yards	Date	Opponent	Rec.	TDs
131	11/2/08	at Sea (W)	6	0
121	12/27/09	vs. Den (W)	4	1
104	9/27/09	vs. KC (W)	8	1
104	9/20/09	vs. NO (L)	8	0

JAMAR CHANEY 51

LINEBACKER

6-0, 242
Mississippi St.
2nd year

Born 10/11/86 in Fort Pierce, FL
St. Lucie West Centennial HS, St. Lucie West, FL
Acquired - D7a-10 (220th overall)

A speedy and athletic linebacker, Jamar Chaney has started in every game in 2011, shifting back to the MLB spot in week 3. He earned significant playing time at that position in his rookie campaign after Stewart Bradley suffered a dislocated elbow in the latter part of the 2010 season. A seventh round draft choice of the Eagles in 2010 out of Mississippi State, the two-time second-team All-SEC recipient racked up 288 tackles, 4.5 sacks and two interceptions in his collegiate career.

2011 HIGHLIGHTS

- Leads the team in tackles (76) and ranks 2nd in knockdowns (9)
- Hauled in an interception of Giants QB Eli Manning at NYG (11/20)
- Notched his first career sack, bringing down Cardinals QB John Skelton for a 9-yard loss vs. Ari. (11/13)
- Picked off Bills QB Ryan Fitzpatrick at Buf. (10/9) for his first career interception

BIRDSEED

- Biggest influence on his life growing up was his mother, Alice. "She was a huge influence on me because of how hard she worked for us," remembers Chaney, who is one of seven children in the family. "She worked two to three jobs at a time while taking care of her kids. I know things were tough on her, but just seeing her not give up made me go after my dreams."

PERSONAL

- Set his high school career record with 31 quarterback sacks for head coach Jim O'Neal at West Centennial High School in St. Lucie West, FL
- Earned Class AAAA third-team, all-state honors following his senior year. Also excelled as a tight end, with three career touchdown receptions
- Also played basketball at the high school level
- Would be coaching high school football if he was not playing professionally. "I would just like to get the kids while they're young and help those who grow up in single-parent homes."
- Started playing football at the age of eight and participated in Pop Warner leagues all the way up to high school since Florida did not have middle school football
- **Best character trait:** "My leadership. I don't want to follow behind anyone. I want to do something because I want to do it. I would like to be known as a leader both on and off the field."
- Grew up a fan of Ray Lewis and the Baltimore Ravens and Warren Sapp and the Tampa Bay Buccaneers. Currently enjoys watching Patrick Willis and Chris Johnson
- **Favorite moment in sports:** When Mississippi State defeated Central Florida, 10-3, in the 2007 AutoZone Liberty Bowl. "It was the first time in a while that our school made it to a bowl game. It was the turning point for our program and we were headed in the right direction."
- **On his bucket list:** "Get married, have a Godly family and raise my children the way they're supposed to be raised."
- **Favorites: Meal -** Hot wings; **Book -** Tony Dungy's *Uncommon* and *Quiet Strength*; **Car -** Bently Coupe; **Movies -** *Remember the Titans*, *The Express*; **TV Show -** *House of Pain*; **Musical Artists -** Rick Ross, Young Jeezy, Drake
- Lives by the motto, "You're either getting better or worse every day, so make sure you're getting better."
- Son of Gary and Alice Chaney. Gary works for the city and at a clothing store called "Men's Rags" and Alice is a home health aid
- Has two brothers, Gary and Dary, and four sisters, Tennille, Jalisa, Breanna and Shaquita
- Majored in fitness management
- Born Jamar Antwon Chaney

CAREER HIGHS

Tackles	16	(12/19/10 at NYG)
INTs	1	(2x - 11/20/11 at NYG)
Sacks	1.0	(11/13/11 vs. Ari.)

2011 GAME-BY-GAME STATISTICS

Date		Opp	W/L	P/S	S	A	T	Sac	Hur	Int	Yds	Lg	KD	FF	FR
Sep 11	at	StL	W	1/1	6	1	7	0.0	0	0	0	0	2	0	0
Sep 18	at	Atl	L	1/1	7	2	9	0.0	0	0	0	0	0	0	0
Sep 25		NYG	L	1/1	3	3	6	0.0	0	0	0	0	0	0	0
Oct 2		SF	L	1/1	7	3	10	0.0	0	0	0	0	0	0	0
Oct 9	at	Buf	L	1/1	6	2	8	0.0	0	1	10	10	1	0	0
Oct 16	at	Was	W	1/1	4	2	6	0.0	0	0	0	0	1	0	0
Oct 30		Dal	W	1/1	7	0	7	0.0	0	0	0	0	2	0	0
Nov 7		Chi	L	1/1	8	2	10	0.0	0	0	0	0	0	0	0
Nov 13		Arz	L	1/1	7	1	8	1.0	0	0	0	0	1	0	0
Nov 20	at	NYG	W	1/1	5	0	5	0.0	0	1	14	14	2	0	0
Nov 27		NE													
Dec 1	at	Sea													
Dec 11	at	Mia													
Dec 18		NYJ													
Dec 24	at	Dal													
Jan 1		Was													
Totals				10/10	60	16	76	1.0	0	2	24	14	9	0	0

CHANEY'S CAREER STATISTICS

			TACKLES					INTERCEPTIONS								
Year	Team	GP/GS	Tot	Solo	Ast	Sacks	Yds	Int	Yds	Lg	TD	KD	FF	FR	Yds	STT
2010	Phil.	14/2	36	26	10	0.0	0	0	0	0	0	1	1	0	0	11
2011	Phil.	10/10	76	60	16	1.0	9	2	24	14	0	9	0	0	0	0
TOTALS		24/12	112	86	26	1.0	9	2	24	14	0	10	1	0	0	11
PLAYOFFS																
2010	Phil.	1/1	11	9	2	0.0	0	0	0	0	0	0	1	0	0	0
TOTALS		1/1	11	9	2	0.0	0	0	0	0	0	0	1	0	0	0



KEENAN CLAYTON 57

LINEBACKER

6-1, 229	Born 6/19/87 in Sulphur Springs, TX
Oklahoma	Sulphur Springs HS, Sulphur Springs, TX
2nd year	Acquired - D4b-10 (121st overall)

A fourth round draft choice of the Eagles in 2010 out of Oklahoma, Keenan Clayton has served a key role on special teams and added depth to the linebacking corps since joining the team. The speedy linebacker earned All-Big 12 Conference honorable mention accolades as a senior after recording 75 tackles, two interceptions, two forced fumbles and 1.5 sacks.

BIRDSEED

- Would like to start a charity for one of his close friends who was involved in a tragic car accident. "A while back, one of my friends was in a bad car wreck which left him paralyzed from the waist down. I hope to start a charity one day which will help with his expenses."
- Did not start playing football until his baseball coach recommended that his father sign him up for pee-wee football. "I remember my baseball coach coming up to me and saying, 'You're fast enough. You should think about playing football.'" Coincidentally, his baseball coach picked him up in football the following year

PERSONAL

- Compiled 120 tackles and four interceptions in his senior campaign at Sulphur Springs HS. Also saw time at running back
- Was rated the No. 12 safety in the country by *ESPN.com* coming out of high school
- Clocked a 4.52 in the 40-yard dash while at Oklahoma
- Claims his greatest loves besides football are family and fishing. On how long he has been fishing, Clayton said, "Ever since my grandad taught me how to throw a rod and reel. I would say about five or six years old."
- **What he loves most about football:** "I love the competition. You can change the game at any point in time, individually. Also, there are ten guys counting on you, just like you need to count on them."
- **Talent he would most like to have:** "Speed like Usain Bolt."
- If he was not playing football, baseball would be his second calling, says Clayton. He was a centerfielder and shortstop while attending Sulphur Springs HS
- Grew up a fan of Michael Jordan and the Chicago Bulls. Also enjoys watching baseball and track
- Is an avid Air Jordan and Nike shoe collector and says that his favorite shoe is the Air Jordan 11's
- **Favorites: Meal -** His grandmother's fried chicken; **Car -** Anything old with power; **Movie -** *All About the Benjamins*; **TV Show -** *The Boondocks*; **Musical Artists -** Lil Wayne and Young Money, Young Jeezy, Pimp C, Slim Thug
- Favorite quote is the phrase "Chillin' on it." "Every time my financial advisor calls and asks what I'm doing, I always say, 'Chillin' on it.' I say it so much that it comes to the point where people just call me to hear me say that."
- Son of Quon Clayton. His father works for Sulphur Springs Livestock, a cattle business
- The biggest influences on his life growing up were his grandparents and his father. "I saw how hard they worked to give me what I want. I hope I'm able to financially support them one day so that I don't have to see them work forever."
- Before every game, he speaks to his grandfather through prayer
- Has three siblings, two sisters and one brother
- Majored in human relations

2011 GAME-BY-GAME STATISTICS

Date		Opp	W/L	P/S	S	A	T	Sac	Hur	Int	Yds	Lg	KD	FF	FR
Sep 11	at	StL	W	1/0	0	0	0	0.0	0	0	0	0	0	0	0
Sep 18	at	Atl	L	1/0	0	0	0	0.0	0	0	0	0	0	0	0
Sep 25		NYG	L	1/0	0	1	1	0.0	0	0	0	0	0	0	0
Oct 2		SF	L	1/0	0	0	0	0.0	0	0	0	0	0	0	0
Oct 9	at	Buf	L	1/0	0	0	0	0.0	0	0	0	0	0	0	0
Oct 16	at	Was	W	0/0					INACTIVE						
Oct 30		Dal	W	0/0					INACTIVE						
Nov 7		Chi	L	1/0	0	0	0	0.0	0	0	0	0	0	0	0
Nov 13		Arz	L	1/0	0	0	0	0.0	0	0	0	0	0	0	0
Nov 20	at	NYG	W	1/0	2	1	3	0.0	0	0	0	0	0	0	0
Nov 27		NE													
Dec 1	at	Sea													
Dec 11	at	Mia													
Dec 18		NYJ													
Dec 24	at	Dal													
Jan 1		Was													
Totals				**8/0**	**2**	**2**	**4**	**0.0**	**0**	**0**	**0**	**0**	**0**	**0**	**0**

CAREER HIGHS

Tackles	**8**	(1/2/11 vs. Dal.)
Sacks	**1.0**	(1/9/11 vs. GB, NFC-W)

CLAYTON'S CAREER STATISTICS

			TACKLES					INTERCEPTIONS								
Year	Team	GP/GS	Tot	Solo	Ast	Sacks	Yds	Int	Yds	Lg	TD	KD	FF	FR	Yds	STT
2010	Phil.	7/1	11	7	4	0.0	0	0	0	0	0	1	1	0	0	11
2011	Phil.	8/0	4	2	2	0.0	0	0	0	0	0	0	0	0	0	4
TOTALS		**15/1**	**15**	**9**	**6**	**0.0**	**0**	**0**	**0**	**0**	**0**	**1**	**1**	**0**	**0**	**15**
PLAYOFFS																
2010	Phil.	1/0	1	1	0	1.0	8.0	0	0	0	0	0	0	0	0	0
TOTALS		**1/0**	**1**	**1**	**0**	**1.0**	**8.0**	**0**	**0**	**0**	**0**	**0**	**0**	**0**	**0**	**0**

TRENT COLE 58

DEFENSIVE END

6-3, 270	Born 10/5/82 in Xenia, OH
Cincinnati	Xenia HS, Xenia, OH
7th year	Acquired - D5a-05 (146th overall)

An avid hunter off the field, Trent Cole tracks down QBs with as much skill and determination as he takes to the woods. A two-time Pro Bowler, Cole receives a great deal of attention from opposing offenses, yet he is still effective at pressuring QBs and stuffing the run. Cole was signed to a five-year contract extension in 2006 that will keep him in Philadelphia through 2013.

CAREER HIGHLIGHTS

- Earned Pro Bowl honors following the 2007 and 2009 seasons. Also garnered Associated Press second-team All Pro honors in 2009
- His 15 career multi-sack games rank 3rd place in Eagles history behind Reggie White (38) and Clyde Simmons (21)
- With 62.0 career sacks, ranks 3rd in team history and has the highest sack total of an Eagles draft pick in his first 7 years
- Was named to *USA Today's* All-Joe team in three consecutive seasons from 2006-2008, which honors the NFL players whose work doesn't necessarily garner headlines, but is integral to the success of their football team

EAGLES ALL-TIME SACK LIST

Player	Seasons	Sacks
1. Reggie White	8	124.0
2. Clyde Simmons	8	76.5
3. Trent Cole	**7**	**62.0**
4. Hugh Douglas	6	54.5
5. Greg Brown	5	50.5

SACK LEADERS SINCE 2006

DeMarcus Ware, DAL	86.0
Jared Allen, MIN	76.5
Trent Cole, PHI	**57.0**
Julius Peppers, CHI	54.5
Mario Williams, HOU	53.0
Robert Mathis, IND	53.0
John Abraham, ATL	53.0

BIRDSEED

- Trent enjoys spending time on his farm in Ohio and says it's his favorite place to vacation every year. "I have it all there. I can relax, farm and fish. I can't think of any other place I'd rather be in my free time."
- **Favorite thing about playing football:** Dancing after a sack
- **Unique pregame ritual:** "I have to shave all the hair off my head the night before a game."

INJURY REPORT

- Was inactive at Was. (10/16) and at Buf. (10/9) with a calf strain suffered in the 4th quarter vs. SF (10/2)

COLE OUTDOORS

Trent owns and operates *Cole Outdoor Productions*, a hunting video production company that he formed with some of his closest hunting buddies. The videos are geared towards hunting enthusiasts and work to bring the reality back into the hunting video world. Cole also hosts a show called *Blitz TV* with several of his friends. Said Cole: "The purpose of this show is to display my passion for the outdoors and bring the reality of the outdoors into people's homes. It's also a good opportunity to see a professional athlete's life with friends and family both on and off the field." *Blitz TV* airs on Thursdays at 9:30 pm, Fridays at 6:00 pm and Saturdays at 8:30 am on the Pursuit Channel on DirecTV (608) and Dish Network (204).

Please log onto ColeOutdoors.com for more info about Trent's life, show and company.

QUOTES

- **Defensive coordinator Juan Castillo on Trent's work ethic:** "Trent, I mean, he's unbelievable. You can go into our meeting room and we have Trent up on the wall. He was a fifth round draft pick; he's one of our leaders. He's a guy that I talk about in the meetings. What we're trying to do is, we have a philosophy, we have a plan that if you work hard, and outwork your opponents, that you're going to be successful, that you work on your fundamentals every day. Really, that's what Trent has done. He's a model of what we want our guys to do here, to work and train, and do the right things."
- **Reid on Cole's intensity:** "It's hard to get Trent out of the game. You look at the first play and the last play and you can't tell the difference... he has that motor where it's just the first and the last play, they are relentless."
- **Cole on why he plays with such a high motor:** "That's the only way I know how to play, I can't see doing it any other way. If I know I can get to the quarterback, I'm going to try and find a way to do it. I don't care what it takes, I'm going to get there."

THE HUNTED - 63.5 Sacks, 36 Victims

8	Eli Manning
4	Jason Campbell
3.5	Jon Kitna
3	Drew Bledsoe, Jay Cutler, Matt Ryan, Tony Romo, Alex Smith
2.5	David Garrard
2	David Carr, Ryan Fitzpatrick, Kyle Orton
1.5	Drew Brees, Brett Favre, Vince Young
1	Brooks Bollinger, Sam Bradford, Mark Brunell, Kerry Collins, Jake Delhomme, Ken Dorsey, Joe Flacco, Brian Griese, Kelly Holcomb, Josh Johnson, Peyton Manning, J.T. O'Sullivan, Chad Pennington, Aaron Rodgers, Ben Roethlisberger, JaMarcus Russell, John Skelton, Kurt Warner, Joe Webb
0.5	Matt Cassel, Matt Hasselbeck

*Includes Playoffs

TRENT COLE

COLE'S CAREER STATISTICS

			TACKLES					INTERCEPTIONS							
Year	Team	GP/GS	Tot	Solo	Ast	Sacks	Yds	Int	Yds	Lg	TD	KD	FF	FR	Yds
2005	Phil.	15/7	55	42	13	5.0	27.0	0	0	0	0	2	1	0	0
2006	Phil.	16/14	84	48	36	8.0	61.5	1	19	19T	1	1	1	1	1
2007	Phil.	16/16	103	61	42	12.5	99.5	0	0	0	0	1	4	1	0
2008	Phil.	16/16	98	59	39	9.0	59.0	0	0	0	0	1	3	0	0
2009	Phil.	16/16	93	58	35	12.5	116.5	0	0	0	0	0	2	0	0
2010	Phil.	15/15	81	53	28	10.0	65.0	0	0	0	0	2	1	0	0
2011	Phil.	8/8	42	25	17	5.0	39.0	0	0	0	0	0	1	0	0
TOTALS		**102/92**	**556**	**346**	**210**	**62.0**	**467.5**	**1**	**19**	**19T**	**1**	**7**	**13**	**2**	**1**
PLAYOFFS															
2006	Phil.	2/2	12	10	2	0.5	3.5	0	0	0	0	0	0	0	0
2008	Phil.	3/3	19	11	8	1.0	7	0	0	0	0	1	0	0	0
2009	Phil.	1/1	4	3	1	0.0	0	0	0	0	0	0	0	0	0
2010	Phil.	1/1	6	3	3	0.0	0	0	0	0	0	0	0	0	0
TOTALS		**7/7**	**41**	**27**	**14**	**1.5**	**10.5**	**0**	**0**	**0**	**0**	**1**	**0**	**0**	**0**

ADDITIONAL CAREER STATISTICS
SPECIAL TEAMS TACKLES: (7) - 2006 (1), 2005 (6)
TOUCHDOWNS: (1) - 2006 [19-yd INT return at NYG 12/17/06 (QB Eli Manning)]
BLOCKED FIELD GOALS: (1) - 2008 [47-yd. attempt at NYG 12/7/08 (K John Carney)]

CAREER HIGHS

Tackles	**13**	(10/28/07 at Min.)
Sacks	**3.5**	(9/23/07 vs. Det.)
INTs	**1**	(12/17/06 at NYG)
INT Lg	**19T**	(12/17/06 at NYG)

2011 GAME-BY-GAME STATISTICS

Date		Opp	W/L	P/S	S	A	T	Sac	Hur	Int	Yds	Lg	KD	FF	FR
Sep 11	at	StL	W	1/1	3	3	6	1.0	3	0	0	0	0	0	0
Sep 18	at	Atl	L	1/1	6	2	8	1.0	8	0	0	0	0	0	0
Sep 25		NYG	L	1/1	6	1	7	1.0	0	0	0	0	0	0	0
Oct 2		SF	L	1/1	1	1	2	0.0	2	0	0	0	0	0	0
Oct 9	at	Buf	L	0/0				INACTIVE/CALF							
Oct 16	at	Was	W	0/0				INACTIVE/CALF							
Oct 30		Dal	W	1/1	1	2	3	1.0	2	0	0	0	0	0	0
Nov 7		Chi	L	1/1	1	3	4	0.0	2	0	0	0	0	1	0
Nov 13		Arz	L	1/1	5	2	7	1.0	6	0	0	0	0	0	0
Nov 20	at	NYG	W	1/1	2	3	5	0.0	3	0	0	0	0	0	0
Nov 27		NE													
Dec 1	at	Sea													
Dec 11	at	Mia													
Dec 18		NYJ													
Dec 24	at	Dal													
Jan 1		Was													
Totals				**8/8**	**25**	**17**	**42**	**5.0**	**26**	**0**	**0**	**0**	**0**	**1**	**0**

MULTI-SACK GAMES (15)

Sack	Opponent	Sack	Opponent
3.5	9/23/07 vs Det	2.0	10/28/07 at Min
2.0	11/28/10 at Chi	2.0	9/17/06 vs NYG
2.0	10/17/10 vs. Atl	2.0	9/10/06 at Hou
2.0	9/26/10 at Jac	2.0	11/20/05 at NYG
2.0	12/20/09 vs. SF	2.0	11/14/05 vs Dal
2.0	10/26/09 at Was	1.5	9/9/07 at GB
2.0	11/16/08 at Cin	1.5	11/19/06 vs Ten
2.0	12/9/07 vs NYG		

2011 HIGHLIGHTS

- Ranks second on the team in hurries (26), third in sacks (5) and t-3rd in tackles (42)
- Registered a sack of Cardinals QB John Skelton and recorded 6 hurries vs. Ari. (11/13)
- Forced a fumble of Bears RB Matt Forte that was recovered by teammate Mike Patterson vs. Chi. (11/7). The turnover led to an Eagles TD
- Posted a sack of QB Tony Romo vs. Dal. (10/30) in his first start since missing the previous two games with a calf injury
- With his 8th career sack of Eli Manning vs. NYG (9/25), joined teammates Jason Babin and Cullen Jenkins as the first trio of Eagles to ever register at least one sack in each of the first three games of a season
- Sacked Falcons QB Matt Ryan at Atl. (9/18) and recorded 8 tackles, 3 tackles for a loss and 8 hurries
- Notched a sack of QB Sam Bradford at StL (9/11)

KURT COLEMAN 42

SAFETY

5-11, 195	Born 7/1/88 in Clayton, OH
Ohio State	Northmont HS, Clayton, OH
2nd year	Acquired - D7c-10 (244th overall)

Kurt Coleman gained valuable experience in his rookie season as he became a starter by season's end due to an injury to fellow rookie Nate Allen. Procured by the Eagles in the 7th round in 2010 from Ohio State, Coleman was a three-year starter and team captain for the Buckeyes and earning first team All-America honors in 2009.

CAREER HIGHLIGHTS

- Returned two fumbles for a touchdown in the preseason finale vs. NYJ (9/2/10), a feat that has been accomplished just one time in NFL regular season history. Fred "Dippy" Evans of the Chicago Bears scored twice vs. Washington on November 28, 1948
- Started in place of Allen (neck) and posted his first career INT vs. Donovan McNabb at Was. (11/15/10)

EXTRA SPECIAL HAT TRICK

Coleman regained his starting role prior to a week 6 match-up with Washington and responded with a career-day as he tallied 3 INTs of Rex Grossman along with 6 tackles. "It was tough for him [to be demoted]," said Juan Castillo. "But the thing he understands is that it is special to be a starter in the NFL and he is enjoying it and taking advantage of the opportunity again." It was the 11th such occassion that an Eagle had 3+ INTs in a game and the first since 1966. Said Kurt, "It was a humbling experience [to be demoted] and God taught me a lesson ... and now that I got my opportunity, I want to make the best of it."

2011 HIGHLIGHTS

- Collected a career-high 14 tackles vs. Chi. (11/7)
- His three-interception performance at Was. (10/16) was the 11th in the history of the Eagles and the first since Joe Scarpati had 3 vs. the Giants on October 23, 1966. Also earned NFC defensive player of the week honors. Had 3 INTs in a game only one other time in his football career - as a junior in high school in 2004 vs. Springfield HS and QB Brennan Glass

2011 GAME-BY-GAME STATISTICS

Date		Opp	W/L	P/S	S	A	T	Sac	Hur	Int	Yds	Lg	KD	FF	FR
Sep 11	at	StL	W	1/1	5	0	5	0	0	0	0	0	0	0	0
Sep 18	at	Atl	L	1/1	4	6	10	0	0	0	0	0	0	0	0
Sep 25		NYG	L	1/1	0	0	0	0	0	0	0	0	0	0	0
Oct 2		SF	L	1/0	0	0	0	0	0	0	0	0	0	0	0
Oct 9	at	Buf	L	1/0	2	0	2	0	0	0	0	0	0	0	0
Oct 16	at	Was	W	1/1	3	3	6	0	0	3	24	24	1	0	0
Oct 30		Dal	W	1/1	2	0	2	0	0	0	0	0	1	0	0
Nov 7		Chi	L	1/1	12	2	14	0	1	0	0	0	0	0	0
Nov 13		Arz	L	1/1	9	2	11	0	0	0	0	0	1	0	0
Nov 20	at	NYG	W	1/1	3	4	7	0	0	0	0	0	0	0	0
Nov 27		NE													
Dec 1	at	Sea													
Dec 11	at	Mia													
Dec 18		NYJ													
Dec 24	at	Dal													
Jan 1		Was													
Totals				10/8	40	17	57	0.0	1	3	24	24	3	0	0

BIRDSEED

- "I really believe in paying it forward," said Coleman, who donated a lot of time and resources to several charities during his collegiate career. In fact, he was president of the Ohio State chapter of Uplifting Athletes, an organization geared toward fundraising efforts for rare diseases. His father's bout with breast cancer really piqued his interest in that organization. "During my freshman year of college, my father held off chemotherapy treatments just so he could attend our National Championship game against Florida. He never missed a day of school or practice while teaching physical education and coaching basketball. He's an inspirational guy and has been through a lot. I really look up to him"
- **Ron Coleman on foregoing breast cancer treatments to attend Kurt's bowl game:** "I really needed to be around Kurt and the rest of my family during that time. I would honestly say it helped me more than it helped or inspired them. [Being at that game] was paramount in my recovery. I had made up my mind right away that I was going to be at that game, no matter what."
- **Biggest influence on his football career:** "Besides my father, it was my high school defensive backs coach, Collin Abels. During my freshman year, I was a knucklehead and he just helped me get on the right path in life. We still talk once a week." ... Abels is currently a social studies teacher and defensive coordinator at Northmont High School
- **Most underrated part of playing safety:** "Communication. Good communication with the linebackers and the cornerbacks is crucial. And you have to have knowledge of the entire defense and be the quarterback of the defense"

GAME CHANGERS

Coleman overcame quite a bit of adversity on and off the field. In fact, he almost quit football for good following an April, 2006 practice in which he tackled Tyson Gentry, a scout team receiver. Gentry was paralyzed and Coleman was devastated. "I don't think I would have played again, but Tyson and his family were so supportive. They told me it wasn't my fault, that it was an accident and part of the game. That meant so much." The two remain close to this day. Later that fall, Coleman's father, Ron, was diagnosed with breast cancer. The elder Coleman, however, is cancer-free after surgery and extensive chemotherapy. "It was a rough year," recalled Coleman. "But I developed a skin that year that allowed me to deal with any situation, and I think it made me a stronger person."

KURT COLEMAN

COLEMAN'S CAREER STATISTICS

			TACKLES					INTERCEPTIONS								
Year	Team	GP/GS	Tot	Solo	Ast	Sacks	Yds	Int	Yds	Lg	TD	KD	FF	FR	Yds	STT
2010	Phil.	15/2	28	19	9	0	0	1	7	7	0	3	0	0	0	12
2011	Phil.	10/8	57	40	17	0	0	3	24	24	0	3	0	0	0	5
TOTALS		**25/10**	**85**	**59**	**26**	**0**	**0**	**4**	**31**	**24**	**0**	**6**	**0**	**0**	**0**	**17**
PLAYOFFS																
2010	Phil.	1/1	8	8	0	0	0	0	0	0	0	0	0	0	0	0

CAREER HIGHS

Tackles	**14**	(11/7/11 vs. Chi.)
INTs	**3**	(10/16/11 at Was.)
INT Lg	**24**	(10/16/11 at Was.)

PERSONAL

- Son of Heidi Williams and Ron Coleman, who was a pitcher at Wilmington College in Ohio. Ron is currently an assistant principal of Stebbins HS in Dayton, OH. His stepmother, Joanne, is a Philadelphia native. "She and her family are die-hard Eagles fans"
- Began playing football as a 6th grader for the Pee Wee Bolts in Clayton, OH, as a running back and safety. "I wore #45, Michael Jordan's jersey number during his comeback to the NBA"
- Attended Northmont HS, where he was a two-time All-Ohio selection, adding All-Midwest honors as a senior. Played both safety and wide receiver. Also lettered in baseball as a centerfielder and shortstop and earned all-conference honors as a junior. Graduated high school one semester early so he could begin college in the spring semester
- **Favorite teams/athletes growing up:** Chicago Bulls, Michael Jordan, Atlanta Braves, Brian Dawkins, and Ed Reed
- **Favorite football moment:** "Beating Michigan four times and walking off the field as Rose Bowl champs last year" ... **Coleman on the Michigan-Ohio State rivalry:** "It's every bit intense as everyone says. At Ohio State, you just learn to dislike Michigan. It's really more than just a game"

CAREER GAME-BY-GAME STATISTICS

2010 Philadelphia Eagles

Date		Opp	W/L	P/S	S	A	T	Sac	Hur	Int	Yds	Lg	KD	FF	FR
Sep 12		GB	L	1/0	1	0	1	0	0	0	0	0	0	0	0
Sep 19	at	Det	W	1/0	0	0	0	0	0	0	0	0	0	0	0
Sep 26	at	Jac	W	1/0	2	0	2	0	0	0	0	0	0	0	0
Oct 3		Was	L	1/0	0	0	0	0	0	0	0	0	0	0	0
Oct 10	at	SF	W	1/0	0	0	0	0	0	0	0	0	0	0	0
Oct 17		Atl	W	1/0	1	1	2	0	0	0	0	0	0	0	0
Oct 24	at	Ten	L	1/0	0	1	1	0	0	0	0	0	0	0	0
Nov 7		Ind	W	1/0	3	1	4	0	0	0	0	0	0	0	0
Nov 15	at	Was	W	1/1	0	4	4	0	0	1	7	7	1	0	0
Nov 21		NYG	W	1/0	0	0	0	0	0	0	0	0	0	0	0
Nov 28	at	Chi	L	1/0	0	0	0	0	0	0	0	0	0	0	0
Dec 2		Hou	W	1/0	0	0	0	0	0	0	0	0	0	0	0
Dec 12	at	Dal	W	1/0	1	1	2	0	0	0	0	0	1	0	0
Dec 19	at	NYG	W	1/0	4	0	4	0	2	0	0	0	1	0	0
Dec 28		Min	L	1/1	7	1	8	0	0	0	0	0	0	0	0
Jan 2		Dal	L	0/0				DID NOT PLAY							
Totals				**15/2**	**19**	**9**	**28**	**0**	**2**	**1**	**7**	**7**	**3**	**0**	**0**
Playoffs															
Jan 9		GB	L	1/1	8	0	8	0	0	0	0	0	0	0	0

- Hobbies include movies and music ... **Favorite movie:** *Man on Fire* ... **Favorite musical artists:** Michael Jackson and anything R&B and rap ... **Favorite TV Show:** *Curb Your Enthusiasm* ... **First job:** "Watching kids at an elementary school, making 10 bucks an hour" ... **Bucket list**: "See a couple wonders of the world, like the Pyramids in Egypt and the Great Wall of China" ... **Favorite quote:** "Have a bad day tomorrow" ... **Talent he'd most like to have:** "Singing. I love to sing, but it's not anywhere near where I want it to be"
- Follow Coleman on twitter at **k4coleman** and on Facebook at **Kurt Coleman-Official Page**
- Earned a degree in sport and leisure studies

2010 HIGHLIGHTS

- Posted a career-high 8 tackles in Wild Card game vs. GB (1/9) and vs. Min (12/28)
- Started in place of Allen (neck) and posted his first career INT vs. Donovan McNabb at Was. (11/15)
- Notched five tackles on special teams at Det. (9/19)

COLLEGE HIGHLIGHTS

- Played in 49 career games (35 starts - 25 at strong safety and ten at free safety), recording 219 tackles, nine interceptions, five forced fumbles and three sacks
- Earned first-team All-America honors from *The Sporting News* in 2009 and also garnered first-team All-Big Ten accolades. Started 12 games at strong safety, recording 68 tackles, five interceptions and three forced fumbles. Also was named the team's MVP in a vote by his teammates
- Recorded an 89-yard INT return for a touchdown vs. Wisconsin in 2009, which was the fourth-longest return in school history. In fact, his 129 INT return yards in 2009 rank as the third-best total in school history
- An All-Big Ten second-team selection in 2008, ranked third on the team with a career-high 78 tackles, 4 INTs, 1 sack and 1 FF
- Moved into the starting lineup in 2007 as a strong safety, finishing third on the team with 64 tackles. Also forced a fumble, recorded a sack and blocked a field goal on special teams
- Saw action on special teams in 2006 and as a reserve cornerback. Blocked a field goal and registered nine tackles

RILEY COOPER 14

WIDE RECEIVER

6-3, 222	Born 9/9/87 in Oklahoma City, OK
Florida	Central Catholic HS, Clearwater, FL
2nd year	Acquired - D5b-10 (159th overall)

A fifth round draft choice of the Eagles in 2010 out of Florida, Riley Cooper adds depth to the receiving corps with a nice blend of size and athleticism. A two-sport star in football and baseball, Cooper was drafted twice into Major League Baseball (in the 15th round by the Philadelphia Phillies in 2006; and in the 25th round by the Texas Rangers in 2009) but chose to pursue his career in football instead.

2011 HIGHLIGHTS

- Set career highs with 5 receptions for 75 yards and scored his first touchdown of the season at NYG (11/20), capping an 18-play 80-yard game-winning drive in the fourth quarter

PERSONAL

- Attended Central Catholic HS in Clearwater, FL, lettering in football and baseball. Earned first-team all-state honors as a wide receiver and free safety during his junior and senior seasons
- Enjoys outdoor activities including hunting and fishing. "My dad got me into fishing when I was real young. We had a small boat and we would go out on weekends when I didn't have any games."
- Was a fan of John Lynch and the Tampa Bay Buccaneers growing up. "I always looked up to John as a kid. I just liked the way he carried himself on and off the field. We had season tickets for about 15 to 20 years, so I was always watching him play." Also was a fan of the Tampa Bay Rays and the Tampa Bay Lightning
- **An underrated attribute that is needed at the wide receiver position:** "It's about route detail and the way you run those routes. You also have to study the corner, make him change direction and then make your cut."
- **Favorite moment in sports:** "I would have to say when I hit my first home run. I was about nine years old."
- Growing up, worked for his father, Larry. "We had a farm in Clearwater, so I helped out around the farm for my dad. My family would ride the horses and I was the one who had to clean up after them."
- **On his bucket list:** Skydiving
- **Most memorable quote:** "All men die, not all men live."
- **Talent he would most like to have:** "I wish I had the ability to sing. I can't even hold a note. Even when I'm in the shower, I don't sing."
- Most prized possessions are his two National Championship rings from the University of Florida and his BCS bowl watches
- **Favorites: Meal -** Fried chicken, mashed potatoes and white country gravy; **Car -** Range Rover; **Movie -** *Taken*;

  Musical Artists - Young Jeezy, Lil Wayne, Pastor Troy, Drake, Trey Songz, Tim McGraw
- Feels that his best character trait is his sense of humor
- Was Tim Tebow's roommate at Florida
- Son of Larry and Monica Cooper. Both his parents are involved in real estate. His father, Larry, played baseball at Oklahoma State
- Has a younger sister, Lindsey
- Majored in family, youth and community sciences
- Full name: Riley Thomas Cooper

BIRDSEED

- An accomplished outfielder, was drafted twice into Major League Baseball (in the 15th round by the Philadelphia Phillies in 2006; and in the 25th round by the Texas Rangers in 2009). "Initially, the Phillies said they were going to draft me with their first pick, the 13th overall pick, in the 2006 draft out of high school. I told them that I was going to the University of Florida to get an education and to play both football and baseball. I feel that an education is very important."

INJURY REPORT

- Suffered a concussion vs. NYG (9/25) and was sidelined for the remainder of the game

COOPER'S CAREER STATISTICS

Year	Team	GP/GS	No	Yds	Avg	Lg	TD	STT
2010	Phil.	13/2	7	116	16.6	37	1	5
2011	Phil.	10/1	5	75	15.0	23	1	5
TOTALS		23/3	12	191	15.9	37	2	10
PLAYOFFS								
2010	Phil.	1/0	2	18	9.0	11	0	0
TOTALS		1/0	2	18	9.0	11	0	0

2011 GAME-BY-GAME

Date		Opp.	W/L	P/S	No	Yds	Avg	Lg	TD
Sep 11	at	StL	W	1/0	0	0	0.0	0	0
Sep 18	at	Atl	L	1/0	0	0	0.0	0	0
Sep 25		NYG	L	1/0	0	0	0.0	0	0
Oct 2		SF	L	1/0	0	0	0.0	0	0
Oct 9	at	Buf	L	1/0	0	0	0.0	0	0
Oct 16	at	Was	W	1/0	0	0	0.0	0	0
Oct 30		Dal	W	1/0	0	0	0.0	0	0
Nov 7		Chi	L	1/0	0	0	0.0	0	0
Nov 13		Arz	L	1/0	0	0	0.0	0	0
Nov 20	at	NYG	W	1/1	5	75	15.0	23	1
Nov 27		NE							
Dec 1	at	Sea							
Dec 11	at	Mia							
Dec 18		NYJ							
Dec 24	at	Dal							
Jan 1		Was							
Totals				10/1	5	75	15.0	23	1

CAREER HIGHS

Recepts	5	(11/20/11 at NYG)
Yards	75	(11/20/11 at NYG.)
Long	37	(10/24/10 at Ten.)
TDs	1	(2x - 11/20/11 at NYG)

ANTONIO DIXON 90

DEFENSIVE TACKLE

6-3, 322	Born 7/17/85 in Miami, FL
Miami (FL)	Booker T. Washington HS, Miami, FL
3rd year	Acquired - Waivers (Was) 2009

A powerful, run-stuffing defensive tackle, Antonio Dixon was placed on the Injured Reserve list on 10/4/11 after suffering a torn triceps vs. SF (10/2/11). Originally a rookie free agent signing with the Washington Redskins following the 2009 draft, Dixon, who overcame remarkable odds and obstacles during his youth just to make it to the NFL, was claimed off waivers by the Eagles prior to the 2009 season opener. In just his second season with the team, he has transitioned from a reliable contributor to a starter on the defensive line.

CAREER HIGHLIGHTS

- Named to *USA Today's* 2010 All-Joe Team, which honors the NFL players whose work doesn't necessarily garner headlines, but is integral to the success of their football team

2011 GAME-BY-GAME STATISTICS

Date		Opp	W/L	P/S	S	A	T	Sac	Hur	Int	Yds	Lg	KD	FF	FR
Sep 11	at	StL	W	1/0	1	1	2	0.0	0	0	0	0	0	0	0
Sep 18	at	Atl	L	1/0	0	1	1	0.0	1	0	0	0	0	0	0
Sep 25		NYG	L	1/0	1	2	3	0.0	0	0	0	0	0	0	0
Oct 2		SF	L	1/0	1	1	2	0.0	0	0	0	0	0	0	0
Placed on Injured Reserve on 10/4 with a torn triceps															
Totals				4/0	3	5	8	0.0	1	0	0	0	0	0	0

CAREER HIGHS

Tackles	7	(10/24/10 at Ten.)
Sacks	1.0	(3x - 10/24/10 at Ten.)

BIRDSEED

- Is extremely thankful to former Redskins teammate Cornelius Griffin for all of the advice he gave the rookie free agent during his few months in the NFL. "On the first day of mini camp, he just came up to me and asked me if I was drafted and I said, 'no.' From there on out, he helped me with everything and I mean everything. One day, the whole team was attending a team function and we needed to wear a suit. I didn't own a suit and he made sure to buy me one. On the field, he helped with technique and how to use my hands. He's a down-to-earth guy and he's the best worker I've ever seen. He'd go into the weight room for hours after a two-a-day practice session. He was a great example to me and the whole team. He was an open book to me and I'll never forget that."
- As his football career progresses, would like to devote more time and resources to single parents and their children to help them through any obstacles they face in life. "I saw firsthand how hard it was for my mother" ... in fact, his first job was as a youth counselor at the Alonzo Mourning Youth Center in Miami. "I was in charge of the 3rd and 5th graders and it was a lot of fun. I made about 7 bucks an hour and I got a chance to meet Mourning."
- Was named Man of the Year by Miami's athletic department in 2008 for his extensive involvement in the community. He and a few of his teammates devoted their Saturdays in the offseason to playing football and other games with kids at a local homeless shelter
- Lists technique as the most underrated part of his job: "You just can't out-muscle an offensive lineman at this level. You have to have good hands and good footwork."

INJURY REPORT

- Was placed on the Injured Reserve list on 10/4/11 after suffering a torn triceps vs. SF (10/2/11)

DIXON'S CAREER STATISTICS

			TACKLES					INTERCEPTIONS							
Year	Team	GP/GS	Tot	Solo	Ast	Sacks	Yds	Int	Yds	Lg	TD	KD	FF	FR	Yds
2009	Phil.	16/0	17	10	7	1.0	1.0	0	0	0	0	0	0	0	0
2010	Phil.	15/10	37	26	11	2.0	12.0	0	0	0	0	1	0	0	0
2011	Phil.	4/0	8	3	5	0.0	0.0	0	0	0	0	0	0	0	0
TOTALS		35/10	62	39	23	3.0	13.0	0	0	0	0	1	0	0	0
PLAYOFFS															
2009	Phil.	1/0	1	1	0	0.0	0	0	0	0	0	0	0	0	0
2010	Phil.	1/1	6	4	2	0.0	0	0	0	0	0	0	0	0	0
TOTALS		2/1	7	5	2	0.0	0	0	0	0	0	0	0	0	0

ADDITIONAL CAREER STATISTICS
BLOCKED FIELD GOAL: (1) - 2009 [48-yd. attempt at Chi. 11/22/09 by K Robbie Gould]

FAMILY MATTERS

Dixon endured a rough upbringing in which he and his four siblings spent a majority of their childhood bouncing between homeless shelters while his single mother, Cornethia, struggled to provide a stable lifestyle for her family. After first playing organized football in 9th grade, Dixon remained in school despite contemplating quitting so he could find a job to help support his family. With over a dozen scholarship offers by the time he was a senior, he realized football was his best chance of helping his family even more. Said Dixon about his NFL career, "I just need to keep getting better. I have the opportunity to try to help my family out more, so I know I need to work hard every day."

JON DORENBOS 46

LONG SNAPPER

6-0, 250	Born 7/21/80 in Garden Grove, CA
UTEP	Pacifica HS, Garden Grove, CA
9th year	Acquired - FA 2006

Pro Bowls: 2009

After battling a tremendous amount of personal adversity early in life, Jon Dorenbos (pronounced DORN-boss) has worked hard and stayed focused enough to carve out a successful career as a NFL long snapper and was named to his first Pro Bowl following the 2009 season. Originally signed by Philadelphia in the latter half of the 2006 season, Dorenbos has played in every game for the Eagles since then (including postseason) and inked a five-year contract extension on 12/29/07, which will keep him in Philadelphia through 2012. Dorenbos, who endured the murder of his mother by his father at a young age, took up magic to help ease his mind throughout the tough times. Dorenbos, in fact, has become so good at his craft that he has been hired for shows in Hollywood and Las Vegas.

CAREER HIGHLIGHTS

- Earned his first Pro Bowl selection following the 2009 season. "On an individual level, it was the coolest thing that ever happened to me," said Dorenbos. "Being in a position that's kind of a monotone, monotonous job, not really in the spotlight - I'm cool with that. It's like being an offensive lineman. We do it because we love it. To get that level of respect [from the coaches who voted] is really what it's all about."

BIRDSEED

- Named the team's Ed Block Courage Award recipient of 2008. The award honors those NFL players who exemplify commitment to the principles of sportsmanship and courage and is given by a vote of the team for effort as well as individual performance
- In 2008, Dorenbos captured a Mid-Atlantic Emmy Award for hosting *Inside the Eagles*, which aired on Comcast SportsNet in Philadelphia via the Eagles Television Network. The show featured player interviews inside the locker room, as well as their work in the community
- An accomplished professional magician, has performed at venues in Las Vegas and Hollywood. His love for magic was born while he spent 1992 in foster care after personal tragedy struck his family. He met an older teenager who could do tricks and he fell in love with magic. "It was a time for me to be by myself, a way for me to pass time. I was at peace and I enjoyed it. I loved the coordination, and being obsessed with the fundamentals of what I was doing. I loved getting involved in the psychology of magic and people and entertaining people. I've never been one to want people to think I have powers or I can fly or anything like that; I like getting a group of people together and having fun."
- Has performed magic in front of many famous musicians and athletes. The long list includes stars like Magic Johnson, Joe Montana, Dan Marino, Jim Kelly, Garth Brooks, Lindsay Lohan, Rascal Flatts and Dierks Bentley. Dorenbos collects the autographs of every famous person he has performed for on playing cards, which he hangs up in the game room of his home in Huntington Beach, CA. "It's like a museum in there with all the memorabilia. Having the opportunity to meet the people I've met through something I love doing, it's just an indescribable feeling."
- Hopes to perform magic for Jay Leno in the future. "I never did magic on *The Jay Leno Show*. I met him, hung out with him, but that would be pretty sick."
- In the offseason, serves as a corporate motivational speaker and has spoken for companies such as Jackson Financial, ING Financial, Pioneer and the National FFA Organization. Dorenbos also likes to mix magic and comedy in with his routine. "I love it," says Dorenbos. "I get to tell my story, I get to tell a lot of NFL stories and I relate them to corporate America. If you have good responses and people enjoy what you do while changing lives, then it's a win-win for everybody." His speaking engagements are arranged by Dave Cacciatore (716-866-3844). For more information, log onto www.JonDorenbos.com
- Recently finished work as the executive producer of an album with best friend/singer Steve Carlson. The acoustic collection, "Days Behind," can be found on SteveCarlson.com, itunes and cdbaby.com. Dorenbos also executive produced Carlson's work on his previous album "Stripped Down"

"TEAMING UP" WITH GARTH BROOKS

Remains active with the "Garth Brooks Teammates for Kids Foundation." The nonprofit corporation, which was co-founded by Garth Brooks in 1999, develops and implements innovative concepts that generate funds for the benefit of children's charities. "It's the first foundation that I have been involved with where 100 percent of the money goes to the children," says Dorenbos. "If you donate money, [the foundation] matches it and if you have charities that you work with, they redispurse the money." For more information, please visit www.teammatesforkids.com

CAREER SERVICE

YEAR	TEAM	GP/GS	STT
2003	Buf.	16/0	0
2004	Buf.	13/0	0
2005	Tenn.	9/0	0
2006	Tenn.	1/0	0
2006	Phil.	5/0	2
2007	Phil.	16/0	6
2008	Phil.	16/0	5
2009	Phil.	16/0	4
2010	Phil.	16/0	4
2011	Phil.	10/0	0
Totals		118/0	21

Playoffs

YEAR	TEAM	GP/GS	STT
2006	Phil.	2/0	0
2008	Phil.	3/0	0
2009	Phil.	1/0	0
2010	Phil.	1/0	1
Totals		7/0	1

First NFL game: 9/7/03 vs. NE

KING DUNLAP 65

TACKLE

6-9, 330	Born 9/14/85 in Nashville, TN
Auburn	Brentwood Academy, Brentwood, TN
4th year	Acquired - D7-08 (230th overall)

A seventh-round draft pick of the Eagles in 2008, King Dunlap provides depth and size on the offensive line. A four-year letterman at Auburn, Dunlap appeared in 48 career games (20 starts) during his collegiate career.

IN THE TRENCHES

- **Position other than O-line you'd most like to play:** "Middle linebacker, because I played there in little league. I loved the freedom of running sideline to sideline. But that was back when I could run all day long!"
- **Favorite O-lineman of all-time:** "Bob Brown. I recently saw some film of him ... He was a beast. He was the first big, athletic offensive tackle in the NFL. He set the standard."
- **How you decided to become an O-lineman:** "I really didn't have a choice. I was too tall for defense and too heavy to be a tight end."
- **The best part of being an O-lineman:** "Getting to knock somebody around every play, all game long. I love the physicality of it."
- **Most challenging aspect of your job:** "The preparation. There's a lot of work involved that most people don't see, especially all of the drills working on fundamentals."
- **Most underrated attribute of being an O-lineman:** "I would say athleticism, since everybody thinks we're all fat and slow."
- **Most memorable block:** "I had a down block as senior in high school and I took out the defensive end, the nose guard and a linebacker and the back, Theo Townsend, ran about 45 yards for a touchdown."
- **Best player you've ever lined up against:** "Dwight Freeney. I saw him for two plays in a preseason game in 2009. His spin move is definitely vicious . You know it's coming, but you still can't stop it."
- **Your advice to aspiring O-lineman:** "Stay active and work hard."
- **Worst part of being 6-9, 330 pounds:** "Not being able to ride roller coasters at Six Flags anymore. And I love roller coasters. And the worst part is that I'll wait in line forever but the shoulder harness is never able to click down and lock because of my height."

2011 HIGHLIGHTS

- Made his first career start at left guard vs. Ari (11/13) for an injured Evan Mathis. In doing so, he joined Jonathan Ogden (Ravens, 1996) and Ben Jefferson (Browns, 1990) as the tallest players ever to play guard in the NFL, according to Stats Inc.
- Started at left tackle at Buf. (10/9) for an injured Jason Peters
- Blocked a 45-yard FG attempt by David Akers vs. SF (10/2)

PERSONAL

- **Best part of being a father:** "Watching them get better at things and watching them grow so fast. I love how I can see so much of me in them"
- **Favorite movie:** *Ninja Assassin* ... **Favorite TV shows:** *The Office, Curb Your Enthusiasm*
- **Favorite musician:** "Theo Townsend, my best friend from high school. He's a rapper. I listen to all of his stuff and I think he has a future in the business. He's different than everyone else. He has a different style."
- **Bucket list:** "Tour the White House and meet the President"
- **First job:** "I worked for a moving company during high school"
- **Favorite team/athlete growing up:** "Fred McGriff and the Atlanta Braves and Shaquille O'Neal"
- **Best influences early in life:** "My first football coach, John Patton. I played football starting at the age of 5 and I remembered we worked hard at practice. We hit everyday in practice and worked on form tackling. Also, Patrick Abernathy, another coach in middle school and high school. He was always on my [butt] about getting better everyday and minimizing mistakes. He was hard on us, but he wanted us to be the best we can be."
- **Favorite gadget:** "My cell phone, the Droid. It's fun. It has a ton of apps"
- Earned his degree in adult education in December, 2007
- Full name: King David Dunlap V

PROUD BIG BROTHER

King's younger sister, Victoria, was the SEC Women's Basketball Player of the Year in 2009-10 at Kentucky. The 6-1 forward averaged 18.1 points, 8.4 rebounds, 3.1 steals and 1.9 blocks en route to All-American honors and an Elite Eight berth in the NCAA Tournament. Said King, "I get more nervous watching her play than I do for our games. I actaully try to attend as many games of her's as I can. She's the real athlete in the family. She's really good and I'm really proud of her."

INJURY REPORT

- Suffered a concussion vs. Ari. (11/13) and was rendered inactive at NYG (11/20)

CAREER SERVICE

YEAR	TEAM	GP/GS
2008	Phil.	IR
2009	Phil.	12/0
2010	Phil.	14/5
2011	Phil.	8/2
Totals		34/7

First NFL game: 9/13/09 at Car.
First NFL start: 10/17/10 at Atl.

Playoffs

YEAR	TEAM	GP/GS
2008	Phil.	IR
2009	Phil.	0/0
2010	Phil.	1/0
Totals		1/0

Starts by position: 2010: 2 at LT, 3 at RT, **2011:** 1 at LT, 1 at LG

ADDITIONAL CAREER STATISTICS

BLOCKED FIELD GOALS: (1) - 2011 (45 yard attempt vs. SF 10/2/11 by K David Akers)

MOISE FOKOU 53

LINEBACKER

6-1, 236	Born 8/28/85 in Cameroon, Africa
Maryland	Bullis HS, Potomac, MD
3rd year	Acquired - D7b-09 (230th overall)

An aggressive and physical player, Moise Fokou (pronounced Moses FOE-koo) has worked hard to earn a starting role on the Eagles linebacking corps. A former walk-on at Maryland, and a seventh-round pick of the Eagles in 2009, Fokou established himself as one of the Eagles top special teams performers in his rookie season before earning a starting job in his sophomore campaign.

2011 HIGHLIGHTS

- Ranks third on the team with 8 special teams tackles
- Blanketed TE Martellus Bennett on a downfield throw vs. Dal. (10/30), forcing a tipped ball to be intercepted by CB Nnamdi Asomugha

2011 GAME-BY-GAME STATISTICS

Date		Opp	W/L	P/S	S	A	T	Sac	Hur	Int	Yds	Lg	KD	FF	FR
Sep 11	at	StL	W	1/1	4	3	7	0.0	0	0	0	0	1	0	0
Sep 18	at	Atl	L	1/1	0	3	3	0.0	0	0	0	0	0	0	0
Sep 25		NYG	L	1/1	2	1	3	0.0	1	0	0	0	0	0	0
Oct 2		SF	L	1/1	3	1	4	0.0	0	0	0	0	0	0	0
Oct 9	at	Buf	L	1/0	1	1	2	0.0	0	0	0	0	0	0	0
Oct 16	at	Was	W	1/1	2	1	3	0.0	0	0	0	0	0	0	0
Oct 30		Dal	W	1/1	0	1	1	0.0	0	0	0	0	1	0	0
Nov 7		Chi	L	1/1	2	1	3	0.0	0	0	0	0	0	0	0
Nov 13		Arz	L	1/0	1	0	1	0.0	0	0	0	0	0	0	0
Nov 20	at	NYG	W	1/0	0	0	0	0.0	0	0	0	0	0	0	0
Nov 27		NE													
Dec 1	at	Sea													
Dec 11	at	Mia													
Dec 18		NYJ													
Dec 24	at	Dal													
Jan 1		Was													
Totals				10/7	15	12	27	0.0	1	0	0	0	2	0	0

BIRDSEED

- Despite switching majors in college, he still hopes to be an electrical engineer when his football playing days are over. "I used to like to mess around with electrical things when I was younger, taking radios apart and trying to fix things. I broke a lot of things in the process."
- Fokou immigrated to the United States in 1990. He traveled from College Park, Md., to Baltimore to take the United States citizenship test in 2008 after spending three years on the waiting list
- Rose from a walk-on to the scout team to starting strong-side linebacker at Maryland by showing his mettle on special teams and was able to find a similar fate with the Eagles in his rookie campaign. "A starting spot on offense or defense is never guaranteed. I think finding your way through on special teams is a very good step. It shows you can be relied on."
- Comes from a very athletic family, as his younger brother, Achille Kolla played defensive back at Catholic University, and his other brother, Franck Tebou plays linebacker at Bryant University

EMERGENCY KICKER?

Grew up playing soccer in Cameroon but made the switch to football after playing pickup games with his neighbors and falling in love with the physicality of the game.

"I started out with soccer because they have a very good soccer team in Cameroon. I had some friends in my neighborhood who said, 'Moise, you've got to come out and play football with us.' I was always a physical kid, always running and getting into trouble, and then I found a way to hit someone and get away with it. I found a love for the game, liked the physical aspect of it, and from then, it just took off."

Because of his soccer background, Fokou believes that he would be a solid emergency kicker. "If they ever need me, I think I could definitely step in and get the job done."

FOKOU'S CAREER STATISTICS

			TACKLES					INTERCEPTIONS								
Year	Team	GP/GS	Tot	Solo	Ast	Sacks	Yds	Int	Yds	Lg	TD	KD	FF	FR	Yds	STT
2009	Phil.	16/4	30	18	12	0.0	0	0	0	0	0	1	0	0	0	20
2010	Phil.	16/11	41	33	8	1.0	18	0	0	0	0	1	2	0	0	19
2011	Phil.	10/7	27	15	12	0.0	0	0	0	0	0	2	0	0	0	8
TOTALS		42/22	98	66	32	1.0	18	0	0	0	0	4	2	0	0	47
PLAYOFFS																
2009	Phil.	1/1	3	2	1	0.0	0	0	0	0	0	0	0	0	0	0
2010	Phil.	1/1	6	3	3	0.0	0	0	0	0	0	0	0	0	0	1
TOTALS		2/2	9	5	4	0.0	0	0	0	0	0	0	0	0	0	1

ADDITIONAL CAREER STATISTICS:
SPECIAL TEAMS FUMBLE RECOVERIES: 2 - 1 at NYG (12/13/09), 1 vs. NYG (11/1/09)

CAREER HIGHS

Tackles	9	(11/15/09 at SD)
Sacks	1.0	(12/19/10 at NYG)
Sack yds	18	(12/19/10 at NYG)



BRANDON GRAHAM 54

DEFENSIVE END

6-2, 268	Born 4/3/88 in Detroit, MI
Michigan	Crocket Vocation Technical HS, Detroit, MI
2nd year	Acquired - D1-10 (13th overall)

A speedy pass rusher with a non-stop motor, the Eagles traded up 11 spots in the first round of the 2010 draft to select Brandon Graham 13th overall. Prior to suffering a torn ACL at Dal. (12/12/10) that prematurely ended his rookie campaign, Graham played in 13 games (6 starts) and registered three sacks. He was activated to the 53-man roster (11/5/11) after spending the first seven games of the season on the Reserve/PUP list.

BIRDSEED

- Donated uniforms for the 2010 season to his alma mater Crocket Vocational Technical High School. Rod Oden, an assistant coach at Crocket while Graham was in school is now the head coach there and fondly remembers Graham's work ethic and impact he has made on the program.

  Said Oden: "He was an absolute leader. The entire school would follow Brandon. He's a leader in demonstration. We say, 'Leadership is demonstrated, it's not announced.' And he walks in a room and his presence commands respect. People see him put in the extra hours. They see him run the extra sprints, lift the extra weights, and they follow. Now we have kids who want to be the next Brandon. They're still following."
- Almost retired from football when he was seven years old. "I was big for my age and they had me playing against nine and ten year olds. I remember one day I got hit really hard and I came home and told my parents that I was done. Then I thought about it and I didn't want to let them down, so I gave it another go. I love hitting people, so I definitely made the right decision."

ALL IN THE FAMILY

Claims the biggest influence on his life and career is his mother, Tasha. A cancer survivor, Tasha was diagnosed with leukemia at a young age. She spent most of Brandon's life working at a Chrysler auto plant to help support Brandon and his three younger sisters.

Tasha on why she thinks Brandon admires her so much: "[The doctors] told me I would never be able to have kids. So I cherish my kids because of that. And when I was working at Chrysler, working hard, trying to make ends meet, it was for them - and Brandon saw that."

Said Brandon of his mother: "She was the one that raised me up the right way. She taught me right from wrong and she told me to be different than everyone else. She keeps me focused on the right things and I owe her everything."



In 2010, Graham and S Nate Allen became the first pair of defensive rookies to start on opening day for the Eagles since S Wes Hopkins and LB Jody Schulz in 1983

PERSONAL

- Parents are Tasha Graham and Derrick Walton. Has three younger sisters, Brittany Duncan, Mikayla Walton and Brianna Walton
- Says his greatest love besides football is doing flips in gymnastics. "I started doing it when I was young and I just got better and better. It's really fun. I can do about ten in a row now."
- **Favorite moment in sports growing up:** "In my junior year in high school, I intercepted a pass in the state semifinals, took it to the house and we won the game. That was a great feeling."
- **Person he'd like to trade places with for a day:** President Obama
- **On his bucket list:** Skydiving
- **Most played artist on his iPod:** T.I.
- Earned his degree in general studies
- **Favorite meal:** spaghetti and chicken; **Favorite book:** *To Kill a Mockingbird*; **Favorite car:** Rolls Royce; **Favorite movie:** *Friday*; **Favorite TV show:** *Fresh Prince of Bel Air*; **Favorite quote:** "Those who stay will be champions." **Favorite website:** worldstarhiphop.com; **Favorite place to visit:** Miami

INJURY REPORT

- Was rendered inactive at NYG (11/20) with a rib contusion and a knee injury
- Missed the first seven games of the season after being placed on the Reserve/PUP list on 9/4/11

2011 GAME-BY-GAME STATISTICS

Date	Opp	W/L	P/S	S	A	T	Sac	Hur	Int	Yds	Lg	KD	FF	FR
Was activated from the Reserve/PUP list on 11/5/11														
Nov 7	Chi	L	1/0	1	2	3	0.0	0	0	0	0	0	0	0
Nov 13	Arz	L	1/0	0	0	0	0.0	0	0	0	0	0	0	0
Nov 20	at NYG	W	0/0	INACTIVE/RIBS/KNEE										
Nov 27	NE													
Dec 1	at Sea													
Dec 11	at Mia													
Dec 18	NYJ													
Dec 24	at Dal													
Jan 1	Was													
Totals			2/0	1	2	3	0.0	0	0	0	0	0	0	0

CAREER HIGHS

Tackles	3	(4x - 11/7/11 vs Chi.)
Sacks	1.0	(3x - 11/28/10 at Chi.)

GRAHAM'S CAREER STATISTICS

			TACKLES					INTERCEPTIONS							
Year	Team	GP/GS	Tot	Solo	Ast	Sacks	Yds	Int	Yds	Lg	TD	KD	FF	FR	Yds
2010	Phil.	13/6	18	12	6	3.0	24.0	0	0	0	0	0	2	0	0
2011	Phil.	2/0	3	1	2	0.0	0.0	0	0	0	0	0	0	0	0
TOTALS		15/6	21	13	8	3.0	24.0	0	0	0	0	0	2	0	0
PLAYOFFS															
2010	Phil.	0/0	Injured Reserve/ACL												
TOTALS		0/0	0	0	0	0.0	0	0	0	0	0	0	0	0	0

CHAD HALL 16

WIDE RECEIVER

5-8, 187	Born 5/23/86 in Atlanta, GA
Air Force	Wesleyan School, Norcross, GA
2nd year	Acquired - FA 2010

Armed with a unique skill set at the wide receiver position, Chad Hall was promoted from the practice squad to the active roster on 11/16/11. Now in his second season with the team, Hall earned valuable playing time in 2010, catching 11 passes for 115 yards and a touchdown while adding 29 yards on the ground in 8 games (1 start). A three-year letterman at the Air Force Academy, Hall served two years as a second lieutenant at Hill Air Force Base in Salt Lake City, UT. He was a triple threat in his college career at running back, receiver and returner, earning first-team All-Mountain West Conference honors in 2007.

PERSONAL

- **Biggest influence in his life:** His father, Jay. "He was one of the few people who believed in me," says Hall. "Ever since I was little, he pushed me to work hard and he coached me every chance he got. I never would've gone to the Air Force if it wasn't for him."
- **Favorite sports moment:** When the Atlanta Braves won the World Series in 1995
- **Favorite athlete growing up:** Barry Sanders
- **Lives by the motto:** "It's not the size of the dog in the fight, it's the size of the fight in the dog."
- **Favorites: Meal -** Mom's spaghetti; **Book -** *The Bible*; **Car -** Cadillac XLR; **Movies -** *Braveheart*, *The Hangover*; **TV Show -** *American Idol*; **Musical Artist -** John Legend; **Website -** Facebook
- Most prized possession is his Hyundai Azera
- Wishes he had the ability to dunk a basketball
- Son of Jay and Leslie Hall
- Has two older sisters who cheered in college, Jenny (Florida State) and Kelly (Georgia)

BIRDSEED

- Spent the past two years serving as a second lieutenant at Hill Air Force Base in Salt Lake City, UT, and worked as a maintenance officer, repairing F-16s. "It was a great experience, the military and the discipline," says Hall. "There are no fraternities or anything, but it's like your own fraternity. You spend every single second with the guys that you go through basic training with before freshman year. It's a tight bond."
- A multi-dimensional player at Air Force, Hall understands the characteristics needed in order to be successful at various positions on the football field. "As a running back and returner, you need to be blessed with great vision. You can be fast and quick, but if you don't see where to go fast enough, if you don't see the hole, then you're going to miss it." Hall adds that a receiver's blocking ability is an underrated attribute that most people look past

TAKING FLIGHT

At Air Force, Hall took part in Academy Flight Screening and enrolled in a summer academics course in astronautical engineering. Air Flight Screening, which is a course that every pilot has to take before going to pilot school, teaches the principles of flight. It allows students to fly solo and with an instructor. By completing the program, it gets an officer halfway through their private pilot's license. "It was fun," said Hall. "It was definitely a great experience."

2011 GAME-BY-GAME STATISTICS

				RECEIVING					RUSHING					PUNT RETURNS						KICK RETURNS					
Date	Opp	W/L	GP/GS	No	Yds	Avg	Lg	TD	Att	Yds	Avg	Lg	TD	No	FC	Yds	Avg	Lg	TD	No	Yds	Avg	Lg	TD	TYS
Eagles Practice Squad Game 1-9																									
Nov 20	at NYG	W	1/0	0	0	0.0	0	0	2	11	5.5	7	0	1	1	9	9.0	9	0	0	0	0.0	0	0	11
Nov 27	NE																								
Dec 1	at Sea																								
Dec 11	at Mia																								
Dec 18	NYJ																								
Dec 24	at Dal																								
Jan 1	Was																								
Totals			1/0	0	0	0.0	0	0	2	11	5.5	7	0	1	1	9	9.0	9	0	0	0	0.0	0	0	11

CAREER HIGHS

Rush atts.	4	(10/24/10 at Ten.)
Yards	19	(10/24/10 at Ten.)
Long	8	(10/24/10 at Ten.)
Recepts.	6	(1/2/11 vs. Dal.)
Yards	84	(1/2/11 vs. Dal.)
Long	48	(1/2/11 vs. Dal.)
TDs	1	(1/2/11 vs. Dal.)
KO ret.	3	(12/28/10 vs. Min.)
Yards	44	(12/28/10 vs. Min.)
Average*	14.7	(12/28/10 vs. Min.)
Long	21	(12/12/10 at Dal.)

*min. 3 returns

HALL'S CAREER STATISTICS

			RECEIVING					RUSHING					KICKOFF RETURNS					PUNT RETURNS						
Year	Team	GP/GS	No	Yds	Avg	Lg	TD	Att	Yds	Avg	Lg	TD	No	Yds	Avg	Lg	TD	No	FC	Yds	Avg	Lg	TD	TYS
2010	Phil.	8/1	11	115	10.5	48	1	9	29	3.2	8	0	4	65	16.3	21	0	3	2	31	10.3	14	0	144
2011	Phil.	1/0	0	0	0.0	0	0	2	11	5.5	7	0	0	0	0.0	0	0	1	1	9	9.0	9	0	11
TOTALS		9/1	11	115	10.5	48	1	11	40	3.6	8	0	4	65	16.3	21	0	4	3	40	10.0	23	0	155
PLAYOFFS																								
2010	Phil.	1/0	0	0	0.0	0	0	0	0	0.0	0	0	0	0	0.0	0	0	1	0	11	11.0	11	0	0
TOTALS		1/0	0	0	0.0	0	0	0	0	0.0	0	0	0	0	0.0	0	0	1	0	11	11.0	11	0	0

JOSELIO HANSON 21

CORNERBACK

5-9, 185	Born 8/13/81 in Inglewood, CA
Texas Tech	St. Bernard HS, Playa Del Rey, CA
7th year	Acquired - FA 2006

Joselio Hanson (pronounced hoe-SAIL-ee-oh) re-signed with the Eagles, agreeing to a two-year contract on 9/7/11. A speedy and gritty player with a knack for being around the football, Hanson has demonstrated that he is a reliable cornerback and special teams contributor for the Eagles. Originally a rookie free agent signing by San Francisco in 2003, Hanson starred collegiately at Texas Tech.

BIRDSEED

- After being released by the 49ers in 2005, Hanson believed his NFL career was over. "I came to camp with the Eagles [in 2006] after playing in Europe with the idea that I had no chance of making the team. I was just planning on enjoying my last month of football and getting my resume ready for a job ... It makes me appreciate my time in the NFL that much more and it gave me a chip on my shoulder that I play with every time I hit the field."
- His parents, John and Yolanda, met while they were students at Howard University. Yolanda had moved to Washington, D.C., from Panama to go to college, while John had moved there from Alabama. After college the two were married and moved to Los Angeles where John's mother had moved. John was a musician, while Yolanda was an opera singer. He eventually earned his Ph.D. in music and became a high school teacher. He retired abruptly when he was diagnosed with multiple sclerosis and eventually passed away in 2000 due to complications from the disease. "I don't remember him playing a lot of instruments because he got sick, but there were flutes, and drums and other things in the garage collecting dust. He did get into his wheelchair and make it to church to play the piano and the organ. It was great."
- Credits Deion Sanders for inspiring him to start playing football in the 8th grade. "I saw Deion on the 49ers and I was hooked. I've played cornerback ever since."

TOUCHDOWNS (1)

Description	Opponent
96-yd FR return	12/28/08 vs Dal. (W)

PERSONAL

- Resides in Philadelphia and Calabasas, CA
- Says his source of inspiration is his father, who was diagnosed with multiple sclerosis around the time Joselio was born. "He always kept a positive outlook on life. He kept his faith and was always happy. I'll keep that with me wherever I go."
- Pregame ritual includes getting a massage before every game
- If he could trade places with one person for a day, it would be President Barack Obama because "he's the most powerful person in the world."
- **Favorites: Car -** Lamborghini; **Movie -** *Menace II Society*; **TV Show -** *Martin*; **Musical Artists -** Nipsey Hussle, DJ Quik, E-40, Vado
- Earned his degree in human development and family studies
- Full name: Joselio Basilio Hanson

2011 GAME-BY-GAME STATISTICS

Date		Opp	W/L	P/S	S	A	T	Sac	Hur	Int	Yds	Lg	KD	FF	FR
Sep 11	at	StL	W	1/0	0	0	0	0.0	0	0	0	0	0	0	0
Sep 18	at	Atl	L	1/0	0	0	0	0.0	0	0	0	0	0	0	0
Sep 25		NYG	L	1/0	1	0	1	0.0	0	0	0	0	0	0	0
Oct 2		SF	L	1/0	1	0	1	0.0	0	0	0	0	0	0	0
Oct 9	at	Buf	L	1/0	0	0	0	0.0	0	0	0	0	0	0	0
Oct 16	at	Was	W	1/0	1	0	1	0.0	0	0	0	0	0	0	0
Oct 30		Dal	W	1/0	3	0	3	0.0	0	0	0	0	1	0	0
Nov 7		Chi	L	1/0	1	0	1	0.0	0	0	0	0	0	0	0
Nov 13		Arz	L	1/0	2	0	2	0.0	0	0	0	0	1	0	0
Nov 20	at	NYG	W	1/0	4	1	5	0.0	0	0	0	0	0	0	0
Nov 27		NE													
Dec 1	at	Sea													
Dec 11	at	Mia													
Dec 18		NYJ													
Dec 24	at	Dal													
Jan 1		Was													
Totals				10/0	13	1	14	0.0	0	0	0	0	2	0	0

CAREER HIGHS

Tackles	8	(11/25/07 at NE)
INTs	1	(4x - 9/12/10 vs. GB)
INT Lg	17	(9/12/10 vs. GB)
Sacks	1.0	(3x - 11/16/08 at Cin.)

HANSON'S CAREER STATISTICS

			TACKLES					INTERCEPTIONS								
Year	Team	GP/GS	Tot	Solo	Ast	Sack	Yds	Int	Yds	Lg	TD	KD	FF	FR	Yds	STT
2004	SF	13/3	20	18	2	1.0	1.0	0	0	0	0	6	0	0	0	0
2006	Phil.	16/1	34	23	11	0.0	0.0	0	0	0	0	12	0	0	0	12
2007	Phil.	16/4	45	31	14	1.0	7.0	0	0	0	0	3	0	1	0	11
2008	Phil.	16/3	32	14	18	1.0	7.0	1	13	13	0	4	0	1	96	7
2009	Phil.	12/1	35	28	7	0.5	2.5	2	8	6	0	6	0	1	12	13
2010	Phil.	15/6	36	27	9	0.0	0.0	1	17	17	0	10	0	1	0	0
2011	Phil.	10/0	14	13	1	0.0	0.0	0	0	0	0	2	0	0	0	2
TOTALS		98/18	216	154	62	3.5	17.5	4	38	17	0	43	0	4	108	49
PLAYOFFS																
2006	Phil.	2/0	0	0	0	0.0	0	0	0	0	0	0	0	0	0	2
2008	Phil.	3/0	8	6	2	0.0	0	0	0	0	0	0	0	0	0	1
2009	Phil.	1/0	2	2	0	0.0	0	0	0	0	0	0	0	0	0	0
2010	Phil.	1/0	2	1	1	0.0	0	0	0	0	0	0	0	0	0	0
TOTALS		7/0	12	9	3	0.0	0	0	0	0	0	0	0	0	0	3



CLAY HARBOR 82

TIGHT END

6-3, 252	Born 7/2/87 in Libertyville, IL
Missouri State	Dwight HS, Dwight, IL
2nd year	Acquired - D4b-10 (125th overall)

A Division I-AA standout at Missouri State, Clay Harbor was selected with a fourth round draft pick of the Eagles in 2010. A three-time All America selection, Harbor set a school record with 150 career catches for 1,906 yards and 10 TDs.

2011 HIGHLIGHTS

- Posted three receptions for a career-high 55 yards and one touchdown on a 16-yard pass from QB Michael Vick in the first quarter vs. SF (10/2)
- Caught a third down pass for 17 yards to extend a drive that eventually led to a LeSean McCoy 11-yard touchdown run vs. NYG (9/25)

BIRDSEED

- Became the first player drafted from Missouri State (formerly Southwest Missouri State) since 2000 when TE/LS Brad St. Louis was selected by Cincinnati in the 7th round. Phillies slugger Ryan Howard also attended SW Missouri State
- Enjoyed his collegiate tenure at Missouri State. "I really enjoyed playing with my brother, but I also liked going up against the other teams in the conference that wouldn't look at me coming out of high school." ... Due to budgetary constraints, his college team could not fly to a road game and stay in a hotel during the same trip. They would either bus and stay in a hotel or fly in and out on the same day
- Continues to be motivated by the fact that he was offered just one football scholarship coming out of high school. "I had some good camps and played well against good competition, but the coaches never heard of me even though I had good numbers as a wide receiver and safety. I was confident I'd get a basketball scholarship until I hurt my ankle during my senior basketball season."
- Credits his two tight ends coaches - Sean Coughlin and Bob Montgomery - at Missouri State for his development into an NFL drafted player. "After converting from wide receiver, I struggled with the small details of being a tight end and Coach Coughlin really worked with and believed in me. He was the first person to tell me he thought I had the skills to make it to the NFL. Coach Montgomery helped me become a better blocker. He was a big-time center at Iowa State and his expertise was in that part of the game. He helped me become a complete player."

2011 GAME-BY-GAME

Date		Opp.	W/L	P/S	No	Yds	Avg	Lg	TD
Sep 11	at	StL	W	1/0	0	0	0.0	0	0
Sep 18	at	Atl	L	1/0	0	0	0.0	0	0
Sep 25		NYG	L	1/0	1	17	17.0	17	0
Oct 2		SF	L	1/1	3	55	18.3	27	1
Oct 9	at	Buf	L	1/0	1	3	3.0	3	0
Oct 16	at	Was	W	1/0	0	0	0.0	0	0
Oct 30		Dal	W	1/0	1	11	11.0	11	0
Nov 7		Chi	L	1/1	1	8	8.0	8	0
Nov 13		Arz	L	1/0	0	0	0.0	0	0
Nov 20	at	NYG	W	1/0	1	6	6.0	6	0
Nov 27		NE							
Dec 1	at	Sea							
Dec 11	at	Mia							
Dec 18		NYJ							
Dec 24	at	Dal							
Jan 1		Was							
Totals				10/2	8	100	12.5	27	1

PERSONAL

- Grew up in Dwight, IL (population 4,000) a small town 75 miles southwest of Chicago. "There's a McDonald's, a Dairy Queen, one grocery store and basically that's it. My high school graduating class was 74 kids. Our football and track teams combine with a neighboring town's school just to field a squad in both of those sports. In fact that school, Gardner South-Wilmington High School, is our biggest rival in basketball."
- Son of Donna Norman and Jeff Harbor. Has an older brother, Cory, a former teammate and standout LB/DE at Missouri State (2005-08) and a younger brother, Cameron
- Was a multi-sport standout at Dwight HS, lettering four times each in football, basketball and track. In his final three seasons, he earned All-Interstate VII Conference honors in each sport
- Also an All-State gridiron choice as a senior wide receiver, leading the Trojans to a 6-3 record, as he had 60 receptions for 1,079 yards and 19 touchdowns, all school records. Also played safety
- Holds the school record in the long jump (22'1") and led his basketball team to two regional championships
- Enjoys movies, especially those directed by Martin Scorsese
- **Favorite web site:** ESPN.com ... **First job:** Working at Wishing Well Cafe, his aunt's restaurant in Odell, IL. "I did a little bit of everything -cooked, did the dishes, and served. I made $6.50 an hour." ... **Favorite meal:** Chicken breast, sweet potatoes, and spinach ... **Favorite football moment:** "Making the playoffs during my senior year of high school ending a 15-year drought. The entire town was really into it" ... **Favorite teams/athletes growing up:** Bears, Bulls, Michael Jordan and Jerry Rice
- Majored in Hospitality and Restaurant Administration

BROTHERLY LOVE

Separated by just one year in age, Clay and Cory Harbor grew up in their hometown of Dwight, IL (population 4,000) competing against each other in every aspect of life, whether it was on the playing field or in the classroom. Said Clay, "We were so competitive against one another and it helped bring the best out of me." But Cory is credited with another important aspect of Clay's life - a college scholarship. Despite a prolific high school career and productive offseason camps, Clay was without an offer to play at the next level until Cory, a standout LB/DE, kept bugging his coaches to give his little brother a shot.

HARBOR'S CAREER STATISTICS

Year	Team	GP/GS	No	Yds	Avg	Lg	TD	STT
2010	Phil.	9/6	9	72	8.0	24	1	0
2011	Phil.	10/2	8	100	12.5	27	1	2
TOTALS		19/8	17	172	10.1	27	2	2
PLAYOFFS								
2010	Phil.	1/1	0	0	0.0	0	0	0
TOTALS		1/1	0	0	0.0	0	0	0

CAREER HIGHS

Recepts	4	(1/2/11 vs. Dal.)
Yards	55	(10/2/11 vs. SF)
Long	27	(10/2/11 vs. SF)
TDs	1	(2x - 10/2/11 vs. SF)

ALEX HENERY

6

KICKER

6-1, 177	Born 8/18/87 in Omaha, NE
Nebraska	Burke HS, Omaha, NE
Rookie	Acquired - D4b-11 (120th overall)

The Eagles selected Alex Henery (pronounced HEN-ry) in the fourth round of the 2011 NFL Draft. A first-team All-America selection in 2010, Henery handled the kicking and punting duties at the University of Nebraksa, scoring 397 career points on 68 of 76 field goals (89.5%) and finishing his career as the most accurate kicker in NCAA history.

2011 HIGHLIGHTS

- Made a career-long 47-yard field goal vs. Chi. (11/7)
- Connected on his only field goal attempt in his first-career game at StL (9/11), becoming the first Eagles rookie to make a field goal since Paul McFadden in 1984

2011 GAME-BY-GAME STATISTICS

Date	Opp.	G	FG	FGA	Pct	Lg	Blk	XP	XPA	Pct	Blk	Pts
Sep 11	at StL	1	1	1	100.0	34	0	4	4	100.0	0	7
Sep 18	at Atl	1	1	2	50.0	22	0	4	4	100.0	0	7
Sep 25	NYG	1	3	3	100.0	38	0	1	1	100.0	0	10
Oct 2	SF	1	3	5	60.0	33	0	2	2	100.0	0	11
Oct 9	at Buf	1	1	1	100.0	35	0	3	3	100.0	0	6
Oct 16	at Was	1	2	2	100.0	28	0	2	2	100.0	0	8
Oct 30	Dal	1	2	2	100.0	26	0	4	4	100.0	0	10
Nov 7	Chi	1	1	1	100.0	47	0	3	3	100.0	0	10
Nov 13	Arz	1	1	1	100.0	36	0	2	2	100.0	0	5
Nov 20	at NYG	1	1	1	100.0	33	0	2	2	100.0	0	5
Nov 27	NE											
Dec 1	at Sea											
Dec 11	at Mia											
Dec 18	NYJ											
Dec 24	at Dal											
Jan 1	Was											
Totals		10	16	19	84.2	47	0	27	27	100.0	0	79

CAREER HIGHS

FGs	3	(2x - 10/2/11 vs SF)
FG atts.	5	(10/2/11 vs SF)
Long	47	(11/7/11 vs Chi)
Lg. att.	63	(9/18/11 at Atl.)
PATs	4	(3x - 10/30/11 vs. Dal.)
Points	11	(10/2/11 vs SF)

PERSONAL

- Attended Burke High School (Omaha, Neb.), playing football for head coach Jack Oholendt and earning first team All-Nebraska and honors as a punter. Also earned first-team all-state honors as a junior, averaging 41.7 yards per punt
- Also excelled on the soccer field, playing forward and leading Burke to a 14-3 overall record and a state playoff appearance as a junior. He was offered a soccer scholarship to play collegiately at Creighton University.
- Earned his degree in Construction Management and was a second-team Academic All-Big Twelve Conference pick in 2010
- Says if he wasn't playing football, he would probably be doing something with his degree. "We're the ones who get to wear the hard hats and suits at the construction sites and basically oversee the projects."
- Named to Nebraska's 2010 Brook Berringer Citizenship Team for his community outreach work, and was an Allstate AFCA Good Works Team nominee (for volunteerism)
- Has volunteered his time with hospital visits, the Omaha Heart Walk, School is Cool and other elementary school events
- Son of Guy and Mary Henery. His father is now retired after working in the computer business in Omaha and mother works in the medical field at Creighton
- Comes from a very intelligent family, as his older brother, Eric, earned a graduate degree in Civil Engineering from Carnegie Mellon and now works in Philadelphia. His younger sister, Andrea, is working on her bachelor's degree in Industrial Engineering at Nebraska. "I guess they got the smart genes and I got the athletic ones."
- Credits his high school soccer coach, Mike Bailey, with having the greatest influence on his career. "He was the one who encouraged me to initially pursue kicking and punting and was very supportive throughout the process."
- **Favorites: Movie** - *Patch Adams*; **Music** - "I listen to a little bit of everything, but mostly Country." **Meal** - Wife's meatloaf

HENERY IN THE REGULAR SEASON ...

	FG/FGA	Pct.	Lg
vs. NFC East	8/8	100.0	38
vs. NFC	15/18	83.3	47
vs. AFC	1/1	100.0	35
at Lincoln Financial Field	10/12	83.3	47
on the road	6/7	85.7	35
on turf	4/5	80.0	35
on grass	12/14	85.7	47
indoors	2/3	66.7	34
outdoors	14/16	87.5	47
in September	5/6	83.3	38
in October	8/10	80.0	35
in November	3/3	100.0	47
when tied	3/3	100.0	36
before bye week	11/14	78.6	38
after bye week	5/5	100.0	47

HENERY'S CAREER STATISTICS

Year	Team	GP	FG-FGA	Pct	Lg	Blk	XP-XPA	Pct	Blk	Pts	KO	TB
2011	Phil.	10	16/19	84.2	47	0	27-27	100.0	0	79	52	16
TOTALS		10	16/19	84.2	47	0	27-27	100.0	0	79	52	16

HENERY'S CAREER FIELD GOAL BREAKDOWN

FIELD GOALS											
Year	Team	1-19	Pct	20-29	Pct	30-39	Pct	40-49	Pct	50+	Pct
2011	Phil.	0-0	0.0	7-7	100.0	8-10	80.0	1-1	100.0	0-1	0.0
TOTALS		0-0	0.0	7-7	100.0	8-10	80.0	1-1	100.0	0-1	0.0

ADDITIONAL CAREER STATS

SPECIAL TEAMS TACKLES: (2) - 2011 (2)

CHAS HENRY

8

PUNTER

6-3, 220	Born 1/6/89 in Dallas, GA
Florida	East Paulding HS, Dallas, GA
Rookie	Acquired - Rookie FA (2011)

Chas Henry signed with the Eagles as a rookie free agent in 2011. A four-year letterman at Florida, Henry was the 2010 recipient of the Ray Guy Award, given to the nation's top punter. He was a consensus first-team All-America selection after finishing the year with a 45.1-yard average on 50 punts, while also serving as the team's kicker for part of the season.

COLLEGE HIGHLIGHTS

- A four-year letterman at Florida, punted 165 times for 7,090 yards (43.0 avg.), with a long of 75
- As a senior in 2010, was a consensus first-team All-America selection, and the recipient of the Ray Guy Award, given to the nation's top punter after averaging 45.1 yards on 50 punts
- Also filled in as a place kicker, going 7-for-11 and nailing a career-long 47-yard attempt in the Outback Bowl
- A second-team All-SEC selection as a junior in 2009, averaged 43.4 yards on 34 punts, while allowing just 21 return yards all season
- Was a member of the 2008 National Championship team as a sophomore, and was one a semifinalist for the Ray Guy Award. On the season, he averaged 43.4 yards per punt, which ranked third in the SEC
- Had 37 punts as a freshman in 2007, totaling 1,453 yards and a 39.3 average. He landed 14 punts inside the 20-yard line while surrendering no touchbacks

PERSONAL

- Attended East Paulding HS in Dallas, GA, where he was a versatile athlete and rated the # 1 punter in the nation by Scout.com
- Was the varsity punter and kicker since his freshman year at East Paulding, and became the starting quarterback during his sophomore year. He went on to lead his squad to the quarterfinals of the Georgia state playoffs by throwing for more than 1,700 yards and 17 touchdowns
- Parents are David and Judy Henry

2011 GAME-BY-GAME STATISTICS

Date		Opp	W/L	No	Yds	Avg	Net	TB	In20	Lg	Blk
Sep 11	at	StL	W	3	109	36.3	36.3	0	0	39	0
Sep 18	at	Atl	L	4	179	44.8	35.0	1	2	52	0
Sep 25		NYG	L	2	90	45.0	45.0	0	1	49	0
Oct 2		SF	L	2	87	43.5	46.5	0	0	45	0
Oct 9	at	Buf	L	2	72	36.0	26.0	1	0	37	0
Oct 16	at	Was	W	3	131	43.7	35.7	1	0	50	0
Oct 30		Dal	W	2	92	46.0	28.5	0	0	52	0
Nov 7		Chi	L	2	71	35.5	26.0	0	1	44	0
Nov 13		Arz	L	8	342	42.8	39.4	0	4	52	0
Nov 20	at	NYG	W	6	261	43.5	40.2	1	2	60	0
Nov 27		NE									
Dec 1	at	Sea									
Dec 11	at	Mia									
Dec 18		NYJ									
Dec 24	at	Dal									
Jan 1		Was									
Totals				**34**	**1434**	**42.2**	**36.9**	**4**	**10**	**60**	**0**

HENRY'S CAREER STATISTICS

Year	Team	GP	No	Yds	Avg	OpRt	Yds	TB	NtYds	NtAvg	In20	Lg	Blk
2011	Phil.	10	34	1434	42.2	15	98	4	1256	36.9	10	60	0
TOTALS		**10**	**34**	**1434**	**42.2**	**15**	**98**	**4**	**1256**	**36.9**	**10**	**60**	**0**

CAREER HIGHS

Punts	**8**	(11/13/11 vs. Arz.)
Yards	**342**	(11/13/11 vs. Arz..)
Long	**60**	(11/20/11 at NYG)
In20	**4**	(11/13/11 vs. Arz.)
Gross	**46.0**	(10/30/11 vs. Dal.)
Net	**46.5**	(10/2/22 vs SF)

ADDITIONAL CAREER STATS

PASSING: 2011 (1-0-0)
SPECIAL TEAMS TACKLES: 2011 (1)

TODD HERREMANS 79

GUARD/TACKLE

6-6, 321	Born 10/13/82 in Grand Rapids, MI
Saginaw Valley State	Ravenna HS, Ravenna, MI
7th year	Acquired - D4b-05 (126th overall)

An athletic and dependable force on the offensive line, Todd Herremans (pronounced HARE-uh-mens) opened the 2011 season at right tackle after five seasons of solid play at the left guard position. A fourth-round draft choice of the Eagles, Herremans earned a five-year contract extension in 2006 that will keep him in Philadelphia through 2013.

CAREER HIGHLIGHTS

- Named to Larry Weisman's *USA Today* 2008 All-Joe Team, which honors the NFL players whose work doesn't necessarily garner headlines, but is integral to the success of their football team
- Scored the first TD of his career on a one-yard pass from QB Donovan McNabb, while playing as an eligible receiver on a goal-line play at Sea. (11/2/08). Became just the 2nd offensive lineman in team history to catch a TD pass and the first since Bob Gonya did so on 10/7/34 vs. Pit.
- Caught his second career TD on a two-yard pass from QB Michael Vick, while playing as an eligible receiver on a goal-line play at Dal. (12/12/10). His two career TD receptions are the most ever for an Eagles offensive lineman

2011 HIGHLIGHTS

- Was named to *Pro Football Weekly's* Mid-Season All-Pro team
- Shifted to start at LT for an injured Jason Peters at Was. (10/16)

IN THE TRENCHES

- **His definition of an O-lineman:** "The ultimate team player. They never touch the ball or score points or get highlights on SportsCenter. But no one else is going to get that done unless we do our job."
- **Favorite O-lineman:** Russ Grimm. "I like his style, he was nasty. He wasn't super gifted, but he was relentless on the field. I really enjoy watching his highlight tapes."

CAREER SERVICE

YEAR	TEAM	GP/GS
2005	Phil.	4/4
2006	Phil.	16/16
2007	Phil.	16/15
2008	Phil.	16/15
2009	Phil.	11/11
2010	Phil.	16/15
2011	Phil.	10/10
Totals		88/85

First NFL game and start: vs. GB (11/27/05)

Playoffs

YEAR	TEAM	GP/GS
2006	Phil.	2/2
2008	Phil.	3/3
2009	Phil.	1/1
2010	Phil.	1/1
Totals		7/7

Starts by position: 2005: 4 at LT, **2006:** 16 at LG (2 at LG in playoffs), **2007:** 15 at LG, **2008:** 15 at LG (3 at LG in playoffs), **2009:** 10 at LG, 1 at LT (1 at LG in playoffs), **2010:** 15 at LG (1 at LG in playoffs), **2011:** 9 at RT, 1 at LT

BIRDSEED

- Took up chess as a hobby in college and became addicted. Has been invloved in Eagles Youth Partnership's annual chess tournament for the past three years. "When I was in college, one of my buddy's parents brought us a chess set and three or four of us ended up sitting around playing chess all the time. I got into the strategy of the game and liked how you always had to think three or four steps ahead all the time. Then I got to see how good the kids were with the EYP event, and was amazed."
- Growing up in the small town of Ravenna (pronounced ruh-VENN-uh), located in the western part of Michigan, didn't aid in getting Todd recruited to play football at a Division I-A school. In a town that had one blinking street light, one gas station and one privately owned grocery store, the football program was very small. In fact, his senior year team consisted of just 19 players. Although he played tight end, offensive tackle, and defensive tackle, his talented but underexposed career went unnoticed by the big schools. That's why he decided on Saginaw Valley State, a small teaching school at the Division II level, which offered him a scholarship that covered half of his tuition
- Aspires to become an actor one day and enjoys going to live theatre. Was a member of the drama club in high school and played the lead role in the play *Tom Jones* during his junior year
- Has a strong interest in drawing and other forms of art. Has worked over the years with various different mediums including chalk, graphite, and water colors
- Herremans on his first part-time job at a pickle factory: "First job I ever had was at the Swanson Pickle Company. Mainly I did general maintenance, carpentry, electric work, that kind of thing. You might ask if I ate all the pickles, but they weren't pickles yet. At the factory they were cucumbers, and I ate my fair share of cucumbers."

NOBODY'S PERFECT

Was one pitch away from firing a perfect game in high school. With two outs in the 7th inning, a fly ball to left field was misplayed and ended his bid for the perfect game.
"I had a knuckle ball, but I mostly relied on fastballs."

ADDITIONAL CAREER STATISTICS

TOUCHDOWNS: 2008 (1 at Sea. 11/2/08), 2010 (1 at Dal. 12/12/10)
RECEIVING: 2-3-2lg-2TD – 2008, 2010

BRANDON HUGHES 27

CORNERBACK

5-11, 188	Born 5/23/86 in Bloomington, IL
Oregon State	Bloomington HS, Bloomington, IL
3rd year	Acquired - FA-NYG-2010

Brandon Hughes joined the Eagles on 11/23/10 after spending the first ten games of the regular season on the New York Giants practice squad. Originally a fifth-round draft selection of the Chargers in 2009, Hughes has been a key contributor on special teams since joining the team. He finished his career at Oregon State ranked second all-time with 43 career starts, while finishing with 168 tackles (12.5 TFLs), three interceptions, 36 pass breakups, one forced fumble and one fumble recovery

BIRDSEED

- His greatest love besides football is writing. Hughes, who was a staff member on Oregon State's student newspaper, *The Daily Barometer*, is intrigued by the journalistic aspect of writing - most specifically the media side. "If I wasn't playing football, I'd probably be studying the communication field in a much broader sense," says Hughes.
- Would like to be a skilled pianist one day. Hughes actually took a class for one term in college, but it did not cater to his football schedule. "I had some free time for the class, but it was not enough to meet my teacher's expectations. I'm still working on it, though."

A BROTHER'S WORTH

Considers his older brother, Keybrooks, as one of the biggest influences on his life and career. "He was a father figure to my siblings and I," remembers Hughes. "Even though he was my brother, I used to call him 'pops.' As a teenager, he had to sometimes make adult decisions just to provide for the family. I admire him and he helped put me on the right track."

PERSONAL

- A three-year letterman and two-year starter at Bloomington (IL) HS, finished his career with 34 receptions for 1,008 receiving yards and 16 touchdowns. Also played defensive back
- Earned first-team All-Big 12 Conference honors as a senior
- Member of a team that went 13-1 and was the state's 6A state runner-up
- Played in the Shrine All-Star game
- Also competed in track & field, where he was a two-time Intercity Meet champion and a school record-holder in the 400-meter event
- **What he loves most about the game of football:** "I love the team aspect. You can always find yourself being around a different group of characters. In my eyes, that's what makes football so fun."
- Claims that having confidence is one of the most underrated attributes needed in the sport of football. "I like to think that football is 80 percent confidence and 20 percent skill," says Hughes. "A guy may not be the most athletic or the biggest, but if he carries himself with confidence, he can't be stopped."
- Pregame ritual includes listening to Gospel music 15-20 minutes prior to taking the field
- Used to be a bus boy at a local restaurant growing up. "I feel like everybody should work in a restaurant at some point in their life. From picking up after people, to cleaning dishes, you can obtain some unique qualities."
- **Favorites: Meal -** Calamari; **Book -** *Danger on Panther Peak* by Bill Wallace; **Movie -** Any Denzel Washington movie; **TV Show -** *Law & Order*; **Musical Artists -** R. Kelly, Carl Thomas and Joe
- Son of Robert Hughes and Ceneta Brooks
- Has six brothers and sisters
- Earned a degree in communication

INJURY REPORT

- Was inactive vs. SF (10/2) with a hamstring strain suffered in the 2nd quarter vs. NYG (9/25)

2011 GAME-BY-GAME STATISTICS

Date	Opp	W/L	P/S	S	A	T	Sac	Hur	Int	Yds	Lg	KD	FF	FR
Sep 11	at StL	W	1/0	0	0	0	0.0	0	0	0	0	0	0	0
Sep 18	at Atl	L	1/0	0	0	0	0.0	0	0	0	0	0	0	0
Sep 25	NYG	L	1/0	0	0	0	0.0	0	0	0	0	0	0	0
Oct 2	SF	L	0/0	INACTIVE/HAMSTRING										
Oct 9	at Buf	L	1/0	0	0	0	0.0	0	0	0	0	0	0	0
Oct 16	at Was	W	1/0	0	0	0	0.0	0	0	0	0	0	0	0
Oct 30	Dal	W	1/0	0	0	0	0.0	0	0	0	0	0	0	0
Nov 7	Chi	L	1/0	0	0	0	0.0	0	0	0	0	0	0	0
Nov 13	Arz	L	1/0	0	0	0	0.0	0	0	0	0	0	0	0
Nov 20	at NYG	W	1/0	0	0	0	0.0	0	0	0	0	0	0	0
Nov 27	NE													
Dec 1	at Sea													
Dec 11	at Mia													
Dec 18	NYJ													
Dec 24	at Dal													
Jan 1	Was													
Totals			9/0	0	0	0	0.0	0	0	0	0	0	0	0

CAREER HIGHS

Tackles	3	(1/2/11 vs. Dal.)

HUGHES' CAREER STATISTICS

			TACKLES					INTERCEPTIONS								
Year	Team	GP/GS	Tot	Solo	Ast	Sack	Yds	Int	Yds	Lg	TD	KD	FF	FR	Yds	STT
2010	Phil.	1/0	3	2	1	0.0	0	0	0	0	0	0	0	0	0	7
2011	Phil.	9/0	0	0	0	0.0	0	0	0	0	0	0	0	0	0	4
TOTALS		10/0	3	2	1	0.0	0	0	0	0	0	0	0	0	0	11
PLAYOFFS																
2010	Phil.	0/0	0	0	0	0.0	0	0	0	0	0	0	0	0	0	0
TOTALS		0/0	0	0	0	0.0	0	0	0	0	0	0	0	0	0	0



PHILLIP HUNT 76

DEFENSIVE END

6-0, 248	Born 1/10/86 in Fort Worth, TX
Houston	Dunbar HS, Fort Worth, TX
1st year	Acquired - FA-11

A former sack artist for the Winnipeg Blue Bombers of the CFL, Phillip Hunt signed with the Eagles on 2/11/11. Hunt amassed 19 sacks over the last two seasons for Winnipeg, including a league-leading 16 in 2010. Originally a rookie free agent signing of the Cleveland Browns in 2009, Hunt played collegiately at Houston and finished his career as the school's all-time leader in sacks with 34.

PERSONAL

- Was a two-time first-team all-district selection at Dunbar High School
- **Favorite movie:** *The Wood*; **Musician:** Young Jeezy; **TV Show:** *Fresh Prince of Bel-Air*
- Majored in kinesiology and sports administration
- Has a son, Cameron
- Son of Noni Roberts
- Full name: Phillip Wayne Hunt, Jr.

CAREER HIGHLIGHTS

- Amassed 19 sacks in two seasons for the Winnipeg Blue Bombers of the CFL, including a league-leading 16 in 2010

COLLEGE

- Played four seasons at Houston (2005-08), finishing his career as the school's all-time leader in sacks with 34. Also compiled 188 tackles, 51 tackles for a loss, 17 pass breakups, six forced fumbles, two fumble recoveries and one interception
- Garnered Conference USA Defensive Player of the Year honors as a senior in 2008, after leading the conference in sacks (14) and tackles for a loss (18.5)
- Earned All-Conference USA selections in three consecutive seasons from 2006-08, three C-USA Defensive Player of the Week nods and was an All-Freshman Team choice in 2005
- Led the team in sacks (10.5) and tackles for a loss (18) as a junior in 2007
- Ranked fourth in the conference with eight sacks in 2006

2011 GAME-BY-GAME STATISTICS

Date		Opp	W/L	P/S	S	A	T	Sac	Hur	Int	Yds	Lg	KD	FF	FR
Sep 11	at	StL	W				INACTIVE								
Sep 18	at	Atl	L	1/0	0	0	0	0.0	0	0	0	0	0	0	0
Sep 25		NYG	L	1/0	0	0	0	0.0	1	0	0	0	0	0	0
Oct 2		SF	L	1/0	1	0	1	0.0	2	0	0	0	0	0	0
Oct 9	at	Buf	L	1/0	0	0	0	0.0	2	0	0	0	0	0	0
Oct 16	at	Was	W	1/0	1	0	1	0.0	0	0	0	0	0	0	0
Oct 30		Dal	W	0/0			INACTIVE								
Nov 7		Chi	L	0/0			INACTIVE								
Nov 13		Arz	L	0/0			INACTIVE								
Nov 20	at	NYG	W	0/0			INACTIVE								
Nov 27		NE													
Dec 1	at	Sea													
Dec 11	at	Mia													
Dec 18		NYJ													
Dec 24	at	Dal													
Jan 1		Was													
Totals				5/0	2	0	2	0.0	5	0	0	0	0	0	0

HUNT'S CAREER STATISTICS

			TACKLES					INTERCEPTIONS							
Year	Team	GP/GS	Tot	Solo	Ast	Sacks	Yds	Int	Yds	Lg	TD	KD	FF	FR	Yd
2011	Phil.	5/0	2	2	0	0.0	0.0	0	0	0	0	0	0	0	0
TOTALS		**5/0**	**2**	**2**	**0**	**0.0**	**0.0**	**0**	**0**	**0**	**0**	**0**	**0**	**0**	**0**



DeSEAN JACKSON 10

WIDE RECEIVER

5-10, 175	Born 12/1/86 in Los Angeles, CA
California	Long Beach Poly, Long Beach, CA
4th year	Acquired - D2b-08 (49th overall)

Armed with a unique combination of speed, skill and a relentless, competitive nature, DeSean Jackson has become arguably the most dynamic weapon in the NFL. The team's 2nd round draft pick in 2008 out of California, Jackson followed up a record-setting rookie campaign with two Pro Bowl campaigns in 2009 and 2010. In fact, he became the first player in league history to earn a Pro Bowl berth at two positions in 2009.

CAREER HIGHLIGHTS

- Became the first player in NFL history to earn Pro Bowl honors at two positions (kick returner and wide receiver) in 2009. Also received *The Sporting News* first-team All-Pro honors and Associated Press second-team All Pro honors at punt returner
- Registered 8 TDs of 50+ yards in 2009, tying Elroy "Crazy Legs" Hirsch (1951) and Devin Hester (2007) for the NFL record
- His average of 52.8 yards per score in 2009 was the highest in NFL history among players with at least 10 TDs scored in a season. Chicago's Harlon Hill previously held the record with a 50.6 average in 1956
- Is one of 8 players in NFL history to have eclipsed the 900-yard mark in each of their first three NFL seasons and became the 4th Eagles to top the 1,000-yard mark in consecutive seasons, joining Irving Fryar (1996-97), Mike Quick (1983-85), and Tommy McDonald (1961-62)
- Is the Eagles all-time leader in punt return touchdowns (4) and playoff punt return yards (145). Ranks 3rd with 1,199 punt return yards in the regular season record book, trailing Brian Mitchell (1,369) and Wally Henry (1,231)
- Became the 2nd player in NFL history to score TDs via receiving, rushing and punt return during each of his first three seasons, joining Washington's Dick Todd (1939-41)
- Has averaged 45.2 yards per score on 28 career TDs (including postseason). Additionally, 20 of his TDs traveled 30+ yards (including 14 TDs of 50+ yards)
- In 2009, Jackson (23 years old), Jeremy Maclin (21) and Brent Celek (24), became the first trio of teammates aged 24-years-or-younger in NFL history to each post 50+ catches, 750+ yards and 4+ TDs. Additionally, he and Celek became the first duo in team history to each compile 900+ receiving yards in the same season
- In 2009, became the first player in NFL history to record a 60+ yard TD in each of the first three games of a season. The last NFL player to do so in any three consecutive games was KC's Dante Hall in 2003, and the last Eagle to do so was Jack Ferrante in 1945
- Holds the Eagles record for most receiving yards in his first three NFL seasons, surpassing the total set by Fred Barnett (2,752 from 1990-92). He needs just 150 yards to pass Mike Quick (3,864) for most yards after first four campaigns
- Set Eagles rookie records in receiving yards (912) and total yards from scrimmage (1,008) in 2008
- Set the Eagles record for rookie wide receivers (2nd among all rookies) with 62 receptions in 2008, surpassing Don Looney's total of 58 in 1940. Also became the first Eagles rookie to lead the team in receptions since Keith Jackson did so with 81 in 1988

D-JAC ON THE ATTACK

Since entering NFL as a 2nd round draft choice in 2008, Jackson is first in the NFL in yds/catch (18.0) among players with 200+ receptions and ranks 3rd in punt return yds (1,199).

Jackson became the first player in NFL history to post 3,500 receiving yards and 1,000 punt return yards in his first four seasons in the league

2011 HIGHLIGHTS

- At NYG (11/20), set up a FG with a 32-yard catch from Vince Young, set up a TD with a 51-yard punt return, and set up the game-winning TD with a 10-yard catch and run from Young on 3rd-and-4
- Grabbed a 31-yard screen pass from Michael Vick at Buf (10/9) for a touchdown as part of a 5-86 receiving performance
- Racked up a season-high 171 yards on 6 catches vs. SF (10/2), including grabs of 61 and 45 yards from Vick
- Posted 102 receiving yards on 6 catches at StL (9/11), including a 6-yard TD from Vick

Jackson ranks 2nd in team history with four 150-yard receiving games behind Tommy McDonald, (5). Fred Barnett and Ben Hawkins each have four

BIRDSEED

- In honor of his father, Bill, who passed away from pancreatic cancer in 2009, DeSean and his family created a family foundation, The DeSean Jackson Foundation for Pancreatic Cancer. The foundation conducts an annual speed camp for children and a fundraising gala to help raise money and awareness for this deadly disease. The foundation also works to improve the quality of life for patients and their immediate family members who seek information and assistance during this vulnerable time. For more information on these efforts, please log on to foundation10.com
- In 2011, Jackson took part in a Nike and Foot Locker TV ad along with NBA stars Amar'e Stoudemire and Chris Bosh ... also appeared with Ray Lewis, Shawne Merriman, and Tony Gonzalez on a Funny or Die web show entitled "Field of Dreams2: NFL Lockout with Taylor Lautner"
- In 2010, Jackson was joined by Dwight Howard, Chris Johnson, Tyson Gay, Maureece Greene, and Shaquille O'Neal in a relay race on an episode of ABC's *Shaq Vs.*
- Jackson's brother, Byron, who spent two seasons in the NFL on the Chiefs practice squad (1992-93), began taping DeSean's football games at a very young age in order to help him hone his skills. Eventually he began taping other things involving DeSean that they hope to use some day in a documentary



ANTI-BULLYING CAMPAIGN

When Jackson learned of Nadin Khoury's nightmarish day at school in suburban Philadelphia in 2011, he wanted to help. When the 13-year-old Khoury made a brave appearance on "The View" to tell his story of being beaten by six older students to a national TV audience, Jackson made it a point to visit him that on set that day to uplift his spirits. Since then, Jackson regularly speaks with Nadin, took him to the ESPYs as a special guest, and has made it a point to speak to schools in Philadelphia and California in an effort to put bullying to an end.

DeSEAN JACKSON

- Prior to the 2008 NFL Draft, was mentored by WR Jerry Rice. "He emphasized to me the importance of my life off the field as much as he did on the field."
- Credits all of his four older brothers for making him the athlete he is today. They would have their little brother up on Sunday mornings the day after his high school games working on his skills. "When other kids were still in bed on Sundays, my brothers had me up working. They made me tough. They wouldn't let me be a punk." All four brothers played collegiate football: Byron (San Jose St.), Derrick (Idaho St.), Travis (Utah St.) and Jay (Santa Monica Junior College). Byron now works in the editing office at FOX Sportsnet in Los Angeles
- DeSean has become a spokesperson for the Eagles Play 60 campaign. This initiative promotes physical fitness to help combat the youth obesity epidemic
- For more info, log on to DeSeanJackson10.com, his authentic twitter account at DeseanJackson10, or by facebook at www.facebook.com/DeSeanJackson10 ... Snoop Dogg created a track in honor of Jackson that introduces his web site

BIG PLAY D.J.

Of Jackson's 28 career touchdowns, 20 have covered 30+ yards:

10/5/08	vs. Was	68-yd. punt return
1/18/09	at Arz*	62-yd. pass from McNabb
9/13/09	at Car	85-yd. punt return
9/20/09	vs. NO	71-yd. pass from Kolb
9/27/09	vs. KC	64-yd. pass from Kolb
10/26/09	at Was	67-yd. run
10/26/09	at Was	57-yd. pass from McNabb
11/1/09	vs. NYG	54-yd. pass from McNabb
11/22/09	at Chi	48-yd. pass from McNabb
11/29/09	vs. Was	35-yd. pass from McNabb
12/13/09	at NYG	72-yd. punt return
12/13/09	at NYG	60-yd. pass from McNabb
9/19/10	at Det	45-yd. pass from Vick
9/26/10	at Jax	61-yd. pass from Vick
10/17/10	vs. Atl	31-yd. run
10/17/10	vs. Atl	34-yd. pass from Kolb
11/15/10	at Was	88-yd. pass from Vick
12/12/10	**at Dal**	**91-yd. pass from Vick**
12/19/10	at NYG	65-yd. punt return
10/9/11	at Buf	31-yd. pass from Vick

* Playoffs

ACTION JACKSON

- Jackson's 18.3 yards per catch in his first three seasons rank 4th in NFL history behind Bob Hayes (20.3 from 1965-67), Charley Hennigan (18.5 from 1960-62), and Randy Moss (18.4 from 1998-2000) ... min. 150 catches
- Michael Vick's QB rating when throwing to Jackson in 2010 was 105.0 (42 for 82 atts., 985 yards and 5 touchdowns)
- Since joining the league in 2008, Jackson leads the NFL in touchdowns of 50+ yards (14, including one in the playoffs)

PLAYER OF THE WEEK/MONTH AWARDS

NFC Offensive POW	Dec. 12, 2010 at DAL
NFC Special Teams POM	December, 2009
NFC Special Teams POW	Dec. 13, 2009 at NYG
NFC Offensive POW	Oct. 26, 2009 at WAS
NFC Offensive POM	September, 2009
NFC Special Teams POW	Sept. 13, 2009 at CAR

PERSONAL

- Resides in Los Angeles and South Jersey. Son of Gayle, a proud member of Delta Sigma Theta sorority, and the late Bill Jackson. Has four older brothers, who all played football in college
- An All-America selection as a senior at Long Beach Polytechnic HS, was the recipient of the 2004 Glenn Davis Award by the *Los Angeles Times* as Southern California's POY. Posted 60 receptions for 1,075 yards and 15 TDs (two for punt returns), and led his team to the CIF Southern Section championship. In the CIF title game, he was a last-minute replacement on defense and responded with two INTs, one of which he returned 68 yards for a TD. Earned All-State accolades as a junior
- Also starred in baseball and was ranked by *Baseball America* as the third-best all-around athlete in the MLB draft prospect pool in 2005 after hitting .380 with 20 stolen bases in his senior season. Also set the state 4x100 record in track
- Credits his parents for doing a great job of keeping him out of all the trouble that he could have gotten into living in the Crenshaw section of Los Angeles. "I had friends who've been shot, paralyzed and put in jail. It was unfortunate to see people I considered friends involved in things that could get them killed. If I wasn't involved in sports and didn't have my father to keep me out of those things, I could have ended up the same way."
- Has become involved with the United Way, participating in a PSA for the United Way of Southeastern Pennsylvania
- In December of 2008, hosted a birthday party for senior citizens at the Stapeley Nursing Home where his aunt resides. DeSean passed out gifts and birthday cake to the residents
- Graced the cover of EA Sports NCAA Football 2009
- Played basketball in high school and is a high-scoring player on the Eagles offseason basketball squad
- **Favorite video games:** NBA 2K10 and Modern Warfare ... **Favorite music artists:** Snoop Dogg, Nipsey Hussle, Gillie Da Kid, Lil Wayne, Jay Z and Tupac ... **Favorite teams and athletes growing up:** Atlanta Braves, Los Angeles Lakers and Michael Jordan
- Majored in social welfare

DeSEAN JACKSON

2011 GAME-BY-GAME STATISTICS

				RECEIVING					RUSHING					PUNT RETURNS						
Date	Opp	W/L	GP/GS	No	Yds	Avg	Lg	TD	Att	Yds	Avg	Lg	TD	No	FC	Yds	Avg	Lg	TD	TYS
Sep 11	at StL	W	1/1	6	102	17.0	41	1	0	0	0.0	0	0	0	1	0	0.0	0	0	102
Sep 18	at Atl	L	1/1	2	21	10.5	11	0	1	0	0.0	0	0	3	1	6	2.0	8	0	21
Sep 25	NYG	L	1/1	2	30	15.0	17	0	1	3	3.0	3	0	1	1	13	13.0	13	0	33
Oct 2	SF	L	1/1	6	171	28.5	61	0	0	0	0.0	0	0	1	0	-1	-1.0	-1	0	171
Oct 9	at Buf	L	1/1	5	86	17.2	31t	1	1	-4	-4.0	-4	0	2	0	27	13.5	20	0	82
Oct 16	at Was	W	1/1	3	46	15.3	23	0	0	0	0.0	0	0	0	2	0	0.0	0	0	46
Oct 30	Dal	W	1/1	3	31	10.3	14	0	0	0	0.0	0	0	1	2	-3	-3.0	-3	0	31
Nov 7	Chi	L	1/1	2	16	8.0	10	0	1	10	10.0	10	0	1	1	-9	-9.0	-9	0	26
Nov 13	Arz	L	0/0						INACTIVE											
Nov 20	at NYG	W	1/1	6	88	14.7	32	0	0	0	0.0	0	0	3	0	54	18.0	51	0	88
Nov 27	NE																			
Dec 1	at Sea																			
Dec 11	at Mia																			
Dec 18	NYJ																			
Dec 24	at Dal																			
Jan 1	Was																			
Totals			9/9	35	591	16.9	61	2	4	9	2.3	10	0	12	8	87	7.3	51	0	600

100-YARD RECEIVING GAMES (13)

Yds	Date	Opp	Rec	TD
210	12/12/10	at Dal (W)	4	1
178	12/13/09	at NYG (W)	6	1
171	10/2/11	vs. SF (L)	6	0
153	9/26/10	at Jax (W)	5	1
149	9/27/09	vs. KC (W)	6	1
140	12/20/09	vs. SF (W)	6	1
135	9/19/10	at Det (W)	4	1
110	9/15/08	at Dal (L)	6	0
109	11/7/10	vs. Ind (W)	7	1
107	11/22/09	at Chi. (W)	8	1
106	9/7/08	vs. StL (W)	6	0
102	9/11/11	at StL (W)	6	1
101	9/20/09	vs. NO (L)	4	1

JACKSON'S CAREER STATISTICS

			RECEIVING					RUSHING					PUNT RETURNS					
Year	Team	GP/GS	No	Yds	Avg	Lg	TD	Att	Yds	Avg	Lg	TD	No	FC	Yds	Avg	Lg	TD
2008	Phil.	16/15	62	912	14.7	60	2	17	96	4.6	21	1	50	16	440	8.8	68t	1
2009	Phil.	15/15	62	1156	18.6	71t	9	11	137	12.5	67t	1	29	15	441	15.2	85t	2
2010	Phil.	14/14	47	1056	22.5	91t	6	16	104	6.5	31t	1	20	8	231	11.6	65t	1
2011	Phil.	9/9	35	591	16.9	61	2	4	9	2.3	10	0	12	8	87	7.3	20	0
TOTALS:		54/53	206	3715	18.0	91t	19	48	346	7.2	67t	3	111	47	1199	10.8	85t	4
PLAYOFFS																		
2008	Phil.	3/3	11	207	18.8	62t	1	1	2	2.0	2	0	7	2	122	17.4	62	0
2009	Phil.	1/1	3	14	4.7	6	1	0	0	0.0	0	0	2	2	9	4.5	8	0
2010	Phil.	1/1	2	47	23.5	28	0	0	0	0.0	0	0	1	1	14	14.0	14	0
TOTALS		5/5	16	268	16.8	62t	2	1	2	2.0	2	0	10	5	145	14.5	62	0

ADDITIONAL CAREER STATISTICS

FUMBLES/LOST: (9/4) - 2008 (4/2), 2009 (3/1), 2010 (4/1), 2011 (1/1)

PASSING: 2008 (1-0-0-1INT-0TDs)

KICKOFF RETURNS: 2-12-12lg; 1-0-0lg vs. TB 10/11/09, 1-12-12lg vs. Pit. 9/21/08

CAREER HIGHS

Recepts	8	(2x - 11/22/09 at Chi.)
Yards	210	(12/12/10 at Dal)
Long	91t	(12/12/10 at Dal)
TDs	1	(19x - 10/9/11 at Buf)
Rush atts.	3	(3x - 11/7/10 vs. Ind)
Yards	67	(10/26/09 at Was)
Long	67t	(10/26/09 at Was)
TDs	1	(3x - 10/17/10 vs. Atl)

Punt rets.	8	(9/7/08 vs. StL)
Yards	109	(1/4/09 at Min., NFC-WC)
	106	(9/13/09 at Car.)
Long	85t	(9/13/09 at Car.)

JAMAAL JACKSON 67

CENTER

6-4, 325	Born 5/8/80 in Miami, FL
Delaware St	Miami Senior HS, Miami, FL
8th year	Acquired -Rookie FA in 2003

Originally a rookie free agent signing by the Eagles in 2003 from Delaware State, Jamaal Jackson took the long road to reach the status of being an NFL starter. In fact, he made 71 consecutive starts at center after earning a starting role midway through the 2005 season. Jackson returns this season after missing the majority of 2010 due to a torn triceps suffered in the season opener against Green Bay.

CAREER HIGHLIGHTS

- Was named to Peter King's *Sports Illustrated*'s All-Pro team following the 2006 season

IN THE TRENCHES

- **The best part of being an O-lineman:** "We get to do the dirty work. I kind of like that. It exemplifies what this city is all about."
- **Most challenging aspect of your job:** "Trying to communicate a slew of information in less than seven seconds to every player on the field but the receivers."
- **Most underrated attribute of being an O-lineman:** "Smarts and intelligence. The preparation. There's a lot more that goes into it than just banging into people. It's all based on angles, reads, and knowing your assignment."
- **Your advice to aspiring O-linemen:** "You always have the advantage being an offensive lineman, you know the snap count, you know the play call - run or pass."
- **Worst part of being 6-4, 325 pounds:** "Trying to find clothes that fit. You can't just walk into Macy's and find something that fits. It just doesn't work like that."

BIRDSEED

- Took his first snap at center during high school football practice when the first-string center was absent from practice and the 2nd stringer was hurt during practice. Said his offensive line coach Earl Tillman, "He was comfortable as a tackle at that point and I remember him saying to me, 'I don't know how to snap.' But after a few days, he said 'I'm starting to like this center position.' I still tell that story to my players and stress to them how important it is to be versatile, especially as an offensive lineman."
- Made an impressive climb from Division I-AA Delaware State to a starter in the NFL. "Being in the NFL this long, you realize the guy from the bigger school is going to get the better shot," said Jackson. "But I'm proud to be from Delaware State. It made me the hard worker I am today." ... At Delaware State, Jackson's team made just one airplane trip per season (to either Florida A&M or Bethune-Cookman) as they traveled by bus with the longest trip being 13 hours to South Carolina State

HALL OF FAME HORNET

A standout offensive lineman from 1999-2002 and the Delaware State University record holder for consecutive starts (45), Jackson was inducted into the school's Hall of Fame in October of 2011. "This is actually the second Hall of Fame I'm getting into this year," said Jackson. "I was inducted into my high school's in March. But I'm thinking two is my limit. I pretty much owe everything to my offensive line coach at Delaware State, Jeff Braxton. He's the reason for everything."

- With his mother, Sadie Smith, unable to work because of severe diabetes, Jackson took jobs as a supermarket clerk and in a recreation center to help support his family in high school. "I got first-hand experience paying bills at the age of 17. It's a serious disease. It was bad for my mother. At one point, she weighed 60 pounds. She couldn't work. That was rough on all of us." ... Jamaal bought his mom a house in Miami during the 2007 offseason

HELPING HAND, ER FOOT

After playing his first high school football game in sneakers on a muddy, rain soaked field in Miami, Jackson received a gift that left a lasting impression. His offensive line coach, Earl Tillman, bought him a pair of cleats and gave him the support he needed to get to college and subsequently make the NFL. "He really looked after me like Juan Castillo does. I really think I wouldn't be in the NFL without him. He was a father figure to me at a young age and I'm indebted to him forever."

QUOTES

- **Earl Tillman, Jackson's high school offensive line coach and now the head coach at Booker T. Washington High School in Miami:** "During lunchtime in high school, we met as an offensive line a few days per week. However, Jamaal would come in to my office every day to talk about life, to talk about football. He was a very humble guy, he accepted anything you would want him to do, and he was very coachable. If he had a problem, he would take it to me in private, not in front of the team. His versatility and his attitude got him to where he is today."

BROTHERLY LOVE

Prior to each game, Jamaal prays to his brother, Kama, who was tragically killed in a car accident during the 2008 season in Miami. In fact, Jackson does all that he can to help support his sister-in-law, Laquadia, and their children. "I think about him all the time and pray for his family."

CAREER SERVICE

YEAR	TEAM	GP/GS
2003	Phil.	0/0
2004	Phil.	0/0
2005	Phil.	8/8
2006	Phil.	16/16
2007	Phil.	16/16
2008	Phil.	16/16
2009	Phil.	15/15
2010	Phil.	1/1
2011	Phil.	10/0
Totals		82/72

First NFL game and start: at Dal. (11/14/05)

Playoffs

YEAR	TEAM	GP/GS
2003	Phil.	0/0
2004	Phil.	0/0
2006	Phil.	2/2
2008	Phil.	3/3
2009	Phil.	IR/Knee
2010	Phil.	IR/Triceps
Totals		5/5

Starts by position: **2005:** 8 at C, **2006:** 16 at C (2 at C in playoffs), **2007:** 16 at C, **2008:** 16 at C (3 at C in playoffs), **2009:** 15 at C, **2010:** 1 at C



JAIQUAWN JARRETT 26

SAFETY

6-0, 196	Born 9/21/89 in Brooklyn, NY
Temple	Fort Hamilton HS, Brooklyn, NY
Rookie	Acquired - D2-11 (54th overall)

The Eagles selected Jaiquawn Jarrett (pronounced JAY-kwahn) with the 54th overall pick in the 2011 NFL Draft. A local product out of Temple University, Jarrett was a four-year starter and a two-time first-team All-MAC performer for the Owls.

2011 HIGHLIGHTS

- Made his first-career NFL start, filling in for an injured Nate Allen vs. Ari. (11/13) and registered seven tackles

PERSONAL

- Jaiquawn's mother, Audrey, has served as a corrections officer at Rikers Island in New York for the past 21 years. A single mom, Audrey raised Jaiquawn along with his three siblings, David, Lincoln and Margaret
- An all-state selection at Fort Hamilton High School, was named the borough of Brooklyn's Defensive Player of the Year as a senior. Helped his team to the Public School Athletic city championships in each of his last two seasons, including a perfect 13-0 record in 2006
- Was named a team captain for the 2007 New York-New Jersey All-Star Classic and the Empire Challenge All-Star Game
- Lettered in track and field, competing as a sprinter in the 100 and 200 meter dashes
- Majored in criminal justice

2011 GAME-BY-GAME STATISTICS

Date		Opp	W/L	P/S	S	A	T	Sac	Hur	Int	Yds	Lg	KD	FF	FR
Sep 11	at	StL	W	0/0			INACTIVE								
Sep 18	at	Atl	L	0/0			INACTIVE								
Sep 25		NYG	L	0/0			INACTIVE								
Oct 2		SF	L	1/0	0	0	0	0.0	0	0	0	0	0	0	0
Oct 9	at	Buf	L	0/0			INACTIVE								
Oct 16	at	Was	W	1/0	0	0	0	0.0	0	0	0	0	0	0	0
Oct 30		Dal	W	1/0	0	0	0	0.0	0	0	0	0	0	0	0
Nov 7		Chi	L	1/0	3	2	5	0.0	0	0	0	0	0	0	0
Nov 13		Arz	L	1/1	6	1	7	0.0	1	0	0	0	0	0	0
Nov 20	at	NYG	W	1/0	0	0	0	0.0	0	0	0	0	0	0	0
Nov 27		NE													
Dec 1	at	Sea													
Dec 11	at	Mia													
Dec 18		NYJ													
Dec 24	at	Dal													
Jan 1		Was													
Totals				6/1	9	3	12	0.0	1	0	0	0	0	0	0

COLLEGE HIGHLIGHTS

- Played in 49 games for Temple (43 starts), finishing his career ranked 11th in school history with 299 tackles. He also became the 11th player to lead the team in tackles in two seasons (2008, 2010)
- Also finished his career ranked eighth on the team's all-time list with nine career interceptions, adding two forced fumbles and six fumble recoveries
- Was a first-team All America selection by *Pro Football Weekly* in 2010 and a unanimous first-team All-MAC performer after starting 12 games and leading the team with 74 tackles, adding two interceptions
- Received numerous awards following his senior season in 2010, including team MVP honors and the Captains award, *Philadelphia Inquirer's* Academic All-Area team, and the National Football Foundation & College Football Hall of Fame Scholar-Athlete Award. Also received the Temple Athletic Department's Enterprise Spirit and Sportsmanship Award
- Earned All-America honorable mention and first-team All-Mac honors as a junior in 2009 after starting 13 games and registering 76 tackles and three interceptions
- Also named the team's recipient of the J. Myron Honigman Award for Spirit, Dedication and Loyalty in 2009
- Started 12 games at safety in 2008, leading the team with a career-high 88 tackles and adding three interceptions and three forced fumbles. Also scored on a four-yard reception vs. Kent State
- Was a freshman All-America second-team choice by *The NFL Draft Report* and was named the team's special teams MVP in 2007
- Played in 12 games (six starts) as a true freshman and notched 61 tackles and one interception

"THE CLINIC"

According to his former college coach, Al Golden, Jarrett is featured in his tape that teaches tackling fundamentals, and has developed the nickname "The Clinic" among many players who have seen the video.

"He's the best tackler that I've been around in my 21 years as a player and a coach," Golden said. "I've never seen anyone tackle like he does in the open field."

Andy Reid echoed Golden's assessment of Jarrett's tackling ability. "You're getting a very explosive hitter; one of the more intimidating, if not the most intimidating safety in this draft," Reid said. "When you talk about people who can come up and smack you, he'll come up and smack you."

JARRETT'S CAREER STATISTICS

			TACKLES					INTERCEPTIONS							
Year	Team	GP/GS	Tot	Solo	Ast	Sacks	Yds	Int	Yds	Lg	TD	KD	FF	FR	Yds
2011	Phil.	6/1	12	9	3	0.0	0.0	0	0	0	0	0	0	0	0
TOTALS		6/1	12	9	3	0.0	0.0	0	0	0	0	0	0	0	0

CAREER HIGHS

Tackles	7	(11/13/11 vs. Ari.)

CULLEN JENKINS

DEFENSIVE TACKLE

97

6-2, 305	Born 1/20/81 in Detroit, MI
Central Michigan	Belleville HS, Belleville, MI
8th year	Acquired - FA (GB) 2011

An imposing and versatile presence along the defensive line, Jenkins signed a five-year contract with the Eagles on 7/30/11 after spending his first seven seasons with the Green Bay Packers. Originally an undrafted free agent signing of the Packers in 2003, Jenkins has experience at both defensive tackle and defensive end, and is the younger brother of former All-Pro DT Kris Jenkins.

CAREER HIGHLIGHTS

- Since 2010, ranks second among all NFL defensive tackles with 12 sacks
- Since entering the league in 2004, ranks fifth among all undrafted players with 36 sacks
- Led the NFL in 2005 with three blocked kicks, joining Chicago's Alfonso Boone (2) as one of just two players with multiple blocks that year

SACKS SINCE 2010 - NFL DTs

Player	Sacks
Ndamukong Suh	13.0
Cullen Jenkins	**12.5**
Tommy Kelly	12.5
Israel Idoniji	11.0

SACKS BY UNDRAFTED PLAYERS SINCE 2004

Player	Sacks
James Harrison	54.0
James Hall	49.5
Adewale Ogunleye	42.0
Chris Clemons	39.0
Cullen Jenkins	**34.5**

BIRDSEED

- His older brother, Kris, was a former All-Pro DT with the Carolina Panthers and New York Jets
- Has aspirations of being an elementary school teacher after his playing days are over
- Enjoys fishing, especially in Florida. His best catch was a 62-inch golden amberjack. In fact, once took an offseason fishing trip to Key West and estimates he caught 60 pounds of tuna, wahoo, snapper and mackerel

2011 HIGHLIGHTS

- Leads the team with 5 tackles for a loss and is second with 5.5 sacks
- Recorded a half sack of Eli Manning at NYG (11/20)
- Sacked Eli Manning vs. NYG (9/25), becoming just the second Eagles DT ever to open the season with a sack in his first three games (Jerome Brown, 1991)
- Posted two sacks of Matt Ryan at Atl. (9/18), marking his fifth-career multi-sack game
- Registered a sack of Rams QB A.J. Feeley in the fourth quarter at StL (9/11)

2011 GAME-BY-GAME STATISTICS

Date		Opp	W/L	P/S	S	A	T	Sac	Hur	Int	Yds	Lg	KD	FF	FR
Sep 11	at	StL	W	1/1	2	1	3	1.0	3	0	0	0	0	0	0
Sep 18	at	Atl	L	1/1	4	2	6	2.0	0	0	0	0	0	0	0
Sep 25		NYG	L	1/1	4	2	6	1.0	0	0	0	0	0	0	0
Oct 2		SF	L	1/1	2	2	4	0.0	2	0	0	0	0	0	1
Oct 9	at	Buf	L	1/1	3	1	4	1.0	0	0	0	0	0	0	0
Oct 16	at	Was	W	1/1	1	1	2	0.0	2	0	0	0	0	0	0
Oct 30		Dal	W	1/1	1	2	3	0.0	2	0	0	0	0	0	0
Nov 7		Chi	L	1/1	2	4	6	0.0	0	0	0	0	0	0	0
Nov 13		Arz	L	1/1	3	1	4	0.0	0	0	0	0	0	0	0
Nov 20	at	NYG	W	1/1	3	1	4	0.5	6	0	0	0	0	0	0
Nov 27		NE													
Dec 1	at	Sea													
Dec 11	at	Mia													
Dec 18		NYJ													
Dec 24	at	Dal													
Jan 1		Was													
Totals				10/10	25	17	42	5.5	15	0	0	0	0	0	1

JENKINS' CAREER STATISTICS

			TACKLES					INTERCEPTIONS							
Year	Team	GP/GS	Tot	Solo	Ast	Sacks	Yards	Int	Yds	Lg	TD	KD	FF	FR	Yds
2004	GB	16/6	28	18	10	4.5	29.5	0	0	0	0	2	1	1	0
2005	GB	16/12	49	28	21	3.0	20.5	0	0	0	0	7	0	1	-2
2006	GB	14/5	48	28	20	6.5	62.0	0	0	0	0	2	0	2	0
2007	GB	16/15	49	31	18	1.0	2.0	0	0	0	0	9	0	0	0
2008	GB	4/4	18	13	5	2.5	25.5	0	0	0	0	1	1	0	0
2009	GB	16/16	50	33	17	4.5	40.5	1	4	4	0	1	3	0	0
2010	GB	11/8	29	20	9	7.0	44.0	0	0	0	0	1	0	0	0
2011	Phil.	10/10	42	25	17	5.5	24.5	0	0	0	0	0	0	1	3
TOTALS		103/76	313	196	117	34.5	248.5	1	4	4	0	23	5	5	1
PLAYOFFS															
2004	GB	1/0	1	0	1	0.0	0.0	0	0	0	0	0	0	0	0
2007	GB	2/2	10	7	3	1.5	16.0	0	0	0	0	1	0	0	0
2009	GB	1/1	2	1	1	0.0	0.0	0	0	0	0	0	0	0	0
2010	GB	4/0	7	6	1	0.5	2.5	0	0	0	0	0	0	0	0
TOTALS		8/3	20	14	6	2.0	18.5	0	0	0	0	1	0	0	0

ADDITIONAL CAREER STATISTICS

BLOCKED PAT: (2) - Blocked P.Dawson attempt vs. Cle (9/18/05); blocked J.Kasay attempt at Car. (10/3/05)

BLOCKED FG: (1) - Blocked J.Reed attempt vs. Pit. (11/6/05)

CAREER HIGHS

Sacks	3.0	(12/17/06 vs Det)
Tackles	7	(3x - 9/13/09 vs Chi)
INTs	1	(10/18/09 vs Det)

MULTI-SACK GAMES (5)

Sk	Opponent
3.0	12/17/06 vs. Det.
2.0	9/18/11 at Atl.
2.0	12/5/10 vs. SF
1.5	9/21/08 vs. Dal.
1.5	1/12/08 vs. Sea., NFC-D

AKEEM JORDAN 56

LINEBACKER

6-1, 230	Born 8/17/86 in Harrisonburg, VA
James Madison	Harrisonburg HS, Harrisonburg, VA
5th year	Acquired - Rookie FA (2007)

Akeem Jordan is a veteran linebacker who has seen action at all three linebacker positions during his career, while also playing a key role on special teams. Originally an undrafted free agent out of Division I-AA James Madison in 2007, Jordan signed a two-year contract with the Eagles prior to the start of the 2011 season.

2011 HIGHLIGHTS

- Is tied for the team lead with 9 special teams tackles (Anderson) and ranks third in special teams production points (83)
- Collected a team-high four special teams tackles vs. Ari. (11/13)

PERSONAL

- Played four years at division I-AA James Madison University, where he won a National Championship in 2004. "There are a lot of great players that came out of division I-AA, and I'm glad I got the chance to make it to the NFL," said Jordan. "It's something that motivates me every day. I'm constantly trying to prove that I'm able to play at this level."
- In 2007, Jordan became the first player from JMU to start in a NFL game since WR Macey Brooks started three games for the Bears in 2000. He also became one of five former Dukes to start in the NFL (Brooks, WR Gary Clark, DE Charles Haley, TE Ed Perry)
- Has won a championship at every level of football besides the NFL. "I have trophies from winning one in Pee Wee, a state title in high school and we were National Champions at JMU. All that's missing is a Super Bowl, and I hope to get that one too."
- Earned all-state honors as a LB and RB at Harrisonburg HS, where he helped his team to a state title as a junior. Also lettered in basketball and track
- Majored in sociology
- Full name: Akeem Raphael Jordan

INJURY REPORT

- Suffered a concussion in the second quarter vs. Dal. (10/30) and did not return
- Was inactive at Atl. (9/18) after suffering a shoulder injury at Stl. (9/11)

CAREER HIGHS

Tackles	14	(12/30/07 vs. Buf.)
Sacks	1.0	(9/13/09 at Car.)
INTs	1	(2x - 9/20/09 vs NO)

BIRDSEED

- He and his girlfriend, Anita, live in Harrisonburg, VA, with their daughter, Aaliyah. Anita is working on her master's degree in counseling at Eastern Mennonite University
- **Talent he'd most like to have:** The ability to play a musical instrument
- **Favorite meal:** spaghetti with cinnamon apple sauce and garlic bread - made by my mother; **Favorite car:** my '97 Chevy Malibu; **Favorite movie:** *Gladiator*, *Tristan and Esolde,* and *The Notebook*; **Favorite TV show:** *Martin*; **Favorite quote:** "There is only one speed and that's full speed."
- **Biggest influence on his career:** His high school football coach. 'Coach Hook started me on the right track. He believed in me and saw something in me. He made me focus on my grades and taught me the importance of doing well in school - I never really had that before Coach Hook came around. He wanted me to be the complete package."
- **On his bucket list:** Skydiving. "I don't plan on doing it any time soon, but once I get up to about 63 I plan on knocking that off my list."

2011 GAME-BY-GAME STATISTICS

Date		Opp	W/L	P/S	S	A	T	Sac	Hur	Int	Yds	Lg	KD	FF	FR
Sep 11	at	StL	W	1/0	0	0	0	0.0	0	0	0	0	0	0	0
Sep 18	at	Atl	L	0/0	INACTIVE/SHOULDER										
Sep 25		NYG	L	1/0	1	0	1	0.0	0	0	0	0	0	0	0
Oct 2		SF	L	1/0	0	0	0	0.0	0	0	0	0	0	0	0
Oct 9	at	Buf	L	1/0	0	0	0	0.0	0	0	0	0	0	0	0
Oct 16	at	Was	W	1/0	0	0	0	0.0	0	0	0	0	0	0	0
Oct 30		Dal	W	1/0	0	0	0	0.0	0	0	0	0	0	0	0
Nov 7		Chi	L	1/0	0	0	0	0.0	0	0	0	0	0	0	0
Nov 13		Arz	L	1/1	2	0	2	0.0	0	0	0	0	0	0	0
Nov 20	at	NYG	W	1/1	3	0	3	0.0	0	0	0	0	0	0	0
Nov 27		NE													
Dec 1	at	Sea													
Dec 11	at	Mia													
Dec 18		NYJ													
Dec 24	at	Dal													
Jan 1		Was													
Totals				**9/2**	**6**	**0**	**6**	**0.0**	**0**	**0**	**0**	**0**	**0**	**0**	**0**

JORDAN'S CAREER STATISTICS

			TACKLES					INTERCEPTIONS								
Year	Team	GP/GS	Tot	Solo	Ast	Sacks	Yds	Int	Yds	Lg	TD	KD	FF	FR	Yds	STT
2007	Phil.	9/1	20	15	5	0.0	0.0	0	0	0	0	0	0	0	0	19
2008	Phil.	16/6	52	40	12	0.0	0.0	0	0	0	0	2	0	1	0	21
2009	Phil.	12/10	82	47	35	1.0	6.0	2	14	11	0	6	0	0	0	15
2010	Phil.	16/3	27	19	8	0.0	0.0	0	0	0	0	1	0	0	0	17
2011	Phil.	9/2	6	6	0	0.0	0.0	0	0	0	0	0	0	0	0	9
TOTALS		**62/22**	**187**	**127**	**60**	**1.0**	**6.0**	**2**	**14**	**11**	**0**	**9**	**0**	**1**	**0**	**80**
PLAYOFFS																
2008	Phil.	3/3	21	12	9	0.0	0	0	0	0	0	0	0	0	0	0
2009	Phil.	1/0	0	0	0	0.0	0	0	0	0	0	0	0	0	0	0
2010	Phil.	1/0	0	0	0	0.0	0	0	0	0	0	0	0	0	0	0
TOTALS		**5/3**	**21**	**12**	**9**	**0.0**	**0**	**0**	**0**	**0**	**0**	**0**	**0**	**0**	**0**	**0**



WINSTON JUSTICE 74

TACKLE

6-6, 320	Born 9/14/84 in Long Beach, CA
USC	Long Beach Poly HS, Long Beach, CA
6th year	Acquired - D2-06 (39th overall)

Winston Justice has developed into one of most dependable offensive lineman on the Eagles, but this 6-6, 320-pounder has also developed into a true humanitarian. A 2nd round draft pick in 2006, he earned a starting role in the 2009 season at right tackle and helped the Eagles break their single-season scoring record in back-to-back seasons. Off the field, though, his impact has been greater. Using his spirituality and selfless demeanor, he has made missionary visits to Uganda after a civil war and to Haiti after a devastating earthquake. And he is just in the beginning stages of his philanthropic work. Justice earned a four-year contract extension in 2009 that will keep him in Philadelphia through 2013.

CAREER HIGHLIGHTS

- Was named to *USA Today's* 2009 All-Joe Team, which honors the NFL players whose work doesn't necessarily garner headlines but is integral to the success of their football team

2011 HIGHLIGHTS

- Started at RT at Was. (10/16)

IN THE TRENCHES

- **Position other than O-line you'd most like to play:** "Cornerback. It's sort of similar to what we do. Cornerbacks have to back up and have some disadvantages on the field like we do. But they can make it up with a big play, like an interception. It's a cool position and they are the best athletes."
- **Favorite O-lineman of all-time:** "Tony Boselli. He was a USC guy, too. He was so aggressive and such a technician. Every offensive lineman that goes to S.C. wants to be him. He gave me one great piece of advice, 'Always set square and don't turn your shoulders.'
- **How you decided to become an O-lineman:** "I started playing football at 16 as a defensive end in high school, but by the end of my senior year, I was a pulling guard. They wanted fast guards to pull and both of the defensive ends ended up playing both ways."
- **The best part of being on O-lineman:** "The camaraderie among us. I don't think other position groups depend on each other as much as we do."
- **Most challenging aspect of your job:** "Staying consistent to technique. It's hard to do the same thing over and over again."
- **Most underrated attribute being an O-lineman:** "Reaction time to the quarterback's cadence and the snap count."
- **Your advice to aspiring O-lineman:** "Keep working at it. There's going to be ups and downs. If you are persistent, it will work out."
- **Worst part of being 6-6, 320 pounds:** "Fitting in a car and airplane seats. And finding a shirt that will fit off the rack. It's impossible."

BIRDSEED

- Would like to someday own and operate a bread company that would donate a loaf of bread to underprivileged people for every loaf sold. He and his brother-in-law, Evan Inatome, and a friend, David Carter, have developed a web site with details of their idea at www.breadlove.org
- Working with Mission of Hope Haiti to help build 500 homes by 2012. "I saw thousands of homes made of sticks and old bedsheets. There were so many tent cities in Haiti. It only costs $3,000 to build an 18x12 house for a family."
- Took up surfing in 2006 and tries to hit the waves four to five times per year. Has surfed in California, Hawaii and Bali
- Serves as a board member for Eagles Fly For Leukemia after attending their annual Bert Bell banquet in 2009. "I can't imagine seeing my children going through what those kids go through. It was really sad. And after hearing their stories and how much Eagles Fly helped, it really inspired me to help."

WINSTON'S WORDS

Beginning in 2009, Justice wrote a weekly column for the *Philadelphia Daily News*, providing insight on the team and his life. His love for writing was fostered early in life as he struggled with a bad speech impediment. "I always was a good writer in high school and college and every time I have an opportunity, I write. I used to write little stories all the time as a kid and give them to my mother."

JUSTICE FOR ALL

Justice has embarked on two missions during his NFL career, a trip to Uganda in 2006 after a civil war and to Haiti in 2010 following a devastating earthquake. "It's easy to write a check and donate money, which I did, but I wanted to go [to Haiti] and provide physical help to their people." Justice credits his spirituality and the desire to serve as the spark behind the missions.

INJURY REPORT

- Underwent knee surgery in the 2011 offseason

CAREER SERVICE

YEAR	TEAM	GP/GS
2006	Phil.	0/0
2007	Phil.	7/1
2008	Phil.	5/0
2009	Phil.	16/16
2010	Phil.	13/13
2011	Phil.	3/1
Totals		44/31

First NFL game: 9/9/07 at GB
First NFL start: 9/30/07 at NYG

Playoffs

YEAR	TEAM	GP/GS
2006	Phil.	0/0
2008	Phil.	3/0
2009	Phil.	1/1
2010	Phil.	1/1
Totals		5/2

Starts by position: **2007:** 1 at LT, **2009:** 16 at RT (1 at RT in playoffs), **2010:** 13 at RT (1 at RT in playoffs) **2011:** 1 at RT



MIKE KAFKA 3

QUARTERBACK

6-3, 225	Born7/25/87 in Chicago, IL
Northwestern	St. Rita of Cascia HS, Chicago, IL
2nd year	Acquired - D4c-10 (122nd overall)

An athletic and fundamentally sound quarterback, the Eagles selected Mike Kafka in the 4th round of the 2010 NFL draft out of Northwestern. After spending his entire rookie season as the third string quarterback, Kafka saw his first career NFL action, relieving injured starting QB Michael Vick in the third quarter at Atl. (9/18). As a senior at Northwestern in 2009, Kafka was a second-team All-Big Ten selection and amassed 5,152 yards of total offense and 30 touchdowns (19 passing, 11 rushing) in his career.

2011 HIGHLIGHTS

- Made his NFL debut at Atl. (9/18), replacing injured QB Michael Vick in the 3rd quarter and completed 7 of 9 passes for 72 yards and a 100.0 QB rating

PERSONAL

- Earned all-state honorable mention accolades as a senior at St. Rita of Cascia HS. Was also an academic all-state honoree
- Was a team captain on the football team and also on the baseball team, where he played right field in high school. "If I wasn't playing in the NFL, I would probably be trying to play professional baseball."
- Son of Michael and Sandra Kafka. Also has a younger brother, Jason who is a receiver at San Jose State
- Graduated from Northwestern with a degree in Communications
- Grew up as a fan of the Chicago sports teams, and also was a big Cal Ripken fan
- Is an avid collector of sports cards. "I can't even give a ballpark number on how many I have, but I'm sure it's in the thousands. Baseball, football, basketball, everything."
- Enjoys watching the top NFL quarterbacks. "I always study them during the game to see how they handle everything. Pre-snap reads, progressions, footwork, all of that."
- Enjoys going to concerts in his free time. His favorite artists are *Jason Mraz*, *Dave Matthews*, and *John Mayer*
- **On his bucket list:** "Skydiving. Also, I want to go into one of those shark tanks."
- **Person he'd most like to have lunch with:** Albert Einstein
- **Favorites: Food -** Steak and Eggs; **Movie -** *The Hangover*; **Place to visit:** Puerto Rico; **Favorite book:** *The Iliad*; **Favorite TV shows:** *The Simpsons*, *Family Guy*, and *It's Always Sunny in Philadelphia*
- His first job growing up was working at a food stand at Taste of Chicago, an annual festival of local restaurants

COLLEGE HIGHLIGHTS

- Closed his career starting 19 straight games. Amassed 4,265 passing yards (eighth in school history), 5,152 yards of total offense, 887 rushing yards (third-highest by a QB in school history), and 30 touchdowns (19 passing, 11 rushing)
- A team co-captain as a senior in 2009, earned second-team All-Big Ten conference honors and team offensive MVP honors
- Led the conference in passing yards (3,430), total offense (3,729), completions (319), completion percentage (64.8) and INT percentage (2.44) in 2009. Threw 16 touchdown passes and also registered 295 yards rushing and eight rushing touchdowns
- Totaled six 300-yard passing games in 2009, including a school-record 532 yards in his final game, a 38-35 overtime loss to Auburn in the 2010 Outback Bowl. It was the fourth-highest passing yardage total in a game in NCAA history
- Played in the 2010 East-West Shrine Game in Orlando, FL, where he led the East Team to a 13-10 come-from-behind victory and was named the game's Offensive MVP. Completed 18 of 27 passes for 150 yards and the game-winning touchdown pass with six seconds left
- Was one of 20 players to be named to the 2009 Johnny Unitas Golden Arm Award watch list
- As the backup quarterback in 2008, completed 32 of 46 passes for 330 yards and two touchdowns while ranking second on the team with 321 rushing yards
- Served as a backup quarterback from 2005-07

2011 GAME-BY-GAME STATISTICS

					PASSING									RUSHING				
Date		Opp	W/L	GP/GS	Att	Cmp	Pct	Yds	TD	Int	Lg	Sk/Yds	Rat	Att	Yds	Avg	Lg	TD
Sep 11	at	StL	W	0/0	DID NOT PLAY													
Sep 18	at	Atl	L	1/0	9	7	77.8	72	0	0	43	0/0	100.0	1	2	2.0	2	0
Sep 25		NYG	L	1/0	7	4	57.1	35	0	2	19	1/6	31.0	0	0	0.0	0	0
Oct 2		SF	L	0/0	DID NOT PLAY													
Oct 9	at	Buf	L	0/0	INACTIVE													
Oct 16	at	Was	W	0/0	DID NOT PLAY													
Oct 30		Dal	W	0/0	DID NOT PLAY													
Nov 7		Chi	L	0/0	INACTIVE													
Nov 13		Arz	L	0/0	INACTIVE													
Nov 20	at	NYG	W	0/0	DID NOT PLAY													
Nov 27		NE																
Dec 1	at	Sea																
Dec 11	at	Mia																
Dec 18		NYJ																
Dec 24	at	Dal																
Jan 1		Was																
Totals				2/0	16	11	68.8	107	0	2	43	1/6	47.7	1	2	2.0	2	0

KAFKA'S CAREER STATISTICS

			PASSING										RUSHING				
Year	Team	GP/GS	Att	Cmp	Pct	Yds	Yd/At	TD	Int	Lg	Sk/Yd	Rat	Att	Yds	Avg	Lg	TD
2010	Phil.	0/0	0	0	0.0	0	0.0	0	0	0	0/0	0.0	0	0	0.0	0	0
2011	Phil.	2/0	16	11	68.8	107	6.7	0	2	43	1/6	47.7	1	2	2.0	2	0
TOTALS		2/0	16	11	68.8	107	6.7	0	2	43	1/6	47.7	1	2	2.0	2	0



JASON KELCE 62

CENTER

6-3, 282	Born 11/5/87 in Cleveland Heights, OH
Cincinnati	Cleveland Heights HS, Cleveland, OH
Rookie	Acquired - D6a-11 (191st overall)

The Eagles selected Jason Kelce in the sixth round of the 2011 NFL Draft. A second-team All-Big East performer out of Cincinnati, Kelce started his final 38 games at center and guard during his 47-game career.

2011 HIGHLIGHTS

- Became the first Eagle rookie to start at center on opening day since Gene Ceppetelli in 1968, and the 10th Eagles rookie to start under Head Coach Andy Reid

COLLEGE HIGHLIGHTS

- Kelce started his final 38 games at Cincinnati during a 47-game career – 26 at left offensive guard and 12 at center
- Started 12 games at center in 2010, and was an All-American honorable mention and All-Big East Conference first-team selection by *The NFL Draft Report*, adding second-team All-Big East honors from the league's coaches
- Helped an inexperienced unit lead the Big East in passing offense (260.7 yards per game), total offense (417.3 yards per game) and scoring offense (27.1 points per game), despite injuries at the quarterback position
- As a junior in 2009, earned All-Big East Conference second-team honors while starting all 13 games at left guard
- In 2008, earned Sophomore All-American third-team and All-Big East Conference second-team honors from *The NFL Draft Report* in his first season as a starter. Lined up at left offensive guard for all thirteen games and paved the way for an offense that averaged 370.6 yards per game
- In 2007, the former walk-on linebacker added over forty pounds to his frame during the offseason, shifting to the offensive line, where he competed in nine games as a reserve at center and both offensive guard positions
- Joined the team as a walk-on in 2006, earning Scout Team Defensive Player of the Year honors while lining up as a 240-pound linebacker

PERSONAL

- Attended Cleveland Heights High School, performing as a linebacker and running back for head coach Mike Jones. Was a two-time All Lake Erie-Lake League selection
- Majored in marketing at Cincinnati
- Comes from a football lineage, as his younger brother, Travis, was a teammate at Cincinnati (2008-present) as a reserve tight end. His uncle, Don Blalock, played defensive tackle for Purdue (1976-77) and his grandfather, Don Blalock, played football at Ohio University
- Son of Donna and Ed Kelce

CAREER SERVICE

YEAR	TEAM	GP/GS
2011	Phil.	10/10
Totals		**10/10**

First NFL game and start: at StL (9/11/11)

DEREK LANDRI 94

DEFENSIVE TACKLE

6-2, 290	Born 9/21/83 in Concord, CA
Notre Dame	De La Salle HS, Concord, CA
5th year	Acquired - FA (Car) 2011

Derek Landri re-signed with the Eagles on 10/4/11 after the team placed defensive tackle Antonio Dixon on Injured Reserve. Prior to spending training camp with the Eagles in 2011, Landri spent the 2010 season with the Carolina Panthers, where he started in all 16 games and recorded a career-high three sacks. A former fifth round pick of Jacksonville in 2007, Landri spent the first three seasons of his career with the Jaguars.

2011 HIGHLIGHTS

- Recovered a fourth quarter fumble of Giants QB Eli Manning forced by teammate Jason Babin at NYG (11/20). The turnover came with 1:17 seconds left in the game and helped seal a 17-10 victory for the Eagles
- Recorded his first sack with the Eagles, dropping QB John Skelton for a 7-yard loss in the third quarter vs. Ari. (11/13)

CAREER HIGHLIGHTS

- Played in 51 games over four years with Jax. (2007-2009) and Carolina (2009-10), recording 115 tackles, 6 sacks and 2 passes defensed
- Sacked Steelers quarterback Ben Roethlisberger for a three-yard loss during the second quarter of the 2007 AFC Wild Card game at Pit. (1/5/08). Also intercepted Roethlisberger with 57 seconds left in the first half and recovered a fumble by Roethlisberger on the Steelers' final offensive play to seal a 31-29 victory

PERSONAL

- Attended De La Salle HS in Concord, CA and was a former high school teammate of Jaguars RB Maurice Jones-Drew
- Graduated with a degree in history and computer applications from Notre Dame

2011 GAME-BY-GAME STATISTICS

Date		Opp	W/L	P/S	S	A	T	Sac	Hur	Int	Yds	Lg	KD	FF	FR
Acquired by the Eagles as a free agent on 10/4															
Oct 9	at	Buf	L	1/0	1	1	2	0.0	1	0	0	0	0	0	0
Oct 16	at	Was	W	1/0	2	2	4	0.0	1	0	0	0	0	0	0
Oct 30		Dal	W	1/0	0	1	1	0.0	0	0	0	0	0	0	0
Nov 7		Chi	L	1/0	2	2	4	0.0	0	0	0	0	0	0	0
Nov 13		Arz	L	1/0	2	1	3	1.0	4	0	0	0	0	0	0
Nov 20	at	NYG	W	1/0	3	1	4	0.0	0	0	0	0	1	0	1
Nov 27		NE													
Dec 1	at	Sea													
Dec 11	at	Mia													
Dec 18		NYJ													
Dec 24	at	Dal													
Jan 1		Was													
Totals				6/0	10	8	18	1.0	6	0	0	0	1	0	1

CAREER HIGHS

Sacks	1.0	(6x - 12/23/10 at Pit.)
Tackles	9	(9/19/10 vs TB)
INTs	1	(1/5/08 at Pit., AFC-WC)

LANDRI'S CAREER STATISTICS

			TACKLES					INTERCEPTIONS							
Year	Team	GP/GS	Tot	Solo	Ast	Sacks	Yds	Int	Yds	Lg	TD	KD	FF	FR	Yds
2007	Jac.	13/0	14	12	2	0.0	0.0	0	0	0	0	0	0	0	0
2008	Jac.	15/0	23	12	11	2.0	11.0	0	0	0	0	1	0	0	0
2009	Jac.	7/0	15	8	7	1.0	5.0	0	0	0	0	0	0	0	0
2010	Car.	16/16	63	32	31	3.0	14.0	0	0	0	0	1	0	1	0
2011	Phil.	6/0	18	10	8	1.0	7.0	0	0	0	0	1	0	1	0
TOTALS:		57/16	133	74	59	7.0	37.0	0	0	0	0	3	0	2	0
PLAYOFFS															
2007	Jac.	2/0	4	2	2	1.0	3	1	3.0	0	0	0	0	1	0
TOTALS		2/0	4	2	2	1.0	3.0	1	3.0	0	0	0	0	1	0



TREVOR LAWS 91

DEFENSIVE TACKLE

6-1, 304	Born 6/14/85 in Dayton, OH
Notre Dame	Apple Valley HS, Apple Valley, MN
4th year	Acquired - D2a-08 (47th overall)

A former second-round pick out of Notre Dame in 2008, Laws has provided quality depth to the Eagles defensive tackle rotation, while contributing to the team's pass rush in nickel situations during the course of his career. He enjoyed a breakout season in 2010, setting a career high with four sacks.

2011 HIGHLIGHTS

- Sacked QB Tony Romo for a 2-yard loss on the Cowboys first possession of the game to help set the tone for a 34-7 victory vs. Dal. (10/30)

BIRDSEED

- Maintains a garden on the patio of his home, where he grows tomatoes, peppers, various types of herbs and flowers. "I really like cooking with peppers and different herbs, so it's pretty convenient, and it's definitely more healthy."
- Enrolled in an exclusive NFL Business Management and Entrepreneurial workshop at Wharton during the 2010 offseason. "It was a great experience. We signed up for different breakout groups and learned about a lot of different aspects of the financial world. It was also a great way to meet people and make good connections." Laws also says he is most interested in real estate and is hoping to turn his interest into a career once his playing days are over
- Finished 49-0 as a state champion super-heavyweight wrestler as a junior and was ranked the #1 high school wrestler in the nation. Finished his wrestling career as a three-time All-American with a record of 142-5, and helped his team win the state title in his sophomore, junior and senior seasons. Also served as the team captain in his senior year. "Being a wrestler has definitely helped my football career, in terms of improving my leverage, balance, and hand quickness."

NEXT TOP CHEF?

Enjoys cooking and eating good food, often watching The Food Network and Chef Bobby Flay for new recipes to try out. "I'm a big Food Network guy. Bobby Flay is my man. I try to be like him and pick up as much as I can, but it's tough sometimes. You don't get this big without liking food a little bit."

CAREER HIGHS

Sacks	2.0	(9/26/10 at Jac.)
Tackles	5	(9/26/10 at Jac.)
INTs	1	(12/2/10 vs Hou.)
INT Lg	13	(12/2/10 vs Hou.)

PERSONAL

- Resides in Burnsville, MN and in Philadelphia's Olde City
- His parents, Paul and Yevetta, reside in Charlotte, NC
- Has an older brother, Drew Martin, and a younger brother, Dan Laws. Both went to the University of Minnesota. Trevor cites his older brothers as the biggest influence on his football career. "They were the ones who got me excited about playing sports and being competitive at a young age."
- Recently took up yoga to work on his strength and flexibility and attends classes with his fiance. During the 2008 offseason, he worked with a mixed martial arts trainer to improve hand speed, leverage and balance
- His first job was as a defensive tackle in the NFL
- Loves to listen to music and attends 20-30 concerts per year. Lists his favorite bands as Modest Mouse, Collective Animal and the Flaming Lips
- A two-way lineman and team captain at Apple Valley HS, earned USA Today and ESPN first-team All-America honors as a defensive lineman, after recording 87 tackles (17 for a loss) and 11 sacks as a senior. Also lettered in track and field in the shot put
- Was a member of the National Honor Society and served as a peer mediator in high school
- **Pregame meal:** Pancakes with peanut butter honey
- **Bucket list:** "I would like to sail the Caribbean and also go camping out in the wilderness."
- Grew up as a Vikings fan and lists his favorite player as John Randle
- **Favorites: Video games** - *Call of Duty*, *Halo* and *Resident Evil*; **TV Show** - *Spartacus*; **Restaurants** - *Amada*, *Lolita* and *Buddakan*
- Earned his degree in marketing and sociology, en route to a selection on the Academic All-America team
- For more information, log on to www.Trevor-Laws.com

2011 GAME-BY-GAME STATISTICS

Date		Opp	W/L	P/S	S	A	T	Sac	Hur	Int	Yds	Lg	KD	FF	FR
Sep 11	at	StL	W	1/0	2	1	3	0.0	0	0	0	0	0	0	0
Sep 18	at	Atl	L	1/0	0	0	0	0.0	0	0	0	0	0	0	0
Sep 25		NYG	L	1/0	1	2	3	0.0	1	0	0	0	0	0	0
Oct 2		SF	L	1/0	3	0	3	0.0	3	0	0	0	0	0	0
Oct 9	at	Buf	L	1/0	2	1	3	0.0	1	0	0	0	0	0	0
Oct 16	at	Was	W	1/0	1	0	1	0.0	5	0	0	0	0	0	0
Oct 30		Dal	W	1/0	1	0	1	1.0	0	0	0	0	0	0	0
Nov 7		Chi	L	1/0	1	3	4	0.0	0	0	0	0	0	0	0
Nov 13		Arz	L	1/0	2	2	4	0.0	0	0	0	0	0	0	0
Nov 20	at	NYG	W	1/0	3	3	6	0.0	0	0	0	0	0	0	0
Nov 27		NE													
Dec 1	at	Sea													
Dec 11	at	Mia													
Dec 18		NYJ													
Dec 24	at	Dal													
Jan 1		Was													
Totals				10/0	16	12	28	1.0	10	0	0	0	0	0	0

LAWS' CAREER STATISTICS

			TACKLES					INTERCEPTIONS							
Year	Team	GP/GS	Tot	Solo	Ast	Sacks	Yds	Int	Yds	Lg	TD	KD	FF	FR	Yds
2008	Phil.	16/0	16	10	6	0.0	0	0	0	0	0	0	0	1	0
2009	Phil.	11/0	12	6	6	0.0	0	0	0	0	0	0	0	0	0
2010	Phil.	15/1	18	13	5	4.0	34	1	13	13	0	4	0	0	0
2011	Phil.	10/0	28	16	12	1.0	2	0	0	0	0	0	0	0	5
TOTALS:		52/1	74	45	29	5.0	36	1	13	13	0	4	0	1	0
PLAYOFFS															
2008	Phil.	3/0	4	1	3	0.0	0	0	0	0	0	0	0	0	0
2009	Phil.	0/0	0	0	0	0.0	0	0	0	0	0	0	0	0	0
2010	Phil.	1/0	1	0	1	0.0	0	0	0	0	0	0	0	0	0
TOTALS		4/0	5	1	4	0.0	0	0	0	0	0	0	0	0	0

DION LEWIS 28

RUNNING BACK

5-8, 195	Born 9/27/90 in Albany, NY
Pittsburgh	Blair Academy HS, Blairstown, NJ
Rookie	Acquired - D5a-11 (149th overall)

A fifth round draft choice of the Eagles in 2011, Dion Lewis rushed for 2,860 yards in just two seasons at Pittsburgh, eclipsing a school record once held by new Eagles teammate LeSean McCoy for most rushing yards by a freshman and sophomore. He finished his two-year career ranked fourth on the school's all-time rushing list.

COLLEGE HIGHLIGHTS

- Amassed 2,860 yards in just two seasons at Pittsburgh, eclipsing LeSean McCoy's school record for most rushing yards by a freshman and sophomore
- Finished his two-year career ranked fourth on the school's all-time rushing list
- Was named the MVP in each of Pittsburgh's Bowl games the past two seasons
- Rushed for 1,016 yards and 13 touchdowns in 2010. Also posted 27 receptions for 216 yards.
- Was named the Big East Offensive Player of the Year, Big East Rookie of the Year, and National Freshman of the Year in 2009 after piling up 1,799 rushing yards and 17 touchdowns. Also caught 25 passes for 189 yards and one touchdown.
- Became the first player to earn both Big East Offensive Player of the Year and Big East Rookie of the Year in the same season since Michael Vick did so in 1999
- His rushing yards were the most by a freshman in Big East history
- Tied Tony Dorsett's school record for most 100-yard rushing games as a freshman with ten
- Totaled 108 points on the year, eclipsing LeSean McCoy's freshman scoring record (90 points)

PERSONAL

- Was named the New Jersey Prep Offensive Player of the Year as a senior at Blair Academy after averaging an astounding 14.1 yards per carry, rushing for 1,243 yards on 88 attempts
- Rushed for over 250 yards four times as a senior and scored 26 total touchdowns (23 rushing, two punt return, one receiving)
- Lettered three years in track
- The son of Leroy and Linda. Has two brothers and one sister
- Majored in communications
- Full name: Dion John Lewis

2011 GAME-BY-GAME STATISTICS

				RUSHING					RECEIVING					KICKOFF RETURNS					
Date	Opp	W/L	GP/GS	Att	Yds	Avg	Lg	TD	No	Yd	Avg	Lg	TD	No	Yds	Avg	Lg	TD	TYS
Sep 11	at StL	W	1/0	2	10	5.0	6	0	1	-3	-3.0	-3	0	2	36	18.0	18	0	7
Sep 18	at Atl	L	1/0	0	0	0.0	0	0	0	0	0.0	0	0	5	113	22.6	30	0	0
Sep 25	NYG	L	1/0	1	3	3.0	3	0	0	0	0.0	0	0	2	45	22.5	25	0	3
Oct 2	SF	L	1/0	0	0	0.0	0	0	0	0	0.0	0	0	2	40	20.0	21	0	0
Oct 9	at Buf	L	1/0	2	8	4.0	6	0	0	0	0.0	0	0	3	62	20.7	22	0	8
Oct 16	at Was	W	1/0	2	10	5.0	7	0	0	0	0.0	0	0	0	0	0.0	0	0	10
Oct 30	Dal	W	0/0						INACTIVE										
Nov 7	Chi	L	1/0	0	0	0.0	0	0	0	0	0.0	0	0	4	93	23.3	32	0	0
Nov 13	Arz	L	1/0	1	2	2.0	2	0	0	0	0.0	0	0	2	55	27.5	33	0	2
Nov 20	at NYG	W	1/0	1	1	1.0	1	0	0	0	0.0	0	0	1	26	26.0	26	0	1
Nov 27	NE																		
Dec 1	at Sea																		
Dec 11	at Mia																		
Dec 18	NYJ																		
Dec 24	at Dal																		
Jan 1	Was																		
Totals			9/0	9	34	3.7	7	0	1	-3	-3.0	-3	0	21	470	22.4	33	0	31

LEWIS' CAREER STATISTICS

			RUSHING					RECEIVING					KICKOFF RETURNS				
Year	Team	GP/GS	No	Yds	Avg	Lg	TD	Att	Yds	Avg	Lg	TD	No	Yds	Avg	Lg	T8
2011	Phil.	9/0	9	34	3.7	7	0	1	-3	-3.0	-3	0	21	470	22.4	33	0
TOTALS:		9/0	9	34	3.7	7	0	1	-3	-3.0	-3	0	21	470	22.4	33	0



JEREMY MACLIN 18

WIDE RECEIVER

6-0, 198	Born 5/11/88 in St. Louis, MO
Missouri	Kirkwood HS, Kirkwood, MO
3rd year	Acquired - D1-09 (19th overall)

A versatile and explosive wide receiver, Jeremy Maclin is a key component in the Eagles high-octane offense. The Eagles first-round pick in 2009, Maclin finished among the top NFL rookie receivers in receptions (56), yards (773) and touchdowns (4). He topped all of those numbers in 2010 with 70 catches for 964 yards and 10 TDs.

BIRDSEED

- After enduring a difficult childhood in which he was abandoned by his father, Maclin was primarily raised by Jeff Parres and his wife, Cindy. Jeff, a urologist, was Maclin's little league football coach when he was nine years old. Maclin spent a lot of time with the Parres family growing up and by the time he was a sophomore in high school, he was living with them full-time. Jeremy also remains close with his biological mother, Cleo, and his two older brothers, Roshon and Andre.

  "There are a lot of people in my life who have influenced me to get to this point. Obviously, the family I lived with. They definitely played a big part in why I'm here. I learned a lot of things from my real family, too ... I feel like I've gone through a lot of stuff in my life, throughout my childhood. I feel like there's not much that can really faze me. That's why I feel like I'm fine with anything that's thrown out there against me."
- Began playing football at the age of nine as a running back, defensive end and linebacker for the Kirkwood (MO) Cowboys. Scored 32 touchdowns in his first season of football and helped his team to a 72-3 record over four seasons, including a national championship at the age of 11 when they beat a team from Tucker, GA, in Florida

MACLIN'S HEALTH SCARE

"It was a hard time. That first day when the doctor sat me down and explained to me exactly what lymphoma is, I broke down but I had to remain positive ... I'm blessed by God. I already appreciate where I am and appreciate the game of football. I'm just happy to be able to resume my normal life."
-Maclin on enduring tests over the 2011 offseason to rule out cancer

CAREER HIGHLIGHTS

- With 126 catches from 2009-10, trailed only TE Keith Jackson (144) for the most ever by an Eagle in first two NFL seasons
- Maclin (21 years old), Brent Celek (24), and DeSean Jackson (23) became the first trio of teammates age 24-years-old-or-younger in NFL history to each post 50+ catches, 750+ yards and 4+ touchdowns in a season in 2009
- Became the first Eagles rookie to ever post two 40+ yard TD receptions in the same game (51 and 40 yards vs. TB on 10/11/09)
- Set an Eagles postseason record with 146 receiving yards at Dal. (1/9/10). His 146 yards were the most ever by a rookie in the postseason. He also became the youngest player (21 years old) in NFL history with a postseason TD catch on a career-long 76-yarder from QB Michael Vick

2011 HIGHLIGHTS

- Snagged a 12-yard TD pass from Michael Vick vs. Dal (10/30)
- Caught 5+ passes in a career-best five straight games from weeks 2-6
- Posted career highs in catches (13), yards (171) and TDs (2) in Sunday night contest at Atl (9/18). The reception total was the 3rd most in team history behind Brian Westbrook (14 on 11/4/07) and Don Looney (14 on 12/1/40)
- In his first NFL game in his hometown of St. Louis (9/11), caught one pass, a 20 yarder on a 3rd-and-10 play

INJURY REPORT

- Injured his shoulder and his hamstring vs. Arz. (11/13) and did not finish the game. Also missed the following week at NYG (11/20)

2011 GAME-BY-GAME

Date		Opp.	W/L	P/S	No	Yds	Avg	Lg	TD
Sep 11	at	StL	W	1/1	1	20	20.0	20	0
Sep 18	at	Atl	L	1/1	13	171	13.2	43	2
Sep 25		NYG	L	1/1	5	69	13.8	24	0
Oct 2		SF	L	1/1	7	74	10.6	19	0
Oct 9	at	Buf	L	1/1	6	54	9.0	19	1
Oct 16	at	Was	W	1/1	5	101	20.2	59	0
Oct 30		Dal	W	1/1	3	54	18.0	24	1
Nov 7		Chi	L	1/1	4	63	15.8	31	0
Nov 13		Arz	L	1/1	2	6	3.0	6	0
Nov 20	at	NYG	INACTIVE/SHOULDER, HAMSTRING						
Nov 27		NE							
Dec 1	at	Sea							
Dec 11	at	Mia							
Dec 18		NYJ							
Dec 24	at	Dal							
Jan 1		Was							
Totals				9/9	46	612	13.3	59	4

J-MAC GIVING BACK

In 2011, Maclin hosted his inaugural 3-day camp, in both West Deptford, NJ and his hometown of Kirkwood, MO. He awarded over 200 kids scholarships to his camp in an effort to reach underprivileged youth with his message In addition, JMac's Back-to-School Packs is an initiative to relieve the annual financial burden of school supplies and necessary back-to-school materials for families in need

JEREMY MACLIN

MACLIN'S CAREER STATISTICS

Year	Team	GP/GS	No	Yds	Avg	Lg	TD
2009	Phil.	15/13	56	773	13.8	56	4
2010	Phil.	16/16	70	964	13.8	83t	10
2011	Phil.	9/9	46	612	13.3	59	4
TOTALS		40/38	172	2349	13.7	83t	18
PLAYOFFS							
2009	Phil.	1/1	7	146	20.9	76t	1
2010	Phil.	1/1	3	73	24.3	44	0
TOTALS		2/2	10	219	21.9	76t	1

ADDITIONAL CAREER STATISTICS
KICKOFF RETURNS: 2009 (7-124-28LG), 2010 (1-22)
PLAYOFF KICKOFF RETURNS: 2009 (2-41-21LG)
PUNT RETURNS: 2009 (6-30-27LG), 2010 (3-17-9LG), 2011 (2-12-7LG)
RUSHING: 2009 [2-(-7)], 2010 (3-36), 2011 (1-1)

100-YARD RECEIVING GAMES (6)

Yards	Date	Opponent	Rec.	TDs
171	9/18/11	at Atl (L)	13	2
159	10/17/10	vs. Atl (W)	7	2
146	1/09/10	at Dal (L)*	7	1
142	10/11/09	vs. TB (W)	6	2
120	11/21/10	vs. NYG (W)	9	0
101	10/16/11	at Was (W)	5	0

* Playoffs

CAREER HIGHS

Recepts	13	(9/18/11 at Atl)
Yards	171	(9/18/11 at Atl)
Long	83t	(10/17/10 vs. Atl)
TDs	2	(5x - 9/18/11 at Atl)

PERSONAL

- Resides in Kirkwood, MO, and South Jersey
- **Favorite game:** "I love dominos. That's all we did in college. We played dominos and watched whatever game was on - football, basketball." Also enjoys playing Call of Duty on XBox
- **Favorite athletes growing up:** "Torry Holt and Isaac Bruce. I've always been a fan of the six-foot receivers. They were six-foot receivers and I'm a six-foot receiver. He's a playmaker and I loved the way he played the game." Also grew up a fan of the St. Louis Cardinals, especially Ozzie Smith, Ray Lankford and Willie McGee
- **Favorite aspects of Philadelphia:** "I really enjoy the historical monuments. My personal favorites are the Liberty Bell and the Betsy Ross House."
- **First job:** "Cutting lawns in the neighborhood. I made about 15 bucks per lawn."
- **Favorite TV show:** *American Idol*
- **Favorite food:** "Sweet potatoes. My mother makes the best sweet potatoes and sweet potato pie."
- **Most underrated aspect of being a wide receiver:** "Toughness. Blocking, taking hits, and going across the middle are all a big part of the game."
- Teamed up with Philadelphia Mayor Michael Nutter to film a PSA that helped launch the "Raise Me Up" program in 2009, which encourages support and guidance to foster children in the region
- Attended Kirkwood HS, where he was considered the top wide receiver and one of the top overall prospects to come out of the state of Missouri in 2006
- Scored 55 career touchdowns in HS as a receiver, defensive back and return specialist
- Also starred in basketball at Kirkwood, earning honorable-mention All-State and first-team All-Conference as a junior guard, averaging 13.3 points, 5.2 assists and 4.1 steals per game. Chose to pursue football in college because of his love for the game. "Football was the sport that I loved. I woke up every day and couldn't imagine not playing football."
- Claims to be an amateur juggler. "I'm not circus good or anything, but I can juggle alright."
- Aspires to meet President Barack Obama
- Majored in sociology

STUDENT OF THE GAME

Maclin credits a number of reasons for a smooth transition into the NFL, including his knowledge of the spread offense from his college days at Missouri. "It helped me get a good feel for the defense by working the options routes in the spread offense. Receivers have to be able to read the defense in that offense and it helps you become more of a student of the game."

WISE BEYOND HIS YEARS

"Jeremy Maclin is a fine, fine receiver in this league. Upper-echelon receiver—and he is a young man. Very young still, and coaching him, it feels like he's a crafty veteran already. He's smart, he's sharp. He's a natural player. He's got great skills and abilities." - Offensive coordinator Marty Mornhinweg



CURTIS MARSH 31

CORNERBACK

6-0, 197	Born 3/1/88 in West Hills, CA
Utah State	Royal HS, Simi Valley, CA
Rookie	Acquired - D3-11 (90th overall)

The Eagles selected Curtis Marsh in the third round of the 2011 NFL Draft. Marsh played two seasons at cornerback for the Utah State Aggies after converting from running back following his sophomore campaign. He earned All-WAC second-team honors in his senior season after starting 12 games and notching two interceptions.

COLLEGE HIGHLIGHTS

- Started 22 of 46 games for Utah State, including 6 of 22 at running back during his first two seasons and 16 of 24 at cornerback over his final two campaigns
- Registered 78 tackles, three interceptions, 18 pass deflections and one blocked punt. Also rushed for 487 yards and four touchdowns on 124 carries and caught 28 passes for 210 yards and a touchdown. Gained 107 yards on seven kickoff returns
- Earned All-WAC second-team honors in 2010 after starting all 12 games at cornerback and posting 45 tackles and two interceptions. Also contributed 13 pass deflections
- Switched to cornerback during spring camp and played in all 12 games in 2009 while making four starts. Notched 32 tackles, one interception, five passes deflected and one blocked punt
- Played in all 12 games as a running back and started three contests in 2008, finishing third on the team with 185 yards and two touchdowns on 42 carries. Added 114 yards and one touchdown on 12 receptions and 107 yards on seven kickoff returns
- In 2007, played in 10 games as a running back, starting three contests. He finished third on the team with 302 yards and two touchdowns on 82 carries, adding 96 yards on 16 receptions

PERSONAL

- His father, Curtis Marsh, Sr., was a wide receiver for the Jacksonville Jaguars (1995-96) and Pittsburgh Steelers (1997). He played collegiately at Utah
- Committed to play football for the US Naval Academy out of high school and spent the 2006 season at the Naval Academy Preparatory School in Newport, Rhode Island. Signed with Utah State in December of 2006
- Attended Royal High School (Simi Valley, CA), playing football for coach Gene Uebelhardt and earning All-League and All-County first-team honors after leading the county with 1,608 rushing yards and 12 touchdowns as a senior. Also added 55 tackles and two interceptions
- Also was a standout member of Royal's track and field squad, finishing third in the state with a 23-10 long jump and second in the county with a 10.6 time in the 100-meter dash
- Double majored in Business and Economics at Utah State
- Son of Trayci Gibson and Curtis Marsh, Sr. Also has three brothers and one sister
- Born 3/1/88 in West Hills, Los Angeles, California

2011 GAME-BY-GAME STATISTICS

Date		Opp	W/L	P/S	S	A	T	Sac	Hur	Int	Yds	Lg	KD	FF	FR
Sep 11	at	StL	W	0/0			INACTIVE								
Sep 18	at	Atl	L	0/0			INACTIVE								
Sep 25		NYG	L	0/0			INACTIVE								
Oct 2		SF	L	0/0			INACTIVE								
Oct 9	at	Buf	L	0/0			INACTIVE								
Oct 16	at	Was	W	0/0			INACTIVE								
Oct 30		Dal	W	0/0			INACTIVE								
Nov 7		Chi	L	0/0			INACTIVE								
Nov 13		Arz	L	0/0			INACTIVE								
Nov 20	at	NYG	W	1/0	0	0	0	0.0	0	0	0	0	0	0	0
Nov 27		NE													
Dec 1	at	Sea													
Dec 11	at	Mia													
Dec 18		NYJ													
Dec 24	at	Dal													
Jan 1		Was													
Totals				1/0	0	0	0	0.0	0	0	0	0	0	0	0

MARSH'S CAREER STATISTICS

			TACKLES					INTERCEPTIONS							
Year	Team	GP/GS	Tot	Solo	Ast	Sacks	Yds	Int	Yds	Lg	TD	KD	FF	FR	Yds
2011	Phil.	1/0	0	0	0	0.0	0.0	0	0	0	0	0	0	0	0
TOTALS		1/0	0	0	0	0.0	0.0	0	0	0	0	0	0	0	0

EVAN MATHIS 69

GUARD

6-5, 302	Born 11/1/81 in Homewood, AL
Alabama	Homewood HS, Homewood, AL
7th year	Acquired - FA (2011)

A veteran offensive lineman with experience at both guard positions, Evan Mathis signed with the Eagles on 7/31/11. Originally a third round draft choice of the Carolina Panthers in 2005, Mathis has seen action in 58 career games (22 starts) with the Cincinnati Bengals (2008-10), Miami Dolphins (2008) and Panthers (2005-07).

2010 HIGHLIGHTS (with Cincinnati)

- Saw significant action in five games at LG
- Played a key role on an offensive line that allowed no sacks over the final three games of the season

2009 HIGHLIGHTS (with Cincinnati)

- Started 7 games at LG when starter Nate Livings was injured in the season opener
- Helped Bengals offense finish ninth in the NFL in rushing (128.5 yards per game) and ninth in the league in fewest sacks allowed
- Helped limit Baltimore's pass rush to one sack and in the process allowed Benson to become the first player in 40 games to rush for 100 yards (27-for-120) vs. Bal. (10/11)
- Helped Benson rush for a career-high 189 yards vs. Chi. (10/25) during a sack-free performance

2006 HIGHLIGHTS (with Carolina)

- Started 15 games for the Panthers at RG, leading an offensive line that helped the Panthers rank 10th in NFL in fewest sacks allowed per pass play
- Aided four 100-yard rushing games for Panthers running backs
- Part of an offensive front that set a team-record 242 rushing yards vs. STL (11/19)

COLLEGE HIGHLIGHTS

- Notched a streak of 47 consecutive starts over four seasons (2001-2004) at Alabama
- Earned first-team All-SEC at guard after being part of an offensive line that aided the second-ranked rushing offense
- Played 13 games at RT as a junior
- As a junior, contributed to an offense that ran a school-record 413 plays

INJURY REPORT

- Inactive vs. Arizona (11/13) due to turf toe

PERSONAL

- Attended Homewood High School
- Enjoys offseason travel
- Majored in Marketing

CAREER SERVICE

YEAR	TEAM	GP/GS
2005	Car.	9/0
2006	Car.	15/15
2007	Car.	1/0
2008	Mia.	7/0
	Cin.	1/0
2009	Cin.	13/7
2010	Cin.	12/0
2011	Phil.	9/9
Totals		67/31

Playoffs

YEAR	TEAM	GP/GS
2005	Car.	0/0
2009	Cin.	1/0
Totals		1/0

EVAN-ALMIGHTY

"Evan's done a nice job. He's a good athlete, very intelligent, loves to play the game. This style of offense, I think, fits the way he plays. He's very athletic for a big man."
- Andy Reid on Evan Mathis

CASEY MATTHEWS 50

LINEBACKER

6-1, 232	Born 1/16/89 in Northridge, CA
Oregon	Oaks Christian HS, Westlake Village, CA
Rookie	Acquired - D4a-11 (116th overall)

A fourth round draft choice of the Eagles in 2011, Casey Matthews continued his family's long tradition of football as he became the sixth member of the Matthews clan to play in the NFL. A four-year letterman at Oregon, Matthews was a two-time All-Pac 10 Conference selection in both his junior and senior seasons.

2011 HIGHLIGHTS

- Became the first Eagles rookie to start at linebacker on opening day (at StL., 9/11) since Alonzo Johnson in 1986

COLLEGE HIGHLIGHTS

- Started in 33 of 50 games, recording 245 tackles, 30.5 tackles for a loss, nine sacks, four interceptions and one forced fumble
- Earned first-team All-Pac 10 Conference honors as a senior in 2010 and finished as a finalist for the Ronnie Lott Impact Award, given annually to the top college defender. Led the team that year to an appearance in the National Championship game, amassing 79 tackes, three sacks and nine tackles for a loss
- Garnered second-team All-Pac 10 Conference accollades as a junior in 2009. Finished second on the team with 81 tackles, while registering three sacks and one interception
- Played in all 13 games in 2008, starting the final seven contests. Recorded 67 tackles, two sacks and 13 tackles for a loss
- Registered 18 tackles, one sack, and one tackle for a loss in 11 games in 2007

PERSONAL

- A two-time all-league and all-county selection at Oaks Ridge HS. Helped lead his team to a 13-0 record as a junior
- In addition to his five family members that have played in the NFL, brother Kyle Matthews was a safety for the 2003 USC National Championship team and his cousin, Jake Matthews, is currently a starting right tackle at Texas A&M
- Majored in economics
- One of five children of Leslie and Clay Matthews

ENTERING THE FAMILY BUSINESS

After being drafted by the Eagles in the fourth round in 2011, Casey Matthews looks to add to the long tradition of football excellence his family has found in the NFL. His grandfather, Clay Matthews Sr., played four seasons as a linebacker and offensive tackle for the San Francisco 49ers (1950, 1953-55). His father, Clay Matthews Jr., played a whopping 19 years at linebacker for the Cleveland Browns (1978-93) and Atlanta Falcons (1994-96), earning four Pro Bowl berths along the way. His uncle, Bruce Matthews, is a Hall of Fame offensive lineman, playing 19 seasons for the Houston Oilers/Tennessee Titans (1983-2001). His older brother, Clay Matthews III, is a two-time Pro Bowl linebacker for the Green Bay Packers. Finally, his cousin Kevin Matthews is a center for the Tennessee Titans (2010-present).

2011 GAME-BY-GAME STATISTICS

Date		Opp	W/L	P/S	S	A	T	Sac	Hur	Int	Yds	Lg	KD	FF	FR
Sep 11	at	StL	W	1/1	3	2	5	0.0	0	0	0	0	0	0	0
Sep 18	at	Atl	L	1/1	6	1	7	0.0	0	0	0	0	0	0	0
Sep 25		NYG	L	1/1	3	2	5	0.0	0	0	0	0	0	0	0
Oct 2		SF	L	1/0	0	0	0	0.0	0	0	0	0	0	0	0
Oct 9	at	Buf	L	1/0	0	0	0	0.0	0	0	0	0	0	0	0
Oct 16	at	Was	W	1/0	0	0	0	0.0	0	0	0	0	0	0	0
Oct 30		Dal	W	1/0	0	0	0	0.0	0	0	0	0	0	0	0
Nov 7		Chi	L	1/0	0	0	0	0.0	0	0	0	0	0	0	0
Nov 13		Arz	L	1/0	0	0	0	0.0	0	0	0	0	0	0	0
Nov 20	at	NYG	W	1/0	0	0	0	0.0	0	0	0	0	0	0	0
Nov 27		NE													
Dec 1	at	Sea													
Dec 11	at	Mia													
Dec 18		NYJ													
Dec 24	at	Dal													
Jan 1		Was													
Totals				10/3	12	5	17	0.0	0	0	0	0	0	0	0

CAREER HIGHS

Tackles	7	(9/18/11 at Atl.)

MATTHEWS' CAREER STATISTICS

			TACKLES					INTERCEPTIONS								
Year	Team	GP/GS	Tot	Solo	Ast	Sacks	Yds	Int	Yds	Lg	TD	KD	FF	FR	Yds	STT
2011	Phil.	10/3	17	12	5	0.0	0.0	0	0	0	0	0	0	0	0	4
TOTALS		10/3	17	12	5	0.0	0.0	0	0	0	0	0	0	0	0	4

LeSEAN McCOY 25

RUNNING BACK

5-11, 208	Born 7/12/88 in Harrisburg, PA
Pittsburgh	Bishop McDevitt, Harrisburg, PA
3rd year	Acquired - D2-09 (53rd overall)

A shifty running back with good vision and big-play ability, LeSean McCoy has emerged as one of the most explosive and versatile offensive weapons in the NFL. Originally a second-round draft choice out of Pittsburgh, McCoy made an immediate impact during his rookie season in 2009 and seamlessly transitioned to his role as the team's starting running back in 2010.

CAREER HIGHLIGHTS

- Owns the Eagles top rushing average at 5.0 yards per carry during his three-year career
- Holds the team record for rushing yards and scrimmage yards in his first two seasons

EAGLES PRODUCTION IN FIRST THREE SEASONS

RUSHING YARDS		SCRIMMAGE YARDS	
Player	Yds.	Players	Yds.
1. Wilbert Montgomery	2,915	**1. LeSean McCoy (RB)**	**3,834**
2. LeSean McCoy	**2,736**	2. Wilbert Montgomery	3,622
3. Duce Staley	2,367	3. DeSean Jackson	3,472

- Since coming into the league in 2009, ranks as one of the top receiving backs in the NFL
- Named to *USA Today's* 2010 All-Joe Team, which honors the NFL players whose work doesn't necessarily garner headlines, but is integral to the success of their football team
- His 637 rushing yards in 2009 was the highest total ever for an Eagles rookie and his 945 yards from scrimmage ranked second
- Finished 3rd among all NFL rookies in rushing yards (637) and 2nd in yards from scrimmage (945) in 2009

RECEPTIONS SINCE 2009 - NFL RBs

Player	Rec	Yards	TDs
Ray Rice	192	1771	4
Darren Sproles	164	1465	9
Matt Forte	154	1483	4
LeSean McCoy	**151**	**1098**	**4**

BIRDSEED

- Nicknamed "Shady" by his mother. "My Mom said I was a shady baby. One minute I'd be smiling, the next I'd be shy. She gave me the nickname and it just kind of stuck."
- Remains involved in the Harrisburg community and donated uniforms to the Harrisburg Broncos, the youth football team he grew up playing on
- Organized "Shady's Shootout Community Day," an event he has held in his hometown of Harrisburg since 2010, dedicated to raising money for the fight against ALS. "My Grandmom, Mary Branch, is suffering from the disease right now," said McCoy. "She's an inspiration because of how hard she is fighting. It's a terrible disease and we need to do everything we can to raise money to help fight it."

2011 HIGHLIGHTS

- Leads the NFL with 1,019 rushing yards and ranks second with 10 TDs
- Also leads the NFL with 12 total touchdowns (10 rushing, 2 receiving) and 72 first downs

McCOY'S 2011 NFL RANKINGS

Rushing Yards	1019	1st
First Downs	72	1st
10+ Yard Rushes	38	1st
Total Touchdowns	12	t-1st
Rushing Touchdowns	10	2nd
Scrimmage Yards	1217	3rd
Rushing Average (RBs)	5.4	4th

2011 NFL LEADERS

RUSHING YARDS		TOUCHDOWNS	
Player	Yds.	Players	TDs
1. LeSean McCoy	**1019**	**1. LeSean McCoy**	**12**
2. Maurice Jones-Drew	941	Adrian Peterson	12
3. Fred Jackson	934	3. Calvin Johnson	11

- Tallied his fifth 100-yard game of the season at NYG (11/20), after rushing for 113 yards, including a game-clinching 60-yarder in the fourth quarter
- Rushed for 81 yards and scored his 10th rushing TD of the season vs. Arz. (11/13). McCoy scored in each of the first nine games in 2011, passing Steve Van Buren (8 in 1947) for the longest touchdown streak in team history
- Garnered NFC Offensive POW and FedEx Ground POW honors after tallying career-highs in rushes (30) and yards (185), while adding two TDs in a win vs. Dal. (10/30)
- Racked up 126 rushing yards on 28 carries and scored his sixth rushing touchdown of the season at Was. (10/16)
- Became the first Eagle to score a touchdown in his first five games of the season, after scoring his fifth rushing TD at Buf. (10/9)
- Scored his second receiving touchdown of the season vs. SF (10/2)
- Amassed 128 yards and a touchdown on a career-high 24 carries vs. NYG (9/25)
- Rushed for 95 yards and scored two touchdowns at Atl. (9/18), while also chipping in 21 receiving yards
- Earned FedEx ground POW honors after rushing for 122 yards and scoring two TDs (one rushing, one receiving), including a 49-yard scamper in the fourth quarter to seal a victory at StL (9/11)

YOUTHFUL ENERGY

McCoy has established himself as capable of handling a big workload on the ground. Head Coach Andy Reid says part of that can be attributed to his youthful energy and desire to play. "He's very young, too, remember that," said Reid. "He's the one doing all of the jumping around in the locker room afterward. I mean, he's riding a bike with 1:30 left in the game. He's got this phenomenal energy and he loves to play. I joke around a little bit but when he gets pulled out of a game he's not a real happy camper; he wants to be in there and he wants to play."

LeSEAN McCOY

McCOY'S CAREER STATISTICS

			RUSHING					RECEIVING				
Year	Team	GP/GS	Att	Yds	Avg	Lg	TD	No	Yds	Avg	Lg	TD
2009	Phil.	16/4	155	637	4.1	66T	4	40	308	7.7	45	0
2010	Phil.	15/13	207	1080	5.3	62	7	78	592	7.6	40	2
2011	Phil.	10/10	188	1019	5.4	49T	10	34	198	5.8	16	2
Totals		**41/27**	**550**	**2736**	**5.0**	**66T**	**21**	**152**	**1098**	**7.2**	**45**	**4**
PLAYOFFS												
2009	Phil.	1/0	5	24	4.8	14	0	1	9	9.0	9	0
2010	Phil.	1/1	12	46	3.9	9	0	4	36	9.0	16	0
TOTALS		**2/1**	**17**	**70**	**4.1**	**14**	**0**	**5**	**45**	**9.0**	**16**	**0**

ADDITIONAL STATISTICS:
FUMBLES/LOST: (4/2) - 2009 (2/1), 2010 (2/1) **PLAYOFFS:** 2010 (1/0)
TWO-POINT CONVERSIONS: (1) - 2009 (pass from McNabb)

2011 GAME-BY-GAME STATISTICS

				RUSHING					RECEIVING					
Date	Opp.	W/L	P/S	Att	Yd	Avg	Lg	TD	No	Yd	Avg	Lg	TD	TYS
Sep 11	at StL	W	1/1	15	122	8.1	49t	1	2	15	7.5	8	1	137
Sep 18	at Atl	L	1/1	18	95	5.3	23	2	4	21	5.3	10	0	116
Sep 25	NYG	L	1/1	24	128	5.3	21	1	3	13	4.3	9	0	141
Oct 2	SF	L	1/1	9	18	2.0	5	0	6	34	5.7	15	1	52
Oct 9	at Buf	L	1/1	11	80	7.3	32	1	4	27	6.8	16	0	107
Oct 16	at Was	W	1/1	28	126	4.5	21	1	2	13	6.5	10	0	139
Oct 30	Dal	W	1/1	30	185	6.2	34	2	2	15	7.5	16	0	200
Nov 7	Chi	L	1/1	16	71	4.4	33t	1	5	46	9.2	13	0	117
Nov 13	Arz	L	1/1	14	81	5.8	29	1	3	12	4.0	9	0	93
Nov 20	at NYG	W	1/1	23	113	4.9	60	0	3	2	0.7	3	0	115
Nov 27	NE													
Dec 1	at Sea													
Dec 11	at Mia													
Dec 18	NYJ													
Dec 24	at Dal													
Jan 1	Was													
Totals			10/10	188	1109	5.4	60	10	34	198	5.8	16	2	1217

100-YARD RUSHING GAMES (8)

Yards	Date	Opponent	Att.	TDs
185	10/30/11	vs Dal (W)	30	2
149	12/12/10	at Dal (W)	16	0
128	9/25/11	vs NYG (L)	24	1
126	10/16/11	at Was (W)	28	1
122	9/11/11	at StL (W)	15	1
120	9/19/10	at Det (W)	16	3
113	11/20/11	at NYG (W)	23	0
111	11/21/10	vs NYG (W)	14	1

LeSEAN'S LINEAGE

Over the years, the Eagles offense has featured versatile running backs who are not only successful running the ball and limiting fumbles, but also who are skilled at catching it out of the backfield and in pass protection. From Duce Staley to Brian Westbrook and now to LeSean McCoy, the newest back in Andy Reid's lineage says he sees how tricks of the trade have been passed down the line.

"Playing with Brian, I learned a lot about all the ins and outs of the position," said McCoy. "After working with Duce, I realize that Brian has a lot of Duce in him. Some of the same things I learned from Brian were reinforced by Duce, so being able to work with those guys has been huge in my development"

Player	Rushing Yds/Game	Receiving Yds/Game	Touches Per Fumble
D. Staley (1997-03)	49.1	22.7	81.9
B. Westbrook (2003-09)	56.0	35.1	144.6
L. McCoy (since 2009)	**66.7**	**26.8**	**175.5**

Andy Reid on McCoy's development as a player:

"We knew he could catch the football and we knew he could run the football. Brian Westbrook was a big part of this of kind of telling him the little ins and outs of it. Ted [Williams] is a veteran coach for that position, so that's helped, and then having Duce here, he gets another little side of it from a player's perspective."

Reid on McCoy's blocking abilities:

"I mentioned this one when LeSean came here that his biggest challenge was going to be pass blocking. You knew he could catch the ball. You knew he could run it. You knew he had a brain in his head that he could pick things up. It was a matter of, can he get this pass blocking thing under control? And then all the reads that are involved in it and he was able to do it."

100-YARD RECEIVING GAMES (1)

Yards	Date	Opponent	Rec.	TDs
110	10/3/10	vs Was (L)	12	0

CAREER HIGHS

Rush atts	30	(10/30/11 vs. Dal.)	Recepts	12	(10/3/10 vs. Was.)	Touches	32	(10/30/11 vs. Dal.)
Rush yards	185	(10/30/11 vs. Dal.)	Rec. yds	110	(10/3/10 vs. Was.)	Scrim yds	200	(10/30/11 vs. Dal.)
Rush Lg	66T	(11/1/09 vs. NYG)	Rec. Lg	45	(11/8/09 vs. Dal.)	Scrim TDs	3	(9/19/10 at Det.)
Rush TDs	3	(9/19/10 at Det.)	Rec. TDs	1	(4x - 10/2/11 vs. SF)			

JUQUA PARKER 75

DEFENSIVE END

6-2, 250	Born 5/15/78 in Houston, TX
Oklahoma St.	Aldine HS, Aldine, TX
11th year	Acquired - FA (Ten) 2005

A relentless and tough pass rusher, Juqua Parker (pronounced juh-KWAY) has been one of the most consistent performers on the Eagles defensive line over the last seven seasons. Parker was originally signed as a rookie free agent out of Oklahoma State by Tennessee in 2001 and played four seasons for the Titans before signing with Philadelphia during the 2005 training camp. He inked a five-year deal with the Eagles in 2007.

BIRDSEED

- Legally changed his name from Juqua Thomas to Juqua Parker in the 2008 offseason, something his late father, Willie, requested. "My father died in 2005, but before that he asked me to change my name to Parker. That was his last name. I just took a long time to get around to doing it."

CAREER HIGHLIGHTS

- Since 2006, has posted 32.0 sacks (including postseason), which is the 4th highest total among undrafted players during that span
- Earned GMC Sierra NFL Defensive POW honors for his efforts at SF (10/12/08) when he recorded his first career INT (QB J.T. O'Sullivan) and returned it 55 yards for his first career TD

SACKS BY UNDRAFTED PLAYERS SINCE 2006

Player	GP
James Harrison, PIT	56.5
Chris Clemons, SEA	36
James Hall, STL	33
Juqua Parker, PHI	**32**

*Includes Postseason

J.P.'s HANDIWORK

One of the Eagles most productive and reliable defensive linemen in recent years, Parker believes good hand work is the most underrated attribute of a lineman. "The game's all about hands. If you can remove an offensive lineman's hands with your hands, you get off blocks and make plays. I learned that early on from watching different people pass rush on TV."

2011 HIGHLIGHTS

- Notched a half sack of Giants QB Eli Manning at NYG (11/20)
- Scored his second career touchdown at StL. (9/11) on a 56-yard fumble return after DE Darryl Tapp jarred the ball loose from Rams QB Sam Bradford

INJURY REPORT

- Was inactive vs. Chi. (11/7) with an ankle injury
- Was inactive vs. SF (10/2) and vs. NYG (9/25) with an ankle injury suffered in the third quarter at Atl. (9/18)

SOARING INTO THE RECORD BOOKS

After returning a fumble recovery 56 yards for a touchdown at Stl. (9/11), Parker etched his name into the record books as one of four defensive linemen in NFL history to return both an interception and fumble for more than 50 yards for a touchdown. Combined with his 55-yard INT return at SF (10/12/08), his 56-yard fumble recovery vaulted Parker into elite company with Jason Taylor (Dolphins), Kevin Williams (Vikings) and one-time Eagle Greg Townsend (Raiders) as the only other players to accomplish such a feat.

2011 GAME-BY-GAME STATISTICS

Date		Opp	W/L	P/S	S	A	T	Sac	Hur	Int	Yds	Lg	KD	FF	FR
Sep 11	at	StL	W	1/0	1	0	1	0.0	1	0	0	0	1	0	1
Sep 18	at	Atl	L	1/0	1	0	1	0.0	0	0	0	0	0	0	0
Sep 25		NYG	L	0/0			INACTIVE/ANKLE								
Oct 2		SF	L	0/0			INACTIVE/ANKLE								
Oct 9	at	Buf	L	1/0	1	0	1	0.0	0	0	0	0	0	0	0
Oct 16	at	Was	W	1/0	0	0	0	0.0	3	0	0	0	0	0	0
Oct 30		Dal	W	1/0	0	0	0	0.0	1	0	0	0	0	0	0
Nov 7		Chi	L	0/0			INACTIVE/ANKLE								
Nov 13		Arz	L	1/0	0	0	0	0.0	0	0	0	0	0	0	0
Nov 20	at	NYG	W	1/0	0	1	1	0.5	2	0	0	0	0	0	0
Nov 27		NE													
Dec 1	at	Sea													
Dec 11	at	Mia													
Dec 18		NYJ													
Dec 24	at	Dal													
Jan 1		Was													
Totals				7/0	3	1	4	0.5	7	0	0	0	1	0	1

JUQUA PARKER

PARKER'S CAREER STATISTICS

			TACKLES					INTERCEPTIONS								
Year	Team	GP/GS	Tot	Solo	Ast	Sacks	Yds	Int	Yds	Lg	TD	KD	FF	FR	Yds	STT
2001	Ten.	7/0	3	3	0	0.0	0.0	0	0	0	0	0	0	0	0	0
2002	Ten.	9/0	16	11	5	1.0	6.0	0	0	0	0	1	0	0	0	0
2003	Ten.	15/0	27	16	11	4.0	22.0	0	0	0	0	0	1	0	0	0
2004	Ten.	10/0	7	5	2	0.0	0.0	0	0	0	0	0	1	1	0	1
2005	Phil.	16/1	28	13	15	0.0	0.0	0	0	0	0	1	0	1	16	9
2006	Phil.	16/1	47	21	26	6.0	40.0	0	0	0	0	4	1	0	0	5
2007	Phil.	16/7	63	39	24	5.0	26.0	0	0	0	0	2	2	2	0	2
2008	Phil.	16/16	76	45	31	5.0	27.0	1	55	55T	1	2	1	0	0	0
2009	Phil.	16/11	46	34	12	8.0	61.0	0	0	0	0	3	2	0	0	10
2010	Phil.	13/10	31	19	12	6.0	49.0	0	0	0	0	2	1	1	0	0
2011	Phil.	7/0	4	3	1	0.5	1.5	0	0	0	0	1	0	1	56	0
TOTALS		**141/46**	**348**	**209**	**139**	**35.5**	**232.5**	**1**	**55**	**55T**	**1**	**16**	**9**	**6**	**72**	**17**
PLAYOFFS																
2002	Ten.	0/0						INACTIVE								
2003	Ten.	2/0	1	1	0	0.0	0.0	0	0	0	0	0	0	0	0	0
2006	Phil.	2/0	6	5	1	1.5	10.5	0	0	0	0	0	0	0	0	0
2008	Phil.	3/3	12	6	6	0.0	0.0	0	0	0	0	0	0	1	0	0
2009	Phil.	1/1	5	5	0	0.0	0.0	0	0	0	0	0	0	0	0	0
2010	Phil.	1/1	8	6	2	0.0	0.0	0	0	0	0	0	0	1	0	0
TOTALS		**9/5**	**32**	**23**	**9**	**1.5**	**10.5**	**0**	**0**	**0**	**0**	**0**	**0**	**2**	**0**	**0**

TOUCHDOWNS (2)

Description	Opponent
56-yard fumble return	9/11/11 at StL (Bradford)
55-yard INT return	10/12/08 at SF (O'Sullivan)

MULTI-SACK GAMES (5)

Sack	Opponent
2.5	9/21/08 vs. Pit (W)
2	9/12/10 vs. GB (L)
2	9/23/07 vs. Det (W)
2	12/31/06 vs. Atl (W)
2	10/19/03 at Car (W)

CAREER HIGHS

Tackles	**10**	(2x - 12/30/07 vs. Buf.)
Sacks	**2.5**	(9/21/08 vs. Pit.)
INTs	**1**	(10/12/08 at SF)
INT Lg	**55T**	(10/12/08 at SF)

PERSONAL

- Was married in the 2008 offseason to his wife, Beth, who he met in Nashville while playing with the Titans. The couple has two daughters, Jaida and Brielle. Beth is from Altoona, PA, and earned a nursing degree at Penn State. The family resides in Medford, NJ. "I am definitely a family guy. I really enjoy staying at home with them. That's where I spend most of my time when I'm not at the complex."
- Played at Aldine (Texas) HS where he was named to various all-state teams and earned honorable mention All-America accolades. Played with future NFL players WR David Boston and RB Dominic Rhodes
- First began playing football at the age of eight. He was a running back in a Houston Little League. His first two teams were called the Dallas Cowboys and the Pittsburgh Steelers
- Grew up a fan of the Houston Oilers and Rockets, especially Warren Moon and Hakeem Olajuwon
- Lettered in basketball for three years in high school
- Has aspirations to coach high school football when his playing days are over
- Enjoys riding four-wheelers and dirt bikes with fellow defensive lineman Mike Patterson. Owns two four-wheelers and a dirt bike of his own
- Races remote controlled vehicles. He owns three trucks and one race car
- Has a tattoo on his left forearm of his father, Willie, who passed away in 2005. Also has one on his right arm of a cross inscribed with the words "Only God can judge me now."
- Is an avid movie collector and owns over 700 movies. His favorites include *Menace to Society*, *Training Day* and *Scarface*
- His favorite video games are *Call of Duty* and *Rainbow Six*
- Enjoys basketball and bowling in his spare time
- Majored in sociology
- Full name: Juqua Demail Parker

MIKE PATTERSON 98

DEFENSIVE TACKLE

6-1, 300	Born 9/1/83 in Sacramento, CA
USC	Los Alamitos HS, Los Alamitos, CA
7th year	Acquired - D1-05 (31st overall)

A stout defensive tackle with great technique, Mike Patterson is perhaps one of the most underrated players on the Eagles defense. Known for his consistent play week in and week out, Patterson has been a major factor in the team's run defense during his career. A first-round draft choice, Patterson signed a seven-year contract extension in 2006 that will keep him in Philadelphia through 2016.

CAREER HIGHLIGHTS

- Since 2007, has contributed to one of the top rushing defenses in the NFL in terms of yards per game and rushing average

RUSHING DEFENSE SINCE 1999

Seasons	Rank	Yds/Game	Avg.
1999-2006	24th	120.1	4.1
Since 2007	**6th**	**102.1**	**4.0**

- Was named to Larry Weisman's (*USA Today*) All-Joe Team following the 2007 and 2008 seasons, which honors the NFL players whose work doesn't necessarily garner headlines but is integral to the success of their football team
- In 2007, he and DE Trent Cole became the first pair of Eagles defensive linemen to record 100-plus tackles in a single season since 1991 (Jerome Brown, Clyde Simons, Reggie White, Mike Pitts)
- Recovered a fumble on 3rd down of a goal-line stand at SF (9/24/06) and raced 98 yards for his first-career TD. It was the longest fumble return in Eagles history and tied for 6th-longest in NFL history. It was also tied for the longest among defensive linemen (Cowboys DE Greg Ellis vs. Arz. 10/3/99)
- Was named to *Sports Illustrated's* Sleeper All-Pro Team in 2006 (Dr. Z)

2011 HIGHLIGHTS

- Posted a half sack of Giants QB Eli Manning at NYG (11/20)
- Recovered a fumble of Bears RB Matt Forte forced by teammate Trent Cole vs. Chi. (11/7). The turnover led to an Eagles TD
- Notched a sack of QB Rex Grossman at Was. (10/16)

BIRDSEED

- Nicknamed "The Grizzle" by his defensive linemates. "Bunkley came up with the name because he says I'm always looking rough like I just came out of the forest, like a grizzly bear. It just stuck, so I embrace it."
- Has become very interested in acting and has had several tryouts for TV shows and commercials. Also appeared in an episode of *It's Always Sunny in Philadelphia*, one of his favorite shows. After his playing days are over, he plans to pursue a career in acting
- In his first part-time job, was a cook at Los Alamitos Army Base for two summers, where his uncle was a sergeant. Eventually, wants to go to culinary school. His favorite style of food to cook is "home-style breakfast food"
- Recently took up yoga as a training technique, and attends classes with his wife during the offseason. "It's harder than you would think. I couldn't believe that I broke a sweat just breathing."

2011 GAME-BY-GAME STATISTICS

Date		Opp	W/L	P/S	S	A	T	Sac	Hur	Int	Yds	Lg	KD	FF	FR
Sep 11	at	StL	W	1/1	2	0	2	0.0	1	0	0	0	0	0	0
Sep 18	at	Atl	L	1/1	4	2	6	0.0	2	0	0	0	0	0	0
Sep 25		NYG	L	1/1	3	2	5	0.0	0	0	0	0	0	0	0
Oct 2		SF	L	1/1	1	0	1	0.0	0	0	0	0	0	0	0
Oct 9	at	Buf	L	1/1	3	2	5	0.0	2	0	0	0	0	0	0
Oct 16	at	Was	W	1/1	3	2	5	1.0	4	0	0	0	0	0	0
Oct 30		Dal	W	1/1	1	1	2	0.0	2	0	0	0	0	0	0
Nov 7		Chi	L	1/1	4	3	7	0.0	2	0	0	0	0	0	1
Nov 13		Arz	L	1/1	2	1	3	0.0	3	0	0	0	0	0	0
Nov 20	at	NYG	W	1/1	3	2	5	0.5	2	0	0	0	0	0	0
Nov 27		NE													
Dec 1	at	Sea													
Dec 11	at	Mia													
Dec 18		NYJ													
Dec 24	at	Dal													
Jan 1		Was													
Totals				10/10	26	15	41	1.5	18	0	0	0	0	0	1

CAREER HIGHS

Tackles	15	(10/5/08 vs. Was.)
Sacks	1.5	(9/17/06 vs. NYG)
INTs	1	(11/9/08 vs. NYG)
INT Lg	21	(11/9/08 vs. NYG)

TOUCHDOWNS (1)

Description	Opponent
98-yd FR return	9/24/06 at SF (W)

PATTERSON'S CAREER STATISTICS

			TACKLES					INTERCEPTIONS							
Year	Team	GP/GS	Tot	Solo	Ast	Sks	Yds	Int	Yds	Lg	TD	KD	FF	FR	Yds
2005	Phil.	16/7	66	30	36	3.5	15.0	0	0	0	0	0	1	0	0
2006	Phil.	16/16	82	39	43	1.5	4.5	0	0	0	0	0	0	2	98
2007	Phil.	16/15	114	63	51	4.0	30.5	0	0	0	0	0	1	1	12
2008	Phil.	16/16	86	39	47	0.5	4.5	1	21	21	0	0	1	1	0
2009	Phil.	16/16	71	48	23	1.5	9.0	0	0	0	0	0	0	0	0
2010	Phil.	15/14	57	29	28	2.0	15.0	0	0	0	0	0	0	1	0
2011	Phil.	10/10	41	26	15	1.5	11.5	0	0	0	0	0	0	1	0
TOTALS		105/94	517	274	243	14.5	90.0	1	21	21	0	0	3	6	110
PLAYOFFS															
2006	Phil.	2/2	9	3	6	0.0	0	0	0	0	0	0	0	0	0
2008	Phil.	3/3	21	15	6	0.0	0	0	0	0	0	0	0	0	0
2009	Phil.	1/1	7	3	4	0.0	0	0	0	0	0	0	0	0	0
2010	Phil.	1/1	6	5	1	0.0	0	0	0	0	0	0	0	0	0
TOTALS		7/7	43	26	17	0.0	0	0	0	0	0	0	0	0	0

JASON PETERS 71

TACKLE

6-4, 328	Born 1/22/82 in Queen City, TX
Arkansas	Queen City HS, Queen City, TX
8th year	Acquired - Trade (Buf) 2009

A four-time Pro Bowler (2007-10) and a three-time All-Pro selection (2007-08, 2010), Jason Peters has anchored the Eagles left tackle position since 2009 after being acquired in a trade with the Bills. Originally a rookie undrafted free agent signing of Buffalo in 2004, Peters signed a six-year contract extension that will keep him in Philadelphia through the year 2014.

CAREER HIGHLIGHTS

- Earned Pro Bowl honors in four consecutive seasons from 2007-10 and AP All-Pro honors following the 2007 and 2008 seasons
- Named to *SI.com's* All-Pro team in 2006 (Peter King)
- Started his NFL career at tight end before moving to tackle in 2005
- Has scored two career touchdowns. He blocked a punt and recovered it in the end zone for a TD (12/19/04 at Cin.) and caught JP Losman's first-career TD pass (9/11/05 vs. Hou.)

INJURY REPORT

- Was inactive at Was. (10/16) and Buf. (10/9) with a hamstring injury suffered in the 4th quarter vs. SF (10/2)

CAREER SERVICE

YEAR	TEAM	GP/GS
2004	Buf.	5/1
2005	Buf.	16/10
2006	Buf.	16/16
2007	Buf.	15/15
2008	Buf.	13/13
2009	Phil.	15/15
2010	Phil.	13/13
2011	Phil.	8/8
Totals		101/91

Playoffs

YEAR	TEAM	GP/GS
2009	Phil.	1/1
2010	Phil.	1/1
Totals		2/2

Starts by position: **2004:** 1 at TE, **2005:** 1 at TE, 9 at RT, **2006:** 7 at RT, 9 at LT, **2007:** 15 at LT, **2008:** 13 at LT, **2009:** 15 at LT (1 at LT in playoffs), **2010:** 13 at LT (1 at LT in playoffs) **2011:** 8 at LT

ADDITIONAL CAREER STATISTICS

TOUCHDOWNS: 2 - 9/11/05 vs. Hou (TD recept.); 12/19/04 at Cin (blocked a punt and recovered it in the end zone)
RECEIVING: 2-5-4lg-1TD – 2005
SPECIAL TEAMS TACKLES: (11) - 2005 (5), 2004 (6)
MILESTONES: First start: 12/19/04 at Cin.; **First start at RT:** 10/30/05 at NE; **First start at LT:** 11/5/06 vs. GB

IN THE TRENCHES

- **His definition of an O-lineman:** "Physical. You have to be physical as an o-lineman. If you're not the guy on the other side is gong to beat you every time. Based on how nasty those defensive line guys are you have to be just as physical and nasty if you want to succeed."
- **Favorite O-lineman:** "I didn't really have a favorite offensive lineman because I didn't play the position. I played defensive end when I was younger, so my favorite player was Bruce Smith because he played defensive end and he was on the Bills who were my favorite team and the time. He was a great player."

JASON'S JUNKERS

Lists restoring classic cars as one of his hobbies. "I don't ever buy a brand-new car off the lot. I'll get them used. I usually get an older car, from the '60s or '70s for a couple of grand and I'll fix them up. When I get them, they don't look like they look now."

BIRDSEED

- **NBC Sunday Night Football analyst Cris Collinsworth on Jason Peters:** "To get a big guy playing tackle that can pass protect like he does and work his way down the field, God didn't create many people like him."
- Credits his grandfather, Dallas Wiggins, with cultivating his interest in cars. "My grandfather used to take all these old cars and fix them up. When I was little I was always hanging around watching him and my uncle, and I got hooked."
- Was a notorious practical joker growing up. "I got my cousin one night. We went out in Queen City and I knew these police officers. We were eating, and I had them go up to him and make like he was the guy that robbed this store. They got him good. They cuffed him and put him in the car. He was all scared. At the end, they were like, 'You just got punked."

PERSONAL

- Attended Queen City HS, earning All-District and All-Area honors as a defensive end. Lone Star Recruiting ranked him the 18th-best prospect in Texas and was on every top 100 in Texas list
- Also lettered in basketball, averaging 18.4 points per game to garner All-District and All-Area honors
- Went undrafted despite posting impressive workouts at the NFL scouting combine, including a 4.8 second 40-yard dash. Credits the draft-day snub with giving him extra motivation. "I've always been a hard worker, but I started working even harder when I didn't get drafted. I just kind of put it all on myself, I put it on my shoulders and decided to get it done."
- Mother Teledeo (pronounced Toledo) Simington and stepfather Ivory Simington
- Enjoys spending time with family playing cards, dominoes and listening to music
- Interested in starting his own clothing line
- Vocational Education major, enrolled in the College of Education and Health Professions at Arkansas
- Full name: Jason Raynard Peters



DOMINIQUE RODGERS-CROMARTIE 23

CORNERBACK

6-2, 182	Born 4/7/86 in Bradenton, FL
Tennessee St.	Lakewood Ranch HS, Bradenton, FL
4th year	Acquired - Trade (Arz) 2011

Pro Bowls: 2009

One of the top young, playmaking cornerbacks in the NFL, Dominique Rodgers-Cromartie was acquired by the Eagles on 7/28/11 in a trade with the Arizona Cardinals. Originally a first-round pick of the Cardinals in 2008 (16th overall), Rodgers-Cromartie has played in all 54 games since then (including playoffs), registering 16 interceptions and returning four for touchdowns.

CAREER HIGHLIGHTS

- Including playoffs, his 16 interceptions since 2008 are the fifth-highest total among NFL cornerbacks
- Owns four career interception return touchdowns, including at least one in each of his first three seasons

NFL LEADERS AMONG CORNERBACKS SINCE 2008

INTERCEPTIONS		INT RETURN TDs	
Player	INTs	Players	TDs
Asante Samuel	24	Charles Woodson	7
Charles Woodson	23	**D. Rodgers-Cromartie**	**4**
Tramon Williams	22	Jabari Greer	4
Darrelle Revis	17	Josh Wilson	4
D. Rodgers-Cromartie, 3 others	**16**	many players with	3

*includes playoffs

- Has two career field goal blocks (11/8/09 at Chi., 12/14/08 vs. Min.)
- Was selected to his first-career Pro Bowl following the 2009 season after starting all 16 regular season games and leading the team with career highs in INTs (6), KDs (33), and FFs (3)

2011 HIGHLIGHTS

- Registered his first-career sack after chasing down John Skelton vs. Arz. (11/13)

BIRDSEED

- Last name is derived from both his mother, Melissa Rodgers, and his father, Stanley Cromartie
- Became the first Tennessee State player taken in the first round since 1974 when both DE Ed "Too Tall" Jones (Dallas, 1st overall) and LB Waymond Bryant (Bears, 4th overall) were selected
- Is the second cousin of All-Pro cornerback Antonio Cromartie

INJURY REPORT

- Suffered a high ankle sprain vs. Arz. (11/13) and was inactive at NYG (11/20)

2011 GAME-BY-GAME STATISTICS

Date		Opp	W/L	P/S	S	A	T	Sac	Hur	Int	Yds	Lg	KD	FF	FR
Sep 11	at	StL	W	1/0	1	0	1	0.0	0	0	0	0	0	0	0
Sep 18	at	Atl	L	1/0	1	0	1	0.0	0	0	0	0	1	0	0
Sep 25		NYG	L	1/0	2	1	3	0.0	0	0	0	0	0	0	0
Oct 2		SF	L	1/0	2	1	3	0.0	0	0	0	0	0	0	0
Oct 9	at	Buf	L	1/1	4	0	4	0.0	0	0	0	0	1	0	0
Oct 16	at	Was	W	1/0	2	1	3	0.0	0	0	0	0	2	0	0
Oct 30		Dal	W	1/0	3	1	4	0.0	0	0	0	0	0	0	0
Nov 7		Chi	L	1/0	2	0	2	0.0	0	0	0	0	0	0	0
Nov 13		Arz	L	1/0	2	3	5	1.0	0	0	0	0	1	0	0
Nov 20	at	NYG	W					INACTIVE (ankle)							
Nov 27		NE													
Dec 1	at	Sea													
Dec 11	at	Mia													
Dec 18		NYJ													
Dec 24	at	Dal													
Jan 1		Was													
Totals				**9/1**	**19**	**7**	**26**	**1.0**	**0**	**0**	**0**	**0**	**5**	**0**	**0**

RODGERS-CROMARTIE'S CAREER STATISTICS

			TACKLES					INTERCEPTIONS							
Year	Team	GP/GS	Tot	Solo	Ast	Sks	Yds	Int	Yds	Lg	TD	KD	FF	FR	Yds
2008	Arz.	16/11	43	38	5	0.0	0.0	4	157	99T	1	23	0	0	0
2009	Arz.	16/16	51	49	2	0.0	0.0	6	77	49T	1	33	3	0	0
2010	Arz.	16/16	32	29	3	0.0	0.0	3	86	32T	2	16	0	0	0
2011	Phil.	9/1	26	19	7	1.0	7.0	0	0	0	0	5	0	0	0
TOTALS		**57/44**	**142**	**125**	**17**	**1.0**	**7.0**	**13**	**320**	**99T**	**4**	**77**	**3**	**0**	**0**
PLAYOFFS															
2008	Arz.	4/4	21	19	2	0.0	0.0	2	19	19	0	7	0	0	0
2009	Arz.	2/2	5	5	0	0.0	0.0	1	-6	-6	0	1	0	0	0
TOTALS		**6/6**	**26**	**24**	**2**	**0.0**	**0.0**	**3**	**13**	**19**	**0**	**8**	**0**	**0**	**0**

ADDITIONAL CAREER STATISTICS:
SPECIAL TEAMS TACKLES: (6) - 2011 (1), 2008 (5)
BLOCKED FIELD GOALS: (2) - 2009 (1) 2008 (1)
FUMBLES/LOST: (2/1) - 2010 (1/1) 2008 (1/0)

CAREER HIGHS

Tackles	12	(1/3/09 vs. Atl, NFC-W)
INTs	2	(2x - 12/20/09 at Det.)
INT Lg	99T	(12/7/08 vs StL.)

TOUCHDOWNS (4) 4-0 record

Description	Opponent
32-yd INT return	12/25/10 vs. Dal (W)
28-yd INT return	10/10/10 vs. NO (W)
49-yd INT return	10/11/09 vs. Hou (W)
99-yd INT return	12/7/08 vs. StL (W)



BRIAN ROLLE 59

LINEBACKER

5-10, 227	Born 11/20/88 in Immokalee, FL
Ohio State	Immokalee HS, Immokalee, FL
Rookie	Acquired - D6b-11 (193rd overall)

After an impressive preseason, Brian Rolle's tenacious style of play and gritty mentality earned him a starting role at WILL linebacker early in the season. A sixth round draft choice in the 2011 NFL draft, Rolle was a four-year letterman at Ohio State and a team captain as a senior, earning first-team All-Big Ten Conference honors after leading the team with 76 tackles, including 11.5 tackles for a loss, and posting 2.5 sacks and two interceptions.

2011 HIGHLIGHTS

- Forced a fumble of Bears RB Matt Forte, scooped up the loose ball and returned it 22 yards for his first career touchdown vs. Chi. (11/7)
- Posted a career-high 10 tackles at Buf (10/9)

PERSONAL

- Has several family members with NFL ties as he is a cousin of current New York Giants safety Antrel Rolle and former Baltimore Ravens defensive back Samari Rolle. Another cousin, Myron Rolle, was a sixth round draft choice of the Tennessee Titans in 2010. In addition, his brother William played football at Illinois State
- One of six children of Sandra and Arthur Coleman
- A two-time team captain at Immokalee HS, was twice named to the All-State team and was the only two-time winner of the *Naples Daily News* Broxson Trophy, given annually to the best football player in the county
- Was named the Defensive Player of the Year as a junior
- Majored in sociology

COLLEGE HIGHLIGHTS

- Appeared in 51 career games, starting his final 25 contests at middle linebacker. Accumulated 210 tackles, 21.5 tackles for a loss, four interceptions and 3.5 sacks. Also scored two career touchdowns (one on an interception return, and one on a fumble recovery)
- Earned All-Big Ten honors as a senior in 2010. Led the team with 76 tackles, including 11.5 tackles for a loss, and posted 2.5 sacks and two interceptions. Also blocked a kick vs. Eastern Michigan
- Was the recipient of the Randy Gradishar Award as a senior, given annually to the team's most outstanding linebacker
- Was part of a defensive unit as a senior that led the Big Ten Conference in rushing defense (96.7 rushing yards allowed per game) and scoring defense (14.31 points per game)
- Earned the starting job at MLB as a junior in 2009 and ranked second on the team with a career-best 95 tackles, including seven tackles for a loss
- Was part of a defensive unit as a junior that led the Big Ten in total defense and ranked fifth nationally, allowing just 262.3 total yards per game. They also ranked fifth nationally in scoring defense, averaging 12.5 points per game
- Was a standout special teams performer in his first two seasons from 2007-08

2011 GAME-BY-GAME STATISTICS

Date		Opp	W/L	P/S	S	A	T	Sac	Hur	Int	Yds	Lg	KD	FF	FR
Sep 11	at	StL	W	1/0	2	0	2	0.0	0	0	0	0	0	0	0
Sep 18	at	Atl	L	1/0	0	0	0	0.0	0	0	0	0	0	0	0
Sep 25		NYG	L	1/0	1	0	1	0.0	1	0	0	0	1	0	0
Oct 2		SF	L	1/1	4	2	6	0.0	0	0	0	0	1	0	0
Oct 9	at	Buf	L	1/1	6	4	10	0.0	0	0	0	0	0	0	0
Oct 16	at	Was	W	1/1	3	1	4	0.0	1	0	0	0	1	0	0
Oct 30		Dal	W	1/1	1	1	2	0.0	0	0	0	0	0	0	0
Nov 7		Chi	L	1/1	6	0	6	0.0	0	0	0	0	0	1	1
Nov 13		Arz	L	1/1	2	2	4	0.0	0	0	0	0	0	0	0
Nov 20	at	NYG	W	1/1	3	0	3	0.0	0	0	0	0	0	0	0
Nov 27		NE													
Dec 1	at	Sea													
Dec 11	at	Mia													
Dec 18		NYJ													
Dec 24	at	Dal													
Jan 1		Was													
Totals				10/7	28	10	38	0.0	2	0	0	0	3	1	1

UNDERDOG ROLLE

Drafted in the sixth round of the 2011 NFL draft out of Ohio State, and often referred to as 'undersized,' Rolle opened eyes during his first training camp. After a stellar college career in which he accumulated 210 tackles, 21.5 tackles for loss, four interceptions and 3.5 sacks, Rolle has made a smooth transition to the NFL and has made an impression on the Eagles coaching staff. "He's athletic, even though, well he's not small he's about 230 pounds," said defensive coordinator Juan Castillo. "You know, he's explosive, he can change direction and we feel that he has the ability to be a shutdown linebacker [in this league] meaning that he can cover backs

CAREER HIGHS

Tackles	10	(10/9/11 vs. Buf.)

TOUCHDOWNS (1)

Description	Opponent
22-yard fumble return	11/7/11 vs Chi. (Forte)

ROLLE'S CAREER STATISTICS

			TACKLES					INTERCEPTIONS								
Year	Team	GP/GS	Tot	Solo	Ast	Sacks	Yds	Int	Yds	Lg	TD	KD	FF	FR	Yds	STT
2011	Phil.	10/7	38	28	10	0.0	0.0	0	0	0	0	3	1	1	0	1
TOTALS		10/7	38	28	10	0.0	0.0	0	0	0	0	3	1	1	0	1

ASANTE SAMUEL 22

CORNERBACK

5-10, 185	Born 1/6/81 in Lauderdale Lakes, FL
Central Florida	Boyd Anderson HS, Lauderdale Lakes, FL
9th year	Acquired - FA (NE) 2008



Pro Bowls: 2007, 2008, 2009, 2010

A two-time Super Bowl Champion and a four-time Pro Bowler, Asante Samuel is one of the premier playmaking defensive backs in the NFL. A key free agent acquisition by the Eagles in 2008, Samuel leads the league with 38 interceptions since 2006. A 4th-round draft choice of New England in 2003, Samuel spent his first five seasons with the Patriots before signing a 6-year contract through 2013.

CAREER HIGHLIGHTS

- Earned Pro Bowl honors in four consecutive seasons from 2007-2010, longest current streak by a NFL CB. Also earned Associated Press second-team All Pro honors in 2009
- Since joining the league in 2003, ranks 2nd in INTs with 44, first in INT returns for a TD (including playoffs) with 9, and, according to Stats, Inc. first in KDs with 141
- Leads the NFL with 38 INTs since 2006
- Is the NFL's all-time leader with 4 postseason INT returns for a TD
- Leads all NFL defensive backs with 18 postseason games played since 2003
- His teams are 35-7 overall (.833) when he records an INT (20-2 w/NE, 15-5 w/PHI), including a 25-1 record at home (14-0 w/NE, 11-1 w/PHI)
- Leads the NFL since 2003 with 8 INTs in the fourth quarter of a close game (winning or losing by 7 points or less)
- Has registered 8 multi-INT games in his career (team is 8-0 in those games)
- Is the only player in the NFL to record 4+ interceptions in each of the last five seasons (2006-2010) and is only the 3rd Eagle ever to post 7+ INTs in back-to-back years, joining Bill Bradley (1971-72) and Don Burroughs (1961-62)
- Was a two-time Super Bowl champion with New England following the 2003 and 2004 seasons
- Intercepted the Manning brothers 7 times in his career (Eli 4, Peyton 3), including one from each in the playoffs. Is the 4th player to pick off both in the same season (2010) and the 1st with 2 vs. each
- His 10 INTs in 2006 led the NFL and was the 2nd-best single-season output in Patriots history, behind Ron Hall's 11 in 1964

ACTIVE INT LEADERS

Ed Reed, BAL	57
Charles Woodson, GB	52
Champ Bailey, DEN	50
Asante Samuel, PHI	**44**
Ronde Barber, TB	42

POSTSEASON INT LEADERS

Charlie Waters, DAL	9
Bill Simpson, LA Rams, BUF	9
Ronnie Lott, SF, LA Raiders	9
Lester Hayes, OAK	8
Asante Samuel, PHI	**7**
Ed Reed, BAL	7
Willie Brown, OAK	7
Dennis Thurman, DAL	7
Rodney Harrison, SD, NE	7

Samuel is the only player in NFL history to register at least one INT return for a TD in each of his first six NFL seasons (including postseason)

2011 HIGHLIGHTS

- Intercepted a John Skelton pass attempt and returned it 20 yards for a TD vs. Arz (11/13)
- Swiped a pass attempt from Matt Ryan at Atl (9/18). In fact, has intercepted Ryan in each of their three career match-ups

BIRDSEED

- Claims to have had a lack of foot speed in his little league years as a quarterback. "Everybody out there would talk about how slow I was...and I let that get in my head. I wanted to be fast." So he convinced his mother to buy him running parachutes and strength shoes designed to increase speed. "My mom would be out with me at 10 o'clock at night timing me in the 40 in the dark. I was always conscious about working on my speed, my technique, my footwork and my breaks."
- With the urging of his high school coach, Perry Egelsky, switched from quarterback to cornerback during his senior year of high school. "He told me I wasn't going to college as a 5-7 quarterback."

2011 GAME-BY-GAME STATISTICS

Date		Opp	W/L	P/S	S	A	T	Sac	Hur	Int	Yds	Lg	KD	FF	FR
Sep 11	at	StL	W	1/1	5	0	5	0	0	0	0	0	2	0	0
Sep 18	at	Atl	L	1/1	2	1	3	0	0	1	14	14	2	0	0
Sep 25		NYG	L	1/1	4	0	4	0	0	0	0	0	0	0	0
Oct 2		SF	L	1/1	5	0	5	0	0	0	0	0	0	0	0
Oct 9	at	Buf	L	1/1	0	0	0	0	0	0	0	0	0	0	0
Oct 16	at	Was	W	1/1	2	1	3	0	0	0	0	0	0	0	0
Oct 30		Dal	W	1/1	4	0	4	0	0	0	0	0	1	0	0
Nov 7		Chi	L	1/1	2	1	3	0	0	0	0	0	3	0	0
Nov 13		Arz	L	1/1	3	1	4	0	0	1	20	20t	3	0	0
Nov 20	at	NYG	W	1/1	1	1	2	0	0	0	0	0	1	0	0
Nov 27		NE													
Dec 1	at	Sea													
Dec 11	at	Mia													
Dec 18		NYJ													
Dec 24	at	Dal													
Jan 1		Was													
Totals				10/10	28	5	33	0.0	0	2	34	20t	12	0	0

BRING IT HOME

Bring it Home SINGLE MOMS — ASANTE SAMUEL FOUNDATION

Growing up the son of a single mom, Samuel has been inspired to help other women faced with similar circumstances in life. His foundation, Bring It Home Single Moms, has a primary mission to provide low-income single mothers with the opportunity of affordable home ownership.

ASANTE SAMUEL

SAMUEL'S CAREER STATISTICS

			TACKLES					INTERCEPTIONS							
Year	Team	GP/GS	Tot	Solo	Ast	Sacks	Yds	Int	Yds	Lg	TD	KD	FF	FR	Yds
2003	NE	16/1	36	33	3	0.0	0	2	55	55t	1	9	0	0	0
2004	NE	13/8	34	32	2	0.0	0	1	34	34t	1	12	2	0	0
2005	NE	15/15	53	41	12	0.0	0	3	15	15	0	18	0	0	0
2006	NE	15/15	62	56	6	0.0	0	10	120	33	0	24	1	0	0
2007	NE	16/14	44	42	2	0.0	0	6	89	42	1	18	0	0	0
2008	Phil.	15/15	40	31	9	0.0	0	4	64	50t	1	21	0	0	0
2009	Phil.	16/16	42	34	8	0.0	0	9	117	37	0	10	1	1	0
2010	Phil.	11/10	28	26	2	0.0	0	7	70	33	0	8	0	1	0
2011	Phil.	10/10	33	28	5	0.0	0	2	34	20t	1	12	0	0	0
TOTALS		127/104	372	323	49	0.0	0	44	598	55t	5	132	4	2	0
PLAYOFFS															
2003	NE	3/0	3	3	0	0.0	0	0	0	0	0	1	0	0	0
2004	NE	3/3	11	10	1	0.0	0	0	0	0	0	4	0	0	0
2005	NE	2/2	7	7	0	0.0	0	2	73	73t	1	6	0	0	0
2006	NE	3/3	7	7	0	0.0	0	2	75	39t	2	8	0	0	0
2007	NE	3/3	9	7	2	0.0	0	1	10	10	0	3	0	0	0
2008	Phil.	3/2	8	6	2	0.0	0	2	69	44T	1	1	0	0	0
2009	Phil.	1/1	4	4	0	0.0	0	0	0	0	0	0	0	0	0
2010	Phil.	1/1	1	1	0	0.0	0	0	0	0	0	1	0	0	0
TOTALS		19/15	50	45	5	0.0	0	7	227	73t	4	24	0	0	0

SPECIAL TEAMS TACKLES: (2) - 2003 (2)

CAREER HIGHS

Tackles	8	(4x - 11/26/06 vs. Chi.)
INTs	3	(11/26/06 vs. Chi.)
INT Lg	73T	(1/7/06 vs. Jax., AFC-WC)
	55T	(9/21/03 vs. NYJ)

MULTI-INTERCEPTION GAMES (8)

INT	Opponent	Quaterback
3	vs. Chi (11/26/06) (W)	R. Grossman
2	vs. NYG (11/21/10) (W)	E. Manning
2	vs. Ind (11/7/10) (W)	P. Manning
2	vs. Was (11/29/09) (W)	J. Campbell
2	vs. TB (10/11/09) (W)	J. Johnson
2	vs. Phi (11/25/07) (W)	A.J. Feeley
2	at Ten (12/31/06) (W)	V. Young
2	vs. Mia (10/8/06) (W)	J. Harrington

CAREER TOUCHDOWNS (9)

Description	Opponent
20-yd INT ret	11/13/11 vs. Arz (Skelton) (L)
44-yd INT ret*	1/4/09 at Min (Jackson) (W)
50-yd INT ret	12/15/08 vs Cle (Dorsey) (W)
39-yd INT ret*	1/21/07 at Ind (Manning) (L)
36-yd INT ret*	1/7/07 vs NYJ (Pennington) (W)
40-yd INT ret	11/25/07 vs Phi (Feeley) (W)
73-yd INT ret*	1/7/06 vs Jax (Leftwich) (W)
34-yd INT ret	12/12/04 vs Cin (Palmer) (W)
55-yd INT ret	9/21/03 vs NYJ (Testaverde) (W)

*postseason game

PERSONAL

- Is the son of Jasper and Christine. Engaged to Jeniva. Has four children: son, A.J., and daughters, Ashante, Amaya, and Aleesa. A.J. is a quarterback and safety for the Lauderhill Lions of a Pop Warner league. His team won the Super Bowl in 2010. "He's way more athletic than I was at that age. I was so slow as a kid. " A.J. also plays baseball and basketball
- Credits his mother, Christine, for being where he is today in life. "We did everything together growing up and she taught me some good life lessons, like never giving up. In fact, I quit football a few times growing up and she always got me back out there. One time, she bought me a bike and wouldn't let me ride it until I went back to football."
- A versatile athlete at Boyd Anderson HS, played DB, QB, KR and PR. Earned All-State and All-County honors as a senior DB, tallying 75 tackles and four INTs. Also saw significant action at QB as a junior, throwing for 1,800 yards and rushing for 500 yards
- Ten minutes before his final high school game, he replaced his team's injured starting QB, and went on to throw two TD passes, intercepted two more on defense, and also rushed for 80 yds. In addition, he was the team's featured kickoff and punt returner
- Also lettered in basketball and baseball and was an all-county selection as point guard. Led his team in home runs in baseball despite his primary position being a pitcher
- **Most underrated part of playing cornerback:** "The position in general. Most people don't realize how hard it is to figure out what's going on while moving backwards."
- **Favorite teams/athletes growing up:** Raiders, 49ers, Roger Craig, Joe Montana, Steve Young, and Randall Cunningham ... **Bucket list:** "Go to the top of the charts with my record label company" ... **Favorite football moment:** "My first NFL interception against the Jets. The quarterback was Vinny Testaverde and the receiver was Wayne Chrebet. I returned it for touchdown" ... **Favorite movie:** *Dumb and Dumber* ... **Favorite TV show:** *The First 48* ... **First job:** "Selling candy in middle school" ... **Favorite part of playing in Philadelphia:** "The camaraderie and the unity that we have in the locker room"
- Asante's father, Jasper, gave him his first name, which means "Thank You" in Swahili
- Majored in business

UNDERDOG ROLE

Samuel has become a perennial NFL All-Star despite barely being recruited out of high school. "Hofstra was the only other place that really wanted me other than Central Florida. But I'm used to being the underdog. I'm always the underdog, no matter what I do in life. That really motivates me. Nobody EVER thought I could play cornerback in high school, let alone in the NFL. In fact, I got a letter a few years ago from an old friend, Maurice, who I haven't seen in years. He said, 'Man, you've come a long way since little league!'"

OWEN SCHMITT 32

FULLBACK

6-2, 245	Born 2/13/85 in Gilman, WI
West Va.	Fairfax HS, Fairfax, VA
4th year	Acquired - FA 2010

A tough, aggressive fullback and a skilled receiver out of the backfield, Owen Schmitt signed with the Eagles on 9/13/10. Originally a 5th round draft selection of Seattle in 2008, Schmitt played in 30 games with the Seahawks, contributing as a fullback and on special teams. An All-Big East performer at West Virginia, Schmitt rushed for 1,003 yards in his collegiate career

2011 HIGHLIGHTS

- Ranks second on the team with 80 special teams production points

PERSONAL

- Attended Fairfax (Va.) High School, earning unanimous All-Conference and Liberty District Most Valuable Player accolades. Led the conference in rushing as a senior, serving as team captain
- Also excelled in baseball, picking up All-District and All-Region recognition in that sport
- **What he loves most about the game of football:** The contact. "It's the only time where you can legally hit somebody."
- Two of the biggest influences on both his career and life growing up were his grandfathers, Duane Jenson and Bryan Drangle. "They were a big part of my life," says Schmitt. "They helped me become a man."
- **Talent he would most like to have:** "I would love to be able to 'shred' the guitar. I've taken guitar lessons before, but it takes years to develop the styles and techniques of Chris Davisson of The Davisson Brothers Band."
- Claims that the whole football experience in itself has helped him grow, both as an athlete and as an individual
- Grew up a fan of the Green Bay Packers and Brett Favre
- If he could trade places with one person for a day, it would be Wayne Newton
- Hopes to skydive one day. "It looks like it would be one big adrenaline rush."
- Is a self-proclaimed hoarder. "I collect everything. I'm a pack rat."
- **Favorites: Meal -** Chicken cordon bleu. "I would eat it before every game in college"; **Car -** '69 Chevelle; **Movie -** *Ace Ventura: Pet Detective*; **Musical Artist -** The Davisson Brothers Band
- Is the son of Wayne Schmitt and Serena Drangle and has two brothers, Kyle and Tayler
- Earned a degree in athletic coaching

BIRDSEED

- Donates his time to numerous youth football camps. St. Louis Rams FB Mike Karney and former NFL TE Anthony Becht are just a few of the many player camps he has volunteered at in the past. Working and hanging out with camp attendants is what Schmitt enjoys most about his involvement with the camps

2011 GAME-BY-GAME STATISTICS

					RUSHING					RECEIVING					
Date		Opp.	W/L	P/S	Att	Yd	Avg	Lg	TD	No	Yd	Avg	Lg	TD	TYS
Sep 11	at	StL	W	1/0	0	0	0.0	0	0	0	0	0.0	0	0	0
Sep 18	at	Atl	L	1/0	0	0	0.0	0	0	0	0	0.0	0	0	0
Sep 25		NYG	L	1/1	4	6	1.5	4	0	1	13	13.0	13	0	19
Oct 2		SF	L	1/0	0	0	0.0	0	0	1	11	11.0	11	0	11
Oct 9	at	Buf	L	1/0	0	0	0.0	0	0	0	0	0.0	0	0	0
Oct 16	at	Was	W	1/1	0	0	0.0	0	0	0	0	0.0	0	0	0
Oct 30		Dal	W	1/0	0	0	0.0	0	0	0	0	0.0	0	0	0
Nov 7		Chi	L	1/0	0	0	0.0	0	0	0	0	0.0	0	0	0
Nov 13		Arz	L	1/1	0	0	0.0	0	0	1	8	8.0	8	0	8
Nov 20	at	NYG	W	1/0	0	0	0.0	0	0	0	0	0.0	0	0	0
Nov 27		NE													
Dec 1	at	Sea													
Dec 11	at	Mia													
Dec 18		NYJ													
Dec 24	at	Dal													
Jan 1		Was													
Totals				10/3	4	6	1.5	4	0	3	32	10.7	13	0	38

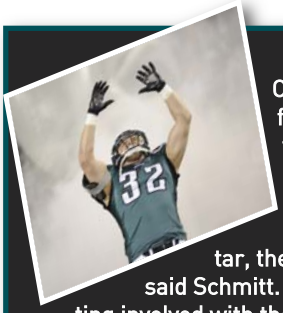

ROCKIN' OUT

Owen Schmitt started playing the guitar a few years ago and since then has taken his talents to the School of Rock, a Philadelphia-based charity where kids can "jam" and play music after school. "When the School of Rock found out I played the guitar, they asked me if I wanted to come play," said Schmitt. "It's been about a year since I began getting involved with the charity, but it's been a lot of fun. It's a great place to play music and rock out." For more information, please visit: http://philadelphia.schoolofrock.com/about

SCHMITT'S CAREER STATISTICS

			RUSHING					RECEIVING					
Year	Team	GP/GS	Att	Yds	Avg	Lg	TD	No	Yds	Avg	Lg	TD	STT
2008	Sea.	15/1	5	21	4.2	14	0	6	29	4.8	7	0	3
2009	Sea.	15/1	0	0	0.0	0	0	6	21	3.5	10	1	9
2010	Phil.	15/5	0	0	0.0	0	0	19	136	7.2	18	1	4
2011	Phil.	10/3	4	6	1.5	4	0	3	32	10.7	13	0	2
TOTALS		55/10	9	27	3.0	14	0	34	218	6.4	18	2	18
PLAYOFFS													
2010	Phil.	1/0	0	0	0.0	0	0	0	0	0.0	0	0	1
TOTALS		1/0	0	0	0.0	0	0	0	0	0.0	0	0	1

ADDITIONAL STATISTICS:
KICKOFF RETURNS: 2-18-18lg

CAREER HIGHS

Rush atts	4	(9/25/11 vs. NYG)
Rush yds	19	(11/9/08 at Mia.)
Rush Lg	14	(11/9/08 at Mia.)
Recepts	3	(2x - 10/3/10 vs. Was.)
Rec. yds	43	(10/3/10 vs. Was.)
Rec. Lg	18	(10/3/10 vs. Was.)
TDs	1	(2x - 12/2/10 vs. Hou.)

STEVE SMITH 11

WIDE RECEIVER

5-11, 195	Born 5/6/85 in Anchorage, AK
USC	William Howard Taft HS, Woodland Hills, CA
5th year	Acquired - FA 2011

A reliable and sure-handed receiver, Steve Smith joined the Eagles as a free agent on 8/10/11 after spending his first four NFL seasons as a member of the New York Giants. Originally a 2nd round draft choice of the Giants in 2007, Smith earned a Pro Bowl selection following the 2009 season after setting a Giants record with 107 receptions for 1,220 yards and 7 TDs.

CAREER HIGHLIGHTS

- Earned his first Pro Bowl selection in 2009 after finishing the season ranked 2nd in the NFL with 107 receptions. His reception total also shattered the Giants previous single-season record of 82, set by Amani Toomer in 2002
- Ranked 8th in the NFL in 2009 with 1,220 yards, and contributed a team-high seven touchdowns. His yardage was the second-highest ever for a Giants receiver behing Toomer's 1,343 in 2002

2011 HIGHLIGHTS

- Scored his first touchdown of the season against his former team on a 14-yard grab from QB Vince Young at NYG (11/20)

PERSONAL

- Served as a member of the Chelsea Piers Scholarship Fund Advisory Board, which provides financial assistance to New York City kids to participate in athletics
- Attended The Joe Girardi Catch 25 Foundation's "Remember When, Remember Now" Alzheimer's research benefit
- Appeared in many charity events during his time in New York, including The Baby Ball at St. Vincent's Medical Center, the March of Dimes March for Babies fundraiser walk and the Giants Kick-off Luncheon benefitting St. Vincent's Medical Center
- Attended Taft High School in Woodland Hills, CA, where he caught 271 passes for 4,545 yards, both California state records. He earned 2002 Parade All-America honors

2009 NFC RECEIVING LEADERS

RECEPTIONS		YARDS	
Player	Rec	Players	Yds
Steve Smith	**107**	Miles Austin	1320
Larry Fitzgerald	97	Sidney Rice	1312
Jason Witten	94	**Steve Smith**	**1220**
Roddy White	85	**DeSean Jackson**	**1156**

100-YARD RECEIVING GAMES (5)

Yards	Date	Opp	Rec.	TDs
134	10/4/09	at KC	11	2
134	9/20/09	at Dal.	10	1
110	12/6/09	vs. Dal.	6	0
103	9/26/10	vs. Ten.	9	0
101	10/25/10	at Dal.	9	1

SMITH'S CAREER STATISTICS

Year	Team	GP/GS	No	Yds	Avg	Lg	TD
2007	NYG	5/0	8	63	7.9	12	0
2008	NYG	16/4	57	574	10.1	30	1
2009	NYG	16/15	107	1220	11.4	51	7
2010	NYG	9/7	48	529	11.0	45	3
2011	Phil.	8/1	11	124	11.3	20	1
TOTALS		**54/27**	**231**	**2510**	**10.9**	**51**	**12**
PLAYOFFS							
2007	NYG	4/0	14	152	10.9	22	0
2008	NYG	1/1	2	17	8.5	11	0
TOTALS		**5/1**	**16**	**169**	**10.6**	**22**	**0**

ADDITIONAL CAREER STATISTICS

CAREER FUMBLES/LOST: 2/0 - 2008 (1/0), 2011 (1/0)

PUNT RETURNS: 2011 - 1-0-0lg-1FC

2011 GAME-BY-GAME

Date		Opp.	W/L	P/S	No	Yds	Avg	Lg	TD
Sep 11	at	StL	W	1/0	0	0	0.0	0	0
Sep 18	at	Atl	L	1/0	2	29	14.5	20	0
Sep 25		NYG	L	1/0	2	27	13.5	19	0
Oct 2		SF	L	1/0	0	0	0.0	0	0
Oct 9	at	Buf	L	1/0	0	0	0.0	0	0
Oct 16	at	Was	W	1/0	1	7	7.0	7	0
Oct 30		Dal	W	0/0	DID NOT PLAY				
Nov 7		Chi	L	0/0	DID NOT PLAY				
Nov 13		Arz	L	1/1	5	47	9.4	19	0
Nov 20	at	NYG	W	1/0	1	14	14.0	14t	1
Nov 27		NE							
Dec 1	at	Sea							
Dec 11	at	Mia							
Dec 18		NYJ							
Dec 24	at	Dal							
Jan 1		Was							
Totals				**8/1**	**11**	**124**	**11.3**	**20**	**1**

CAREER HIGHS

Recepts	**11**	(10/4/09 at KC)
Yards	**134**	(2x - 10/4/09 at KC)
Long	**51**	(11/22/09 vs. Atl)
TDs	**2**	(10/4/09 at KC)

DARRYL TAPP 55

DEFENSIVE END

6-1, 270	Born9/13/84 in Portsmouth, VA
Virginia Tech	Deep Creek HS, Chesapeake, VA
5th year	Acquired - Trade (Sea) 2010

A reliable pass rusher who provides depth at the defensive end rotation, the Eagles acquired Darryl Tapp in the 2010 offseason in a trade with the Seattle Seahawks. Tapp was originally a second round draft choice of Seattle in 2006, and appeared in all 64 games in four seasons with the team, registering 18 sacks along the way.

CAREER HIGHLIGHTS

- Tied a Seahawks team record with four sacks vs. StL (10/21/07), en route to a career-high seven sacks in 2007
- Recorded his first-career interception off of Jay Cutler and returned it 25 yards for a touchdown at Den. (12/3/06)

BIRDSEED

- Along with his two brothers, owns and operates Tapp Enterprises, LLC, the holding/management company for four separate entities: Tapp Development (real estate), Chruth Ventures (business partnerships), 55 Marketing (marketing for local celebrities) and The Darryl Tapp Foundation (supporting non-profit organizations to improve the under-served of the Hampton Roads community)
- During the offseason, trains with Rick Cox, his former high school football and track coach, at a facility called Speed by Rick Cox in Chesapeake, VA. Said Tapp, "He comes up with ridiculous stuff all the time, but it's great."
- Has conducted "Darryl Tapp's Gentlemen's Expo" in his hometown region, which raises money for local charities while recognizing individuals for their charitable work. A previous winner was former Eagles defensive end William Fuller, who owns and operates a construction company in Virginia. Now that he is back playing on the East coast, he plans on continuing that endeavor
- Donates time and resources to the Boys and Girls Club and to the Food Bank of Southeastern Virginia. His brother, Charles, is on the Board of Directors of the Food Bank. Last year, Darryl issued a challenge to the Southhampton Roads community to fill the shelves of the food bank, which proved to be successful

CAREER HIGHS

Tackles	9	(10/19/08 at TB)
Sacks	4.0	(10/21/07 vs. StL)
INTs	1	(2x - 11/4/07 at Cle.)

2011 HIGHLIGHTS

- Combined with teammate Juqua Parker to record a half sack of QB Eli Manning at NYG (11/20)
- Notched a sack of QB Rex Grossman for a seven yard loss at Was. (10/16)
- Forced a fumble of Rams QB Sam Bradford at Stl (9/11), which was scooped up by teammate Juqua Parker and returned 56 yards for a touchdown. Also recorded a sack of Bradford later in the game

INJURY REPORT

- Suffered a pectoral strain vs. STL (9/11) and missed the next three games

2011 GAME-BY-GAME STATISTICS

Date		Opp	W/L	P/S	S	A	T	Sac	Hur	Int	Yds	Lg	KD	FF	FR
Sep 11	at	StL	W	1/0	3	1	4	1.0	3	0	0	0	0	0	0
Sep 18	at	Atl	L	0/0		INACTIVE/CHEST									
Sep 25		NYG	L	0/0		INACTIVE/CHEST									
Oct 2		SF	L	0/0		INACTIVE/CHEST									
Oct 9	at	Buf	L	1/1	2	2	4	0.0	1	0	0	0	0	0	0
Oct 16	at	Was	W	1/1	3	0	3	1.0	3	0	0	0	0	0	0
Oct 30		Dal	W	1/0	2	1	3	0.0	3	0	0	0	0	0	0
Nov 7		Chi	L	1/0	3	1	4	0.0	0	0	0	0	0	0	0
Nov 13		Arz	L	1/0	1	1	2	0.0	0	0	0	0	0	0	0
Nov 20	at	NYG	W	1/0	3	2	5	0.5	4	0	0	0	0	0	0
Nov 27		NE													
Dec 1	at	Sea													
Dec 11	at	Mia													
Dec 18		NYJ													
Dec 24	at	Dal													
Jan 1		Was													
Totals				7/2	17	8	25	2.5	14	0	0	0	0	0	0

TAPP'S CAREER STATISTICS

			TACKLES					INTERCEPTIONS								
Year	Team	GP/GS	Tot	Solo	Ast	Sacks	Yds	Int	Yds	Lg	TD	KD	FF	FR	Yds	STT
2006	Sea.	16/0	23	15	8	3.0	19.0	1	25	25t	1	1	1	0	0	9
2007	Sea.	16/16	50	42	8	7.0	44.5	1	-4	-4	0	10	3	2	9	0
2008	Sea.	16/11	55	46	9	5.5	26.0	0	0	0	0	0	4	1	0	0
2009	Sea.	16/5	49	40	9	2.5	19.0	0	0	0	0	3	0	1	0	0
2010	Phil.	14/1	34	25	9	3.0	17.0	0	0	0	0	4	0	3	0	0
2011	Phil.	7/2	25	17	8	2.5	14.5	0	0	0	0	0	0	0	0	0
TOTALS		85/35	236	185	51	23.5	140.0	2	21	25t	1	18	8	7	9	9
PLAYOFFS																
2006	Sea.	2/2	4	4	0	0.0	0.0	0	0	0	0	0	0	0	0	0
2007	Sea.	2/2	8	6	2	0.0	0.0	0	0	0	0	0	0	0	0	0
2010	Phil.	1/0	3	1	2	1.0	1.0	0	0	0	0	0	1	0	0	0
TOTALS		5/4	15	11	4	1.0	1.0	0	0	0	0	0	1	0	0	0

ADDITIONAL CAREER STATISTICS:
SPECIAL TEAMS TACKLES: 2006 (9)

MULTI-SACK GAMES (2)

Sacks	Date	Opponent
4.0	10/21/07	vs. StL
1.5	12/21/08	vs. NYJ

JULIAN VANDERVELDE 73

GUARD

6-2, 300	Born 10/7/87 in Davenport, IA
Iowa	Central HS, Davenport, IA
Rookie	Acquired - D5b-11 (161st overall)

Julian Vandervelde (pronounced VAN-der-vell-dee) was selected by the Eagles in the fifth round of the 2011 NFL draft. A four-year letterman at Iowa, Vandervelde earned second-team All-Big Ten honors as a senior in 2010.

COLLEGE HIGHLIGHTS

- Started in 37 career games at both left and right guard
- Garnered academic All-Big Ten accolades in four consecuitve seasons from 2007-10
- Earned second-team All-Big Ten conference honors as a senior in 2010. Started at left guard in all 13 games
- Started in nine of 12 games in 2009 (eight at RG, one at LG)
- Started at left guard in eight of 11 games in 2008
- Saw the majority of time at right guard in 2007

RENAISSANCE MAN

In addition to being a four-year starter and a four-year academic All-Big 10 honoree, Vandervelde is also a talented singer. Often seen fine-tuning his act on karaoke night, he also had the privilege of performing the National Anthem in front of President Obama when he visited Iowa City in March 2010.

"My mom pushed me to music when I was very young. If I had not gotten a scholarship to play football, I would probably have tried to get a choir scholarship somewhere."

PERSONAL

- Earned first-team all-state honors as as a senior and second-team all-state accollades as a junior at Central HS. Was a team captain as a senior, seeing action at o-line, d-line and fullback
- Lettered in baseball, wrestling and track and field. Posted a 24-4 individual record as a junior wrestler and advanced to the state wrestling tournament. Won the Class 4A shot put title at the state track meet as both a junior and senior
- Earned academic all-conference and all-state recognition as a senior in high school
- Was a member of the Davenport Little League baseball team that competed in the 2000 World Series in Williamsport, PA
- Son of Cynthia and John Tobin
- Assisted a UNESCO City of Literature initiative by reading to classes throughout local schools and stressing the importance of reading and literacy
- Volunteered his time to many community initiatives, including a Ronald McDonald Run/Walk, an Alzheimer's Association pancake breakfast, and Salvation Army work
- Says he hopes to one day move to Nagasaki, Japan, and help rebuild the Christian community that was destroyed by atomic bomb in World War II, possibly teach English in a high school there

CAREER SERVICE

YEAR	TEAM	GP/GS
2011	Phil.	1/0
Totals		**1/0**



MICHAEL VICK 7

QUARTERBACK

6-0, 215	Born 6/26/80 in Newport News, VA
Virginia Tech	Warwick HS, Newport News, VA
10th year	Acquired - FA (2009)



Pro Bowls: 2002, 2004, 2005, 2010

A multi-dimensional threat at the quarterback position, Vick is now in his 3rd season in Philadelphia after signing with the Eagles on August 13, 2009. A former 1st overall pick of the NFL draft in 2001 by Atlanta, Vick enjoyed his finest year as a pro in 2010 with career highs in QB rating (100.2), completion pct. (62.6) and passing yards (3,018) while earning his 4th career Pro Bowl berth.

BIRDSEED

- Partners with the Humane Society to help educate and steer children away from animal cruelty and has made several appearances in Philadelphia and around the country speaking to groups of kids. In 2011, Vick spent a day lobbying to Congress to help pass the Animal Fighting Spectacor Prohibition Act. "Too many kids get involved in dogfighting and it's time to break this cycle," said Vick. "Animal fighting is a dead-end road for young men."
- Chosen as the commencement speaker by Philadelphia's Camelot high schools for their 2011 graduation ceremony. Camelot's schools are for over-age students who have fallen behind, dropped out or have been expelled for behavioral issues. "As you have chosen me, I have chosen you," Vick told the graduates. "I have chosen you to succeed and I believe in you."

BE THE CHANGE ...

"There can be opportunities for second chances, and how do you handle that second chance? I think that's really the story here. None of this was possible without Michael being in the right frame of mind and then working his tail off on and off the field and that's what he did ... it really came down to his attitude on change and the attitude to work hard. "
- Andy Reid after Vick signed a 6-year contract in August

Vick holds the NFL QB rushing records for a single game (173), season (1,039 in 2006) and career (5,165). He also has the most 100-yard rushing games (11)

CAREER HIGHLIGHTS

- Holds four of the top five single-game rushing totals by a QB since 1970, including a career-high 173 yards at Min. (12/1/02)
- With two 100+ yard rushing outings in 2010, became the first 30-year-old QB to top the century mark in NFL history. His 130 rushing yards at NYG (12/19/10) were the most ever by an Eagles QB
- Set an NFL postseason record for a quarterback with 119 rushing yards in the 2004 NFC Divisional Playoff win vs. StL (1/15/05)

Michael Vick became only the 2nd QB in NFL history to throw for 3,000+ yards, rush for 500+ yards and accrue a 100+ QB rating in a season. The only other signal caller to do so is Steve Young, a fellow left-handed QB, who happened to be Vick's favorite player growing up. In 1992, the 31-year-old Young threw for 3,465 yards, rushed for 537 and compiled a 107.0 QB rating.

Became the first player in NFL history to post 300 yards passing (333), 50 rushing yards (80), 4 TDs passing and 2 TDs rushing in the same game at WAS (11/15/10)

- In his first season as a starter, led the Falcons in a 27-7 upset over Green Bay in the 2002 NFC Wildcard playoff game (1/4/03), ending the Packers' undefeated playoff record at Lambeau Field

2011 HIGHLIGHTS

- Completed 75% of his passes (21-28) for 279 yards and 2 TDs vs. Dal (10/30). Also ran for 50 yards and compiled a 129.9 QB rating.
- Threw for 315 and ran for 90 more as he passed Randall Cunningham (4,928) and into first place in NFL history for most rushing yards by a QB at Buf (10/9). His TD pass to Jeremy Maclin in the 2nd quarter was the 100th of his career.
- Became the first player in NFL history to throw for 400 yards (416) and run for 75 yards in the same game vs. SF (10/2). His 416 yards and 30 completions were career highs
- In his 100th NFL regular season game, made his first start at the Georgia Dome since 12/24/06 and threw for 242 yards and two TDs before suffering a concussion late in the third quarter at Atl (9/19). He did not return
- In his first opening day start since 2006, Vick threw for 187 yards and 2 TDs and rushed 11 times for 97 yards, including six runs of 10+ yards at StL (9/11)

REMARKABLE RUN/PASS RATIO

No quarterback had ever thrown for 315 yards and rush for 75 in the same game in the history of the NFL until Vick did so in back-to-back games in weeks 4 and 5 in 2011. Vick threw for a career-high 416 yards vs. SF (10/2), while rushing for 75 yards. A week later at Buf (10/9), he threw for 315 and and rushed for 90 against the Bills.

COUNTING TO TEN ...

Vick's 204 rushes of 10+ yards are the most by an NFL quarterback since 1994 source: Stats, Inc.

- **That number ranks 5th among active players behind LaDainian Tomlinson (338), Ricky Williams (244), Thomas Jones (237) and Steven Jackon (213)**
- **Also ranks 9th among all players since 2001, Vick's rookie year with Atlanta**
- **A whopping 28.4% of Vick's career rushes have gone for 10-or-more yards**
- **Has 21 such rushes thus far in 2011 (9th in NFL). His career high for a season is 44 set in 2006.**

MICHAEL VICK

INJURY REPORT

- Broke two ribs in 1st qtr vs. Arz (11/13) and DNP at NYG (11/20)
- Suffered an injury on his non-throwing hand in 3rd qtr vs. NYG (9/25) and did not return
- Incurred a concussion in 3rd qtr at Atl (9/18) and did not return

PERSONAL

- Michael Dwayne Vick, and his fiancée, Kijafa, live in Virginia and Philadelphia. Has two daughters, Jada and London, and one son, Mitez. Lists his mother, Brenda Vick, his aunt, Tina Vick, and his uncle, Casey Vick, as the most powerful influences in his life
- A Newport News, VA, native, attended Warwick High School, passing for 4,846 yards and 43 touchdowns, also rushed for 1,048 yards and 18 touchdowns. Also played safety, recording 4 INTs and 75 tackles. "Playing safety taught me how to read the quarterback's eyes and understand that a guy can get an indication of what I want to do with the football."
- First started playing football at the age of 8 for the Boys Club Spartans in Newport News, VA. He played QB and RB
- Names Tommy Reamon, his high school football coach, as the person most responsible for helping him make it to the NFL, "He taught me life skills and how to communicate from a father-son perspective. I still talk to him to this day and he still helps me."
- Teamed with BET in 2010 to air the *Michael Vick Project*, a 10-part documentary on the highs and lows of his life. Said Vick, "I allowed the cameras to see the truth – the good, the bad and the ugly results of my decisions – with the sincere hope that it will positively affect others' lives and prevent someone out there from making the same mistakes I did."
- Was drafted by the Colorado Rockies in the 30th round of the 2000 MLB draft despite not playing baseball since he was 14 years old in the 8th grade. "My friends told me about it after seeing it on SportsCenter," said Vick, a left-handed pitcher and centerfielder. "I was shocked. I considered playing, but it would have interfered too much with spring practices."
- Is a fanatic of both fishing and golfing. In fact, caught four 50-pound Amberjacks in the Chesapeake Bay in Virginia one day. As far as golf, he said, "I'm getting there, I'm really into it. I started playing after appearing at a golf tournament in Atlanta. And believe me, I really wasn't into it before going to the appearance, but it didn't take long during that day to get hooked."

PLAYER OF THE WEEK/MONTH AWARDS

NFC Offensive POM	September, 2010
NFC Offensive POW	December 19, 2010 at NYG
NFC Offensive POW	November 15, 2010 at WAS
NFC Offensive POW	November 7, 2010 vs. IND
NFC Offensive POW	October 29, 2006 at CIN
NFC Offensive POW	October 31, 2004 at DEN
NFC Offensive POW	September 19, 2004 vs. STL
NFC Offensive POW	December 1, 2002 at MIN

- **Favorite football moment:** "Winning the NFC Wild Card game at Green Bay in 2003. At the end of the game, I'll never forget Brett Favre telling me I had a great game and that he's looking forward to competing with me again and to keep working hard and getting better."
- **Favorite teams/athletes growing up:** "San Francisco 49ers, especially Steve Young and Jerry Rice"
- **First job:** "Pool attendant"
- **Bucket list:** "Catch a 200-pound tuna and be able to go fishing on a consistent basis without any guide."
- Majored in sociology and plans on going back to get his degree

NFL RECORDS HELD BY MICHAEL VICK

5,165	Most career rushing yards by a QB
11	Most 100-yard rushing games by QB
1,039	Most rushing yards by QB in a season (2006)
8.45	Highest yards per carry average in single season (2006)
225	Best two-game rushing total by QB (166 vs. NO, 11/26/06; 59 at Was., 12/3/06)
173	Most rushing yards by QB in a game (12/1/02 at Min.)
119	Most rushing yards by QB in playoff game (1/15/08 vs. StL)
1,066	Most rushing yards by QB in his first 2 seasons (2001, 2002)

100-YARD RUSHING GAMES (11)

Yds	Date	Opp.	Att	TD
173	12/1/02	at Min	12	2
166	11/26/06	vs. NO	12	0
141	12/7/03	vs. Car	14	1
130	12/19/10	at NYG	10	1
127	9/17/06	vs. TB	14	1
119*	1/15/05	vs. StL	8	0
115	10/31/04	at Den	12	0
109	9/19/04	vs. StL	12	0
104	11/21/04	at NYG	15	0
103	9/12/10	vs. GB	11	0
101	10/1/06	vs. Arz	11	0

* Playoffs

300-YARD PASSING GAMES (7)

Yds	Date	Opp.
416	10/2/11	vs. SF
337	12/22/02	vs. Det
333	11/28/10	at Chi
333	11/15/10	at Wash
315	10/9/11	at Buf
306	11/20/05	vs. TB
302	12/2/10	vs. Hou

VICK'S CLICKS

- First player in history to throw for 3,000+ yards, 20+ TDs, rush for 500+ yards and 7+ TDs in single season
- First player in NFL history to throw for 240 yards (242) and rush for 130 yards in same game at NYG (12/19/10)
- First player in NFL history to throw for 250 (252) yards and rush for 100 (115) yards in same game at Den (10/31/04)
- Joined Tobin Rote (11/22/51) and Randall Cunningham (11/4/90) as the only players in NFL history to throw 3 TDs and rush for 100+ yards in same game at NYG (12/19/10)
- First Eagle to be named NFC Offensive player of the week three times in one season

MICHAEL VICK

2011 GAME-BY-GAME STATISTICS

					PASSING									RUSHING				
Date		Opp	W/L	GP/GS	Att	Cmp	Pct	Yds	TD	Int	Lg	Sack/Yds	Rat	Att	Yds	Avg	Lg	TD
Sep 11	at	StL	W	1/1	32	14	43.8	187	2	0	41	3/20	83.7	11	97	8.8	19	0
Sep 18	at	Atl	L	1/1	28	19	67.9	242	2	1	36	0/0	103.6	6	25	4.2	10	0
Sep 25		NYG	L	1/1	23	16	69.6	176	0	1	24	1/6	73.8	7	31	4.4	10	0
Oct 2		SF	L	1/1	46	30	65.2	416	2	1	61	2/11	99.5	8	75	9.4	24	0
Oct 9	at	Buf	L	1/1	40	26	65.0	315	2	4	35	0/0	66.1	6	90	15.0	53	0
Oct 16	at	Was	W	1/1	31	18	58.1	237	1	1	59	2/7	79.6	7	54	7.7	31	0
Oct 30		Dal	W	1/1	28	21	75.0	279	2	0	24	4/23	129.9	7	50	7.1	15	0
Nov 7		Chi	L	1/1	38	21	55.3	213	0	1	31	1/2	60.5	5	34	6.8	11	0
Nov 13		Arz	L	1/1	34	16	47.1	128	0	2	20	2/5	32.5	8	79	9.9	16	0
Nov 20	at	NYG	W	0/0					INACTIVE/RIBS									
Nov 27		NE																
Dec 1	at	Sea																
Dec 11	at	Mia																
Dec 18		NYJ																
Dec 24	at	Dal																
Jan 1		Was																
Totals				**9/9**	**300**	**181**	**60.3**	**2,193**	**11**	**11**	**61**	**15/74**	**79.8**	**65**	**535**	**8.2**	**53**	**0**

VICK'S CAREER STATISTICS

			PASSING										RUSHING				
Year	Team	GP/GS	Att	Cmp	Pct	Yds	Yd/At	TD	Int	Lg	Sk/Yd	Rat	Att	Yds	Avg	Lg	TD
2001	Atl.	8/2	113	50	44.2	785	6.9	2	3	52	21/113	62.7	31	289	9.3	35	1
2002	Atl.	15/15	421	231	54.9	2,936	7.0	16	8	74t	33/206	81.6	113	777	6.9	46t	8
2003	Atl.	5/4	100	50	50.0	585	5.9	4	3	49	9/64	69.0	40	255	6.4	43	1
2004	Atl.	15/15	321	181	56.4	2,313	7.2	14	12	62	46/266	78.1	120	902	7.5	58	3
2005	Atl.	15/15	387	214	55.3	2,412	6.2	15	13	58	33/201	73.1	102	597	5.9	32	6
2006	Atl.	16/16	388	204	52.6	2,474	6.4	20	13	55	45/303	75.7	123	1,039	8.4	51	2
2009	Phil.	12/1	13	6	46.2	86	6.6	1	0	48	0/0	93.8	24	95	4.0	34	2
2010	Phil.	12/12	372	233	62.6	3,018	8.1	21	6	91t	34/210	100.2	100	676	6.8	35	9
2011	Phil.	9/9	300	181	60.3	2,193	7.3	11	11	61	15/74	79.8	65	535	8.2	53	0
TOTALS		**107/89**	**2,415**	**1,350**	**55.9**	**16,802**	**7.0**	**104**	**69**	**91t**	**236/1437**	**80.1**	**719**	**5165**	**7.2**	**58**	**32**

Career record as a starting quarterback: (49-37-1; .569) - 2001 (1-1), 2002 (8-6-1), 2003 (3-1), 2004 (11-4), 2005 (8-7), 2006 (7-9), 2010 (8-3), 2011 (3-6) ... note: Vick has started two other times as an Eagle, but not as a QB

PLAYOFFS

2002	Atl.	2/2	63	35	55.6	391	6.2	1	2	28	3/27	66.3	16	94	5.9	22	0
2004	Atl.	2/2	40	23	57.5	218	5.5	2	1	31	5/47	79.0	12	145	12.1	47	0
2009	Phil.	1/0	2	1	50.0	76	38.0	1	0	76t	0/0	135.4	1	0	0.0	0	0
2010	Phil.	1/1	36	20	55.6	292	8.1	1	1	44	3/21	79.9	8	32	4.0	14	1
TOTALS		**5/4**	**141**	**79**	**56.0**	**977**	**6.9**	**5**	**4**	**76t**	**11/95**	**77.6**	**37**	**271**	**7.3**	**47**	**1**

Career playoff record as a starting quarterback: (2-3; .500) - 2002 (1-1), 2004 (1-1), 2010 (0-1)

ADDITIONAL STATISTICS:
RECEPTIONS: 2005 - (1), 2006 - (1)
FUMBLES/LOST: (73/33) - 2001 (6/5), 2002 (9/6), 2003 (4/1), 2004 (16/7), 2005 (11/5), 2006 (9/3), 2010 (11/3), 2011 (8/3)
PLAYOFF FUMBLES/LOST: (4/2) - 2003 - (1/0), 2005 - (2/1), 2009 - (1/1)

CAREER HIGHS

Atts.	**46**	(11/10/02 at Pit.)	TDs	**4**	(3x - 11/15/10 at Was.)	Rush Atts.	**15**	(11/21/04 at NYG)
Cmps.	**30**	(10/2/11 vs. SF)	Comp.%	**79.1**	(11/24/02 at Car.)	Yds.	**173**	(12/1/02 at Min.)
Yds.	**416**	(10/2/11 vs. SF)	QB Rat*	**150.7**	(11/15/10 at Was.)	Long	**58**	(9/26/04 vs. Arz.)
Long	**91t**	(12/12/10 at Dal.)	*-min. 10 atts.			TDs	**2**	(5x - 11/15/10 at Was.)

DANNY WATKINS 63

GUARD

6-3, 310	Born 11/6/84 in Kelowna, BC
Baylor	Mount Boucherie Secondary, West Kelowna, BC
Rookie	Acquired - D1-11 (23rd overall)

The Eagles selected Danny Watkins with the 23rd overall pick in the 2011 NFL Draft. A former firefighter from Kelowna, British Columbia, Watkins did not start playing football until the age of 22 while attending Butte College in Oroville, CA, where he quickly became one of the top players in Junior College. He went on to start 25 games at Baylor, earning first-team All-Big 12 honors as a senior in 2010.

2011 HIGHLIGHTS

- Made his first-career NFL start at Buf. on (10/9)

PERSONAL

- Played hockey as a youth. "I was a true, Canadian hockey kid," said Watkins, who realized the NHL wasn't in his future at 270 pounds in the 12th grade.

  "The way you put your feet in the run game is similar to skating," he said. "Obviously, moving backwards in hockey was very natural to me and in pass protection. A lot has been able to carry over to my benefit."
- Was drafted with the fourth overall pick by his hometown B.C. Lions of the CFL last May, but had his sights set on the NFL
- Attended Mount Boucherie Secondary School in West Kelowna, British Columbia, where he played hockey and rugby

COLLEGE HIGHLIGHTS

- A two-year letterwinner, started all 25 games at left tackle during his Baylor career
- As a senior in 2010, earned first-team All-Big 12 honors from numerous publications after leading the team with 134 knockdowns and an average coaches grade of 90 percent
- Posted the highest grade of any lineman in 12 of 13 games and led the team in knockdowns in every game
- Started at left tackle in all 12 games in first season at Baylor as junior in 2009, replacing All-American Jason Smith
- Averaged an 89 percent grade in 2009 from offensive line coaches and totaled 103 knockdowns in 12 games
- Was a junior college All-American offensive lineman from Butte College in Oroville, California.
- Named 2008 first-team All-America by JC Athletic Bureau as a sophomore, leading Butte to a perfect 11-0 season and 2008 California Community College Athletic Association championship
- Unanimous All-NorCal Conference selection at offensive tackle in 2008

IN THE LINE OF FIRE

Watkins once served as a part-time firefighter for five years in his hometown of Kelowna, British Columbia. "It was an excuse to get out of class and go hang out at the fire station," said Watkins, who began firefighting at the age of 16. "I met those guys and I'll never forget the first day going there. It was a great bunch of guys and I remember I came home that night and told the folks, 'Listen, I'm going to be a fireman.' And they said 'Ok.'"

Watkins moved up to Oroville, California in 2007 to take part in the fire academy at Butte College. A former hockey player growing up, it was there that Watkins finally began his football playing career at the age of 22. "I always grew up playing competitive sports and there wasn't a hockey rink at Butte, so I figured I'd give it a try."

CAREER SERVICE

YEAR	TEAM	GP/GS
2011	Phil.	6/6
Totals		6/6

First NFL game and start: at Buf. (10/9/11)

VINCE YOUNG 9

QUARTERBACK

6-5, 232	Born 5/18/83 in Houston, TX
Texas	Madison HS, Houston, TX
6th year	Acquired - FA 2011

Pro Bowls: 2006, 2009

A two-time Pro Bowl selection and a dual threat at the quarterback position, Vince Young signed with the Eagles on 7/29/11 after spending his first five seasons with the Tennessee Titans. Originally a first-round draft pick of the Titans in 2006 (3rd overall), Young has engineered a 31-17 record in 48 career starts after guiding the Texas Longhorns to a National Championship during his junior campaign.

CAREER HIGHLIGHTS

- Earned Pro Bowl selections following the 2006 and 2009 seasons
- Owns a 31-17 (.646) record as a starter
- Has engineered 13 career game-winning performances, leading his team to victory after a fourth-quarter deficit or tie, including six times in 2009
- Earned his second trip to the Pro Bowl in 2009 after leading the Titans to an 8-2 finish after starting the season 0-6. That season, he threw for 1,879 yards and 10 touchdowns
- Earned NFL Offensive Rookie of the Year honors from numerous outlets in 2006, after setting Titans rookie records in every passing category, completing 184 of 357 passes for 2,199 yards and 12 TDs
- Amassed 552 rushing yards and a team-high seven rushing touchdowns in 2006, the highest yardage total by a rookie quarterback since 1948, and the most touchdowns since Billy Kilmer had 10 in 1961

2011 HIGHLIGHTS

- In his first start as an Eagle in place of Michael Vick (broken ribs), engineered an 18-play, 80-yard TD drive (covered 8:51) that broke a 10-10 tie in the 4th qtr. at NYG (11/20). Completed 23 of 36 passes for 258 yards and 2 TDs. Finished the game completing 16 of 19 passes for 183 yards and 2 TDs (120.0 QB rating) after starting the game 7-17-75 yds-2 INTs (15.2 QB rating)

BIRDSEED

- Claimes he received his sense of style, among other qualities, from growing up with his mother, grandmothers and two sisters, who not only helped raise him but were also quick to provide fashion tips
- Developed a strong bond with the late Steve McNair, who served as a mentor to him beginning in his sophomore year of high school. That year, Vince's uncle, Ivory Young, who became McNair's close friend in college, urged his nephew to attend the Steve McNair Football Camp. Because the mentor and apprentice shared similar upbringings, a special kinship was born. In fact, Vince often referred to McNair as "Pops."
- In 1988, when Young was six years old, he was involved in an accident that nearly cost him his future. He was riding his bike near his Houston home when he was hit by a van. The accident caused serious intestinal injuries that Young battled for a year, and he still has a light scar running down his abdomen as a reminder of the indident. After he began his recovery in a hospital, a Houston TV station produced a news segment featuring Young as a way to increase bicycle safety awareness
- Among a diverse range of off-the-field interests, Young has his own meat company called Vince Young Foods (www.vinceyoungfoods.com) and also owns his own record label, Next Level Records (nextlevelrecordsinc.com)
- With his mother, Felicia, Young established The Vincent Young Foundation in 2006. The organization "is dedicated to improving the quality of life of underprivileged children with a special focus on promoting academic and athletic excellence." Through his foundation, Young has hosted a wide range of events in Tennessee, Houston and Austin and has also made numerous monetary contributions to several non-profits
- Through his foundation, Young stepped up to help victims of the May 2010 flood in Nashville. He started a giving campaign that offered fans who made a $100 donation a personally-autographed Pro Bowl photo and a "Reebuild" T-shirt from Reebok
- For more information on Young, visit his website at www.10vinceyoung.com

INJURY REPORT

- Injured his right hamstring in the preseason finale at NYJ (9/1) and was deactivated for the first two games of the season

YOUNG'S CAREER STATISTICS

			PASSING											RUSHING				
Year	Team	GP/GS	Att	Cmp	Pct	Yds	Yd/At	TD	Int	Lg	Sk/Yd	Rat		Att	Yds	Avg	Lg	TD
2006	Tenn.	15/13	357	184	51.5	2199	6.2	12	13	53	25/129	66.7		83	552	6.7	39	7
2007	Tenn.	15/15	382	238	62.3	2546	6.7	9	17	73	25/157	71.1		93	395	4.2	21	3
2008	Tenn.	3/1	36	22	61.1	219	6.1	1	2	54	3/13	64.5		8	27	3.4	8	0
2009	Tenn.	12/10	259	152	58.7	1879	7.3	10	7	66t	9/36	82.8		55	281	5.1	44	2
2010	Tenn.	9/8	156	93	59.6	1255	8.0	10	3	71t	13/80	98.6		25	125	5.0	20	0
2011	Phil.	3/1	37	23	62.2	258	7.0	2	4	32	1/3	69.0		7	7	1.0	5	0
TOTALS		**57/48**	**1227**	**712**	**58.0**	**8356**	**6.8**	**44**	**46**	**73**	**76/418**	**75.2**		**271**	**1387**	**5.1**	**44**	**12**

Career record as a starter: (31-17; .646) - 2006 (8-5), 2007 (9-6), 2008 (1-0), 2009 (8-2), 2010 (4-4), 2011 (1-0)

PLAYOFFS																		
2007	Tenn.	1/1	29	16	55.2	138	4.8	0	1	26	3/9	53.5		2	12	6.0	9	0
2008	Tenn.	0/0	0	0	0.0	0	0.0	0	0	0	0/0	0.0		0	0	0.0	0	0
TOTALS		**0/0**	**0**	**0**	**0.0**	**0**	**0.0**	**0**	**0**	**0**	**0/0**	**0.0**		**0**	**0**	**0.0**	**0**	**0**

ADDITIONAL CAREER STATISTICS

FUMBLES/LOST: (38/12) - 2006 (12/3), 2007 (10/3), 2008 (2/0), 2009 (8/2), 2010 (6/4)

VINCE YOUNG

2011 GAME-BY-GAME STATISTICS

					PASSING									RUSHING				
Date		Opp	W/L	GP/GS	Att	Cmp	Pct	Yds	TD	Int	Lg	Sack/Yds	Rat	Att	Yds	Avg	Lg	TD
Sep 11	at	StL	W	0/0				INACTIVE/HAMSTRING										
Sep 18	at	Atl	L	0/0				INACTIVE/HAMSTRING										
Sep 25		NYG	L	0/0				DID NOT PLAY										
Oct 2		SF	L	0/0				DID NOT PLAY										
Oct 9	at	Buf	L	0/0				DID NOT PLAY										
Oct 16	at	Was	W	1/0	1	0	0.0	0	0	1	0	0/0	0.0	1	2	2.0	2	0
Oct 30		Dal	W	0/0				DID NOT PLAY										
Nov 7		Chi	L	0/0				DID NOT PLAY										
Nov 13		Arz	L	1/0	0	0	0.0	0	0	0	0	0/0	0.0	0	0	0.0	0	0
Nov 20	at	NYG	W	1/1	36	23	63.9	258	2	3	32	1/3	69.0	6	5	0.8	5	0
Nov 27		NE																
Dec 1	at	Sea																
Dec 11	at	Mia																
Dec 18		NYJ																
Dec 24	at	Dal																
Jan 1		Was																
Totals				**3/1**	**37**	**23**	**62.2**	**258**	**2**	**4**	**32**	**1/3**	**61.4**	**7**	**7**	**1.0**	**5**	**0**

CAREER HIGHS

Atts.	**43**	(2x - 12/6/09 at Ind)
Cmps.	**27**	(12/29/09 vs. Arz)
Yds.	**387**	(11/29/09 vs. Arz)
LG	**73**	(11/25/07 at Cin)
TDs	**3**	(12/20/09 vs. Mia)
Comp.%	**83.3**	(11/1/09 vs. Jax)
QB Rat	**133.6**	(9/12/10 vs. Oak)
*-min. 10 atts.		
Rush Atts.	**12**	(11/1/09 vs. Jax)
Yds.	**86**	(12/10/06 at Hou)
LG	**44**	(12/13/09 vs. StL)
TDs	**1**	(12x - 11/8/09 at SF)

PERSONAL

- A three-year starter at Madison (Houston, TX) High School, totaled 7,624 yards from scrimmage during his prep career. Named National Player of the Year by Parade and Student Sports as a senior and named 2001 Texas 5A Offensive Player of the Year. Accounted for 3,819 yards and 59 touchdowns that season
- Also averaged more than 20 points per game as four-year letterwinner and two-time All-District star of basketball team. Won two District Championships in 400-meter relay on track team and also played two years of baseball as pitcher and outfielder
- Participated as volunteer in LEAP (Learn, Enjoy and Play) program in 2005, serving as a mentor for middle school students. Also volunteered time with children at Austin YMCA, and spoke at several youth events and football banquets in Austin
- At Texas, served an internship working with students at CD Fulkes Elementary School in Round Rock, Texas
- Partnered with Dell Corporation in rookie season to lend support to the computer maker's Middle Tennessee TechKnow program, an after-school curriculum that provides underserved middle-school students access to technology and 21st-century skills. Following completion of the program, many TechKnow students receive refurbished Dell computer
- Texas Senate passed resolution on Tuesday, Feb. 20, 2007 to declare the day "Vince Young Day" throughout state.
- Has traveled back to his high school to speak to students, present a check to the school and donate equipment to the school's athletic department. He also announced the creation of two annual $2,500 scholarships for Madison students
- Named 2006 Sports Person of the Year at Nashville Sports Council's O'Charley's Dinner of Champions
- Visited Stewarts Creek (Tenn.) Middle School in December 2007 as part of the "NFL Take a Player to School" program
- Named a 2007 "Titans Community All-Star"
- Hosts three annual football camps, helping youth in Nashville, Houston and Austin. Also holds cheerleading and dance camps for girls in conjunction with football camps
- Hobbies include fishing, golfing and sleep
- List of favorites - **Movies:** *American Gangster*, *Gladiator* and *Cinderella Man*. **TV shows:** *Malcolm & Eddie, Smart Guy* and *South Park*. **Actors:** Martin Lawrence, Clint Eastwood and Will Smith. **Actresses**: Queen Latifah, Angelina Jolie, Regina King and Sanaa Lathan. **Musicians:** Alicia Keys, Whitney Houston, Yolanda Adams, Mary J. Blige, Beyoncé and Keyshia Cole. **School subject:** science. **Vacation getaways:** Rio de Janeiro, Cabo San Lucas, Paris and Spain. **Video games:** Madden, NBA 2K, Red Dead Redemption and Call of Duty. **Restaurants:** Ruth's Chris Steak House, Landry's Seafood House, Mama's Oven (Houston), Swett's (Nashville), McCormick & Schmick's and TGI Friday's
- Majored in youth and community studies

ALL-TIME REGULAR SEASON SERVICE

MOST SEASONS PLAYED

	Name	Seasons
1.	Chuck Bednarik (1949-1962)	14
2.	Brian Dawkins (1996-2008)	13
	Harold Carmichael (1971-1983)	13
	Frank (Bucko) Kilroy (1943-1955)	13
	Vic Sears (1941-1953)	13
6.	David Akers (1999-2010)	12
	Jerry Sisemore (1973-1984)	12
	Bobby Walston (1951-1962)	12

MOST CONSECUTIVE GAMES PLAYED

	Name	Games
1.	Harold Carmichael (1972-1983)	162
2.	Randy Logan (1973-1983)	159
3.	Bobby Walston (1951-1962)	148
4.	Jon Runyan (2000-08)	144
5.	Ken Clarke (1977-1987)	139
6.	Herman Edwards (1977-1985)	135
7.	Frank LeMaster (1974-1982)	129
8.	Sheldon Brown (2002-09)	128
9.	Jerry Sisemore (1974-1982)	127

MOST REGULAR SEASON GAMES PLAYED

	Name	Pos	Years	Seasons	GP
1.	David Akers	K	1999-2010	12	188
2.	Brian Dawkins	FS	1996-2008	13	183
3.	Harold Carmichael	WR	1971-1983	13	180
4.	Chuck Bednarik	C/LB	1949-1962	14	169
5.	Tra Thomas	T	1998-2008	11	166
6.	Randy Logan	S	1973-1983	11	159
7.	Guy Morriss	C	1973-1983	11	158
8.	Jerry Sisemore	T	1973-1984	12	156
9.	Donovan McNabb	QB	1999-2009	11	148
	Bobby Walston	K/WR	1951-1962	12	148
	Ken Clarke	DT	1978-1987	10	148
12.	Jon Runyan	T	2000-2008	9	144
13.	Ron Jaworski	QB	1977-1986	10	142
14.	William Thomas	LB	1991-1999	9	140
15.	Andre Waters	SS	1984-1993	10	137
	Wes Hopkins	FS	1983-1993	10	137
17.	Herman Edwards	DB	1977-1985	9	135
18.	Frank Kilroy	T	1943-1955	13	134
	Nate Ramsey	DB	1963-1972	10	134
20.	Pete Retzlaff	E	1956-1966	11	132
	John Bunting	LB	1972-1982	11	132

MOST GAMES PLAYED BY POSITION

	Quarterbacks	Pos	Years	Seasons	GP
1.	Donovan McNabb	QB	1999-2009	11	148
2.	Ron Jaworski	QB	1977-1986	10	142
3.	Randall Cunningham	QB	1985-1995	11	122
4.	Norm Snead	QB	1964-1970	7	85
5.	Sonny Jurgensen	QB	1957-1963	7	83

	Offensive Lineman	Pos	Years	Seasons	GP
1.	Chuck Bednarik	C/LB	1949-1962	14	169
2.	Tra Thomas	T	1998-2008	11	166
3.	Guy Morriss	C	1973-1983	11	158
4.	Jerry Sisemore	T	1973-1984	12	156
5.	Jon Runyan	T	2000-2008	9	144

	WRs/TEs	Pos	Years	Seasons	GP
1.	Harold Carmichael	WR	1971-1983	13	180
2.	Bobby Walston	K/WR	1951-1962	12	148
3.	Pete Retzlaff	E	1956-1966	11	132
4.	Charles Smith	WR	1974-1981	8	118
5.	John Spagnola	TE	1979-1987	8	111

	Running Backs	Pos	Years	Seasons	GP
1.	Tom Woodeshick	B	1963-1971	9	111
2.	Brian Westbrook	RB	2002-2009	8	107
3.	Keith Byars	RB	1986-1992	7	105
4.	Wilbert Montgomery	RB	1977-1984	8	100
5.	Duce Staley	RB	1997-2003	7	98

	Defensive Lineman	Pos	Years	Seasons	GP
1.	Ken Clarke	DT	1978-1987	10	148
2.	Vic Sears	DT	1941-1953	12	131
3.	Hollis Thomas	DT	1996-2005	10	126
4.	Clyde Simmons	DE	1986-1993	8	124
5.	Reggie White	DE/DT	1985-1992	8	121

	Linebackers	Pos	Years	Seasons	GP
1.	Chuck Bednarik	C/LB	1949-1962	14	169
2.	William Thomas	LB	1991-1999	9	140
3.	John Bunting	LB	1972-1982	11	132
4.	Frank LeMaster	LB	1974-1982	9	129
5.	Seth Joyner	LB	1986-1993	8	120

	Secondary	Pos	Years	Seasons	GP
1.	Brian Dawkins	FS	1996-2008	13	183
2.	Randy Logan	S	1973-1983	11	159
3.	Andre Waters	SS	1984-1993	10	137
	Wes Hopkins	FS	1983-1993	10	137
5.	Herman Edwards	DB	1977-1985	9	135
6.	Nate Ramsey	DB	1963-1972	10	134
7.	Sheldon Brown	CB	2002-2009	8	128
8.	Quintin Mikell	S	2003-2010	8	123
9.	Bobby Taylor	CB	1995-2003	9	119
10.	Troy Vincent	CB	1996-2003	8	118
	Brenard Wilson	S	1979-1986	8	118

	Kickers	Pos	Years	Seasons	GP
1.	David Akers	K	1999-2010	12	188
2.	Bobby Walston	K/WR	1951-1962	12	148
3.	Sam Baker	K	1964-1969	6	82
4.	Tony Franklin	K	1979-1983	5	73
5.	Paul McFadden	K	1984-1987	4	60

	Punters	Pos	Years	Seasons	GP
1.	Max Runager	P	1979-83, 1989	6	72
2.	Sean Landeta	P	1999-02, 2005	5	65
3.	Sav Rocca	P	2007-2010	4	64
	Jeff Feagles	P	1990-1993	4	64
	Tom Hutton	P	1995-1998	4	64

ALL-TIME REGULAR SEASON SCORING

ALL-TIME LEADING SCORERS

	Player	Years	Games	TDs	XPM	XPA	FGM	FGA	2pt	Pts
1.	David Akers	1999-2010 (12)	188	0	441	447	294	357	0	1323
2.	Bobby Walston (WR/K)	1951-1962 (12)	148	46	365	383	80	157	0	881
3.	Sam Baker	1964-1969 (6)	82	0	205	213	90	153	0	475
4.	Harold Carmichael (WR)	1971-1983 (13)	180	79	0	0	0	0	0	474
5.	Steve Van Buren (B)	1944-1951 (8)	83	77	2	2	0	0	0	464
6.	Tony Franklin	1979-1983 (5)	73	0	172	182	80	128	0	412
7.	Brian Westbrook (RB)	2002-2009 (8)	107	68	0	0	0	0	1	410
8.	Tommy McDonald (FL)	1957-1963 (7)	88	67	0	0	0	0	0	402
9.	Paul McFadden	1984-1987 (4)	60	0	117	119	91	124	0	390
10.	Roger Ruzek	1989-1993 (5)	58	0	139	151	81	108	0	382
11.	Pete Pihos (E)	1947-1955 (9)	107	63	0	0	0	0	0	378
12.	Timmy Brown (B)	1960-1967 (8)	96	62	0	0	0	0	0	372
13.	Mike Quick (WR)	1982-1990 (9)	101	61	0	0	0	0	0	366
14.	Wilbert Montgomery (RB)	1977-1984 (8)	100	58	0	0	0	0	0	348
15.	Tom Dempsey	1971-1974 (4)	47	0	84	90	66	108	0	282
	Pete Retzlaff (E)	1956-1966 (11)	132	47	0	0	0	0	0	282
17.	Cliff Patton	1946-1950 (5)	52	0	160	166	28	61	0	244
18.	Gary Anderson	1995-1996 (2)	32	0	72	73	47	59	0	213
19.	Calvin Williams (WR)	1990-1996 (7)	93	34	0	0	0	0	1	206
20.	Ben Hawkins (FL)	1966-1973 (8)	102	33	0	0	0	0	0	198

MOST POINTS, SEASON

	Player	Year	TDs	XPM	XPA	FGM	FGA	2pt	Pts
1.	David Akers	2008	0	45	45	33	(40)	0	[144]
2.	David Akers	2010	0	[47]	[47]	32	38	0	(143)
3.	David Akers	2009	0	43	45	(32)	(37)	0	[139]
4.	David Akers	2002	0	43	43	30	34	0	133
5.	David Akers	2004	0	41	42	[27]	[32]	0	[122]
6.	David Akers	2000	0	34	36	29	33	0	121
7.	Paul McFadden	1984	0	26	27	30	37	0	116
8.	David Akers	2001	0	37	38	26	31	0	115
	Gary Anderson	1996	0	40	40	25	29	0	115
10.	David Akers	2003	0	42	42	24	29	0	114
	Bobby Walston (WR/K)	1954	11	36	39	4	10	0	(114)

(Led NFL) [Led Conference]

LONGEST FIELD GOALS

	PLAYER	GAME	LG
1.	Tony Franklin	11/12/1979 at Cowboys	59
2.	David Akers	9/14/2003 vs. Patriots	57
3.	Tom Dempsey	12/12/1971 vs. StL Cardinals	54
4.	David Akers	9/30/2007 at Giants	53
	David Akers	10/24/1999 at Dolphins	53
	Roger Ruzek	12/9/1990 at Dolphins	53
7.	David Akers	11/8/09 vs. Cowboys	52
	David Akers	10/5/2003 vs. Redskins	52
	Paul McFadden	10/13/1985 vs. StL Cardinals	52
	Paul McFadden	11/4/1984 at Lions	52
	Tony Franklin	11/27/1983 at Redskins	52
	Tom Dempsey	11/12/1972 at Houston Oilers	52
	Tom Dempsey	10/15/1972 vs. LA Rams	52
	Tom Dempsey	12/5/1971 at Lions	52

ALL-TIME SCORING

TDs by rushing	929
TDs by reception	1443
TDs by INT return	90
TDs by kickoff return	25
TDs by punt return	27
TDs by fumble return	70
TDs by blocked punt	7
FGs Made	1132

MOST TOUCHDOWNS, Career

	PLAYER	TDS
1.	Harold Carmichael (WR)	79
2.	Steve Van Buren (B)	77
3.	Brian Westbrook (RB)	68
4.	Tommy McDonald (FL)	67
5.	Pete Pihos (E)	63
6.	Timmy Brown (B)	62
7.	Mike Quick (WR)	61
8.	Wilbert Montgomery (RB)	58
9.	Pete Retzlaff (E)	47
10.	Bobby Walston (WR/K)	46

MOST FGs MADE, Career

	PLAYER	FGM
1.	David Akers	294
2.	Paul McFadden	91
3.	Sam Baker	90
4.	Roger Ruzek	81
5.	Bobby Walston (WR/K)	80
	Tony Franklin	80
7.	Tom Dempsey	66
8.	Gary Anderson	47
9.	Chris Boniol	36
10.	Horst Muhlmann	34

MOST FGAs, Career

	PLAYER	FGA
1.	David Akers	357
2.	Bobby Walston (WR/K)	157
3.	Sam Baker	153
4.	Tony Franklin	128
5.	Paul McFadden	124
6.	Roger Ruzek	108
	Tom Dempsey	108
8.	Cliff Patton	61
9.	Gary Anderson	59
10.	Horst Muhlmann	53

MOST PATs MADE, Career

	PLAYER	XPM
1.	David Akers	441
2.	Bobby Walston (WR/K)	365
3.	Sam Baker	205
4.	Tony Franklin	172
5.	Cliff Patton	160
6.	Roger Ruzek	139
7.	Paul McFadden	117
8.	Roy Zimmerman	89
9.	Tom Dempsey	84
10.	Gary Anderson	72

MOST PATs ATT., Career

	PLAYER	XPA
1.	David Akers	447
2.	Bobby Walston (WR/K)	383
3.	Sam Baker	213
4.	Tony Franklin	182
5.	Cliff Patton	166
6.	Roger Ruzek	151
7.	Paul McFadden	119
8	Roy Zimmerman	98
9.	Tom Dempsey	90
10.	Gary Anderson	73

ALL-TIME REGULAR SEASON SCORING

TOP SINGLE-GAME SCORING PERFORMANCES

MOST POINTS, Game

	PLAYER	GAME	PTS
1.	Bobby Walston (WR/K)	10/17/1954 at Redskins	25
2.	Brian Westbrook (RB)	11/27/2008 vs. Cardinals	24
	Irving Fryar (WR)	10/20/1996 vs. Dolphins	24
	Wilbert Montgomery (RB)	10/7/1979 vs. Redskins	24
	Wilbert Montgomery (RB)	9/10/1978 at Redskins	24
	Ben Hawkins (FL)	9/28/1969 vs. Steelers	24
	Tommy McDonald (FL)	10/4/1959 vs. Giants	24
	Clarence Peaks (B)	11/16/1958 vs. Chi. Cardinals	24

MOST TOUCHDOWNS, Game

	PLAYER	GAME	TDS
1.	Brian Westbrook (RB)	11/27/2008 vs. Cardinals	4
	Irving Fryar (WR)	10/20/1996 vs. Dolphins	4
	Wilbert Montgomery (RB)	10/7/1979 vs. Redskins	4
	Wilbert Montgomery (RB)	9/10/1978 at Redskins	4
	Ben Hawkins (FL)	9/28/1969 vs. Steelers	4
	Tommy McDonald (FL)	10/4/1959 vs. Giants	4
	Clarence Peaks (B)	11/16/1958 vs. Chi. Cardinals	4

MOST FIELD GOALS MADE, Game

	PLAYER	GAME	FGM
1.	Tom Dempsey	11/12/1972 at Houston Oilers	6
2.	David Akers	11/18/2001 at Cowboys	5
	Gary Anderson	12/22/1996 vs. Arz. Cardinals	5
	Gary Anderson	10/1/1995 at Saints	5
5.	32 times last by David Akers	11/28/2010 at Bears	4

MOST FIELD GOALS ATTEMPTED, Game

	PLAYER	GAME	FGA
1.	Tom Dempsey	11/12/1972 at Houston Oilers	7
	Sam Baker	12/5/1965 vs. Cowboys	7
3.	David Akers	10/3/2004 at Bears	6
	Tom Dempsey	10/7/1973 at Bills	6
5.	8 times, last by **Alex Henery**	10/2/2011 vs. 49ers	5

MOST CONSECUTIVE FIELD GOALS

	PLAYER (YEARS)	FGS
1.	David Akers (2009)	17
	David Akers (2001)	17
3.	David Akers (2008)	15
	David Akers (2004)	15
5.	David Akers (2003)	13
	David Akers (1999-2000) (1 in 1999, 12 in 2000)	13
7.	David Akers (twice in 2010)	12
	David Akers (2002)	12
	Gary Anderson (1996)	12
	Sam Baker (1966-67)	12

MOST TOUCHDOWNS, Season

	PLAYER (YEAR)	TDS
1.	Steve Van Buren (1945)	18
2.	Brian Westbrook (2008)	14
	Terrell Owens (2004)	14
	Wilbert Montgomery (1979)	14
	Steve Van Buren (1947)	14
6.	(six times) last by Westbrook (2003)	13

MOST FGs MADE, Season

	PLAYER (YEAR)	FGM
1.	David Akers (2008)	33
2.	David Akers (2010)	32
	David Akers (2009)	32
4.	David Akers (2002)	30
	Paul McFadden (1984)	30

MOST FGA, Season

	PLAYER (YEAR)	FGA
1.	David Akers (2008)	40
	Tom Dempsey (1973)	40
3.	David Akers (2010)	38
4.	David Akers (2009)	37
	Paul McFadden (1984)	37

MOST PATs ATTEMPTED, Season

	PLAYER (YEAR)	XPA
1.	Cliff Patton (1948)	50
2.	David Akers (2006)	48
	Tony Franklin (1980)	48
	Roger Ruzek (1990)	48
	Bobby Walston (1953)	48

MOST PATs MADE, Season

	PLAYER (YEAR)	XPM
1.	Cliff Patton (1948)	50
2.	David Akers (2006)	48
	Tony Franklin (1980)	48
4.	David Akers (2010)	47
5.	David Akers (2008), Roger Ruzek (1990), Sam Baker (1967), Bobby Walston (1953)	45

Most Consecutive Games With TD

	PLAYER (YEAR)	GAMES
1.	**LeSean McCoy (2011)**	**9**
2.	Steve Van Buren (1947)	8
3.	(five times) last by Ricky Watters (1995)	6

MOST CONSECUTIVE PATs

	PLAYER (YEARS)	PATS
1.	David Akers (2004-2009)	173
2.	David Akers (2001-04)	153
3.	Cliff Patton (1947-49)	84

ALL-TIME REGULAR SEASON PASSING

ALL-TIME LEADING PASSERS

	Player	Years	Gm	Att	Cmp	Pct	Yds	TD	INT	Lg	QB Rat	INT Pct
1.	Donovan McNabb	1999-2009 (11)	148	4746	2801	59.0	32873	216	100	91t	86.5	2.1
2.	Ron Jaworski	1977-86 (10)	142	3918	2088	53.3	26963	175	151	99t	74.0	3.9
3.	Randall Cunningham	1985-95 (11)	122	3362	1874	55.7	22877	150	105	95t	78.7	3.1
4.	Norm Snead	1964-70 (7)	85	2236	1154	51.6	15672	111	124	87t	67.7	5.5
5.	Tommy Thompson	1941-50 (8)	88	1396	723	51.8	10240	90	100	75t	67.4	7.2
6.	Sonny Jurgensen	1957-63 (7)	83	1107	602	54.4	9639	76	73	84	79.1	6.6
7.	Bobby Thomason	1952-57 (6)	68	1113	556	50.0	8124	57	80	67t	61.2	7.2
8.	Norm Van Brocklin	1958-60 (3)	36	998	542	54.3	7497	55	51	91t	75.7	5.1
9.	Roman Gabriel	1973-77 (5)	53	1185	661	55.8	7221	47	37	80t	74.2	3.1
10.	Adrian Burk	1951-56 (6)	70	960	457	47.6	6203	55	77	84t	54.4	8.0
11.	**Michael Vick**	**2009-11 (3)**	**33**	**685**	**420**	**61.3**	**5297**	**33**	**17**	**91t**	**91.1**	**2.5**
12.	Rodney Peete	1995-98 (4)	30	756	434	57.4	4945	17	27	62	69.8	3.6
13.	Ty Detmer	1996-97 (2)	21	645	372	57.7	4478	22	19	57	78.2	2.9
14.	King Hill	1961-68 (8)	71	635	325	51.2	4308	29	51	92t	54.8	8.0
15.	Roy Zimmerman	1943-46 (4)	41	435	190	43.7	3219	30	43	75t	52.7	9.9
16.	Pete Liske	1971-72 (2)	28	407	214	52.6	2930	14	22	69t	64.8	5.4
17.	Mike Boryla	1974-76 (3)	22	514	270	52.5	2823	20	29	48t	58.2	5.6
18.	Davey O'Brien	1939-40 (2)	22	478	223	46.7	2614	11	34	NA	41.8	7.1
19.	Jim McMahon	1990-92 (3)	21	363	215	59.2	2581	13	13	75t	78.1	3.6
20.	Bobby Hoying	1996-98 (3)	16	449	242	53.9	2534	11	15	72t	64.8	3.3

MOST PASSING YARDS, SEASON

	Player	Year	Att	Cmp	Pct	Yds	TDs	INTs	Lg	QB Rat	INT Pct
1.	Donovan McNabb	2008	571	345	60.4	3916	23	11	90t	86.4	1.9
2.	Donovan McNabb	2004	469	300	64.0	3875	31	8	80	104.7	1.7
3.	Randall Cunningham	1988	560	301	53.8	3808	24	16	80t	77.6	2.9
4.	Sonny Jurgensen	1961	416	235	56.5	3723	32	24	69	88.1	5.8
5.	Donovan McNabb	2009	443	267	60.3	3553	22	10	60t	92.9	2.3
6.	Ron Jaworski	1980	451	257	57.0	3529	27	12	56t	91.0	2.7
7.	Randall Cunningham	1990	465	271	58.3	3466	30	13	95t	91.6	2.8
8.	Ron Jaworski	1985	484	255	52.7	3450	17	20	99t	70.2	4.1
9.	Randall Cunningham	1989	532	290	54.5	3400	21	15	66t	75.5	2.8
10.	Norm Snead	1967	434	240	55.3	3399	29	24	87t	80.0	5.5

(Led NFL) [Led Conference]

MOST CONSECUTIVE COMPLETIONS

PLAYER	GAME(S)	COMP
1. Donovan McNabb	last 10, 11/28/2004 at NYG & first 14, 12/5/2004 vs. Packers	24*
2. Donovan McNabb	9/23/2007 vs. Lions	18
3. Donovan McNabb	9/21/2008 vs. Steelers	15**
4. Donovan McNabb	10/23/2005 vs. Chargers	14
5. Donovan McNabb	11/2/2008 at Seahawks	13
	last 12, 11/16/2003 vs. Giants & first 1, 11/23/2003 vs. Saints	13
Bobby Hoying	11/16/1997 at Ravens	13

* NFL Record
**Most consecutive pass completions to start a game

BEST QB RATING, Career

	PLAYER	QB RATING
1.	**Michael Vick**	**91.1**
2.	Donovan McNabb	86.5
3.	Sonny Jurgensen	79.1
4.	Randall Cunningham	78.7
5.	Ty Detmer	78.2
6.	Norm Van Brocklin	75.7
7.	Roman Gabriel	74.2
8.	Ron Jaworski	74.0
9.	Rodney Peete	69.8
10.	Norm Snead	67.7

(min. 500 attempts)

MOST ATTEMPTS, Career

	PLAYER	ATT
1.	Donovan McNabb	4,746
2.	Ron Jaworski	3,918
3.	Randall Cunningham	3,362
4.	Norm Snead	2,236
5.	Tommy Thompson	1,396
6.	Roman Gabriel	1,185
7.	Bobby Thomason	1,113
8.	Sonny Jurgensen	1,107
9.	Norm Van Brocklin	998
10.	Adrian Burk	960

MOST COMPLETIONS, Career

	PLAYER	COMP
1.	Donovan McNabb	2,801
2.	Ron Jaworski	2,088
3.	Randall Cunningham	1,874
4.	Norm Snead	1,154
5.	Tommy Thompson	723
6.	Roman Gabriel	661
7.	Sonny Jurgensen	602
8.	Bobby Thomason	556
9.	Norm Van Brocklin	542
10.	Adrian Burk	457

MOST TD PASSES, Career

	PLAYER	TDs
1.	Donovan McNabb	216
2.	Ron Jaworski	175
3.	Randall Cunningham	150
4.	Norm Snead	111
5.	Tommy Thompson	90
6.	Sonny Jurgensen	76
7.	Bobby Thomason	57
8.	Norm Van Brocklin	55
	Adrian Burk	55
10.	Roman Gabriel	47

MOST INTs, Career

	PLAYER	INTs
1.	Ron Jaworski	151
2.	Norm Snead	124
3.	Randall Cunningham	105
4.	Donovan McNabb	100
	Tommy Thompson	100
6.	Bobby Thomason	80
7.	Adrian Burk	77
8.	Sonny Jurgensen	73
9.	Norm Van Brocklin	51
	King Hill	51

BEST COMP. PCT., Career

	PLAYER	COMP %
1.	**Michael Vick**	**61.3**
2.	Donovan McNabb	59.0
3.	Ty Detmer	57.7
4.	Rodney Peete	57.4
5.	Roman Gabriel	55.8
6.	Randall Cunningham	55.7
7.	Sonny Jurgensen	54.4
8.	Norm Van Brocklin	54.3
9.	Ron Jaworski	53.3
10.	Mike Boryla	52.5

(min. 500 attempts)

ALL-TIME REGULAR SEASON PASSING

TOP SINGLE-GAME PASSING PERFORMANCES

MOST YARDS, Game

	PLAYER	GAME	YARDS
1.	Donovan McNabb	12/5/2004 vs. Packers	464
2.	Donovan McNabb	11/15/2009 at Chargers	450
3.	Randall Cunningham	9/17/1989 vs. at Redskins	447
4.	Bobby Thomason	11/8/1953 vs. Giants	437
5.	Sonny Jurgensen	10/29/1961 at Redskins	436

MOST ATTEMPTS, Game

	PLAYER	GAME	ATT
1.	Randall Cunningham	10/2/1989 at Bears	62
2.	Davey O'Brien	12/1/1940 at Redskins	60
3.	Donovan McNabb	11/16/2008 at Bengals	58
4.	Sonny Jurgensen	9/23/1962 vs. Giants	57
5.	Donovan McNabb	11/15/2009 at Chargers	55
	Donovan McNabb	11/12/2000 at Steelers	55
	Roman Gabriel	12/2/1973 at 49ers	55

MOST COMPLETIONS, Game

	PLAYER	GAME	COMP
1.	Donovan McNabb	11/15/2009 at Chargers	35
	Donovan McNabb	10/23/2005 vs. Chargers	35
2.	Randall Cunningham	9/17/1989 vs. at Redskins	34
3.	Donovan McNabb	10/2/2005 at Chiefs	33
	Sonny Jurgensen	9/23/1962 vs. Giants	33
	Davey O'Brien	12/1/1940 at Redskins	33

MOST INTERCEPTIONS, Game

	PLAYER	GAME	INTs
1.	Pete Liske	9/26/1971 vs. Cowboys	6
	Bobby Thomason	10/21/1956 vs. Chi. Cardinals	6

MOST TD PASSES, Game

	PLAYER	GAME	TDs
1.	Adrian Burk	10/17/1954 at Redskins	*7
2.	Donovan McNabb	9/18/2005 vs. 49ers	5
	Donovan McNabb	12/5/2004 vs. Packers	5
	Randall Cunningham	9/17/1989 vs. at Redskins	5
	Norm Snead	9/28/1969 vs. Steelers	5
	Sonny Jurgensen	12/16/1962 at StL Cardinals	5
	Sonny Jurgensen	11/26/1961 vs. Cowboys	5
	Adrian Burk	11/28/1954 vs. Redskins	5

* NFL Record

LONGEST PASSING PLAYS

	PLAYER (GAME)	YARDS
1.	Ron Jaworski to Mike Quick (11/10/1985 vs. Falcons)	99t*
2.	Randall Cunningham to Fred Barnett (12/2/1990 at Bills)	95t
3.	Randall Cunningham to Herschel. Walker (9/4/1994 at Giants)	93
4.	King Hill to Ben Hawkins (9/22/1968 vs. Giants)	92t
5.	**Michael Vick to DeSean Jackson (12/12/10 at Cowboys)**	**91t**
	Donovan McNabb to Terrell Owens (10/30/2005 at Broncos)	91t
	Norm Van Brocklin to T. McDonald (10/5/1958 vs. Giants)	91t
8.	Donovan McNabb to Hank Baskett (9/7/2008 vs. Rams)	90t
	Ron Jaworski to Mike Quick (10/28/1984 vs. StL Cardinals)	90t
10.	A.J. Feeley to Hank Baskett (12/31/2006 vs. Falcons)	89t

* NFL Record

MOST ATTEMPTS, Season

	PLAYER (YEAR)	ATT
1.	Donovan McNabb (2008)	571
2.	Donovan McNabb (2000)	569
3.	Randall Cunningham (1988)	560
4.	Randall Cunningham (1989)	532
5.	Donovan McNabb (2001)	493

MOST COMPLETIONS, Season

	PLAYER (YEAR)	COMP
1.	Donovan McNabb (2008)	345
2.	Donovan McNabb (2000)	330
3.	Randall Cunningham (1988)	301
4.	Donovan McNabb (2004)	300
5.	Donovan McNabb (2007)	291

MOST TD PASSES, Season

	PLAYER (YEAR)	TDs
1.	Sonny Jurgensen (1961)	32
2.	Donovan McNabb (2004)	31
3.	Randall Cunningham (1990)	30
4.	Norm Snead (1967)	29
5.	Ron Jaworski (1980)	27

MOST INTERCEPTIONS, Season

	PLAYER (YEAR)	INTs
1.	Sonny Jurgensen (1962)	26
2.	Norm Snead (1967)	24
	Sonny Jurgenson (1961)	24
4.	Norm Snead (1969)	23
	Adrian Burk (1951)	23

BEST COMPLETION PCT., Season*

	PLAYER (YEAR)	COMP %
1.	Donovan McNabb (2004)	64.0
2.	**Michael Vick (2010)**	**62.6**
3.	Donovan McNabb (2007)	61.5
4.	Randall Cunningham (1992)	60.7
5.	Donovan McNabb (2008)	60.4

BEST QB RATING, Season*

	PLAYER (YEAR)	QB RATING
1.	Donovan McNabb (2004)	104.7
2.	**Michael Vick (2010)**	**100.2**
3.	Donovan McNabb (2006)	95.5
4.	Donovan McNabb (2009)	92.9
5.	Randall Cunningham (1990)	91.6

FEWEST INTERCEPTIONS, Season*

	PLAYER (YEAR, ATTS.)	INTs
1.	Bubby Brister (1993, 309)	5
2.	**Michael Vick (2010, 372)**	**6**
	Donovan McNabb (2002, 361)	6
	Donovan McNabb (2006, 316)	6
5.	Donovan McNabb (2007, 473)	7

LOWEST INT PERCENTAGE, Season*

	PLAYER (YEAR, INT-ATTS.)	INTs
1.	Donovan McNabb (2007, 7-473)	1.5
2.	**Michael Vick (2010, 6-372)**	**1.6**
3.	Bubby Brister (1993, 5-309)	1.6
4.	Donovan McNabb (2002, 6-361)	1.7
5.	Donovan McNabb (2004, 8-469)	1.7

*(min. 250 attempts)

ALL-TIME REGULAR SEASON RUSHING

ALL-TIME LEADING RUSHERS

	Player	Years	Gm	Att	Yds	Avg	Lg	TDs
1.	Wilbert Montgomery	1977-1984 (8)	100	1,465	6,538	4.5	90t	45
2.	Brian Westbrook	2002-2009 (8)	107	1,308	5,995	4.6	71t	37
3.	Steve Van Buren	1944-1951 (8)	83	1,320	5,860	4.4	70t	69
4.	Duce Staley	1997-2003 (7)	98	1,200	4,807	4.0	64t	22
5.	Randall Cunningham (QB)	1985-1995 (11)	122	677	4,482	6.6	52t	32
6.	Ricky Watters	1995-1997 (3)	48	975	3,794	3.9	57	31
7.	Timmy Brown	1960-1967 (8)	96	850	3,703	4.4	61t	29
8.	Tom Woodeshick	1963-1971 (9)	111	831	3,563	4.3	57t	21
9.	Donovan McNabb (QB)	1999-2009 (11)	148	573	3,249	5.7	54	28
10.	Tom Sullivan	1972-1977 (6)	80	871	3,135	3.6	37	17
11.	Clarence Peaks	1957-1963 (7)	83	786	2,927	3.7	57	19
12.	**LeSean McCoy**	**2009-2011 (3)**	**41**	**550**	**2,736**	**5.0**	**66t**	**21**
13.	Keith Byars	1986-1992 (7)	105	750	2,672	3.6	52	17
14.	Billy Barnes	1957-1961 (5)	60	689	2,391	3.5	70t	20
15.	Herschel Walker	1992-1994 (3)	48	554	2,344	4.2	91t	14
16.	Anthony Toney (FB)	1986-1990 (5)	67	639	2,294	3.6	44	14
17.	Charlie Garner	1994-1998 (5)	66	495	2,261	4.6	55t	17
18.	Correll Buckhalter	2001-2008 (8)	74	476	2,155	4.5	64t	18
18.	Heath Sherman	1989-1993 (5)	76	537	2,130	4.0	37	10
20.	Frank Ziegler	1949-1953 (5)	57	519	1,926	3.7	52	11

MOST RUSHING YARDS, SEASON

	Player	Year	Att	Yds	Avg	Lg	TDs
1.	Wilbert Montgomery	1979	338	1,512	4.5	62t	9
2.	Ricky Watters	1996	(353)	1,411	[4.0]	56t	13
3.	Wilbert Montgomery	1981	286	1,402	4.9	41	8
4.	Brian Westbrook	2007	278	1,333	4.8	36	7
5.	Duce Staley	1999	325	1,273	3.9	29	4
	Ricky Watters	1995	337	1,273	3.8	57	11
7.	Wilbert Montgomery	1978	259	1,220	[4.7]	47	9
8.	Brian Westbrook	2006	240	1,217	5.1	71t	7
9.	Steve Van Buren	1949	(263)	(1,146)	4.4	41	(11)
10.	Ricky Watters	1997	285	1,110	3.9	28	7
11.	**LeSean McCoy**	**2010**	**207**	**1,080**	**[5.2]**	**62**	**7**
12.	Herschel Walker	1992	267	1,070	4.0	38	8
13.	Duce Staley	1998	258	1,065	4.1	64t	5
14.	Duce Staley	2002	269	1,029	3.8	57	5
15.	Earnest Jackson	1985	282	1,028	3.6	59	5
16.	**LeSean McCoy**	**2011**	**188**	**1,019**	**5.4**	**60**	**10**
17.	Steve Van Buren	1947	(217)	(1,008)	4.6	45	(13)

(Led NFL) [Led Conference]

LONGEST RUSHING PLAYS

	PLAYER (GAME)	YARDS
1.	Herschel Walker (11/27/1994 at Falcons)	91t
2.	Wilbert Montgomery (12/19/1982 vs. Oilers)	90t
3.	Brian Mitchell (10/1/2000 vs. Falcons)	85t
4.	Swede Hanson (9/16/1934 at Packers)	81t
5.	Leroy Harris (11/25/1979 at Packers)	80
6.	Bosh Pritchard (10/23/1949 vs. Redskins)	77t
7.	Herman Hunter (11/24/1985 at Cowboys)	74t
8.	Wilbert Montgomery (9/14/1980 at Vikings)	72t
9.	Brian Westbrook (9/24/2006 at 49ers)	71t
	John Brewer (10/4/1952 vs. Giants)	71t

MOST ATTEMPTS, Career

	PLAYER	ATT
1.	Wilbert Montgomery	1,465
2.	Steve Van Buren	1,320
3.	Brian Westbrook	1,308
4.	Duce Staley	1,200
5.	Ricky Watters	975
6.	Tom Sullivan	871
7.	Timmy Brown	850
8.	Tom Woodeshick	831
9.	Clarence Peaks	786
10.	Keith Byars	750

MOST TOUCHDOWNS, Career

	PLAYER	TDs
1.	Steve Van Buren	69
2.	Wilbert Montgomery	45
3.	Brian Westbrook	37
4.	Randall Cunningham (QB)	32
5.	Ricky Watters	31
6.	Timmy Brown	29
7.	Donovan McNabb (QB)	28
8.	Duce Staley	22
9.	**LeSean McCoy**, Tom Woodeshick	21

BEST RUSHING AVG., Career

	PLAYER	AVG.
1.	Randall Cunningham (QB)	6.62
2.	Donovan McNabb (QB)	5.67
3.	**LeSean McCoy**	**4.98**
4.	Brian Westbrook	4.58
5.	Charlie Garner	4.57
6.	Correll Buckhalter	4.53
7.	Wilbert Montgomery	4.46
8.	Steve Van Buren	4.44
9.	Timmy Brown	4.36
10.	Tom Woodeshick	4.29
11.	Herschel Walker	4.23

(min. 400 attempts)

ALL-TIME REGULAR SEASON RUSHING

TOP SINGLE-GAME RUSHING PERFORMANCES

MOST YARDS, Game

	PLAYER	GAME	YARDS
1.	Steve Van Buren	11/27/1949 vs. Steelers	205
2.	Duce Staley	9/3/2000 at Cowboys	201
3.	Wilbert Montgomery	11/4/1979 vs. Browns	197
4.	Swede Hanson	11/6/1934 vs. Cin.Reds	190
5.	Timmy Brown	11/7/1965 at Browns	186

MOST ATTEMPTS, Game

	PLAYER	GAME	ATT
1.	Heath Sherman	10/6/1991 at Buccaneers	35
	Heath Sherman	11/12/1990 vs. Redskins	35
	Steve Van Buren	11/20/1949 vs. NY Bulldogs	35
4.	Earnest Jackson	11/17/1985 at StL Cardinals	34
5.	Brian Westbrook	12/7/2008 at Giants	33
	Ricky Watters	12/10/1995 vs. Cowboys	33
	Steve Van Buren	10/3/1949 at Lions	33

MOST TOUCHDOWNS, Game

	PLAYER	GAME	TDs
1.	**LeSean McCoy**	**9/19/10 at Lions**	**3**
	Charlie Garner	10/8/1995 vs. Redskins	3
	Wilbert Montgomery	12/19/1982 vs. Houston Oilers	3
	Wilbert Montgomery	10/7/1979 vs. Redskins	3
	Wilbert Montgomery	9/10/1978 at Redskins	3
	Tom Sullivan	10/13/1974 vs. Giants	3
	Clarence Peaks	11/16/1958 vs. Chi. Cardinals	3
	Steve Van Buren	10/17/1948 at Redskins	3
	Steve Van Buren	12/14/1947 vs. Packers	3
	Steve Van Buren	12/9/1945 vs. Boston Yanks	3

MOST ATTEMPTS, Season

	PLAYER (YEAR)	ATT
1.	Ricky Watters (1996)	353
2.	Wilbert Montgomery (1979)	338
3.	Ricky Watters (1995)	337
4.	Duce Staley (1999)	325
5.	Wilbert Montgomery (1981)	286

MOST TOUCHDOWNS, Season

	PLAYER (YEAR)	TDs
1.	Steve Van Buren (1945)	15
2.	Ricky Watters (1996)	13
	Steve Van Buren (1947)	13
4.	(three times) last by Ricky Watters (1995)	11

CONSECUTIVE GAMES WITH RUSHING TD

	PLAYER (YEAR)	TDs
1.	Steve Van Buren (1947)	8
2.	Ricky Watters (1995)	6
3.	Steve Van Buren (1948), **LeSean McCoy** (2011)	5
5.	(many times) last by **Michael Vick** (2010)	4

ALL-TIME REGULAR SEASON RECEIVING

ALL-TIME LEADING RECEIVERS

	Player	Years	Gm	Rec	Yds	Avg	Lg	TDs
1.	Harold Carmichael	1971-1983 (13)	180	589	8,978	15.2	85t	79
2.	Pete Retzlaff (TE)	1956-1966 (11)	132	452	7,412	16.4	84	47
3.	Brian Westbrook (RB)	2002-2009 (8)	107	426	3,790	8.9	62	29
4.	Pete Pihos (E)	1947-1955 (9)	107	373	5,619	15.1	66t	61
5.	Keith Byars (RB)	1986-1992 (7)	105	371	3,532	9.5	60	13
6.	Mike Quick	1982-1990 (9)	101	363	6,464	17.8	99t	61
7.	Bobby Walston (WR/K)	1951-1962 (12)	148	311	5,363	17.2	75t	46
8.	Fred Barnett	1990-1995 (6)	81	308	4,634	15.0	95t	28
9.	Calvin Williams	1990-1996 (7)	93	295	3,840	13.0	80t	34
10.	Tommy McDonald (FL)	1957-1963 (7)	88	287	5,499	19.2	91t	66
11.	Duce Staley (RB)	1997-2003 (7)	98	275	2,498	9.1	52t	10
12.	Wilbert Montgomery (RB)	1977-1984 (8)	100	266	2,447	9.2	53t	12
13.	Ben Hawkins (FL)	1966-1973 (8)	102	261	4,764	18.3	92t	32
14.	John Spagnola (TE)	1979-1987 (8)	111	256	2,833	11.1	57	14
15.	Keith Jackson (TE)	1988-1991 (4)	60	242	2,756	11.4	73t	20
16.	L.J. Smith (TE)	2003-2008 (6)	86	231	2,525	10.9	65	18
	Timmy Brown (B)	1960-1967 (8)	96	231	3,346	14.5	87t	26
18.	Chad Lewis (TE)	1997-2005 (9)	110	228	2,349	10.3	52	23
19.	Irving Fryar	1996-1998 (3)	48	222	3,067	13.8	72t	19
20.	Charlie Smith	1974-1981 (8)	118	218	3,349	15.4	48t	24

MOST RECEIVING YARDS, Career

	PLAYER	YARDS
1.	Harold Carmichael	8,978
2.	Pete Retzlaff (E)	7,412
3.	Mike Quick	6,464
4.	Pete Pihos (E)	5,619
5.	Tommy McDonald (FL)	5,499
6.	Bobby Walston (WR/K)	5,363
7.	Ben Hawkins (FL)	4,764
8.	Fred Barnett	4,634
9.	Calvin Williams	3,840
10.	Brian Westbrook (RB)	3,790

MOST TOUCHDOWNS, Career

	PLAYER	TDs
1.	Harold Carmichael	79
2.	Tommy McDonald (FL)	66
3.	Pete Pihos (E)	61
	Mike Quick	61
5.	Pete Retzlaff (E)	47
6.	Bobby Walston (WR/K)	46
7.	Calvin Williams	34
8.	Ben Hawkins (FL)	32
9.	Jack Ferrante (E)	31
10.	Brian Westbrook (RB)	29

MOST RECEPTIONS, SEASON

	Player	Year	Rec	Yds	Avg	Lg	TDs
1.	Brian Westbrook (RB)	2007	90	771	8.6	57t	5
2.	Irving Fryar	1996	88	1,195	13.6	42	11
3.	Irving Fryar	1997	86	1,316	15.3	72t	6
4.	Keith Byars (RB)	1990	81	819	10.1	54	3
	Keith Jackson (TE)	1988	81	869	10.7	41	6
6.	**LeSean McCoy (RB)**	**2010**	**78**	**592**	**7.6**	**40**	**2**
	Fred Barnett	1994	78	1,127	14.4	54	5
8.	Kevin Curtis	2007	77	1,110	14.4	75t	6
	Brian Westbrook (RB)	2006	77	699	9.1	52t	4
	Terrell Owens	2004	77	1,200	15.6	59t	14
11.	**Brent Celek (TE)**	**2009**	**76**	**971**	**12.8**	**47t**	**8**

Led NFL Led Conference

MOST RECEIVING YARDS, Season

	PLAYER (YEAR)	YARDS
1.	Mike Quick (1983)	1,409
2.	Irving Fryar (1997)	1,316
3.	Ben Hawkins (1967)	1,265
4.	Mike Quick (1985)	1,247
5.	Terrell Owens (2004)	1,200
6.	Irving Fryar (1996)	1,195
7.	Pete Retzlaff (1965)	1,190
8.	**DeSean Jackson (2009)**	**1,156**
9.	Tommy McDonald (1962)	1,146
10.	Tommy McDonald (1961)	1,144
11.	Fred Barnett (1994)	1,127
12.	Harold Carmichael (1973)	1,116
	Harold Jackson (1969)	1,116
14.	Kevin Curtis (2007)	1,110
15.	Fred Barnett (1992)	1,083
16.	Harold Carmichael (1978)	1,072
17.	**DeSean Jackson (2010)**	**1,056**
18.	Mike Quick (1984)	1,052
19.	Pete Pihos (1953)	1,049
20.	Harold Jackson (1972)	1,048
21.	Harold Carmichael (1981)	1,028

ALL-TIME REGULAR SEASON RECEIVING

TOP SINGLE-GAME RECEIVING PERFORMANCES

MOST YARDS, Game

	PLAYER	GAME	YARDS
1.	Tommy McDonald (FL)	12/10/1961 vs. Giants	237
2.	Kevin Curtis (WR)	9/23/2007 vs. Lions	221
3.	**DeSean Jackson (WR)**	**12/12/2010 at Cowboys**	**210**
4.	Pete Retzlaff (E)	11/14/1965 vs. Redskins	204
5.	Bud Grant (E)	12/7/1952 vs. Dallas Texans	203
6.	Timmy Brown (B)	12/16/1962 at StL Cardinals	199
7.	Ben Hawkins (FL)	10/22/1967 at StL Cardinals	197

MOST RECEPTIONS, Game

	PLAYER	GAME	REC
1.	Brian Westbrook (RB)	11/4/2007 vs. Cowboys	14
	Don Looney (E)	12/1/1940 at Redskins	14
3.	**Jeremy Maclin (WR)**	**9/18/11 at Falcons**	**13**
4.	**LeSean McCoy (RB)**	**10/3/2010 vs. Redskins**	**12**
	Brian Westbrook (RB)	11/19/2006 vs. Titans	12
	Keith Byars (RB)	9/30/1990 vs. Ind. Colts	12
	Keith Jackson (TE)	11/19/1989 vs. Vikings	12
	Keith Jackson (TE)	9/17/1989 at Redkins	12
	John Spagnola (TE)	10/6/1985 at Saints	12
	Harold Carmichael (WR)	10/14/1973 at Cardinals	12

MOST TOUCHDOWNS, Game

	PLAYER	GAME	TDs
1.	Irving Fryar	10/20/1996 vs. Dolphins	4
	Ben Hawkins (FL)	9/28/1969 vs. Steelers	4
3.	(22 times) last by Kevin Curtis	9/23/2007 vs. Lions	3

MOST TOUCHDOWNS, Season

	PLAYER (YEAR)	TDs
1.	Terrell Owens (2004)	14
2.	Mike Quick (1983)	13
	Tommy McDonald (1961)	13
	Tommy McDonald (1960)	13
5.	(seven times) last by Irving Fryar (1996)	11

CONSECUTIVE GAMES WITH REC. TD

	PLAYER (YEAR)	GAMES
1.	Mike Quick (1985)	6
	Pete Pihos (1947-48)	6
3.	(five times) last by **DeSean Jackson** (2009)	5

MOST 100-YD RECEIVING GAMES, Season

	PLAYER (YEAR)	GAMES
1.	Terrell Owens (2004)	7
2.	Irving Fryar (1997)	6
	Mike Quick (1983)	6
4.	(eight times) last by **DeSean Jackson** (2009)	5

CONSECUTIVE 100-YD RECEIVING GAMES

	PLAYER (YEAR)	GAMES
1.	Terrell Owens (2004)	5
	Harold Jackson (last 3 in 1971, first 2 in 1972)	5
3.	Mike Quick (1983)	4
4.	(seven times) last by Irving Fryar (1996)	3

ALL-TIME REGULAR SEASON SCRIMMAGE YARDS

ALL-TIME LEADERS IN TOTAL YARDS FROM SCRIMMAGE

	Player	Years	Gm	Touches	Yds	Avg	Yds/G	TDs
1.	Brian Westbrook (RB)	2002-2009 (8)	107	1,734	9,785	5.6	91.4	66
2.	Harold Carmichael (WR)	1971-1983 (13)	180	598	9,042	15.1	50.2	79
3.	Wilbert Montgomery (RB)	1977-1984 (8)	100	1,731	8,985	5.2	89.9	57
4.	Pete Retzlaff (E)	1956-1966 (11)	132	458	7,408	16.2	56.1	47
5.	Duce Staley (RB)	1997-2003 (7)	98	1,475	7,305	5.0	74.5	32
6.	Timmy Brown (RB)	1960-1967 (8)	96	1,081	7,049	6.5	73.4	55
7.	Mike Quick (WR)	1982-1990 (9)	101	364	6,459	17.7	64.0	61
8.	Steve Van Buren (B)	1944-1951 (8)	83	1,365	6,383	4.7	76.9	72
9.	Keith Byars (RB)	1986-1992 (7)	105	1,121	6,204	5.5	59.1	30
10.	Pete Pihos (E)	1947-1955 (9)	107	382	5,615	14.7	52.5	61
11.	Tommy McDonald (FL)	1957-1963 (7)	88	304	5,521	18.2	62.7	66
12.	Bobby Walston (WR/K)	1951-1962 (12)	148	315	5,375	17.1	36.3	46
13.	Ricky Watters (RB)	1995-1997 (3)	48	1,136	5,112	4.5	106.5	32
14.	Ben Hawkins (FL)	1966-1973 (8)	102	271	4,772	17.6	46.8	32
15.	Tom Woodeshick (B)	1963-1971 (9)	111	956	4,736	5.0	42.7	27
16.	Fred Barnett (WR)	1990-1995 (6)	81	312	4,632	14.8	57.2	28
17.	Clarence Peaks (B)	1957-1963 (7)	83	961	4,585	4.8	55.2	22
18.	Randall Cunningham (QB)	1985-1995 (11)	122	678	4,479	6.6	36.7	32
19.	Tom Sullivan (RB)	1972-1977 (6)	80	1,032	4,401	4.3	55.0	22
20.	Calvin Williams (WR)	1990-1996 (7)	93	300	3,869	12.9	41.6	34

MOST TOTAL YARDS FROM SCRIMMAGE, SEASON

	Player	Year	Touches	Yards	Avg	Yds/Gm	TDs
1.	Brian Westbrook	2007	368	2,104	5.7	140.3	12
2.	Wilbert Montgomery	1979	379	2,006	5.3	125.4	14
3.	Wilbert Montgomery	1981	335	1,923	5.7	128.2	10
4.	Brian Westbrook	2006	317	1,916	6.0	127.7	11
5.	Ricky Watters	1996	404	1,855	4.6	115.9	13
6.	Ricky Watters	1995	399	1,707	4.3	106.7	12
7.	**LeSean McCoy**	**2010**	**285**	**1,672**	**5.9**	**111.5**	**9**
8.	Duce Staley	2002	320	1,570	4.9	98.1	8
9.	Duce Staley	1999	366	1,567	4.3	97.9	6
10.	Ricky Watters	1997	333	1,550	4.7	96.9	7

MOST TOUCHES, Career

	PLAYER	TOUCHES
1.	Brian Westbrook	1,734
2.	Wilbert Montgomery	1,731
3.	Duce Staley	1,475
4.	Steve Van Buren	1,365
5.	Ricky Watters	1,136
6.	Keith Byars	1,121
7.	Timmy Brown	1,081
8.	Tom Sullivan	1,032
9.	Clarence Peaks	961
10.	Tom Woodeshick	956

BEST YARDS/TOUCH, Career

	PLAYER	AVG.
1.	Timmy Brown	6.52
2.	Brian Westbrook	5.64
3.	Keith Byars	5.53
4.	Wilbert Montgomery	5.19
5.	Tom Woodeshick	4.95
6.	Duce Staley	4.95
7.	Clarence Peaks	4.77
8.	Steve Van Buren	4.68
9.	Billy Barnes	4.53
10.	Ricky Watters	4.50

(min. 750 touches)

MOST TOUCHES, Season

	PLAYER (YEAR)	TOUCHES
1.	Ricky Watters (1996)	404
2.	Ricky Watters (1995)	399
3.	Wilbert Montgomery (1979)	379
4.	Brian Westbrook (2007)	368
5.	Duce Staley (1999)	366

BEST YARDS/TOUCH, Season

	PLAYER (YEAR)	AVG.
1.	Timmy Brown (1965)	7.42
2.	Timmy Brown (1962)	7.38
3.	Herschel Walker (1994)	6.31
4.	Steve Van Buren (1945)	6.24
5.	Brian Westbrook (2003)	6.14
6.	Keith Byars (1991)	6.07

(min. 150 touches)

TOP SINGLE-GAME SCRIMMAGE YARD TOTALS

MOST YARDS, Game

	PLAYER	GAME	YARDS
1.	Duce Staley	9/3/2000 at Cowboys	262
2.	Timmy Brown	12/16/1962 at Cardinals	249
3.	Tommy McDonald	12/10/1961 vs. Giants	237
	Wilbert Montgomery	11/4/1979 vs. Browns	237
5.	Duce Staley	11/11/2001 vs. Vikings	231

MOST TOUCHES, Game

	PLAYER	GAME	TOUCHES
1.	Brian Westbrook	12/7/2008 at Giants	39
	Heath Sherman	11/12/1990 vs. Redskins	39
	Ricky Watters	12/10/1995 vs. Cowboys	39
4.	Heath Sherman	10/6/1991 at Buccaneers	37
5.	Ricky Watters	10/8/1995 vs. Redskins (ot)	36

ALL-TIME REGULAR SEASON INTERCEPTIONS

ALL-TIME INTERCEPTION LEADERS

	Player	Years	INTs	Yds	Avg	Lg	TDs
1.	Brian Dawkins	1996-2008 (13)	34	515	15.1	67t	2
	Bill Bradley	1969-76 (8)	34	536	15.8	56t	1
	Eric Allen	1988-94 (7)	34	482	14.2	94t	5
4.	Herman Edwards	1977-85 (9)	33	98	3.0	25	1
5.	Wes Hopkins	1983-93 (10)	30	241	8.0	33	1
6.	Don Burroughs	1960-64 (5)	29	351	12.1	46	0
7.	Troy Vincent	1996-2003 (8)	28	341	12.2	90t	1
8.	Joe Scarpati	1964-69 (6)	24	402	16.8	67t	3
	Ernie Steele	1942-48 (6)	24	404	16.8	62	0
10.	Randy Logan	1973-83 (11)	23	293	12.7	45	0
	Roynell Young	1980-88 (9)	23	106	4.6	33	0

MOST INTERCEPTIONS, SEASON

	Player	Year	INTs	Yds	Avg	Lg	TDs
1.	Bill Bradley	1971	(11)	(248)	22.5	51	0
2.	**Asante Samuel**	**2009**	**(9)**	**117**	**13.0**	**37**	**0**
	Bill Bradley	1972	(9)	73	8.1	21	0
	Don Burroughs	1960	9	124	13.8	46	0
	Ed "Bibbles" Bawel	1955	9	(168)	18.7	42t	(2)
6.	Eric Allen	1989	(8)	38	4.8	18	0
	Terry Hoage	1988	8	116	14.5	38	0
	Joe Scarpati	1966	8	[182]	22.8	32	0
	Bob Hudson	1954	8	89	11.1	32	0
	Tom Brookshier	1953	8	41	5.1	22	0
	Ed "Bibbles" Bawel	1952	8	121	15.1	35	0
	Joe Sutton	1950	8	67	8.4	32	0

(Led NFL) [Led Conference]

TOP SINGLE-GAME INT PERFORMANCES

MOST INTERCEPTIONS, Game

	PLAYER	GAME	INTS
1.	Russ Craft	9/24/1950 at Chi. Cardinals	*4
2.	**Kurt Coleman**	**10/16/11 at Redskins**	**3**
	Joe Scarpati	10/23/1966 at Giants	3
	Jim Nettles	12/12/1965 at Steelers	3
	Nate Ramsey	11/28/1965 at StL Cardinals	3
	Don Burroughs	12/3/1961 at Steelers	3
	Chuck Weber	9/30/1960 at Cowboys	3
	Joe Sutton	9/24/1950 at Chi. Cardinals	3
	Gil Steinke	11/10/1946 at Giants	3
	Roy Zimmerman	12/9/1945 vs. Boston Yanks	3
	Roy Zimmerman	12/10/1944 vs. Cleveland Rams	3

* NFL record

MOST INTERCEPTION RETURN YARDS, Game

	PLAYER	GAME	YDS
1.	Frank LeMaster	12/21/1975 at Redskins	114
2.	Lito Sheppard	10/8/2006 vs. Cowboys	102
3.	Lito Sheppard	11/15/2004 at Cowboys	101
4.	Jerry Norton	10/5/1957 vs. Giants	99
5.	Eric Allen	10/3/1993 at Jets	94
	Irv Cross	10/25/1964 at Steelers	94

MOST INTERCEPTIONS RETURNED FOR TD, Game

	PLAYER	GAME	TDS
1.	Eric Allen	12/26/1993 vs. Saints	2

MOST INT RETURN YDS, Career

	PLAYER	YARDS
1.	Bill Bradley	536
2.	Brian Dawkins	515
3.	Eric Allen	482
4.	Lito Sheppard	460
5.	Ernie Steele	404
6.	Joe Scarpati	402

MOST INTs RETURNED FOR TD, Career

	PLAYER	TDs
1.	Eric Allen	5
2.	Sheldon Brown	3
	Lito Sheppard	3
	Joe Scarpati	3
4.	by 11 players, last by **Asante Samuel**	2

MOST INT RETURN YDS, Season

	PLAYER (YEAR)	YARDS
1.	Bill Bradley (11, 1971)	248
2.	Eric Allen (6, 1993)	201
3.	Joe Scarpati (8, 1966)	182
4.	Lito Sheppard (5, 2004)	172
5.	Ed Bawel (9, 1955)	168

MOST INTs RETURNED FOR TD, Season

	PLAYER (YEAR)	TDs
1.	Eric Allen (1993)	*4
2.	Lito Sheppard (2004)	2
	Seth Joyner (1992)	2
	Ed Bawel (1955)	2

* NFL record

MOST INTs BY A NON-DB, Season

	PLAYER (YEAR)	INTS
1.	William Thomas, LB (1995)	7

LONGEST INTERCEPTION RETURNS

	PLAYER (GAME)	YARDS
1.	James Willis intercepted pass 4 yds. deep in the end zone and returned it 14 yds. before lateralling to Troy Vincent, who ran 90 yds. (11/3/1996 at Cowboys - QB Troy Aikman)	104t
2.	Lito Sheppard (10/8/2006 vs. Cowboys - QB Drew Bledsoe)	102t
3.	Lito Sheppard (11/15/2004 at Cowboys - QB V. Testaverde)	101t
4.	Jerry Norton (10/5/1957 vs. Giants - QB Charlie Conerly, deflected off goal post)	99t
5.	Eric Allen (10/3/1993 at Jets - QB Boomer Esiason)	94t
	Irv Cross (10/25/1964 at Steelers - QB Terry Nofsinger)	94t
7.	Jack Hinkle (10/9/1943 vs. Giants - QB Tuffy Leemans)	91

ALL-TIME REGULAR SEASON SACKS

ALL-TIME LEADERS IN SACKS

	PLAYER	YEARS	SACKS
1.	Reggie White (DE)	1985-92	124.0
2.	Clyde Simmons (DE)	1986-93	76.0
3.	**Trent Cole (DE)**	**2005-11**	**62.0**
4.	Hugh Douglas (DE)	1998-2002, 2004	54.5
5.	Greg Brown (DE)	1982-86	50.5
6.	Andy Harmon (DT)	1991-97	39.5
7.	Seth Joyner (LB)	1986-93	37.0
8.	Wiliam Fuller (DE)	1994-96	35.5
9.	Dennis Harrison (DE)	1978-84	34.0
10.	William Thomas (LB)	1991-99	33.0
11.	Ken Clarke (DT)	1982-87	32.5
12.	Corey Simon (DT)	2000-04	32.0
13.	Mike Mamula (DE)	1995-2000	31.5
14.	**Juqua Parker (DE)**	**2005-11**	**30.5**
15.	Jerome Brown (DT)	1987-91	29.5
16.	Darwin Walker (DT)	2000-06	27.5
17.	Darren Howard (DE)	2006-09	22.5
18.	Jevon Kearse (DE)	2004-07	22.0
19.	Brian Dawkins (FS)	1996-2008	21.0
20.	Mike Pitts (DT-DE)	1987-92	19.5

Note: includes only figures since 1982, when sacks first became an official NFL statistic

MOST SACKS, SEASON

	PLAYER	YEAR	SACKS
1.	Reggie White	1987	21.0
2.	Clyde Simmons	1992	19.0
3.	Reggie White	1988	18.0
	Reggie White	1986	18.0
5.	Greg Brown	1984	16.0
6.	Clyde Simmons	1989	15.5
7.	Hugh Douglas	2000	15.0
	Reggie White	1991	15.0
9.	Reggie White	1992	14.0
	Reggie White	1990	14.0

MOST SACKS, GAME

	PLAYER	GAME	SACKS
1.	Hugh Douglas	10/18/1998 at Chargers	4.5
	Clyde Simmons	9/15/1991 at Cowboys	4.5
3.	Reggie White	9/25/1988 at Vikings	4.0
	Reggie White	11/30/1986 at LA Raiders	4.0
	Reggie White	11/2/1986 at StL Cardinals	4.0
	Garry Cobb	10/5/1986 at Falcons	4.0
	Greg Brown	12/16/1984 at Falcons	4.0

MOST CONSECUTIVE GAMES WITH A SACK

	PLAYER	YEAR	GAMES
1.	Reggie White (last 4 games in 1986 and first 4 in '87)		8
2.	Reggie White (last 7 games in 1987 and first in '88)		8
3.	Dennis Harrison	1982	7
	William Fuller	1994	7
5.	Clyde Simmons	1992	6

LONGEST FUMBLE RETURN FOR A TD

	PLAYER	GAME	YARDS
1.	**Mike Patterson**	**9/24/2006 at 49ers**	**98t**
2.	**Joselio Hanson**	**12/28/2008 vs. Cowboys**	**96t**
	Joe Lavender	9/23/1974 vs. Cowboys	96t
4.	Joe Carter	9/25/1938 vs. NY Giants	92t
5.	Bob Pylman	9/25/1938 vs. NY Giants	88t
6.	Will Wynn	12/1/1974 vs. Packers	87t
7.	Sheldon Brown	10/9/2005 at Cowboys	80t
8.	Chris Clemons	12/28/2008 vs. Cowboys	73t
9.	Reggie White	9/13/1987 at Redskins	70t
10.	Ted Schmitt	10/15/1939 at NY Giants	63t

MOST FUMBLE RETURNS FOR TD, CAREER

	PLAYER	YEARS	TDs
1.	Seth Joyner	1986-93	3
2.	Sheldon Brown	2002-09	2
	Kevin Curtis	2007-09	2
	Greg Brown	1981-84	2
	Clyde Simmons	1986-90	2
	William Thomas	1991-97	2
	Reggie White	1985-92	2
	Will Wynn	1973-76	2

BLOCKED PUNTS RETURNED FOR TD

	PLAYER	TDs
1.	Seven times, last Ken Rose (11/22/1992 at Giants) (3 yards)	1

BLOCKED FIELD GOALS RETURNED FOR TD

	PLAYER	TDs
1.	Matt Ware (10/23/2005 vs. Chargers) (65 yards)	1

LONGEST RETURN AFTER MISSED FIELD GOAL

	PLAYER	GAME	YARDS
1.	Al Nelson	9/26/1971 vs. Cowboys	101t
2.	Al Nelson	12/11/1966 vs. Browns	100t
3.	Timmy Brown	9/16/1962 vs. StL Cardinals	99

ALL-TIME REGULAR SEASON PUNTING

ALL-TIME LEADING PUNTERS (min. 100 punts)

	Player	Years	Punts	Yds	Avg	Net	In20	Lg	Blk
1.	Joe Muha	1946-1950(5)	179	7,688	42.95	NA	NA	82	2
2.	Sav Rocca	2007-2010 (4)	299	12,817	42.87	37.6	102	65	1
3.	Sean Landeta	1999-2002,2005 (5)	376	16,092	42.80	35.9	96	64	1
4.	King Hill	1961-1968(8)	254	10,765	42.38	NA	NA	80	0
5.	Tom Hutton	1995-1998(4)	349	14,788	42.37	34.6	77	63	3
6.	Norm Van Brocklin	1958-1960(3)	167	7,073	42.35	NA	NA	70	2
7.	Mike Horan	1984-1985(2)	183	7,657	41.84	34.9	41	75	0
8.	Dirk Johnson	2003-2006(4)	268	11,180	41.72	36.0	79	62	0
9.	Tom McNeill	1971-1973(3)	126	5,234	41.54	NA	NA	66	1
10.	Jeff Feagles	1990-1993(3)	324	13,448	41.51	35.4	106	77	3

BEST PUNTING AVERAGE, SEASON (min. 40 punts)

	Name	Years	Punts	Yds	Avg	Net	In20	Lg	Blk
1.	Joe Muha	1948	57	2,694	47.26	NA	NA	82	0
2.	Sav Rocca	2010	73	3,195	43.77	39.0	28	63	0
3.	King Hill	1961	55	2,403	43.69	NA	NA	64	0
4.	Len Barnum	1941	41	1,788	43.61	NA	NA	68	0
5.	Sean Landeta	2001	97	4,221	43.52	36.4	26	64	0
6.	Joe Muha	1947	53	2,303	43.45	NA	NA	75	0
7.	Tom Hutton	1995	85	3,682	43.32	33.7	20	63	1
8.	Sav Rocca	2008	77	3,334	43.30	37.9	24	65	1
9.	Norm Van Brocklin	1960	60	2,585	43.08	NA	NA	70	0
10.	King Hill	1963	69	2,972	43.07	NA	NA	62	0

Led NFL Led Conference

TOP SINGLE-GAME PUNTING PERFORMANCES

MOST PUNTS, Game

	PLAYER	GAME	PUNTS
1.	John Teltschik	12/6/1987 at NY Giants	15
2.	Adrian Burk	12/12/1954 vs. Giants	12
	Adrian Burk	11/2/1952 at Packers	12
	Len Barnum	10/4/1942 vs. Redskins	12
	Emmett Mortell	10/10/1937 at Redskins	12
6.	3 times, last by Mike Horan 9/8/1985 at NY Giants		11

BEST PUNTING AVERAGE, Game (min. 4 punts)

	PLAYER	GAME	AVG.
1.	Len Barnum	9/13/1942 at Steelers	53.5
	Len Barnum	9/20/1942 at Browns	53.5
3.	Frank Reagan	10/7/1950 vs. LA Rams	53.3
4.	Sav Rocca	10/28/2007 at Vikings	52.8
5.	Jeff Feagles	10/5/1992 vs. Cowboys	52.8

MOST PUNTS, Career

	PLAYER	PUNTS
1.	Adrian Burk	393
2.	Sean Landeta	376
3.	Tom Hutton	349
4.	John Teltschik	345
5.	Max Runager	332

MOST PUNTS INSIDE 20, Career

	PLAYER	IN20
1.	Jeff Feagles	106
2.	Sav Rocca	102
3.	Sean Landeta	96
4.	Dirk Johnson	79
5.	Tom Hutton	77

* Inside-the-20 became official stat in 1976

MOST PUNTS, Season

	PLAYER (YEAR)	PUNTS
1.	John Teltschik (1986)	108
2.	Sean Landeta (1999)	107
3.	Tom Hutton (1998)	104
4.	John Teltschik (1988)	98
5.	Sean Landeta (2001)	97

MOST PUNTS INSIDE 20, Season

	PLAYER (YEAR)	IN20
1.	Jeff Feagles (1993)	31
2.	Jeff Feagles (1991)	29
3.	Sav Rocca (2010)	28
	John Teltschik (1988)	28
5.	Dirk Johnson (2003)	27

* Inside-the-20 became official stat in 1976

LONGEST PUNTS

	PLAYER (GAME)	YARDS
1.	Randall Cunningham (12/3/1989 at Giants)	91
2.	Joe Muha (10/10/1948 vs. Giants)	82
3.	Randall Cunningham (10/16/1994 at Cowboys)	80
	King Hill (11/11/1962 vs. Packers)	80
5.	Jeff Feagles (9/15/1991 at Cowboys)	77

ALL-TIME REGULAR SEASON PUNT RETURNS

ALL-TIME LEADING PUNT RETURNERS (min. 20 returns)

	Player	Years	PR	FC	Yds	Avg	Lg	TDs
1.	Ernie Steele	1942-48 (6)	44	NA	737	16.75	80t	1
2.	Steve Van Buren	1944-51 (8)	34	NA	473	13.91	55t	2
3.	Pat McHugh	1947-51 (5)	31	NA	402	12.97	69t	1
4.	Brian Westbrook	2002-09 (8)	39	21	498	12.77	84t	2
5.	Brian Mitchell	2000-02 (3)	117	66	1,369	11.70	76t	2
6.	Frank Reagan	1949-51 (3)	27	NA	304	11.26	42	1
7.	**DeSean Jackson**	**2008-11 (3)**	**111**	**48**	**1,199**	**10.80**	**85t**	**4**
8.	Bosh Pritchard	1942, 1947-51 (6)	91	NA	975	10.71	55t	1
9.	Vai Sikahema	1992-93 (2)	73	30	778	10.66	87t	1
10.	Larry Marshall	1974-77 (4)	104	16	1,086	10.44	48	0
11.	Dan Sandifer	1950-51 (2)	29	NA	292	10.07	39	0

BEST PUNT RETURN AVERAGE, SEASON (min. 15 returns)

	Player	Year	PR	FC	Yds	Avg	Lg	TDs
1.	Steve Van Buren	1944	15	NA	230	15.33	55	1
2.	Brian Westbook	2003	20	16	306	15.30	84t	2
3.	**DeSean Jackson**	**2009**	**29**	**15**	**441**	**15.21**	**85t**	**2**
4.	Alvin Haymond	1968	15	6	201	13.40	54t	1
5.	Reno Mahe	2005	21	9	269	12.81	44	0
6.	Kelvin Martin	1995	17	10	214	12.59	38	0
7.	Frank Reagan	1949	21	NA	266	12.67	42	1
8.	Vai Sikahema	1992	40	10	503	12.58	87t	1
9.	Brian Mitchell	2002	46	11	567	12.32	76t	1
10.	Pat McHugh	1948	18	NA	220	12.22	55	0

(Led NFL) [Led Conference]

TOP SINGLE-GAME PUNT RETURN PERFORMANCES

MOST PUNT RETURN YARDS, Game

	PLAYER	GAME	YARDS
1.	Alvin Haymond	10/6/1968 at Redskins	140
2.	Vai Sikahema	11/22/1992 at NY Giants	111
3.	Reno Mahe	12/5/2005 vs. Seahawks	108
4.	**DeSean Jackson**	**9/13/2009 at Panthers**	**106**
	Ernie Steele	10/25/42 at Bears	106

MOST PUNT RETURNS, Game

	PLAYER	GAME	PR
1.	Larry Marshall	9/18/1977 vs Buccaneers	9
2.	**DeSean Jackson**	**9/7/2008 vs. Rams**	**8**
	Evan Cooper	10/26/1986 vs. Chargers	8
	Vai Sikahema	12/13/1992 at Seahawks	8
5.	(7 times) last by Reno Mahe 12/5/2005 vs. Seahawks		7

BEST PUNT RETURN AVERAGE, Game (min. 3 punt returns)

	PLAYER	GAME	AVG.
1.	Brian Mitchell	11/25/2002 at 49ers	33.0
2.	Clyde Scott	10/30/1949 at Steelers	28.3
3.	Billy Wells	10/5/1958 vs. NY Giants	28.0
4.	Alvin Haymond	10/6/1968 at Redskins	28.0
5.	Vai Sikahema	11/22/1992 at NY Giants	27.8

MOST PUNT RETURNS, Career

	PLAYER	RETURNS
1.	Wally Henry	148
2.	Brian Mitchell	117
	John Sciarra	117
4.	**DeSean Jackson**	**111**
	Bill Bradley	111

MOST PUNT RETURN YARDS, Career

	PLAYER	YARDS
1.	Brian Mitchell	1,369
2.	Wally Henry	1,231
3.	**DeSean Jackson**	**1,199**
4.	Larry Marshall	1,086
5.	Bosh Pritchard	975

MOST PUNT RETURNS TDs, Career

	PLAYER	TDs
1.	**DeSean Jackson**	**4**
2.	Brian Westbrook	2
	Brian Mitchell	2
	Steve Van Buren	2

MOST PUNT RETURNS, Season

	PLAYER (YEAR)	RETURNS
1.	Wally Henry (1981)	54
2.	Rod Harris (1991)	53
3.	**DeSean Jackson (2008)**	**50**
4.	Brian Mitchell (2002)	46
	Larry Marshall (1977)	46

MOST PUNT RETURN YARDS, Season

	PLAYER (YEAR)	YARDS
1.	Brian Mitchell (2002)	567
2.	Vai Sikahema (1992)	503
3.	Larry Marshall (1977)	489
4.	Brian Mitchell (2001)	467
5.	**DeSean Jackson (2009)**	**441**

MOST PUNT RETURNS TDs, Season

	PLAYER (YEAR)	TDs
1.	**DeSean Jackson (2009)**	**2**
	Brian Westbrook (2003)	2

LONGEST PUNT RETURNS

	PLAYER (GAME)	YARDS
1.	Vai Sikahema (11/22/1992 at Giants)	87t
2.	**DeSean Jackson (9/13/2009 at Panthers)**	**85t**
3.	Brian Westbrook (10/19/2003 at Giants)	84t
4.	Brian Westbrook (12/21/2003 vs. 49ers)	81t
	Tommy McDonald (10/4/1959 vs. Giants)	81t
6.	Ernie Steele (10/25/1942 at Bears)	(lateral) 80t
7.	Brian Mitchell (11/25/2002 at 49ers)	76t
	Gregg Garrity (11/30/1986 at LA Raiders)	76t

ALL-TIME REGULAR SEASON KICKOFF RETURNS

ALL-TIME LEADING KICKOFF RETURNERS (min. 25 returns)

	Player	Years	KOR	Yds	Avg	Lg	TDs
1.	Steve Van Buren	1944-51 (8)	76	2,030	26.71	98t	3
2.	Irv Cross	1961-69 (6)	28	745	26.61	74	0
3.	Timmy Brown	1960-67 (8)	169	4,483	26.53	105t	5
4.	Al Nelson	1965-73 (9)	101	2,625	25.99	78	0
5.	Wilbert Montgomery	1977-84 (8)	32	814	25.44	99t	1
6.	Quintin Demps	2008-09 (2)	58	1,469	25.33	100t	1
7.	Brian Mitchell	2000-02 (3)	131	3,311	25.27	94t	2
8.	Allen Rossum	1998-99 (2)	98	2,427	24.77	89t	1
9.	Billy Walik	1970-72 (3)	67	1,640	24.48	82	0
10.	Alvin Haymond	1968 (1)	28	677	24.18	98t	1

BEST KICKOFF RETURN AVERAGE, SEASON (min. 1.25 ret/gm)

	Player	Year	KOR	Yds	Avg	Lg	TDs
1.	Al Nelson	1972	25	728	29.12	78	0
2.	Steve Van Buren	1945	13	373	28.69	98t	1
3.	Timmy Brown	1963	33	945	28.64	100t	1
4.	Timmy Brown	1966	20	562	28.10	93t	2
5.	Timmy Brown	1961	29	811	27.97	105t	1
6.	Timmy Brown	1962	30	831	27.70	99t	1
7.	Hershel Walker	1994	21	581	27.67	94t	1
8.	Don Stevens	1952	16	433	27.06	51	0
9.	Brian Mitchell	2002	43	1,162	27.02	57	0
10.	Wilbert Montgomery	1977	23	619	26.91	99t	1

Led NFL Led Conference

TOP SINGLE-GAME KICKOFF RETURN PERFORMANCES

MOST KICKOFF RETURN YARDS, Game

	PLAYER	GAME	YARDS
1.	Derrick Witherspoon	11/24/1996 at Arz. Cardinals	253
2.	Timmy Brown	11/6/1966 vs. Cowboys	247
3.	Allen Rossum	11/14/1999 vs. Redskins	222
4.	Quintin Demps	11/9/2008 vs. Giants	220
5.	Duce Staley	11/30/1997 vs. Bengals	195

MOST KICKOFF RETURNS, Game

	PLAYER	GAME	KOR
1.	Quintin Demps	11/9/2008 vs. Giants	8
	Allen Rossum	11/21/1999 vs. Ind. Colts	8
	Derrick Witherspoon	11/24/1996 at Arz. Cardinals	8
4.	(5 times) last by Ellis Hobbs 9/20/2009 vs. Saints		7

BEST KICKOFF RETURN AVERAGE, Game (min. 3 kickoff returns)

	PLAYER	GAME	AVG.
1.	Timmy Brown	9/22/1963 vs. Cardinals	59.0
2.	Alvin Haymond	9/22/1968 vs. NY Giants	51.0
3.	Timmy Brown	11/6/1966 vs. Cowboys	49.4
4.	Derrick Witherspoon	9/22/1996 at Falcons	48.0
5.	Allen Rossum	11/14/1999 vs. Redskins	44.4

MOST KICKOFF RETURNS FOR A TD, Game

	PLAYER	GAME	TD
1.	Timmy Brown	11/6/1966, 93 & 90 yards vs. Cowboys	2*

* NFL Record

MOST KICKOFF RETURNS, Career

	PLAYER	RETURNS
1.	Timmy Brown	169
2.	Brian Mitchell	131
3.	Al Nelson	101
4.	Allen Rossum	98
5.	Larry Marshall	88

MOST KICKOFF RETURN YARDS, Career

	PLAYER	YARDS
1.	Timmy Brown	4,483
2.	Brian Mitchell	3,311
3.	Al Nelson	2,625
4.	Allen Rossum	2,427
5.	Larry Marshall	2,075

MOST KICKOFF RETURNS TDs, Career

	PLAYER	TDs
1.	Timmy Brown	5
2.	Derrick Witherspoon	3
	Steve Van Buren	3
4.	Brian Mitchell	2

MOST KICKOFF RETURNS, Season

	PLAYER (YEAR)	RETURNS
1.	Allen Rossum (1999)	54
2.	Derrick Witherspoon (1996)	53
3.	Quintin Demps (2008)	52
4.	Herman Hunter (1985)	48
5.	Brian Mitchell (2000)	47
	Duce Staley (1997)	47

MOST KICKOFF RETURN YARDS, Season

	PLAYER (YEAR)	YARDS
1.	Allen Rossum (1999)	1,347
2.	Quintin Demps (2008)	1,314
3.	Derrick Witherspoon (1996)	1,271
4.	Brian Mitchell (2002)	1,162
5.	Duce Staley (1997)	1,139

MOST KICKOFF RETURNS TDs, Season

	PLAYER (YEAR)	TDs
1.	Derrick Witherspoon (1996)	2
	Timmy Brown (1966)	2

LONGEST KICKOFF RETURNS

	PLAYER (GAME)	YARDS
1.	Timmy Brown (9/17/1961 vs. Browns)	105t
2.	Russ Craft (10/7/1950 vs. Los Angeles Rams)	103t
3.	Quintin Demps (11/23/2008 at Ravens)	100t
	Timmy Brown (9/22/1963 vs. St. Louis Cardinals)	100t
	Dave Smukler (11/13/1938 at Brooklyn Dodgers)	100t

STARTING QB RECORDS / NFL RECORDS

STARTING QUARTERBACK RECORDS

Year	Quarterbacks (Record as a starter)
1956	Bobby Thomason (3-5-1), Burk (0-3)
1957	Thomason (2-5), Sonny Jurgensen (2-3)
1958	Norm Van Brocklin (2-9-1)
1959	Van Brocklin (7-5)
1960	Van Brocklin (10-2)
1961	Jurgensen (10-4)
1962	Jurgensen (3-9-1), King Hill (0-1)
1963	Jurgensen (2-6-1), Hill (0-4-1)
1964	Norm Snead (4-6), Hill (1-1), Jack Concannon (1-1)
1965	Snead (4-5), Hill (1-4)
1966	Snead (5-5), Hill (2-0), Concannon (2-0)
1967	Snead (6-7-1)
1968	Snead (2-9), Hill (0-2), John Huarte (0-1)
1969	Snead (4-8-1), George Mira (0-1)
1970	Snead (3-9-1), Rick Arrington (0-1)
1971	Pete Liske (5-5), Arrington (1-2-1)
1972	John Reaves (0-7), Liske (2-4-1)
1973	Roman Gabriel (5-8-1)
1974	Gabriel (4-7), Mike Boryla (3-0)
1975	Gabriel (2-7), Boryla (2-3)
1976	Boryla (3-7), Gabriel (1-3)
1977	Ron Jaworski (5-9)
1978	Jaworski (9-7)
1979	Jaworski (11-5)
1980	Jaworski (12-4)
1981	Jaworski (10-6)
1982	Jaworski (3-6)
1983	Jaworski (5-11)
1984	Jaworski (5-7-1), Joe Pisarcik (1-2)
1985	Jaworski (6-6), Randall Cunningham (1-3)
1986	Jaworski (3-6), Cunningham (1-3-1), Matt Cavanaugh (1-1)
1987	Cunningham (7-5), Scott Tinsley (0-3)
1988	Cunningham (10-6)
1989	Cunningham (11-5)
1990	Cunningham (10-6)
1991	Jim McMahon (8-3), Cunningham (1-0), Jeff Kemp (1-1), Brad Goebel (0-2)
1992	Cunningham (10-5), McMahon (1-0)
1993	Bubby Brister (4-4), Cunningham (4-0), Ken O'Brien (0-4)
1994	Cunningham (7-7), Brister (0-2)
1995	Rodney Peete (9-3), Cunningham (1-3)
1996	Ty Detmer (7-4), Peete (3-2)
1997	T.Detmer (2-5), Bobby Hoying (2-3-1), Peete (2-1)
1998	Hoying (1-6), Koy Detmer (1-4), Peete (1-3)
1999	Doug Pederson (2-7), Donovan McNabb (2-4),K.Detmer (1-0)
2000	McNabb (11-5)
2001	McNabb (11-5)
2002	McNabb (7-3), A.J. Feeley (4-1), K.Detmer (1-0)
2003	McNabb (12-4)
2004	McNabb (13-2), K.Detmer (0-1)
2005	McNabb (4-5), Mike McMahon (2-5)
2006	McNabb (5-5), Jeff Garcia (5-1)
2007	McNabb (8-6), Feeley (0-2)
2008	McNabb (9-6-1)
2009	McNabb (10-4), Kevin Kolb (1-1)
2010	Michael Vick (8-3), Kolb (2-3)
2011	Michael Vick (3-6), Vince Young (1-0)

NFL RECORDS HELD BY AN EAGLE

Most Touchdown Passes, Game

7 Adrian Burk (10/17/1954 at Redskins); tied with Sid Luckman, Bears (1943); Y.A. Tittle, Giants (1962); George Blanda, Oilers (1961); and Joe Kapp, Vikings (1969)

Longest Touchdown Pass

99 Ron Jaworski to Mike Quick, (11/10/1985 vs. Falcons) (OT); tied with nine others

Most Consecutive Completions

24 Donovan McNabb (last 10 at NYG 11/28/2004 and first 14 vs. GB 12/5/2004)

Most Interception Returns for TDs, Season

4 Eric Allen, 1993; tied with Jim Kearney, Chiefs (1972) and Ken Houston, Oilers (1971)

Most Interceptions, Game

4 Russ Craft (9/24/1950 at Cardinals); tied with 17

Most TDs Returning Kickoffs, Game

2 Timmy Brown (11/6/196 vs. Cowboys), 93 and 90 yards; tied with Travis Williams, Packers (1967); Ron Brown, Rams (1985); Tyrone Hughes, Saints (1994); Chad Morton, Jets (2002); Devin Hester, Bears (2006); Andre Davis, Texans (2007); Josh Cribbs, Browns (2009)

Most 50-Plus-Yard Touchdowns, Season

8 DeSean Jackson (2009); tied with Elroy "Crazy Legs" Hirsch (8 in 1951) and Devin Hester (8 in 2007)

ALL-TIME REGULAR SEASON ROOKIE RECORDS

PASSING

MOST YARDS, Season

1.	John Reaves, 1972	1,508
2.	Davey O'Brien, 1939	1,324
3.	Donovan McNabb, 1999	948
4.	Mike Boryla,1974	580
5.	Foster Watkins, 1940	565
6.	Randall Cunningham, 1985	548

MOST ATTEMPTS, Season

1.	John Reaves, 1972	224
2.	Donovan McNabb, 1999	216
3.	Davey O'Brien, 1939	201
4.	Mike Boryla, 1974	102
5.	Foster Watkins, 1940	85

MOST COMPLETIONS, Season

1.	John Reaves, 1972	108
2.	Donovan McNabb, 1999	106
3.	Davey O'Brien, 1939	99
4.	Mike Boryla, 1974	60
5.	Rick Arrington, 1970	37

MOST TD PASSES, Season

1.	Donovan McNabb, 1999	8
2.	John Reaves, 1972	7
3.	Davey O'Brien, 1939	6
4.	Mike Boryla, 1974	5
	Sonny Jurgensen, 1957	5

BEST COMP. PCT., SEASON (min. 75 atts.)

1.	Mike Boryla, 1974	58.8
2.	Davey O'Brien, 1939	49.3
3.	Donovan McNabb, 1999	49.1
4.	John Reaves, 1972	48.2
5.	Randall Cunningham, 1985	42.0

BEST QB RATING, SEASON (min. 75 atts.)

1.	Mike Boryla, 1974	78.9
2.	Donovan McNabb, 1999	60.1
3.	John Reaves, 1972	58.4
4.	Foster Watkins, 1940	46.4
5.	Davey O'Brien, 1939	45.3

RUSHING

MOST YARDS, Season

1.	**LeSean McCoy, 2009**	**637**
2.	Correll Buckhalter, 2001	586
3.	Keith Byars (FB) 1986	577
4.	Po James (FB), 1972	565
5.	Mike Hogan (FB), 1976	561
6.	Billy Barnes, 1957	529
7.	Clarence Peaks, 1957	495
8.	Steve Van Buren, 1944	444

MOST TOUCHDOWNS, Season

1.	Steve Van Buren, 1944	5
	Don Johnson, 1953	5
3.	**LeSean McCoy, 2009**	**4**
	Ken Keller, 1956	4
	Mel Bleeker , 1944	4
	Jim Castiglia (FB), 1941	4

MOST ATTEMPTS, Season

1.	Po James (FB), 1972	182
2.	Keith Byars (FB), 1986	177
3.	Lee Bouggess (FB), 1970	159
4.	**LeSean McCoy, 2009**	**155**
5.	Billy Barnes, 1957	143
6.	James Joseph, 1991	135
	Correll Buckhalter, 2001	129
8.	Clarence Peaks, 1957	125

RECEIVING

MOST RECEPTIONS, Season

1.	Keith Jackson (TE), 1988	81
2.	**DeSean Jackson, 2008**	**62**
3.	Don Looney (E), 1940	58
4.	**Jeremy Maclin, 2009**	**56**
5.	Charle Young (TE), 1973	55
6.	Lee Bouggess (RB), 1970	50
7.	Reggie Brown, 2005	43
8.	Victor Bailey, 1993	41
	Junior Tautalasati (RB), 1986	41
10.	**LeSean McCoy (RB), 2009**	**40**

MOST YARDS, Season

1.	**DeSean Jackson, 2008**	**912**
2.	Keith Jackson (TE), 1988	869
3.	Charle Young (TE), 1973	854
4.	**Jeremy Maclin, 2009**	**773**
5.	Fred Barnett, 1990	721
6.	Don Looney (E), 1940	707
7.	Calvin Williams, 1990	602
8.	Reggie Brown, 2005	571
9.	Victor Bailey, 1993	545
10.	Bobby Walston (E), 1951	512

MOST TOUCHDOWNS, Season

1.	Calvin Williams, 1990	9
2.	Fred Barnett, 1990	8
	Bobby Walston (E), 1951	8
4.	Pete Pihos (E), 1947	7
5.	Keith Jackson (TE), 1988	6
	Charle Young (TE), 1973	6
7.	Hal Giancanelli (B), 1953	5

TOTAL YDS FROM SCRIMMAGE

MOST YARDS, Season

1.	**DeSean Jackson (WR), 2008**	**1,008**
2.	**LeSean McCoy (RB), 2009**	**945**
3.	Charle Young (TE), 1973	878
4.	Keith Jackson (TE), 1988	869
5.	Lee Bouggess, 1970	802
6.	**Jeremy Maclin (WR), 2009**	**766**
7.	Billy Barnes (RB), 1957	741
8.	Fred Barnett (WR), 1990	734
9.	Po James (FB), 1972	721
10.	Correll Buckhalter (RB), 2001	716

SACKS

MOST SACKS, Season

1.	Corey Simon (DT), 2000	9.5
2.	Derrick Burgess (DE), 2001	6.0
3.	Mike Mamula (DE), 1995	5.5
4.	**Trent Cole (DE), 2005**	**5.0**
5.	Jerome Brown (DT), 1987	4.0

**-Since 1982*

INTERCEPTIONS

MOST INTERCEPTIONS, Season

1.	Bibbles Bawel (B), 1952	8
	Tom Brookshier (DB), 1953	8
3.	Herman Edwards (DB), 1977	6
4.	Eric Allen (DB), 1988	5
	Randy Logan (S), 1973	5
	Jerry Norton (DB), 1954	5
	Steve Van Buren (B), 1944	5

**-Since 1940*

PUNT RETURNS

BEST PUNT RETURN AVERAGE, Season

1.	Pat McHugh, 1947, 10	15.6
2.	Steve Van Buren, 1944, 15	15.3
3.	Dexter Wynn, 2004, 18	10.8
4.	Don Stevens, 1952, 16	10.8
5.	Jorrick Calvin, 2010, 12	10.4
6.	Ken Keller, 1956, 15	9.7
7.	Bosh Pritchard, 1942, 11	9.7

**-min. 10 atts.* **-since 1941*

KICKOFF RETURNS

BEST KICKOFF RETURN AVG, Season

1.	Tommy McDonald, 1957, 11	27.6
2.	Israel Lang, 1964, 13	27.08
3.	Art Powell, 1959, 14	27.07
4.	Don Stevens, 1952, 16	27.06
5.	Wilbert Montgomery, 1977, 23	26.9

**-min. 10 atts.* **-since 1941*

SUPERLATIVE PERFORMANCES BY ROOKIES

100-YARD RUSHING PERFORMANCES, ROOKIES

	PLAYER (GAME)	DATE	YDS (ATT-LG-TD)
1.	Correll Buckhalter vs. Cardinals (L)	10/7/2001	134 (21-37-0)
2.	Steve Van Buren at Dodgers (W)	11/5/1944	129 (12-70t-2)
3.	Keith Byars vs. Cardinals (T) OT	12/7/1986	127 (24-32-0)
4.	Charlie Garner vs. Redskins (W)	10/9/1994	122 (28-12-0)
5.	Don Johnson at Giants (L)	11/29/1953	121 (13-63t-1)
6.	Ryan Moats vs. Giants (L) OT	12/11/2005	114 (11-40t-2)
7.	Charlie Garner at 49ers (W)	10/2/1994	111 (16-28t-2)
8.	Toy Ledbetter at Colts (W)	10/15/1950	107 (23-14-1)
9.	Mike Hogan vs. Seahawks (W)	12/12/1976	104 (19-18-0)
	Bosh Pritchard at Dodgers (W)	11/15/1942	104 (14-26-0)
11.	Wilbert Montgomery vs. Jets (W)	12/18/1977	103 (22-27-2)
12.	Mike Hogan vs. Redskins (L) OT	9/27/1976	100 (22-32-0)
	Don Johnson vs. Colts (W)	11/15/1953	100 (11-66t-2)

100-YARD RECEIVING PERFORMANCES, ROOKIES

	PLAYER (GAME)	DATE	YDS (REC, TD)
1.	Don Looney at Redskins (L)	12/1/1940	180 (14, 0)
2.	Hank Baskett vs. Falcons (W)	12/31/2006	177 (7, 1)
3.	**Jeremy Maclin at Cowboys (L)**	**1/9/2010 - NFC-WC**	**146 (7,1)**
4.	**Jeremy Maclin vs. Buccaneers (W)**	**10/11/2009**	**142 (6,2)**
	Keith Jackson at Bears (L)	12/31/1988 - NFC-D	142 (7,0)
6.	Don Looney at Rams (L)	9/22/1940	129 (8, 2)
7.	Clyde Scott at Redskins (W)	11/13/1949	127 (4,1)
8.	Herman Hunter vs. LA Rams (W)	10/13/1985	120 (6,1)
9.	Fred Meyer at Redskins (L)	11/1/1942	119 (4, 0)
10.	Bobby Walston at Giants (L)	10/21/1951	118 (6, 2)
11.	Don Looney at Packers (L)	9/15/1940	115 (8, 1)
12.	Fred Barnett vs. Vikings (W)	10/15/1990	114 (4, 1)
13.	Charle Young (TE) at Cowboys (L)	11/18/1973	113 (4, 1)
14.	Charle Young (TE) at 49ers (L)	12/2/1973	112 (6, 1)
	Hank Baskett vs. Cowboys (W)	10/8/2006	112 (3, 1)
	Fred Barnett at Bills (L)	12/2/1990	112 (2, 1)
17.	**DeSean Jackson at Cowboys (L)**	**9/15/2008**	**110 (6, 0)**
18.	Charle Young (TE) vs. Patriots (W)	11/4/1973	108 (8, 2)
	Fred Barnett vs. Packers (W)	12/16/1990	108 (5, 0)
	Pete Pihos vs. Packers (W)	12/14/1947	108 (4, 1)
21.	**DeSean Jackson vs. Rams (W)**	**9/7/2008**	**106 (6, 0)**
22.	Charle Young (TE) at Redskins (L)	12/16/1973	104 (5, 1)

LONGEST KICKOFF RETURNS, ROOKIES

	PLAYER	DATE	YARDS
1.	Quintin Demps at Ravens (L)	11/23/2008	100t
2.	Wilbert Montgomery vs. Giants (W)	12/11/1977	99t
3.	Steve Van Buren vs. Giants (T)	11/12/1944	97t
4.	Bosh Pritchard at Redskins (L)	11/1/1942	97t
5.	Art Powell vs. Giants (W)	10/4/1959	95
6.	Andre Waters vs. Redskins (W)	11/18/1984	89t
7.	Billy Walik at Packers (L)	10/25/1970	82
8.	Jim Castiglia vs. Redskins (L)	10/19/1941	72
9.	Al Nelson vs. Cardinals (W)	9/19/1965	70
10.	J.R. Reed vs. Panthers (W)	10/17/2004	66

LONGEST PUNT RETURNS, ROOKIES

	PLAYER	DATE	YARDS
1.	Clyde Scott at Steelers (W)	10/30/1949	70t
2.	Pat McHugh at Boston Yanks (L)	11/23/1947	69t
3.	**DeSean Jackson vs. Redskins (L)**	**10/5/2008**	**68t**
4.	Bob Shann vs. Lions (L)	12/19/1965	63t
5.	Ernie Steele at NY Giants (L)	10/11/1942	62
6.	**DeSean Jackson vs. Rams (W)**	**9/7/2008**	**60**
7.	Art Powell vs. Steelers (W)	10/11/1959	58t
8.	Don Stevens vs. Redskins (W)	11/9/1952	56t
9.	Steve Van Buren vs. Boston Yanks (W)	10/22/1944	55t
10.	Bibbles Bawel at Giants (W)	10/26/1952	52t

LONGEST RUSHING TDs, ROOKIES

PLAYER (GAME)	YARDS
1. Herman Hunter (11/24/1985 at Cowboys)	74t
2. John Brewer (10/04/1952 vs. Giants)	71t
3. Steve Van Buren (11/05/1944 at Dodgers)	70t
John Kusko (11/22/1936 vs. Bears)	70t
5. LeSean McCoy (11/1/2009 vs. Giants)	**66t**
Don Johnson (11/15/1953 vs. Colts)	66t
7. Don Johnson (11/29/1953 at Giants)	63t
8. Ryan Moats (12/18/2005 at Rams)	59t
9. Ken Keller (10/14/1956 at Steelers)	51t

LONGEST RECEIVING TDs, ROOKIES

PLAYER (GAME)	YARDS
1. Fred Barnett (12/2/1990 at Bills)	95t
2. Hank Baskett (12/31/2006 vs. Falcons)	89t
3. Hank Baskett (10/8/2006 vs. Cowboys)	87t
4. Kenny Jackson (10/21/1984 vs. NY Giants)	83t
5. Charle Young (11/18/1973 at Cowboys)	80t
6. Mel Bleeker (10/22/1944 vs. Boston Yanks)	75t
7. Glen Young (11/6/1983 vs. Cowboys)	71t
8. Clyde Scott (11/13/1949 at Redskins)	70t

ALL-TIME 300-YARD PASSING PERFORMANCES

Date	Player/Opponent/Result	Att-Cmp-Yd-TD-I
10/9/11	Michael Vick at Bills (L)	40-26-315-2-4
10/2/11	Michael Vick vs. 49ers (L)	46-30-416-2-1
12/2/10	Michael Vick vs. Texans (W)	33-22-302-2-1
11/28/10	Michael Vick at Bears (L)	44-29-333-2-1
11/15/10	Michael Vick at Redskins (W)	28-20-333-4-0
10/17/10	Kevin Kolb vs. Falcons (W)	29-23-326-3-1
12/27/09	Donovan McNabb vs. Broncos (W)	35-20-322-3-1
12/20/09	Donovan McNabb vs. 49ers (W)	36-21-306-1-2
11/15/09	Donovan McNabb at Chargers (L)	55-35-450-2-1
9/27/09	Kevin Kolb vs. Chiefs (W)	34-24-327-2-0
9/20/09	Kevin Kolb vs. Saints (L)	51-31-391-2-3
1/18/09	Donovan McNabb at Cardinals (L)	47-28-375-3-1
1/4/09	Donovan McNabb at Vikings (W)	34-23-300-1-1
11/16/08	Donovan NcNabb at Bengals (T) OT	58-28-339-1-3
11/2/08	Donovan McNabb at Seahawks (W)	43-28-349-2-1
9/7/08	Donovan McNabb vs. Rams (W)	33-21-361-3-0
12/30/07	Donovan McNabb vs. Bills (W)	41-29-345-1-1
11/25/07	A.J. Feeley at Patriots (L)	42-27-345-3-3
10/28/07	Donovan McNabb at Vikings (W)	36-23-333-1-0
9/23/07	Donovan McNabb vs. Lions (W)	26-21-381-4-0
12/31/06	A.J. Feeley vs. Falcons (W)	33-22-321-3-0
12/4/06	Jeff Garcia vs. Panthers (W)	39-21-312-3-0
10/22/06	Donovan McNabb at Buccaneers (L)	35-22-302-3-3
10/8/06	Donovan McNabb vs Cowboys (W)	33-18-354-2-0
9/17/06	Donovan McNabb vs. Giants (L) OT	45-27-350-2-0
9/10/06	Donovan McNabb at Texans (W)	35-24-314-3-1
11/6/05	Donovan McNabb at Redskins (L)	35-22-304-1-1
10/2/05	Donovan McNabb at Chiefs (W)	48-33-369-3-1
9/25/05	Donovan McNabb vs. Raiders (W)	52-30-365-2-1
9/18/05	Donovan McNabb vs. 49ers (W)	29-23-342-5-0
2/6/05	Donovan McNabb vs. Patriots (L)	51-30-357-3-3
12/5/04	Donovan McNabb vs. Packers (W)	43-32-464-5-0
11/15/04	Donovan McNabb at Cowboys (W)	27-15-345-4-0
10/24/04	Donovan McNabb at Browns (W) OT	43-28-376-4-1
9/26/04	Donovan McNabb at Lions (W)	42-29-356-2-0
9/12/04	Donovan McNabb vs. Giants (W)	36-26-330-4-0
11/16/03	Donovan McNabb vs. Giants (W)	30-24-314-2-0
11/2/03	Donovan McNabb at Falcons (W)	33-21-312-1-0
9/9/01	Donovan McNabb vs. Rams (L)	48-32-312-2-1
12/10/00	Donovan McNabb at Browns (W)	36-23-390-4-0
10/1/00	Donovan McNabb vs. Falcons (W)	44-30-311-2-1
11/30/97	Bobby Hoying vs. Bengals (W)	42-26-313-4-1
11/24/96	Ty Detmer at Cardinals (L)	38-21-322-0-1
11/10/96	Ty Detmer vs. Bills (L)	44-26-315-2-1
10/27/96	Ty Detmer vs. Panthers (W)	38-23-342-1-1
12/24/94	Bubby Brister at Bengals (L)	37-26-325-1-0
12/4/94	R. Cunningham vs. Cowboys (L)	46-29-327-2-1
10/24/94	R. Cunningham vs. Oilers (W)	24-13-310-2-1
9/12/94	R. Cunningham vs. Bears (W)	36-24-311-3-0
9/4/94	R. Cunningham at Giants (L)	39-20-344-2-0
1/3/94	Bubby Brister at 49ers (W) OT	43-26-350-3-1
9/19/93	R. Cunningham vs. Redskins (W)	39-25-360-3-2
12/13/92	R. Cunningham at Seahawks (W) OT	44-27-365-0-1
11/10/91	Jim McMahon at Browns (W)	43-26-341-3-1
12/18/89	R. Cunningham at Saints (L)	39-19-306-2-2
10/2/89	R. Cunningham at Bears (L)	62-32-401-1-4
9/17/89	R. Cunningham at Redskins (W)	46-34-447-5-1
12/31/88	R. Cunningham at Bears (L)	54-27-407-0-3
11/6/88	R. Cunningham vs. Rams (W)	39-22-323-3-0
10/10/88	R. Cunningham vs. Giants (W)	41-31-369-3-0
11/29/87	R. Cunningham at Patriots (W) OT	31-18-314-2-1
10/11/87	Scott Tinsley at Cowboys (L)	34-24-338-3-0
12/15/85	Ron Jaworski at Chargers (L)	48-29-334-1-3
12/1/85	Ron Jaworski vs. Vikings (L)	42-23-320-2-1
11/3/85	Ron Jaworski at 49ers (L)	48-24-394-1-3
10/20/85	Ron Jaworski vs. Cowboys (W)	35-22-380-1-0
12/16/84	Joe Pisarcik at Falcons (L)	46-24-334-1-0
10/28/84	Ron Jaworski vs. Cardinals (L)	38-22-340-2-3
11/27/83	Ron Jaworski at Redskins (L)	36-19-333-3-1
9/11/83	Ron Jaworski vs. Redskins (L)	37-24-326-1-2
9/19/82	Ron Jaworski at Browns (W)	41-25-334-2-1
9/12/82	Ron Jaworski vs. Redskins (L) OT	38-27-371-2-0
10/18/81	Ron Jaworski at Vikings (L)	44-29-330-2-2
12/21/80	Ron Jaworski at Cowboys (L)	30-18-331-1-0
11/9/80	Ron Jaworski at Saints (W)	32-21-323-3-0
12/16/73	Roman Gabriel at Redskins (L)	39-22-302-1-1
12/2/73	Roman Gabriel at 49ers (L)	55-28-322-2-1
10/14/73	Roman Gabriel at Cardinals (W)	45-29-379-3-0
9/19/71	Pete Liske at Bengals (L)	40-20-301-2-3

ALL-TIME 300-YARD PASSING PERFORMANCES

9/28/69	Norm Snead vs. Steelers (W)	30-22-335-5-1
11/19/67	Norm Snead vs. Saints (W)	27-19-309-4-2
10/22/67	Norm Snead at Cardinals (L)	32-16-321-2-2
9/17/67	Norm Snead vs. Redskins (W)	27-18-301-2-0
12/5/65	Norm Snead vs. Cowboys (L)	43-20-320-0-1
11/14/65	Norm Snead vs. Redskins (W)	28-21-311-0-1
11/7/65	Norm Snead at Browns (L)	36-18-362-3-2
10/17/65	King Hill at Giants (L)	41-23-321-3-4
12/13/64	Norm Snead at Cardinals (L)	31-15-301-3-2
10/13/63	Sonny Jurgensen at Redskins (W)	29-17-315-4-2
9/15/63	Sonny Jurgensen vs. Steelers (T)	26-16-322-3-2
12/16/62	Sonny Jurgensen at Cardinals (L)	34-15-419-5-3
11/25/62	Sonny Jurgensen vs. Cowboys (W)	21-13-342-1-2
9/23/62	Sonny Jurgensen vs. Giants (L)	57-33-396-1-3
12/17/61	Sonny Jurgensen at Lions (W)	42-27-403-3-2
12/10/61	Sonny Jurgensen vs. Giants (L)	31-16-367-3-2
11/26/61	Sonny Jurgensen vs. Cowboys (W)	23-16-351-5-2
10/29/61	Sonny Jurgensen at Redskins (W)	41-27-436-3-2
10/1/61	Sonny Jurgensen vs. Cardinals (L)	36-24-399-3-2
11/16/58	Norm Van Brocklin vs. Cardinals(W)	29-19-318-2-1
10/1/55	Bobby Thomason vs. Redskins (L)	37-25-349-4-0
11/28/54	Adrian Burk vs. Redskins (W)	28-17-345-5-1
12/13/53	Bobby Thomason vs. Browns (W)	35-23-331-3-0
11/15/53	Bobby Thomason vs. Colts (W)	37-18-329-3-5
11/8/53	Bobby Thomason vs. Giants (W)	44-22-437-4-1
12/1/40	Davey O'Brien at Redskins (L)	60-33-316-1-0

Green - denotes playoff game

MOST 300-YARD PASSING GAMES, Career

1. Donovan McNabb 30
2. Randall Cunningham 13
3. Ron Jaworski 12
4. Sonny Jurgensen 10
5. Norm Snead 8

includes playoff games

MOST 400-YARD PASSING GAMES, Career

1t. Randall Cunningham and Sonny Jurgensen 3
3. Donovan McNabb 2
4. **Michael Vick**, Bobby Thomason 1

MOST 300-YARD PASSING GAMES, Season

1. Donovan McNabb (2004) 5
   Sonny Jurgensen (1961) 5
3. Donovan McNabb (2006 and 2005) 4
   Randall Cunningham (1994) 4
   Ron Jaworski (1985) 4

regular season only

100-100-300 PERFORMANCES IN SAME GAME

Date	100-yd. Rusher (yards)	100-yd. Receiver (yards)	300-yd. Passer (yards)
9/23/07 vs. Det.	Brian Westbrook (110)	Kevin Curtis (221), Brian Westbrook (111)	Donovan McNabb (381)
10/22/06 at TB	Brian Westbrook (101)	Brian Westbrook (113)	Donovan McNabb (302)
10/1/00 vs. Atl.	Brian Mitchell (105)	Torrance Small (122)	Donovan McNabb (311)
12/13/92 at Sea.	Herschel Walker (111)	Fred Barnett (161)	Randall Cunningham (365)
11/29/87 at NE	Anthony Toney (123)	Mike Quick (121)	Randall Cunningham (314)
11/7/65 at Cle.	Timmy Brown (186)	Pete Retzlaff (151)	Norm Snead (362)
11/25/62 vs. Dal.	Timmy Brown (107)	Pete Retzlaff (113), Tommy McDonald (108)	Sonny Jurgensen (342)
11/15/53 vs. Bal.	Don Johnson (100)	Pete Pihos (118), Bobby Walston (110)	Bobby Thomason (329)

ALL-TIME 100-YARD RUSHING PERFORMANCES

Date	Player/Opponent/Result	Att-Yds-LG-TD
11/20/11	LeSean McCoy at Giants (W)	23-113-60-0
10/30/11	LeSean McCoy vs. Cowboys (W)	30-185-34-2
10/16/11	LeSean McCoy at Redskins (W)	28-126-21-1
9/25/11	LeSean McCoy vs. Giants (L)	24-128-21-1
9/11/11	LeSean McCoy at Rams (W)	15-122-49t-1
12/19/10	Michael Vick (QB) at Giants (W)	10-130-35-1
12/12/10	LeSean McCoy at Cowboys (W)	16-149-56-0
11/21/10	LeSean McCoy vs. Giants (W)	14-111-50t-1
11/15/10	Jerome Harrison at Redskins (W)	11-109-50t-1
9/19/10	LeSean McCoy at Lions (W)	16-120-46t-3
9/12/10	Michael Vick (QB) vs. Packers (L)	11-103-31-0
12/7/08	Brian Westbrook at Giants (W)	33-131-30t-1
11/27/08	Brian Westbrook vs. Cardinals (W)	22-110-17-2
10/26/08	Brian Westbrook vs. Falcons (W)	22-167-39t-2
12/23/07	Brian Westbrook at Saints (W)	17-100-21-0
12/9/07	Brian Westbrook vs. Giants (L)	20-116-21-0
11/18/07	Brian Westbrook vs. Dolphins (W)	32-148-36-0
11/11/07	Brian Westbrook at Redskins (W)	20-100-13-1
10/14/07	Brian Westbrook at Jets (W)	20-120-22-0
9/30/07	Correll Buckhalter at Giants (L)	17-103-17-0
9/23/07	Brian Westbrook vs. Lions (W)	14-110-25t-2
1/13/07	Brian Westbrook at Saints (L)	13-116-62t-2
1/7/07	Brian Westbrook vs. Giants (W)	20-141-49-1
12/25/06	Brian Westbrook at Cowboys (W)	26-122-16-0
11/26/06	Brian Westbrook at Colts (L)	20-124-21-1
11/19/06	Brian Westbrook vs. Titans (L)	22-102-27-0
11/12/06	Brian Westbrook vs. Redskins (W)	22-113-21-0
10/22/06	Brian Westbrook at Buccaneers (L)	13-101-23-0
9/24/06	Brian Westbrook at 49ers (W)	8-117-71t-2
12/11/05	Ryan Moats* vs. Giants (L) OT	11-114-40t-2
11/27/05	Brian Westbrook vs. Packers (W)	20-120-27t-1
10/3/04	Brian Westbrook at Bears (W)	22-119-29-0
9/12/04	Brian Westbrook vs. Giants (W)	17-119-50-0
1/11/04	Donovan McNabb vs. Packers (W)	11-107-41-0
12/7/03	Correll Buckhalter vs. Cowboys (W)	13-115-64t-1
10/26/03	Correll Buckhalter vs. Jets (W)	15-100-21-2
12/8/02	Duce Staley at Seahawks (W)	21-100-21t-1
11/17/02	Duce Staley vs. Cardinals (W)	31-135-13-0
10/28/02	Duce Staley vs. Giants (W)	24-126-23-0
10/28/02	Donovan McNabb vs. Giants (W)	8-107-40t-1
10/20/02	Duce Staley vs. Buccaneers (W)	24-152-57-0
10/6/02	Donovan McNabb at Jaguars (L)	12-100-26-1
11/18/01	Duce Staley at Cowboys (W)	26-102-18-0
11/11/01	Duce Staley vs. Vikings (W)	17-146-44t-1
10/7/01	Correll Buckhalter* vs. Cardinals (L)	21-134-37-0
11/26/00	Donovan McNabb at Redskins (W)	11-125-54-1
10/1/00	Brian Mitchell vs. Falcons (W)	2-105-85t-1
9/3/00	Duce Staley at Cowboys (W)	26-201-60-1
11/14/99	Duce Staley vs. Redskins (W)	28-122-20t-1
11/7/99	Duce Staley at Panthers (L)	17-140-29-1
10/17/99	Duce Staley at Bears (W)	23-101-26-0
10/10/99	Duce Staley vs. Cowboys (W)	22-110-19-0
9/12/99	Duce Staley vs. Cardinals (L)	21-111-24t-1
12/13/98	Duce Staley vs. Cardinals (L) OT	30-141-30t-1
11/8/98	Charlie Garner vs. Lions (W)	16-129-40-1
12/21/97	Charlie Garner at Redskins (L)	18-115-26-2
10/5/97	Ricky Watters vs. Redskins (W)	31-104-13-2
9/15/97	Ricky Watters at Cowboys (L)	20-106-20-0
12/1/96	Ricky Watters vs. Giants (W)	29-104-11-0
11/3/96	Ricky Watters at Cowboys (W)	24-116-17-1
10/20/96	Ricky Watters vs. Dolphins (W)	25-173-49t-1
10/13/96	Ricky Watters at Giants (W)	27-110-11-0
9/22/96	Ricky Watters at Falcons (W)	26-121-56t-2
9/15/96	Ricky Watters vs. Lions (W)	27-153-52-1
12/10/95	Ricky Watters vs. Cowboys (W)	33-112-15-1
11/26/95	Ricky Watters at Redskins (W)	25-124-25-2
10/15/95	Ricky Watters at Giants (W)	30-122-14-1
10/8/95	Ricky Watters vs. Redskins (W) OT	25-139-24-0
10/8/95	Charlie Garner vs. Redskins (W) OT	9-120-55t-3
10/9/94	Charlie Garner* vs. Redskins (W)	28-122-12-0
10/2/94	Charlie Garner* at 49ers (W)	16-111-28t-2
1/3/93	Heath Sherman at Saints (W)	21-105-16-1
12/27/92	Herschel Walker vs. Giants (W)	16-104-38-0
12/13/92	Herschel Walker at Seahawks (W) OT	23-111-18-1
12/6/92	Randall Cunningham vs. Vikings (W)	12-121-30-2
11/22/92	Heath Sherman at Giants (W)	17-109-30t-1
10/25/92	Herschel Walker vs. Cardinals (W)	20-112-36-0
9/13/92	Herschel Walker at Cardinals (W)	28-115-20-0
9/6/92	Herschel Walker vs. Saints (W)	26-112-32-0
11/12/90	Heath Sherman vs. Redskins (W)	35-124-22-0
11/4/90	Randall Cunningham vs. Patriots (W)	8-124-52t-1
11/4/90	Heath Sherman vs. Patriots (W)	24-113-17-0
9/23/90	Anthony Toney at Rams (W)	24-103-20-0
12/27/87	Keith Byars vs. Bills (W)	23-102-22-0
11/29/87	Anthony Toney at Patriots (W) OT	24-123-36-1
12/7/86	Keith Byars* vs. Cardinals (T) OT	24-127-32-0
11/16/86	Randall Cunningham vs. Lions (L)	14-110-20-0
12/22/85	Earnest Jackson at Vikings (W)	25-106-59-2
11/17/85	Earnest Jackson at Cardinals (W)	34-162-51t-1
10/13/85	Earnest Jackson vs. Cardinals (W)	27-103-13-0
12/9/84	Wilbert Montgomery vs. Patriots (W)	19-100-14-1
12/19/82	Wilbert Montgomery vs. Oilers (W)	17-147-90t-3
12/20/81	Wilbert Montgomery vs. Cardinals (W)	13-108-41-1
12/6/81	Wilbert Montgomery at Redskins (L)	27-116-13-0
11/22/81	Wilbert Montgomery vs. Giants (L)	25-102-24-0
11/15/81	Wilbert Montgomery vs. Colts (W)	22-115-13-2
11/8/81	Wilbert Montgomery at Cardinals (W)	20-118-23-0
10/25/81	Wilbert Montgomery vs. Buccaneers (W)	22-119-12-1
9/17/81	Wilbert Montgomery at Bills (W)	27-125-15-0
9/13/81	Wilbert Montgomery vs. Patriots (W)	18-137-41-0
1/11/81	Wilbert Montgomery vs. Cowboys (W)	26-194-55-1
9/14/80	Wilbert Montgomery at Vikings (W)	20-169-72t-2
12/2/79	Wilbert Montgomery vs. Lions (W)	22-108-20-1
11/25/79	Leroy Harris at Packers (W)	9-137-80-0
11/18/79	Wilbert Montgomery vs. Cardinals (W)	26-118-52-0
11/12/79	Wilbert Montgomery at Cowboys (W)	25-127-37t-1
11/4/79	Wilbert Montgomery vs. Browns (L)	30-197-62t-1
10/14/79	Wilbert Montgomery at Cardinals (W)	25-117-13-1
10/7/79	Wilbert Montgomery vs. Redskins (W)	22-127-24-3
9/23/79	Wilbert Montgomery at Giants (W)	29-126-12-0
12/17/78	Wilbert Montgomery vs. Giants (W)	25-130-47-2
12/17/78	Mike Hogan vs. Giants (W)	22-100-18-0
12/3/78	Wilbert Montgomery at Vikings (L)	24-115-36-1
10/15/78	Wilbert Montgomery vs. Redskins (W)	25-125-24-1
10/1/78	Wilbert Montgomery at Colts (W)	25-144-14-1
9/24/78	Wilbert Montgomery vs. Dolphins (W)	25-111-12-0
9/17/78	Wilbert Montgomery at Saints (W)	18-104-19-0
12/18/77	Wilbert Montgomery* vs. Jets (W)	22-103-27-2
10/9/77	Herb Lusk at Giants (W)	17-117-70-2

ALL-TIME 100-YARD RUSHING PERFORMANCES

12/12/76	Tom Sullivan vs. Seahawks (W)	23-121-26-2
12/12/76	Mike Hogan* vs. Seahawks (W)	19-104-18-0
9/27/76	Mike Hogan* vs. Redskins (L) OT	22-100-32-0
11/25/73	Tom Sullivan vs. Giants (W)	32-156-27-1
10/7/73	Tom Sullivan at Bills (L)	26-155-30-0
10/7/73	Norm Bulaich at Bills (L)	13-104-20-0
9/23/73	Tom Sullivan at Giants (T)	18-100-14-1
12/21/69	Cyril Pinder at 49ers (L)	25-128-29-1
12/7/69	Tom Woodeshick vs. Redskins (L)	20-102-21-0
11/16/69	Tom Woodeshick vs. Rams (L)	25-130-21-1
12/8/68	Tom Woodeshick vs. Saints (W)	18-122-30-1
9/22/68	Tom Woodeshick vs. Giants (L)	15-129-54-1
10/29/67	Tom Woodeshick vs. Cowboys (W)	20-101-26-1
10/8/67	Tom Woodeshick at Falcons (W)	20-129-41-1
12/18/66	Tom Woodeshick at Redskins (W)	27-105-21-2
12/4/66	Jack Concannon vs. Steelers (W)	15-129-29-1
10/23/66	Timmy Brown at Giants (W)	21-100-24-0
9/18/66	Izzy Lang vs. Falcons (W)	16-114-39-1
11/28/65	Timmy Brown at Cardinals (W)	18-180-43-1
11/7/65	Timmy Brown at Browns (L)	16-186-54-1
11/22/64	Earl Gros vs. Cardinals (L)	21-103-22-0
11/15/64	Earl Gros at Cowboys (W)	16-118-47-0
10/18/64	Ollie Matson at Giants (W)	19-100-54-2
10/11/64	Timmy Brown at Redskins (L)	14-101-36-2
10/4/64	Timmy Brown vs. Steelers (W)	16-116-33-0
10/4/64	Earl Gros vs. Steelers (W)	19-129-47-0
11/25/62	Timmy Brown vs. Cowboys (W)	17-107-22-2
10/23/60	Clarence Peaks at Browns (W)	13-102-57-0
10/25/59	Bill Barnes at Cardinals (W)	23-111-22-2
11/1/59	Bill Barnes vs. Redskins (W)	13-163-61-1
11/29/53	Don Johnson* at Giants (L)	13-121-63-1
11/15/53	Don Johnson* vs. Colts (W)	11-100-66-2
12/2/51	Frank Ziegler at Redskins (W)	20-136-28-0
11/19/50	Frank Ziegler vs. Cardinals (L)	18-113-52-0
11/12/50	Steve Van Buren at Redskins (W)	23-108-23-1
10/15/50	Toy Ledbetter* at Colts (W)	23-107-14-1
10/7/50	Frank Ziegler vs. Rams (W)	17-106-38-1
12/18/49	Steve Van Buren at Rams (W)	31-196-49-0
11/27/49	Steve Van Buren vs. Steelers (W)	27-205-41-0
11/20/49	Steve Van Buren vs. NY Bulldogs (W)	35-174-38-2
10/30/49	Steve Van Buren at Steelers (W)	17-103-31-2
10/23/49	Bosh Pritchard vs. Redskins (W)	11-128-77-1
10/3/49	Steve Van Buren at Lions (W)	33-135-12-2
11/21/48	Steve Van Buren vs. Redskins (W)	29-171-21-1
11/14/48	Steve Van Buren vs. Boston Yanks (W)	16-137-28-0
11/7/48	Steve Van Buren at Giants (W)	25-143-20-2
10/31/48	Steve Van Buren at Steelers (W)	22-109-21-1
11/2/47	Steve Van Buren at Redskins (W)	17-138-37-2
10/19/47	Steve Van Buren at Steelers (L)	21-133-45-0
10/5/47	Steve Van Buren vs. Giants (W)	16-105-28-0
11/24/46	Steve Van Buren vs. Redskins (L)	25-130-58-0
12/9/45	Steve Van Buren vs. Boston Yanks (W)	22-100-29-3
12/2/45	Steve Van Buren at Giants (L)	19-100-32-2
11/18/45	Steve Van Buren vs. Steelers (W)	19-107-24-2
11/11/45	Steve Van Buren vs. Giants (W)	19-129-28-2
11/5/44	Steve Van Buren* at Tigers (W)	12-129-70-2
11/28/43	Jack Hinkle at Redskins (W)	26-117-14-1
11/21/43	Jack Hinkle vs. Lions (W)	13-132-56-1
11/15/42	Bosh Pritchard* at Dodgers (W)	14-104-26-0
9/13/36	Swede Hanson vs. Giants (W)	15-107-NA-0
11/11/34	Swede Hanson vs. Dodgers (L)	17-118-NA-0
11/6/34	Swede Hanson vs. Reds (W)	18-190-NA-2
9/16/34	Swede Hanson at Packers (L)	13-116-NA-1

* - denotes rookie

Green - denotes playoff game

MOST 100-YARD RUSHING GAMES, Career

1. Wilbert Montgomery 26
2. Brian Westbrook 20
3. Steve Van Buren 19
4. Duce Staley 13
5. Ricky Watters 12

*includes playoff games

MOST 200-YARD RUSHING GAMES, Career

1t. Duce Staley and Steve Van Buren 1

MOST 100-YARD RUSHING GAMES, Season

1. Wilbert Montgomery (1981) 8
2. Wilbert Montgomery (1979) 7
3. Brian Westbrook (2007) 6
   Brian Westbrook (2006) 6
   Ricky Watters (1996) 6
   Wilbert Montgomery (1978) 6

*regular season only

ALL-TIME 100-YARD RECEIVING PERFORMANCES

Date	Player/Opponent/Result	Yds (Rec, TD)
10/16/11	Jeremy Maclin at Redskins (W)	101 (5,0)
10/9/11	Jason Avant at Bills (L)	139 (9,0)
10/2/11	DeSean Jackson vs. 49ers (L)	171 (6, 0)
9/18/11	Jeremy Maclin at Falcons (L)	171 (13, 2)
9/11/11	DeSean Jackson at Rams (W)	102 (6,1)
12/12/10	DeSean Jackson at Cowboys (W)	210 (4,1)
11/21/10	Jeremy Maclin vs. Giants (W)	120 (9,0)
11/7/10	DeSean Jackson vs. Colts (W)	109 (7,1)
10/17/10	Jeremy Maclin vs. Falcons (W)	159 (7,2)
10/3/10	LeSean McCoy (RB) vs. Redskins (L)	110 (12,0)
9/26/10	DeSean Jackson at Jaguars (W)	153 (5,1)
9/19/10	DeSean Jackson at Lions (W)	135 (4,1)
1/9/10	Jeremy Maclin* at Cowboys (L)	146 (7,1)
12/27/09	Brent Celek (TE) vs. Broncos (W)	121 (4,1)
12/20/09	DeSean Jackson vs. 49ers (W)	140 (6,1)
12/13/09	DeSean Jackson at Giants (W)	178 (6,1)
11/22/09	DeSean Jackson at Bears (W)	107 (8,1)
11/15/09	Jason Avant at Chargers (L)	156 (8,0)
10/11/09	Jeremy Maclin* vs. Buccaneers (W)	142 (6,2)
9/27/09	DeSean Jackson vs. Chiefs (W)	149 (6,1)
9/27/09	Brent Celek (TE) vs. Chiefs (W)	104 (8,1)
9/20/09	Brent Celek (TE) vs. Saints (L)	104 (8,0)
9/20/09	DeSean Jackson vs. Saints (L)	101 (4,1)
1/18/09	Kevin Curtis at Cardinals (L)	122 (4,0)
12/15/08	Jason Avant vs. Browns (W)	101 (5, 0)
11/2/08	Brent Celek (TE) at Seahawks (W)	131 (6, 0)
9/15/08	DeSean Jackson* at Cowboys (L)	110 (6, 0)
9/7/08	Hank Baskett vs. Rams (W)	102 (2, 1)
9/7/08	DeSean Jackson* vs. Rams (W)	106 (6, 0)
9/7/08	Greg Lewis vs. Rams (W)	104 (5, 0)
12/2/07	Kevin Curts vs. Seahawks (L)	111 (6, 1)
10/28/07	Reggie Brown at Vikings (W)	105 (8, 0)
10/14/07	Kevin Curtis at Jets (W)	121 (5, 1)
9/23/07	Kevin Curtis vs. Lions (W)	221 (11, 3)
9/23/07	Brian Westbrook (RB) vs. Lions (W)	111 (5, 1)
	Westbrook also 14-110-2TDs rushing	
1/13/07	Donté Stallworth at Saints (L)	100 (3, 1)
12/31/06	Hank Baskett* vs. Falcons (W)	177 (7, 1)
12/4/06	Donté Stallworth vs. Panthers (W)	111 (4, 1)
11/12/06	Donté Stalllworth vs. Redskins (W)	139 (6, 1)
10/22/06	Brian Westbrook (RB) at Bucs (L)	113 (7, 1)
	Westbrook also 13-101-0TDs rushing	
10/15/06	Reggie Brown at Saints (W)	121 (6, 1)
10/8/06	Hank Baskett* vs. Cowboys (W)	112 (3, 1)
9/24/06	Reggie Brown at 49ers (W)	106 (5, 0)
9/17/06	L.J. Smith (TE) vs. Giants (L) OT	111 (7, 0)
9/10/06	Donté Stallworth at Texans (W)	141 (6, 1)
10/30/05	Terrell Owens at Broncos (L)	154 (3, 1)
10/2/05	Terrell Owens at Chiefs (W)	171 (11, 1)
9/25/05	Brian Westbrook (RB) vs. Raiders (W)	140 (6, 1)
9/18/05	L.J. Smith (TE) vs. 49ers (W)	119 (9, 1)
9/18/05	Terrell Owens vs. 49ers (W)	143 (5, 2)
9/12/05	Terrell Owens at Falcons (L)	112 (7, 0)
2/6/05	Terrell Owens vs. Patriots (L)	122 (9, 0)
12/5/04	Terrell Owens vs. Packers (W)	161 (8, 1)
12/5/04	Brian Westbrook (RB) vs. Packers (W)	156 (11, 3)
11/21/04	Todd Pinkston vs. Redskins (W)	106 (5, 0)
11/15/04	Terrell Owens at Cowboys (W)	134 (6, 3)
10/31/04	Terrell Owens vs. Ravens (W)	101 (8, 1)
10/24/04	Terrell Owens at Browns (W) OT	109 (4, 2)
10/24/04	Todd Pinkston at Browns (W) OT	100 (6, 0)
10/17/04	Terrell Owens vs. Panthers (W)	123 (4, 0)
10/3/04	Terrell Owens at Bears (W)	110 (8, 1)
9/26/04	Terrell Owens at Lions (W)	107 (6, 1)
12/21/03	Todd Pinkston vs. 49ers (L) OT	121 (5, 1)
9/22/02	Antonio Freeman vs. Cowboys (W)	118 (6, 1)
9/16/02	James Thrash at Redskins (W)	107 (6, 1)
12/30/01	James Thrash vs. Giants (W)	143 (7, 1)
12/22/01	Duce Staley (RB) at 49ers (L)	103 (9, 0)
9/23/01	James Thrash at Seahawks (W)	165 (10, 2)
12/10/00	Chad Lewis at Browns (W)	100 (5, 0)
10/1/00	Torrance Small vs. Falcons (W)	122 (4, 1)
10/31/99	Torrance Small vs. Giants (L) OT	119 (4, 1)
11/30/97	Irving Fryar vs. Bengals (W)	122 (7, 0)
11/23/97	Irving Fryar vs. Steelers (W)	116 (7, 1)
11/10/97	Irving Fryar vs. 49ers (L)	138 (9, 0)
10/12/97	Irving Fryar at Jaguars (L)	124 (10, 3)
9/28/97	Irving Fryar at Vikings (L)	120 (9, 1)
9/7/97	Irving Fryar vs. Packers (W)	125 (8, 0)
8/31/97	Michael Timpson at Giants (L)	125 (9, 0)
11/24/96	Irving Fryar at Cardinals (L)	131 (7, 0)
11/17/96	Chris T. Jones vs. Redskins (L)	103 (7, 1)
11/3/96	Irving Fryar at Cowboys (W)	120 (9, 1)
10/27/96	Irving Fryar vs. Panthers (W)	143 (7, 0)
10/20/96	Irving Fryar vs. Dolphins (W)	116 (8, 4)
9/15/96	Chris T. Jones vs. Lions (W)	121 (9, 1)
12/30/95	Fred Barnett vs. Lions (W)	109 (8, 1)
12/17/95	Calvin Williams vs. Cardinals (W)	105 (7, 1)
11/12/95	Fred Barnett vs. Broncos (W)	105 (7, 0)
12/24/94	Calvin Williams at Bengals (L)	122 (6, 0)
11/6/94	Fred Barnett vs. Cardinals (W)	173 (11, 2)
10/24/94	Fred Barnett vs. Oilers (W)	187 (5, 1)
10/2/94	Calvin Williams at 49ers (W)	122 (9, 0)
9/12/94	Fred Barnett vs. Bears (W)	102 (8, 0)
1/3/94	James Joseph (RB) at 49ers (W) OT	109 (6, 0)
12/19/93	Calvin Williams at Colts (W)	105 (6, 1)
12/12/93	Herschel Walker (RB) vs. Bills (L)	109 (11, 0)
11/28/93	Herschel Walker (RB) at Redskins (W)	103 (10, 0)
9/19/93	Calvin Williams vs. Redskins (W)	181 (8, 3)
1/3/93	Fred Barnett at Saints (W)	102 (4, 2)
12/13/92	Fred Barnett at Seahawks (W) OT	161 (9, 0)
9/20/92	Fred Barnett vs. Broncos (W)	102 (5, 1)
9/20/92	Calvin Williams vs. Broncos (W)	108 (5, 2)
9/13/92	Fred Barnett at Cardinals (W)	193 (8, 2)
11/17/91	Fred Barnett vs. Bengals (W)	108 (6, 0)
11/10/91	Fred Barnett at Browns (W)	146 (8, 1)
9/22/91	Roy Green vs. Steelers (W)	114 (6, 0)
9/15/91	Fred Barnett at Cowboys (W)	111 (7, 1)
9/1/91	Keith Byars (RB) at Packers (W)	111 (8, 1)
1/5/91	Keith Jackson (TE) vs. Redskins (L)	116 (5, 0)
12/16/90	Fred Barnett* vs. Packers (W)	108 (5, 0)
12/2/90	Fred Barnett* at Bills (L)	112 (2, 1)
11/25/90	Keith Byars (RB) vs. Giants (W)	128 (8, 0)
10/15/90	Fred Barnett* vs. Vikings (W)	114 (4, 1)
9/30/90	Keith Byars (RB) vs. Colts (L)	133 (12, 0)
12/18/89	Keith Byars (RB) at Saints (L)	109 (6, 0)
10/2/89	Cris Carter at Bears (L)	113 (8, 0)

ALL-TIME 100-YARD RECEIVING PERFORMANCES

9/17/89	Keith Byars (RB) at Redskins (W)	130 (8, 0)
9/17/89	Keith Jackson (TE) at Redskins (W)	126 (12, 3)
9/10/89	Mike Quick vs. Seahawks (W)	140 (6, 1)
12/31/88	Keith Byars (RB) at Bears (L)	103 (9, 0)
12/31/88	Keith Jackson* (TE) at Bears (L)	142 (7, 0)
10/10/88	Cris Carter vs. Giants (W)	162 (5, 1)
9/18/88	Mike Quick at Redskins (L)	105 (4, 1)
12/20/87	Mike Quick at Jets (W)	148 (6, 2)
11/29/87	Mike Quick at Patriots (W) OT	121 (5, 2)
10/18/87	Otis Grant at Packers (L) OT	135 (7, 0)
10/11/87	Kevin Bowman at Cowboys (L)	123 (5, 1)
12/7/86	Mike Quick vs. Cardinals (T) OT	127 (5, 0)
11/30/86	Mike Quick at Raiders (W) OT	145 (8, 3)
9/21/86	Kenny Jackson vs. Broncos (L)	127 (5, 1)
12/1/85	Mike Quick vs. Vikings (L)	127 (8, 1)
11/10/85	Mike Quick vs. Falcons (W)	145 (3, 1)
11/3/85	Mike Quick at 49ers (L)	146 (6, 1)
10/27/85	Mike Quick vs. Bills (W)	117 (8, 1)
10/20/85	Kenny Jackson vs. Cowboys (W)	134 (6, 1)
10/13/85	Herman Hunter* (RB) vs. Cardinals (W)	120 (6, 1)
10/6/85	John Spagnola (TE) at Saints (L)	124 (12, 2)
12/16/84	Mike Quick at Falcons (L)	135 (7, 1)
12/2/84	John Spagnola (TE) vs. Cowboys (L)	114 (11, 0)
11/25/84	Mike Quick at Cardinals (L)	107 (8, 1)
11/4/84	Mike Quick at Lions (T) OT	110 (5, 1)
10/28/84	Mike Quick vs. Cardinals (L)	170 (6, 1)
9/2/84	Mike Quick at Giants (L)	147 (8, 1)
12/18/83	Harold Carmichael at Cardinals (L)	102 (5, 0)
11/27/83	Melvin Hoover at Redskins (L)	128 (4,0)
11/27/83	Mike Quick at Redskins (L)	104 (5, 2)
11/6/83	Mike Quick vs. Cowboys (L)	120 (7, 1)
10/2/83	Mike Quick at Falcons (W)	122 (4, 1)
9/25/83	Mike Quick vs. Cardinals (L)	133 (6, 0)
9/18/83	Mike Quick at Broncos (W)	152 (6, 1)
9/11/83	Mike Quick vs. Redskins (L)	106 (4, 1)
9/11/83	Harold Carmichael vs. Redskins (L)	108 (9, 0)
11/28/82	Harold Carmichael at Redskins (L)	109 (6, 1)
9/19/82	Harold Carmichael at Browns (W)	100 (6, 0)
11/8/81	Harold Carmichael at Cardinals (W)	103 (5, 2)
11/1/81	Harold Carmichael vs. Cowboys (L)	151 (5, 1)
10/18/81	Harold Carmichael at Vikings (L)	109 (8, 1)
10/18/81	Wilbert Montgomery (RB) at Vikings (L)	143 (10, 1)
12/14/80	Charles Smith vs. Cardinals (W)	134 (7, 0)
11/9/80	Charles Smith at Saints (W)	137 (9, 0)
11/2/80	Charles Smith at Seahawks (W)	109 (5, 1)
9/28/80	Harold Carmichael at Cardinals (L)	108 (5, 0)
9/7/80	Harold Carmiachel vs. Broncos (W)	135 (3, 1)
12/23/79	Harold Carmichael vs. Bears (W)	111 (6, 2)
9/10/79	Harold Carmichael vs. Falcons (L)	127 (9, 0)
12/24/78	Charlie Smith at Falcons (L)	108 (7,0)
12/3/78	Harold Carmichael at Vikings (L)	115 (4, 2)
11/19/78	Harold Carmichael at Giants (W)	105 (5, 0)
10/29/78	Harold Carmichael vs. Cardinals (L)	126 (7, 1)
10/22/78	Keith Krepfle (TE) at Cowboys (L)	100 (4, 1)
10/30/77	Harold Carmichael at Redskins (L)	116 (4, 1)
11/9/75	Charles Smith vs. Cardinals (L)	102 (7, 0)
12/8/74	Charle Young (TE) at Giants (W)	103 (9, 1)
11/17/74	Charle Young (TE) vs. Cardinals (L)	101 (7, 0)
12/16/73	Harold Carmichael at Redskins (L)	111 (4, 0)
12/16/73	Charle Young* (TE) at Redskins (L)	104 (5, 1)
12/9/73	Harold Carmichael vs. Jets (W)	146 (5, 1)
12/2/73	Charle Young* (TE) at 49ers (L)	112 (6, 1)
11/18/73	Charle Young* (TE) at Cowboys (L)	113 (4, 1)
11/11/73	Harold Carmichael vs. Falcons (L)	105 (6, 1)
11/4/73	Charle Young* (TE) vs. Patriots (W)	108 (8, 2)
10/14/73	Harold Carmichael at Cardinals (W)	187 (12, 2)
9/30/73	Norm Bulaich vs. Redskins (L)	109 (6, 1)
9/23/73	Harold Carmichael at Giants (T)	103 (5, 1)
12/17/72	Harold Carmichael at Cardinals (L)	100 (5, 1)
11/26/72	Harold Jackson at Giants (L)	152 (5, 1)
10/2/72	Harold Jackson vs. Giants (L)	138 (9, 0)
9/24/72	Harold Jackson vs. Browns (L)	131 (7, 1)
9/17/72	Harold Jackson at Cowboys (L)	161 (9, 0)
12/19/71	Harold Jackson at Giants (W)	145 (7, 1)
12/12/71	Harold Jackson vs. Cardinals (W)	109 (4, 1)
11/28/71	Ben Hawkins vs. Redskins (L)	126 (7, 0)
11/21/71	Harold Jackson at Cardinals (W)	117 (8, 1)
9/19/71	Ben Hawkins at Bengals (L)	118 (7, 2)
11/1/70	Ben Hawkins at Cowboys (L)	105 (2, 1)
10/11/70	Harold Jackson at Giants (L)	194 (7, 2)
12/7/69	Ben Hawkins vs. Redskins (L)	112 (4, 0)
11/30/69	Gary Ballman at Saints (L)	119 (4, 1)
11/23/69	Harold Jackson at Cardinals (W)	127 (8, 0)
11/9/69	Harold Jackson at Redskins (T)	112 (8, 0)
10/26/69	Harold Jackson vs. Saints (W)	105 (6, 0)
10/19/69	Harold Jackson at Cowboys (L)	107 (3, 1)
10/13/69	Harold Jackson at Colts (L)	138 (8, 1)
10/5/69	Gary Ballman vs. Cowboys (L)	108 (5, 0)
9/28/69	Ben Hawkins vs. Steelers (W)	145 (7, 4)
11/10/68	Fred Hill (TE) vs. Redskins (L)	114 (9, 0)
10/27/68	Ben Hawkins at Steelers (L)	108 (7, 0)
10/6/68	Ben Hawkins at Redskins (L)	105 (6, 1)
9/29/68	Ben Hawkins vs. Cowboys (L)	103 (6, 0)
12/3/67	Ben Hawkins at Redskins (T)	151 (5, 2)
10/22/67	Ben Hawkins at Cardinals (L)	197 (6, 1)
10/15/67	Ben Hawkins vs. 49ers (L)	150 (6, 1)
10/1/67	Ben Hawkins vs. Steelers (W)	187 (8, 2)
9/17/67	Gary Ballman vs. Redskins (W)	105 (4, 2)
9/17/67	Ben Hawkins vs. Redskins (W)	100 (5, 0)
9/25/66	Pete Retzlaff (TE) vs. Giants (W)	120 (5, 1)
12/5/65	Ray Poage vs. Cowboys (L)	142 (5, 1)
12/5/65	Pete Retzlaff (TE) vs. Cowboys (L)	118 (6, 0)
11/28/65	Pete Retzlaff (TE) at Cardinals (W)	148 (9, 3)
11/14/65	Pete Retzlaff (TE) vs. Redskins (W)	204 (7, 0)
11/7/65	Pete Retzlaff (TE) at Browns (L)	151 (7, 3)
10/17/65	Pete Retzlaff (TE) at Giants (L)	133 (6, 1)
9/26/65	Timmy Brown (RB) vs. Giants (L)	106 (8, 0)
9/19/65	Timmy Brown (RB) vs. Cardinals (W)	129 (7, 1)
12/13/64	Pete Retzlaff (TE) at Cardinals (L)	106 (6, 1)
11/29/64	Pete Retzlaff (TE) at Browns (L)	100 (5, 1)
11/8/64	Pete Retzlaff (TE) at Rams (L)	105 (6, 0)
10/25/64	Bill Mack at Steelers (W)	104 (3, 1)
10/4/64	Timmy Brown (RB) vs. Steelers (W)	110 (2, 2)
	Brown also 16-116-0TDs rushing	
9/20/64	Pete Retzlaff (TE) vs. 49ers (L)	121 (8, 1)
9/13/64	Pete Retzlaff (TE) vs. Giants (W)	139 (6, 1)
10/13/63	Tommy McDonald at Redskins (W)	139 (8, 2)
10/6/63	Pete Retzlaff (TE) vs. Cowboys (W)	107 (4, 0)

ALL-TIME 100-YARD RECEIVING PERFORMANCES

9/15/63	Tommy McDonald vs. Steelers (T)	179 (7, 2)
12/16/62	Tommy McDonald at Cardinals (L)	162 (4, 3)
12/16/62	Timmy Brown (RB) at Cardinals (L)	199 (5, 2)
12/9/62	Pete Retzlaff (TE) vs. Steelers (L)	122 (7, 2)
12/2/62	Pete Retzlaff (TE) at Redskins (W)	135 (8, 1)
11/25/62	Tommy McDonald vs. Cowboys (W)	108 (3, 1)
11/25/62	Pete Retzlaff (TE) vs. Cowboys (W)	113 (4, 0)
10/28/62	Timmy Brown (RB) at Vikings (L)	174 (5, 1)
10/21/62	Howard Cassady vs. Redskins (L)	133 (8, 2)
10/14/62	Tommy McDonald at Cowboys (L)	131 (7, 0)
9/30/62	Tommy McDonald vs. Browns (W)	140 (6, 1)
9/23/62	Timmy Brown (RB) vs. Giants (L)	160 (9, 1)
9/16/62	Pete Retzlaff (TE) vs. Cardinals (L)	126 (4, 0)
12/17/61	Pete Retzlaff at Lions (W)	105 (9, 1)
12/10/61	Tommy McDonald vs. Giants (L)	237 (7, 2)
11/26/61	Tommy McDonald vs. Cowboys (W)	131 (5, 3)
11/5/61	Tommy McDonald vs. Bears (W)	109 (6, 1)
10/29/61	Tommy McDonald at Redskins (W)	141 (7, 1)
10/29/61	Pete Retzlaff at Redskins (W)	125 (7, 2)
10/1/61	Tommy McDonald vs. Cardinals (L)	187 (11, 0)
10/1/61	Bobby Walston vs. Cardinals (L)	127 (2, 0)
12/18/60	Tommy McDonald at Redskins (W)	116 (2, 2)
12/18/60	Timmy Brown (RB) at Redskins (W)	128 (5, 1)
12/18/60	Pete Retzlaff at Redskins (W)	110 (5, 1)
12/11/60	Timmy Brown (RB) at Steelers (L)	112 (3, 1)
12/4/60	Pete Retzlaff at Cardinals (W)	123 (5, 1)
11/20/60	Bobby Walston at Giants (W)	119 (6, 0)
11/6/60	Tommy McDonald vs. Steelers (W)	141 (8, 3)
10/9/60	Pete Retzlaff vs. Cardinals (W)	132 (7, 2)
12/6/59	Tommy McDonald at Redskins (W)	153 (9, 3)
11/15/59	Pete Retzlaff vs. Cardinals (W)	137 (5, 1)
10/25/59	Tommy McDonald at Cardinals (W)	122 (3, 2)
10/4/59	Tommy McDonald vs. Giants (W)	133 (6, 3)
12/14/58	Tommy McDonald at Redskins (L)	148 (4, 0)
11/16/58	Bill Barnes (RB) vs. Cardinals (W)	109 (7, 0)
10/26/58	Pete Retzlaff at Packers (L)	121 (6, 0)
10/14/56	Bobby Walston at Steelers (W)	108 (4, 1)
9/30/56	Bobby Walston at Rams (L)	115 (5, 0)
12/11/55	Pete Pihos at Bears (L)	114 (11, 0)
12/4/55	Pete Pihos vs. Cardinals (W)	127 (10, 1)
11/27/55	Pete Pihos vs. Rams (L)	103 (6, 1)
11/13/55	Bill Stribling vs. Browns (W)	123 (6, 2)
11/6/55	Pete Pihos at Redskins (L)	119 (8, 1)
12/12/54	Pete Pihos vs. Giants (W)	119 (8, 1)
11/28/54	Jerry Williams (RB) vs. Redskins (W)	163 (6, 1)
11/7/54	Dom Moselle (RB) vs. Cardinals (W)	100 (7, 1)
10/23/54	Pete Pihos at Steelers (L)	111 (7, 1)
10/17/54	Pete Pihos at Redskins (W)	132 (9, 3)
10/3/54	Jerry Williams (RB) at Cardinals (W)	166 (5, 1)
10/3/54	Bobby Walston at Cardinals (W)	110 (5, 3)
11/21/53	Pete Pihos vs. Cardinals (W)	113 (7, 0)
11/15/53	Pete Pihos vs. Colts (W)	118 (7, 1)
11/15/53	Bobby Walston vs. Colts (W)	110 (7, 0)
11/8/53	Bobby Walston vs. Giants (W)	176 (8, 2)
11/8/53	Pete Pihos vs. Giants (W)	145 (7, 2)
10/25/53	Pete Pihos at Cardinals (W)	156 (8, 1)
10/10/53	Bobby Walston at Browns (L)	110 (4, 0)
12/7/52	Bud Grant vs. Dallas Texans (W)	203 (11, 2)
11/30/52	Bud Grant at Cardinals (L)	186 (8, 1)
11/23/52	Bobby Walston at Browns (W)	121 (4, 1)
10/12/52	Bud Grant vs. Steelers (W)	111 (5, 1)
9/28/52	Bud Grant at Steelers (W)	135 (4, 1)
10/21/51	Bobby Walston* at Giants (L)	118 (6, 2)
10/22/50	Jack Ferrante at Steelers (W)	118 (5, 0)
10/15/50	Jack Ferrante at Colts (W)	103 (6, 0)
10/7/50	Jack Ferrante vs. Rams (W)	101 (4, 2)
11/13/49	Clyde Scott* (RB) at Redskins (W)	127 (4, 1)
12/12/48	Jack Ferrante vs. Lions (W)	184 (7, 3)
11/28/48	Pete Pihos vs. Steelers (W)	112 (7, 1)
11/7/48	Pete Pihos at Giants (W)	128 (5, 2)
12/14/47	Pete Pihos* vs. Packers (W)	108 (4, 1)
11/11/45	Jack Ferrante vs. Giants (W)	135 (5, 2)
10/28/45	Jack Ferrante vs. Browns (W)	101 (5,1)
12/5/43	Tony Bova vs. Packers (L)	106 (3, 2)
11/1/42	Fred Meyer* at Redskins (L)	119 (4, 0)
12/1/40	Don Looney* at Redskins (L)	180 (14, 0)
10/26/40	Lester McDonald vs. Brook. Dodg. (L)	102 (6, 0)
9/22/40	Don Looney* at Rams (L)	129 (8, 2)
9/15/40	Don Looney* at Packers (L)	115 (8, 1)
11/19/39	Herschel Ramsey at Bears (L)	131 (8, 1)
9/11/38	Joe Carter vs. Redskins (L)	116 (6, 2)
11/14/37	Joe Carter at Packers (L)	139 (6, 1)

* - denotes rookie

Green - denotes playoff game

MOST 100-YARD RECEIVING GAMES, Career

1. Pete Retzlaff 23
2t. Harold Carmichael, Mike Quick 21
4. Tommy McDonald 17
5. Fred Barnett 15
6. Pete Pihos 14
7t. **DeSean Jackson**, Ben Hawkins, Harold Jackson . .13
10. Terrell Owens 12

*includes playoff games

MOST 150-YARD RECEIVING GAMES, Career

1. Tommy McDonald 5
2. **DeSean Jackson**, Ben Hawkins, Fred Barnett 4

MOST 200-YARD RECEIVING GAMES, Career

1t. **DeSean Jackson**, Kevin Curtis, Pete Retzlaff, Tommy McDonald, Bud Grant 1

MOST 100-YARD RECEIVING GAMES, Season

1. Terrell Owens (2004) 7
2. Irving Fryar (1997) 6
   Mike Quick (1983) 6
4. (eight times) last by **DeSean Jackson (2009)** 5

*regular season only

ALL-TIME INTERCEPTION RETURNS FOR TDs

Date	Player/Opponent/Result	Yards
11/13/11	Asante Samuel vs. Cardinals (L)	20
11/15/10	Dimitri Patterson at Redskins (W)	40
12/6/09	Sheldon Brown at Falcons (W)	83
10/26/09	Will Witherspoon at Redskins (W)	9
1/4/09	Asante Samuel at Vikings (W)	44
12/15/08	Asante Samuel vs. Browns (W)	50
10/12/08	Juqua Parker at 49ers (W)	55
12/17/06	Trent Cole at Giants (W)	19
12/10/06	Michael Lewis at Redskins (W)	84
11/12/06	Sheldon Brown vs. Redskins (W)	70
10/8/06	Lito Sheppard vs. Cowboys (W)	102
10/2/05	Sheldon Brown at Chiefs (W)	40
11/15/04	Lito Sheppard at Cowboys (W)	101
10/17/04	Lito Sheppard vs. Panthers (W)	64
10/5/03	ND Kalu vs. Redskins (W)	15
1/11/03	Bobby Taylor vs. Falcons (W)	39
12/21/02	Shawn Barber at Cowboys (W)	80
12/1/02	Bobby Taylor vs Rams (W)	23
1/12/02	Damon Moore vs. Buccaneers (W)	59
11/18/01	Jeremiah Trotter at Cowboys (W)	50
11/18/01	William Hampton at Cowboys (W)	33
11/19/00	Mike Caldwell vs. Cardinals (W)	26
9/3/00	Jeremiah Trotter at Cowboys (W)	27
1/2/00	Mike Mamula vs. Rams (W)	41
1/2/00	Al Harris vs. Rams (W)	17
11/21/99	Brandon Whiting vs. Colts (L)	22
10/24/99	Brian Dawkins at Dolphins (L)	67
10/3/99	Bobby Taylor at Giants (L)	18
12/7/97	Brian Dawkins vs. Giants (L)	64
11/3/96	Troy Vincent at Cowboys (W)	90 (lateral)
12/30/95	William Thomas vs. Lions (W)	30
12/30/95	Barry Wilburn vs. Lions (W)	24
9/10/95	William Thomas at Cardinals (W)	37
12/24/94	Mike Zordich at Bengals (L)	18
10/30/94	Greg Jackson at Redskins (W)	55
12/26/93	Eric Allen vs. Saints (W)	33
12/26/93	Eric Allen vs. Saints (W)	25
10/3/93	Eric Allen at Jets (W)	94
9/19/93	Eric Allen vs. Redskins (W)	29
1/3/93	Eric Allen at Saints (W)	18
12/6/92	Seth Joyner vs. Vikings (W)	24
11/22/92	Seth Joyner at Giants (W)	43
12/22/91	Otis Smith vs. Washington (W)	74
12/23/90	Eric Allen vs. Cowboys (W)	35
11/25/90	Byron Evans vs. Giants (W)	23
11/12/90	William Frizzell vs. Redskins (W)	30
12/3/89	Clyde Simmons at Giants (W)	60
9/10/89	Eric Everett vs. Seahawks (W)	30
10/27/85	Wes Hopkins vs. Bills (W)	24
9/29/85	Herman Edwards vs. Giants (L)	3
12/19/82	Richard Blackmore vs. Oilers (W)	20
12/17/78	Frank LeMaster vs. Giants (W)	9
10/15/78	John Sanders vs. Washington (W)	19
12/21/75	Frank LeMaster at Redskins (W)	89
12/21/75	Joe Lavender at Redskins (W)	36
9/29/74	Joe Lavender vs. Baltimore Colts (W)	37
12/9/73	John Outlaw vs. Jets (W)	45
12/19/71	Al Nelson at Giants (W)	19
10/19/69	Bill Bradley* at Cowboys (L)	56
10/13/69	Nate Ramsey at Baltimore Colts (L)	26
9/21/69	Joe Scarpati vs. Browns (L)	34
12/10/67	Joe Scarpati at Cowboys (L)	67
10/8/67	Don Hultz at Falcons (W)	16
11/20/66	Jim Nettles at 49ers (W)	34
12/12/65	Jim Nettles* at Steelers (W)	56
12/12/65	George Tarasovic at Steelers (W)	40
12/12/65	Maxie Baughan at Steelers (W)	33
12/6/64	Joe Scarpati* vs. Cowboys (W)	24
10/25/64	Irv Cross at Steelers (W)	94
11/10/63	Lee Roy Caffey* at Giants (L)	87
10/13/57	Jimmy Harris* at Browns (L)	65
10/5/57	Jerry Norton vs. Giants (L)	99
10/14/56	Eddie Bell at Steelers (W)	28
11/13/55	Bibbles Bawel vs. Browns (W)	40
10/15/55	Bibbles Bawel at Steelers (L)	42
12/12/54	Jerry Norton* vs. Giants (W)	69
11/15/53	Chuck Bednarik vs. Baltimore Colts (W)	26
12/14/52	Mike Jarmoluk at Redskins (L)	45
12/7/52	Vic Sears vs. Dallas Texans (W)	9
11/2/52	Russ Craft at Packers (L)	32
10/29/50	Joe Muha vs. Redskins (W)	19
10/22/50	Norm Willey* at Steelers (W)	41
9/24/50	Frank Reagan at Chicago Cardinals (W)	46 (lateral)
12/4/49	Joe Muha at Giants (W)	28
11/20/49	Pat McHugh vs. NY Bulldogs (W)	21
11/10/46	Gil Steinke at Giants (L)	52
12/3/44	Vic Lindskog* vs. Brooklyn Tigers (W)	65
11/26/44	Tom Miller vs. Bears (L)	35
11/19/44	Jack Hinkle at Redskins (W)	50
11/7/43	Larry Cabrelli vs. Redskins (T)	24
10/31/43	Ben Kish vs. Chicago Cardinals (W)	86
9/16/38	Jay Arnold at Pittsburgh Pirates (W)	22
10/10/37	Maurice Harper* at Redskins (W)	20
11/6/34	Swede Hanson vs. Cincinnati Reds (W)	N/A
11/26/33	Lee Woodruff vs. Cincinnati Reds (W)	55

* - denotes rookie

Green - denotes playoff game

ALL-TIME FUMBLE RECOVERIES FOR TDs

Date	Player/Opponent/Result	Yards
11/7/11	Brian Rolle vs. Bears (L)	22
9/11/11	Juqua Parker at Rams (W)	56
10/10/10	Quintin Mikell at 49ers (W)	52
12/13/09	Sheldon Brown at Giants (W)	60
9/13/09	Victor Abiamiri at Panthers (W)	2
12/28/08	Joselio Hanson vs. Cowboys (W)	96
12/28/08	Chris Clemons vs. Cowboys (W)	73
9/15/08	Chris Gocong at Cowboys (L)	0
12/30/07	Kevin Curtis vs. Bills (W)	0
12/23/07	Kevin Curtis at Saints (W)	0
9/24/06	Mike Patterson at 49ers (W)	98
10/9/05	Sheldon Brown at Cowboys (L)	80
1/16/05	Freddie Mitchell vs. Vikings (W)	0
12/15/02	Carlos Emmons vs. Redskins (W)	44
12/9/01	Brian Dawkins vs. Chargers (W)	49
9/30/01	Damon Moore vs. Cowboys (W)	10
9/15/97	William Thomas at Cowboys (L)	37
12/22/96	Mike Mamula vs. Cardinals (W)	4
10/13/96	William Thomas at Giants (W)	23
9/30/96	Rhett Hall vs. Cowboys (L)	32
12/24/95	Jerome Henderson at Bears (L)	0
10/29/95	Kevin Johnson vs. St. Louis Rams (W)	37
10/15/95	Mike Zordich at Giants (W)	58
9/24/95	Greg Jackson at Raiders (L)	45
1/3/94	Byron Evans at 49ers (W)	30
9/13/92	Reggie White at Phoenix Cardinals (W)	37
11/24/91	Seth Joyner at Phoenix Cardinals (W)	34
11/24/91	Clyde Simmons at Phoenix Cardinals (W)	0
10/6/91	Seth Joyner at Buccaneers (L)	0
11/12/90	Clyde Simmons vs. Redskins (W)	18
12/3/89	Andre Waters at Giants (W)	3
11/20/88	Cris Carter at Giants (W)	0
9/20/87	Seth Joyner vs. Saints (W)	18
9/13/87	Reggie White at Redskins (L)	70
12/15/85	Dave Little at Chargers (L)	0
12/26/82	Greg Brown at Cowboys (W)	0
10/11/81	Frank LeMaster at Saints (W)	47
9/27/81	Greg Brown* vs. Redskins (W)	7
11/16/80	Jerry Robinson at Redskins (W)	59
11/19/78	Herman Edwards at Giants (W)	26
12/1/74	Will Wynn vs. Packers (W)	87
10/6/74	Bill Dunstan at Chargers (W)	46
9/23/74	Joe Lavender vs. Cowboys (W)	96
11/4/73	Will Wynn* vs. Patriots (W)	24
11/21/71	Steve Smith at St. Louis Cardinals (W)	5
11/21/71	Ben Hawkins at St. Louis Cardinals (W)	5
11/15/70	Steve Preece vs. Falcons (T)	21
12/18/66	Harold Wells at Redskins (W)	60
10/10/65	George Tarasovic at Cowboys (W)	62
11/22/64	Mike Morgan* vs. St. Louis Cardinals (L)	0
11/27/60	J.D. Smith vs. Giants (W)	0
11/20/60	Jimmy Carr at Giants (W)	38
12/13/59	Don Owens vs. Browns (L)	3
11/22/59	Jerry Huth vs. LA Rams (W)	0
10/4/59	Chuck Weber vs. Giants (W)	0
12/12/54	Norm Willey vs. Giants (W)	0
10/25/53	Tom Scott* at Chicago Cardinals (W)	0
12/7/52	Ebert Van Buren vs. Dallas Texans (W)	0
11/16/52	Pete Pihos vs. Chicago Cardinals (W)	12
11/9/52	Mike Jarmoluk vs. Redskins (W)	16
11/4/51	Gerry Cowhig at Steelers (W)	25
10/29/50	John Green vs. Redskins (W)	2
11/6/49	Russ Craft vs. LA Rams (W)	21
10/31/48	Bosh Pritchard at Steelers (W)	18
10/5/47	Joe Muha vs. Giants (W)	2
10/8/44	Jack Banta vs. Redskins (T)	0
10/31/43	Jack Hinkle vs. Chicago Cardinals (W)	0
10/24/43	Al Wukits* at Giants (L)	2
11/1/42	Rupert Pate at Redskins (L)	53
9/20/42	Vic Sears at Cleveland Rams (L)	25
9/15/40	Don Looney* at Packers (L)	44
10/15/39	Theodore Schmitt at Giants (L)	63
9/25/38	Bob Pylman* vs. Giants (W)	88
9/25/38	Joe Carter vs. Giants (W)	92
9/16/38	Jay Arnold at Pittsburgh Pirates (W)	18
10/31/37	Joe Pilconis at Pittsburgh Pirates (L)	22

* - denotes rookie

Green - denotes playoff game

ALL-TIME KICK RETURNS FOR TDs

PUNT RETURNS FOR TOUCHDOWNS

Date	Player/Opponent/Result	Yards
11/22/92	Vai Sikahema at Giants (W)	87
9/13/09	DeSean Jackson at Panthers (W)	85
10/19/03	Brian Westbrook at Giants (W)	84
12/21/03	Brian Westbrook vs. 49ers (L)	81
10/4/59	Tommy McDonald vs. Giants (W)	81
10/25/42	Ernie Steele* at Bears (L)	80 (lateral)
12/21/47	Bosh Pritchard at Steelers (W)	79
11/25/02	Brian Mitchell at 49ers (W)	76
11/30/86	Greg Garrity at LA Raiders (W)	76
12/13/09	DeSean Jackson at Giants (W)	72
9/24/00	Brian Mitchell at Saints (W)	72
10/30/49	Clyde Scott* at Steelers (W)	70
11/23/47	Pat McHugh* at Boston Yanks (L)	69
10/5/08	DeSean Jackson* vs. Redskins (L)	68
11/6/66	Aaron Martin vs. Cowboys (W)	67
12/3/61	Timmy Brown at Steelers (W)	66
12/19/10	DeSean Jackson at Giants (W)	65
12/19/65	Bob Shann* vs. Lions (L)	63
10/11/59	Art Powell* vs. Steelers (W)	58
9/3/78	Wally Henry vs. LA Rams (L)	57
11/9/52	Don Stevens* vs. Redskins (W)	56
10/31/48	Bosh Pritchard at Steelers (W)	55
10/22/44	Steve Van Buren* vs. Boston Yanks (W)	55
10/6/68	Alvin Haymond at Redskins (L)	54
10/26/52	Bibbles Bawel* at Giants (W)	52
12/8/46	Steve Van Buren at Boston Yanks (W)	50
12/4/49	Frank Reagan at Giants (W)	41
11/2/47	Pete Pihos* at Redskins (W)	26
10/18/36	Stumpy Thomason at Boston Redskins (L)	15

* - denotes rookie

Green - denotes playoff game

KICKOFF RETURNS FOR TOUCHDOWNS

Date	Player/Opponent/Result	Yards
9/17/61	Timmy Brown vs. Browns (W)	105
10/7/50	Russ Craft vs. LA Rams (W)	103
11/13/38	Dave Smukler at Brooklyn Dodgers (L)	100
11/23/08	Quintin Demps* at Ravens (L)	100
9/22/63	Timmy Brown vs. Cardinals (L)	100
12/2/62	Timmy Brown at Redskins (W)	99
12/11/77	Wilbert Montgomery* vs. Giants (W)	99
9/22/68	Alvin Haymond vs. Giants (L)	98
12/2/45	Steve Van Buren at Giants (L)	98
11/1/42	Bosh Pritchard* at Redskins (L)	97
9/22/96	Derrick Witherspoon at Falcons (W)	97
11/12/44	Steve Van Buren* vs. Giants (T)	97
9/24/55	Jerry Norton vs. Giants (W)	96
11/24/96	Derrick Witherspoon at Cardinals (L)	95
9/28/47	Steve Van Buren vs. Redskins (W)	95
11/4/01	Brian Mitchell at Cardinals (W)	94
12/24/94	Herschel Walker at Bengals (L)	94
11/6/66	Timmy Brown vs. Cowboys (W)	93
12/2/79	Billy Campfield vs. Lions (W)	92
11/6/66	Timmy Brown vs. Cowboys (W)	90
11/14/99	Allen Rossum vs. Redskins (W)	89
11/18/84	Andre Waters* vs. Redskins (W)	89
10/1/00	Brian Mitchell vs. Falcons (W)	89
12/17/95	Derrick Witherspoon vs. Cardinals (W)	86
11/2/97	Willie Clark at Cardinals (L)	39

* - denotes rookie

BLOCKED PUNT RETURNS FOR TOUCHDOWNS

Date	Player/Opponent/Result	Yards
11/22/92	Ken Rose at Giants (W)	3
9/2/84	Rich Kraynak at Giants (L)	8
10/31/71	Bill Hobbs vs. Broncos (W)	6
12/20/70	Mike Dirks vs. Steelers (W)	0
11/12/67	Jim Nettles at LA Rams (L)	0
12/18/49	Leo Skladany* at LA Rams (W)	2
11/3/46	Augie Lio vs. Giants (W)	0

* - denotes rookie

Green - denotes playoff game

MISSED FIELD GOAL RETURNS FOR TOUCHDOWNS

Date	Player/Opponent/Result	Yards
9/26/71	Al Nelson vs. Cowboys (L)	101
12/11/66	Al Nelson vs. Browns (W)	100
9/16/62	Timmy Brown vs. St. Louis Cardinals (L)	99

BLOCKED FIELD GOAL RETURNS FOR TOUCHDOWNS

Date	Player/Opponent/Result	Yards
10/23/05	Matt Ware vs. Chargers (W)	65
11/20/88	Clyde Simmons at Giants (W)	15

BEST PERFORMANCES vs. EAGLES

SCORING

Most Touchdowns Scored

5 James Stewart, Jaguars (10/12/97 at Jax.) (all rushing)
4 Joseph Addai, Colts (11/26/06 at Ind.); Larry Brown, Redskins (12/16/73 at Was.); Ron Johnson, Giants (10/2/72 at Phi.); MacArthur Lane, Cardinals (10/18/70 at Phi.); John David Crow, Cardinals (12/16/62 at StL); Jim Taylor, Packers (11/11/62 at Phi.); Jim Brown, Browns (11/19/61 at Cle.)

Most Field Goals

5 Al Del Greco, Titans (12/3/00 at Phi.), (5 att); Richie Cunningham, Cowboys (9/15/97 at Dal.), (5 att); Chip Lohmiller, Redskins (12/22/91 at Phi.), (6 att); Raul Allegre, Colts (10/30/83 at Phi.) (6 att.); Mac Percival, Bears (10/20/68 at Phi.) (5 att.); Jim Bakken, Cardinals (12/13/64 at StL) (6 att.)

Longest Field Goal

62 Matt Bryant, Buccaneers (10/22/06 at TB)
56 Mason Crosby, Packers (9/12/10 at Phi.)
56 Morten Andersen, Saints (12/26/93 at Phi.)
55 Martin Gramatica (12/23/07 at NO)
55 Steve Cox, Redskins (9/7/86 at Was.)

RUSHING

Most Rushing Attempts

43 Butch Woolfolk, Giants (11/20/83 at Phi.)

Most Yards Rushing

237 Emmitt Smith, Cowboys (10/31/93 at Phi.) 30 att.
237 Jim Brown, Browns (11/19/61 at Cle.) 34 att.
223 Jim Brown, Browns (11/3/63 at Phi.) 28 att.
221 Gerald Riggs, Redskins (9/17/89 at Was.) 29 att.
218 John Fuqua, Steelers (12/20/70 at Phi.) 20 att.
206 Tony Dorsett, Cowboys (12/4/77 at Dal.) 23 att.

Most Touchdowns Rushing

5 James Stewart, Jaguars (10/12/97 at Jax.)
4 Joseph Addai, Colts (11/26/06 at Ind.); Jim Taylor, Packers (11/11/62 at Phi.); Jim Brown, Browns (11/19/61 at Cle.)

Longest Run From Scrimmage

87t John Henry Johnson, Steelers (12/11/60 at Pit.)
85t Reggie Brooks, Redskins (9/19/93 at Phi.)
84t Herschel Walker, Cowboys (12/14/86 at Dal.)

PASSING

Most Passes Attempted

56 Fran Tarkenton, Vikings (12/3/78 at Min.)
54 Tom Brady, Patriots (11/25/07 at NE)
54 Dan Marino, Dolphins (12/9/90 at Mia.) (OT)
53 Tom Ramsey, Patriots (11/29/87 at NE) (OT)

Most Passes Completed

37 Daunte Culpepper, Vikings (9/20/04 at Phi.)
34 Tom Brady, Patriots (11/25/07 at NE)
34 Tom Ramsey, Patriots (11/29/87 at NE) (OT)

Most Yards Gained Passing

446 Jon Kitna, Lions (9/23/07 at Phi.)
428 Joe Montana, 49ers (9/24/89 at Phi.)
409 Phil Simms, Giants (9/2/84 at NYG)
402 Tom Ramsey, Patriots (11/29/87 at NE) (OT)
394 Don Meredith, Cowboys (10/9/66 at Dal.)

Most Touchdown Passes

5 Joe Montana, 49ers (9/24/89 at Phi.); Craig Morton, Cowboys (10/19/69 at Dal.); Don Meredith, Cowboys (10/9/66 at Dal.); Don Meredith, Cowboys (9/29/68 at Phi.); Sonny Jurgensen, Redskins (10/11/64 at Was.); Sammy Baugh, Redskins (9/28/47 at Phi.); Frank Filchock, Redskins (10/8/44 at Phi.)

Longest Pass Play

96 Bill Kilmer to Walter Roberts, Saints (11/19/67 at Phi.)
93t Neil Lomax to Ernie Jones, Cardinals (12/10/88 at Pho.)
91t Jon Kitna to Roy Williams, Lions (9/23/07 at Phi.)
90t Seneca Wallace to Koren Robinson (11/2/08 at Sea.)
90t Virgil Carter to Speedy Thomas, Bengals (9/19/71 at Cin.)

RECEIVING

Most Passes Caught

13 Wes Welker, Patriots (11/25/07 at NE)
13 Terrell Owens, 49ers (11/25/02 at SF)
12 (4 times) last by T.J. Houshmandzadeh, Bengals (11/16/08 at Cin.)

Most Yards Gained Receiving

225 Kenny Britt, Titans (10/24/10 at Ten.) 7 rec.
213 Tony Hill, Cowboys (11/12/79 at Dal.) 7 rec.
212 Hugh Taylor, Redskins (9/28/47 at Phi.) 8 rec.
204 Roy Williams, Lions (9/23/07 at Phi.) 9 rec.
193 Jessie Hester, Raiders (11/30/86 at LA) 4 rec.

Most Touchdown Passes Caught

3 (14 times) last by Kenny Britt, Titans (10/24/10 at Ten.)

INTERCEPTIONS

Most Interceptions

3 (14 times) last by Lofa Tatupu, Seahawks (12/2/07 at Phi.)

Longest Interception Return

107t Ed Reed, Ravens (11/23/08 at Bal.)
100t Mike Gaechter, Cowboys (10/14/62 at Dal.)
98 Brandon McDonald (12/15/08 vs. Cle.)
97t Darren Sharper, Saints (9/20/09 at Phi.)
96t Roosevelt Taylor, Bears (10/20/68 at Phi.)

MISCELLANEOUS

Most Punts

14 Sammy Baugh, Redskins (11/5/39 at Was.)

Longest Punt

85 Sammy Baugh, Redskins (12/1/40 at Was.)
80 Parker Hall, Cleveland Rams (12/3/39 at Phi.)

Longest Kickoff Return

104t Buddy Young, Colts (11/15/53 at Phi.)
103t George Hoey, Cardinals (11/21/71 at StL)
102t Larry Jones, Redskins (11/24/74 at Was.)
101t Wallace Francis, Bills (10/7/73 at Buf.)
101t Amos March, Cowboys (10/14/62 at Dal.)

Longest Punt Return

90t Adam Jones, Titans (11/19/06 at Phi.)
90t Jacquez Green, Redskins (9/16/02 at Was.)
88t Andre Coleman, Chargers (9/17/95 at Phi.)
88t George Grosvenor, Cardinals (11/8/36 at Chi.)
87t Ted Ginn Jr., Dolphins (11/18/07 at Phi.)
86t Johnny Roland, Cardinals (10/2/66 at Phi.)

Longest Fumble Return

74t Bull Karcis, Giants (10/16/38 at NYG)
69t DeMarcus Ware, Cowboys (10/8/06 at Phi.)
65t Willie Teal, Vikings (12/1/85 at Phi.)
64 Ray Edwards, Falcons (9/18/11 at Atl.)
63t Jim Ridlon, Cowboys (12/6/64 at Phi.)

Longest Return With Intercepted Lateral

93t Dick Poillon, Redskins (11/21/48 at Phi.)

SINGLE-SEASON TEAM RECORDS

SCORING

Most Points Scored
439 (2010, 16 games)
429 (2009, 16 games)
416 (2008, 16 games)
415 (2002, 16 games)
398 (2006, 16 games)

Fewest Scored
51 (1936, 12 games)
60 (1935, 11 games)
77 (1933, 9 games)

Most Allowed
409 (1967, 14 games)
393 (1973, 14 games)
388 (2005, 16 games)
381 (1963, 14 games)

Fewest Allowed
85 (1934, 11 games)
131 (1944, 10 games)
133 (1945, 10 games)

TOUCHDOWNS

Most Scored
50 (1948, 12 games)
49 (2010, 16 games)
49 (2006, 16 games)
49 (1953, 12 games)
48 (4x - last 1990)

Fewest Scored
6 (1936, 12 games)

Most Allowed
52 (1967, 14 games)
47 (1987, 15 games)
47 (1973, 14 games)
47 (1965, 14 games)
47 (1963, 14 games)

Fewest Allowed
10 (1934, 11 games)
17 (1950, 12 games)
17 (1949, 12 games)
18 (1945, 10 games)

Most by Rushing
25 (1949, 12 games)
25 (1945, 10 games)
23 (2003, 16 games)

Most by Passing
34 (1990, 16 games)
34 (1961, 14 games)
33 (1954, 12 games)
32 (2004, 16 games)

KICKING

Most Field Goals Made
33 (2008, 16 games)
32 (2010, 16 games)
32 (2009, 16 games)
30 (2002, 16 games)
30 (1984, 16 games)

Most PATs Made
50 (1948, 12 games)
48 (2006, 16 games)
48 (1980, 16 games)
47 (2010, 16 games)
47 (1949, 12 games)

RUSHING

Most Attempts
632 (1949, 12 games)
587 (1978, 16 games)
581 (1950, 12 games)

Most Yards Gained
2,607 (1949, 12 games)
2,556 (1990, 16 games)
2,509 (1981, 16 games)
2,456 (1978, 16 games)

PASSING

Most Attempts
620 (2005, 16 games)
606 (2008, 16 games)
606 (1984, 16 games)
587 (1997, 16 games)
581 (1988, 16 games)

Most Completions
362 (2008, 16 games)
350 (2007, 16 games)
348 (2010, 16 games)
337 (2005, 16 games)
336 (2004, 16 games)

Most Yards Gained (Gross)
4,380 (2009, 16 games)
4,309 (2006, 16 games)
4,215 (2010, 16 games)
4,208 (2004, 16 games)
4,060 (2008, 16 games)

TOTAL NET YARDS

Most Gained
6,230 (2010, 16 games)
6,103 (2006, 16 games)
5,729 (2007, 16 games)
5,726 (2009, 16 games)
5,700 (1990, 16 games)

FIRST DOWNS

Most First Downs
332 (1981, 16 games)
326 (1997, 16 games)
326 (1980, 16 games)
325 (1990, 16 games)

Most by Rushing
157 (1981, 16 games)
143 (1978, 16 games)
143 (1949, 12 games)
142 (1950, 12 games)

Most by Passing
204 (2008, 16 games)
203 (1997, 16 games)
196 (1996, 16 games)
189 (2010, 16 games)
189 (2006, 16 games)

Most by Penalty
41 (2003, 16 games)
34 (1988, 16 games)
32 (1998, 16 games)
30 (1989, 16 games)

FUMBLES

Most Opponents' Fumbles Recovered
27 (1987, 15 games)
26 (1989, 16 games)
25 (1971, 14 games)
22 (1991, 16 games)
22 (2002, 16 games)
22 (1954, 12 games)

INTERCEPTIONS

Most Thrown
36 (1936, 12 games)
34 (1933, 9 games)
31 (1963, 14 games)
31 (1962, 14 games)
31 (1953, 12 games)

Most Intercepted
33 (1944, 10 games)
32 (1988, 16 games)
31 (1950, 12 games)
30 (1960, 12 games)
30 (1989, 16 games)

PENALTIES

Most Penalties
138 (1994, 16 games)
134 (2005, 16 games)
129 (2010, 16 games)
124 (2004, 16 games)
120 (1990, 16 games)

Most Yards Penalized
1,130 (2005, 16 games)
1,107 (1994, 16 games)
1,101 (2010, 16 games)
983 (2006, 16 games)
981 (1990, 16 games)

QUARTERBACK SACKS

Most Sacks Made
62 (1989, 16 games)
60 (1984, 16 games)
57 (1987, 15 games)
56 (2002, 16 games)
55 (1992, 16 games)
55 (1991, 16 games)

Most Sacks Allowed
104 (1986, 16 games)
72 (1987, 15 games)
64 (1997, 16 games)
64 (1992, 16 games)
60 (1984, 16 games)

Fewest Sacks Allowed
22 (1981, 16 games)
23 (2008, 16 games)
23 (1970, 14 games)
26 (1971, 14 games)
26 (1968, 14 games)

Best Season, win percentage
1949 Won 11, Lost 1, Percentage .917

Best Season, win total
2004 13 wins, 3 losses

Worst Season
1936 Won 1, Lost 11, Percentage .083

Longest Winning Streak
9 (10/19/03 - 12/15/03)
9 (9/30/60 - 12/4/60)

Longest Winning Streak at Home
13 (12/14/47 - 12/11/49)

Longest Losing Streak at Home
8 (9/20/36 - 9/21/37)

Longest Winning Streak on Road
9 (10/19/03 - 10/24/04)
9 (11/12/00 - 12/16/01)

Longest Losing Streak on Road
12 (12/14/97 - 10/3/99)
12 (10/15/39 - 12/1/40)

Longest Losing Streak
14 (9/20/36 - 9/21/37)

Most Consecutive Wins - Start of Season
7 in 2004

Most Consecutive Wins - End of Season
8 in 1949 (Reg. Season)

Most Consecutive Losses - Start of Season
11 in 1968

Most Consecutive Losses - End of Season
11 in 1936

Total Shutouts by Eagles
35 last vs. NYG, 12/1/96

Most Shutouts in a Season
4 in 1934 and 1948

Most Consecutive Games Scored Points
120 (11/18/62 - 10/3/71)

Most Consecutive Games Scored Touchdown
92 (10/2/77 - 10/16/83)

Largest Comeback Victory
28-24 vs. Chicago Cardinals at Metropolitan Stadium, October 25, 1959 (came back from 24-0 deficit in 3rd qtr.)
28-24 vs. Washington Redskins at Griffith Stadium, October 27, 1946 (came back from 24-0 deficit at halftime)

Largest Comeback vs. Eagles
28-23 vs. Minnesota Vikings at Veterans Stadium, December 1, 1985 (came back from 23-0 deficit in 4th qtr.)

SINGLE-GAME TEAM RECORDS

SCORING

Most Scored
- 64 vs. Cincinnati Reds, 11/6/34
- 59 at Washington Redskins, 11/15/10
- 56 vs. Detroit Lions, 9/23/07
- 56 at Chicago Cardinals, 10/25/53
- 56 vs. Los Angeles Rams, 10/7/50

Most Allowed
- 62 at Giants, 11/26/72
- 56 at Cowboys, 10/9/66
- 56 at Giants, 10/15/33

Most, Both Teams
- 87 Eagles 59, Redskins 28, (at Was.) 11/15/10
- 87 Eagles 45, Redskins 42, (at Phil.) 9/28/47
- 86 Eagles, 44, Bengals 42, (at Phil.) 11/30/97

Fewest, Both Teams
- 0 Eagles 0, Brooklyn Dodgers 0, (at Phil.), 10/1/39

Most, Both Teams — One Quarter
- 47 Eagles 20, Cardinals 27, (at StL), 12/13/64

Most Scored in 1st Quarter
- 28 at Redskins, 11/15/2010
- 27 at Steelers, 12/12/1965
- 26 vs. Cincinnati Reds, 11/6/1934
- 24 at Falcons, 10/8/1967

Most Allowed in 1st Quarter
- 28 at Broncos, 10/4/1998
- 28 at Cowboys, 10/19/1969
- 24 at Bills, 12/2/1990
- 21 (six times) last at Jaguars, 10/12/1997

Most Scored Both Teams in 1st Quarter
- 35 at Saints, 12/23/2007, (E-21, NO-14)
- 35 at Cowboys, 10/19/1969, (E-7, C-28)
- 28 (four times) last at Redskins, 11/15/2010 (E-28, R-0)

Most Scored in 2nd Quarter
- 31 vs. Lions, 12/30/1995
- 28 vs. Panthers, 9/13/09
- 28 vs. Packers, 12/5/2004
- 28 at Cowboys, 11/15/2004
- 28 vs. Saints, 11/19/1967

Most Allowed in 2nd Quarter
- 28 vs. Bears, 10/4/1987
- 28 vs. St. Louis Cardinals, 10/18/1970
- 28 vs. Packers, 11/11/1962
- 28 at Bears, 10/17/1943

Most Total Both Teams in 2nd Quarter
- 47 at St. Louis Cardinals, 12/13/1964, (E-20, C-27)
- 42 at Cowboys, 11/15/2004, (E-28, D-14)
- 42 at Redskins, 11/27/1983, (E-21, W-21)
- 38 at St.Louis Cardinals, 12/16/1962, (E-21, C-17)

Most Scored in 1st Half
- 45 at Redskins, 11/15/2010
- 42 vs. Lions, 9/23/2007
- 38 vs. Lions, 12/30/1995
- 35 (three times) last vs. Packers, 12/5/2004

Most Allowed in 1st Half
- 42 at Cowboys, 10/19/1969
- 38 at Giants, 11/26/1972
- 35 (five times) last vs. Seahawks, 12/5/2005

Most Scored Both Teams 1st Half
- 63 vs. Lions, 9/23/2007, (E-42, D-21)
- 59 at Redskins, 11/15/2010, (E-45, R-14)
- 59 at St. Louis Cardinals, 12/16/1962, (E-28, C-31)
- 57 at St. Louis Cardinals, 12/13/1964, (E-27, C-30)
- 54 at Cowboys, 9/15/2008, (E-30, D-24)

Most Scored in 3rd Quarter
- 21 at Falcons, 9/18/11
- 21 vs. Redskins, 11/12/1990
- 21 vs. Patriots, 11/4/1973
- 21 at Redskins, 12/3/1967
- 21 vs. Chi. Cardinals (at Minneapolis), 10/25/1959
- 21 vs. NY Giants, 10/4/1959
- 21 vs. Redskins, 11/28/1954
- 21 vs. NY Bulldogs, 11/20/1949

Most Allowed in 3rd Quarter
- 28 vs. Redskins, 10/1/1955
- 23 at Giants, 10/21/1951

Most Scored Both Teams 3rd Quarter
- 42 vs. Redskins, 10/1/1955, (E-14, R-28)
- 35 at Redskins, 12/3/1967, (E-21, R-14)
- 34 at Redskins, 11/1/1942, (E-14, R-20)

Most Scored in 4th Quarter
- 28 at NY Giants, 12/19/2010
- 26 at Saints, 1/3/1993
- 24 vs. Baltimore Colts, 11/15/1953
- 23 at 49ers, 10/12/2008

Most Allowed in 4th Quarter
- 28 vs. 49ers, 9/24/1989
- 28 vs. Vikings, 12/1/1985
- 28 vs. Chicago Cardinals, 12/7/1947
- 28 vs. Bears, 11/30/1941

Most Scored Both Teams 4th Quarter
- 42 vs. Chicago Cardinals, 12/7/1947, (E-14, C-28)
- 38 vs. 49ers, 9/24/1989, (E-10, S-28)
- 37 at Arizona Cardinals, 11/24/1996, (E-17, A-20)
- 35 (four times) last at Giants, 12/19/2010 (E-28, G-7)

Most Scored in 2nd Half
- 35 at NY Giants, 12/19/2010
- 35 at St. Louis Cardinals, 11/8/1981
- 32 vs. Falcons, 10/1/2000
- 32 at Steelers, 11/4/1945
- 32 vs. Cincinnati Reds, 11/6/1934

Most Allowed in 2nd Half
- 49 vs. Bears, 11/30/1941
- 42 vs. Chicago Cardinals, 12/7/1947
- 34 at Oakland Raiders, 10/17/1971
- 31 (six times) last vs. New Orleans Saints, 9/20/09

Most Scored Both Teams 2nd Half
- 56 vs. Chicago Cardinals, 12/7/1947, (E-14, C-42)
- 52 vs. Redskins, 10/1/1955, (E-21, R-31)
- 50 vs. Lions, 12/30/1995, (E-20, D-30)
- 49 vs. Bears, 11/30/1941, (E-0, B-49)
- 49 vs. Redskins, 9/28/47, (E-21, R-28)
- 48 (three times) last vs. Bengals, 11/30/1997, (E-20, C-28)

Most Decisive Victory
- 64 Eagles 64, Cincinnati Reds 0, 11/6/34
- 45 (three times) last vs. Boston Yanks (E-45, Y-0), 11/14/48

Most Decisive Loss
- 56 Giants 56, Eagles 0, 10/15/33
- 52 Giants 62, Eagles 10, 11/26/72

SINGLE-GAME TEAM RECORDS

TOUCHDOWNS

Most Scored
10 vs. Cincinnati Reds, 11/6/34
8 at Redskins, 11/15/10
8 vs. Lions, 9/23/07
8 at Cardinals, 10/25/53
8 vs. Rams, 10/7/50

Most Allowed
8 (three times) last at Giants, 11/26/72

Most Scored by Rushing
5 at Cowboys, 10/22/61
5 vs. Redskins, 10/23/49
5 at Redskins, 10/17/48
5 vs. Boston Yanks, 12/9/45

Most Allowed by Rushing
6 Packers, 11/11/62

Most by Passing
7 at Redskins, 10/17/54

Most Allowed by Passing
5 (nine times) last vs. 49ers, 9/24/89

KICKING

Most Field Goals Made
6 at Oilers, 11/12/72
5 (three times) last at Cowboys, 11/18/01

Most Field Goals Allowed
5 (six times) last vs. Titans, 12/3/00

TOTAL YARDS

Most Yards Gained
592 at Redskins, 11/15/10 (332 passing, 260 rushing)
583 vs. 49ers, 9/18/05 (443 passing, 140 rushing)
582 at Browns, 11/7/65 (352 passing, 230 rushing)
575 vs. Redskins, 11/21/48 (199 passing, 376 rushing)
574 vs. Colts, 11/15/81 (339 passing, 235 rushing)

Fewest Yards Gained
23 at Lions, 9/20/35
54 vs. Packers, 11/11/62

Most Yards Allowed
652 at Cowboys, 10/9/66 (440 passing, 212 rushing)

Fewest Yards Allowed
29 vs. Brooklyn Dodgers, 12/3/44

FIRST DOWNS

Most, Total
34 vs. Colts, 11/15/81
33 vs. Vikings, 11/11/01
32 vs. Cardinals, 11/27/08; at Redskins, 9/17/89; at Chicago Cardinals, 10/25/53; and at Redskins, 12/2/51

Most Allowed, Total
37 vs. Packers, 11/11/62

Fewest Allowed, Total
1 at NY Bulldogs, 9/22/49; vs. Brooklyn Dodgers, 10/1/39; at Browns, 12/3/50
2 vs. Brooklyn Dodgers, 11/11/34

Most by Rushing
25 at Redskins, 12/2/51

Most Allowed by Rushing
21 vs. Packers, 11/11/62 and vs. Browns, 12/13/59

Fewest Allowed by Rushing
0 (7 times) last vs. Cardinals, 11/27/08

Most by Passing
24 at Redskins, 9/17/89
22 at Chargers, 11/15/09
22 at Chiefs, 10/2/05

Most Allowed by Passing
22 at Cardinals, 12/13/64
21 at Dolphins, 12/9/90 and at Patriots, 11/29/87

Fewest Allowed by Passing
0 (8 times) last at Browns, 12/3/50

Most by Penalty
8 at Bears, 11/3/02
8 vs. Lions, 12/2/79

Most Allowed by Penalty
6 (five times) last at Falcons, 12/6/09

RUSHING

Most Attempts
64 at Redskins, 12/2/51
64 at Baltimore Colts, 10/15/50
64 vs. Los Angeles Rams, 11/6/49
64 at Redskins, 11/28/43

Most Attempts Allowed
67 at Lions, 9/20/35

Most Yards Gained
376 vs. Redskins, 11/21/48

Fewest Yards Gained
-36 at Bears, 11/19/39
-23 vs. Lions, 11/17/40

Most Yards Allowed
370 at Lions, 9/20/35

Fewest Yards Allowed
-33 vs. Brooklyn Dodgers, 10/2/43
-26 at Boston Yanks, 12/8/46
10 vs. Boston Yanks, 10/22/44
13 vs. Brooklyn Tigers, 12/3/44
14 vs. Redskins, 9/28/47
21 vs. Chargers, 10/23/05; vs. Raiders, 9/25/05; at Bills, 9/28/03; at Oilers, 12/2/91

PASSING

Most Attempts
62 at Bears, 10/2/89
61 vs. Titans, 11/19/06
60 at Redskins, 12/1/40

Fewest Attempts
3 vs. Steelers, 12/1/46

Most Attempts Allowed
63 at 49ers, 11/25/02
56 at Vikings, 12/3/78
55 vs. Rams, 10/7/50

Fewest Attempts Allowed
0 at Browns, 12/3/50
1 at NY Bulldogs, 9/22/49; at Cardinals, 11/8/36

Most Completions
35 at Chargers, 11/15/09
35 vs. Chargers, 10/23/05
34 at Redskins, 9/17/89
33 (four times) last at Chiefs 10/2/05

SINGLE-GAME TEAM RECORDS

Fewest Completions
0 at Redskins, 10/18/36
Most Completions Allowed
37 vs. Vikings, 9/20/04
36 at 49ers, 11/25/02
34 at Patriots, 11/25/07
34 at Patriots, 11/29/87
Fewest Completions Allowed
0 at Browns, 12/3/50
0 vs. NY Bulldogs, 9/22/49
0 at Chicago Cardinals, 11/8/36
0 vs. Brooklyn Dodgers, 11/29/36
0 vs. Cincinnati Reds, 11/6/34
Most Yards Gained (gross)
486 vs. Giants, 11/8/53
464 vs. Packers, 12/5/04
Fewest Yards Gained (gross)
0 at Boston Redskins, 10/18/36
Most Yards Allowed (gross)
447 at Cowboys, 10/9/66
446 vs. Lions, 9/23/07
Fewest Yards Allowed (gross)
0 at Browns, 12/3/50, at NY Bulldogs, 9/22/49, at Cardinals, 11/8/36, and vs. Cincinnati Reds, 11/6/34

PENALTIES

Most Penalties
19 vs. Oilers, 10/2/88
16 at Seahawks, 12/13/92
16 at Giants, 12/3/89
Fewest Penalties
0 many times; last vs. Cowboys, 12/28/08
Most Penalties by Opponent
22 vs. Bears, 11/26/44
Fewest Penalties by Opponent
0 many times; last at Jets, 10/14/07
Most Yards Penalized
191 at Seahawks, 12/13/92
171 vs. Saints, 11/23/03
Fewest Yards Penalized
0 many times; last vs. Cowboys, 12/28/08
Most Yards Opponent Penalized
170 vs. Bears, 11/26/44
Fewest Yards Opponent Penalized
0 many times; last at Jets, 10/14/07
Most Penalties, Both Teams
31 Eagles 19, Houston Oilers 12 (at Phil.), 10/2/88
28 Eagles 13, St. Louis Rams 15 (at StL), 12/18/05
Fewest Penalties, Both Teams
1 Eagles 1, Brooklyn Dodgers 0 (at Phil.), 10/1/39
1 Eagles 1, Chicago Cardinals 0 (at Chi.), 11/10/35
1 Eagles 1, Brooklyn Dodgers 0 (at Phil.), 11/11/34
Most Yards Penalized, Both Teams
272 Eagles 171, Saints 101 (at Phil.), 11/23/03
262 Eagles 157, Chicago Cardinals 105 (at Chi.), 11/30/52
Fewest Yards Penalized, Both Teams
5 Eagles 5, Pittsburgh Steelers 0 (at Phil.), 10/24/65
5 Eagles 5, Brooklyn Dodgers 0 (at Phil.), 10/1/39
5 Eagles 5, Chicago Cardinals 0 (at Chi.), 11/10/35
5 Eagles 5, Brooklyn Dodgers 0 (at Phil.), 11/11/34

FUMBLES

Most Committed
10 vs. Giants, 10/9/43
Most Lost
6 at Redskins, 11/6/55
6 at Boston Yanks, 12/8/46
6 vs. Steelers, 10/7/34
Most Committed by Opponent
8 Packers (at Phil.), 12/1/74
7 (six times) last by Giants (at NY), 12/28/02
Most Fumbles Lost by Opponent
6 Giants (at NY), 11/17/68
6 NY Bulldogs (at Phil.), 11/20/49
5 (six times) last by Oilers (at Hou.), 12/2/91

INTERCEPTIONS

Most Thrown
7 vs. Cowboys, 9/26/71
7 at Boston Redskins, 11/3/35
6 (six times) last vs. Cardinals, 10/21/56
Most Intercepted
9 at Steelers, 12/12/65
8 at Cardinals, 9/24/50
7 at Redskins, 12/21/75

TOTAL TURNOVERS

Most Committed
9 at Bears, 10/12/47
Most Forced by Defense
12 at Steelers, 12/12/65 (9 INTs, 3 fumble rec.)
12 at Cardinals, 9/24/50 (8 INTs, 4 fumble rec.)

PUNTS

Most Punts
15 at Giants, 12/6/87
12 vs. Giants, 12/12/54. at Packers, 11/2/52. vs. Redskins, 10/4/42
Fewest Punts
0 (four times) last vs. Colts, 11/15/81

PUNT RETURNS

Most Punt Returns
12 at Browns, 12/3/50
Most Punt Returns by Opponent
9 (five times) last at Cardinals, 12/24/05
Most Yards Punt Returns
148 at Boston Yanks, 12/8/46
Most Yards Punt Returns Allowed
147 vs. Cardinals, 10/2/66

SINGLE-GAME TEAM RECORDS

KICKOFF RETURNS

Most Kickoff Returns
9 at Giants, 11/26/72
9 at Giants, 11/10/46

Most Kickoff Returns Allowed
9 (six times) last vs. Cardinals, 11/27/08

Most Yards Kickoff Returns
261 vs. Cowboys, 11/6/66
253 at Cardinals, 11/24/96
235 vs. Cardinals, 9/19/65

Most Yards Kickoff Returns by Opponent
256 at Browns, 11/7/65

SACKS

Most Sacks Made
11 at Cowboys, 9/15/91
10 vs. Lions, 9/23/07
9 vs. Steelers, 9/21/08
9 at Falcons, 12/16/84

Most Sacks Allowed
12 at Giants, 9/30/07
11 vs. Bears, 10/4/87
11 at Raiders, 11/30/86
11 vs. Lions, 11/16/86
11 at Cardinals, 12/18/83

ALL-TIME TEAM HIGHS AND LOWS

EAGLES HIGHS			CATEGORY	EAGLES LOWS		
64	vs. Cin.	11/6/34	POINTS	0	last at Dal.	1/3/10
10	vs. Cin.	11/6/34	TOUCHDOWNS	0	last at Dal.	1/3/10
5	(4x) last at Dal.	10/22/61	RUSHING TDS	0	last at NYG	11/20/11
7	at Was.	10/17/54	PASSING TDS	0	last vs. Arz.	11/13/11
7	(2x) last at Hou.	11/12/72	FIELD GOALS ATTEMPTED	0	last at Jac.	9/26/10
6	at Hou.	11/12/72	FIELD GOALS MADE	0	last vs. Min.	12/28/10
34	vs. Bal.	11/15/81	TOTAL FIRST DOWNS	2	(5x) last vs. Was	10/24/37
25	at Was.	12/2/51	RUSHING FIRST DOWNS	0	(7x) last at Dal.	10/9/05
24	at Was.	9/17/89	PASSING FIRST DOWNS	0	(2x) last vs. NYG	10/5/57
592	at Was.	11/15/10	TOTAL NET YARDS	23	at Det.	9/20/35
64	(3x) last at Was.	12/2/51	RUSHING ATTEMPTS	9	(4x) last at Dal.	10/9/05
376	vs. Was.	11/21/48	NET YARDS RUSHING	-36	at Chi.	11/19/39
460	vs. NYG	11/8/53	NET YARDS PASSING	-13	vs. NYG	12/11/77
12	at NYG	9/30/07	QB SACKS ALLOWED	0	last at Atl.	9/18/11
486	vs. NYG	11/8/53	GROSS YARDS PASSING	0	at Boston Redskins	10/18/36
62	at Chi	10/2/89	PASS ATTEMPTS	3	vs. Pit.	12/1/46
35	(2x) last at SD	11/15/09	PASS COMPLETIONS	0	at Bos.	10/18/36
7	(2x) last vs. Dal.	9/26/71	INTERCEPTIONS THROWN	0	last vs. Dal	10/30/11
9	at Chi.	10/12/47	TOTAL TURNOVERS	0	last vs. Dal	10/30/11
10	vs. NYG	10/9/43	FUMBLES BY	0	last at NYG	11/20/11
6	(3x) last at Was.	11/6/55	FUMBLES LOST	0	last at NYG	11/20/11
15	at NYG	12/6/87	PUNTS	0	last vs. Bal.	11/15/81
60.0	(2x) last at Min.	10/28/62	PUNTING AVERAGE	0.0	last vs. Bal.	11/15/81
19	vs. Hou.	10/2/88	PENALTIES	0	(16x) last vs. Dal.	12/28/08
191	at Sea.	12/13/92	YARDS PENALIZED	0	(16x) last vs. Dal.	12/28/08

OPPONENTS HIGHS			CATEGORY	OPPONENTS LOWS		
62	at NYG	11/26/72	POINTS	0	last vs. NYG	12/1/96
8	(3x) last at NYG	11/26/72	TOUCHDOWNS	0	last at Jac.	9/26/10
6	vs. GB	11/11/62	RUSHING TDS	0	last at NYG	11/20/11
5	(9x) last vs. SF	9/24/89	PASSING TDS	0	last at Was.	10/16/11
7	at NO	11/30/69	FIELD GOALS ATTEMPTED	0	last vs. Dal	10/30/11
5	(6x) last vs. Ten.	12/3/00	FIELD GOALS MADE	0	last vs. Arz.	11/13/11
37	vs. GB	11/11/62	TOTAL FIRST DOWNS	1	(3x) last at Cle	12/3/50
21	(2x) last vs. GB	11/11/62	RUSHING FIRST DOWNS	0	(6x) last vs. Arz.	11/27/08
22	at StL	12/13/64	PASSING FIRST DOWNS	0	(8x) last at Cle.	12/3/50
652	at Dal.	10/9/66	TOTAL NET YARDS	29	vs. Brooklyn	12/3/44
67	at Det.	9/20/35	RUSHING ATTEMPTS	10	(2x) last vs. Arz.	11/27/08
370	at Det.	9/20/35	NET YARDS RUSHING	-33	vs. Brooklyn	10/2/43
440	at Dal.	10/9/66	NET YARDS PASSING		NA	
11	at Dal.	9/15/91	QB SACKS ALLOWED	0	last vs. Chi.	11/7/11
447	at Dal.	10/9/66	GROSS YARDS PASSING	0	(4x) last at Cle.	12/3/50
63	at SF	11/25/02	PASS ATTEMPTS	0	at Cle.	12/3/50
37	vs. Min.	9/20/04	PASS COMPLETIONS	0	(5x) last at Cle.	12/3/50
9	at Pit.	12/12/65	INTERCEPTIONS THROWN	0	last vs. Chi.	11/7/11
12	(2x) last at Pit.	12/12/65	TOTAL TURNOVERS	0	last vs. NYG	9/25/11
8	vs. GB	12/1/74	FUMBLES BY	0	last vs. Arz.	11/13/11
6	(2x) last at NYG	11/17/68	FUMBLES LOST	0	last vs. Arz.	11/13/11
15	at Was.	11/5/39	PUNTS	0	last at Pit.	11/7/04
69.0	at Was.	12/27/03	PUNTING AVERAGE		NA	
22	vs. Chi.	11/26/44	PENALTIES	0	(11x) last at NYJ	10/14/07
170	vs. Chi.	11/26/44	YARDS PENALIZED	0	(11x) last at NYJ	10/14/07

PHILADELPHIA 31, ST. LOUIS 13

Sunday, September 11, 2011 | Edward Jones Dome

As the entire country reflected on the 10th anniversary of 9/11, the Eagles began their 2011 season with a resounding 31-13 win over the Rams at the Edward Jones Dome in downtown St. Louis. After a moving pregame ceremony which included the playing of "Taps" in the stadium, it was the Rams that got the home crowd on their feet early. After forcing the Eagles to punt on their first possession, Rams RB Steven Jackson diced through the Eagles defense on their first play from scrimmage for a 47-yard TD run. But the Eagles responded on their ensuing possession, driving 80 yards to a touchdown on just 8 plays. Michael Vick connected with DeSean Jackson on a 41-yard strike and then later teamed with LeSean McCoy on a 7-yard TD to tie the game at 7-7. Later in the first quarter, the Rams drove into Eagles territory poised to regain the lead, but it was the Eagles who posted the points. Rams QB Sam Bradford stumbled on a handoff attempt and fumbled. Philadelphia defensive end Juqua Parker scooped up the loose ball, stiff-armed fellow defender Moise Fokou (who Parker thought was a Ram) and rumbled 56 yards for his 2nd career TD. The Rams, who lost their premier running back Jackson in the first quarter due to a quad strain, managed to cut into the Eagles lead with a field goal by Josh Brown early in the 2nd quarter. However, the Eagles responded with a field goal of their own as rookie Alex Henery nailed a 34 yarder with just nine seconds remaining in the half. St. Louis began the 2nd half with a drive into Eagles territory but Brown misfired on a 47-yard field goal attempt. On the ensuing possession, Vick came up with a dazzling 6-yard throw on the run to Jackson in the back of the end zone that pushed Philadelphia into a commanding 24-10 lead. The Rams would not quit, though, as their next drive found them first and goal at the Philadelphia one-yard line after a pass interference call in the end zone on Nnamdi Asomugha. But the Rams had to settle for a field goal after a feisty Eagles defense held their ground. Midway through the fourth quarter, the Eagles turned to McCoy and the run game as he broke runs of 11 and 17 yards before hitting a home run with a 49-yard jaunt into the end zone to seal the win.

Notes: Jackson's 100-yard receiving day was the 12th of his career. His first came against the Rams on opening day of his rookie year in 2008 ... The Eagles and Rams played on opening day for the third time in the last 11 years ... Parker's first NFL TD came against San Francisco in 2008 after he intercepted 49ers QB J.T. O'Sullivan and returned it 55 yards for a score ... Eagles WR Jeremy Maclin played in his hometown of St. Louis for the first time in his NFL career ... The Rams lost starting QB Sam Bradford, RB Steven Jackson, WR Danny Amendola, and RT Jason Smith to injury during the course of the game ... The Eagles converted 8 of 13 third down opportunities, while the Rams were just 2 of 12 ... After a solid, 8-year career with the Eagles, Rams S Quintin Mikell made his St. Louis debut vs. his former team ... Vick, who made his first start on opening day since Sept. 10, 2006 as a member of the Falcons, ended up with 97 yards rushing after three kneel downs at the end of the game negated a 100-yard performance.

	1st	2nd	3rd	4th		Pts
Philadelphia	14	3	7	7	-	31
St. Louis	7	3	3	0	-	13

StL - S.Jackson, 47 run (Brown) (1-47, 0:08)
Phila - L.McCoy, 7 pass from Vick (Henery) (8-80, 3:01)
Phila - J.Parker, 56 fumble return (Henery)
StL - J.Brown, 49 FG (11-42, 3:57)
Phila - A.Henery, 34 FG (14-49, 3:35)
Phila - D.Jackson, 6 pass from Vick (Henery) (7-63, 3:33)
StL - J.Brown, 23 FG (10-74, 4:32)
Phila - L.McCoy, 49 run (Henery) (5-85, 2:00)

TEAM STATISTICS	PHILA	STL
First Downs	27	21
Net Yards Gained	403	335
Rushes/Yards	32/236	26/154
Net Yards Passing	167	181
Att/Comp/INT	32/14/0	36/19/0
Sacked/Yards Lost	3/20	5/28
Punts/Average	3/36.3	4/42.3
Fumbles/Lost	1/1	2/1
Penalties/Yards	8/91	9/60
Time of Possession	30:14	29:46
3rd Down Efficiency	8/13	2/12

RUSHING: EAGLES - L.McCoy 15-122-1TD, M.Vick 11-97, D.Lewis 2-10, R.Brown 4-7 ... **RAMS -** C.Williams 19-91, S.Jackson 2-56-1TD, B.Miller 1-12, J.Norwood 3-10, S.Bradford 1-(-15).

RECEIVING: EAGLES - D.Jackson 6-102-1TD, J.Avant 3-40, L.McCoy 2-15-1TD, J.Maclin 1-20, B.Celek 1-13, D.Lewis 1-(-3) ... **RAMS -** C.Williams 6-49, D.Amendola 5-45, B.Gibson 3-50, B.Bajema 2-21, G.Salas 1-21, L.Kendricks 1-18, M.Sims-Walker 1-5.

PASSING: EAGLES - M.Vick 32-14-187-0-2TDs ... **RAMS -** S.Bradford (starter) 30-17-188-0-0TDs, A.Feeley 6-2-21-0-0TDs.

INTs: EAGLES - None ... **RAMS -** None.

SACKS: EAGLES - J.Babin 2.0, T.Cole 1.0, C.Jenkins 1.0, D.Tapp 1.0 ... **RAMS -** J.King 1.0, C.Long 1.0, Q.Mikell 1.0.

EAGLES TURNOVER RATIO: Even (1 fumble, 0 INTs/1 fumble, 0 INTs)

FIELD GOALS: EAGLES - A.Henery (34G) ... **RAMS -** J.Brown (49G, 47NG, 23G)

Weather: Indoors
Wind: None
Playing surface: Artificial Turf
Time: 3:15

DE Juqua Parker picked up a Sam Bradford fumble caused by teammate Darryl Tapp and returned it 56 yards for his second career touchdown

ATLANTA 35, PHILADELPHIA 31

Sunday, September 18, 2011 | Georgia Dome

With five lead changes, a plethora of shifts in momentum and 66 points up on the Georgia Dome scoreboard, the Eagles and Falcons played an instant classic on Sunday Night Football with the home team winning, 35-31. The storyline heading into the contest was the return of Michael Vick to Atlanta in the role of a starter for the first time since 2006. But after throwing for 242 yards and 2 touchdowns against his former team, Vick was knocked out of the game late in the 3rd quarter after suffering a concussion. At that point, the Eagles led the game by 24-21 and placed their fate into the hands of 2nd-year signal caller Mike Kafka, who was making his NFL debut. Kafka calmly led the Eagles into the end zone (a 2-yard TD run by LeSean McCoy) in his first series of action as they held a 31-21 advantage heading into the 4th quarter. But the Falcons scored on back-to-back 80-yard touchdown drives to build a 35-31 lead with just under five minutes remaining. Staked at their nine-yard line on their ensuing drive, Kafka marched the Eagles deep into Falcons territory only to have his 4th-and-4 pass go off the hands of Jeremy Maclin for an incompletion. Kafka had one last Hail Mary attempt after a Falcons punt, but it was not successful. Exton, PA, native Matt Ryan staked the Falcons to a 7-0 lead in the first quarter with a two-yard strike to Roddy White in the back of the end zone. The Eagles responded in the 2nd quarter with a Maclin touchdown catch (5 yards) and a 22-yard field goal by Alex Henery. Philadelphia was poised to tack on more points near the end of the first half, but Vick was forced to fumble prior to a handoff deep in Falcons territory on a first and goal play. Ray Edwards of Atlanta returned the ball deep into Eagles territory and Ryan connected with TE Tony Gonzalez to give the home squad a 14-10 advantage at halftime. Atlanta upped their lead to 21-10 in the 3rd quarter as Ryan and Gonzalez scorched the Eagles with a 17-yard pass play that resulted from a Vick interception by Kelvin Hayden. Vick and his offensive mates settled down after the turnover and scored touchdowns on three of their next four possessions to build a 31-21 lead.

Notes: Vick played in his 100th regular season game ... Maclin recorded career highs in receptions (13), yards (171) and TDs (2). It was his 5th multi-TD outing and his reception total was the 3rd highest in team history ... Eagles CB Asante Samuel intercepted Ryan in the 3rd quarter and has an interception in all three of his games against the Atlanta signal caller ... In his NFL debut in relief of Vick, Kafka completed 7 of 9 passes for 72 yards and a 100.0 QB rating.

WR Jeremy Maclin notched the fifth multi-touchdown game of his career and posted career highs in receptions (13) and yards (171).

	1st	2nd	3rd	4th		Pts
Philadelphia	0	10	21	0	-	31
Atlanta	7	7	7	14	-	35

Atl - R.White, 2 pass from Ryan (Bryant) (7-38, 3:58)
Phila - J.Maclin, 5 pass from Vick (Henery) (12-84, 6:50)
Phila - A.Henery, 22 FG (7-41, 2:51)
Atl - T.Gonzalez, 4 pass from Ryan (Bryant) (4-24, 1:13)
Atl - T.Gonzalez, 17 pass from Ryan (Bryant) (2-49, 0:56)
Phila - J.Maclin, 36 pass from Vick (Henery) (4-70, 1:56)
Phila - L.McCoy, 8 run (Henery) (4-22, 1:54)
Phila - L.McCoy, 2 run (Henery) (5-20, 2:05)
Atl - O.Mughelli, 1 pass from Ryan (Bryant) (12-80, 6:14)
Atl - M.Turner, 3 run (Bryant) (7-80, 3:24)

TEAM STATISTICS	PHILA	ATL
First Downs	27	20
Net Yards Gained	447	318
Rushes/Yards	30/133	29/138
Net Yards Passing	314	195
Att/Comp/INT	37/26/1	28/17/2
Sacked/Yards Lost	0/0	4/15
Punts/Average	4/44.8	7/35.6
Fumbles/Lost	3/2	0/0
Penalties/Yards	4/20	7/57
Time of Possession	30:03	29:57
3rd Down Efficiency	5/11	6/13

RUSHING: EAGLES - L.McCoy 18-95-2TDs, M.Vick 6-25, R.Brown 3-10, M.Kafka 1-2, J.Maclin 1-1, D.Jackson 1-0 ... **FALCONS -** M.Turner 21-114-1TD, J.Rodgers 3-17, M.Ryan 4-6, O.Mughelli 1-1.

RECEIVING: EAGLES - J.Maclin 13-171-2TDs, B.Celek 4-43, L.McCoy 4-21, S.Smith 2-29, D.Jackson 2-21, J.Avant 1-29 ... **FALCONS -** T.Gonzalez 7-83-2TDs, R.White 3-23-1TD, J.Jones 2-29, H.Douglas 2-19, M.Turner 1-32, J.Snelling 1-8, O.Mughelli 1-1-1TD.

PASSING: EAGLES - M.Vick (starter) 28-19-242-1-2TDs, M.Kafka 9-7-72-0-0TDs ... **FALCONS -** M.Ryan 28-17-195-2-4TDs.

INTs: EAGLES - A.Samuel 1-14, N.Asomugha 1-6 ... **FALCONS -** K.Hayden 1-2.

SACKS: EAGLES - C.Jenkins 2.0, J.Babin 1.0, T.Cole 1.0 ... **FALCONS -** None.

EAGLES TURNOVER RATIO: -1 (2 fumbles, 1 INT/0 fumbles, 2 INTs)

FIELD GOALS: EAGLES - A.Henery (22G, 63N) ... **FALCONS -** None.

Weather: Indoors
Wind: None
Playing surface: Field Turf
Time: 3:16

NY GIANTS 29, PHILADELPHIA 16

Sunday, September 25, 2011 | Lincoln Financial Field

The New York Giants burned the Eagles on a plethora of big plays from QB Eli Manning en route to a 29-16 victory in Philadelphia's home opener at Lincoln Financial Field. In addition to losing the game, the Eagles lost their starting signal caller Michael Vick to a broken right hand. Manning struck with two long touchdown passes in the first quarter – a 40-yarder to Brandon Jacobs and a 74-yarder to WR Victor Cruz. The Eagles clawed their way back into the lead over the next two quarters with 16 consecutive points, but left many other points on the board. First, they settled for a 21-yard field goal by Alex Henery in the 2nd quarter after being set up first and goal at the three-yard line. Philadelphia did score a touchdown on their next possession as RB LeSean McCoy juked his way into the end zone from 11 yards out with 2 minutes remaining. The Giants punted the ball back after a three-and-out and gave the Eagles another chance to score. After a reception by Jeremy Maclin to the 22-yard line with 39 seconds left, Philadelphia stalled with two straight false starts and settled for a 38-yard field goal as time expired. Late in the 3rd quarter, the Eagles drove deep inside Giants territory once again and were set up with a first-and-goal situation at the Giants two-yard line. However, three straight rushing attempts were stuffed by the Giants as they settled for a 21-yard field goal by Henery that gave the home team a 16-14 lead. After a three-and-out by the Giants, Philadelphia regained possession at their own 27 and drove to the Giants 43-yard line with 11:43 remaining. There, they faced a fourth-and-one and handed off to LeSean McCoy who was dragged down for a three-yard loss by Giants LB Michael Boley. From there, the Giants took advantage of that drastic momentum change and scored on a 28-yard TD catch by Cruz and an 18-yard catch and run by RB Ahmad Bradshaw to give New York its first win over their divisional rivals since 2008.

Notes: McCoy rushed a career-high 24 times for 128 yards and a touchdown ... Eagles defensive linemen Cullen Jenkins, Trent Cole and Jason Babin each recorded a sack of Eli Manning and became the first trio of Eagles defenders to post at least one sack in each of the first three games of the season ... The Eagles outgained the Giants in total yards (376-334), first downs (25-14) and time of possession (36:51-23:09)

LeSean McCoy's 24 carries were a career high, as he ran for 128 yards and one score. It was his third straight game with a rushing touchdown.

	1st	2nd	3rd	4th		Pts
NY Giants	14	0	0	15	-	29
Philadelphia	0	13	3	0	-	16

NYG - B.Jacobs, 40 pass from Manning (Tynes) (6-73, 2:43)
NYG - V.Cruz, 74 pass from Manning (Tynes) (3-82, 1:26)
Phila - A.Henery, 21 FG (15-77, 8:02)
Phila - L.McCoy, 11 run (Henery) (7-71, 3:21)
Phila - A.Henery, 38 FG (5-26, 1:12)
Phila - A.Henery, 21 FG (14-88, 8:52)
NYG - V.Cruz, 28 pass from Manning (Jacobs run) (7-54, 3:30)
NYG - A.Bradshaw, 18 pass from Manning (Tynes) (10-56, 4:28)

TEAM STATISTICS	NYG	PHILA
First Downs	14	25
Net Yards Gained	334	376
Rushes/Yards	25/102	40/177
Net Yards Passing	232	199
Att/Comp/INT	23/16/0	30/20/3
Sacked/Yards Lost	3/22	2/12
Punts/Average	4/41.0	2/45.0
Fumbles/Lost	0/0	3/0
Penalties/Yards	4/21	7/36
Time of Possession	23:09	36:51
3rd Down Efficiency	5/12	7/15

RUSHING: EAGLES - L.McCoy 24-128-1TD, M.Vick 7-31, O.Schmitt 4-6, R.Brown 3-6, D.Jackson 1-3, D.Lewis 1-3 ... **GIANTS -** A.Bradshaw 15-86, B.Jacobs 7-19, E.Manning 3-(-3).

RECEIVING: EAGLES - J.Maclin 5-69, J.Avant 4-33, L.McCoy 3-13, D.Jackson 2-30, S.Smith 2-27, B.Celek 2-9, C.Harbor 1-17, O.Schmitt 1-13 ... **GIANTS -** A.Bradshaw 5-53-1TD, V.Cruz 3-110-2TDs, H.Nicks 3-25, B.Jacobs 2-42-1TD, J.Ballard 1-15, B.Stokley 1-7, T.Beckum 1-2.

PASSING: EAGLES - M.Vick (starter) 23-16-176-1-0TDs, M.Kafka 7-4-35-2-0TDs ... **GIANTS -** E.Manning 23-16-254-0-4TDs.

INTs: EAGLES - None ... **GIANTS -** A.Ross 2-19, K.Phillips 1-13.

SACKS: EAGLES - J.Babin 1.0, T.Cole 1.0, C.Jenkins 1.0 ... **GIANTS -** J.Pierre-Paul 2.0.

EAGLES TURNOVER RATIO: -3 (0 fumbles, 3 INTs/0 fumbles, 0 INTs)

FIELD GOALS: EAGLES - A.Henery (21G, 38G, 21G) ... **GIANTS -** None.

Weather: 76 degrees, Cloudy
Wind: NNE 5 mph
Playing surface: Grass
Time: 2:59

SAN FRANCISCO 24, PHILADELPHIA 23

Sunday, October 2, 2011 | Lincoln Financial Field

For the third straight game, the Philadelphia Eagles squandered a 4th quarter lead and lost as they dropped a 24-23 decision to the visiting San Francisco 49ers. The Eagles built a 23-3 lead early in the 3rd quarter, but saw the 49ers embark on three long touchdown drives of 80, 77 and 77 yards to take the lead with 3 minutes remaining in the 4th quarter. With one last opportunity to take the lead, Philadelphia WR Jeremy Maclin fumbled the ball inside the 49ers 35-yard line to end the game. The Eagles took a 7-0 lead late in the first quarter on a 16-yard TD pass from Michael Vick to TE Clay Harbor. Vick neatly eluded two potential defenders in the backfield before firing to Harbor in the back corner of the end zone. The teams traded field goals early in the 2nd quarter and the Eagles looked to increase their lead with a first-and-goal situation at the 4-yard line, but Ronnie Brown fumbled away a chance to score as he unsuccessfully tried to throw on a RB option play. The Eagles rebounded with a 32-yard field goal by Alex Henery just after the 2-minute warning and scored again after a sack and forced fumble by Jason Babin. Vick connected with RB LeSean McCoy on a shovel pass from five yards out to give the Eagles a 20-3 lead at half. The 2nd half began on a bad note for the 49ers as Eagles reserve OT King Dunlap blocked a 45-yard field goal attempt by former Eagle David Akers. Henery gave the Eagles a 20-point lead after a 33-yard field goal split the uprights. San Francisco stormed right back with consecutive TD drives: a 4-play, 80-yard drive capped by a 30-yard TD catch by WR Josh Morgan and a 5-play, 77-yard jaunt that ended with a 9-yard TD grab by TE Vernon Davis. Holding a 23-17 lead early in the 4th quarter, Henery misfired on a 39-yard field goal attempt. After a punt by the 49ers, the Eagles drove deep into SF territory, but Henery missed another field goal attempt (33 yards) to give the 49ers life with 6:28 to play. An 8-play, 77-yard drive ended with a 12-yard, game-winning TD run by Frank Gore with 3:00 left on the clock.

Notes: Akers, the Eagles all-time leading scorer, made his first return to Philadelphia after signing with San Francisco this past offseason ... Babin became the first Eagle to record 3-or-more sacks in a game since Trent Cole notched 3.5 vs. Detroit on September 23, 2007 ... Vick tallied career highs in passing yards (416) and completions (30) as he became the first player in NFL history to throw for 400 yards and run for 75 yards in the same game ... The Eagles dropped their first game to the 49ers since 2003 (a span of five games) ... Dunlap's blocked field goal was the first by an Eagle since Antonio Dixon did so in 2009 at Chicago.

DE Jason Babin had a career high three sacks and a forced fumble of 49ers QB Alex Smith. It was the 8th multi-sack game of his career.

	1st	2nd	3rd	4th		Pts
San Francisco	0	3	14	7	-	24
Philadelphia	7	13	3	0	-	23

Phila - C.Harbor, 16 pass from Vick (Henery) (6-76, 3:28)
SF - D.Akers, 37 FG (9-57, 4:46)
Phila - A.Henery, 32 FG (6-66, 2:14)
Phila - A.Henery, 32 FG (10-56, 4:08)
Phila - L.McCoy, 5 pass from Vick (Henery) (5-23, 0:54)
Phila - A.Henery, 33 FG (5-25, 2:14)
SF - J.Morgan, 30 pass from Smith (Akers) (4-80, 2:10)
SF - V.Davis, 9 pass from Smith (Akers) (5-77, 2:32)
SF - F.Gore, 12 run (Akers) (8-77, 3:28)

TEAM STATISTICS	SF	PHILA
First Downs	22	23
Net Yards Gained	442	513
Rushes/Yards	25/164	20/108
Net Yards Passing	278	405
Att/Comp/INT	33/21/0	46/30/1
Sacked/Yards Lost	3/13	2/11
Punts/Average	4/49.5	2/43.5
Fumbles/Lost	2/1	2/2
Penalties/Yards	5/40	5/55
Time of Possession	28:52	31:08
3rd Down Efficiency	5/12	5/13

RUSHING: EAGLES - M.Vick 8-75, L.McCoy 9-18, R.Brown 3-15 ... **49ERS -** F.Gore 15-127-1TD, K.Hunter 9-38, A.Smith 1-(-1).

RECEIVING: EAGLES - J.Maclin 7-74, D.Jackson 6-171, J.Avant 6-69, L.McCoy 6-34-1TD, C.Harbor 3-55-1TD, O.Schmitt 1-11, B.Celek 1-2 ... **49ERS -** M.Crabtree 5-68, V.Davis 4-45-1TD, J.Morgan 3-65-1TD, D.Walker 3-20, K.Hunter 2-62, F.Gore 2-12, B.Miller 1-15, K.Williams 1-4.

PASSING: EAGLES - M.Vick 46-30-416-1-2TDs ... **49ERS -** A.Smith 33-21-291-0-2TDs.

INTs: EAGLES - None ... **49ERS -** C.Rogers 1-27.

SACKS: EAGLES - J.Babin 3.0 ... **49ERS -** A.Smith 1.5, R.McDonald 0.5

EAGLES TURNOVER RATIO: -2 (2 fumbles, 1 INT/1 fumbles, 0 INTs)

FIELD GOALS: EAGLES - A.Henery (32G, 32G, 33G, 39N, 33N) ... **49ERS -** D.Akers (44N, 37G, 45B).

Weather: 54 degrees, Cloudy
Wind: SSE 20 mph
Playing surface: Grass
Time: 3:24

BUFFALO 31, PHILADELPHIA 24

Sunday, October 9, 2011 | Ralph Wilson Stadium

The Eagles were plagued by five turnovers in a 31-24 defeat at the hands of the Buffalo Bills in Orchard Park, NY. Although all five giveaways were costly, none was highlighted more than a play in the final minutes of the game when Michael Vick seemed to complete a pass to Jason Avant on a potential game-tying drive. However the ball was ripped out of his hands and into the arms of LB Nick Barnett at the Bills 26-yard line. Barnett was credited with an interception, his 2nd of the game, and the play ended a furious comeback attempt by the Eagles. Buffalo opened the scoring in the first quarter as they took advantage of an interception by Reggie Corner on a tipped pass by DL Alex Carrington. Fred Jackson scored on a 5-yard TD scamper. Philadelphia tied the score early in the 2nd quarter as Vick found WR Jeremy Maclin all alone in the end zone from two yards out. The Bills promptly responded with a 7 play, 77-yard TD drive that was fueled by a 49-yard screen pass to Jackson on a 3rd-down play. On the very next play from scrimmage, Barnett picked off Vick and raced 31 yards for a TD that gave the home team a 21-7 advantage. Trailing by two touchdowns late in the half, the Eagles were in field goal range at the Bills 26-yard line with eight seconds to go and opted for one last pass in the end zone. But the play and Vick's throw out of the end zone consumed all of the remaining seconds. Buffalo pounced on the Eagles at the start of the 3rd quarter with a 10-play, 80-yard drive that resulted in a five-yard TD dive by Wildcat QB Brad Smith. Vick and the Eagles quickly responded on the next drive as the quarterback raced 53 yards on a scramble to set up LeSean McCoy's 10-yard TD run to make the score, 28-14. After a Bills punt on their ensuing drive that pinned the Eagles back at their own two-yard line, two mistakes hurt the team. First, McCoy dropped a screen pass that seemingly would have gained significant yardage. On the next play, Vick found Avant on a 35-yard pass completion, but Avant lost the football and Jarius Byrd recovered the ball for Buffalo. Buffalo upped their lead to 31-14 after that play with a 25-yard field goal by Rian Lindell as the third quarter was nearly complete. Vick and the Eagles would not quit as big plays by Avant (17-yard catch) and McCoy (32-yard run) set up Vick's 31-yard TD pass to DeSean Jackson who took a screen pass and raced into the end zone to give the Eagles life. After another punt by Buffalo, the Eagles drove to the Bills 8-yard line, but two consecutive penalties by the Eagles offensive line forced a field goal by Alex Henery (35 yards) that pulled them within a touchdown. Vick took control after another Buffalo punt and methodically drove the Eagles on the strength of six straight completions to the 29-yard line with 2:00 to play before the game-clinching interception by Barnett.

Notes: Vick's 53-yard scramble – the 2nd longest of his career – moved him past former Eagle Randall Cunningham (4,928) to become the NFL's all-time leader in rushing yards among quarterbacks ... Vick's touchdown pass to Maclin in the 2nd quarter was the 100th of his NFL career ... McCoy became the first Eagle ever to record a touchdown in each of the first five games of the season ... Danny Watkins, Philadelphia's first round draft choice in 2011, made his first NFL start at right guard ... Eagles LB Jamar Chaney corralled his first career interception.

	1st	2nd	3rd	4th		Pts
Philadelphia	0	7	7	10	-	24
Buffalo	7	14	10	0	-	31

Buf - F.Jackson, 5 run (Lindell) (7-54, 3:40)
Phila - J.Maclin, 2 pass from Vick (Henery) (8-65, 3:48)
Buf - D.Nelson, 6 pass from Fitzpatrick (Lindell) (7-77, 3:25)
Buf - N.Barnett, 31 interception return (Lindell)
Buf - B.Smith, 5 run (Lindell) (10-80, 5:49)
Phila - L.McCoy, 10 run (Henery) (5-80, 1:54)
Buf - R.Lindell, 25 FG (7-30, 3:44)
Phila - D.Jackson, 31 pass from Vick (Henery) (4-80, 1:24)
Phila - A.Henery, 35 FG (7-39, 4:03)

TEAM STATISTICS	PHILA	BUF
First Downs	24	21
Net Yards Gained	489	331
Rushes/Yards	20/174	35/143
Net Yards Passing	315	188
Att/Comp/INT	40/26/4	27/21/1
Sacked/Yards Lost	0/0	1/5
Punts/Average	2/36.0	5/50.2
Fumbles/Lost	1/1	0/0
Penalties/Yards	5/46	4/40
Time of Possession	26:22	33:38
3rd Down Efficiency	2/9	6/14

RUSHING: EAGLES - M.Vick 6-90, L.McCoy 11-80-1TD, D.Lewis 2-8, D.Jackson 1-(-4) ... **BILLS -** F.Jackson 26-111-1TD, C.Spiller 2-13, B.Smith 4-12-1TD, R.Fitzpatrick 3-7.

RECEIVING: EAGLES - J.Avant 9-139, J.Maclin 6-54-1TD, D.Jackson 5-86-1TD, L.McCoy 4-27, B.Celek 1-6, C.Harbor 1-3 ... **BILLS -** F.Jackson 6-85, N.Roosevelt 5-41, S.Johnson 4-29, D.Jones 2-25, C.Spiller 2-3, D.Nelson 1-6-1TD, S.Chandler 1-4.

PASSING: EAGLES - M.Vick 40-26-315-4-2TDs ... **BILLS -** R.Fitzpatrick 27-21-193-1-1TD.

INTs: EAGLES - J.Chaney 1-10 ... **BILLS -** N.Barnett 2-47-1TD, R.Corner 1-4, G.Wilson 1-1.

SACKS: EAGLES - C.Jenkins 1.0 ... **BILLS -** None.

EAGLES TURNOVER RATIO: -4 (1 fumble, 4 INTs/0 fumbles, 1 INT)

FIELD GOALS: EAGLES - A.Henery (35G) ... **BILLS -** R.Lindell (25G)

Weather: 74 degrees, Sunny
Wind: WSW 6 mph
Playing surface: Turf
Time: 3:10

Michael Vick surpassed Randall Cunningham (4,928) for the most rushing yards in NFL history among QBs.

PHILADELPHIA 20, WASHINGTON 13

Sunday, October 16, 2011 | FedEx Field

The Eagles snapped a four-game losing streak with an impressive defensive performance against the Washington Redskins at FedEx Field. In fact, Philadelphia won for the 10th time in their last 12 visits to the nation's capital with a 20-13 triumph over the NFC East-leading Washington Redskins. Rex Grossman was intercepted four times and was eventually replaced by John Beck as the Eagles made a 20-0 first-half lead hold up. The Eagles scored on their 2nd possession of the first quarter with an 82-yard touchdown drive that was set up by an interception by Kurt Coleman deep in Eagles territory. Later, Michael Vick tossed a 7-yard TD pass to TE Brent Celek. After a Redskins punt, Philadelphia scored on the 2nd play of the 2nd quarter as RB LeSean McCoy scampered home from one-yard out to give the Eagles a two-TD advantage. Philadelphia upped their lead to 17-0 after a 28-yard field goal by Alex Henery and looked for more after safety Nate Allen picked off Grossman on the ensuing play from scrimmage. But a drive deep in Redskins territory stalled as the Eagles settled for a 24-yard field goal by Henery to push the Eagles lead to 20-0. The Redskins ended the scoring in the first half with a 50-yard field goal by Graham Gano. Washington capitalized on a 45-yard flea flicker to Jabar Gaffney on the first play of the 2nd half to set up another field goal by Gano. Each team traded two interceptions apiece in the 3rd quarter (two by the Eagles' Coleman) as the score remained 20-6 until late in the 4th quarter when Beck scored on a 2-yard QB draw with 2:44 remaining. But McCoy gained 20 crucial yards on the ground in the final minutes to seal the Eagles victory.

Notes: Coleman's three-interception performance was the 11th in the history of the Eagles and the first since Joe Scarpati had three vs. the Giants on October 23, 1966. He was named NFC defensive player of the week for his efforts ... The last the time Eagles had both starting safeties each record an INT in the same game was on November 27, 2008 (Brian Dawkins and Quintin Mikell) ... McCoy became the first Eagle to score a touchdown in six straight games since Ricky Watters in 1995 ... The last time Philadelphia had 4+ interceptions in one game occurred on September 13, 2009 at Carolina ... The Eagles defense allowed just 42 yards rushing (3.0 avg.).

Kurt Coleman recorded three interceptions of QB Rex Grossman. It was the first three-INT performance by an Eagle since Joe Scarpati in 1966.

	1st	2nd	3rd	4th		Pts
Philadelphia	7	13	0	0	-	20
Washington	0	3	3	7	-	13

Phila - B.Celek, 7 pass from Vick (Henery) (11-82, 5:12)
Phila - L.McCoy, 1 run (Henery) (10-72, 5:40)
Phila - A.Henery, 28 FG (10-69, 4:58)
Phila - A.Henery, 24 FG (8-41, 4:13)
Was - G.Gano, 50 FG (9-38, 1:57)
Was - G.Gano, 26 FG (5-52, 2:20)
Was - J.Beck, 2 run (Gano) (10-80, 3:40)

TEAM STATISTICS	PHILA	WAS
First Downs	22	17
Net Yards Gained	422	287
Rushes/Yards	38/192	14/42
Net Yards Passing	230	245
Att/Comp/INT	32/18/2	37/17/4
Sacked/Yards Lost	2/7	2/15
Punts/Average	3/43.7	4/42.5
Fumbles/Lost	0/0	2/0
Penalties/Yards	8/60	9/75
Time of Possession	38:08	21:52
3rd Down Efficiency	6/16	1/10

RUSHING: EAGLES - L.McCoy 28-126-1TD, M.Vick 7-54, D.Lewis 2-10, V.Young 1-2 ... **REDSKINS -** R.Torain 10-22, J.Beck 2-14-1TD, R.Helu 2-6.

RECEIVING: EAGLES - J.Maclin 5-101, B.Celek 4-42-1TD, D.Jackson 3-46, J.Avant 3-28, L.McCoy 2-13, S.Smith 1-7 ... **REDSKINS -** F.Davis 6-95, D.Stallworth 3-30, J.Gaffney 2-55, S.Moss 2-38, R.Helu 2-11, T.Austin 1-32, C.Cooley 1-(-1).

PASSING: EAGLES - M.Vick (starter) 31-18-237-1-1TD, V.Young 1-0-0-1-0TDs ... **REDSKINS -** R.Grossman (starter) 22-9-143-4-0TDs, J.Beck 15-8-117-0-0TDs.

INTs: EAGLES - K.Coleman 3-24, N.Allen 1-13 ... **REDSKINS -** D.Hall 1-5, O.Atogwe 1-0.

SACKS: EAGLES - M.Patterson 1.0, D.Tapp 1.0 ... **REDSKINS -** B.Cofield 1.0, O.Atogwe 0.5, K.Golston

EAGLES TURNOVER RATIO: +2 (0 fumbles, 2 INTs/0 fumbles, 4 INTs)

FIELD GOALS: EAGLES - A.Henery (28G, 24G) ... **REDSKINS -** G.Gano (50G, 26G)

Weather: 68 degrees, Sunny
Wind: WSW 7 mph
Playing surface: Grass
Time: 3:03

PHILADELPHIA 34, DALLAS 7

Sunday, October 30, 2011 | Lincoln Financial Field

On a night when the Eagles honored two of their franchise's greatest defensive contributors in former defensive coordinator Jim Johnson and All-Pro cornerback Eric Allen, the current crop of Eagles defenders turned in one of their most memorable performances of the year in a 34-7 victory over the visiting Dallas Cowboys on Sunday Night Football. The high-powered Cowboys offense was held scoreless for the first three quarters of the game as they did not make a trip inside the Eagles 20-yard line until the final moments of the game. On the flip side, the Eagles high-octane offense was paced by a career-night by RB LeSean McCoy, who set personal bests with 30 carries for 185 rushing yards to go along with two rushing touchdowns. Michael Vick completed 75% of his passes for 279 yards, 2 TDs and a 129.9 QB rating. Philadelphia scored on their first six possessions of the game, including a touchdown on their first three. Along the way they registered scoring drives of 79, 90, 67, 83, 68, and 58 yards as they chewed up 42:09 of clock time to go along with 31 total first downs. Vick connected with Jeremy Maclin on a 12-yard scoring pass on the game's opening possession. McCoy scored on a 2-yard TD run late in the first quarter to give the Eagles a commanding lead. They scored 10 points in the 2nd stanza, including a 9-yard receiving touchdown by Brent Celek and took a 24-0 lead into halftime. They upped their lead to 27-0 on a 26-yard field goal by Alex Henery in the 3rd quarter and made it 34-0 in the 4th quarter on a 13-yard TD scamper by McCoy. The only blemish on the Eagles blanketing defensive performance was a 70-yard TD completion from Tony Romo to WR Laurent Robinson in the 4th quarter.

Notes: Allen and Johnson were inducted in the team's honor roll in a halftime ceremony. Johnson was represented by his wife, Vicki, and a slew of family members ... The Eagles improved to a perfect 13-0 in games after the bye week under head coach Andy Reid ... McCoy was named NFC offensive player of the week as he set a career high with his 8th rushing TD of the year after just the team's 7th game. He became the 4th player in NFL history to post two 140-plus yard games against the Cowboys, joining Jim Brown, Walter Payton and John Riggins ... The Eagles compiled 239 rushing yards (115 in the first quarter) against a Cowboys defense that came into the game allowing a league-low 69.7 yards per game. It was the highest rushing total against the Cowboys since Baltimore's 265 on 12/20/08 ... the Eagles offense held the ball for 42:09, which was their largest total since 12/13/92 at Seattle (46:47).

LeSean McCoy set career highs in carries (30) and yards (185), scoring two touchdowns. His 185 yards were the sixth-highest total in team history.

	1st	2nd	3rd	4th		Pts
Dallas	0	0	0	7	-	7
Philadelphia	14	10	3	7	-	34

Phila - J.Maclin, 12 pass from Vick (Henery) (8-79, 4:19)
Phila - L.McCoy, 2 run (Henery) (7-90, 4:31)
Phila - B.Celek, 9 pass from Vick (Henery) (11-67, 6:00)
Phila - A.Henery, 23 FG (13-83, 6:08)
Phila - A.Henery, 26 FG (13-68, 6:28)
Phila - L.McCoy, 13 run (Henery) (9-58, 6:42)
Dal - L.Robinson, 70 pass from Romo (Bailey) (2-76, 0:37)

TEAM STATISTICS	DAL	PHILA
First Downs	12	31
Net Yards Gained	267	495
Rushes/Yards	10/85	38/239
Net Yards Passing	182	256
Att/Comp/INT	35/18/1	28/21/0
Sacked/Yards Lost	4/21	4/23
Punts/Average	5/39.0	2/46.0
Fumbles/Lost	0/0	2/0
Penalties/Yards	3/20	6/33
Time of Possession	17:51	42:09
3rd Down Efficiency	3/10	7/12

RUSHING: EAGLES - L.McCoy 30-185-2TDs, M.Vick 7-50, R.Brown 1-4 ... **COWBOYS -** D.Murray 8-74, T.Romo 1-9, P.Tanner 1-2.

RECEIVING: EAGLES - B.Celek 7-94-1TD, J.Avant 5-74, J.Maclin 3-54-1TD, D.Jackson 3-31, L.McCoy 2-15, C.Harbor 1-11 ... **COWBOYS -** L.Robinson 5-103-1TD, J.Witten 4-28, D.Bryant 3-28, M.Austin 3-27, P.Tanner 2-19, D.Murray 1-(-2).

PASSING: EAGLES - M.Vick 28-21-279-0-2TDs ... **COWBOYS -** T.Romo 35-18-203-1-1TD.

INTs: EAGLES - N.Asomugha 1-0 ... **COWBOYS -** None.

SACKS: EAGLES - J.Babin 2.0, T.Cole 1.0, T.Laws 1.0 ... **COWBOYS -** D.Ware 4.0

EAGLES TURNOVER RATIO: +1 (0 fumbles, 0 INTs/0 fumbles, 1 INT)

FIELD GOALS: EAGLES - A.Henery (23G, 26G) ... **COWBOYS -** None.

Weather: 42 degrees, Clear
Wind: WNW 5 mph
Playing surface: Grass
Time: 3:01

CHICAGO 30, PHILADELPHIA 24

Monday, November 7, 2011 | Lincoln Financial Field

The visiting Bears scored the game's final 13 points as they held on for a 30-24 victory over the Eagles on Monday night football. Chicago also scored the first 10 points of the contest as they took the opening kickoff and marched 79 yards on 12 plays to score on a 5-yard touchdown pass from QB Jay Cutler to TE Matt Spaeth. The score remained 7-0 in favor of Chicago until midway through the 2nd quarter when Bears K Robbie Gould bombed a 51-yard field goal through the uprights. The Eagles responded with a long field goal of their own with a 47 yarder by Alex Henery with 2:04 remaining in the half. On the Bears next possession, RB Matt Forte caught a pass in the flat, but was stripped by the Eagles Brian Rolle. The rookie linebacker scooped up the loose ball and raced 22 yards for his first career touchdown that gave the Eagles and their crowd a big jolt, tying the game at 10-10. However, the Bears turned the momentum back in their favor after Philadelphia punt returner DeSean Jackson fumbled deep inside his own territory. Marion Barber plunged into the end zone from 2 yards out to give Chicago a 17-10 lead heading into the intermission. Undaunted, the Eagles scored on the first possession of the 3rd quarter with an impressive 15-play, 80-yard jaunt that was capped off by a 4-yard TD run by RB Ronnie Brown – his first touchdown as an Eagle. After another fumble by Forte on the Bears next possession, McCoy slipped through the Bears front seven and scored on a 33-yard TD run to give the Eagles their first lead of the game at 24-17. Chicago then scored on a 38-yard field goal by Gould and trailed by four points heading into the final quarter. Cutler connected with WR Earl Bennett on a 5-yard scoring play early in the 4th quarter to give the Bears the lead for good at 27-24. Philadelphia marched into Chicago territory on the ensuing possession, but faced a 4th-and-6 situation at the Bears 42-yard line. Then, punter Chas Henry short-hopped a throw to a wide open Colt Anderson on a fake punt attempt. The visitors capitalized on the mistake and settled for a 22-yard field goal with 3:58 to play in the 4th quarter. Trailing by six points, the Eagles started their next drive with good field position thanks to 32-yard kickoff return by Dion Lewis to the 37-yard line. Michael Vick and the Eagles drove to the Bears 39-yard line, but Vick's 4th-down pass to Jeremy Maclin ended up one yard short of a first down.

Notes: McCoy's touchdown tied a franchise record as he scored in his 8th consecutive game, tying Steve Van Buren, who accomplished that feat during the 1947 campaign ... Andy Reid coached in his 200th NFL regular season game, becoming the 31st head coach to do so and just the 13th to do it with one franchise ... Rolle's TD was the first fumble recovery for a TD by an Eagles rookie since DT Kevin Johnson scored vs. St. Louis on October 29, 1995.

LB Brian Rolle forced a fumble of Bears RB Matt Forte, recovered the loose ball and scampered 22 yards for his first career touchdown.

	1st	2nd	3rd	4th		Pts
Chicago	7	10	3	10	-	30
Philadelphia	0	10	14	0	-	24

Chi - M.Spaeth, 5 pass from Cutler (Gould) (12-79, 5:42)
Chi - R.Gould, 51 FG (7-19, 4:09)
Phila - A.Henery, 47 FG (11-53, 5:23)
Phila - B.Rolle, 22 fumble return (Henery)
Chi - M.Barber, 2 run (Gould) (3-9, 0:13)
Phila - R.Brown, 4 run (Henery) (15-80, 6:42)
Phila - L.McCoy, 33 run (Henery) (2-41, 0:52)
Chi - R.Gould, 38 FG (10-74, 5:31)
Chi - E.Bennett, 5 pass from Cutler (Gould) (5-51, 2:21)
Chi - R.Gould, 22 FG (11-54, 5:27)

TEAM STATISTICS	CHI	PHILA
First Downs	22	20
Net Yards Gained	372	330
Rushes/Yards	34/164	23/119
Net Yards Passing	208	211
Att/Comp/INT	32/18/0	39/21/1
Sacked/Yards Lost	0/0	1/2
Punts/Average	3/34.3	2/35.5
Fumbles/Lost	3/2	1/1
Penalties/Yards	6/53	6/44
Time of Possession	33:27	26:33
3rd Down Efficiency	7/14	8/14

RUSHING: EAGLES - L.McCoy 16-71-1TD, M.Vick 5-34, D.Jackson 1-10, R.Brown 1-4-1TD ... **BEARS -** M.Forte 24-133, M.Barber 9-31-1TD, J.Cutler 1-0.

RECEIVING: EAGLES - B.Celek 7-60, L.McCoy 5-46, J.Maclin 4-63, J.Avant 2-20, D.Jackson 2-16, C.Harbor 1-8 ... **BEARS -** E.Bennett 5-95-1TD, R.Williams 3-46, M.Forte 3-17, M.Spaeth 2-13-1TD, J.Knox 1-14, D.Hester 1-12, M.Barber 1-8, T.Clutts 1-4, K.Davis 1-(-1).

PASSING: EAGLES - M.Vick (starter) 38-21-213-1-0TDs, C.Henry 1-0-0-0-0TDs ... **BEARS -** J.Cutler 32-18-208-0-2TDs.

INTs: EAGLES - None ... **BEARS -** M.Wright 1-36.

SACKS: EAGLES - None ... **BEARS -** J.Peppers 1.0.

EAGLES TURNOVER RATIO: Even (1 fumble, 1 INT/2 fumbles, 0 INTs)

FIELD GOALS: EAGLES - A.Henery (47G) ... **BEARS -** R.Gould (51G, 38G, 22G)

Weather: 51 degrees, Clear
Wind: W2W 2 mph
Playing surface: Grass
Time: 3:13

ARIZONA 21, PHILADELPHIA 17

Sunday, November 13, 2011 | Lincoln Financial Field

The Eagles dropped their 2nd consecutive game at home as they surrendered a fourth quarter lead to the Arizona Cardinals. The Eagles built a 14-7 lead at halftime on a 20-yard interception return by Asante Samuel in the 2nd quarter and a 1-yard TD plunge by LeSean McCoy in the final seconds of the half. The Eagles first half lead was aided by two missed field goals by Cardinals K Jay Feely (35 and 43 yards). The score remained 14-7 until early in the 4th quarter when Arizona embarked on a 89-yard scoring drive that was capped off by a 7-yard TD reception by Larry Fitzgerald from Cards back-up QB John Skelton. That drive was helped along by an untimely offsides penalty call on CB Nnamdi Asomugha on a play in which the Eagles would have forced a punt. With the score tied at 14, the Cards took possession in their own territory, but Asomugha made up for his penalty with a crucial interception of Skelton. The Eagles settled for a 36-yard field goal by Alex Henery after the Asomugha theft as they led 17-14 with just over 5 minutes remaining. The Cards, however, drove 87 yards on 11 plays, including a highlight film, 37-yard catch by Fitzgerald on a 3rd-and-10 play to the Eagles one-yard line. Three plays later, Skelton connected with WR Early Doucet on a 5-yard play to give Arizona a 21-17 advantage with 1:53 left in the 4th quarter. The Eagles ensuing drive ended with a interception by A.J. Jefferson on a long passing attempt intended for Steve Smith.

Notes: McCoy's touchdown set a franchise record as he scored in his 9th consecutive game, moving ahead of Steve Van Buren, who scored in 8 consecutive games during the 1947 campaign ... He became one of just four players since 1960 to score in each of the first nine games of a season, joining Lenny Moore (1964), O.J. Simpson (1975) and George Rogers (1986) ... Samuel's TD was the 9th of his career, including playoffs ... King Dunlap made his first-ever start at guard. At 6-9, Dunlap joined Jonathan Ogden (Ravens, 1996) and Ben Jefferson (Browns, 1990) as the tallest players ever to start at guard in the NFL, according to Stats Inc. ... Dominique Rodgers-Cromartie and Jamar Chaney each recorded the first sack of their respective careers.

RB LeSean McCoy set a franchise record by scoring a touchdown in his ninth consecutive game.

	1st	2nd	3rd	4th		Pts
Arizona	0	7	0	14	-	21
Philadelphia	0	14	0	3	-	17

Phila - A.Samuel, 20 interception return (Henery)
Ari - L.Fitzgerald, 10 pass from Skelton (Feely) (10-84, 4:47)
Phila - L.McCoy, 1 run (Henery) (10-70, 4:31)
Ari - L.Fitzgerald, 7 pass from Skelton (Feely) (8-89, 4:00)
Phila - A.Henery, 36 FG (4-8, 1:53)
Ari - E.Doucet, 5 pass from Skelton (Feely) (11-87, 3:13)

TEAM STATISTICS	ARI	PHILA
First Downs	23	15
Net Yards Gained	370	289
Rushes/Yards	29/88	24/166
Net Yards Passing	282	123
Att/Comp/INT	40/21/2	34/16/2
Sacked/Yards Lost	4/33	2/5
Punts/Average	6/46.3	8/42.8
Fumbles/Lost	0/0	1/0
Penalties/Yards	7/66	11/97
Time of Possession	31:42	28:18
3rd Down Efficiency	6/16	3/15

RUSHING: EAGLES - L.McCoy 14-81-1TD, M.Vick 8-79, R.Brown 1-4, D.Lewis 1-2 ... **CARDINALS -** C.Wells 23-62, J.Skelton 4-15, A.Roberts 1-12, L.Stephens-Howling 1-(-1).

RECEIVING: EAGLES - S.Smith 5-47, B.Celek 4-53, L.McCoy 3-12, J.Maclin 2-6, O.Schmitt 1-8, J.Avant 1-2 ... **CARDINALS -** L.Fitzgerald 7-146-2TDs, A.Roberts 4-55, J.King 4-26, L.Stephens-Howling 2-39, E.Doucet 2-24-1TD, C.Taylor 1-17, C.Stuckey 1-8.

PASSING: EAGLES - M.Vick 34-16-128-2-0TDs ... **CARDINALS -** J.Skelton 40-21-315-2-3TDs.

INTs: EAGLES - A.Samuel 1-20, N.Asomugha 1-4 ... **CARDINALS -** C.Campbell 1-0, A.Jefferson 1-0.

SACKS: EAGLES - J.Chaney 1.0, T.Cole 1.0, D.Landri 1.0, D.Rodgers-Cromartie 1.0 ... **CARDINALS -** P.Lenon 1.0, D.Washington 1.0.

EAGLES TURNOVER RATIO: Even (0 fumbles, 2 INTs/0 fumbles, 2 INTs)

FIELD GOALS: EAGLES - A.Henery (36G) ... **CARDINALS -** J.Feely (35N, 43N)

Weather: 60 degrees, Cloudy
Wind: SSW 15 mph
Playing surface: Grass
Time: 3:21

PHILADELPHIA 17, NY GIANTS 10

Sunday, November 20, 2011 | MetLife Stadium

Playing without starting quarterback Michael Vick (broken ribs) and leading receiver Jeremy Maclin (shoulder, hamstring), the Eagles gutted out a 17-10 victory at MetLife Stadium over the New York Giants. Vince Young, starting for the first time as an Eagle, engineered a game-winning, 18-play, 80-yard drive that last nearly 9 minutes to break a 10-10 tie late in the 4th quarter. Young and the Eagles converted six 3rd-down chances during the drive, including an 8-yard scoring strike to WR Riley Cooper with 2:45 remaining in the contest. Holding a 7 point lead, the Eagles saw the Giants drive deep into their own territory after a 47-yard catch-and-run by WR Victor Cruz set the home squad up at the 21-yard line with plenty of time remaining. But on the next play, Eli Manning was sacked and forced to fumble on a hard hit by DE Jason Babin. The ball was recovered by DT Derek Landri to seal the victory. After a scoreless first quarter that featured six punts and two interceptions, the Eagles jumped on the board early in the 2nd stanza as Alex Henery connected on a 33-yard field goal. That score was set up by a 32-yard catch by DeSean Jackson and a 13-yard run by LeSean McCoy. With under two minutes remaining in the half, Jackson set up another score as he returned a punt 51 yards to the 14-yard line of the Giants. One play later, Young connected with former Giants WR Steve Smith on a crossing route that resulted in a touchdown and a 10-0 lead for the Eagles. New York responded with a long drive at the end of the half and scored on a 48-yard field goal by Lawrence Tynes as time expired. The scored remained 10-3 until early in the 4th quarter when Manning connected on a 47-yard pass play to WR Hakeem Nicks and a 24-yard touchdown pass to Cruz.

Notes: Young upped his career record as a starter to 3-0 vs. the NY Giants ... Smith's TD was his first as an Eagle ... McCoy's 60-yard run late in the 4th quarter was the 2nd-longest run of his career ... The Giants were held to just 29 rushing yards on 17 carries (1.7 average).

Riley Cooper's 8-yd. go-ahead TD catch late in the 4th quarter capped off an 18-play, 80-yd. drive that chewed up nearly 9 minutes of clock time.

	1st	2nd	3rd	4th		Pts
Philadelphia	0	10	0	7	-	17
NY Giants	0	3	0	7	-	10

Phila - A.Henery, 33 FG (9-56, 3:29)
Phila - S.Smith, 14 pass from Young (Henery) (1-14, 0:08)
NYG - L.Tynes, 48 FG (8-50, 1:22)
NYG - V.Cruz, 24 pass from Manning (Tynes) (5-73, 1:41)
Phila - R.Cooper, 8 pass from Young (Henery) (18-80, 8:51)

TEAM STATISTICS	PHILA	NYG
First Downs	17	12
Net Yards Gained	391	278
Rushes/Yards	33/136	17/29
Net Yards Passing	255	249
Att/Comp/INT	36/23/3	35/18/1
Sacked/Yards Lost	1/3	3/15
Punts/Average	6/43.5	9/51.4
Fumbles/Lost	0/0	1/1
Penalties/Yards	5/30	5/39
Time of Possession	36:18	23:42
3rd Down Efficiency	9/17	5/14

RUSHING: EAGLES - L.McCoy 23-113, C.Hall 2-11, R.Brown 1-6, V.Young 6-5, D.Lewis 1-1 ... **GIANTS -** B.Jacobs 12-21, D.Scott 2-11, D.Ware 3-(-3).

RECEIVING: EAGLES - D.Jackson 6-88, B.Celek 6-60, R.Cooper 5-75-1TD, L.McCoy 3-2, S.Smith 1-14-1TD, J.Avant 1-13, C.Harbor 1-6 ... **GIANTS -** V.Cruz 6-128-1TD, H.Nicks 3-69, B.Jacobs 3-11, D.Ware 2-17, J.Ballard 1-13, R.Barden 1-13, D.Scott 1-9, M.Manningham 1-4.

PASSING: EAGLES - V.Young 36-23-258-3-2TDs ... **GIANTS -** E.Manning 35-18-264-1-1TD.

INTs: EAGLES - J.Chaney 1-14 ... **GIANTS -** K.Phillips 1-6, P.Amukamara 1-0, A.Ross 1-0.

SACKS: EAGLES - J.Babin 1.0, C.Jenkins 0.5, J.Parker 0.5, M.Patterson 0.5, D.Tapp 0.5 ... **GIANTS -** J.Pierre-Paul 1.0.

EAGLES TURNOVER RATIO: -1 (0 fumbles, 3 INTs/1 fumble, 1 INT)

FIELD GOALS: EAGLES - A.Henery (33G) ... **GIANTS -** L.Tynes (48G)

Weather: 58 degrees, Partly Cloudy
Wind: SW 10 mph
Playing surface: FieldTurf
Time: 2:58

2011 NFL STANDINGS AND SCHEDULE

NFC EAST	W	L	T	Div	Conf	Wk 1	Wk 2	Wk 3	Wk 4	Wk 5	Wk 6	Wk 7	Wk 8	Wk 9	Wk 10	Wk 11	Wk 12	Wk 13	Wk 14	Wk 15	Wk 16	Wk 17
Dallas	6	4	0	2-1	5-2	at NYJ	**at SF**	**WAS**	DET	(BYE)	at NE	**STL**	at Phi	**SEA**	**BUF**	**at Was**	MIA	at Arz	NYG	at TB	PHI	at NYG
NY Giants	6	4	0	1-2	3-4	at Was	**STL**	**at Phi**	**at Arz**	SEA	**BUF**	(BYE)	**MIA**	**at NE**	at SF	PHI	at NO	GB	at Dal	WAS	at NYJ	DAL
Philadelphia	4	6	0	3-1	4-5	**at Stl**	at Atl	NYG	SF	at Buf	**at Was**	(BYE)	**DAL**	CHI	ARZ	**at NYG**	NE	at Sea	at Mia	NYJ	at Dal	WAS
Washington	3	7	0	1-3	3-5	**NYG**	**ARZ**	at Dal	**at Stl**	(BYE)	PHI	at Car	at Buf	SF	at Mia	DAL	at Sea	NYJ	NE	at NYG	MIN	at Phi
NFC NORTH	**W**	**L**	**T**	**Div**	**Conf**																	
Green Bay	10	0	0	3-0	8-0	**NO**	**at Car**	**at Chi**	**DEN**	**at Atl**	**STL**	**at Min**	(BYE)	**at SD**	**MIN**	**TB**	at Det	at NYG	OAK	at KC	CHI	DET
Detroit	7	3	0	2-1	5-3	**at TB**	**KC**	**at Min**	**at Dal**	**CHI**	SF	ATL	**at Den**	(BYE)	at Chi	**CAR**	GB	at NO	MIN	at Oak	SD	at GB
Chicago	7	3	0	2-2	6-3	**ATL**	at NO	GB	**CAR**	at Det	**MIN**	**at TB**	(BYE)	**at Phi**	**DET**	**SD**	at Oak	KC	at Den	SEA	at GB	at Min
Minnesota	2	8	0	0-4	2-5	at SD	TB	DET	at KC	**ARZ**	at Chi	GB	**at Car**	(BYE)	at GB	OAK	at Atl	DEN	at Det	NO	at Was	CHI
NFC SOUTH	**W**	**L**	**T**	**Div**	**Conf**																	
New Orleans	7	3	0	3-1	4-3	at GB	**CHI**	**HOU**	**at Jax**	**at Car**	at TB	**IND**	at Stl	**TB**	**at Atl**	(BYE)	NYG	DET	at Ten	at Min	ATL	CAR
Atlanta	6	4	0	1-2	4-4	at Chi	**PHI**	at TB	**at Sea**	GB	**CAR**	**at Det**	(BYE)	**at Ind**	NO	**TEN**	MIN	at Hou	at Car	JAX	at NO	TB
Tampa Bay	4	6	0	2-1	3-5	DET	**at Min**	**ATL**	**IND**	at SF	**NO**	CHI	(BYE)	at NO	HOU	at GB	at Ten	CAR	at Jax	DAL	at Car	at Atl
Carolina	2	8	0	0-2	1-7	at Arz	GB	**JAX**	at Chi	NO	at Atl	**WAS**	MIN	(BYE)	TEN	at Det	at Ind	at TB	ATL	at Hou	TB	at NO
NFC WEST	**W**	**L**	**T**	**Div**	**Conf**																	
San Francisco	9	1	0	2-0	7-1	**SEA**	DAL	**at Cin**	**at Phi**	**TB**	**at Det**	(BYE)	**CLE**	**at Was**	**NYG**	**ARZ**	at Bal	STL	at Arz	PIT	at Sea	at Stl
Seattle	4	6	0	2-1	3-3	at SF	at Pit	**ARZ**	ATL	**at NYG**	(BYE)	at Cle	CIN	at Dal	**BAL**	**at Stl**	WAS	PHI	STL	at Chi	SF	at Arz
Arizona	3	7	0	1-2	3-5	**CAR**	at Was	at Sea	NYG	at Min	(BYE)	PIT	at Bal	**STL**	**at Phi**	at SF	at Stl	DAL	SF	CLE	at Cin	SEA
St. Louis	2	8	0	0-2	1-7	PHI	at NYG	BAL	WAS	(BYE)	at GB	at Dal	**NO**	at Arz	**at Cle**	SEA	ARZ	at SF	at Sea	CIN	at Pit	SF

AFC EAST	W	L	T	Div	Conf	Wk 1	Wk 2	Wk 3	Wk 4	Wk 5	Wk 6	Wk 7	Wk 8	Wk 9	Wk 10	Wk 11	Wk 12	Wk 13	Wk 14	Wk 15	Wk 16	Wk 17
New England	7	3	0	3-1	6-2	**at Mia**	**SD**	at Buf	**at Oak**	**NYJ**	**DAL**	(BYE)	at Pit	NYG	**at NYJ**	**KC**	at Phi	IND	at Was	at Den	MIA	BUF
NY Jets	5	5	0	2-2	4-5	**DAL**	**JAX**	at Oak	at Bal	at NE	**MIA**	**SD**	(BYE)	**at Buf**	NE	at Den	BUF	at Was	KC	at Phi	NYG	at Mia
Buffalo	5	5	0	1-2	3-3	**at KC**	**OAK**	**NE**	at Cin	**PHI**	at NYG	(BYE)	**WAS**	NYJ	at Dal	at Mia	at NYJ	TEN	at SD	MIA	DEN	at NE
Miami	3	7	0	1-2	2-6	NE	HOU	at Cle	at SD	(BYE)	at NYJ	DEN	at NYG	**at KC**	**WAS**	**BUF**	at Dal	OAK	PHI	at Buf	at NE	NYJ
AFC NORTH	**W**	**L**	**T**	**Div**	**Conf**																	
Baltimore	7	3	0	3-0	5-2	**PIT**	at Ten	**at Stl**	**NYJ**	(BYE)	**HOU**	at Jax	**ARZ**	**at Pit**	at Sea	**CIN**	SF	at Cle	IND	at SD	CLE	at Cin
Pittsburgh	7	3	0	1-2	5-3	at Bal	**SEA**	**at Ind**	at Hou	**TEN**	**JAX**	**at Arz**	**NE**	BAL	**at Cin**	(BYE)	at KC	CIN	CLE	at SF	STL	at Cle
Cincinnati	6	4	0	1-2	5-3	**at Cle**	at Den	SF	**BUF**	**at Jax**	**IND**	(BYE)	**at Sea**	**at Ten**	PIT	at Bal	CLE	at Pit	HOU	at Stl	ARZ	BAL
Cleveland	4	6	0	0-1	3-4	CIN	**at Ind**	**MIA**	TEN	(BYE)	at Oak	**SEA**	at SF	at Hou	STL	**JAX**	at Cin	BAL	at Pit	at Arz	at Bal	PIT
AFC SOUTH	**W**	**L**	**T**	**Div**	**Conf**																	
Houston	7	3	0	3-0	6-2	**IND**	**at Mia**	at NO	**PIT**	OAK	at Bal	**at Ten**	**JAX**	**CLE**	**at TB**	(BYE)	at Jax	ATL	at Cin	CAR	at Ind	TEN
Tennessee	5	5	0	1-2	4-4	at Jax	**BAL**	**DEN**	**at Cle**	at Pit	(BYE)	HOU	**IND**	CIN	**at Car**	at Atl	TB	at Buf	NO	at Ind	JAX	at Hou
Jacksonville	3	7	0	2-1	3-5	**TEN**	at NYJ	at Car	NO	CIN	at Pit	**BAL**	at Hou	(BYE)	**at Ind**	at Cle	HOU	SD	TB	at Atl	at Ten	IND
Indianapolis	0	10	0	0-3	0-7	at Hou	CLE	PIT	at TB	KC	at Cin	at NO	at Ten	ATL	JAX	(BYE)	CAR	at NE	at Bal	TEN	HOU	at Jax
AFC WEST	**W**	**L**	**T**	**Div**	**Conf**																	
Oakland	6	4	0	2-2	5-4	**at Den**	at Buf	**NYJ**	NE	**at Hou**	**CLE**	KC	(BYE)	DEN	**at SD**	**at Min**	CHI	at Mia	at GB	DET	at KC	SD
Denver	5	5	0	2-2	5-3	OAK	**CIN**	at Ten	at GB	SD	(BYE)	**at Mia**	DET	**at Oak**	**at KC**	**NYJ**	at SD	at Min	CHI	NE	at Buf	KC
Kansas City	4	6	0	2-2	3-5	BUF	at Det	at SD	**MIN**	**at Ind**	(BYE)	**at Oak**	**SD**	MIA	DEN	at NE	PIT	at Chi	at NYJ	GB	OAK	at Den
San Diego	4	6	0	2-2	3-4	**MIN**	at NE	**KC**	**MIA**	**at Den**	(BYE)	at NYJ	at KC	GB	OAK	at Chi	DEN	at Jax	BUF	BAL	at Det	at Oak

Bolded and Underlined Opponent - win ... d - clinched division title ... p - clinched playoff berth ... e - eliminated from playoff contention

PHILADELPHIA EAGLES / WEEK 11 / THROUGH MONDAY, NOVEMBER 21, 2011

WON 4, LOST 6

09/11	W 31-13	at St. Louis	56,722
09/18	L 31-35	at Atlanta	69,608
09/25	L 16-29	New York Giants	69,144
10/02	L 23-24	San Francisco	69,144
10/09	L 24-31	at Buffalo	69,803
10/16	W 20-13	at Washington	80,447
10/30	W 34- 7	Dallas	69,144
11/07	L 24-30	Chicago	69,144
11/13	L 17-21	Arizona	69,144
11/20	W 17-10	at New York Giants	79,743
11/27		New England	
12/01		at Seattle	
12/11		at Miami	
12/18		New York Jets	
12/24		at Dallas	
01/01		Washington	

	Phil.	Opp.
TOTAL FIRST DOWNS	231	184
Rushing	94	54
Passing	120	109
Penalty	17	21
3rd Down: Made/Att	60/135	46/127
3rd Down Pct.	44.4	36.2
4th Down: Made/Att	5/12	5/8
4th Down Pct.	41.7	62.5
POSSESSION AVG.	32:36	27:24
TOTAL NET YARDS	4155	3334
Avg. Per Game	415.5	333.4
Total Plays	669	598
Avg. Per Play	6.2	5.6
NET YARDS RUSHING	1680	1109
Avg. Per Game	168.0	110.9
Total Rushes	298	244
NET YARDS PASSING	2475	2225
Avg. Per Game	247.5	222.5
Sacked/Yards Lost	17/83	29/167
Gross Yards	2558	2392
Att./Completions	354/215	325/185
Completion Pct.	60.7	56.9
Had Intercepted	17	11
PUNTS/AVERAGE	34/42.2	51/43.9
NET PUNTING AVG.	34/36.9	51/39.5
PENALTIES/YARDS	65/512	59/471
FUMBLES/BALL LOST	14/7	10/5
TOUCHDOWNS	27	26
Rushing	11	7
Passing	13	18
Returns	3	1

* SCORE BY PERIODS	Q1	Q2	Q3	Q4	OT	PTS
TEAM	42	103	58	34	0	237
OPPONENTS	42	50	40	81	0	213

* SCORING	TD	Ru	Pa	Rt	K-PAT	FG	S	PTS
Henery	0	0	0	0	27/27	16/19	0	75
McCoy	12	10	2	0			0	72
Maclin	4	0	4	0			0	24
Celek	2	0	2	0			0	12
D. Jackson	2	0	2	0			0	12
Brown	1	1	0	0			0	6
Cooper	1	0	1	0			0	6
Harbor	1	0	1	0			0	6
Parker	1	0	0	1			0	6
Rolle	1	0	0	1			0	6
Samuel	1	0	0	1			0	6
Smith	1	0	1	0			0	6
TEAM	27	11	13	3	27/27	16/19	0	237
OPPONENTS	26	7	18	1	25/25	10/15	0	213

2-Pt Conv: TM 0-0, OPP 1-1

SACKS: Babin 10, Jenkins 5.5, Cole 5, Tapp 2.5, Patterson 1.5, Chaney 1, Landri 1, Laws 1, Rodgers-Cromarti 1, Parker 0.5,

TM 29, OPP 17

FUM/LOST: Vick 8/3, Avant 1/1, Brown 1/1, D. Jackson 1/1, Kelce 1/0, Maclin 1/1, Smith 1/0

* RUSHING	No.	Yds	Avg	Long	TD
McCoy	188	1019	5.4	60	10
Vick	65	535	8.2	53	0
Brown	17	56	3.3	15	1
Lewis	9	34	3.8	7	0
Hall	2	11	5.5	7	0
D. Jackson	4	9	2.3	10	0
Young	7	7	1.0	5	0
Schmitt	4	6	1.5	4	0
Kafka	1	2	2.0	2	0
Maclin	1	1	1.0	1	0
TEAM	298	1680	5.6	60	11
OPPONENTS	244	1109	4.5	61	7

* RECEIVING	No.	Yds	Avg	Long	TD
Maclin	46	612	13.3	59	4
Celek	37	382	10.3	24	2
D. Jackson	35	591	16.9	61	2
Avant	35	447	12.8	35	0
McCoy	34	198	5.8	16	2
Smith	11	124	11.3	20	1
Harbor	8	100	12.5	27	1
Cooper	5	75	15.0	23	1
Schmitt	3	32	10.7	13	0
Lewis	1	-3	-3.0	-3	0
TEAM	215	2558	11.9	61	13
OPPONENTS	185	2392	12.9	74t	18

* INTERCEPTIONS	No.	Yds	Avg	Long	TD
Coleman	3	25	8.3	24	0
Asomugha	3	10	3.3	6	0
Samuel	2	34	17.0	20t	1
Chaney	2	24	12.0	14	0
Allen	1	13	13.0	13	0
TEAM	11	106	9.6	24	1
OPPONENTS	17	160	9.4	36	1

* PUNTING	No.	Yds	Avg	Net	TB	In	Lg	B
Henry	34	1434	42.2	36.9	4	10	60	0
TEAM	34	1434	42.2	36.9	4	10	60	0
OPPONENTS	51	2240	43.9	39.5	5	14	68	0

* PUNT RETURNS	Ret	FC	Yds	Avg	Long	TD
D. Jackson	12	8	87	7.3	51	0
Maclin	4	3	29	7.3	11	0
Hall	1	1	9	9.0	9	0
Smith	1	1	0	0.0	0	0
Rodgers-Cromarti	0	0	-2	---	-2	0
TEAM	18	13	123	6.8	51	0
OPPONENTS	15	8	98	6.5	25	0

* KICKOFF RETURNS	No.	Yds	Avg	Long	TD
Lewis	21	470	22.4	33	0
Rodgers-Cromarti	2	52	26.0	29	0
Brown	1	25	25.0	25	0
Cooper	1	16	16.0	16	0
TEAM	25	563	22.5	33	0
OPPONENTS	35	728	20.8	47	0

* FIELD GOALS	1-19	20-29	30-39	40-49	50+
Henery	0/ 0	7/ 7	8/10	1/ 1	0/1
TEAM	0/ 0	7/ 7	8/10	1/ 1	0/1
OPPONENTS	0/ 0	4/ 4	2/ 3	2/ 6	2/2

Henery: (34G)(22G,63N)(21G,38G,21G)(32G,32G,33G, 39N,33N)(35G)(28G,24G)(23G,26G)(47G)(36G)(33G)

OPP: (49G,47N,23G)()()(44N,37G,45B)(25G)(50G, 26G)()(51G,38G,22G)(35N,43N)(48G)

* PASSING	Att	Cmp	Yds	Cmp%	Yds/Att	TD	TD%	Int	Int%	Long	Sack/Lost	Rating
Vick	300	181	2193	60.3	7.31	11	3.7	11	3.7	61	15/ 74	79.8
Young	37	23	258	62.2	6.97	2	5.4	4	10.8	32	1/ 3	61.4
Kafka	16	11	107	68.8	6.69	0	0.0	2	12.5	43	1/ 6	47.7
Henry	1	0	0	0.0	0.00	0	0.0	0	0.0	---	0/ 0	39.6
TEAM	354	215	2558	60.7	7.23	13	3.7	17	4.8	61	17/ 83	75.0
OPPONENTS	325	185	2392	56.9	7.36	18	5.5	11	3.4	74t	29/ 167	84.5

NEW ENGLAND PATRIOTS / WEEK 11 / THROUGH MONDAY, NOVEMBER 21, 2011

WON 7, LOST 3

09/12	W 38-24	at Miami	66,860
09/18	W 35-21	San Diego	68,756
09/25	L 31-34	at Buffalo	68,174
10/02	W 31-19	at Oakland	62,572
10/09	W 30-21	New York Jets	68,756
10/16	W 20-16	Dallas	68,756
10/30	L 17-25	at Pittsburgh	64,424
11/06	L 20-24	New York Giants	68,756
11/13	W 37-16	at New York Jets	79,088
11/21	W 34- 3	Kansas City	68,756
11/27		at Philadelphia	
12/04		Indianapolis	
12/11		at Washington	
12/18		at Denver	
12/24		Miami	
01/01		Buffalo	

	N.E.	Opp.
TOTAL FIRST DOWNS	244	227
Rushing	62	57
Passing	162	156
Penalty	20	14
3rd Down: Made/Att	53/120	56/130
3rd Down Pct.	44.2	43.1
4th Down: Made/Att	5/8	5/12
4th Down Pct.	62.5	41.7
POSSESSION AVG.	28:33	31:27
TOTAL NET YARDS	4267	4042
Avg. Per Game	426.7	404.2
Total Plays	668	667
Avg. Per Play	6.4	6.1
NET YARDS RUSHING	1110	1047
Avg. Per Game	111.0	104.7
Total Rushes	262	243
NET YARDS PASSING	3157	2995
Avg. Per Game	315.7	299.5
Sacked/Yards Lost	19/109	23/152
Gross Yards	3266	3147
Att./Completions	387/253	401/255
Completion Pct.	65.4	63.6
Had Intercepted	10	15
PUNTS/AVERAGE	35/45.9	44/46.4
NET PUNTING AVG.	35/40.1	44/38.7
PENALTIES/YARDS	64/571	74/622
FUMBLES/BALL LOST	8/5	9/5
TOUCHDOWNS	34	23
Rushing	7	7
Passing	25	15
Returns	2	1

* SCORE BY PERIODS	Q1	Q2	Q3	Q4	OT	PTS
TEAM	51	77	68	97	0	293
OPPONENTS	30	50	43	80	0	203

* SCORING	TD	Ru	Pa	Rt	K-PAT	FG	S	PTS
Gostkowski	0	0	0	0	33/33	18/21	0	87
R. Gronkowski	10	0	10	0			0	60
Welker	6	0	6	0			0	36
Green-Ellis	5	5	0	0			0	30
Hernandez	5	0	5	0			0	30
Branch	4	0	4	0			0	24
Edelman	1	0	0	1			0	6
Ninkovich	1	0	0	1			0	6
Ridley	1	1	0	0			0	6
Vereen	1	1	0	0			0	6
Woodhead	0	0	0	0			0	2
TEAM	34	7	25	2	33/33	18/21	0	293
OPPONENTS	23	7	15	1	22/22	13/15	2	203

2-Pt Conv: Woodhead, TM 1-1, OPP 0-1
SACKS: A. Carter 9, Anderson 7,
Ninkovich 2.5, Wilfork 1.5, Chung 1, Love 1,
Pryor 0.5, Wright 0.5, TM 23, OPP 19
FUM/LOST: Brady 4/2, Edelman 1/1,
Hernandez 1/1, Slater 1/1, Welker 1/0

* PASSING	Att	Cmp	Yds	Cmp%	Yds/Att	TD	TD%	Int	Int%	Long	Sack/Lost	Rating
Brady	387	253	3266	65.4	8.44	25	6.5	10	2.6	99t	19/ 109	102.5
TEAM	387	253	3266	65.4	8.44	25	6.5	10	2.6	99t	19/ 109	102.5
OPPONENTS	401	255	3147	63.6	7.85	15	3.7	15	3.7	58	23/ 152	84.7

* RUSHING	No.	Yds	Avg	Long	TD
Green-Ellis	136	541	4.0	18	5
Woodhead	49	213	4.3	12	0
Ridley	36	194	5.4	33t	1
Brady	16	47	2.9	8	0
Faulk	11	40	3.6	9	0
Vereen	8	39	4.9	19	1
Welker	2	32	16.0	19	0
Edelman	3	2	0.7	5	0
Hernandez	1	2	2.0	2	0
TEAM	262	1110	4.2	33t	7
OPPONENTS	243	1047	4.3	41	7

* RECEIVING	No.	Yds	Avg	Long	TD
Welker	74	1028	13.9	99t	6
R. Gronkowski	56	805	14.4	52t	10
Hernandez	41	418	10.2	30	5
Branch	39	503	12.9	45	4
Woodhead	14	131	9.4	16	0
Ochocinco	11	201	18.3	53	0
Green-Ellis	6	74	12.3	25	0
Faulk	5	20	4.0	18	0
Edelman	3	27	9.0	11	0
Ridley	3	13	4.3	8	0
Slater	1	46	46.0	46	0
TEAM	253	3266	12.9	99t	25
OPPONENTS	255	3147	12.3	58	15

* INTERCEPTIONS	No.	Yds	Avg	Long	TD
Arrington	7	92	13.1	28	0
Wilfork	2	47	23.5	28	0
Ninkovich	2	30	15.0	18	1
Guyton	1	17	17.0	17	0
Brown	1	2	2.0	2	0
Adams	1	0	0.0	0	0
Chung	1	0	0.0	0	0
TEAM	15	188	12.5	28	1
OPPONENTS	10	153	15.3	42	1

* PUNTING	No.	Yds	Avg	Net	TB	In	Lg	B
Mesko	35	1608	45.9	40.1	2	11	58	0
TEAM	35	1608	45.9	40.1	2	11	58	0
OPPONENTS	44	2042	46.4	38.7	2	18	64	0

* PUNT RETURNS	Ret	FC	Yds	Avg	Long	TD
Edelman	17	4	219	12.9	72t	1
Welker	8	3	82	10.3	25	0
TEAM	25	7	301	12.0	72t	1
OPPONENTS	20	8	165	8.3	26	0

* KICKOFF RETURNS	No.	Yds	Avg	Long	TD
Edelman	10	236	23.6	37	0
Woodhead	9	175	19.4	24	0
Ridley	7	152	21.7	32	0
Slater	3	54	18.0	22	0
R. Gronkowski	1	11	11.0	11	0
McCourty	1	24	24.0	24	0
Ninkovich	1	10	10.0	10	0
TEAM	32	662	20.7	37	0
OPPONENTS	41	918	22.4	88	0

* FIELD GOALS	1-19	20-29	30-39	40-49	50+
Gostkowski	1/ 1	8/ 9	3/ 3	5/ 7	1/1
TEAM	1/ 1	8/ 9	3/ 3	5/ 7	1/1
OPPONENTS	0/ 0	10/11	1/ 1	2/ 3	0/0

Gostkowski: (48N,20G)(22G,47G)(23G)(44G)(44G,
24G,28G)(31G,26G)(46G,42N)(27N,32G,45G)(50G,36G,
27G)(21G,19G)
OPP: (20G)()(42G,28G)(28G,26G)()(48G,22G,26G)
(33G,21G,23G,44N)(22G)(24N)(26G)

WEEK 11 / THROUGH MONDAY, NOVEMBER 21, 2011

OFFENSE	N.E.	Phil.	Denv.	S.D.	Pitt.	K.C.	NY-G	N.O.
GAMES (Won-Lost)	7-3	4-6	5-5	4-6	7-3	4-6	6-4	7-3
FIRST DOWNS	244	231	178	229	222	173	197	245
Rushing	62	94	76	54	57	58	51	64
Passing	162	120	84	154	151	97	129	170
Penalty	20	17	18	21	14	18	17	11
YDS GAINED (tot)	4267	4155	3092	3902	3830	3094	3646	4369
Avg per Game	426.7	415.5	309.2	390.2	383.0	309.4	364.6	436.9
RUSHING (net)	1110	1680	1549	1024	1098	1239	832	1175
Avg per Game	111.0	168.0	154.9	102.4	109.8	123.9	83.2	117.5
Rushes	262	298	316	257	262	295	263	256
Yards per Rush	4.2	5.6	4.9	4.0	4.2	4.2	3.2	4.6
PASSING (net)	3157	2475	1543	2878	2732	1855	2814	3194
Avg per Game	315.7	247.5	154.3	287.8	273.2	185.5	281.4	319.4
Passes Att.	387	354	282	383	356	314	355	422
Completed	253	215	147	237	226	190	220	299
Pct Completed	65.4	60.7	52.1	61.9	63.5	60.5	62.0	70.9
Yards Gained	3266	2558	1688	3023	2925	1996	2952	3326
Sacked	19	17	24	25	31	25	19	19
Yards Lost	109	83	145	145	193	141	138	132
Had intercepted	10	17	8	17	9	12	9	11
Yards Opp Ret	153	160	223	475	88	139	151	95
Opp TDs on Int	1	1	2	3	0	0	2	1
PUNTS	35	34	59	30	34	55	55	32
Avg Yards	45.9	42.2	48.3	48.7	44.4	46.3	46.7	46.7
PUNT RETURNS	25	18	27	25	27	23	19	18
Avg Return	12.0	6.8	15.6	8.7	10.6	14.4	7.5	9.6
Returned for TD	1	0	2	0	0	0	0	1
KICKOFF RETURNS	32	25	17	30	20	35	29	25
Avg Return	20.7	22.5	26.9	23.9	27.3	21.5	22.3	25.7
Returned for TD	0	0	0	0	0	0	0	0
PENALTIES	64	65	60	64	59	63	62	58
Yards Penalized	571	512	532	505	519	529	505	451
FUMBLES BY	8	14	15	18	9	12	10	4
Fumbles Lost	5	7	9	7	7	7	6	3
Opp Fumbles	9	10	15	5	6	11	16	14
Opp Fum Lost	5	5	6	4	2	3	8	4
POSS. TIME (avg)	28:33	32:36	28:48	32:02	32:43	29:03	29:35	31:43
TOUCHDOWNS	34	27	25	25	24	15	28	35
Rushing	7	11	6	9	7	3	9	9
Passing	25	13	15	15	16	10	18	23
Returns	2	3	4	1	1	2	1	3
EXTRA-PT KICKS	33/33	27/27	21/21	24/24	24/24	15/15	26/26	33/33
2-PT CONVERSIONS	1/1	0/0	2/4	1/1	0/0	0/0	2/2	2/2
FIELD GOALS/FGA	18/21	16/19	10/15	20/23	16/21	13/16	10/12	22/27
POINTS SCORED	293	237	205	236	220	144	228	313

DEFENSE	N.E.	Phil.	Denv.	S.D.	Pitt.	K.C.	NY-G	N.O.
POINTS ALLOWED	203	213	247	259	179	252	228	228
OPP FIRST DOWNS	227	184	202	188	171	193	195	199
Rushing	57	54	59	65	47	65	59	63
Passing	156	109	121	108	104	116	123	112
Penalty	14	21	22	15	20	12	13	24
OPP YARDS GAINED	4042	3334	3564	3361	2801	3659	3621	3614
Avg per Game	404.2	333.4	356.4	336.1	280.1	365.9	362.1	361.4
OPP RUSHING(net)	1047	1109	1141	1244	969	1363	1230	1215
Avg per Game	104.7	110.9	114.1	124.4	96.9	136.3	123.0	121.5
Rushes	243	244	290	285	232	324	272	234
Yards per Rush	4.3	4.5	3.9	4.4	4.2	4.2	4.5	5.2
OPP PASSING(net)	2995	2225	2423	2117	1832	2296	2391	2399
Avg per Game	299.5	222.5	242.3	211.7	183.2	229.6	239.1	239.9
Passes Att.	401	325	341	276	340	295	352	381
Completed	255	185	219	175	195	173	213	211
Pct Completed	63.6	56.9	64.2	63.4	57.4	58.6	60.5	55.4
Sacked	23	29	27	18	23	12	31	21
Yards Lost	152	167	176	94	153	72	232	162
INTERCEPTED BY	15	11	7	10	4	13	14	5
Yards Returned	188	106	116	137	23	235	102	87
Returned for TD	1	1	2	0	0	2	0	1
OPP PUNT RETURNS	20	15	33	16	13	24	30	12
Avg return	8.3	6.5	9.7	15.7	6.8	12.7	10.1	6.0
OPP KICKOFF RET	41	35	10	34	29	10	27	20
Avg return	22.4	20.8	23.3	26.2	25.2	19.8	23.2	26.5
OPP TOUCHDOWNS	23	26	27	30	20	29	24	25
Rushing	7	7	5	7	6	10	10	7
Passing	15	18	18	19	13	18	12	16
Returns	1	1	4	4	1	1	2	2

WEEK 11 / THROUGH MONDAY, NOVEMBER 21, 2011

OFFENSE	G.B.	Det.	Miami	Dal.	S.F.	Balt.	Buff.	NY-J
GAMES (Won-Lost)	10-0	7-3	3-7	6-4	9-1	7-3	5-5	5-5
FIRST DOWNS	222	207	184	202	181	199	196	186
Rushing	64	48	56	54	64	48	64	56
Passing	140	136	109	137	96	126	107	112
Penalty	18	23	19	11	21	25	25	18
YDS GAINED (tot)	4065	3735	3128	3988	3225	3439	3464	3145
Avg per Game	406.5	373.5	312.8	398.8	322.5	343.9	346.4	314.5
RUSHING (net)	1016	1011	1123	1218	1342	996	1256	966
Avg per Game	101.6	101.1	112.3	121.8	134.2	99.6	125.6	96.6
Rushes	262	235	282	265	315	249	253	269
Yards per Rush	3.9	4.3	4.0	4.6	4.3	4.0	5.0	3.6
PASSING (net)	3049	2724	2005	2770	1883	2443	2208	2179
Avg per Game	304.9	272.4	200.5	277.0	188.3	244.3	220.8	217.9
Passes Att.	332	401	299	356	277	389	336	338
Completed	240	246	183	229	174	216	211	193
Pct Completed	72.3	61.3	61.2	64.3	62.8	55.5	62.8	57.1
Yards Gained	3206	2876	2187	2887	2011	2577	2291	2333
Sacked	25	20	30	19	21	21	12	26
Yards Lost	157	152	182	117	128	134	83	154
Had intercepted	5	10	9	9	4	8	15	10
Yards Opp Ret	24	133	189	134	51	114	169	232
Opp TDs on Int	0	3	1	2	0	1	1	3
PUNTS	31	56	48	40	48	49	45	55
Avg Yards	45.8	43.5	48.5	45.0	50.1	47.1	48.6	43.1
PUNT RETURNS	19	27	31	24	31	22	17	26
Avg Return	13.5	7.9	10.7	7.3	11.4	7.0	9.6	8.9
Returned for TD	1	0	0	0	1	0	0	0
KICKOFF RETURNS	26	17	26	16	23	29	20	36
Avg Return	26.0	23.6	22.2	20.9	28.0	26.1	19.9	29.0
Returned for TD	1	0	0	0	1	0	0	1
PENALTIES	49	73	48	71	75	65	50	61
Yards Penalized	357	629	428	542	604	529	432	519
FUMBLES BY	10	15	15	17	10	20	10	19
Fumbles Lost	5	4	5	6	5	10	3	10
Opp Fumbles	12	17	13	13	24	21	11	16
Opp Fum Lost	3	8	2	7	11	10	5	7
POSS. TIME (avg)	31:43	29:32	29:52	31:15	32:00	29:42	29:57	30:27
TOUCHDOWNS	44	35	20	25	25	27	27	26
Rushing	8	6	8	4	9	10	8	7
Passing	31	25	11	20	13	13	16	14
Returns	5	4	1	1	3	4	3	5
EXTRA-PT KICKS	43/43	34/34	19/19	25/25	24/24	26/26	26/26	26/26
2-PT CONVERSIONS	0/1	0/1	0/1	0/0	1/1	1/1	1/1	0/0
FIELD GOALS/FGA	16/17	19/20	18/22	25/26	26/31	22/28	15/18	14/18
POINTS SCORED	355	301	193	250	256	256	237	228

DEFENSE	G.B.	Det.	Miami	Dal.	S.F.	Balt.	Buff.	NY-J
POINTS ALLOWED	212	219	186	206	145	176	253	217
OPP FIRST DOWNS	209	184	188	196	177	172	216	176
Rushing	55	51	51	52	35	52	70	55
Passing	144	107	122	126	126	106	133	104
Penalty	10	26	15	18	16	14	13	17
OPP YARDS GAINED	3918	3275	3498	3286	3231	3045	3724	3170
Avg per Game	391.8	327.5	349.8	328.6	323.1	304.5	372.4	317.0
OPP RUSHING(net)	1025	1347	987	1014	739	932	1224	1169
Avg per Game	102.5	134.7	98.7	101.4	73.9	93.2	122.4	116.9
Rushes	217	271	266	234	203	279	279	294
Yards per Rush	4.7	5.0	3.7	4.3	3.6	3.3	4.4	4.0
OPP PASSING(net)	2893	1928	2511	2272	2492	2113	2500	2001
Avg per Game	289.3	192.8	251.1	227.2	249.2	211.3	250.0	200.1
Passes Att.	391	354	359	349	399	338	329	309
Completed	233	214	213	215	232	180	217	168
Pct Completed	59.6	60.5	59.3	61.6	58.1	53.3	66.0	54.4
Sacked	24	27	25	26	25	29	16	19
Yards Lost	164	180	147	152	166	196	102	99
INTERCEPTED BY	19	15	6	14	15	11	15	13
Yards Returned	375	332	106	187	187	139	249	355
Returned for TD	3	3	0	1	1	1	3	2
OPP PUNT RETURNS	16	27	31	20	24	25	28	21
Avg return	16.0	15.4	10.9	11.4	8.4	9.8	10.1	8.7
OPP KICKOFF RET	35	30	27	34	29	17	33	36
Avg return	24.0	29.4	21.8	21.9	22.7	32.8	20.6	20.8
OPP TOUCHDOWNS	25	21	18	23	14	17	31	24
Rushing	6	6	3	6	0	6	12	10
Passing	18	10	14	14	14	7	17	8
Returns	1	5	1	3	0	4	2	6

WEEK 11 / THROUGH MONDAY, NOVEMBER 21, 2011

OFFENSE	Clev.	Cin.	Hou.	Jax	Minn.	Atl.	Ariz.	St.L.
GAMES (Won-Lost)	4-6	6-4	7-3	3-7	2-8	6-4	3-7	2-8
FIRST DOWNS	181	179	213	154	181	226	181	175
Rushing	44	56	87	67	70	67	50	53
Passing	117	106	118	70	98	131	112	107
Penalty	20	17	8	17	13	28	19	15
YDS GAINED (tot)	2981	3292	3962	2495	3238	3690	3099	2979
Avg per Game	298.1	329.2	396.2	249.5	323.8	369.0	309.9	297.9
RUSHING (net)	931	1061	1581	1201	1431	1206	935	1066
Avg per Game	93.1	106.1	158.1	120.1	143.1	120.6	93.5	106.6
Rushes	269	280	357	319	276	291	230	248
Yards per Rush	3.5	3.8	4.4	3.8	5.2	4.1	4.1	4.3
PASSING (net)	2050	2231	2381	1294	1807	2484	2164	1913
Avg per Game	205.0	223.1	238.1	129.4	180.7	248.4	216.4	191.3
Passes Att.	359	345	292	280	301	361	343	372
Completed	214	202	178	138	169	219	186	203
Pct Completed	59.6	58.6	61.0	49.3	56.1	60.7	54.2	54.6
Yards Gained	2181	2331	2479	1469	1981	2625	2428	2160
Sacked	25	15	16	25	30	20	33	37
Yards Lost	131	100	98	175	174	141	264	247
Had intercepted	7	12	6	9	8	10	14	6
Yards Opp Ret	172	129	83	115	104	104	169	11
Opp TDs on Int	1	1	0	0	0	1	1	0
PUNTS	51	62	43	60	46	46	53	66
Avg Yards	40.7	44.0	43.6	41.1	44.5	39.0	44.7	44.5
PUNT RETURNS	24	38	28	22	24	19	27	19
Avg Return	9.2	11.6	11.0	5.0	9.7	9.9	17.1	8.9
Returned for TD	0	1	1	0	0	0	3	0
KICKOFF RETURNS	27	24	16	24	33	16	34	29
Avg Return	24.9	23.5	26.4	22.1	26.4	22.6	24.5	21.4
Returned for TD	0	0	0	0	1	0	0	0
PENALTIES	63	60	58	50	75	63	75	74
Yards Penalized	532	520	488	466	606	538	712	605
FUMBLES BY	16	7	7	18	11	7	18	21
Fumbles Lost	5	1	3	4	5	5	6	10
Opp Fumbles	13	19	12	9	14	12	7	15
Opp Fum Lost	5	9	6	4	7	5	4	4
POSS. TIME (avg)	30:30	30:34	33:51	30:18	28:27	32:06	26:58	28:36
TOUCHDOWNS	14	26	31	11	23	26	24	11
Rushing	3	6	13	5	13	10	8	4
Passing	11	16	15	6	9	15	13	6
Returns	0	4	3	0	1	1	3	1
EXTRA-PT KICKS	13/13	24/25	30/31	11/11	23/23	25/25	22/22	11/11
2-PT CONVERSIONS	0/1	0/1	0/0	0/0	0/0	0/1	0/1	0/0
FIELD GOALS/FGA	16/20	18/19	19/22	16/17	13/17	18/19	8/13	13/16
POINTS SCORED	145	236	273	125	200	235	190	120

DEFENSE	Clev.	Cin.	Hou.	Jax	Minn.	Atl.	Ariz.	St.L.
POINTS ALLOWED	193	195	166	180	271	213	236	247
OPP FIRST DOWNS	178	170	161	166	215	185	233	201
Rushing	77	56	45	43	58	55	82	74
Passing	84	106	99	108	136	116	121	111
Penalty	17	8	17	15	21	14	30	16
OPP YARDS GAINED	3058	3111	2697	3002	3601	3395	3838	3631
Avg per Game	305.8	311.1	269.7	300.2	360.1	339.5	383.8	363.1
OPP RUSHING(net)	1393	886	913	1112	1007	854	1272	1481
Avg per Game	139.3	88.6	91.3	111.2	100.7	85.4	127.2	148.1
Rushes	322	260	219	272	270	225	315	307
Yards per Rush	4.3	3.4	4.2	4.1	3.7	3.8	4.0	4.8
OPP PASSING(net)	1665	2225	1784	1890	2594	2541	2566	2150
Avg per Game	166.5	222.5	178.4	189.0	259.4	254.1	256.6	215.0
Passes Att.	282	339	323	313	353	365	370	323
Completed	156	199	164	194	237	226	220	192
Pct Completed	55.3	58.7	50.8	62.0	67.1	61.9	59.5	59.4
Sacked	20	26	28	23	31	16	22	26
Yards Lost	119	154	183	165	220	104	155	186
INTERCEPTED BY	6	5	14	10	6	11	9	8
Yards Returned	59	97	133	100	92	184	68	105
Returned for TD	0	1	1	0	0	1	0	1
OPP PUNT RETURNS	17	25	20	25	26	18	31	30
Avg return	11.9	6.1	10.9	6.9	14.4	6.1	10.4	10.3
OPP KICKOFF RET	27	23	36	14	36	36	33	20
Avg return	23.9	24.3	22.8	27.0	24.8	23.6	22.5	22.6
OPP TOUCHDOWNS	19	22	17	20	29	22	24	29
Rushing	7	10	6	7	8	6	12	8
Passing	10	11	11	12	19	14	11	16
Returns	2	1	0	1	2	2	1	5

WEEK 11 / THROUGH MONDAY, NOVEMBER 21, 2011

OFFENSE	Car.	Ind.	T.B.	Tenn.	Wash.	Sea.	Chi.	Oak.
GAMES (Won-Lost)	2-8	0-10	4-6	5-5	3-7	4-6	7-3	6-4
FIRST DOWNS	217	150	184	170	185	163	183	203
Rushing	77	46	48	39	39	51	56	79
Passing	120	95	119	112	128	98	106	104
Penalty	20	9	17	19	18	14	21	20
YDS GAINED (tot)	4009	2757	3434	3163	3127	2985	3329	3765
Avg per Game	400.9	275.7	343.4	316.3	312.7	298.5	332.9	376.5
RUSHING (net)	1287	984	996	773	840	951	1169	1568
Avg per Game	128.7	98.4	99.6	77.3	84.0	95.1	116.9	156.8
Rushes	259	224	224	227	226	256	269	325
Yards per Rush	5.0	4.4	4.4	3.4	3.7	3.7	4.3	4.8
PASSING (net)	2722	1773	2438	2390	2287	2034	2160	2197
Avg per Game	272.2	177.3	243.8	239.0	228.7	203.4	216.0	219.7
Passes Att.	365	333	386	358	367	335	316	294
Completed	219	179	238	216	218	196	182	174
Pct Completed	60.0	53.8	61.7	60.3	59.4	58.5	57.6	59.2
Yards Gained	2885	1918	2530	2509	2494	2274	2319	2277
Sacked	23	21	17	14	30	34	23	15
Yards Lost	163	145	92	119	207	240	159	80
Had intercepted	14	8	15	8	16	12	7	14
Yards Opp Ret	196	98	174	73	263	135	180	154
Opp TDs on Int	1	1	1	1	0	1	1	2
PUNTS	42	60	47	56	44	63	51	50
Avg Yards	41.4	46.6	45.7	43.0	45.5	48.7	42.7	51.2
PUNT RETURNS	21	18	19	24	26	28	18	26
Avg Return	6.1	2.7	8.9	10.6	11.4	12.0	20.6	9.0
Returned for TD	0	0	0	1	0	0	2	0
KICKOFF RETURNS	27	21	27	16	34	32	35	27
Avg Return	23.9	18.0	24.0	25.6	22.5	22.1	22.1	23.9
Returned for TD	1	0	0	0	0	0	1	1
PENALTIES	84	54	83	75	51	96	69	103
Yards Penalized	729	390	677	719	476	723	542	892
FUMBLES BY	11	14	12	10	16	14	16	14
Fumbles Lost	4	11	3	3	7	6	5	5
Opp Fumbles	13	8	13	10	21	13	14	12
Opp Fum Lost	6	4	6	4	6	7	8	7
POSS. TIME (avg)	30:05	24:37	29:50	27:25	28:55	27:19	30:29	30:30
TOUCHDOWNS	25	14	18	23	16	17	29	27
Rushing	12	5	6	4	5	8	9	13
Passing	12	7	11	16	10	8	13	13
Returns	1	2	1	3	1	1	7	1
EXTRA-PT KICKS	21/22	14/14	15/15	23/23	14/14	16/16	29/29	25/25
2-PT CONVERSIONS	2/3	0/0	0/3	0/0	1/2	0/1	0/0	0/2
FIELD GOALS/FGA	16/20	11/14	19/21	14/16	16/24	16/18	21/23	16/18
POINTS SCORED	225	131	182	203	160	168	268	235

DEFENSE	Car.	Ind.	T.B.	Tenn.	Wash.	Sea.	Chi.	Oak.
POINTS ALLOWED	286	300	268	195	205	209	207	254
OPP FIRST DOWNS	205	223	221	217	176	195	188	230
Rushing	75	89	73	67	55	51	45	64
Passing	109	124	128	127	109	117	132	127
Penalty	21	10	20	23	12	27	11	39
OPP YARDS GAINED	3748	3906	3989	3577	3387	3330	3719	3717
Avg per Game	374.8	390.6	398.9	357.7	338.7	333.0	371.9	371.7
OPP RUSHING(net)	1407	1456	1335	1243	1173	1000	1012	1316
Avg per Game	140.7	145.6	133.5	124.3	117.3	100.0	101.2	131.6
Rushes	294	359	285	295	283	286	205	255
Yards per Rush	4.8	4.1	4.7	4.2	4.1	3.5	4.9	5.2
OPP PASSING(net)	2341	2450	2654	2334	2214	2330	2707	2401
Avg per Game	234.1	245.0	265.4	233.4	221.4	233.0	270.7	240.1
Passes Att.	290	306	324	374	313	359	421	394
Completed	187	217	202	232	194	222	263	207
Pct Completed	64.5	70.9	62.3	62.0	62.0	61.8	62.5	52.5
Sacked	19	15	15	19	31	19	18	28
Yards Lost	108	95	103	113	180	132	134	163
INTERCEPTED BY	7	5	9	9	7	10	15	11
Yards Returned	89	86	108	179	44	182	152	88
Returned for TD	0	1	1	1	1	1	3	0
OPP PUNT RETURNS	19	28	27	23	23	36	24	33
Avg return	15.6	13.7	8.2	7.1	7.9	11.7	3.5	14.5
OPP KICKOFF RET	17	9	18	18	13	25	28	28
Avg return	27.6	32.7	19.4	23.5	19.1	28.1	24.3	21.8
OPP TOUCHDOWNS	34	36	32	21	19	22	22	32
Rushing	14	12	13	5	8	5	6	10
Passing	16	19	18	15	11	13	14	18
Returns	4	5	1	1	0	4	2	4

WEEK 11 / THROUGH MONDAY, NOVEMBER 21, 2011

OFFENSE	NFL/Avg
GAMES (Won-Lost)	---
FIRST DOWNS	195.0
Rushing	59.3
Passing	117.8
Penalty	17.8
YDS GAINED (tot)	3464.0
Avg per Game	346.4
RUSHING (net)	1144.2
Avg per Game	114.4
Rushes	269.3
Yards per Rush	4.2
PASSING (net)	2319.8
Avg per Game	232.0
Passes Att.	343.4
Completed	206.6
Pct Completed	60.2
Yards Gained	2467.6
Sacked	22.8
Yards Lost	147.8
Had intercepted	10.3
Yards Opp Ret	146.6
Opp TDs on Int	1.0
PUNTS	48.3
Avg Yards	45.2
PUNT RETURNS	23.8
Avg Return	10.3
Returned for TD	0.4
KICKOFF RETURNS	25.9
Avg Return	23.7
Returned for TD	0.2
PENALTIES	66.3
Yards Penalized	555.6
FUMBLES BY	13.1
Fumbles Lost	5.7
Opp Fumbles	13.1
Opp Fum Lost	5.7
POSS. TIME (avg)	30:00
TOUCHDOWNS	24.3
Rushing	7.7
Passing	14.3
Returns	2.3
EXTRA-PT KICKS	100%
2-PT CONVERSIONS	45%
FIELD GOALS/FGA	17/20
POINTS SCORED	220.3

DEFENSE	NFL/Avg
POINTS ALLOWED	220.3
OPP FIRST DOWNS	195.0
Rushing	59.3
Passing	117.8
Penalty	17.8
OPP YARDS GAINED	3464.0
Avg per Game	346.4
OPP RUSHING(net)	1144.2
Avg per Game	114.4
Rushes	269.3
Yards per Rush	4.2
OPP PASSING(net)	2319.8
Avg per Game	232.0
Passes Att.	343.4
Completed	206.6
Pct Completed	60.2
Sacked	22.8
Yards Lost	147.8
INTERCEPTED BY	10.3
Yards Returned	146.6
Returned for TD	1.0
OPP PUNT RETURNS	23.8
Avg return	10.3
OPP KICKOFF RET	25.9
Avg return	23.7
OPP TOUCHDOWNS	24.3
Rushing	7.7
Passing	14.3
Returns	2.3

WEEK 11 / THROUGH MONDAY, NOVEMBER 21, 2011

TEAM RANKINGS

American Football Conference

	Offense			Defense		
	Total	**Rush**	**Pass**	**Total**	**Rush**	**Pass**
Balt.	7	12	4	4	3	6
Buff.	6	4	8	14	10	14
Cin.	8	10	7	6	1	8
Cleve.	14	15	11	5	15	*1
Denver	13	3	15	10	8	12
Hou.	2	1	6	*1	2	2
Ind.	15	13	14	15	16	13
Jax	16	6	16	3	7	4
K.C.	12	5	13	12	14	9
Miami	11	7	12	9	5	15
N.E.	1	8	1	16	6	16
Jets	10	14	10	7	9	5
Oak.	5	2	9	13	13	11
Pitt.	4	9	3	2	4	3
S.D.	3	11	2	8	12	7
Tenn.	9	16	5	11	11	10

National Football Conference

	Offense			Defense		
	Total	**Rush**	**Pass**	**Total**	**Rush**	**Pass**
Ariz.	14	14	11	14	12	12
Atl.	7	6	7	7	2	11
Car.	4	4	6	13	15	7
Chi.	10	8	12	12	5	15
Dallas	5	5	4	3	6	5
Det.	6	11	5	2	14	1
G.B.	3	10	2	15	7	16
Minn.	11	2	16	8	4	13
N.O.	*1	7	*1	9	10	9
Giants	8	16	3	10	11	8
Phil.	**2**	***1**	**8**	**5**	**8**	**4**
St. L.	16	9	14	11	16	2
S.F.	12	3	15	1	*1	10
Sea.	15	13	13	4	3	6
T.B.	9	12	9	16	13	14
Wash.	13	15	10	6	9	3

National Football League

	Offense			Defense		
	Total	**Rush**	**Pass**	**Total**	**Rush**	**Pass**
Ariz.	25	28	21	28	24	27
Atl.	12	11	10	15	2	26
Balt.	15	23T	12	4	5	7
Buff.	14	8	18	26	20	24
Car.	5	7	9	27	30	17
Chi.	17	14	22	25	10	30
Cin.	18	19	17	6	3	11T
Cleve.	29	29	23	5	29	*1
Dallas	6	10	6	10	11	13
Denver	27	4	31	17	16	21
Det.	11	22	8	9	27	5
G.B.	4	21	3	30	12	31
Hou.	7	2	15	*1	4	2
Ind.	31	25	30	29	31	22
Jax	32	12	32	3	15	4
K.C.	26	9	28	23	28	14
Miami	23	15	25	16	7	25
Minn.	19	5	29	19	9	28
N.E.	2	16	2	32	13	32
N.O.	*1	13	*1	20	19	19
Giants	13	31	5	21	21	18
Jets	22	26	20	7	17	6
Oak.	10	3	19	24	25	20
Phil.	**3**	***1**	**11**	**12**	**14**	**11T**
Pitt.	9	17	7	2	6	3
St. L.	30	18	26	22	32	9
S.D.	8	20	4	13	23	8
S.F.	20	6	27	8	*1	23
Sea.	28	27	24	11	8	15
T.B.	16	23T	13	31	26	29
Tenn.	21	32	14	18	22	16
Wash.	24	30	16	14	18	10

T = Tied for position

*** = League Leader**

WEEK 11 / THROUGH MONDAY, NOVEMBER 21, 2011

NFL / TEAM/OFFENSE RANK

Tm	(A)	(B)	(C)	(D)	(E)	(F)	(G)	(H)	(I)	(J)	(K)	(L)	(M)	(N)	(O)	(P)	(Q)
BAL	15	20	23t	21	12	22	6	12	13	14	2	28	7	8	10	7t	25t
BUF	14	11	8	4	18	16	30	1	15	22	21t	17	31	5	18	10t	17t
CIN	18	21	19	25	17	18	22	3	25	18	23t	8	18	22	15	12t	3t
CLE	29	30	29	30	23	28	4	18	21t	9	5	19	11	31	26	28	23t
DEN	27	25	4	5	31	29	18	25	26	26	31	3	4	7	3	20	30t
HOU	7	7	2	10	15	3	5	13	9	5	27	11	5	23	25	5	13
IND	31	29	25	11	30	30	9	16	32	24	32	32	32	11	16	30	25t
JAC	32	32	12	26	32	32	21	27	31	25	19	31	24t	30	29	31	5t
KC	26	27	9	17	28	26	24	23	28	15	21t	4	27	12	13	29	21t
MIA	23	22	15	23	25	19	20	31	18t	29	11t	12	23	6	7	23	19
NE	2	2	16	16	2	2	14	7	2	7	6	6	30	13	8	4	14
NYJ	22	26	26	29	20	21	19	22	16	17	30	21	1	25	20	16t	27
OAK	10	8	3	6	19	7	31	9	11	16	11t	20	14	1	14	14t	9t
PIT	9	9	17	18	7	8	11t	26	6t	3	26	13	3	21	17	19	29
SD	8	10	20	22	4	9	29	17	4	4	28t	24	15	3	12	12t	12
TEN	21	18	32	31	14	14	8	2	29	12	1	14	10	26	21	21	11
ARI	25	23	28	20	21	24	27	28	21t	30	9	2	12	18	19	24	32
ATL	12	14	11	19	10	12	17	14	5	8	11t	15	19	32	27	14t	3t
CAR	5	6	7	3	9	10	25	15	8	13	11t	30	16	29	32	18	23t
CHI	17	16	14	12	22	15	7	19	20	23	23t	1	26	27	6	6	7
DAL	6	4	10	7	6	5	11t	10	12	11	11t	27	29	17	23	9	1
DET	11	13	22	13	8	13	10	8	10	31	3t	25	17	24	31	3	2
GB	4	1	21	24	3	1	2	20	6t	2	10	5	8	14	30	1	5t
MIN	19	17	5	2	29	27	16	30	21t	10	28t	16	6	20	28	22	28
NO	1	3	13	8	1	6	15	5	1	1	7t	18	9	9	2	2	20
NYG	13	12	31	32	5	4	13	11	14	20	20	26	22	10	9	16t	17t
PHI	**3**	**5**	**1**	**1**	**11**	**11**	**32**	**6**	**3**	**6**	**18**	**29**	**20**	**28**	**24**	**10t**	**15**
STL	30	31	18	14	26	31	3	29	27	32	17	22t	28	19	22	32	21t
SF	20	19	6	15	27	17	1	21	21t	27	3t	9	2	2	1	7t	16
SEA	28	28	27	28	24	25	23	32	30	28	7t	7	24t	4	11	26	9t
TB	16	15	23t	9	13	20	26	4	18t	19	11t	22t	13	15	5	25	8
WAS	24	24	30	27	16	23	28	24	17	21	23t	10	21	16	4	27	30t

Team/Offense Rank
(A) Total Yards per Game
(B) Yards per Play
(C) Rushing Yards per Game
(D) Rushing Yards per Attempt
(E) Passing Net Yards per Game
(F) Passing Net Yards per Play
(G) Passing, Percent Had Intercepted
(H) Sacks per Pass Play
(I) First Downs per Game
(J) Third Down Efficiency
(K) Fourth Down Efficiency
(L) Punt Return Average
(M) Kickoff Return Average
(N) Gross Punting Average
(O) Net Punting Average
(P) Points per Game
(Q) Field Goal Percentage

WEEK 11 / THROUGH MONDAY, NOVEMBER 21, 2011

NFL / OPPONENT/DEFENSE RANK

Tm	(A)	(B)	(C)	(D)	(E)	(F)	(G)	(H)	(I)	(J)	(K)	(L)	(M)	(N)	(O)	(P)	(Q)	(R)	(S)
BAL	4	2	5	1	7	7	14	6	5	4	13t	15	32	4	9	3	31	7	8
BUF	26	28	20	22	24	28	2	28	26	25	27t	17	4	11	23	26	5t	18	19t
CIN	6	6	3	2	11t	12	30	9	3	9	16t	4	21	27	16	8t	27	10t	12
CLE	5	4	29	19	1	4	25	14	9	19	16t	24	19	28	22	7	32	25	18
DEN	17	15	16	8	21	22	26	8	22	8	5	14	16	26	7	23t	24	22	26
HOU	1	3	4	14	2	3	4	5	1	3	21	20	14	29	25	2	12t	3	1
IND	29	24	31	11	22	31	29	27	29	32	32	26	31	6	19	32	12t	32	32
JAC	3	5	15	12	4	5	15	12	2	18	22t	7	27	8	17	5	1	26	27
KC	23	26	28	16	14	29	3	32	16	17	22t	25	3	31	15	25	19t	30	29
MIA	16	12	7	5	25	20	28	15	13t	14	10t	21	7	20	10	6	11	16	23
NE	32	29	13	18	32	26	10	23	30	28	13t	11	10	25	14	10	15t	4	11
NYJ	7	9	17	9	6	13	6	20	6t	2	1	13	6	21	11	18	28t	14	17
OAK	24	17	25	31	20	6	17	13	31	20	6	28	8	24	26	27	2t	19	14
PIT	2	1	6	15	3	1	32	16	4	23	24t	6	24	15	18	4	15t	10t	2
SD	13	27	23	21	8	27	11	18	13t	31	3	31	25	32	32	28	28t	20	6
TEN	18	11	22	17	16	9	23	26	27	26t	7t	8	17	5	5	8t	28t	15	25
ARI	28	16	24	10	27	21	21	22	32	6	16t	19	11	10	3	22	8	24	31
ATL	15	22	2	7	26	23	16	30	12	24	27t	3	18	18	27	16t	18	13	9
CAR	27	31	30	27	17	30	22	17	23	30	7t	30	28	3	6	31	19t	27	10
CHI	25	25	10	29	30	16	12	31	13t	13	10t	1	22	1	1	13	14	8	24
DAL	10	13	11	20	13	11	7	11	19	22	7t	22	9	30	31	12	5t	9	5
DET	9	8	27	30	5	2	5	10	10t	1	4	29	30	19	29	19	26	6	7
GB	30	30	12	26	31	25	1	21	24	26t	2	32	20	2	2	15	15t	1	13
MIN	19	18	9	6	28	24	27	4	25	29	24t	27	23	22	24	30	25	28	22
NO	20	23	19	32	19	10	31	24	20	7	12	2	26	7	13	20t	22	5	4
NYG	21	19	21	23	18	17	8	3	17t	10	27t	16	15	17	30	20t	23	17	15
PHI	**12**	**21**	**14**	**24**	**11t**	**18**	**13**	**2**	**10t**	**11**	**24t**	**5**	**5**	**9**	**21**	**16t**	**2t**	**12**	**3**
STL	22	20	32	28	9	14	20	7	21	21	27t	18	12	13	28	23t	9t	31	30
SF	8	10	1	4	23	8	9	19	8	5	16t	12	13	16	8	1	9t	2	16
SEA	11	7	8	3	15	15	18	25	17t	16	27t	23	29	23	12	14	4	21	21
TB	31	32	26	25	29	32	19	29	28	15	16t	10	2	14	20	29	5t	29	28
WAS	14	14	18	13	10	19	24	1	6t	12	15	9	1	12	4	11	19t	23	19t

Opponent/Defense Rank
(A) Total Yards per Game
(B) Yards per Play
(C) Rushing Yards per Game
(D) Rushing Yards per Attempt
(E) Passing Net Yards per Game
(F) Passing Net Yards per Play
(G) Passing, Percent Had Intercepted
(H) Sacks per Pass Play
(I) First Downs per Game
(J) Third Down Efficiency
(K) Fourth Down Efficiency
(L) Punt Return Average
(M) Kickoff Return Average
(N) Gross Punting Average
(O) Net Punting Average
(P) Points per Game
(Q) Field Goal Percentage
Combined Offense/Defense Rank
(R) Points per Game Differential
(S) Net Yards per Game Differential

WEEK 11 / THROUGH MONDAY, NOVEMBER 21, 2011

NFL / TOTAL OFFENSE

Rank	Team	Total	Rushing	Passing	Total	Rushing	Passing
1)	New Orleans	4369	1175	3194	436.9	117.5	319.4
2)	New England	4267	1110	3157	426.7	111.0	315.7
3)	**Philadelphia**	**4155**	**1680**	**2475**	**415.5**	**168.0**	**247.5**
4)	Green Bay	4065	1016	3049	406.5	101.6	304.9
5)	Carolina	4009	1287	2722	400.9	128.7	272.2
6)	Dallas	3988	1218	2770	398.8	121.8	277.0
7)	Houston	3962	1581	2381	396.2	158.1	238.1
8)	San Diego	3902	1024	2878	390.2	102.4	287.8
9)	Pittsburgh	3830	1098	2732	383.0	109.8	273.2
10)	Oakland	3765	1568	2197	376.5	156.8	219.7
11)	Detroit	3735	1011	2724	373.5	101.1	272.4
12)	Atlanta	3690	1206	2484	369.0	120.6	248.4
13)	New York Giants	3646	832	2814	364.6	83.2	281.4
14)	Buffalo	3464	1256	2208	346.4	125.6	220.8
15)	Baltimore	3439	996	2443	343.9	99.6	244.3
16)	Tampa Bay	3434	996	2438	343.4	99.6	243.8
17)	Chicago	3329	1169	2160	332.9	116.9	216.0
18)	Cincinnati	3292	1061	2231	329.2	106.1	223.1
19)	Minnesota	3238	1431	1807	323.8	143.1	180.7
20)	San Francisco	3225	1342	1883	322.5	134.2	188.3
21)	Tennessee	3163	773	2390	316.3	77.3	239.0
22)	New York Jets	3145	966	2179	314.5	96.6	217.9
23)	Miami	3128	1123	2005	312.8	112.3	200.5
24)	Washington	3127	840	2287	312.7	84.0	228.7
25)	Arizona	3099	935	2164	309.9	93.5	216.4
26)	Kansas City	3094	1239	1855	309.4	123.9	185.5
27)	Denver	3092	1549	1543	309.2	154.9	154.3
28)	Seattle	2985	951	2034	298.5	95.1	203.4
29)	Cleveland	2981	931	2050	298.1	93.1	205.0
30)	St. Louis	2979	1066	1913	297.9	106.6	191.3
31)	Indianapolis	2757	984	1773	275.7	98.4	177.3
32)	Jacksonville	2495	1201	1294	249.5	120.1	129.4

NFL / TOTAL DEFENSE

Rank	Team	Total	Rushing	Passing	Total	Rushing	Passing
1)	Houston	2697	913	1784	269.7	91.3	178.4
2)	Pittsburgh	2801	969	1832	280.1	96.9	183.2
3)	Jacksonville	3002	1112	1890	300.2	111.2	189.0
4)	Baltimore	3045	932	2113	304.5	93.2	211.3
5)	Cleveland	3058	1393	1665	305.8	139.3	166.5
6)	Cincinnati	3111	886	2225	311.1	88.6	222.5
7)	New York Jets	3170	1169	2001	317.0	116.9	200.1
8)	San Francisco	3231	739	2492	323.1	73.9	249.2
9)	Detroit	3275	1347	1928	327.5	134.7	192.8
10)	Dallas	3286	1014	2272	328.6	101.4	227.2
11)	Seattle	3330	1000	2330	333.0	100.0	233.0
12)	**Philadelphia**	**3334**	**1109**	**2225**	**333.4**	**110.9**	**222.5**
13)	San Diego	3361	1244	2117	336.1	124.4	211.7
14)	Washington	3387	1173	2214	338.7	117.3	221.4
15)	Atlanta	3395	854	2541	339.5	85.4	254.1
16)	Miami	3498	987	2511	349.8	98.7	251.1
17)	Denver	3564	1141	2423	356.4	114.1	242.3
18)	Tennessee	3577	1243	2334	357.7	124.3	233.4
19)	Minnesota	3601	1007	2594	360.1	100.7	259.4
20)	New Orleans	3614	1215	2399	361.4	121.5	239.9
21)	New York Giants	3621	1230	2391	362.1	123.0	239.1
22)	St. Louis	3631	1481	2150	363.1	148.1	215.0
23)	Kansas City	3659	1363	2296	365.9	136.3	229.6
24)	Oakland	3717	1316	2401	371.7	131.6	240.1
25)	Chicago	3719	1012	2707	371.9	101.2	270.7
26)	Buffalo	3724	1224	2500	372.4	122.4	250.0
27)	Carolina	3748	1407	2341	374.8	140.7	234.1
28)	Arizona	3838	1272	2566	383.8	127.2	256.6
29)	Indianapolis	3906	1456	2450	390.6	145.6	245.0
30)	Green Bay	3918	1025	2893	391.8	102.5	289.3
31)	Tampa Bay	3989	1335	2654	398.9	133.5	265.4
32)	New England	4042	1047	2995	404.2	104.7	299.5

WEEK 11 / THROUGH MONDAY, NOVEMBER 21, 2011

AFC / TAKE-AWAYS, GIVE-AWAYS

		TAKE-AWAYS			GIVE-AWAYS			Net
Rank	**Team**	**Int**	**Fum**	**Total**	**Int**	**Fum**	**Total**	**Diff**
1)	Houston	14	6	20	6	3	9	= +11
2)	New England	15	5	20	10	5	15	= +5
3)	Baltimore	11	10	21	8	10	18	= +3
4t)	Buffalo	15	5	20	15	3	18	= +2
4t)	Tennessee	9	4	13	8	3	11	= +2
6t)	Cincinnati	5	9	14	12	1	13	= +1
6t)	Jacksonville	10	4	14	9	4	13	= +1
8)	New York Jets	13	7	20	10	10	20	= 0
9t)	Cleveland	6	5	11	7	5	12	= -1
9t)	Oakland	11	7	18	14	5	19	= -1
11)	Kansas City	13	3	16	12	7	19	= -3
12)	Denver	7	6	13	8	9	17	= -4
13)	Miami	6	2	8	9	5	14	= -6
14t)	Indianapolis	5	4	9	8	11	19	= -10
14t)	Pittsburgh	4	2	6	9	7	16	= -10
14t)	San Diego	10	4	14	17	7	24	= -10
	Totals	**154**	**83**	**237**	**162**	**95**	**257**	**= -20**

NFC / TAKE-AWAYS, GIVE-AWAYS

		TAKE-AWAYS			GIVE-AWAYS			Net
Rank	**Team**	**Int**	**Fum**	**Total**	**Int**	**Fum**	**Total**	**Diff**
1)	San Francisco	15	11	26	4	5	9	= +17
2)	Green Bay	19	3	22	5	5	10	= +12
3)	Chicago	15	8	23	7	5	12	= +11
4)	Detroit	15	8	23	10	4	14	= +9
5)	New York Giants	14	8	22	9	6	15	= +7
6)	Dallas	14	7	21	9	6	15	= +6
7)	Atlanta	11	5	16	10	5	15	= +1
8)	Minnesota	6	7	13	8	5	13	= 0
9)	Seattle	10	7	17	12	6	18	= -1
10)	Tampa Bay	9	6	15	15	3	18	= -3
11)	St. Louis	8	4	12	6	10	16	= -4
12t)	Carolina	7	6	13	14	4	18	= -5
12t)	New Orleans	5	4	9	11	3	14	= -5
14)	Arizona	9	4	13	14	6	20	= -7
15)	**Philadelphia**	**11**	**5**	**16**	**17**	**7**	**24**	**= -8**
16)	Washington	7	6	13	16	7	23	= -10
	Totals	**175**	**99**	**274**	**167**	**87**	**254**	**= +20**

NFL / TAKE-AWAYS, GIVE-AWAYS

		TAKE-AWAYS			GIVE-AWAYS			Net
Rank	**Team**	**Int**	**Fum**	**Total**	**Int**	**Fum**	**Total**	**Diff**
1)	San Francisco	15	11	26	4	5	9	= +17
2)	Green Bay	19	3	22	5	5	10	= +12
3t)	Houston	14	6	20	6	3	9	= +11
3t)	Chicago	15	8	23	7	5	12	= +11
5)	Detroit	15	8	23	10	4	14	= +9
6)	New York Giants	14	8	22	9	6	15	= +7
7)	Dallas	14	7	21	9	6	15	= +6
8)	New England	15	5	20	10	5	15	= +5
9)	Baltimore	11	10	21	8	10	18	= +3
10t)	Buffalo	15	5	20	15	3	18	= +2
10t)	Tennessee	9	4	13	8	3	11	= +2
12t)	Cincinnati	5	9	14	12	1	13	= +1
12t)	Jacksonville	10	4	14	9	4	13	= +1
12t)	Atlanta	11	5	16	10	5	15	= +1
15t)	New York Jets	13	7	20	10	10	20	= 0
15t)	Minnesota	6	7	13	8	5	13	= 0
17t)	Cleveland	6	5	11	7	5	12	= -1
17t)	Oakland	11	7	18	14	5	19	= -1
17t)	Seattle	10	7	17	12	6	18	= -1
20t)	Kansas City	13	3	16	12	7	19	= -3
20t)	Tampa Bay	9	6	15	15	3	18	= -3
22t)	Denver	7	6	13	8	9	17	= -4
22t)	St. Louis	8	4	12	6	10	16	= -4
24t)	Carolina	7	6	13	14	4	18	= -5
24t)	New Orleans	5	4	9	11	3	14	= -5
26)	Miami	6	2	8	9	5	14	= -6
27)	Arizona	9	4	13	14	6	20	= -7
28)	**Philadelphia**	**11**	**5**	**16**	**17**	**7**	**24**	**= -8**
29t)	Indianapolis	5	4	9	8	11	19	= -10
29t)	Pittsburgh	4	2	6	9	7	16	= -10
29t)	San Diego	10	4	14	17	7	24	= -10
29t)	Washington	7	6	13	16	7	23	= -10
	Totals	**329**	**182**	**511**	**329**	**182**	**511**	**= 0**

WEEK 11 / THROUGH MONDAY, NOVEMBER 21, 2011

NFL / TEAM/OFFENSE INSIDE THE 20

Rank	Team	Poss	Pts	TD	TD%	FG	Score	Score%
1)	Tennessee	22	124	16	72.7	4	20	90.9
2)	Green Bay	42	225	27	64.3	12	39	92.9
3)	New England	45	233	28	62.2	12	40	88.9
4)	New York Jets	31	157	19	61.3	8	27	87.1
5)	Chicago	27	142	16	59.3	10	26	96.3
6t)	New York Giants	31	153	18	58.1	9	27	87.1
6t)	Oakland	31	149	18	58.1	8	26	83.9
8)	Detroit	37	185	21	56.8	13	34	91.9
9)	Buffalo	34	158	19	55.9	8	27	79.4
10)	Arizona	27	116	15	55.6	4	19	70.4
11)	Minnesota	33	153	18	54.5	9	27	81.8
12)	Atlanta	37	179	20	54.1	13	33	89.2
13)	Cincinnati	30	143	16	53.3	11	27	90.0
14)	New Orleans	47	218	24	51.1	16	40	85.1
15t)	Denver	22	99	11	50.0	7	18	81.8
15t)	Miami	34	151	17	50.0	11	28	82.4
15t)	Pittsburgh	34	155	17	50.0	12	29	85.3
18)	San Diego	37	160	18	48.6	11	29	78.4
19)	Seattle	27	117	13	48.1	9	22	81.5
20)	Houston	40	181	19	47.5	16	35	87.5
21)	Carolina	38	163	18	47.4	12	30	78.9
22)	Baltimore	34	161	16	47.1	16	32	94.1
23)	Washington	30	122	14	46.7	8	22	73.3
24)	Cleveland	22	90	10	45.5	7	17	77.3
25t)	Jacksonville	18	74	8	44.4	6	14	77.8
25t)	**Philadelphia**	**45**	**185**	**20**	**44.4**	**15**	**35**	**77.8**
27)	Indianapolis	21	81	9	42.9	6	15	71.4
28)	San Francisco	38	166	16	42.1	18	34	89.5
29)	Dallas	32	136	13	40.6	15	28	87.5
30)	Kansas City	25	97	10	40.0	9	19	76.0
31)	Tampa Bay	28	104	11	39.3	10	21	75.0
32)	St. Louis	21	83	8	38.1	9	17	81.0

NFL / OPPONENTS/DEFENSE INSIDE THE 20

Rank	Team	Poss	Pts	TD	TD%	FG	Score	Score%
1)	San Francisco	25	92	8	32.0	12	20	80.0
2)	Miami	32	117	11	34.4	13	24	75.0
3)	Atlanta	30	116	11	36.7	13	24	80.0
4)	Baltimore	29	110	11	37.9	11	22	75.9
5)	Washington	34	133	13	38.2	14	27	79.4
6)	Chicago	37	139	15	40.5	12	27	73.0
7)	Detroit	36	151	15	41.7	15	30	83.3
8)	Cleveland	28	123	12	42.9	13	25	89.3
9t)	Arizona	39	167	18	46.2	14	32	82.1
9t)	Seattle	26	114	12	46.2	10	22	84.6
11)	Tennessee	34	148	16	47.1	12	28	82.4
12t)	Minnesota	38	168	18	47.4	14	32	84.2
12t)	New York Giants	38	162	18	47.4	12	30	78.9
14)	Tampa Bay	42	182	20	47.6	14	34	81.0
15)	New York Jets	29	132	14	48.3	11	25	86.2
16)	New England	40	172	20	50.0	11	31	77.5
17)	Green Bay	31	140	16	51.6	10	26	83.9
18)	Houston	26	113	14	53.8	5	19	73.1
19)	St. Louis	29	142	16	55.2	10	26	89.7
20)	Denver	34	170	19	55.9	13	32	94.1
21)	Jacksonville	28	133	16	57.1	7	23	82.1
22)	Dallas	29	143	17	58.6	8	25	86.2
23)	Cincinnati	25	131	15	60.0	9	24	96.0
24t)	Kansas City	33	162	20	60.6	7	27	81.8
24t)	San Diego	33	172	20	60.6	10	30	90.9
26)	Oakland	31	151	19	61.3	6	25	80.6
27)	Carolina	37	194	23	62.2	11	34	91.9
28)	New Orleans	24	132	15	62.5	9	24	100.0
29)	Pittsburgh	22	119	14	63.6	7	21	95.5
30)	Buffalo	37	192	24	64.9	8	32	86.5
31)	Indianapolis	38	199	25	65.8	8	33	86.8
32)	**Philadelphia**	**26**	**141**	**18**	**69.2**	**5**	**23**	**88.5**

WEEK 11 / THROUGH MONDAY, NOVEMBER 21, 2011

NFL / OFFENSE/TEAMS: FIRST DOWNS, THIRD DOWNS, FOURTH DOWNS

		FIRST DOWNS				THIRD DOWNS			FOURTH DOWNS		
Rank	Team	Total	Rush	Pass	Pen	Made	Att	Pct	Made	Att	Pct
1)	New Orleans	245	64	170	11	72	135	53.3	3	5	60.0
2)	New England	244	62	162	20	53	120	44.2	5	8	62.5
3)	**Philadelphia**	**231**	**94**	**120**	**17**	**60**	**135**	**44.4**	**5**	**12**	**41.7**
4)	San Diego	229	54	154	21	66	135	48.9	1	5	20.0
5)	Atlanta	226	67	131	28	58	136	42.6	3	6	50.0
6t)	Pittsburgh	222	57	151	14	66	130	50.8	1	4	25.0
6t)	Green Bay	222	64	140	18	62	121	51.2	4	7	57.1
8)	Carolina	217	77	120	20	49	124	39.5	3	6	50.0
9)	Houston	213	87	118	8	65	142	45.8	2	9	22.2
10)	Detroit	207	48	136	23	40	134	29.9	6	9	66.7
11)	Oakland	203	79	104	20	49	127	38.6	4	8	50.0
12)	Dallas	202	54	137	11	50	125	40.0	3	6	50.0
13)	Baltimore	199	48	126	25	55	140	39.3	3	4	75.0
14)	New York Giants	197	51	129	17	47	131	35.9	3	8	37.5
15)	Buffalo	196	64	107	25	42	119	35.3	4	11	36.4
16)	New York Jets	186	56	112	18	50	132	37.9	1	6	16.7
17)	Washington	185	39	128	18	49	138	35.5	3	9	33.3
18t)	Miami	184	56	109	19	39	125	31.2	6	12	50.0
18t)	Tampa Bay	184	48	119	17	50	137	36.5	5	10	50.0
20)	Chicago	183	56	106	21	44	128	34.4	2	6	33.3
21t)	Cleveland	181	44	117	20	62	152	40.8	9	14	64.3
21t)	Arizona	181	50	112	19	36	119	30.3	7	12	58.3
21t)	Minnesota	181	70	98	13	54	134	40.3	2	10	20.0
21t)	San Francisco	181	64	96	21	43	135	31.9	4	6	66.7
25)	Cincinnati	179	56	106	17	51	139	36.7	2	6	33.3
26)	Denver	178	76	84	18	42	129	32.6	1	7	14.3
27)	St. Louis	175	53	107	15	42	144	29.2	7	16	43.8
28)	Kansas City	173	58	97	18	54	139	38.8	4	11	36.4
29)	Tennessee	170	39	112	19	55	138	39.9	7	8	87.5
30)	Seattle	163	51	98	14	44	139	31.7	6	10	60.0
31)	Jacksonville	154	67	70	17	49	150	32.7	4	10	40.0
32)	Indianapolis	150	46	95	9	45	133	33.8	0	5	0.0
	Totals	**6241**	**1899**	**3771**	**571**	**1643**	**4265**	**38.5**	**120**	**266**	**45.1**

NFL / DEFENSE/OPPONENTS: FIRST DOWNS, THIRD DOWNS, FOURTH DOWNS

		FIRST DOWNS				THIRD DOWNS			FOURTH DOWNS		
Rank	Team	Total	Rush	Pass	Pen	Made	Att	Pct	Made	Att	Pct
1)	Houston	161	45	99	17	38	121	31.4	5	9	55.6
2)	Jacksonville	166	43	108	15	55	141	39.0	3	5	60.0
3)	Cincinnati	170	56	106	8	50	139	36.0	3	6	50.0
4)	Pittsburgh	171	47	104	20	57	136	41.9	5	8	62.5
5)	Baltimore	172	52	106	14	45	141	31.9	5	12	41.7
6t)	New York Jets	176	55	104	17	39	128	30.5	1	8	12.5
6t)	Washington	176	55	109	12	50	135	37.0	3	7	42.9
8)	San Francisco	177	35	126	16	45	132	34.1	7	14	50.0
9)	Cleveland	178	77	84	17	55	140	39.3	4	8	50.0
10t)	Detroit	184	51	107	26	38	133	28.6	3	11	27.3
10t)	**Philadelphia**	**184**	**54**	**109**	**21**	**46**	**127**	**36.2**	**5**	**8**	**62.5**
12)	Atlanta	185	55	116	14	56	132	42.4	4	6	66.7
13t)	Miami	188	51	122	15	54	145	37.2	4	11	36.4
13t)	San Diego	188	65	108	15	54	114	47.4	1	5	20.0
13t)	Chicago	188	45	132	11	51	137	37.2	4	11	36.4
16)	Kansas City	193	65	116	12	51	133	38.3	6	10	60.0
17t)	New York Giants	195	59	123	13	51	141	36.2	8	12	66.7
17t)	Seattle	195	51	117	27	56	148	37.8	2	3	66.7
19)	Dallas	196	52	126	18	51	125	40.8	2	6	33.3
20)	New Orleans	199	63	112	24	47	134	35.1	5	13	38.5
21)	St. Louis	201	74	111	16	57	140	40.7	4	6	66.7
22)	Denver	202	59	121	22	47	132	35.6	2	7	28.6
23)	Carolina	205	75	109	21	56	126	44.4	2	6	33.3
24)	Green Bay	209	55	144	10	54	126	42.9	2	11	18.2
25)	Minnesota	215	58	136	21	58	133	43.6	5	8	62.5
26)	Buffalo	216	70	133	13	49	115	42.6	4	6	66.7
27)	Tennessee	217	67	127	23	63	147	42.9	4	12	33.3
28)	Tampa Bay	221	73	128	20	42	112	37.5	3	6	50.0
29)	Indianapolis	223	89	124	10	67	141	47.5	3	3	100.0
30)	New England	227	57	156	14	56	130	43.1	5	12	41.7
31)	Oakland	230	64	127	39	57	141	40.4	3	10	30.0
32)	Arizona	233	82	121	30	48	140	34.3	3	6	50.0
	Totals	**6241**	**1899**	**3771**	**571**	**1643**	**4265**	**38.5**	**120**	**266**	**45.1**

WEEK 11 / THROUGH MONDAY, NOVEMBER 21, 2011

NFL / FIRST-DOWN PLAYS BY TEAMS

Rank	Team	Yds/Play	Plays	Yards
1)	Houston	6.73	296	1993
2)	Green Bay	6.53	288	1880
3)	New England	6.52	316	2060
4)	Buffalo	6.45	278	1792
5)	**Philadelphia**	**6.21**	**310**	**1926**
6)	Detroit	6.09	294	1791
7)	Oakland	6.03	293	1767
8)	Carolina	5.98	302	1805
9)	Dallas	5.91	292	1725
10)	San Diego	5.91	312	1843
11)	Washington	5.85	279	1633
12)	Atlanta	5.77	308	1778
13)	San Francisco	5.76	272	1566
14)	New Orleans	5.75	318	1830
15)	Tampa Bay	5.70	279	1591
16)	New York Giants	5.63	285	1605
17)	Chicago	5.57	272	1516
18)	Denver	5.55	278	1544
19)	Baltimore	5.37	291	1564
20)	Indianapolis	5.36	251	1345
21)	Arizona	5.34	270	1441
22)	Pittsburgh	5.33	295	1573
23)	Miami	5.27	273	1439
24)	Minnesota	5.23	267	1397
25)	Tennessee	5.22	255	1330
26)	Cleveland	5.07	271	1373
27)	Seattle	4.97	268	1332
28)	New York Jets	4.93	282	1391
29)	Cincinnati	4.92	276	1359
30)	Kansas City	4.88	272	1326
31)	Jacksonville	4.18	258	1079
32)	St. Louis	4.15	279	1157
	TOTAL	**5.59**	**9080**	**50751**

NFL / FIRST-DOWN PLAYS BY OPPONENTS

Rank	Team	Yds/Play	Plays	Yards
1)	Pittsburgh	4.30	249	1071
2)	Seattle	4.74	288	1365
3)	Detroit	4.85	289	1401
4)	Baltimore	4.86	280	1360
5)	New York Jets	4.88	278	1358
6)	Houston	4.95	253	1252
7)	Minnesota	5.01	296	1482
8)	Jacksonville	5.01	257	1287
9)	Denver	5.14	298	1531
10)	Cincinnati	5.33	273	1454
11)	Cleveland	5.34	265	1414
12)	Dallas	5.37	279	1498
13)	San Francisco	5.44	272	1479
14)	Tennessee	5.47	301	1646
15)	**Philadelphia**	**5.47**	**266**	**1455**
16)	Indianapolis	5.50	306	1682
17)	Oakland	5.55	311	1725
18)	Chicago	5.59	287	1605
19)	Atlanta	5.63	273	1537
20)	Arizona	5.63	322	1813
21)	New York Giants	5.80	290	1681
22)	St. Louis	5.85	287	1680
23)	Miami	5.90	283	1671
24)	San Diego	5.94	269	1599
25)	Kansas City	5.95	278	1653
26)	Washington	5.96	274	1634
27)	Carolina	6.08	273	1661
28)	New Orleans	6.31	282	1779
29)	Tampa Bay	6.37	295	1880
30)	Buffalo	6.55	299	1957
31)	Green Bay	6.78	296	2006
32)	New England	6.86	311	2135
	TOTAL	**5.59**	**9080**	**50751**

WEEK 11 / THROUGH MONDAY, NOVEMBER 21, 2011

NFL / KICKOFFS (Receiving Team)

Rank	Team	TotKO	AdjKO	TB	TB%	EZ	EZ%	OB	I20	Avg.Start
1)	New York Jets	51	47	15	31.9	36	70.6	0	6	27.5
2)	Cleveland	48	47	18	38.3	34	70.8	2	5	25.2
3)	Minnesota	58	56	24	42.9	45	77.6	0	6	24.8
4)	San Francisco	37	36	13	36.1	29	78.4	0	8	24.6
5)	Chicago	50	47	13	27.7	27	54.0	1	15	23.5
6)	Green Bay	48	41	17	41.5	37	77.1	1	10	23.0
7)	Tampa Bay	57	56	30	53.6	42	73.7	0	9	22.9
8)	Pittsburgh	44	40	20	50.0	35	79.5	1	5	22.6
9)	Oakland	52	50	23	46.0	43	82.7	1	16	22.5
10)	Seattle	51	51	18	35.3	41	80.4	1	12	22.5
11)	Baltimore	46	44	16	36.4	38	82.6	1	15	22.2
12)	New England	45	40	9	22.5	27	60.0	2	10	21.9
13)	San Diego	55	54	25	46.3	45	81.8	0	9	21.9
14)	Denver	56	54	37	68.5	52	92.9	0	5	21.8
15)	Carolina	59	58	30	51.7	50	84.7	1	11	21.7
16)	Arizona	52	51	17	33.3	44	84.6	1	12	21.6
17)	Detroit	51	49	33	67.3	44	86.3	0	3	21.6
18)	Tennessee	45	44	27	61.4	41	91.1	1	6	21.3
19)	St. Louis	53	51	22	43.1	37	69.8	1	12	21.1
20)	New Orleans	51	50	25	50.0	48	94.1	0	10	21.1
21)	**Philadelphia**	**45**	**45**	**19**	**42.2**	**35**	**77.8**	**1**	**8**	**21.0**
22)	Houston	42	40	24	60.0	38	90.5	0	7	21.0
23)	Dallas	47	47	30	63.8	39	83.0	1	8	20.9
24)	Jacksonville	41	40	16	40.0	35	85.4	0	8	20.9
25)	Washington	52	52	18	34.6	42	80.8	0	16	20.8
26)	Kansas City	55	53	19	35.8	44	80.0	0	16	20.6
27)	New York Giants	52	51	21	41.2	44	84.6	1	14	20.2
28)	Cincinnati	47	46	23	50.0	43	91.5	0	9	20.1
29)	Miami	45	44	18	40.9	34	75.6	0	15	20.1
30)	Buffalo	53	53	33	62.3	45	84.9	0	9	19.9
31)	Atlanta	52	52	36	69.2	48	92.3	0	8	19.5
32)	Indianapolis	60	60	39	65.0	52	86.7	0	15	19.0
	Totals	**1600**	**1549**	**728**	**47.0**	**1294**	**83.5**	**17**	**318**	**21.8**

NFL / KICKOFFS (Kicking Team)

Rank	Team	TotKO	AdjKO	TB	TB%	EZ	EZ%	OB	I20	Avg.Start
1)	Tampa Bay	44	39	20	51.3	33	75.0	1	10	19.3
2)	St. Louis	33	32	12	37.5	31	93.9	1	12	19.5
3)	Washington	40	38	24	63.2	30	75.0	1	9	19.8
4)	**Philadelphia**	**52**	**51**	**16**	**31.4**	**41**	**78.8**	**1**	**17**	**20.1**
5)	New York Jets	50	50	13	26.0	35	70.0	1	18	20.1
6)	Denver	45	43	33	76.7	39	86.7	1	4	20.5
7)	Buffalo	49	46	15	32.6	35	71.4	1	14	20.7
8)	Cincinnati	51	51	28	54.9	46	90.2	0	11	20.9
9)	San Francisco	61	59	31	52.5	51	83.6	0	9	21.0
10)	Atlanta	53	51	15	29.4	41	77.4	1	17	21.1
11)	Kansas City	37	34	25	73.5	30	81.1	0	3	21.2
12)	Arizona	45	45	12	26.7	35	77.8	0	15	21.2
13)	Miami	49	47	21	44.7	40	81.6	1	12	21.4
14)	Jacksonville	38	38	24	63.2	36	94.7	0	5	21.7
15)	Indianapolis	35	34	25	73.5	34	97.1	0	2	21.8
16)	New England	63	60	19	31.7	43	68.3	2	17	21.8
17)	Green Bay	69	68	33	48.5	59	85.5	0	11	21.9
18)	Houston	57	57	21	36.8	46	80.7	0	13	21.9
19)	New Orleans	64	61	42	68.9	56	87.5	0	8	21.9
20)	Dallas	58	57	23	40.4	42	72.4	1	11	21.9
21)	Pittsburgh	49	49	19	38.8	42	85.7	1	8	22.0
22)	Tennessee	47	45	25	55.6	38	80.9	2	11	22.1
23)	Chicago	60	60	31	51.7	48	80.0	1	5	22.2
24)	New York Giants	48	48	21	43.8	33	68.8	0	8	22.3
25)	Baltimore	55	54	37	68.5	53	96.4	0	2	22.7
26)	Cleveland	38	36	8	22.2	27	71.1	1	13	23.1
27)	Seattle	42	40	17	42.5	37	88.1	0	10	23.2
28)	Carolina	50	44	32	72.7	42	84.0	0	4	23.2
29)	San Diego	55	54	20	37.0	44	80.0	0	10	23.5
30)	Detroit	64	62	32	51.6	56	87.5	0	11	24.0
31)	Oakland	51	48	22	45.8	35	68.6	0	5	24.0
32)	Minnesota	48	48	12	25.0	36	75.0	0	13	24.3
	Totals	**1600**	**1549**	**728**	**47.0**	**1294**	**83.5**	**17**	**318**	**21.8**

Note: Average team drive start DOES NOT include onside kicks or kickoffs at the end of a half unless either kickoff is returned for a touchdown. All other kickoffs (returned kickoffs, fair catches, touchback and kickoffs out of bounds) are included. Kickoffs resulting in the kicking team retaining possession are not included.

ADJ KO: Adjusted kickoffs are used to compute the Avg. Team Drive Start.

I20: The number of drives that start inside (not including) the 20 yd line.

WEEK 11 / THROUGH MONDAY, NOVEMBER 21, 2011

NFL / SINGLE-GAME HIGHS / PLAYERS

Most Points-- 18, Austin, Dal. at S.F., 9/18 (OT), (3 td, 0 fg, 0 xp, 0 2pt)
Most Points-- 18, (12 times in Non-Overtime Games)
Passing Yards-- 517, Brady, N.E. at Miami, 9/12, (32-48, 517, 4 td, 1 int)
Longest Pass-- 99, Brady, N.E. at Miami, 9/12, (to Welker, Wes, td)
Passing Touchdowns-- 5, (3 times in Non-Overtime Games)
Rushing Yards-- 253, Murray, Dal. vs. St.L., 10/23, (25-253, 1 td)
Rushing Attempts-- 33, Hardesty, Clev. vs. Sea., 10/23, (33-95, 0 td)
Rushing Attempts-- 33, Foster, Hou. vs. Jax , 10/30, (33-112, 1 td)
Longest Rush-- 91, Murray, Dal. vs. St.L., 10/23, td
Receptions-- 16, Welker, N.E. at Buff., 9/25, (16-217, 2 td)
Receiving Yards-- 217, Welker, N.E. at Buff., 9/25, (16-217, 2 td)
Kickoff Return Yards-- 198, J. McKnight, NY-J at N.E., 10/9, (5-198, 0 td)
Kickoff Returns-- 6, (4 times in Non-Overtime Games)
Longest Kickoff Return-- 108, Cobb, G.B. vs. N.O., 9/8, td
Punt Return Yards-- 128, Decker, Denv. vs. Oak., 9/12, (5-128, 0 fc, 1 td)
Punt Returns-- 7, Tate, Cin. vs. Buff., 10/2, (7-69, 0 fc, 0 td)
Punt Returns-- 7, Washington, Sea. at St.L., 11/20, (7-74, 1 fc, 0 td)
Longest Punt Return-- 99, Peterson, Ariz. vs. St.L., 11/6 (OT), td
Longest Punt Return-- 90, Decker, Denv. vs. Oak., 9/12, td
Interceptions-- 3, Coleman, Phil. at Wash., 10/16, (3-25, 0 td)
Longest Interception Return-- 100, Revis, NY-J vs. Miami, 10/17, td
Longest Interception Return-- 100, Houston, Det. at Denv., 10/30, td
Sacks-- 4.0, (3 times in Non-Overtime Games)
Scrimmage Yards-- 253, Murray, Dal. vs. St.L., 10/23, (Rush 25-253, Rec 0-0)
Longest Punt-- 77, Ryan, Sea. at S.F., 9/11
Longest Punt-- 77, Lechler, Oak. at Denv., 9/12
Punts-- 10, Jones, St.L. vs. Sea., 11/20, (10-441, 44.1)
Field Goals Made-- 6, Bailey, Dal. vs. Wash., 9/26, (6-6, 41 lg)
Longest Field Goal-- 63, Janikowski, Oak. at Denv., 9/12

300-Yard Passing Games
517, Brady, NE at MIA 09/12 (32-48, 4 TD)
432, Newton, CAR vs. GB 09/18 (28-46, 1 TD)
423, Brady, NE vs. SD 09/18 (31-40, 3 TD)
422, Newton, CAR at ARI 09/11 (24-37, 2 TD)
420, Manning, NYG vs. SEA 10/09 (24-39, 3 TD)
419, Brees, NO at GB 09/08 (32-49, 3 TD)
416, Henne, MIA vs. NE 09/12 (30-49, 2 TD)
416, Schaub, HOU vs. OAK 10/09 (24-51, 2 TD)
416, Vick, PHI vs. SF 10/02 (30-46, 2 TD)
408, Rodgers, GB vs. DEN 10/02 (29-38, 4 TD)
396, Rodgers, GB at ATL 10/09 (26-39, 2 TD)
389, Flacco, BAL at STL 09/25 (27-48, 3 TD)
387, Brady, NE at BUF 09/25 (30-45, 4 TD)
385, Rivers, SD vs. GB 11/06 (26-46, 4 TD)
383, Brees, NO at TB 10/16 (29-45, 1 TD)
378, Rivers, SD at NE 09/18 (29-40, 2 TD)
378, Stafford, DET at MIN 09/25 (ot) (32-46, 2 TD)
374, Newton, CAR at CHI 10/02 (27-46, 1 TD)
373, Schaub, HOU at NO 09/25 (22-39, 3 TD)
373, Dalton, CIN at BAL 11/20 (24-45, 1 TD)
370, Brees, NO vs. HOU 09/25 (31-44, 3 TD)
369, Rivers, SD at KC 10/31 (ot) (26-41, 0 TD)
369, Fitzpatrick, BUF vs. NE 09/25 (27-40, 2 TD)
369, Sanchez, NYJ at OAK 09/25 (27-44, 2 TD)
365, Roethlisberger, PIT vs. NE 10/30 (36-50, 2 TD)
364, Roethlisberger, PIT at IND 09/25 (25-37, 1 TD)
361, Roethlisberger, PIT at ARI 10/23 (26-39, 3 TD)
359, Brees, NO at CAR 10/09 (32-45, 2 TD)
358, Hasselbeck, TEN vs. BAL 09/18 (30-42, 1 TD)
351, Ryan, ATL vs. NO 11/13 (ot) (29-52, 2 TD)
351, Brees, NO at JAX 10/02 (31-44, 1 TD)
350, McCoy, CLE vs. TEN 10/02 (40-61, 1 TD)
349, Manning, NYG vs. MIA 10/30 (31-45, 2 TD)
345, Romo, DAL at SF 09/18 (ot) (20-33, 2 TD)
344, J. Campbell, OAK vs. NE 10/02 (25-39, 1 TD)
342, Romo, DAL at NYJ 09/11 (23-36, 2 TD)
342, Brady, NE vs. NYG 11/06 (28-49, 2 TD)
342, Freeman, TB at GB 11/20 (28-38, 2 TD)
336, Flacco, BAL vs. ARI 10/30 (31-51, 0 TD)
335, Sanchez, NYJ vs. DAL 09/11 (26-44, 2 TD)
335, Rivers, SD vs. MIN 09/11 (33-48, 2 TD)
335, Rodgers, GB at MIN 10/23 (24-30, 3 TD)
335, Stafford, DET vs. CAR 11/20 (28-36, 5 TD)
332, Dalton, CIN at DEN 09/18 (27-41, 2 TD)
332, Palmer, OAK vs. DEN 11/06 (19-35, 3 TD)
331, Bradford, STL at NYG 09/19 (22-46, 1 TD)
331, Romo, DAL vs. DET 10/02 (34-47, 3 TD)

330, Roethlisberger, PIT vs. BAL 11/06 (20-37, 1 TD)
330, Ryan, ATL at TB 09/25 (26-47, 1 TD)
329, Stafford, DET at CHI 11/13 (33-63, 1 TD)
329, Brady, NE at NYJ 11/13 (26-39, 3 TD)
328, Bradford, STL at GB 10/16 (29-45, 0 TD)
325, Brees, NO vs. IND 10/23 (31-35, 5 TD)
323, Jackson, SEA vs. CIN 10/30 (21-40, 0 TD)
323, J. Campbell, OAK at BUF 09/18 (23-33, 2 TD)
322, Brees, NO at ATL 11/13 (ot) (30-43, 2 TD)
321, Manning, NYG at ARI 10/02 (27-40, 2 TD)
321, Brady, NE vs. NYJ 10/09 (24-33, 1 TD)
319, Jackson, SEA vs. ATL 10/02 (25-38, 3 TD)
319, Ryan, ATL at CHI 09/11 (31-47, 0 TD)
317, Romo, DAL at NE 10/16 (27-41, 1 TD)
316, Ryan, ATL vs. TEN 11/20 (22-32, 1 TD)
316, Rodgers, GB vs. STL 10/16 (18-29, 3 TD)
315, Vick, PHI at BUF 10/09 (26-40, 2 TD)
315, J. Skelton, ARI at PHI 11/13 (21-40, 3 TD)
312, Cutler, CHI vs. ATL 09/11 (22-32, 2 TD)
312, Rodgers, GB vs. NO 09/08 (27-35, 3 TD)
311, Hasselbeck, TEN vs. DEN 09/25 (27-36, 2 TD)
311, Manning, NYG at SF 11/13 (26-40, 2 TD)
309, Kolb, ARI vs. CAR 09/11 (18-27, 2 TD)
308, Rodgers, GB at CAR 09/18 (19-30, 2 TD)
307, Rivers, SD vs. MIA 10/02 (21-31, 1 TD)
306, Sanchez, NYJ vs. NE 11/13 (20-39, 1 TD)
305, Flacco, BAL vs. HOU 10/16 (20-33, 0 TD)
305, Grossman, WAS vs. NYG 09/11 (21-34, 2 TD)
305, Stafford, DET at TB 09/11 (24-33, 3 TD)
304, Orton, DEN vs. OAK 09/12 (24-46, 1 TD)
303, Freeman, TB vs. NO 10/16 (23-41, 2 TD)
302, Cutler, CHI vs. GB 09/25 (21-37, 2 TD)
300, Flacco, BAL at PIT 11/06 (28-47, 1 TD)

100-Yard Receiving Games

217, Welker, NE at BUF 09/25 (16 rec., 2 TD)
181, S. Smith, CAR at CHI 10/02 (8 rec., 0 TD)
178, S. Smith, CAR at ARI 09/11 (8 rec., 2 TD)
172, Jackson, SD at NE 09/18 (10 rec., 2 TD)
171, D. Jackson, PHI vs. SF 10/02 (6 rec., 0 TD)
171, Maclin, PHI at ATL 09/18 (13 rec., 2 TD)
165, T. Smith, BAL vs. CIN 11/20 (6 rec., 1 TD)
165, Jackson, SD at CHI 11/20 (7 rec., 1 TD)
162, Nicks, NYG at ARI 10/02 (10 rec., 1 TD)
161, Cruz, NYG vs. SEA 10/09 (8 rec., 1 TD)
160, Welker, NE at MIA 09/12 (8 rec., 2 TD)
158, Welker, NE at OAK 10/02 (9 rec., 1 TD)
156, S. Smith, CAR vs. GB 09/18 (6 rec., 0 TD)
152, Simpson, CIN at BAL 11/20 (8 rec., 0 TD)
152, T. Smith, BAL at STL 09/25 (5 rec., 3 TD)
147, White, ATL vs. TEN 11/20 (7 rec., 0 TD)
147, G. Jennings, GB at MIN 10/23 (7 rec., 1 TD)
146, D. Moore, OAK at BUF 09/18 (5 rec., 1 TD)
146, Garcon, IND at TB 10/03 (2 rec., 2 TD)
146, Fitzgerald, ARI at PHI 11/13 (7 rec., 2 TD)
145, Boldin, BAL vs. ARI 10/30 (7 rec., 0 TD)
144, Wallace, PIT at IND 09/25 (5 rec., 1 TD)
143, Austin, DAL at SF 09/18 (ot) (9 rec., 3 TD)
143, S. Smith, CAR vs. WAS 10/23 (7 rec., 0 TD)
141, Jackson, SD vs. GB 11/06 (7 rec., 3 TD)
140, Ja. Jones, GB at ATL 10/09 (5 rec., 1 TD)
140, White, ATL at TB 09/25 (9 rec., 0 TD)
139, Marshall, MIA vs. NE 09/12 (7 rec., 0 TD)
139, Avant, PHI at BUF 10/09 (9 rec., 0 TD)
136, Simpson, CIN at DEN 09/18 (4 rec., 0 TD)
136, Baldwin, SEA at NYG 10/09 (8 rec., 1 TD)
136, Lloyd, DEN at GB 10/02 (8 rec., 0 TD)
136, Britt, TEN at JAX 09/11 (5 rec., 2 TD)
136, Welker, NE vs. NYG 11/06 (9 rec., 0 TD)
135, Britt, TEN vs. BAL 09/18 (9 rec., 1 TD)
133, Douglas, ATL vs. NO 11/13 (ot) (8 rec., 0 TD)
133, Fitzgerald, ARI at WAS 09/18 (7 rec., 1 TD)
132, Boldin, BAL vs. HOU 10/16 (8 rec., 0 TD)
132, Graham, NO at JAX 10/02 (10 rec., 1 TD)
132, Winslow, TB at GB 11/20 (9 rec., 0 TD)
131, Jones, ATL at IND 11/06 (3 rec., 2 TD)
130, Johnson, DET vs. CHI 10/10 (5 rec., 1 TD)
129, Graham, NO at CAR 10/09 (8 rec., 0 TD)
129, Branch, NE vs. SD 09/18 (8 rec., 0 TD)
128, Bowe, KC at IND 10/09 (7 rec., 2 TD)
128, Cruz, NYG vs. PHI 11/20 (6 rec., 1 TD)
128, A. Johnson, HOU at NO 09/25 (7 rec., 0 TD)
127, Jones, ATL at SEA 10/02 (11 rec., 0 TD)

126, Casey, HOU at NO 09/25 (5 rec., 1 TD)
126, Wallace, PIT vs. SEA 09/18 (8 rec., 1 TD)
125, Johnson, DET at DEN 10/30 (6 rec., 1 TD)
125, Garcon, IND vs. KC 10/09 (5 rec., 2 TD)
124, Graham, NO at TB 10/16 (7 rec., 0 TD)
124, Green, CIN at DEN 09/18 (10 rec., 1 TD)
124, Welker, NE vs. NYJ 10/09 (5 rec., 0 TD)
123, Nelson, GB vs. TB 11/20 (6 rec., 2 TD)
123, D. Moore, OAK at SD 11/10 (5 rec., 2 TD)
122, Nicks, NYG at WAS 09/11 (7 rec., 0 TD)
122, Alexander, STL at NYG 09/19 (3 rec., 1 TD)
120, Crabtree, SF vs. ARI 11/20 (7 rec., 0 TD)
119, Foster, HOU at TEN 10/23 (5 rec., 1 TD)
119, G. Jennings, GB at CHI 09/25 (9 rec., 0 TD)
118, Green, CIN vs. BUF 10/02 (4 rec., 0 TD)
118, Colston, NO at TB 10/16 (7 rec., 1 TD)
118, Hill, JAX vs. CIN 10/09 (5 rec., 1 TD)
118, Wallace, PIT at ARI 10/23 (3 rec., 1 TD)
117, Forte, CHI at NO 09/18 (10 rec., 0 TD)
116, Tomlinson, NYJ at OAK 09/25 (5 rec., 1 TD)
116, Robinson, DAL vs. DET 10/02 (7 rec., 0 TD)
116, Foster, HOU vs. OAK 10/09 (5 rec., 0 TD)
115, Heyward-Bey, OAK vs. NE 10/02 (4 rec., 0 TD)
115, Johnson, DET vs. ATL 10/23 (5 rec., 1 TD)
115, Breaston, KC vs. MIA 11/06 (7 rec., 0 TD)
115, Gaffney, WAS vs. DAL 11/20 (ot) (7 rec., 1 TD)
115, Washington, TEN at ATL 11/20 (9 rec., 2 TD)
115, Jones, ATL at TB 09/25 (6 rec., 0 TD)
114, V. Davis, SF at CIN 09/25 (8 rec., 0 TD)
113, Colston, NO at ATL 11/13 (ot) (8 rec., 0 TD)
113, Decker, DEN vs. CIN 09/18 (5 rec., 2 TD)
113, Johnson, DET vs. SF 10/16 (7 rec., 0 TD)
113, R. Gronkowski, NE at NYJ 11/13 (8 rec., 2 TD)
112, Pettigrew, DET at MIN 09/25 (ot) (11 rec., 0 TD)
112, Dreessen, HOU vs. OAK 10/09 (5 rec., 1 TD)
111, Jenkins, MIN vs. GB 10/23 (3 rec., 1 TD)
110, Witten, DAL at NYJ 09/11 (6 rec., 0 TD)
110, Cruz, NYG at PHI 09/25 (3 rec., 2 TD)
109, A. Brown, PIT vs. BAL 11/06 (5 rec., 0 TD)
109, Marshall, MIA at NYJ 10/17 (6 rec., 0 TD)
109, Rice, SEA vs. ARI 09/25 (8 rec., 0 TD)
109, R. Gronkowski, NE at BUF 09/25 (7 rec., 2 TD)
108, Jackson, SD vs. MIA 10/02 (3 rec., 1 TD)
108, Johnson, DET at MIN 09/25 (ot) (7 rec., 2 TD)
107, Williams, TEN at CAR 11/13 (5 rec., 1 TD)
107, Obomanu, SEA vs. CIN 10/30 (4 rec., 0 TD)
107, Wallace, PIT at BAL 09/11 (8 rec., 0 TD)
107, Bowe, KC vs. MIN 10/02 (5 rec., 1 TD)
107, Floyd, SD at KC 10/31 (ot) (5 rec., 0 TD)
106, Wayne, IND at HOU 09/11 (7 rec., 1 TD)
106, Marshall, MIA at KC 11/06 (8 rec., 1 TD)
106, Hankerson, WAS at MIA 11/13 (8 rec., 0 TD)
105, Helu, WAS vs. SF 11/06 (14 rec., 0 TD)
105, F. Davis, WAS vs. NYG 09/11 (5 rec., 0 TD)
105, Doucet, ARI vs. CAR 09/11 (3 rec., 1 TD)
105, Ford, OAK vs. DEN 11/06 (5 rec., 1 TD)
105, Nelson, GB at SD 11/06 (5 rec., 1 TD)
104, Nelson, GB vs. STL 10/16 (2 rec., 1 TD)
103, G. Jennings, GB vs. DEN 10/02 (7 rec., 1 TD)
103, Robinson, DAL at PHI 10/30 (5 rec., 1 TD)
103, Hernandez, NE at MIA 09/12 (7 rec., 1 TD)
103, Henderson, NO vs. CHI 09/18 (3 rec., 1 TD)
102, Fitzgerald, ARI vs. NYG 10/02 (8 rec., 0 TD)
102, D. Jackson, PHI at STL 09/11 (6 rec., 1 TD)
102, A. Brown, PIT at ARI 10/23 (7 rec., 0 TD)
102, Rice, SEA vs. CIN 10/30 (7 rec., 0 TD)
102, Foster, HOU at TB 11/13 (4 rec., 1 TD)
102, Witten, DAL at SF 09/18 (ot) (7 rec., 0 TD)
101, Keller, NYJ vs. JAX 09/18 (6 rec., 1 TD)
101, R. Gronkowski, NE vs. NYG 11/06 (8 rec., 1 TD)
101, Jones, BUF vs. NE 09/25 (5 rec., 0 TD)
101, Bowe, KC at DET 09/18 (5 rec., 0 TD)
101, Maclin, PHI at WAS 10/16 (5 rec., 0 TD)
101, Simpson, CIN vs. IND 10/16 (6 rec., 0 TD)
100, Stewart, CAR vs. GB 09/18 (8 rec., 0 TD)
100, Henderson, NO at GB 09/08 (6 rec., 1 TD)
100, Graham, NO vs. HOU 09/25 (4 rec., 1 TD)
100, S. Smith, CAR vs. MIN 10/30 (7 rec., 1 TD)
100, Floyd, SD at DEN 10/09 (3 rec., 1 TD)

100-Yard Rushing Games

253, Murray, DAL vs. STL 10/23 (25 att., 1 TD)
205, Forte, CHI vs. CAR 10/02 (25 att., 1 TD)
185, McCoy, PHI vs. DAL 10/30 (30 att., 2 TD)
175, Peterson, MIN vs. GB 10/23 (24 att., 1 TD)
171, McFadden, OAK vs. NYJ 09/25 (19 att., 2 TD)
163, Best, DET vs. CHI 10/10 (12 att., 1 TD)
163, McGahee, DEN at OAK 11/06 (20 att., 2 TD)
159, S. Jackson, STL vs. NO 10/30 (25 att., 2 TD)
157, Bush, OAK at SD 11/10 (30 att., 1 TD)
155, Foster, HOU vs. PIT 10/02 (30 att., 1 TD)
150, McFadden, OAK at DEN 09/12 (22 att., 0 TD)
146, Mendenhall, PIT vs. JAX 10/16 (23 att., 1 TD)
145, Forte, CHI at TB 10/23 (25 att., 1 TD)
141, Gore, SF at DET 10/16 (15 att., 1 TD)
140, K. Smith, DET vs. CAR 11/20 (16 att., 2 TD)
139, Murray, DAL vs. SEA 11/06 (22 att., 0 TD)
139, Turner, ATL vs. CAR 10/16 (27 att., 2 TD)
138, Wells, ARI vs. NYG 10/02 (27 att., 3 TD)
136, Green-Ellis, NE vs. NYJ 10/09 (27 att., 2 TD)
135, Torain, WAS at STL 10/02 (19 att., 1 TD)
135, Lynch, SEA at DAL 11/06 (23 att., 1 TD)
135, Murray, DAL vs. BUF 11/13 (20 att., 1 TD)
134, Gore, SF vs. CLE 10/30 (31 att., 1 TD)
133, Forte, CHI at PHI 11/07 (24 att., 0 TD)
130, S. Jackson, STL at ARI 11/06 (ot) (29 att., 0 TD)
130, C. Johnson, TEN at CAR 11/13 (27 att., 1 TD)
128, McCoy, PHI vs. NYG 09/25 (24 att., 1 TD)
128, S. Jackson, STL at CLE 11/13 (27 att., 0 TD)
127, Gore, SF at PHI 10/02 (15 att., 1 TD)
127, Blount, TB vs. IND 10/03 (25 att., 1 TD)
126, McCoy, PHI at WAS 10/16 (28 att., 1 TD)
125, Gore, SF vs. TB 10/09 (20 att., 1 TD)
125, McGahee, DEN vs. SD 10/09 (16 att., 0 TD)
125, Mathews, SD at DEN 10/09 (24 att., 0 TD)
124, Foster, HOU vs. CLE 11/06 (19 att., 1 TD)
122, Turner, ATL at DET 10/23 (27 att., 0 TD)
122, Peterson, MIN vs. ARI 10/09 (29 att., 3 TD)
122, McCoy, PHI at STL 09/11 (15 att., 1 TD)
122, Jones-Drew, JAX at CAR 09/25 (24 att., 0 TD)
121, Benson, CIN at CLE 09/11 (25 att., 1 TD)
121, Jackson, BUF at NYG 10/16 (16 att., 1 TD)
120, Peterson, MIN vs. TB 09/18 (25 att., 2 TD)
120, Jackson, BUF vs. WAS 10/30 (26 att., 0 TD)
119, Battle, KC at IND 10/09 (19 att., 0 TD)
118, Tebow, DEN at OAK 11/06 (13 att., 0 TD)
117, Jackson, BUF vs. OAK 09/18 (15 att., 2 TD)
116, Forte, CHI at DET 10/10 (22 att., 0 TD)
116, Tate, HOU vs. IND 09/11 (24 att., 1 TD)
115, Foster, HOU at TEN 10/23 (25 att., 2 TD)
115, F. Jones, DAL vs. WAS 09/26 (14 att., 0 TD)
115, D. Williams, CAR vs. NO 10/09 (9 att., 1 TD)
115, Tate, HOU vs. CLE 11/06 (12 att., 1 TD)
115, Ogbonnaya, CLE vs. JAX 11/20 (21 att., 1 TD)
114, Jackson, BUF at DAL 11/13 (13 att., 0 TD)
114, Jones-Drew, JAX at IND 11/13 (25 att., 1 TD)
114, Turner, ATL vs. PHI 09/18 (21 att., 1 TD)
113, McCoy, PHI at NYG 11/20 (23 att., 0 TD)
112, Jackson, BUF at KC 09/11 (20 att., 0 TD)
112, Foster, HOU vs. JAX 10/30 (33 att., 1 TD)
112, Greene, NYJ vs. SD 10/23 (20 att., 0 TD)
111, Jackson, BUF vs. PHI 10/09 (26 att., 1 TD)
109, Graham, TB vs. NO 10/16 (17 att., 0 TD)
109, Lynch, SEA vs. BAL 11/13 (32 att., 1 TD)
109, Bush, OAK at MIN 11/20 (30 att., 1 TD)
107, Blount, TB at GB 11/20 (18 att., 1 TD)
107, Dwyer, PIT vs. TEN 10/09 (11 att., 0 TD)
107, Gore, SF at WAS 11/06 (19 att., 0 TD)
107, Thomas, MIA vs. HOU 09/18 (18 att., 0 TD)
107, Rice, BAL vs. PIT 09/11 (19 att., 1 TD)
105, Jones-Drew, JAX vs. BAL 10/24 (30 att., 0 TD)
104, Rice, BAL vs. CIN 11/20 (20 att., 2 TD)
104, Bradshaw, NYG vs. BUF 10/16 (26 att., 3 TD)
104, Benson, CIN vs. BUF 10/02 (19 att., 0 TD)
104, Tate, HOU at TEN 10/23 (15 att., 0 TD)
103, Tate, HOU at MIA 09/18 (23 att., 0 TD)
103, McGahee, DEN at GB 10/02 (15 att., 0 TD)
103, Bush, MIA at NYG 10/30 (15 att., 0 TD)
101, Rice, BAL vs. HOU 10/16 (23 att., 0 TD)
101, McGahee, DEN vs. CIN 09/18 (28 att., 1 TD)
101, C. Johnson, TEN at CLE 10/02 (23 att., 0 TD)
100, Turner, ATL at CHI 09/11 (10 att., 0 TD)
100, Turner, ATL vs. TEN 11/20 (21 att., 1 TD)

WEEK 11 / THROUGH MONDAY, NOVEMBER 21, 2011

NFL / LEADING PASSERS

Player, Team	Att	Comp	Pct Comp	Yds	Avg Gain	TD	Pct TD	Long	Int	Pct Int	Rating Points
Rodgers, G.B.	329	238	72.3	3168	9.63	31	9.4	93t	4	1.2	128.8
Brady, N.E.	387	253	65.4	3266	8.44	25	6.5	99t	10	2.6	102.5
Brees, N.O.	422	299	70.9	3326	7.88	23	5.5	79t	11	2.6	101.3
Romo, Dal.	346	223	64.5	2800	8.09	19	5.5	77	7	2.0	99.4
Schaub, Hou.	292	178	61.0	2479	8.49	15	5.1	80t	6	2.1	96.8
Manning, NY-G	355	220	62.0	2952	8.32	18	5.1	74t	9	2.5	94.7
Ale. Smith, S.F.	274	171	62.4	1976	7.21	13	4.7	44	4	1.5	93.9
Stafford, Det.	398	244	61.3	2843	7.14	25	6.3	73t	10	2.5	93.4
Roethlisberger, Pit.	354	224	63.3	2877	8.13	16	4.5	95t	9	2.5	93.1
Hasselbeck, Ten.	337	206	61.1	2357	6.99	14	4.2	80t	8	2.4	86.1
Mat. Moore, Mia.	187	119	63.6	1319	7.05	7	3.7	46	5	2.7	85.8
Cutler, Chi.	314	182	58.0	2319	7.39	13	4.1	56t	7	2.2	85.7
Ryan, Atl.	360	219	60.8	2625	7.29	15	4.2	80t	10	2.8	85.5
J. Campbell, Oak.	165	100	60.6	1170	7.09	6	3.6	58	4	2.4	84.2
McNabb, Min.	156	94	60.3	1026	6.58	4	2.6	60	2	1.3	82.9
Fitzpatrick, Buf.	330	210	63.6	2285	6.92	16	4.8	60t	14	4.2	82.4
Rivers, S.D.	383	237	61.9	3023	7.89	15	3.9	55t	17	4.4	81.1
*Newton, Car.	365	219	60.0	2885	7.90	12	3.3	77t	14	3.8	80.0
Sanchez, NY-J	338	193	57.1	2333	6.90	14	4.1	74	10	3.0	79.9
Vick, Phi.	**300**	**181**	**60.3**	**2193**	**7.31**	**11**	**3.7**	**61**	**11**	**3.7**	**79.8**
*Dalton, Cin.	332	197	59.3	2239	6.74	15	4.5	84	12	3.6	79.6
McCoy, Cle.	359	214	59.6	2181	6.08	11	3.1	56	7	1.9	79.2
Kolb, Ariz	227	129	56.8	1706	7.52	8	3.5	73t	8	3.5	77.8
Flacco, Bal.	388	215	55.4	2576	6.64	12	3.1	74t	8	2.1	77.6
Cassel, K.C.	269	160	59.5	1713	6.37	10	3.7	52t	9	3.3	76.6
Orton, Den.	155	91	58.7	979	6.32	8	5.2	52t	7	4.5	75.7
Freeman, T.B.	378	236	62.4	2516	6.66	11	2.9	65t	15	4.0	75.0
Jackson, Sea.	278	168	60.4	1921	6.91	7	2.5	55t	11	4.0	73.1
Bradford, St.L	297	162	54.5	1768	5.95	5	1.7	68	5	1.7	70.9
Grossman, Was.	235	138	58.7	1636	6.96	8	3.4	45	12	5.1	70.1
Painter, Ind.	214	117	54.7	1315	6.14	5	2.3	87t	7	3.3	67.4
*Ponder, Min.	144	75	52.1	955	6.63	5	3.5	72	6	4.2	67.3
*Gabbert, Jac.	235	115	48.9	1235	5.26	6	2.6	74t	5	2.1	64.4

NFL / LEADING PASSERS, RANKS

Player, Team	Att	Comp	Pct Comp	Yds	Avg Gain	TD	Pct TD	Long	Int	Pct Int	Rating Points
Rodgers, G.B.	17	4	1	3	1	1	1	2t	1	1	1
Brady, N.E.	4	2	3	2	3	2t	2	21t	16	2	2
Brees, N.O.	1	1	2	1	9	4	5	25t	17	3	3
Romo, Dal.	12	8	4	9	6	5	4	10t	6	4	4
Schaub, Hou.	21	20	14	13	2	9t	7	8t	7	5	5
Manning, NY-G	10	9	10	5	4	6	8	18t	14	6	6
Ale. Smith, S.F.	23	21	9	21	14	15t	10	2t	3	7	7
Stafford, Det.	2	3	12	8	15	2t	3	21t	13	8	8
Roethlisberger, Pit.	11	7	7	7	5	7t	11	18t	15	9	9
Hasselbeck, Ten.	14	15	13	14	18	13t	14	15t	11	10	10
Mat. Moore, Mia.	29	27	5t	27	17	26t	18	5t	18	11	11
Cutler, Chi.	18	18	26	16	11	15t	16	10t	10	12	12
Ryan, Atl.	8	10t	15	10	13	9t	13	21t	19	13	13
J. Campbell, Oak.	30	30	16	30	16	29t	21	2t	12	14	14
McNabb, Min.	31	31	19	31	27	35t	29	1	2	15	15
Fitzpatrick, Buf.	16	14	5t	17	20	7t	9	30t	30	16	16
Rivers, S.D.	5	5	11	4	8	9t	17	33	31	17	17
*Newton, Car.	7	10t	20	6	7	17t	25	30t	26	18	18
Sanchez, NY-J	13	17	27	15	22	13t	15	21t	20	19	19
Vick, Phi.	**19**	**19**	**18**	**19**	**12**	**19t**	**20**	**25t**	**25**	**20**	**20**
*Dalton, Cin.	15	16	23	18	23	9t	12	28t	24	21	21
McCoy, Cle.	9	13	21	20	31	19t	27	10t	5	22	22
Kolb, Ariz	27	26	28	25	10	23t	22	15t	23	23	23
Flacco, Bal.	3	12	29	11	25	17t	26	15t	8	24	24
Cassel, K.C.	24	24	22	24	28	22	19	18t	22	25	25
Orton, Den.	32	32	25	32	29	23t	6	10t	32	26	26
Freeman, T.B.	6	6	8	12	24	19t	28	32	28	27	27
Jackson, Sea.	22	22	17	22	21	26t	31	25t	27	28	28
Bradford, St.L	20	23	31	23	32	32t	33	5t	4	29	29
Grossman, Was.	25t	25	24	26	19	23t	24	28t	33	30	30
Painter, Ind.	28	28	30	28	30	32t	32	10t	21	31	31
*Ponder, Min.	33	34	32	33	26	32t	23	8t	29	32	32
*Gabbert, Jac.	25t	29	33	29	33	29t	30	5t	9	33	33

WEEK 11 / THROUGH MONDAY, NOVEMBER 21, 2011

NFL / FOURTH-QUARTER PASSING LEADERS

Rank	Player, Team	Att	Comp	Comp%	Yards	YPA	TD	TD%	Int	Int%	Rating
1)	Manning, NY-G	107	73	68.2	1081	10.10	10	9.3	3	2.8	120.5
2)	Rodgers, G.B.	66	46	69.7	581	8.80	8	12.1	4	6.1	111.2
3)	Tebow, Den.	50	28	56.0	399	7.98	5	10.0	1	2.0	107.0
4)	Brady, N.E.	101	63	62.4	803	7.95	9	8.9	3	3.0	104.5
5)	J. Campbell, Oak.	41	24	58.5	404	9.85	4	9.8	2	4.9	104.1
6)	J. Skelton, Ariz	30	17	56.7	238	7.93	3	10.0	1	3.3	101.8
7)	Ale. Smith, S.F.	42	27	64.3	301	7.17	3	7.1	1	2.4	99.4
8)	Stafford, Det.	91	55	60.4	555	6.10	7	7.7	2	2.2	94.3
9)	Romo, Dal.	98	56	57.1	764	7.80	6	6.1	2	2.0	94.1
10)	Brees, N.O.	117	73	62.4	875	7.48	6	5.1	3	2.6	91.6
11)	Sanchez, NY-J	92	47	51.1	641	6.97	6	6.5	1	1.1	90.9
12)	McCoy, Cle.	121	76	62.8	659	5.45	6	5.0	1	0.8	90.2
13)	Freeman, T.B.	115	75	65.2	765	6.65	8	7.0	5	4.3	89.2
14)	Fitzpatrick, Buf.	73	47	64.4	553	7.58	4	5.5	3	4.1	88.4
15)	Flacco, Bal.	86	48	55.8	565	6.57	4	4.7	2	2.3	81.8
16)	Jackson, Sea.	74	48	64.9	562	7.59	2	2.7	3	4.1	79.9
17)	Hasselbeck, Ten.	84	51	60.7	515	6.13	4	4.8	3	3.6	79.2
18)	McNabb, Min.	42	23	54.8	235	5.60	1	2.4	0	0.0	79.0
19)	*Ponder, Min.	64	30	46.9	384	6.00	3	4.7	1	1.6	75.3
20)	Collins, Ind.	29	14	48.3	168	5.79	2	6.9	1	3.4	75.1
21)	Beck, Was.	61	39	63.9	422	6.92	2	3.3	3	4.9	74.6
22)	Roethlisberger, Pit.	85	47	55.3	572	6.73	2	2.4	2	2.4	74.2
23)	Ryan, Atl.	112	66	58.9	777	6.94	3	2.7	4	3.6	74.1
24)	*Newton, Car.	125	70	56.0	927	7.42	4	3.2	5	4.0	73.7
25)	**Vick, Phi.**	**65**	**41**	**63.1**	**416**	**6.40**	**1**	**1.5**	**2**	**3.1**	**73.6**
26)	Rivers, S.D.	107	62	57.9	781	7.30	5	4.7	6	5.6	73.0
27)	Kolb, Ariz	67	34	50.7	505	7.54	3	4.5	3	4.5	72.0
28)	*Gabbert, Jac.	75	40	53.3	469	6.25	1	1.3	1	1.3	71.5
29)	Orton, Den.	42	23	54.8	286	6.81	3	7.1	3	7.1	70.1
30)	Schaub, Hou.	65	33	50.8	447	6.88	3	4.6	3	4.6	69.2
31)	Bradford, St.L	86	48	55.8	440	5.12	1	1.2	1	1.2	68.9
32)	Grossman, Was.	65	39	60.0	406	6.25	3	4.6	4	6.2	67.9
33)	Cassel, K.C.	75	41	54.7	477	6.36	3	4.0	4	5.3	65.3
34)	Feeley, St.L	25	11	44.0	149	5.96	0	0.0	0	0.0	63.6
35)	Cutler, Chi.	81	47	58.0	536	6.62	2	2.5	5	6.2	60.5
36)	Mat. Moore, Mia.	39	24	61.5	261	6.69	1	2.6	3	7.7	57.7
37)	*Dalton, Cin.	93	48	51.6	639	6.87	3	3.2	6	6.5	57.6
38)	Henne, Mia.	42	18	42.9	230	5.48	1	2.4	2	4.8	48.7
39)	Painter, Ind.	68	31	45.6	341	5.01	1	1.5	4	5.9	41.4
40)	Palmer, Oak.	38	18	47.4	249	6.55	0	0.0	5	13.2	29.3

NFL / THIRD-DOWN PASSING LEADERS

Rank	Player, Team	Att	Comp	Comp%	Yards	YPA	TD	TD%	Int	Int%	Rating
1)	Rodgers, G.B.	83	59	71.1	828	9.98	6	7.2	1	1.2	122.0
2)	Brees, N.O.	98	70	71.4	900	9.18	8	8.2	2	2.0	118.6
3)	Roethlisberger, Pit.	97	63	64.9	927	9.56	7	7.2	2	2.1	111.5
4)	Manning, NY-G	97	56	57.7	889	9.16	9	9.3	3	3.1	106.4
5)	Romo, Dal.	95	56	58.9	757	7.97	10	10.5	3	3.2	106.3
6)	Brady, N.E.	91	52	57.1	610	6.70	6	6.6	0	0.0	99.6
7)	Hasselbeck, Ten.	107	69	64.5	817	7.64	5	4.7	2	1.9	95.4
8)	*Dalton, Cin.	100	51	51.0	556	5.56	8	8.0	2	2.0	86.1
9)	Sanchez, NY-J	92	49	53.3	577	6.27	6	6.5	2	2.2	85.3
10)	Ryan, Atl.	102	62	60.8	687	6.74	5	4.9	3	2.9	84.9
11)	Fitzpatrick, Buf.	89	55	61.8	586	6.58	6	6.7	4	4.5	84.8
12)	McCoy, Cle.	114	67	58.8	704	6.18	5	4.4	2	1.8	84.1
13)	*Newton, Car.	83	46	55.4	618	7.45	6	7.2	4	4.8	83.3
14)	Cassel, K.C.	82	52	63.4	595	7.26	2	2.4	2	2.4	83.1
15)	Schaub, Hou.	92	52	56.5	683	7.42	3	3.3	2	2.2	81.9
16)	Freeman, T.B.	107	67	62.6	729	6.81	3	2.8	3	2.8	80.3
17)	Cutler, Chi.	96	51	53.1	640	6.67	3	3.1	1	1.0	80.2
18)	Bradford, St.L	83	40	48.2	450	5.42	3	3.6	0	0.0	76.9
19)	Kolb, Ariz	61	34	55.7	397	6.51	1	1.6	1	1.6	74.3
20)	Ale. Smith, S.F.	77	42	54.5	524	6.81	2	2.6	2	2.6	73.7
21)	Flacco, Bal.	104	55	52.9	713	6.86	2	1.9	2	1.9	73.1
22)	*Gabbert, Jac.	75	40	53.3	446	5.95	1	1.3	1	1.3	70.2
23)	Rivers, S.D.	105	63	60.0	847	8.07	5	4.8	8	7.6	69.8
24)	Jackson, Sea.	82	43	52.4	549	6.70	2	2.4	3	3.7	66.6
25)	**Vick, Phi.**	**72**	**42**	**58.3**	**532**	**7.39**	**4**	**5.6**	**6**	**8.3**	**65.3**
26)	Stafford, Det.	109	52	47.7	649	5.95	6	5.5	6	5.5	62.1
27)	Mat. Moore, Mia.	60	31	51.7	360	6.00	1	1.7	3	5.0	54.9
28)	Painter, Ind.	65	33	50.8	322	4.95	1	1.5	3	4.6	50.9
29)	Grossman, Was.	77	36	46.8	402	5.22	4	5.2	6	7.8	47.6

WEEK 11 / THROUGH MONDAY, NOVEMBER 21, 2011

NFL / LEADING RUSHERS

Rank	Player, Team	Att	Yards	Avg	Long	TD
1)	**McCoy, Phi.**	**188**	**1019**	**5.4**	**60**	**10**
2)	Jones-Drew, Jac.	212	941	4.4	41	5
3)	Jackson, Buf.	170	934	5.5	80t	6
4)	Forte, Chi.	186	926	5.0	46	3
5)	Turner, Atl.	200	888	4.4	61	8
6)	Peterson, Min.	186	872	4.7	54	11
7)	Gore, S.F.	189	870	4.6	55	5
8)	S. Jackson, St.L	155	749	4.8	47t	4
9)	*Murray, Dal.	125	747	6.0	91t	2
10)	Foster, Hou.	171	740	4.3	42t	6
11)	Tate, Hou.	122	686	5.6	27t	3
12)	Rice, Bal.	158	663	4.2	59	8
13)	McGahee, Den.	139	658	4.7	60t	3
14)	Benson, Cin.	167	634	3.8	39t	4
15)	Wells, Ariz	154	621	4.0	39	7
16)	McFadden, Oak.	113	614	5.4	70t	4
17)	Bush, Oak.	139	599	4.3	44	5
18)	Lynch, Sea.	156	595	3.8	47	6
19)	Mathews, S.D.	130	580	4.5	36	3
20)	Greene, NY-J	148	573	3.9	24	2
21t)	Blount, T.B.	118	541	4.6	54t	4
21t)	Green-Ellis, N.E.	136	541	4.0	18	5
21t)	Starks, G.B.	120	541	4.5	40	1
24)	**Vick, Phi. (QB)**	**65**	**535**	**8.2**	**53**	**0**
25)	Mendenhall, Pit.	136	517	3.8	68	6
26)	C. Johnson, Ten.	160	509	3.2	25	2
27)	Bush, Mia.	117	506	4.3	36	4
28)	D. Williams, Car.	93	471	5.1	69t	1
29)	Bradshaw, NY-G	111	440	4.0	37	5
30)	Battle, K.C.	95	436	4.6	34	1
31)	*Newton, Car. (QB)	77	411	5.3	26	9
32)	*Thomas, Mia.	114	406	3.6	15	0
33)	Best, Det.	84	390	4.6	88t	2
34)	Tebow, Den. (QB)	56	388	6.9	32	3
35)	Stewart, Car.	83	372	4.5	29	2
36)	Sproles, N.O.	51	348	6.8	35	2
37t)	*Ingram, N.O.	93	340	3.7	20	3
37t)	P. Thomas, N.O.	72	340	4.7	33	2
39)	McCluster, K.C.	71	330	4.6	24	0
40)	*Carter, Ind.	84	327	3.9	42	2
41)	Hightower, Was.	84	321	3.8	22	1
42)	Tolbert, S.D.	76	296	3.9	29	4
43)	Ogbonnaya, Hou.-Cle.	70	291	4.2	40	1
44)	*Hunter, S.F.	65	284	4.4	44	2
45)	D. Brown, Ind.	62	276	4.5	24	2
46)	Jacobs, NY-G	90	274	3.0	15	3
47)	F. Jones, Dal.	68	271	4.0	40	1
48)	Grant, G.B.	73	267	3.7	14	0
49)	Scott, Cin.	74	263	3.6	18	1
50)	Addai, Ind.	58	257	4.4	15	1

NFL / THIRD-AND-ONE RUSHING LEADERS

Rank	Player, Team	Att	FD	Pct
1t)	Peterson, Min.	6	6	100.0
1t)	Redman, Pit.	5	5	100.0
1t)	Tolbert, S.D.	5	5	100.0
1t)	Freeman, T.B.	4	4	100.0
1t)	Hilliard, Mia.	4	4	100.0
1t)	Brady, N.E.	3	3	100.0
1t)	Kuhn, G.B.	3	3	100.0
1t)	Stewart, Car.	3	3	100.0
9t)	Barber, Chi.	6	5	83.3
9t)	Green-Ellis, N.E.	6	5	83.3
11)	*Ingram, N.O.	11	9	81.8
12t)	Bush, Oak.	10	8	80.0
12t)	Gore, S.F.	5	4	80.0
14)	Foster, Hou.	9	7	77.8
15t)	**McCoy, Phi.**	**12**	**9**	**75.0**
15t)	Turner, Atl.	8	6	75.0
15t)	Choice, Dal.-Was.	4	3	75.0
15t)	Fitzpatrick, Buf.	4	3	75.0
15t)	Hester, S.D.	4	3	75.0
15t)	C. Johnson, Ten.	4	3	75.0
15t)	Lynch, Sea.	4	3	75.0
22t)	Battle, K.C.	6	4	66.7
22t)	Bradshaw, NY-G	6	4	66.7
24t)	Rice, Bal.	8	5	62.5
24t)	Wells, Ariz	8	5	62.5

WEEK 11 / THROUGH MONDAY, NOVEMBER 21, 2011

NFL / LEADERS IN RECEPTIONS

Rank	Player, Team	Rec	Yards	Avg	Long	TD
1)	Welker, N.E.	74	1028	13.9	99t	6
2)	Graham, N.O. (TE)	62	873	14.1	59	6
3)	Sproles, N.O. (RB)	60	448	7.5	36	3
4)	Johnson, Det.	59	974	16.5	73t	11
5t)	S. Smith, Car.	56	992	17.7	77t	5
5t)	R. Gronkowski, N.E. (TE)	56	805	14.4	52t	10
7t)	Marshall, Mia.	54	747	13.8	46	2
7t)	White, Atl.	54	710	13.1	43	3
9t)	Wallace, Pit.	53	922	17.4	95t	6
9t)	G. Jennings, G.B.	53	761	14.4	79t	7
11)	Witten, Dal. (TE)	52	670	12.9	64	5
12)	Rice, Bal. (RB)	51	513	10.1	52	2
13t)	Gonzalez, Atl. (TE)	50	561	11.2	30	7
13t)	Pettigrew, Det. (TE)	50	435	8.7	27	3
15)	F. Davis, Was. (TE)	49	636	13.0	40	2
16t)	Fitzgerald, Ariz	48	833	17.4	73t	6
16t)	Bowe, K.C.	48	750	15.6	52t	4
16t)	Washington, Ten.	48	616	12.8	57	4
19)	Winslow, T.B. (TE)	47	476	10.1	37	2
20t)	Cruz, NY-G	46	800	17.4	74t	5
20t)	**Maclin, Phi.**	**46**	**612**	**13.3**	**59**	**4**
20t)	St. Johnson, Buf.	46	547	11.9	52	4
20t)	Williams, T.B.	46	489	10.6	23	2
20t)	Forte, Chi. (RB)	46	465	10.1	56t	1
25)	Lloyd, Den.-St.L	45	605	13.4	44	3
26t)	Boldin, Bal.	44	684	15.5	56	3
26t)	A. Brown, Pit.	44	626	14.2	32	1
28t)	Nicks, NY-G	43	685	15.9	68	4
28t)	Garcon, Ind.	43	621	14.4	87t	4
28t)	Harvin, Min.	43	459	10.7	26t	1
31t)	Jackson, S.D.	42	800	19.0	55t	7
31t)	Colston, N.O.	42	589	14.0	39	3
31t)	Wayne, Ind.	42	530	12.6	36	1
31t)	Doucet, Ariz	42	511	12.2	70t	4
31t)	*Little, Cle.	42	438	10.4	52	0
31t)	Dickson, Bal. (TE)	42	377	9.0	19	3
31t)	Tolbert, S.D. (RB)	42	351	8.4	27	2
38t)	*Green, Cin.	41	635	15.5	58	6
38t)	Gaffney, Was.	41	593	14.5	45	3
38t)	Hernandez, N.E. (TE)	41	418	10.2	30	5
38t)	Burleson, Det.	41	391	9.5	29	2
42t)	Nelson, G.B.	40	756	18.9	93t	9
42t)	Nelson, Buf.	40	433	10.8	35	4
44t)	Breaston, K.C.	39	556	14.3	43	2
44t)	Branch, N.E.	39	503	12.9	45	4
44t)	V. Davis, S.F. (TE)	39	446	11.4	39	5
44t)	Jackson, Buf. (RB)	39	442	11.3	49	0
48t)	Miller, Pit. (TE)	38	465	12.2	30	2
48t)	Crabtree, S.F.	38	455	12.0	41	1
48t)	C. Johnson, Ten. (RB)	38	265	7.0	34	0

WEEK 11 / THROUGH MONDAY, NOVEMBER 21, 2011

NFL / RECEIVING YARDAGE LEADERS

Rank	Player, Team	Yards	Rec	Avg	Long	TD
1)	Welker, N.E.	1028	74	13.9	99t	6
2)	S. Smith, Car.	992	56	17.7	77t	5
3)	Johnson, Det.	974	59	16.5	73t	11
4)	Wallace, Pit.	922	53	17.4	95t	6
5)	Graham, N.O. (TE)	873	62	14.1	59	6
6)	Fitzgerald, Ariz	833	48	17.4	73t	6
7)	R. Gronkowski, N.E. (TE)	805	56	14.4	52t	10
8t)	Cruz, NY-G	800	46	17.4	74t	5
8t)	Jackson, S.D.	800	42	19.0	55t	7
10)	G. Jennings, G.B.	761	53	14.4	79t	7
11)	Nelson, G.B.	756	40	18.9	93t	9
12)	Bowe, K.C.	750	48	15.6	52t	4
13)	Marshall, Mia.	747	54	13.8	46	2
14)	White, Atl.	710	54	13.1	43	3
15)	Nicks, NY-G	685	43	15.9	68	4
16)	Boldin, Bal.	684	44	15.5	56	3
17)	Witten, Dal. (TE)	670	52	12.9	64	5
18)	F. Davis, Was. (TE)	636	49	13.0	40	2
19)	*Green, Cin.	635	41	15.5	58	6
20)	A. Brown, Pit.	626	44	14.2	32	1
21)	Garcon, Ind.	621	43	14.4	87t	4
22)	Washington, Ten.	616	48	12.8	57	4
23)	**Maclin, Phi.**	**612**	**46**	**13.3**	**59**	**4**
24)	Lloyd, Den.-St.L	605	45	13.4	44	3
25)	Gaffney, Was.	593	41	14.5	45	3
26)	**D. Jackson, Phi.**	**591**	**35**	**16.9**	**61**	**2**
27)	*T. Smith, Bal.	590	29	20.3	74t	5
28)	Colston, N.O.	589	42	14.0	39	3
29)	Bryant, Dal.	585	35	16.7	42	6
30)	Simpson, Cin.	562	34	16.5	84	2
31)	Gonzalez, Atl. (TE)	561	50	11.2	30	7
32)	Breaston, K.C.	556	39	14.3	43	2
33)	St. Johnson, Buf.	547	46	11.9	52	4
34)	*Baldwin, Sea.	544	32	17.0	55t	2
35)	Wayne, Ind.	530	42	12.6	36	1
36t)	Keller, NY-J (TE)	513	36	14.3	37	2
36t)	Rice, Bal. (RB)	513	51	10.1	52	2
38)	Doucet, Ariz	511	42	12.2	70t	4
39)	Branch, N.E.	503	39	12.9	45	4
40)	*Jones, Atl.	498	30	16.6	80t	2
41)	Williams, T.B.	489	46	10.6	23	2
42)	Rice, Sea.	484	32	15.1	52t	2
43)	Daniels, Hou. (TE)	478	37	12.9	34	3
44t)	Heyward-Bey, Oak.	477	31	15.4	58	1
44t)	Knox, Chi.	477	24	19.9	42	1
46)	Winslow, T.B. (TE)	476	47	10.1	37	2
47t)	Finley, G.B. (TE)	475	34	14.0	39	5
47t)	Robinson, Dal.	475	31	15.3	70t	5
49)	Holmes, NY-J	472	35	13.5	38t	4
50t)	Forte, Chi. (RB)	465	46	10.1	56t	1
50t)	Miller, Pit. (TE)	465	38	12.2	30	2

WEEK 11 / THROUGH MONDAY, NOVEMBER 21, 2011

NFL / THIRD-DOWN RECEIVING LEADERS

Rank	Player, Team	Rec	Yards	Avg	Long	TD
1t)	Washington, Ten.	21	289	13.8	42	3
1t)	Sproles, N.O. (RB)	21	179	8.5	36	1
3)	A. Brown, Pit.	18	282	15.7	21	1
4t)	Cruz, NY-G	17	374	22.0	74t	3
4t)	Parker, T.B.	17	281	16.5	51	2
4t)	Doucet, Ariz	17	253	14.9	70t	2
4t)	White, Atl.	17	195	11.5	30	1
4t)	St. Johnson, Buf.	17	178	10.5	52	1
4t)	Bess, Mia.	17	149	8.8	23	1
10t)	*Baldwin, Sea.	15	278	18.5	50	0
10t)	Bowe, K.C.	15	224	14.9	28	0
10t)	Witten, Dal. (TE)	15	222	14.8	59t	2
10t)	Dickson, Bal. (TE)	15	162	10.8	19	0
14t)	Bryant, Dal.	14	239	17.1	30	4
14t)	Welker, N.E.	14	203	14.5	32	1
14t)	R. Gronkowski, N.E. (TE)	14	162	11.6	21	4
17t)	Jackson, S.D.	13	217	16.7	39	2
17t)	G. Jennings, G.B.	13	214	16.5	43	1
17t)	Breaston, K.C.	13	181	13.9	37	1
17t)	Gaffney, Was.	13	175	13.5	22	2
17t)	Thomas, Jac.	13	170	13.1	47	0
17t)	**Celek, Phi. (TE)**	**13**	**105**	**8.1**	**15**	**1**
23t)	Johnson, Det.	12	215	17.9	73t	1
23t)	Finley, G.B. (TE)	12	207	17.3	39	1
23t)	Colston, N.O.	12	180	15.0	25	0
23t)	Crabtree, S.F.	12	175	14.6	41	0
23t)	Graham, N.O. (TE)	12	168	14.0	28	1
23t)	Shiancoe, Min. (TE)	12	151	12.6	33	1
23t)	Collie, Ind.	12	133	11.1	27	0
23t)	Forte, Chi. (RB)	12	113	9.4	23	0
23t)	Naanee, Car.	12	113	9.4	22	0
23t)	Tolbert, S.D. (RB)	12	98	8.2	21	1
23t)	Bush, Mia. (RB)	12	95	7.9	27	0
34t)	Wallace, Pit.	11	264	24.0	53	2
34t)	Rice, Bal. (RB)	11	177	16.1	52	1
34t)	**Avant, Phi.**	**11**	**176**	**16.0**	**29**	**0**
34t)	Wayne, Ind.	11	156	14.2	23	0
34t)	Decker, Den.	11	134	12.2	56t	2
34t)	Williams, T.B.	11	126	11.5	23	1
34t)	Winslow, T.B. (TE)	11	123	11.2	22	0
34t)	F. Davis, Was. (TE)	11	121	11.0	28	0
34t)	Jackson, Buf. (RB)	11	121	11.0	49	0
34t)	Mason, NY-J-Hou.	11	120	10.9	30	0
34t)	Harvin, Min.	11	109	9.9	14	0
34t)	*Little, Cle.	11	106	9.6	24	0
34t)	V. Davis, S.F. (TE)	11	100	9.1	21	1
34t)	C. Johnson, Ten. (RB)	11	96	8.7	34	0
34t)	Gonzalez, Atl. (TE)	11	87	7.9	13	2
49t)	Marshall, Mia.	10	176	17.6	29	0
49t)	*T. Smith, Bal.	10	172	17.2	29	1
49t)	*Green, Cin.	10	165	16.5	41t	3
49t)	Lloyd, Den.-St.L	10	152	15.2	34	1
49t)	Williams, Ten.	10	143	14.3	43t	2
49t)	Daniels, Hou. (TE)	10	125	12.5	30	0
49t)	Hill, Jac.	10	125	12.5	28	0
49t)	Watson, Cle. (TE)	10	118	11.8	18	0
49t)	L. Hawkins, Ten.	10	116	11.6	30	0
49t)	Foster, Hou. (RB)	10	107	10.7	26	0
49t)	Cribbs, Cle.	10	97	9.7	25	2
49t)	Jenkins, Min.	10	96	9.6	22	1
49t)	Crayton, S.D.	10	95	9.5	19	0
49t)	Nelson, Buf.	10	90	9.0	15	0
49t)	Olsen, Car. (TE)	10	88	8.8	16t	2
49t)	Pettigrew, Det. (TE)	10	84	8.4	17	2
49t)	Lumpkin, T.B. (RB)	10	78	7.8	16	0

WEEK 11 / THROUGH MONDAY, NOVEMBER 21, 2011

NFL / LEADING SCORERS, NONKICKERS

Rank	Player, Team	TD	Rush	Rec	Ret	X2	Pts
1t)	**McCoy, Phi. (RB)**	**12**	**10**	**2**	**0**	**0**	**72**
1t)	Peterson, Min. (RB)	12	11	1	0	0	72
3)	Johnson, Det. (WR)	11	0	11	0	0	66
4t)	R. Gronkowski, N.E. (TE)	10	0	10	0	0	60
4t)	Rice, Bal. (RB)	10	8	2	0	0	60
6t)	Nelson, G.B. (WR)	9	0	9	0	0	54
6t)	*Newton, Car. (QB)	9	9	0	0	0	54
8t)	Decker, Den. (WR)	8	0	7	1	0	48
8t)	Foster, Hou. (RB)	8	6	2	0	0	48
8t)	Turner, Atl. (RB)	8	8	0	0	0	48
11t)	Gonzalez, Atl. (TE)	7	0	7	0	0	42
11t)	Jackson, S.D. (WR)	7	0	7	0	0	42
11t)	G. Jennings, G.B. (WR)	7	0	7	0	0	42
11t)	Wells, Ariz (RB)	7	7	0	0	0	42
15)	Bradshaw, NY-G (RB)	6	5	1	0	1	38
16t)	Bryant, Dal. (WR)	6	0	6	0	0	36
16t)	Burress, NY-J (WR)	6	0	6	0	0	36
16t)	Bush, Oak. (RB)	6	5	1	0	0	36
16t)	Chandler, Buf. (TE)	6	0	6	0	0	36
16t)	Fitzgerald, Ariz (WR)	6	0	6	0	0	36
16t)	Graham, N.O. (TE)	6	0	6	0	0	36
16t)	*Green, Cin. (WR)	6	0	6	0	0	36
16t)	Jackson, Buf. (RB)	6	6	0	0	0	36
16t)	Lynch, Sea. (RB)	6	6	0	0	0	36
16t)	Mendenhall, Pit. (RB)	6	6	0	0	0	36
16t)	Sproles, N.O. (RB)	6	2	3	1	0	36
16t)	Tolbert, S.D. (RB)	6	4	2	0	0	36
16t)	Wallace, Pit. (WR)	6	0	6	0	0	36
16t)	Welker, N.E. (WR)	6	0	6	0	0	36
30)	S. Smith, Car. (WR)	5	0	5	0	1	32
31t)	Barber, Chi. (RB)	5	5	0	0	0	30
31t)	Bush, Mia. (RB)	5	4	1	0	0	30
31t)	Cruz, NY-G (WR)	5	0	5	0	0	30
31t)	V. Davis, S.F. (TE)	5	0	5	0	0	30
31t)	Finley, G.B. (TE)	5	0	5	0	0	30
31t)	Gore, S.F. (RB)	5	5	0	0	0	30
31t)	Green-Ellis, N.E. (RB)	5	5	0	0	0	30
31t)	Hernandez, N.E. (TE)	5	0	5	0	0	30
31t)	S. Jackson, St.L (RB)	5	4	1	0	0	30
31t)	Jones-Drew, Jac. (RB)	5	5	0	0	0	30
31t)	Kuhn, G.B. (RB)	5	3	2	0	0	30
31t)	McFadden, Oak. (RB)	5	4	1	0	0	30
31t)	*D. Moore, Oak. (WR)	5	1	4	0	0	30
31t)	Robinson, Dal. (WR)	5	0	5	0	0	30
31t)	Scheffler, Det. (TE)	5	0	5	0	0	30
31t)	*T. Smith, Bal. (WR)	5	0	5	0	0	30
31t)	Washington, Ten. (WR)	5	1	4	0	0	30
31t)	Witten, Dal. (TE)	5	0	5	0	0	30
49t)	Jacobs, NY-G (RB)	4	3	1	0	1	26
49t)	McGahee, Den. (RB)	4	3	1	0	1	26
49t)	Olsen, Car. (TE)	4	0	4	0	1	26

WEEK 11 / THROUGH MONDAY, NOVEMBER 21, 2011

NFL / LEADING SCORERS, KICKERS

Rank	Player, Team	PAT	FG	Pct	Long	Pts
1)	Akers, S.F.	24/24	26/31	.839	55	102
2)	*Bailey, Dal.	25/25	25/26	.962	51	100
3)	Kasay, N.O.	33/33	22/27	.815	53	99
4t)	Cundiff, Bal.	26/26	22/28	.786	51	92
4t)	Gould, Chi.	29/29	21/23	.913	51	92
6t)	Crosby, G.B.	43/43	16/17	.941	58	91
6t)	Hanson, Det.	34/34	19/20	.950	51	91
8t)	Gostkowski, N.E.	33/33	18/21	.857	50	87
8t)	Rackers, Hou.	30/31	19/22	.864	54	87
10)	Bryant, Atl.	25/25	18/19	.947	50	79
11t)	Novak, S.D.	21/21	19/22	.864	52	78
11t)	Nugent, Cin.	24/25	18/19	.947	48	78
13)	***Henery, Phi.**	**27/27**	**16/19**	**.842**	**47**	**75**
14)	Janikowski, Oak.	25/25	16/18	.889	63	73
15t)	Barth, T.B.	15/15	19/21	.905	55	72
15t)	Suisham, Pit.	24/24	16/21	.762	48	72
17)	Mare, Car.	21/22	16/20	.800	45	69
18t)	Carpenter, Mia.	14/14	18/22	.818	51	68
18t)	Folk, NY-J	26/26	14/18	.778	50	68
20)	Bironas, Ten.	23/23	14/16	.875	51	65
21t)	Hauschka, Sea.	16/16	16/18	.889	52	64
21t)	Lindell, Buf.	25/25	13/15	.867	49	64
23t)	Gano, Was.	14/14	16/24	.667	59	62
23t)	Longwell, Min.	23/23	13/17	.765	53	62
25)	Dawson, Cle.	13/13	16/20	.800	53	61
26)	Scobee, Jac.	11/11	16/17	.941	55	59
27)	Tynes, NY-G	26/26	10/12	.833	48	56
28)	Succop, K.C.	15/15	13/16	.813	54	54
29)	Prater, Den.	21/21	10/15	.667	52	51
30)	Jo. Brown, St.L	11/11	13/16	.813	49	50
31)	Vinatieri, Ind.	14/14	11/14	.786	53	47
32)	Feely, Ariz	22/22	8/13	.615	51	46
33)	Rayner, Oak.-Buf.	1/ 1	2/ 3	.667	56	7
34)	Scifres, S.D.	3/ 3	1/ 1	1.000	40	6
35)	Graham, Mia.	5/ 5	0/ 0	---	--	5

NFL / TOUCHBACKS ON KICKOFFS

Rank	Player, Team	TB
1)	Morstead, N.O.	42
2)	Cundiff, Bal.	36
3t)	Crosby, G.B.	33
3t)	Prater, Den.	33
5t)	Hanson, Det.	32
5t)	Mare, Car.	32
7t)	Akers, S.F.	31
7t)	Gould, Chi.	31
9)	Nugent, Cin.	28
10t)	Bironas, Ten.	25
10t)	McAfee, Ind.	25
10t)	Succop, K.C.	25
13t)	Gano, Was.	24
13t)	Scobee, Jac.	24
15)	Janikowski, Oak.	22
16t)	Carpenter, Mia.	21
16t)	Tynes, NY-G	21
18)	Koenen, T.B.	20
19t)	Gostkowski, N.E.	19
19t)	*Hartmann, Hou.	19
19t)	Suisham, Pit.	19
22)	Novak, S.D.	18
23)	Hauschka, Sea.	17
24)	***Henery, Phi.**	**16**
25)	*Bosher, Atl.	15
26)	*Bailey, Dal.	14
27)	Folk, NY-J	13
28t)	Jo. Brown, St.L	12
28t)	Feely, Ariz	12
28t)	Lindell, Buf.	12
28t)	Longwell, Min.	12
32)	Buehler, Dal.	9
33)	Dawson, Cle.	8
34)	Rayner, Oak.-Buf.	3
35t)	Rackers, Hou.	2
35t)	Scifres, S.D.	2
37)	Koch, Bal.	1

WEEK 11 / THROUGH MONDAY, NOVEMBER 21, 2011

NFL / MOST YARDS FROM SCRIMMAGE

		Total			Rushing			Receiving		
Rank	Player, Team	Yards	Att+Rec	Avg	Yards	Att	Avg	Yards	Rec	Avg
1)	Forte, Chi. (RB)	1391	232	6.0	926	186	5.0	465	46	10.1
2)	Jackson, Buf. (RB)	1376	209	6.6	934	170	5.5	442	39	11.3
3)	**McCoy, Phi. (RB)**	**1217**	**222**	**5.5**	**1019**	**188**	**5.4**	**198**	**34**	**5.8**
4)	Foster, Hou. (RB)	1185	202	5.9	740	171	4.3	445	31	14.4
5)	Rice, Bal. (RB)	1176	209	5.6	663	158	4.2	513	51	10.1
6)	Jones-Drew, Jac. (RB)	1080	231	4.7	941	212	4.4	139	19	7.3
7)	Welker, N.E. (WR)	1060	76	13.9	32	2	16.0	1028	74	13.9
8)	S. Smith, Car. (WR)	1015	59	17.2	23	3	7.7	992	56	17.7
9)	Turner, Atl. (RB)	1012	210	4.8	888	200	4.4	124	10	12.4
10)	Peterson, Min. (RB)	997	202	4.9	872	186	4.7	125	16	7.8
11)	Johnson, Det. (WR)	974	59	16.5	0	0	---	974	59	16.5
12)	Gore, S.F. (RB)	962	204	4.7	870	189	4.6	92	15	6.1
13)	Wallace, Pit. (WR)	961	56	17.2	39	3	13.0	922	53	17.4
14)	Mathews, S.D. (RB)	959	165	5.8	580	130	4.5	379	35	10.8
15)	S. Jackson, St.L (RB)	886	178	5.0	749	155	4.8	137	23	6.0
16)	*Murray, Dal. (RB)	883	146	6.0	747	125	6.0	136	21	6.5
17)	Graham, N.O. (TE)	873	62	14.1	0	0	---	873	62	14.1
18)	Bush, Oak. (RB)	848	155	5.5	599	139	4.3	249	16	15.6
19)	Fitzgerald, Ariz (WR)	833	48	17.4	0	0	---	833	48	17.4
20)	R. Gronkowski, N.E. (TE)	805	56	14.4	0	0	---	805	56	14.4
21)	Cruz, NY-G (WR)	803	47	17.1	3	1	3.0	800	46	17.4
22)	Jackson, S.D. (WR)	801	43	18.6	1	1	1.0	800	42	19.0
23)	Sproles, N.O. (RB)	796	111	7.2	348	51	6.8	448	60	7.5
24)	C. Johnson, Ten. (RB)	774	198	3.9	509	160	3.2	265	38	7.0
25)	McFadden, Oak. (RB)	768	132	5.8	614	113	5.4	154	19	8.1
26)	Bowe, K.C. (WR)	762	49	15.6	12	1	12.0	750	48	15.6
27)	G. Jennings, G.B. (WR)	761	53	14.4	0	0	---	761	53	14.4
28)	Nelson, G.B. (WR)	756	40	18.9	0	0	---	756	40	18.9
29)	Starks, G.B. (RB)	751	148	5.1	541	120	4.5	210	28	7.5
30)	Marshall, Mia. (WR)	747	54	13.8	0	0	---	747	54	13.8
31)	Lynch, Sea. (RB)	745	175	4.3	595	156	3.8	150	19	7.9
32)	Tate, Hou. (RB)	726	127	5.7	686	122	5.6	40	5	8.0
33)	White, Atl. (WR)	710	54	13.1	0	0	---	710	54	13.1
34)	Bush, Mia. (RB)	708	149	4.8	506	117	4.3	202	32	6.3
35)	McGahee, Den. (RB)	707	150	4.7	658	139	4.7	49	11	4.5
36)	Stewart, Car. (RB)	701	116	6.0	372	83	4.5	329	33	10.0
37)	Nicks, NY-G (WR)	685	43	15.9	0	0	---	685	43	15.9
38)	Boldin, Bal. (WR)	684	44	15.5	0	0	---	684	44	15.5
39)	Harvin, Min. (WR)	683	71	9.6	224	28	8.0	459	43	10.7
40)	Best, Det. (RB)	677	111	6.1	390	84	4.6	287	27	10.6
41)	Witten, Dal. (TE)	670	52	12.9	0	0	---	670	52	12.9
42)	Greene, NY-J (RB)	668	165	4.0	573	148	3.9	95	17	5.6
43)	Benson, Cin. (RB)	663	173	3.8	634	167	3.8	29	6	4.8
44)	Bradshaw, NY-G (RB)	650	135	4.8	440	111	4.0	210	24	8.8
45)	*Green, Cin. (WR)	648	43	15.1	13	2	6.5	635	41	15.5
46)	Tolbert, S.D. (RB)	647	118	5.5	296	76	3.9	351	42	8.4
47)	Wells, Ariz (RB)	646	160	4.0	621	154	4.0	25	6	4.2
48)	A. Brown, Pit. (WR)	645	47	13.7	19	3	6.3	626	44	14.2
49)	Garcon, Ind. (WR)	639	44	14.5	18	1	18.0	621	43	14.4
50)	F. Davis, Was. (TE)	636	49	13.0	0	0	---	636	49	13.0

WEEK 11 / THROUGH MONDAY, NOVEMBER 21, 2011

NFL / LEADERS IN FIRST DOWNS

Rank	Player, Team	Rush	Rec	Tot
1)	**McCoy, Phi. (RB)**	**60**	**12**	**72**
2t)	Forte, Chi. (RB)	38	17	55
2t)	Jones-Drew, Jac. (RB)	47	8	55
4)	Jackson, Buf. (RB)	40	13	53
5)	Peterson, Min. (RB)	45	5	50
6t)	Foster, Hou. (RB)	35	14	49
6t)	Rice, Bal. (RB)	25	24	49
6t)	Turner, Atl. (RB)	43	6	49
9t)	Graham, N.O. (TE)	0	47	47
9t)	Welker, N.E. (WR)	2	45	47
11)	Johnson, Det. (WR)	0	46	46
12)	R. Gronkowski, N.E. (TE)	0	44	44
13)	Wallace, Pit. (WR)	3	40	43
14)	White, Atl. (WR)	0	42	42
15)	Bush, Oak. (RB)	33	8	41
16t)	Gore, S.F. (RB)	37	3	40
16t)	*Murray, Dal. (RB)	33	7	40
16t)	Tate, Hou. (RB)	38	2	40
19t)	S. Jackson, St.L (RB)	32	7	39
19t)	Jackson, S.D. (WR)	0	39	39
19t)	Lynch, Sea. (RB)	33	6	39
19t)	Mathews, S.D. (RB)	25	14	39
19t)	Starks, G.B. (RB)	30	9	39
19t)	Stewart, Car. (RB)	25	14	39
25t)	Fitzgerald, Ariz (WR)	0	38	38
25t)	Sproles, N.O. (RB)	16	22	38
25t)	Tolbert, S.D. (RB)	17	21	38
28t)	Bradshaw, NY-G (RB)	29	8	37
28t)	Marshall, Mia. (WR)	0	37	37
28t)	S. Smith, Car. (WR)	1	36	37
31)	A. Brown, Pit. (WR)	1	35	36
32t)	Boldin, Bal. (WR)	0	35	35
32t)	Gonzalez, Atl. (TE)	0	35	35
34t)	Bowe, K.C. (WR)	0	34	34
34t)	Green-Ellis, N.E. (RB)	30	4	34
34t)	Harvin, Min. (WR)	9	25	34
34t)	Witten, Dal. (TE)	0	34	34
38t)	G. Jennings, G.B. (WR)	0	33	33
38t)	C. Johnson, Ten. (RB)	25	8	33
40t)	Benson, Cin. (RB)	31	1	32
40t)	Daniels, Hou. (TE)	0	32	32
40t)	F. Davis, Was. (TE)	0	32	32
40t)	McGahee, Den. (RB)	30	2	32
44t)	Cruz, NY-G (WR)	0	31	31
44t)	Lloyd, Den.-St.L (WR)	0	31	31
44t)	Wells, Ariz (RB)	31	0	31
47t)	Gaffney, Was. (WR)	0	30	30
47t)	McFadden, Oak. (RB)	23	7	30
49t)	Bush, Mia. (RB)	20	9	29
49t)	St. Johnson, Buf. (WR)	0	29	29
49t)	*Newton, Car. (QB)	29	0	29
49t)	Nicks, NY-G (WR)	0	29	29
49t)	Washington, Ten. (WR)	1	28	29
49t)	Williams, T.B. (WR)	0	29	29

WEEK 11 / THROUGH MONDAY, NOVEMBER 21, 2011

NFL / LEADING PUNTERS

Rank	Player, Team	No	Yards	Lg	Avg	TB	Blk	Dwn	OB	Opp Ret	Ret Yds	In 20	Net Avg
1)	Lechler, Oak.	50	2558	77	51.2	5	0	3	4	33	480	14	39.6
2)	Lee, S.F.	48	2407	68	50.1	6	0	7	0	24	202	15	43.4
3)	Moorman, Buf.	44	2185	66	49.7	8	1	4	1	28	283	10	38.7
4)	Scifres, S.D.	30	1462	71	48.7	1	0	3	2	16	251	11	39.7
5)	Ryan, Sea.	63	3067	77	48.7	7	0	8	3	36	422	19	39.8
6)	Fields, Mia.	48	2330	70	48.5	3	0	4	3	31	338	22	40.3
7)	Colquitt, Den.	59	2849	66	48.3	4	0	7	1	33	321	17	41.5
8)	Morstead, N.O.	31	1493	64	48.2	3	1	6	5	12	72	8	42.5
9)	McAfee, Ind.	59	2796	64	47.4	3	1	11	3	28	384	15	39.2
10)	Koch, Bal.	49	2308	62	47.1	5	0	7	5	25	246	16	40.0
11)	McBriar, Dal.	33	1549	68	46.9	4	1	2	3	19	223	11	36.6
12)	Weatherford, NY-G	55	2566	61	46.7	3	0	9	5	30	302	16	40.1
13)	Colquitt, K.C.	55	2544	68	46.3	3	0	9	1	24	305	17	39.6
14)	Sepulveda, Pit.	25	1153	66	46.1	5	1	5	2	8	37	8	39.1
15)	Mesko, N.E.	35	1608	58	45.9	2	0	4	1	20	165	11	40.1
16)	Masthay, G.B.	31	1419	67	45.8	3	0	7	1	16	256	8	35.6
17)	Koenen, T.B.	47	2146	65	45.7	1	0	6	3	27	221	19	40.5
18)	Rocca, Was.	44	2000	63	45.5	0	0	6	2	23	181	20	41.3
19)	Zastudil, Ariz	48	2156	63	44.9	1	0	9	0	29	277	13	38.7
20)	Jones, St.L	66	2940	65	44.5	7	0	12	4	30	308	20	37.8
21)	Kluwe, Min.	46	2046	58	44.5	1	0	5	2	26	375	14	35.9
22)	Huber, Cin.	62	2731	71	44.0	7	0	8	6	25	152	17	39.3
23)	*Hartmann, Hou.	43	1873	69	43.6	4	0	5	2	20	217	12	36.7
24)	Conley, NY-J	55	2369	63	43.1	5	0	9	5	21	182	18	37.9
25)	Kern, Ten.	56	2407	64	43.0	6	0	7	6	23	163	13	37.9
26)	*Donahue, Det.	49	2093	60	42.7	4	0	11	4	22	270	13	35.6
27)	Podlesh, Chi.	51	2177	70	42.7	2	0	7	2	24	84	12	40.3
28)	***Henry, Phi.**	**34**	**1434**	**60**	**42.2**	**4**	**0**	**6**	**1**	**15**	**98**	**10**	**36.9**
29)	N. Harris, Jac.	33	1391	55	42.2	2	0	3	5	16	86	6	38.3
30)	Maynard, Cle.	43	1786	55	41.5	0	0	10	6	16	188	16	37.2
31)	Baker, Car.	42	1740	56	41.4	4	0	6	0	19	296	13	32.5
32)	Turk, Jac.	27	1072	65	39.7	5	0	9	4	9	87	7	32.8
33)	*Bosher, Atl.	46	1794	59	39.0	1	0	7	2	18	109	17	36.2

NFL / LEADING PUNTERS, NET AVERAGE

Rank	Player, Team	No	Yards	Lg	Avg	TB	Blk	Dwn	OB	Opp Ret	Ret Yds	In 20	Net Avg
1)	Lee, S.F.	48	2407	68	50.1	6	0	7	0	24	202	15	43.4
2)	Morstead, N.O.	31	1493	64	48.2	3	1	6	5	12	72	8	42.5
3)	Colquitt, Den.	59	2849	66	48.3	4	0	7	1	33	321	17	41.5
4)	Rocca, Was.	44	2000	63	45.5	0	0	6	2	23	181	20	41.3
5)	Koenen, T.B.	47	2146	65	45.7	1	0	6	3	27	221	19	40.5
6)	Podlesh, Chi.	51	2177	70	42.7	2	0	7	2	24	84	12	40.3
7)	Fields, Mia.	48	2330	70	48.5	3	0	4	3	31	338	22	40.3
8)	Mesko, N.E.	35	1608	58	45.9	2	0	4	1	20	165	11	40.1
9)	Weatherford, NY-G	55	2566	61	46.7	3	0	9	5	30	302	16	40.1
10)	Koch, Bal.	49	2308	62	47.1	5	0	7	5	25	246	16	40.0
11)	Ryan, Sea.	63	3067	77	48.7	7	0	8	3	36	422	19	39.8
12)	Scifres, S.D.	30	1462	71	48.7	1	0	3	2	16	251	11	39.7
13)	Colquitt, K.C.	55	2544	68	46.3	3	0	9	1	24	305	17	39.6
14)	Lechler, Oak.	50	2558	77	51.2	5	0	3	4	33	480	14	39.6
15)	Huber, Cin.	62	2731	71	44.0	7	0	8	6	25	152	17	39.3
16)	McAfee, Ind.	59	2796	64	47.4	3	1	11	3	28	384	15	39.2
17)	Sepulveda, Pit.	25	1153	66	46.1	5	1	5	2	8	37	8	39.1
18)	Zastudil, Ariz	48	2156	63	44.9	1	0	9	0	29	277	13	38.7
19)	Moorman, Buf.	44	2185	66	49.7	8	1	4	1	28	283	10	38.7
20)	N. Harris, Jac.	33	1391	55	42.2	2	0	3	5	16	86	6	38.3
21)	Conley, NY-J	55	2369	63	43.1	5	0	9	5	21	182	18	37.9
22)	Kern, Ten.	56	2407	64	43.0	6	0	7	6	23	163	13	37.9
23)	Jones, St.L	66	2940	65	44.5	7	0	12	4	30	308	20	37.8
24)	Maynard, Cle.	43	1786	55	41.5	0	0	10	6	16	188	16	37.2
25)	***Henry, Phi.**	**34**	**1434**	**60**	**42.2**	**4**	**0**	**6**	**1**	**15**	**98**	**10**	**36.9**
26)	*Hartmann, Hou.	43	1873	69	43.6	4	0	5	2	20	217	12	36.7
27)	McBriar, Dal.	33	1549	68	46.9	4	1	2	3	19	223	11	36.6
28)	*Bosher, Atl.	46	1794	59	39.0	1	0	7	2	18	109	17	36.2
29)	Kluwe, Min.	46	2046	58	44.5	1	0	5	2	26	375	14	35.9
30)	Masthay, G.B.	31	1419	67	45.8	3	0	7	1	16	256	8	35.6
31)	*Donahue, Det.	49	2093	60	42.7	4	0	11	4	22	270	13	35.6
32)	Turk, Jac.	27	1072	65	39.7	5	0	9	4	9	87	7	32.8
33)	Baker, Car.	42	1740	56	41.4	4	0	6	0	19	296	13	32.5

WEEK 11 / THROUGH MONDAY, NOVEMBER 21, 2011

NFL / PUNT RETURN LEADERS

Rank	Player, Team	Ret	FC	Yards	Avg	Long	TD
1)	Hester, Chi.	17	7	361	21.2	82t	2
2)	*Peterson, Ariz	27	13	463	17.1	99t	3
3)	Arenas, K.C.	20	5	296	14.8	37	0
4)	*Cobb, G.B.	19	13	257	13.5	80t	1
5)	Edelman, N.E.	17	4	219	12.9	72t	1
6)	Washington, Sea.	28	10	336	12.0	37	0
7)	Banks, Was.	25	5	296	11.8	55	0
8)	Ginn, S.F.	31	10	354	11.4	55t	1
9)	Jones, Hou.	27	4	308	11.4	79t	1
10)	Bess, Mia.	23	10	255	11.1	22	0
11)	Mariani, Ten.	23	10	254	11.0	79t	1
12)	A. Brown, Pit.	24	11	265	11.0	41	0
13)	Cosby, Den.	18	7	196	10.9	30	0
14)	Tate, Cin.	37	9	376	10.2	56t	1
15)	Crayton, S.D.	17	4	172	10.1	31	0
16)	Weems, Atl.	19	12	188	9.9	37	0
17)	Sherels, Min.	24	9	232	9.7	53	0
18)	Sproles, N.O.	18	13	173	9.6	72t	1
19)	Parker, T.B.	18	10	171	9.5	23	0
20)	*Kerley, NY-J	17	8	159	9.4	53	0
21t)	Cribbs, Cle.	23	5	215	9.3	43	0
21t)	*D. Moore, Oak.	23	7	215	9.3	34	0
23)	*Pettis, St.L	15	10	139	9.3	39	0
24)	Logan, Det.	26	21	214	8.2	20	0
25)	Ross, NY-G	13	10	100	7.7	18	0
26)	Webb, Bal.	17	12	111	6.5	29	0
27)	A. Edwards, Car.	21	6	128	6.1	14	0

NFL / KICKOFF RETURN LEADERS

Rank	Player, Team	Ret	Yards	Avg	Long	TD
1)	J. McKnight, NY-J	22	795	36.1	107t	1
2)	D. Reed, Bal.	16	457	28.6	77	0
3)	*Cobb, G.B.	23	651	28.3	108t	1
4)	Ginn, S.F.	20	564	28.2	102t	1
5)	Cribbs, Cle.	20	561	28.1	63	0
6)	A. Brown, Pit.	19	528	27.8	52	0
7)	Manning, Hou.	13	356	27.4	46	0
8)	Sproles, N.O.	24	635	26.5	57	0
9)	Goodman, S.D.	21	553	26.3	44	0
10)	*Pilares, Car.	13	340	26.2	101t	1
11)	Mariani, Ten.	16	410	25.6	49	0
12)	Logan, Det.	15	381	25.4	32	0
13)	Tate, Cin.	23	559	24.3	45	0
14)	Stephens-Howling, Ariz	25	596	23.8	35	0
15)	D. Thomas, NY-G	21	498	23.7	40	0
16)	Booker, Min.	19	450	23.7	68	0
17)	Karim, Jac.	22	518	23.5	37	0
18)	McCluster, K.C.	17	398	23.4	35	0
19)	Banks, Was.	32	749	23.4	47	0
20)	Washington, Sea.	30	687	22.9	43	0
21)	Hester, Chi.	21	480	22.9	98t	1
22)	Weems, Atl.	16	361	22.6	37	0
23)	***Lewis, Phi.**	**21**	**470**	**22.4**	**33**	**0**
24)	Parker, T.B.	14	307	21.9	45	0
25)	*Gates, Mia.	22	479	21.8	39	0
26)	Arenas, K.C.	15	314	20.9	35	0
27)	Porter, Cle.-St.L	19	394	20.7	32	0
28)	B. Smith, Buf.	14	254	18.1	25	0
29)	*Lefeged, Ind.	21	377	18.0	32	0

WEEK 11 / THROUGH MONDAY, NOVEMBER 21, 2011

NFL / LEADERS IN INTERCEPTIONS

Rank	Player, Team	Int	Yards	Avg	Long	TD
1)	Arrington, N.E.	7	92	13.1	28	0
2t)	Rogers, S.F.	5	75	15.0	31t	1
2t)	Weddle, S.D.	5	63	12.6	25	0
2t)	Woodson, G.B.	5	62	12.4	30t	1
5t)	Revis, NY-J	4	184	46.0	100t	1
5t)	Houston, Det.	4	182	45.5	100t	2
5t)	Peprah, G.B.	4	126	31.5	76	1
5t)	Flowers, K.C.	4	95	23.8	58t	1
5t)	T. Williams, G.B.	4	92	23.0	43t	1
5t)	Newman, Dal.	4	80	20.0	43t	1
5t)	Webster, NY-G	4	55	13.8	25	0
5t)	Wilson, Buf.	4	26	6.5	12	0
5t)	Ross, NY-G	4	19	4.8	19	0
14t)	K. Lewis, K.C.	3	119	39.7	59t	1
14t)	Cromartie, NY-J	3	105	35.0	42	0
14t)	Webb, Bal.	3	77	25.7	73t	1
14t)	Giordano, Oak.	3	68	22.7	42	0
14t)	Wright, Chi.	3	60	20.0	36	1
14t)	Lee, Dal.	3	57	19.0	37	0
14t)	DeCoud, Atl.	3	56	18.7	49	0
14t)	Spievey, Det.	3	47	15.7	30	0
14t)	Wright, Det.	3	34	11.3	22	0
14t)	Moore, Chi.	3	30	10.0	20t	1
14t)	Chancellor, Sea.	3	26	8.7	9	0
14t)	**Coleman, Phi.**	**3**	**25**	**8.3**	**24**	**0**
14t)	E. Reed, Bal.	3	25	8.3	16	0
14t)	Joseph, Hou.	3	11	3.7	5	0
14t)	**Asomugha, Phi.**	**3**	**10**	**3.3**	**6**	**0**
14t)	Urlacher, Chi.	3	7	2.3	8	0
14t)	Goldson, S.F.	3	2	0.7	2	0
14t)	Allen, Hou.	3	0	0.0	0	0
14t)	Burnett, G.B.	3	0	0.0	0	0
33t)	Shields, G.B.	2	60	30.0	60	0
33t)	Jackson, T.B.	2	59	29.5	43	0
33t)	Florence, Buf.	2	57	28.5	30	1
33t)	McCourty, Ten.	2	52	26.0	30	0
33t)	Byrd, Buf.	2	51	25.5	29	0
33t)	McCain, Hou.	2	48	24.0	38t	1
33t)	Whitner, S.F.	2	48	24.0	48	0
33t)	Barnett, Buf.	2	47	23.5	31t	1
33t)	Demps, Hou.	2	47	23.5	42	0
33t)	Wilfork, N.E.	2	47	23.5	28	0
33t)	Gamble, Car.	2	43	21.5	24	0
33t)	Scott, Buf.	2	43	21.5	43t	1
33t)	Sanford, Min.	2	40	20.0	23	0
33t)	Harris, NY-J	2	35	17.5	35t	1
33t)	Hawthorne, Sea.	2	34	17.0	34	0
33t)	Marshall, Ariz	2	34	17.0	33	0
33t)	**Samuel, Phi.**	**2**	**34**	**17.0**	**20t**	**1**
33t)	P. Robinson, N.O.	2	31	15.5	25	0
33t)	Barnes, Was.	2	30	15.0	30	0
33t)	Godfrey, Car.	2	30	15.0	21	0
33t)	Ninkovich, N.E.	2	30	15.0	18	1
33t)	Landry, Jac.	2	28	14.0	28	0
33t)	Lowery, Jac.	2	26	13.0	30	0
33t)	Chaney, Phi.	2	24	12.0	14	0
33t)	Manning, Hou.	2	22	11.0	22	0
33t)	Phillips, NY-G	2	19	9.5	13	0
33t)	Powers, Ind.	2	19	9.5	13	1
33t)	Brock, S.F.	2	18	9.0	18	0
33t)	Carr, K.C.	2	16	8.0	14	0
33t)	Martin, Car.	2	16	8.0	15	0
33t)	Washington, Ariz	2	16	8.0	16	0
33t)	Hall, Cin.	2	15	7.5	15	0
33t)	Mikell, St.L	2	11	5.5	11	0
33t)	Sensabaugh, Dal.	2	11	5.5	11	0
33t)	Graham, Chi.	2	10	5.0	10	0
33t)	Coleman, Jac.	2	9	4.5	8	0
33t)	Suggs, Bal.	2	9	4.5	9	0
33t)	Tulloch, Det.	2	9	4.5	9	0
33t)	Cushing, Hou.	2	5	2.5	5	0
33t)	Adams, Cle.	2	4	2.0	4	0
33t)	McGraw, K.C.	2	4	2.0	4	0
33t)	Hayden, Atl.	2	3	1.5	2	0
33t)	Routt, Oak.	2	2	1.0	2	0
33t)	*Peterson, Ariz	2	1	0.5	1	0
33t)	Bailey, Den.	2	0	0.0	0	0
33t)	Barber, T.B.	2	0	0.0	0	0
33t)	Fletcher, Was.	2	0	0.0	0	0

WEEK 11 / THROUGH MONDAY, NOVEMBER 21, 2011

NFL / LEADERS IN SACKS

Rank	Player, Team	Sacks
1)	Ware, Dal. (LB)	14.0
2)	J. Allen, Min. (DE)	13.5
3)	Pierre-Paul, NY-G (DE)	10.5
4)	**Babin, Phi. (DE)**	**10.0**
5)	*Miller, Den. (LB)	9.5
6t)	A. Carter, N.E. (DE)	9.0
6t)	Long, St.L (DE)	9.0
6t)	Woodley, Pit. (LB)	9.0
9)	Clemons, Sea. (DE)	8.0
10)	*Ald. Smith, S.F. (LB)	7.5
11t)	Anderson, N.E. (DE)	7.0
11t)	Hali, K.C. (LB)	7.0
11t)	Johnson, Car. (DE)	7.0
11t)	Umenyiora, NY-G (DE)	7.0
15)	Harper, N.O. (DB)	6.5
16t)	Avril, Det. (DE)	6.0
16t)	Barnes, S.D. (LB)	6.0
16t)	Brooks, S.F. (LB)	6.0
16t)	*Kerrigan, Was. (LB)	6.0
16t)	Peppers, Chi. (DE)	6.0
16t)	Suggs, Bal. (LB)	6.0
16t)	Vanden Bosch, Det. (DE)	6.0
16t)	Wimbley, Oak. (LB)	6.0
24t)	**Atkins, Cin. (DT)**	**5.5**
24t)	Jenkins, Phi. (DT)	5.5
24t)	Kelly, Oak. (DT)	5.5
24t)	Orakpo, Was. (LB)	5.5
24t)	Robison, Min. (DE)	5.5
24t)	Wake, Mia. (LB)	5.5
30t)	Bishop, G.B. (LB)	5.0
30t)	Campbell, Ariz (DE)	5.0
30t)	Carriker, Was. (DE)	5.0
30t)	**Cole, Phi. (DE)**	**5.0**
30t)	Harrison, Pit. (LB)	5.0
30t)	Matthews, G.B. (LB)	5.0
30t)	*Reed, Hou. (LB)	5.0
30t)	Seymour, Oak. (DT)	5.0
30t)	M. Williams, Hou. (LB)	5.0
39t)	Barwin, Hou. (LB)	4.5
39t)	Bowen, Was. (DE)	4.5
39t)	Freeney, Ind. (DE)	4.5
39t)	Jackson, Det. (DE)	4.5
39t)	Kruger, Bal. (LB)	4.5
39t)	Mathis, Ind. (DE)	4.5
39t)	Mincey, Jac. (DE)	4.5
39t)	A. Smith, Hou. (DE)	4.5
39t)	J. Smith, S.F. (DE)	4.5
39t)	Smith, N.O. (DE)	4.5
49t)	Abraham, Atl. (DE)	4.0
49t)	*Clayborn, T.B. (DE)	4.0
49t)	Hall, St.L (DE)	4.0
49t)	*McPhee, Bal. (DE)	4.0
49t)	Melton, Chi. (DT)	4.0
49t)	Odrick, Mia. (DE)	4.0
49t)	Pace, NY-J (LB)	4.0
49t)	*Quinn, St.L (DE)	4.0
49t)	Rucker, Cin. (DE)	4.0
49t)	Spencer, Dal. (LB)	4.0
49t)	Taylor, Mia. (LB)	4.0
49t)	*Taylor, Cle. (DT)	4.0

WEEK 11 / THROUGH MONDAY, NOVEMBER 21, 2011

NFL / FUMBLE RECOVERIES

Rank	Player, Team	TotRec	OffRec	DefRec
1)	Romo, Dal.	6	6	0
2)	McCoy, Cle.	5	5	0
3t)	Banks, Was.	4	4	0
3t)	Cutler, Chi.	4	4	0
3t)	Flacco, Bal.	4	4	0
3t)	Parker, T.B.	4	4	0
7t)	J. Allen, Min.	3	0	3
7t)	Boley, NY-G	3	0	3
7t)	Bowman, S.F.	3	0	3
7t)	Fitzpatrick, Buf.	3	3	0
7t)	Graham, T.B.	3	3	0
7t)	Hester, Chi.	3	3	0
7t)	Jones-Drew, Jac.	3	3	0
7t)	Logan, Det.	3	3	0
7t)	*Newton, Car.	3	3	0
7t)	Ngata, Bal.	3	0	3
7t)	Peterson, Min.	3	3	0
7t)	Rivers, S.D.	3	3	0
7t)	Ale. Smith, S.F.	3	3	0
7t)	Thomas, Cle.	3	3	0
7t)	**Vick, Phi.**	**3**	**3**	**0**
7t)	Vilma, N.O.	3	0	3

NFL / DEFENSIVE FUMBLE RECOVERIES

Rank	Player, Team	Ret	Yards	Avg	Long	TD
1t)	Boley, NY-G	3	78	26.0	65t	1
1t)	Ngata, Bal.	3	28	9.3	28t	1
1t)	J. Allen, Min.	3	5	1.7	5	0
1t)	Bowman, S.F.	3	0	0.0	0	0
1t)	Vilma, N.O.	3	0	0.0	0t	1
6t)	Edwards, Atl.	2	64	32.0	64	0
6t)	Urlacher, Chi.	2	29	14.5	17	1
6t)	Avril, Det.	2	24	12.0	24t	1
6t)	McClain, Bal.	2	6	3.0	6t	1
6t)	Tillman, Chi.	2	4	2.0	3	0
6t)	Whitner, S.F.	2	3	1.5	3	0
6t)	*Watt, Hou.	2	2	1.0	2	0
6t)	Witherspoon, Ten.	2	2	1.0	2	0
6t)	Bennett, T.B.	2	0	0.0	0	0
6t)	Clements, Cin.	2	0	0.0	0	0
6t)	Dockett, Ariz	2	0	0.0	0	0
6t)	Houston, Oak.	2	0	0.0	0	0
6t)	D. Jackson, Cle.	2	0	0.0	0	0
6t)	Kruger, Bal.	2	0	0.0	0	0
6t)	Lee, Dal.	2	0	0.0	0	0
6t)	Ninkovich, N.E.	2	0	0.0	0	0
6t)	Peppers, Chi.	2	0	0.0	0	0
6t)	Pouha, NY-J	2	0	0.0	0	0
6t)	Sensabaugh, Dal.	2	0	0.0	0	0
6t)	*J. Williams, NY-G	2	0	0.0	0	0
6t)	Willis, S.F.	2	0	0.0	0	0

WEEK 11 / THROUGH MONDAY, NOVEMBER 21, 2011

Team/Offense Rank (Within League)

BAL	BUF	CIN	CLE	DEN	HOU	IND	JAX	KC	MIA	NE	NYJ	OAK	PIT	SD	TEN		ARI	ATL	CAR	CHI	DAL	DET	GB	MIN	NO	NYG	PHI	STL	SF	SEA	TB	WAS
15	14	18	29	27	7	31	32	26	23	2	22	10	9	8	21	**TYds/G**	25	12	5	17	6	11	4	19	1	13	3	30	20	28	16	24
20	11	21	30	25	7	29	32	27	22	2	26	8	9	10	18	**TYds/P**	23	14	6	16	4	13	1	17	3	12	5	31	19	28	15	24
23t	8	19	29	4	2	25	12	9	15	16	26	3	17	20	32	**RYds/G**	28	11	7	14	10	22	21	5	13	31	1	18	6	27	23t	30
21	4	25	30	5	10	11	26	17	23	16	29	6	18	22	31	**RshAvg**	20	19	3	12	7	13	24	2	8	32	1	14	15	28	9	27
12	18	17	23	31	15	30	32	28	25	2	20	19	7	4	14	**PsYd/G**	21	10	9	22	6	8	3	29	1	5	11	26	27	24	13	16
22	16	18	28	29	3	30	32	26	19	2	21	7	8	9	14	**PasAvg**	24	12	10	15	5	13	1	27	6	4	11	31	17	25	20	23
6	30	22	4	18	5	9	21	24	20	14	19	31	11t	29	8	**%HdInt**	27	17	25	7	11t	10	2	16	15	13	32	3	1	23	26	28
12	1	3	18	25	13	16	27	23	31	7	22	9	26	17	2	**Sac/PP**	28	14	15	19	10	8	20	30	5	11	6	29	21	32	4	24
13	15	25	21t	26	9	32	31	28	18t	2	16	11	6t	4	29	**1D/Gm**	21t	5	8	20	12	10	6t	21t	1	14	3	27	21t	30	18t	17
14	22	18	9	26	5	24	25	15	29	7	17	16	3	4	12	**3D Eff**	30	8	13	23	11	31	2	10	1	20	6	32	27	28	19	21
2	21t	23t	5	31	27	32	19	21t	11t	6	30	11t	26	28t	1	**4D Eff**	9	11t	11t	23t	11t	3t	10	28t	7t	20	18	17	3t	7t	11t	23t
28	17	8	19	3	11	32	31	4	12	6	21	20	13	24	14	**PR Avg**	2	15	30	1	27	25	5	16	18	26	29	22t	9	7	22t	10
7	31	18	11	4	5	32	24t	27	23	30	1	14	3	15	10	**KR Avg**	12	19	16	26	29	17	8	6	9	22	20	28	2	24t	13	21
8	5	22	31	7	23	11	30	12	6	13	25	1	21	3	26	**GpntAv**	18	32	29	27	17	24	14	20	9	10	28	19	2	4	15	16
10	18	15	26	3	25	16	29	13	7	8	20	14	17	12	21	**NpntAv**	19	27	32	6	23	31	30	28	2	9	24	22	1	11	5	4
7t	10t	12t	28	20	5	30	31	29	23	4	16t	14t	19	12t	21	**Pts/Gm**	24	14t	18	6	9	3	1	22	2	16t	10t	32	7t	26	25	27
25t	17t	3t	23t	30t	13	25t	5t	21t	19	14	27	9t	29	12	11	**FG%**	32	3t	23t	7	1	2	5t	28	20	17t	15	21t	16	9t	8	30t

Opponent/Defense Rank (Within League)

BAL	BUF	CIN	CLE	DEN	HOU	IND	JAX	KC	MIA	NE	NYJ	OAK	PIT	SD	TEN		ARI	ATL	CAR	CHI	DAL	DET	GB	MIN	NO	NYG	PHI	STL	SF	SEA	TB	WAS
4	26	6	5	17	1	29	3	23	16	32	7	24	2	13	18	**TYds/G**	28	15	27	25	10	9	30	19	20	21	12	22	8	11	31	14
2	28	6	4	15	3	24	5	26	12	29	9	17	1	27	11	**TYds/P**	16	22	31	25	13	8	30	18	23	19	21	20	10	7	32	14
5	20	3	29	16	4	31	15	28	7	13	17	25	6	23	22	**RYds/G**	24	2	30	10	11	27	12	9	19	21	14	32	1	8	26	18
1	22	2	19	8	14	11	12	16	5	18	9	31	15	21	17	**RshAvg**	10	7	27	29	20	30	26	6	32	23	24	28	4	3	25	13
7	24	11t	1	21	2	22	4	14	25	32	6	20	3	8	16	**PsYd/G**	27	26	17	30	13	5	31	28	19	18	11t	9	23	15	29	10
7	28	12	4	22	3	31	5	29	20	26	13	6	1	27	9	**PasAvg**	21	23	30	16	11	2	25	24	10	17	18	14	8	15	32	19
14	2	30	25	26	4	29	15	3	28	10	6	17	32	11	23	**%HdInt**	21	16	22	12	7	5	1	27	31	8	13	20	9	18	19	24
6	28	9	14	8	5	27	12	32	15	23	20	13	16	18	26	**Sac/PP**	22	30	17	31	11	10	21	4	24	3	2	7	19	25	29	1
5	26	3	9	22	1	29	2	16	13t	30	6t	31	4	13t	27	**1D/Gm**	32	12	23	13t	19	10t	24	25	20	17t	10t	21	8	17t	28	6t
4	25	9	19	8	3	32	18	17	14	28	2	20	23	31	26t	**3D Eff**	6	24	30	13	22	1	26t	29	7	10	11	21	5	16	15	12
13t	27t	16t	16t	5	21	32	22t	22t	10t	13t	1	6	24t	3	7t	**4D Eff**	16t	27t	7t	10t	7t	4	2	24t	12	27t	24t	27t	16t	27t	16t	15
15	17	4	24	14	20	26	7	25	21	11	13	28	6	31	8	**PR Avg**	19	3	30	1	22	29	32	27	2	16	5	18	12	23	10	9
32	4	21	19	16	14	31	27	3	7	10	6	8	24	25	17	**KR Avg**	11	18	28	22	9	30	20	23	26	15	5	12	13	29	2	1
4	11	27	28	26	29	6	8	31	20	25	21	24	15	32	5	**GpntAv**	10	18	3	1	30	19	2	22	7	17	9	13	16	23	14	12
9	23	16	22	7	25	19	17	15	10	14	11	26	18	32	5	**NpntAv**	3	27	6	1	31	29	2	24	13	30	21	28	8	12	20	4
3	26	8t	7	23t	2	32	5	25	6	10	18	27	4	28	8t	**Pts/Gm**	22	16t	31	13	12	19	15	30	20t	20t	16t	23t	1	14	29	11
31	5t	27	32	24	12t	12t	1	19t	11	15t	28t	2t	15t	28t	28t	**FG%**	8	18	19t	14	5t	26	15t	25	22	23	2t	9t	9t	4	5t	19t