

NEW ENGLAND PATRIOTS PRESS RELEASE



SUPER BOWL CHAMPIONS
XXXVI, XXXVIII & XXXIX



Gillette Stadium ★ One Patriot Place ★ Foxborough, MA 02035 ★ 508.384.9105 ★ Fax: 508.543.9053 ★ www.patriots.com ★ http://media.patriots.com

PATRIOTS ENTER BYE WEEK WITH A 5-1 RECORD

TALE OF THE TAPE

| 2011 Regular Season | New England |
|--------------------------|-------------|
| Record | 5-1 |
| Divisional Standings | 1st |
| Total Yards Gained | 2,847 |
| Total Offense (Rank) | 474.5 (1) |
| Rush Offense | 124.0 (8) |
| Pass Offense | 350.5 (1) |
| Points Per Game | 30.8 (3) |
| Total Yards Allowed | 2,542 |
| Total Defense (Rank) | 423.7 (32) |
| Rush Defense | 101.5 (9) |
| Pass Defense | 322.2 (32) |
| Points Allowed/Game | 22.5 (13) |
| Possession Avg. | 29:25 |
| Sacks Allowed/Yards Lost | 11/60 |
| Sacks Made/Yards | 10/57 |
| Total Touchdowns Scored | 22 |
| Penalties Against/Yards | 39/353 |
| Punts/Avg. | 18/45.8 |
| Turnover Differential | +1 |

2011 PATRIOTS SCHEDULE

| REGULAR SEASON (5-1) | | | |
|----------------------|-----------------|-------|------|
| Mon., Sept. 12 | at Miami | 38-24 | W |
| Sun., Sept. 18 | San Diego | 35-21 | W |
| Sun., Sept. 25 | at Buffalo | 31-34 | L |
| Sun., Oct. 2 | at Oakland | 31-19 | W |
| Sun., Oct. 9 | N.Y. Jets | 30-21 | W |
| Sun., Oct. 16 | Dallas | 20-16 | W |
| Sun., Oct. 23 | BYE WEEK | | |
| Sun., Oct. 30 | at Pittsburgh | 4:15 | CBS |
| Sun., Nov. 6 | N.Y. Giants | 4:15 | FOX |
| Sun., Nov. 13 | at N.Y. Jets | 8:20 | NBC |
| Mon., Nov. 21 | Kansas City | 8:30 | ESPN |
| Sun., Nov. 27 | at Philadelphia | 4:15 | CBS* |
| Sun., Dec. 4 | Indianapolis | 8:20 | NBC* |
| Sun., Dec. 11 | at Washington | 1:00 | CBS* |
| Sun., Dec. 18 | at Denver | 4:15 | CBS* |
| Sat., Dec. 24 | Miami | 1:00 | CBS |
| Sun., Jan. 1 | Buffalo | 1:00 | CBS* |

*Game Time and Network subject to possible flexible scheduling adjustment.

AFC EAST STANDINGS

| Team | W | L | T | Pct. | PF | PA |
|--------------------|----------|----------|----------|-------------|------------|------------|
| NEW ENGLAND | 5 | 1 | 0 | .833 | 185 | 135 |
| Buffalo Bills | 4 | 2 | 0 | .667 | 188 | 147 |
| New York Jets | 3 | 3 | 0 | .500 | 145 | 131 |
| Miami Dolphins | 0 | 5 | 0 | .000 | 75 | 128 |

PATRIOTS MEDIA WEBSITE

The Patriots' media-only website, located at <http://media.patriots.com>, will also serve as the team's primary credentialing system again in 2011. Registered users can apply for credentials by clicking on the upper right corner of the page.

PATRIOTS 2011 MEDIA GUIDE

The Patriots 2011 Media Guide is online and updated throughout the season. Media can access the media guide at www.patriots.com by clicking on the team tab.

The New England Patriots beat Dallas, 20-16, last Sunday to improve to a 5-1 record. The Patriots have won five of their first six games of the 2011 season, marking the eighth time in team history that New England has won at least five of its first six games. New England also won five of its first six games in 2010, marking the second time in team history the team has started 5-1 or better through six games in back-to-back years (2006 and 2007). In addition to this year, New England was also 5-1 in 2010, 2006, 1997, 1980, and 1974, and was 6-0 in 2007 and 2004.

BRADY AND WELKER ON RECORD SETTING PACE

TOM BRADY

- Tom Brady (2,163) is on pace to throw for 5,768 yards. Only two NFL players have thrown for 5,000 or more yards in a season with Dan Marino's NFL record 5,084 in 1984 and Drew Brees' 5,069 in 2008.
- Brady has 16 touchdowns, putting him on pace for 43 touchdown passes, which would be his second season with 40 or more touchdowns. He had an NFL-record 50 touchdowns in 2007. If Brady reaches 40 touchdowns, he will be just the second NFL player to have two seasons with 40 or more touchdowns. Dan Marino had 48 touchdowns in 1984 and 44 in 1986.

WES WELKER

- Wes Welker has 51 receptions through six weeks and is on pace for 136, which would be second to Marvin Harrison's single season record of 143, set in 2002.
- Welker has 785 receiving yards and is on pace for 2,093, which would break Jerry Rice's record of 1,848 set in 1995.

WHAT HAVE YOU DONE FOR ME LATLEY?

Since their record-setting 2007 season, the Patriots have maintained their spot atop the NFL in terms of both winning percentage and points scored. New England's consistency and achievement in these areas has been unmatched over the last three-plus seasons.

- Since the beginning of the 2008 season the Patriots have the NFL's highest winning percentage (40-14, .741) and have scored more points (1540) than any other NFL team. Pittsburgh and New Orleans rank second over that span in winning percentage (both 37-17, .685), while New Orleans ranks second in points scored (1534).
- Since 2009, the Patriots and New Orleans are tied for the best winning percentage (29-9, .763), while the Patriots have scored the most points over that span (1130). New Orleans ranks second in points scored since 2009 with 1071.
- New England tops the winning percentage and points scored categories since the beginning of the 2010 season, going 19-3 (.864), while scoring 703 points. Baltimore ranks second since 2010 with a 16-5 record (.762), while Green Bay ranks second with 585 points scored.

PATRIOTS DEDICATE 2011 SEASON TO MYRA KRAFT

The New England Patriots announced that they will dedicate the 2011 season to the loving memory of Myra Kraft, who passed away on July 20 after a courageous battle with cancer. Every Patriots player and coach will honor Myra's memory by wearing a patch with her initials on it in recognition of her lifelong contributions to the local and global community and her influence on the charitable mission of the entire Patriots organization. The patch will be worn on the left chest of every player throughout the season.



PATRIOTS WICKED GOOD IN OCTOBER

The Patriots are 32-5 in the month of October since the 2003 season and have won 23 out of their last 25 October games. The Patriots are 18-1 at home and 14-4 on the road during that time in October. New England was 4-0 in October in 2010 and currently has a 9-game win streak in games played during October. The team's last loss during the month was a 20-17 setback in overtime at Denver on 10/11/09.



PATRIOTS 2011 TEAM NOTES

WHAT TO LOOK FOR IN 2011

The Patriots own an overall record of 63-12 (.840) at Gillette Stadium in regular season games. Since their state-of-the-art facility opened at the beginning of the 2002 season, the Patriots own the NFL's best record at home.

RECORD SETTING PACE

QUALIFIER – Six games into the season, a number of Patriots players are on pace for record-breaking seasons. While we know these won't be realistic projections, it is fun to look at what the numbers would be if they continued at this pace.

TOM BRADY

- Tom Brady (2,163) is on pace to throw for 5,768 yards. Only two NFL players have thrown for 5,000 or more yards in a season with Dan Marino's NFL record 5,084 in 1984 and Drew Brees' 5,069 in 2008.
- Brady has 16 touchdowns, putting him on pace for 43 touchdown passes, which would be his second season with 40 or more touchdowns. He had an NFL-record 50 touchdowns in 2007. If Brady reaches 40 touchdowns, he will be just the second NFL player to have two seasons with 40 or more touchdowns. Dan Marino had 48 touchdowns in 1984 and 44 in 1986.
- Brady currently has an NFL record of 31 straight wins as a starter in the regular season at home. The last time the Patriots lost a regular season home game in which Brady started was on Nov. 12, 2006 against the New York Jets.
- Brady has a current streak of 22 straight games with at least one touchdown pass, a Patriots team record.
- Brady has 116 wins as a starter and needs one more win to tie Joe Montana (117) for 7th all-time.

JULIAN EDELMAN

- Julian Edelman has the highest punt return average in Patriots history with a 13.6-yard average (36-489).

BENJARVUS GREEN-ELLIS

- BenJarvus Green-Ellis has 18 touchdown runs since the beginning of the 2010 season, tied for the second most in the NFL with Michael Turner. Adrian Peterson has 19 touchdowns.

ROB GRONKOWSKI

- Rob Gronkowski has five touchdowns so far in 2011, putting him on pace for 13 for the year. The NFL record for most touchdowns in a season by a tight end is 13 by Vernon Davis (SF) in 2009 and Antonio Gates (SD) in 2004. Gronkowski last season set the franchise record for touchdowns by a rookie tight end with 10.
- Gronkowski has 15 touchdown catches in 22 career NFL games.

WES WELKER

- Wes Welker has 51 receptions through six weeks and is on pace for 136, which would be second to Marvin Harrison's single season record of 143, set in 2002.
- Welker has 785 receiving yards and is on pace for 2,093, which would break Jerry Rice's record of 1,848, set in 1995.
- Wes Welker had a career-high 217 receiving yards to set a franchise record (09/25/11) at Buffalo, breaking the previous record set by Terry Glenn with 214 receiving yards.
- Welker has a streak of 67 straight regular season games with at least one reception as a member of the Patriots to extend a franchise record. TE Ben Coates held the previous mark with 63 straight games.
- Welker has caught at least one pass in 84 straight regular season games in his NFL career.
- Welker is tied with six other NFL players as the only players in NFL history to have at least eight receptions, 150 yards and at least one touchdown three times in a single season.

VINCE WILFORK

- Vince Wilfork has two interceptions so far in 2011 and is one of four Patriots defensive lineman to ever register two career interceptions. Anthony Pleasant (2001) is the only other

WHAT TO LOOK FOR IN 2011 (CONTINUED)

Patriots defensive lineman to record two interceptions in a single season.

- The Patriots currently have 185 points and are on pace to finish with 493 points, which would be third in team history. The 2007 Patriots have the record with 587.

NFL'S BEST AT HOME

Since their state-of-the-art facility opened at the beginning of the 2002 season, the Patriots own the NFL's best record at home overall.

BEST HOME RECORDS SINCE 2002

| Team | W | L | T | Pct. |
|--------------------|-----------|-----------|----------|-------------|
| New England | 70 | 14 | 0 | .833 |
| Indianapolis | 63 | 21 | 0 | .750 |
| Pittsburgh | 60 | 22 | 1 | .729 |
| Baltimore | 56 | 21 | 0 | .727 |
| San Diego | 55 | 25 | 0 | .688 |
| Seattle | 53 | 27 | 0 | .663 |
| Philadelphia | 52 | 30 | 0 | .634 |

PATRIOTS ARE SHARP AT GILLETTE

The Patriots have now won 20 straight regular season home games dating back to a 47-7 win over Arizona on Dec. 21, 2008. The Patriots own an overall record of 63-12 (.840) at Gillette Stadium in regular season games. Since their state-of-the-art facility opened at the beginning of the 2002 season, the Patriots own the NFL's best record at home all-time.

The teams with the highest winning percentage at a stadium since 1970 (minimum 25 games):

| Team | Stadium | W-L-T | WIN PCT. |
|--------------------|-------------------------|--------------|-------------|
| New England | Gillette Stadium | 63-12 | .840 |
| Miami | Orange Bowl | 101-22-1 | .819 |
| Pittsburgh | Heinz Field | 61-21-1 | .741 |
| Minnesota | Metropolitan Stadium | 64-23-1 | .733 |
| LA Rams | Memorial Coliseum | 53-20-2 | .726 |

LONGEST HOME WINNING STREAK / PATRIOTS HISTORY (REG. SEASON)

| Streak | First Win | Last Win |
|-----------|----------------------|-----------------------|
| 20 | Dec. 12, 2008 | Oct. 16, 2011* |
| 18 | Dec. 29, 2002 | Sept. 8, 2005 |
| 12 | Nov. 26, 2006 | Sept. 7, 2008 |
| 10 | Sept. 18, 1976 | Oct. 30, 1977 |

*-Active Streak

NFL'S BEST ROAD WARRIORS

Since the start of the 2000 season, the Patriots are tied with Indianapolis for the best regular-season road record at 59-32.

| TEAM | RECORD | PCT. |
|--------------------|--------------|-------------|
| New England | 59-32 | .648 |
| Indianapolis | 59-32 | .648 |
| Philadelphia | 58-32-1 | .643 |
| Pittsburgh | 54-37 | .593 |

2011 TEAM CAPTAINS

The New England Patriots announced their 2011 team captains. Quarterback Tom Brady and G Logan Mankins will serve as offensive captains. Nose tackle Vince Wilfork, LB Jerod Mayo and CB Devin McCourty will serve as defensive captains. Wide receiver Matthew Slater will serve as special teams captain. The Patriots' 2011 captains were elected by their teammates.

On offense, Brady will serve as an offensive captain for the ninth straight season, having first been elected in 2002. Mankins, who is in his seventh season with New England after joining the team as a first round draft choice in 2005, will serve as a captain for the first time. On defense, Wilfork is a captain for the fourth straight season, while Mayo will serve as a captain for the third straight year. Slater will serve as the Patriots' special teams captain for the first time. A special teams standout, Slater led the Patriots with a career-high 21 special teams tackles in 2010.



PATRIOTS 2011 TEAM NOTES

TOM BRADY AND WES WELKER BECOME THE 12TH TO SCORE ON A 99-YARD PASS PLAY

Tom Brady connected with Wes Welker on a 99-yard touchdown in the fourth quarter of the 2011 season-opener at Miami (9/12). The 99-yard play tied the NFL record for the longest offensive play, which has been accomplished 13 times. There have been 12 pass plays and one running play for 99 yards. Listed below are the 13 99-yard plays.

(12) 99-YARD PASS PLAYS

Frank Filchock to Andy Farkas, Wash. vs. Pitt. – Oct. 15, 1939
 George Izo to Bobby Mitchell, Wash. vs. Clev. – Sept. 15, 1963
 Karl Sweetan to Pat Studstill, Det. vs. Balt. – Oct. 16, 1966
 Sonny Jurgensen to Gerry Allen, Wash. vs. Chic. – Sept. 15, 1968
 Jim Plunkett to Cliff Branch, LA Raiders vs. Wash. – Oct. 2, 1983
 Ron Jaworski to Mike Quick, Phil. vs. Atl. – Nov. 10, 1985
 Stan Humphries to Tony Martin, SD. vs. Sea.. -Sept. 18, 1994
 Brett Favre to Robert Brooks, GB vs. Chic. – Sept. 11, 1995
 Trent Green to Marc Boerigter, KC vs. SD. – Dec. 22, 2002
 Jeff Garcia to Andre Davis, Clev. vs. Cin. – Oct. 17, 2004
 Gus Ferrotte to Bernard Berrian, Minn. Vs. Chi. – Nov. 30, 2008

Tom Brady to Wes Welker, NE vs. Mia. – Sept. 12, 2011

(1) 99-YARD RUN PLAYS

Tony Dorsett, Dal. vs. Minn.- Jan. 3, 1983

PATRIOTS SET FRANCHISE RECORD WITH 622 TOTAL YARDS IN 2011 OPENER

The Patriots 622 total yards at Miami (9/12) is a franchise record. The previous high was 619 yards vs. Tennessee on Oct. 18, 2009. The Patriots now have two games in their history with 600 or more total yards.

TWO STRAIGHT WEEKS WITH THREE PLAYERS WITH SEVEN OR MORE CATCHES

The win over San Diego (9/18) marked the second straight week and first time ever in back-to-back games that the Patriots have had three players with seven or more receptions. Against the Chargers, Deion Branch (8), Wes Welker (7), and Aaron Hernandez (7) all eclipsed the 7-catch mark. In the season opener at Miami (9/12), Welker (8), Branch (7), and Hernandez (7) also accomplished the feat. Prior to the opener, the last time New England had three players with seven or more catches in the same game was on Nov. 13, 2008, when Benjamin Watson (8), Wes Welker (7), and Jabar Gaffney (7) did it.

PATRIOTS FORCE TURNOVERS need to update

The Patriots lead the NFL with a +109 turnover margin since the 1994 season, including a league-leading and franchise record +28 in 2010.

NFL TURNOVER MARGIN SINCE 1994

| Rank | Team | Turnover Margin |
|------|-------------|-----------------|
| 1. | New England | +109 |
| 2. | Kansas City | +99 |
| 3. | Pittsburgh | +61 |

13 STRAIGHT GAMES WITH 30 POINTS IS SECOND BEST IN NFL HISTORY

The Patriots streak of games with 30 or more points scored ended last week with a 20-16 win against Dallas. The Patriots set a team record with their 10th straight regular season game with 30 or more points dating back to Nov. 14 of last season with a 39-26 win at Pittsburgh following the 35-21 win vs. San Diego (9/18) and extended the streak to 13 games after the 30-21 win vs. the New York Jets (10/9). The Patriots' previous team record for consecutive games with 30 or more points was nine straight games from the last game of the 2006 regular season and the first eight games of the 2007 season. The Patriots' streak of 13 straight games with 30 or more points is second in NFL history to the 14 straight games by the St. Louis Rams (1999-2000). The Patriots are 65-3 when scoring 30 or more points under head coach Bill Belichick.

PATRIOTS ON THE POINT IN 2011

The Patriots currently have 185 points and are on pace to finish with 493 points, which would be third in team history.

MOST POINTS SCORED IN A SEASON BY THE PATRIOTS

589 in 2007
 518 in 2010
 441 in 1980

MOST POINTS IN A SEASON / NFL HISTORY

| Team | Year | Pts |
|--------------|------|-----|
| New England | 2007 | 589 |
| Minnesota | 1998 | 556 |
| Washington | 1983 | 541 |
| St. Louis | 2000 | 540 |
| St. Louis | 1999 | 526 |
| Indianapolis | 2004 | 522 |
| New England | 2010 | 518 |

PATRIOTS ON THE POINT PART 2

The Patriots are averaging 33.8 points per game in 2011. That number would be third all-time in team history.

HIGHEST AVG. POINTS PER GAME BY THE PATRIOTS

36.8 in 2007
 32.4 in 2010
 29.5 in 1961

PATRIOTS SCORE TOUCHDOWNS

The Patriots have scored 22 touchdowns so far in 2011, a pace that would give the Patriots 59 for the year. That number would be third in team history.

MOST TOUCHDOWNS IN A SEASON / PATRIOTS

75 in 2007
 65 in 2010
 52 in 1961 and 1980

MOST TOUCHDOWNS IN A SEASON / NFL HISTORY

| Team | Year | TD |
|----------------|------|----|
| New England | 2007 | 75 |
| Miami | 1984 | 70 |
| St. Louis | 2000 | 67 |
| Houston Oilers | 1961 | 66 |
| Indianapolis | 2004 | 66 |
| San Francisco | 1994 | 66 |
| St. Louis | 1999 | 66 |
| New England | 2010 | 65 |

DIVISIONAL DOMINANCE

The New England Patriots own a 50-15 (.769) record in regular season AFC East games since the beginning of the 2001 season, compiling the best intra-division record of any team in the NFL.

NFL'S TOP DIVISIONAL RECORDS SINCE 2001

| Team | W | L | T | Pct. |
|----------------------|----|----|---|------|
| New England Patriots | 50 | 15 | 0 | .769 |
| Indianapolis Colts | 45 | 18 | 0 | .714 |
| Pittsburgh Steelers | 46 | 19 | 0 | .708 |
| Green Bay Packers | 43 | 20 | 0 | .683 |

AFC EAST DIVISIONAL RECORDS SINCE 2001

| Team | W | L | T | Pct. | Div. Titles | Years |
|---------------|----|----|---|------|-------------|--------------------|
| New England | 50 | 15 | 0 | .769 | 8 | 2001, 03-07, 09-10 |
| New York Jets | 32 | 32 | 0 | .500 | 1 | 2002 |
| Miami | 26 | 38 | 0 | .406 | 1 | 2008 |
| Buffalo | 21 | 42 | 0 | .333 | 0 | --- |

NOTES: The Indianapolis Colts were members of the AFC East in 2001 and compiled a 3-5 divisional record that season. In 2002, the Patriots and Jets both finished with a 9-7 overall record and a 4-2 divisional record, but the Jets claimed the division title by virtue of having a better record against common opponents. In 2008, the Patriots and Dolphins both finished with an 11-5 overall record and a 4-2 divisional record, but Miami qualified for the playoffs due to a better conference record (8-4 to 7-5).



WHAT HAVE YOU DONE FOR ME LATELY?

WHAT HAVE YOU DONE FOR ME LATELY?

Since their record-setting 2007 season, the Patriots have maintained their spot atop the NFL in terms of both winning percentage and points scored. New England's consistency and achievement in these areas has been unmatched over the last three-plus seasons. Since the beginning of the 2008 season, the Patriots have the NFL's highest winning percentage and have scored more points than any other NFL team. Since 2009, the Patriots also have the best winning percentage and have scored the most points. New England also tops both categories since the beginning of the 2010 season.

HIGHEST WINNING PERCENTAGE SINCE 2008

| Team | W | L | T | Pct. | PF | PA |
|----------------------|----|----|---|------|------|------|
| New England Patriots | 40 | 14 | 0 | .741 | 1540 | 1042 |
| Pittsburgh Steelers | 37 | 17 | 0 | .685 | 1209 | 881 |
| Baltimore Ravens | 36 | 17 | 0 | .679 | 1281 | 846 |
| New Orleans Saints | 36 | 18 | 0 | .667 | 1534 | 1192 |
| Indianapolis Colts | 36 | 18 | 0 | .667 | 1332 | 1156 |
| Atlanta Falcons | 36 | 18 | 0 | .667 | 1303 | 1085 |
| San Diego Chargers | 34 | 19 | 0 | .642 | 1454 | 1098 |
| New York Giants | 34 | 20 | 0 | .630 | 1377 | 1215 |
| Green Bay Packers | 33 | 21 | 0 | .611 | 1465 | 1031 |
| Philadelphia Eagles | 32 | 21 | 1 | .602 | 1429 | 1148 |

HIGHEST WINNING PERCENTAGE SINCE 2009

| Team | W | L | T | Pct. | PF | PA |
|----------------------|----|----|---|------|------|-----|
| New England Patriots | 29 | 9 | 0 | .763 | 1130 | 733 |
| New Orleans Saints | 28 | 10 | 0 | .737 | 1071 | 799 |
| Green Bay Packers | 27 | 11 | 0 | .711 | 1046 | 651 |
| San Diego Chargers | 26 | 11 | 0 | .703 | 1015 | 751 |
| New York Giants | 22 | 16 | 0 | .579 | 950 | 921 |
| Indianapolis Colts | 24 | 14 | 0 | .632 | 955 | 858 |
| Atlanta Falcons | 25 | 13 | 0 | .648 | 912 | 760 |
| Philadelphia Eagles | 23 | 15 | 0 | .605 | 1013 | 852 |
| Pittsburgh Steelers | 25 | 13 | 0 | .658 | 862 | 658 |
| Baltimore Ravens | 25 | 12 | 0 | .676 | 896 | 602 |

HIGHEST WINNING PERCENTAGE SINCE 2010

| Team | W | L | T | Pct. | PF | PA |
|----------------------|----|---|---|------|-----|-----|
| New England Patriots | 19 | 3 | 0 | .864 | 703 | 448 |
| Baltimore Ravens | 16 | 5 | 0 | .762 | 505 | 341 |
| Green Bay Packers | 16 | 6 | 0 | .727 | 585 | 354 |
| Atlanta Falcons | 16 | 6 | 0 | .727 | 549 | 435 |
| Pittsburgh Steelers | 16 | 6 | 0 | .727 | 494 | 334 |
| New Orleans Saints | 15 | 7 | 0 | .682 | 561 | 458 |
| New York Giants | 14 | 8 | 0 | .636 | 548 | 494 |
| Chicago Bears | 14 | 8 | 0 | .636 | 480 | 418 |
| San Diego Chargers | 13 | 8 | 0 | .619 | 561 | 431 |
| New York Jets | 14 | 8 | 0 | .636 | 512 | 435 |
| Baltimore Ravens | 16 | 5 | 0 | .762 | 505 | 341 |
| Green Bay Packers | 16 | 6 | 0 | .727 | 585 | 354 |
| Atlanta Falcons | 16 | 6 | 0 | .727 | 549 | 435 |

MOST POINTS SCORED SINCE 2008

| Team | Points |
|----------------------|--------|
| New England Patriots | 1540 |
| New Orleans Saints | 1534 |
| Green Bay Packers | 1465 |
| San Diego Chargers | 1454 |
| Philadelphia Eagles | 1429 |
| New York Giants | 1377 |
| Indianapolis Colts | 1332 |
| Atlanta Falcons | 1303 |
| Houston Texans | 1285 |
| Baltimore Ravens | 1281 |

MOST POINTS SCORED SINCE 2009

| Team | Points |
|----------------------|--------|
| New England Patriots | 1130 |
| New Orleans Saints | 1071 |
| Green Bay Packers | 1046 |
| San Diego Chargers | 1015 |
| Philadelphia Eagles | 1013 |
| Indianapolis Colts | 955 |
| New York Giants | 950 |
| Atlanta Falcons | 912 |
| Houston Texans | 904 |
| Baltimore Ravens | 896 |

MOST POINTS SCORED SINCE 2010

| Team | Points |
|----------------------|--------|
| New England Patriots | 703 |
| Green Bay Packers | 585 |
| Philadelphia Eagles | 584 |
| Oakland Raiders | 570 |
| San Diego Chargers | 561 |
| New Orleans Saints | 561 |
| Atlanta Falcons | 549 |
| New York Giants | 548 |
| Detroit Lions | 540 |
| Indianapolis Colts | 539 |



LAST GAME: PATRIOTS VS. COWBOYS

PATRIOTS 20, DALLAS 16

October 16, 2011 ✪ Gillette Stadium

| | 1 | 2 | 3 | 4 | Final |
|----------------------|---|----|---|---|-------|
| Dallas Cowboys | 3 | 7 | 3 | 3 | — 16 |
| New England Patriots | 3 | 10 | 0 | 7 | — 20 |

The New England Patriots offense and defense came up big just in time to pull out a 20-16 come-from-behind victory over the visiting Dallas Cowboys to improve to a 5-1 record.

The Patriots faced a 16-13 deficit and Dallas had the ball with 3:36 left in the game, before New England's offense and defense came through for an exciting fourth-quarter comeback. First, New England's defense forced a Dallas three-and-out to give the Patriots the ball back with 2:31 left in the game. Then, after a Dallas punt, the Patriots offense drove 80 yards in 10 plays to take a 20-16 lead on an 8-yard touchdown pass from Tom Brady to Aaron Hernandez with 22 seconds left in the game. Brady was 8-of-9 for 78 yards on the game-winning drive.

The Patriots won despite two interceptions and their first two lost fumbles of the season. Despite the turnovers, Brady still finished with 27 completions on 41 attempts for 289 yards and two touchdowns. Hernandez caught 8 passes for 68 yards, while Rob Gronkowski caught 7 passes for 74 yards.

The win was the 31st straight home win by Brady and the 20th straight regular season home win for the Patriots.

CB Kyle Arrington helped set up the Patriots first points when he intercepted a QB Tony Romo pass at the Dallas 43-yard line to end the Cowboys' first offensive drive. That helped set up a 31-yard field goal by K Stephen Gostkowski. The Cowboys tied the game on a 48-yard field goal after CB Terrence Newman intercepted Brady at the New England 23-yard line. New England fumbled on the ensuing kickoff but Dallas gave the ball right back to the Patriots after Vince Wilfork forced a fumble that was recovered by Gerard Warren. The Patriots responded with an 11-play, 72-yard drive that resulted in a 26-yard field goal for a 6-3 second quarter lead.

BRADY TALLIES 32ND CAREER FOURTH-QUARTER GAME-WINNING PERFORMANCE

Tom Brady led the Patriots on a game-winning touchdown drive, taking the Patriots 80 yards on 10 plays to turn a 16-13 deficit into a 20-13 win on an 8-yard touchdown pass to Aaron Hernandez with 22 seconds left in the game. The performance marked the 32nd time in Brady's career that he led the Patriots to a victory following a fourth-quarter deficit or tie. Brady has accomplished the feat 26 times in the regular season and six times in the playoffs. Last season, Brady led New England to two fourth-quarter comebacks, against Green Bay (12/19/10) and Baltimore (10/17/10). Brady was 8-of-9 for 78 yards on the drive.

BRADY AND BELICHICK TIE MARINO AND SHULA FOR WINNINGEST COACH/QB TANDEM

With the victory over the Cowboys, Bill Belichick and Tom Brady earned their 116th win as a coach-quarterback tandem, tying Dan Marino and Don Shula for the most wins by any coach-QB tandem since the 1970 AFL-NFL merger. Belichick and Brady also have the best winning percentage among a head coach/starting quarterback tandem since the merger.

PATRIOTS ARE 5-1 OR BETTER FOR THE 8TH TIME

The Patriots have won five of their first six games of the 2011 season, marking the eighth time in team history that New England has won at least five of its first six games. New England also won five of its first six games in 2010, marking the second time in team history the team has started 5-1 or better through six games in back-to-back years (2006 and 2007). In addition to this year, New England was also 5-1 in 2010, 2006, 1997, 1980, and 1974, and was 6-0 in 2007 and 2004.

PATRIOTS ARE GOOD AGAINST THE NFC AT HOME

With the win over Dallas, the Patriots won their 18th straight home game against NFC opposition. New England's last home loss to an NFC team was in the very first game against an NFC opponent at the new stadium in 2002 when the visiting Green Bay Packers beat the Patriots, 28-10, on Oct. 13.

PATRIOTS SHARP AT GILLETTE

The Patriots have now won 20 straight regular season home games dating back to a 47-7 win over Arizona on Dec. 21, 2008. New England's 20 straight regular-season home wins extends a franchise record. The team's previous record was 18 straight regular-season home victories from Dec. 29, 2002 through Sept. 8, 2005. The NFL record for most consecutive home victories is 27, achieved by Miami from 1971-74. The Patriots own an overall record of 63-12 (.840) at Gillette Stadium in regular season games. Since their state-of-the-art facility opened at the beginning of the 2002 season, the Patriots own the NFL's best record at home all-time.

BRADY MOVED UP ON THE NFL'S ALL-TIME TOUCHDOWN CHART

Tom Brady threw two touchdown passes against Dallas to move past Vinny Testaverde (275) into sole possession of eighth place on the NFL's all-time touchdown pass list. Brady finished the game with 277 career touchdown passes, including a game-winning score to Aaron Hernandez with 22 seconds left. Johnny Unitas ranks seventh with 290 touchdown passes. Brady also ranks eighth in NFL history with 116 career wins as a starting quarterback, one behind Joe Montana's total of 117 wins.

DEFENSIVE STANDOUTS

Andre Carter sacked Tony Romo twice, marking his 10th career two-sack game and his first since he had two on Dec. 13, 2009 while playing for the Washington Redskins at Oakland. Carter sacked Romo for an 11-yard loss on second-and-goal in the third quarter, helping to hold Dallas to a field goal on the drive. He sacked Tony Romo for a 6-yard loss on third down in the first quarter, forcing a Dallas punt on the next play. The sacks gave Carter 2.5 sacks for the season.

ARRINGTON HAS FOURTH INTERCEPTION OF THE SEASON

Kyle Arrington intercepted a Tony Romo pass in the first quarter to end Dallas's game-opening drive. The interception was Arrington's team-high fourth of the season. His three interceptions entering today's action tied for the NFL lead. Arrington came into this season with one career interception, which he returned for a 36-yard touchdown against Green Bay on Dec. 19, 2010.

HERNANDEZ SET NEW CAREER HIGH WITH EIGHT CATCHES

Aaron Hernandez caught eight passes for 68 yards and a game-winning touchdown against Dallas. Hernandez's eight receptions set a new career high. He previously had seven receptions against Miami (9/12/11) and against San Diego (9/18/11). Through six games this season, Hernandez has played in four games and has caught 27 passes for 289 yards and three touchdowns.

GRONKOWSKI TIES CAREER HIGH WITH SEVEN CATCHES

Rob Gronkowski tied his career high with seven catches against Dallas. He finished the game with seven catches for 74 yards. Gronkowski also had seven receptions against Buffalo on Sept. 25, 2011.

BRADY HAS FOURTH GAME-WINNING TD

The game against the Cowboys was the fourth game in Tom Brady's career in which he threw a game-winning touchdown pass in the final minute of the game to turn a Patriots deficit into a Patriots win. It is the first time he has done so at home.



INSIDE THE NUMBERS

BY THE NUMBERS

2

The number of games where the Patriots had three players with seven or more receptions: at Miami (9/12) and vs. San Diego (9/18).

2

The number of 2011 draft picks that were in the opening day starting lineup after T Nate Solder started at right tackle and S Ras-I Dowling started at cornerback.

2

The number of interceptions by Vince Wilfork in 2011. Anthony Pleasant (2001) is the only other Patriots defensive lineman to record two interceptions in the same season.

5

The number of touchdown catches by TE Rob Gronkowski in 2011. He is on pace for 13, which would tie an NFL record for tight ends.

7.20

The number of receptions that Wes Welker is averaging during his Patriots career with 483 receptions in 67 games, best in franchise history.

5.27

The average yards per carry by Danny Woodhead during his Patriots career (127 att. for 669 yards), the best average among any Patriots player with at least 100 rushing attempts.

10

The number of career 100-yard receiving games by Deion Branch after he finished with 8 receptions for 129 yards in the win vs. San Diego (9/18).

18

The number of rushing touchdowns by BenJarvus Green-Ellis since the start of the 2010 season, tied for the second most in the NFL.

19

The number of 10-tackle games by LB Jerod Mayo after he finished with a team-high 11 total tackles vs. San Diego (9/18).

51

The number of receptions by Welker in the first six games, which is tied for the second highest total in NFL history for the first six games of the season.

622

The number of total yards by the Patriots in the win at Miami in the season opener, a franchise record. The previous best was 619 yards vs. Tennessee (10/18/09).

785

The number of receiving yards by Wes Welker after six games. In 2010, Welker led the Patriots with 848 total yards to finish 11th in the AFC.

TOM BRADY BY THE NUMBERS

1

The number of NFL quarterbacks that followed a 500-yard performance with a 400-yard performance after Brady had back-to-back games with 517 yards and 423 yards.

4

The number of times that Brady has thrown a game-winning touchdown pass in the final minute of the game to turn a deficit into a Patriots win after a final-minute touchdown vs. Dallas (10/16).

6

The number of times that Brady has finished a season with 25 or more touchdowns. He is the sixth QB in NFL history to have 25 or more touchdown passes in at least six different seasons.

8

The number of times Tom Brady has passed for 3,000 or more yards in a season, a franchise record for most 3,000-yard seasons. He finished the season with 3,900 yards.

11

The number of times an NFL quarterback has thrown for 500 or more yards after Brady threw for 517 in the 2011 opener at Miami.

TOM BRADY BY THE NUMBERS

19

The number of times Tom Brady has earned AFC Offensive Player of the Week honors. He earned the award in each of the first two weeks of the 2011 season.

18

The number of NFL quarterbacks that have reached 35,000 yards after Brady (36,907) reached the milestone at Miami (9/12).

31

The number of consecutive regular-season starts that Tom Brady has won at Gillette Stadium, extending an NFL record for most consecutive home wins by a starting quarterback in the regular-season.

38

The number of regular season 300-yard passing games by Tom Brady, a team record. He is in 9th place for the most 300-yard games in NFL history.

87

The number of times that Brady has thrown two or more touchdowns in a game. The Patriots are 74-13 when he throws for two or more touchdowns.

116

The number of wins that Brady has as a starting quarterback. He reached the 100-win milestone in the fewest number of starts (131) among all quarterbacks in the modern era.

1,327

The number of passing yards Brady had in the first three games (517, 423 and 387). Brady's 1,327 yards set the NFL mark for the most passing yards ever in a three-game stretch.

THE KRAFT ERA

3

The number of Super Bowl championships the Patriots have won since Robert Kraft purchased the team in 1994. That mark is the highest total in the NFL over that span. Only Denver (2; 1997 and 1998) and Pittsburgh (2; 2005 and 2008) have won multiple Super Bowl titles since 1994.

5

The number of conference championships the Patriots have won since Robert Kraft purchased the team in 1994. That mark is the highest total in the NFL over that span. Pittsburgh is second with three conference titles since 1994.

10

The number of division championships won by the Patriots since Kraft purchased the team in 1994.

12

The number of playoff seasons earned by the Patriots in the 17 seasons since Robert Kraft purchased the team.

17

The number of playoff games the Patriots have won since Robert Kraft purchased the team in 1994. That mark is the highest total in the NFL over that span. Pittsburgh ranks second with 15 playoff wins over that span.

26

The number of playoff games the Patriots have appeared in since 1994. The mark is tied with Pittsburgh for the most playoff games during that time period.

THE BELICHICK ERA

4

Bill Belichick is one of just four coaches to win three championships since the Super Bowl era began. Belichick joins three members of the Pro Football Hall of Fame in the exclusive club (Chuck Noll 4, Joe Gibbs 3 and Bill Walsh 3). Belichick is the only coach to win three Super Bowls in the post-1993 salary cap era and the only one to ever win three in four years.


182

Bill Belichick has 182 career victories as a head coach, including playoff games. Belichick is in sole possession of 10th place in all-time coaching victories.



ROBERT KRAFT NEWS & NOTES

Since Robert Kraft purchased the team in 1994, the Patriots have experienced one of the most dramatic turnarounds in the history of sports. Now in his 18th season of ownership, Kraft has transformed one of the league's least successful clubs into what many observers view as a model NFL franchise. In the five seasons immediately preceding his purchase (1989-93), the Patriots were a moribund team, winning just 19 of 80 games (.311 pct.) and recording the worst record in the NFL over that span. When he bought the franchise on Jan. 21, 1994, Kraft announced his intention to bring a championship to New England, a tall order considering the team's previous success rate. But under Kraft's leadership, the Patriots have won more division titles (10), conference crowns (5) and Super Bowl championships (3) than any other NFL team. The Patriots have made five Super Bowl appearances since Kraft purchased the team, a period during which no other NFL franchise has earned more than three berths.



| | Pre-Kraft 1960-93 | 1989-93 | Kraft Era 1994-10 |
|---------------------|------------------------------|----------------|------------------------------|
| Overall Record | 225-276-9 | 19-61 | 202-102 |
| Winning Pct. | .450 | .311 | .664 |
| Super Bowl Titles | 0 | 0 | 3 |
| Conference Titles | 1 | 0 | 5 |
| Division Titles | 3 | 0 | 10 |
| Playoff Seasons | 6 | 0 | 12 |
| Playoff Record | 4-6 | -- | 17-9 |
| Home Playoff Games | 1 | 0 | 13 |
| Home Playoff Record | 0-1 | -- | 11-2 |

A CHAMPIONSHIP TRADITION

The Patriots, the Los Angeles Lakers and the San Antonio Spurs are the only teams from the four major professional sports leagues to have won at least three titles since 2001.

MULTIPLE LEAGUE CHAMPIONSHIPS SINCE 2001

| Team | League | Titles |
|----------------------------------|-----------------|----------|
| Los Angeles Lakers..... | NBA..... | 4 |
| New England Patriots..... | NFL..... | 3 |
| San Antonio Spurs..... | NBA..... | 3 |

CHAMPIONSHIP GAME/SERIES APPEARANCES SINCE 1994

| Team | League | Appearances |
|----------------------------------|-----------------|-------------|
| New York Yankees..... | MLB..... | 7 |
| Los Angeles Lakers..... | NBA..... | 7 |
| Detroit Red Wings..... | NHL..... | 6 |
| New England Patriots..... | NFL..... | 5 |
| Pittsburgh Steelers..... | NFL..... | 4 |
| San Antonio Spurs..... | NBA..... | 4 |
| New Jersey Devils..... | NHL..... | 4 |

SELLOUT STREAK

In the early 1990s, the Patriots seemed destined for relocation until Robert Kraft's purchase of the team rejuvenated local interest. In 1991, the season ticket base was just 17,635, barely enough to support the club. Now, the season-ticket base stands at a capped total of approximately 62,000 and more than 50,000 fans are on a season ticket waiting list. The Patriots have sold out 186 consecutive home games, including playoff and preseason games (dating back to the 1994 season opener).

SINCE ROBERT KRAFT PURCHASED THE TEAM IN 1994...

TOTAL VICTORIES SINCE 1994 (Regular Season)

| | |
|----------------------------------|------------|
| New England Patriots..... | 185 |
| Pittsburgh Steelers..... | 176 |
| Green Bay Packers..... | 176 |
| Indianapolis Colts..... | 170 |

TOTAL VICTORIES SINCE 1994 (Incl. Postseason)

| | |
|----------------------------------|------------|
| New England Patriots..... | 202 |
| Pittsburgh Steelers..... | 193 |
| Green Bay Packers..... | 191 |
| Indianapolis Colts..... | 181 |
| Philadelphia Eagles..... | 167 |
| Denver Broncos..... | 166 |

WINNING PERCENTAGE SINCE 1994 (Incl. Postseason)

| Team | W | L | T | Pct. |
|----------------------------------|------------|------------|----------|-------------|
| New England Patriots..... | 202 | 102 | 0 | .664 |
| Pittsburgh Steelers..... | 193 | 110 | 1 | .637 |
| Green Bay Packers..... | 191 | 112 | 0 | .630 |
| Indianapolis Colts..... | 181 | 120 | 0 | .601 |
| Denver Broncos..... | 166 | 124 | 0 | .572 |
| Philadelphia Eagles..... | 167 | 131 | 2 | .560 |
| Minnesota Vikings..... | 158 | 135 | 0 | .539 |

SUPER BOWL CHAMPIONSHIPS SINCE 1994

| | |
|----------------------------------|----------|
| New England Patriots..... | 3 |
| Green Bay..... | 2 |
| Pittsburgh Steelers..... | 2 |
| Denver Broncos..... | 2 |
| 8 Teams..... | 1 |

CONFERENCE CHAMPIONSHIPS SINCE 1994

| | |
|----------------------------------|----------|
| New England Patriots..... | 5 |
| Pittsburgh Steelers..... | 4 |
| Green Bay Packers..... | 3 |
| Denver Broncos..... | 2 |
| St. Louis Rams..... | 2 |
| Indianapolis Colts..... | 2 |
| New York Giants..... | 2 |
| 14 Teams..... | 1 |

PLAYOFF VICTORIES SINCE 1994

| | |
|----------------------------------|-----------|
| New England Patriots..... | 17 |
| Pittsburgh Steelers..... | 17 |
| Green Bay Packers..... | 15 |
| Philadelphia Eagles..... | 11 |
| Indianapolis Colts..... | 11 |

PLAYOFF GAMES PLAYED SINCE 1994

| | |
|----------------------------------|-----------|
| New England Patriots..... | 26 |
| Pittsburgh Steelers..... | 26 |
| Green Bay Packers..... | 25 |
| Indianapolis Colts..... | 23 |
| Philadelphia Eagles..... | 22 |
| Denver Broncos..... | 13 |
| San Francisco 49ers..... | 13 |

PLAYOFF SEASONS SINCE 1994

| | |
|----------------------------------|-----------|
| Indianapolis Colts..... | 13 |
| New England Patriots..... | 12 |
| Green Bay Packers..... | 12 |
| Philadelphia Eagles..... | 11 |
| Pittsburgh Steelers..... | 11 |
| Dallas Cowboys..... | 9 |

PLAYOFF WINNING PERCENTAGE SINCE 1994

| Team | W | L | Pct. |
|----------------------------------|-----------|----------|-------------|
| New England Patriots..... | 17 | 9 | .654 |
| Pittsburgh Steelers..... | 17 | 9 | .654 |
| New Orleans Saints..... | 5 | 3 | .625 |
| Arizona Cardinals..... | 5 | 3 | .625 |
| Denver Broncos..... | 8 | 5 | .615 |
| Green Bay Packers..... | 15 | 10 | .600 |
| Baltimore Ravens..... | 9 | 6 | .600 |
| Carolina Panthers..... | 6 | 4 | .600 |

HOME PLAYOFF WINS SINCE 1994

| | |
|----------------------------------|-----------|
| Pittsburgh Steelers..... | 12 |
| New England Patriots..... | 11 |
| Philadelphia Eagles..... | 8 |
| Green Bay Packers..... | 8 |

KEY TO LOCKOUT'S END


Robert Kraft played a key role in helping reach a deal with the NFL players that ended the lockout. At the press conference to announce the agreement, Indianapolis Colts C Jeff Saturday commented on Kraft's role in the negotiations, "Without him, this deal does not get done. He is a man who helped us save football and we're so [grateful] for that. We're [grateful] for his family and for the opportunity he presented to get this deal done."



BILL BELICHICK NEWS & NOTES

THE HEAD COACH

Overall Record: 182-101 (.643)
Regular Season: 167-95 (.637)
Postseason: 15-6 (.714)
With Patriots overall: 145-56 (.721)
Super Bowl Titles: 5 (86, 90, 01, 03, 04)
Conf. Titles: 7 (86, 90, 96, 01, 03, 04, 07)
Division Titles: 15 (75, 78, 86, 89, 90, 96, 98, 01, 03, 04, 05, 06, 07, 09, 10)



Bill Belichick is the only head coach in NFL history to win three Super Bowl titles in a four-year span. He has won more regular season games (121) and more games overall (135) during a 10-year stretch (2001-2010) than any other coach in NFL History. In the 2007 season, Belichick led the Patriots to the fourth undefeated and untied regular season and the first since the NFL established a 16-game schedule in 1978.

BELICHICK LEADS TEAM TO 10TH STRAIGHT WINNING RECORD

Bill Belichick has led the Patriots to a winning record for 10 consecutive seasons (2001-2010). The only other NFL coach to have at least 10 consecutive winning seasons with one team since the 1970 merger was Tom Landry, who led the Dallas Cowboys to 16 consecutive winning seasons (1970-1985).

BELICHICK LEADS TEAM NFL-BEST 14-2 RECORD

Bill Belichick guided the Patriots to an NFL-best 14-2 record in 2010. Belichick is the first head coach ever to win at least 14 regular-season games in four separate seasons. Only four other coaches — San Francisco's George Seifert (3), Washington's Joe Gibbs (2), Chicago's Mike Ditka (2) and Miami's Don Shula (2) — have more than one 14-win season.

BILL BELICHICK'S 14-WIN REGULAR SEASONS

| YEAR | RECORD | SEASON RESULT |
|------|--------|------------------------------|
| 2003 | 14-2 | Super Bowl XXXVIII Champions |
| 2004 | 14-2 | Super Bowl XXXIX Champions |
| 2007 | 16-0 | Super Bowl XLII |
| 2010 | 14-2 | AFC Divisional Playoffs |

BELICHICK MOVES INTO TOP TEN

Bill Belichick passed Mike Holmgren to move into sole possession of 10th place in all-time coaching victories and now has 182 wins.

MOST WINS NFL COACHES

| Head Coach | Team(s) | Years of service | Record |
|----------------------|----------------|------------------|------------|
| 1. Don Shula | BAL, MIA | 33 | 347-173-6 |
| 2. George Halas | Chicago | 40 | 324-151-31 |
| 3. Tom Landry | Dallas | 29 | 270-178-6 |
| 4. Curly Lambeau | GB,Cards, WAS | 33 | 229-134-22 |
| 5. Chuck Noll | Pittsburgh | 23 | 209-156-1 |
| 6. M. Schottenheimer | CLE,KC,WAS,SD | 21 | 205-139-1 |
| 7. Dan Reeves | DEN,NYG,ATL | 23 | 201-174-2 |
| 8. Chuck Knox | LAR,BUF,SEA | 22 | 193-158-1 |
| 9. Bill Parcells | NYG,NE,NYJ,DAL | 19 | 183-138-1 |
| 10. Bill Belichick | CLE, NE | 17 | 182-101-0 |
| 11. Mike Holmgren | GB, SEA | 17 | 174-122-0 |
| 12. Joe Gibbs | Washington | 16 | 171-101-0 |
| 13. Paul Brown | CLE, CIN | 21 | 170-108-6 |

ELITE COMPANY

Belichick is one of nine NFL head coaches to win three or more championships since the league began postseason play in 1933, but the only one to win three in four years. With the Patriots' victory in Super Bowl XXXIX, Belichick joined an exclusive club in which each of the eight other members has been enshrined in the Pro Football Hall of Fame.

HEAD COACHES WITH THREE OR MORE NFL TITLES

(Listed alphabetically)

| Head Coach | Championship Team(s) |
|----------------|---|
| Bill Belichick | Patriots (SB XXXVI, XXXVIII, XXXIX) |
| Paul Brown | Cleveland Browns (1950, 54, 55) |
| Weeb Ewbank | Baltimore Colts, New York Jets (1958, 59 SB III) |
| Joe Gibbs | Washington Redskins (SB XVII, XXII, XXVI) |
| George Halas | Chicago Bears (1921, 33, 40, 41, 46, 63) |
| Curly Lambeau | Green Bay Packers (1929, 30, 31, 36, 39, 44) |
| Vince Lombardi | Green Bay Packers (1961, 62, 65, SB I, II) |
| Chuck Noll | Pittsburgh Steelers (Super Bowl IX, X, XIII, XIV) |
| Bill Walsh | San Francisco 49ers (Super Bowl XVI, XIX, XXXIII) |

BELICHICK'S PATRIOTS RENAISSANCE

Any successful project requires a sound plan and once head coach Bill Belichick implemented his design on the Patriots, his approach has given him the best record of any NFL head coach who has coached over 40 games since 2001 (including the postseason).

NFL COACHES' RECORDS SINCE 2001

| Coach | Team | W | L | T | Pct. |
|----------------|--------|-----|----|---|------|
| Bill Belichick | NE | 140 | 45 | 0 | .757 |
| Tony Dungy | TB/IND | 101 | 41 | 0 | .711 |
| Bill Cowher | PIT | 70 | 35 | 1 | .665 |

AMONG THE GREATS

Coach Belichick has recorded 182 career wins, 10th all-time in NFL history. Belichick owns a career winning percentage of .643, which is third all-time, behind George Halas (.682) and Don Shula (.666).

TOP WINNING PERCENTAGE AMONG HEAD COACHES WITH AT LEAST 160 WINS (INCL. POSTSEASON)

| Head Coach | Team(s) | Years | W | L | T | Pct. |
|----------------|------------|---------------------------|-----|-----|----|------|
| George Halas | CHI | 1920-29,33-41,46-55,58-67 | 324 | 151 | 31 | .682 |
| Don Shula | BAL/MIA | 1963-95 | 347 | 173 | 6 | .666 |
| Bill Belichick | CLE/NE | 1991-95,00-11 | 182 | 101 | 0 | .643 |
| Curly Lambeau | GB/CHI/WAS | 1921-53 | 229 | 134 | 22 | .630 |

NOTE: Winning percentage calculated using current NFL rules, counting a tie as a half-win, half-loss.

SUPER SUCCESS

Bill Belichick is one of just four head coaches to win three Super Bowl championships. Belichick is the only coach to win three Super Bowls in the post-1993 salary cap era.

MOST SUPER BOWL VICTORIES

| Head Coach | Team | Titles | Seasons |
|----------------|------|--------|------------------------|
| Chuck Noll | PIT | 4 | 1974, 1975, 1978, 1979 |
| Bill Belichick | NE | 3 | 2001, 2003, 2004 |
| Joe Gibbs | WAS | 3 | 1982, 1987, 1991 |
| Bill Walsh | SF | 3 | 1981, 1984, 1988 |

NOTE: Sorted by most recent championship. Super Bowls have determined NFL champion since 1966.

PLAYOFF SUCCESS

Coach Belichick has won 15 career playoff games, a total that is the fifth highest by a head coach in NFL history.

MOST PLAYOFF WINS BY AN NFL HEAD COACH

| Coach | Team(s) | Wins |
|----------------|--|------|
| Tom Landry | Dallas Cowboys | 20 |
| Don Shula | Baltimore Colts, Miami Dolphins | 19 |
| Joe Gibbs | Washington Redskins | 17 |
| Chuck Noll | Pittsburgh Steelers | 16 |
| Bill Belichick | Cleveland Browns, New England Patriots | 15 |

POSTSEASON PROWESS

Bill Belichick is tied for third in NFL history with a .714 winning percentage in the postseason.

BEST POSTSEASON RECORDS IN NFL HISTORY

| Head Coach | Team(s) | W | L | Pct. |
|----------------|---------------|----|---|------|
| Vince Lombardi | GB/WAS | 9 | 1 | .900 |
| Tom Flores | Oakland | 8 | 3 | .727 |
| Bill Belichick | CLE/NE | 15 | 6 | .714 |
| Bill Walsh | San Francisco | 10 | 4 | .714 |

BELICHICK NAMED COACH OF THE YEAR

The Associated Press named Bill Belichick the National Football League's Coach of the Year for 2010. It is the third time that Belichick has earned the honor. He was also named coach of the year following the 2003 and 2007 seasons. Belichick joins Don Shula (4-time winner) and Chuck Knox as the only three-time winners. Belichick is the most successful head coach in Patriots history.

WINNINGEST HEAD COACHES IN PATRIOTS HISTORY

| Coach | Years | Career Winning Pct. | Overall W-L-T | Playoff W-L |
|----------------|---------|---------------------|---------------|-------------|
| Bill Belichick | 2000-11 | .721 | 145-56-0 | 14-5 |
| Raymond Berry | 1984-89 | .554 | 51-41-0 | 3-2 |
| Pete Carroll | 1997-99 | .549 | 28-23-0 | 1-2 |
| Ron Meyer | 1982-84 | .529 | 18-16-0 | 0-1 |



TOM BRADY NEWS & NOTES

RECORDING SUCCESS

Tom Brady has quarterbacked the Patriots to victories in 116 of his 149 career regular-season starts, compiling a .779 winning percentage and giving him the best record of any quarterback in the Super Bowl era (since 1966).



TOP WINNING PERCENTAGES IN SUPER BOWL ERA

(Since 1966, Minimum 50 Starts, Regular Season Only)

| Player | Team(s) | Years | W | L | T | Pct. |
|------------------|-----------|----------------|------------|-----------|----------|-------------|
| Tom Brady | NE | 2000-11 | 116 | 33 | 0 | .779 |
| Roger Staubach | DAL | 1969-79 | 85 | 29 | 0 | .746 |
| Joe Montana | SF/KC | 1979-94 | 117 | 47 | 0 | .713 |

ACTIVE QUARTERBACKS WINNING PERCENTAGE

Minimum 32 Starts (two full seasons), Regular Season Only

| Quarterback | Team(s) | W | L | T | Pct. |
|--------------------|-----------|------------|-----------|----------|-------------|
| Tom Brady | NE | 116 | 33 | 0 | .779 |
| Ben Roethlisberger | PIT | 73 | 31 | 0 | .702 |
| Philip Rivers | SD | 59 | 26 | 0 | .694 |
| Matt Ryan | ATL | 36 | 16 | 0 | .692 |
| Peyton Manning | IND | 141 | 67 | 0 | .678 |

MOST CAREER WINS AS A STARTER

(Regular season only)

| Rk | Name | W | L | T | Pct. |
|-----------|-----------------------|------------|-----------|----------|-------------|
| 1. | Brett Favre | 186 | 112 | 0 | .624 |
| 2. | John Elway | 148 | 82 | 1 | .643 |
| 3. | Dan Marino | 147 | 93 | 0 | .613 |
| 4. | Peyton Manning | 141 | 67 | 0 | .678 |
| 5. | Fran Tarkenton | 124 | 109 | 6 | .531 |
| 6. | Johnny Unitas | 118 | 64 | 4 | .651 |
| 7. | Joe Montana | 117 | 47 | 0 | .713 |
| 8. | Tom Brady | 116 | 33 | 0 | .778 |
| 9. | Terry Bradshaw | 107 | 51 | 0 | .677 |
| 10. | Warren Moon | 102 | 98 | 0 | .510 |

Bold indicates active players

BRADY EARNS SECOND MVP AWARD

The Associated Press named Tom Brady the National Football League's Most Valuable Player for the 2010 season. He is the first unanimous selection. It is the second MVP honor of Brady's career. He earned his first MVP honors following the 2007 season. Brady joins San Francisco's Joe Montana as the only players to earn more than one MVP and more than one Super Bowl MVP.

BRADY SETS FRANCHISE RECORD WITH 517 PASSING YARDS

Brady set a franchise record with 517 passing yards in the 2011 season-opener at Miami (9/12). The previous high was 426 yards by Drew Bledsoe vs. Minnesota on Nov. 13, 1994. Brady's previous best was 410 passing yards vs. Kansas City on Sept. 22, 2002. Brady became the 11th NFL quarterback to throw for 500 yards or more. His 517 yards are the fifth highest in NFL history and he is the first to pass for 500 yards or more since Ben Roethlisberger passed for 503 yards on Dec. 20, 2009 vs. Green Bay.

| PLAYER | TEAM | 500 YARD GAME |
|-------------------|-----------------|--------------------------|
| Norm Van Brocklin | LA Rams | 554 yards in 1951 |
| Warren Moon | Houston Oilers | 527 yards in 1990 |
| Boomer Esiason | Arizona | 522 yards in 1996 |
| Dan Marino | Miami | 521 yards in 1988 |
| Tom Brady | Patriots | 517 yards in 2011 |

BRADY BECOMES THE 18TH QB IN NFL HISTORY TO REACH 35,000 YARDS

Tom Brady became the 18th quarterback in NFL history to reach 35,000 career passing yards after gaining 517 yards against the Dolphins. He entered the game needing 256 yards to reach the feat. Brady is currently 17th on the NFL's All-Time Passing yards list with 36,907 passing yards after passing Jim Kelly (35,467) in the win against San Diego (9/18).

BRADY TIED NFL MARK WITH 13 GAMES WITH TWO OR MORE TOUCHDOWNS

Brady threw for one touchdown against the Jets (10/9), snapping his streak of 13 straight games with two or more touchdown passes. Brady's streak of 13 straight games with two or more touchdowns is tied with Peyton Manning's 2004 total for the longest such streak in NFL history.

BRADY HAS 16 CAREER 4-TD GAMES AFTER GETTING TWO SO FAR IN 2011

Brady's four touchdowns at Buffalo (9/25) marked his 12th game with four touchdown passes. The Patriots are 11-1 when he passes for four touchdowns. He has now thrown four or more touchdowns in a game 16 times with 12 four-touchdown games, two five-touchdown games and two six-touchdown games. The 16 games with 4-plus touchdowns is fifth all-time in NFL history.

Most Games with 4+ Touchdown Passes

| PLAYER | 4+ TD Games |
|---------------------|-------------|
| 1. Brett Favre | 23 |
| 2. Peyton Manning | 22 |
| 3. Dan Marino | 21 |
| 4. Johnny Unitas | 17 |
| 5. Tom Brady | 16 |

CONSECUTIVE GAMES WITH AT LEAST ONE TOUCHDOWN PASS CONTINUES FOR BRADY IN 2011

Brady has now thrown at least one touchdown pass in 22 straight regular season games to extend a team mark. Brady's current streak started when he threw a touchdown pass in all 16 games in 2010.

BRADY GOES OVER 300 YARDS FOR THE 38TH TIME IN HIS CAREER

Brady had his 38th NFL game with 300 or more yards passing vs. the New York Jets (10/9) and ranks third among active NFL quarterbacks, behind NFL-leader Peyton Manning (63) and Drew Brees (48). The Patriots are 33-5 when Brady throws for 300 or more yards. Brady is 9th all-time in NFL history with the 38 300-yard games.

BRADY REACHED 30 TDS FOR SECOND TIME

Tom Brady reached 30 touchdown passes in 2010 after finishing with an NFL-leading 36 touchdowns. Brady now has two 30-touchdown seasons after throwing for an NFL record 50 in 2007. He is one of just 13 NFL players since the 1970 merger to have at least two 30 touchdown seasons. The only other Patriots quarterback to have a 30-touchdown season was Vito Parilli in 1964 with 31. It is the third time in Patriots history that they have had a quarterback lead the NFL in touchdowns.

BRADY HAS 8TH GAME WITH 300 YDS AND 4 TDS

Tom Brady had his 8th game with 300 yards or more (326) and 4 TDs (and no interceptions) in a win against the Jets (12/6/10) last season. No other quarterback since the 1970 merger has accomplished that feat.

TOM BRADY'S RECORD AS A STARTER

| | Reg. Season | Playoffs | Total |
|-----------------------------|---------------|-------------|---------------|
| Overall: | 116-33 | 14-5 | 130-38 |
| Home:..... | 65-10 | 8-2 | 73-12 |
| Road:..... | 51-23 | 6-3* | 57-26* |
| By Yardage Total | | | |
| Less than 200:..... | 29-12 | 3-1 | 32-13 |
| 200-299:..... | 54-16 | 9-3 | 63-19 |
| 300 or more:..... | 33-5 | 2-1 | 35-6 |
| Other Records | | | |
| On Artificial Turf:..... | 60-6 | 4-3 | 64-9 |
| Temp. Below 40:..... | 26-3 | 8-2 | 34-5 |
| Thanksgiving or later:..... | 43-9 | 14-5 | 57-14 |
| Leading at Halftime:..... | 90-9 | 10-2 | 100-11 |
| Leading after 3 Qtrs:..... | 95-6 | 9-2 | 104-8 |
| Overtime:..... | 7-1 | 1-0 | 8-1 |
| Passer rating >100.0:..... | 64-3 | 6-0 | 71-3 |

*-Includes three Super Bowls at neutral sites



TOM BRADY NEWS & NOTES

BRADY FINISHES WITH NFL'S 5TH BEST SINGLE-SEASON PASSER RATING IN 2010

Tom Brady finished the year with a passer rating of 111.0, a mark that stands as the fifth best all-time. Brady's 2010 season trails only Peyton Manning's 2004 season, Brady's 2007 season, Steve Young's 1994 season and Joe Montana's 1989 season on the all-time passer rating list. Brady is the only player to have two entries in the league's list of the top five single-season passer ratings.

TOP SINGLE-SEASON PASSER RATINGS / NFL HISTORY

| Player | Season | Passer Rtg. |
|------------------|-------------|--------------|
| Peyton Manning | 2004 | 121.1 |
| Tom Brady | 2007 | 117.2 |
| Steve Young | 1994 | 112.8 |
| Joe Montana | 1989 | 112.4 |
| Tom Brady | 2010 | 111.0 |

BRADY WINS 31st STRAIGHT START AT GILLETTE

Tom Brady set an NFL record for most consecutive home wins as a starting quarterback with his 26th straight win in a regular-season home start following the 45-3 win against the Jets (12/06/10) and extended his streak to 31 wins following the victory vs. the Dallas Cowboys (10/16). The last time the Patriots lost a regular-season home game in which Brady started was on 11/22/06 vs. the N.Y. Jets.

MOST CONSECUTIVE REGULAR-SEASON HOME GAMES WON AS A STARTING QUARTERBACK:

| Player | Team | Years | Streak |
|--------------------|-----------|---------------------|-----------|
| Tom Brady | NE | 2006-Present | 31 |
| Brett Favre | GB | 1995-98 | 25 |
| John Elway | DEN | 1996-98 | 22 |
| Bob Griese | MIA | 1971-74 | 20 |
| Randall Cunningham | PHI | 1990-94 | 20 |

MOST CAREER TOUCHDOWNS

MOST TOUCHDOWNS CAREER

(regular season only) Bold indicates active players

| Rank | Name | Touchdowns |
|-----------|-----------------------|------------|
| 1. | Brett Favre | 508 |
| 2. | Dan Marino | 420 |
| 3. | Peyton Manning | 399 |
| 4. | Fran Tarkenton | 342 |
| 5. | John Elway | 300 |
| 6. | Warren Moon | 291 |
| 7. | Johnny Unitas | 290 |
| 8. | Tom Brady | 277 |
| 9. | Vinny Testaverde | 275 |
| 10. | Joe Montana | 273 |

BRADY REACHES 25 TDS FOR SIXTH TIME

Tom Brady finished the 2010 season with an NFL-leading 36 touchdowns. It is the sixth time in his career that he has had 25 or more touchdowns in a season.

MOST SEASONS WITH 25-PLUS TOUCHDOWN PASSES

| | | | |
|----------------|----|------------------|----------|
| Peyton Manning | 13 | Tom Brady | 6 |
| Brett Favre | 11 | Drew Brees | 6 |
| Dan Marino | 7 | Joe Montana | 6 |

WINNINGEST COACH/QB TANDEM

Bill Belichick and Tom Brady have the best winning percentage among a head coach/starting quarterback tandem since the 1970 merger. The tandem's 116 wins tied Dan Marino and Don Shula for the most wins by any coach-QB tandem since the 1970 AFL-NFL merger.

WINNINGEST COACH/QB TANDEMS SINCE 1970

(Regular Season Only - by winning percentage)

| Quarterback/Head Coach | Team | W | L | T | Pct. |
|---------------------------------|-----------|------------|-----------|----------|-------------|
| Tom Brady/Bill Belichick | NE | 116 | 33 | 0 | .779 |
| Ken Stabler/John Madden | OAK | 60 | 19 | 1 | .756 |
| Jim McMahon/Mike Ditka | CHI | 46 | 15 | 0 | .754 |
| Peyton Manning/Tony Dungy | IND | 73 | 24 | 0 | .753 |

WINNINGEST COACH/QB TANDEMS SINCE 1970

(Regular Season Only - by victories)

| Quarterback/Head Coach | Team | W | L | T | Pct. |
|---------------------------------|-----------|------------|-----------|----------|-------------|
| Tom Brady/Bill Belichick | NE | 116 | 33 | 0 | .779 |
| Dan Marino/Don Shula | MIA | 116 | 68 | 0 | .630 |
| Terry Bradshaw/Chuck Noll | PIT | 107 | 51 | 0 | .601 |

BRADY'S COMEBACKS

Brady has engineered 32 career game-winning performances to lead his team to a victory from a fourth-quarter deficit or tie.

| Date | Opp. | Score | in Reg. | Att | Cmp | Yds | TD | Int | Final |
|-----------------|------|-------|---------|-----|-----|-----|----|-----|------------|
| 10/16/11 | DAL | 13-16 | 5:13 | 9 | 11 | 87 | 1 | 0 | 20-16 |
| 12/19/10 | GB | 21-27 | 13:49 | 6 | 5 | 82 | 1 | 0 | 31-27 |
| 10/17/10 | BAL | 10-20 | 14:53 | 24 | 16 | 156 | 1 | 1 | 23-20 OT |
| 09/14/09 | BUF | 13-24 | 5:32 | 13 | 11 | 112 | 2 | 0 | 25-24 |
| 12/29/07 at NYG | | 23-28 | 15:00 | 12 | 8 | 130 | 1 | 0 | 38-35 |
| 12/03/07 at BAL | | 17-24 | 14:25 | 17 | 7 | 113 | 1 | 0 | 27-24 |
| 11/25/07 PHI | | 24-28 | 15:00 | 16 | 11 | 109 | 0 | 0 | 31-28 |
| 11/04/07 at IND | | 10-20 | 9:42 | 10 | 8 | 144 | 2 | 0 | 24-20 |
| 01/14/07 at SD* | | 13-21 | 8:35 | 14 | 9 | 122 | 1 | 1 | 24-21 |
| 12/03/06 DET | | 13-21 | 13:07 | 15 | 14 | 101 | 0 | 0 | 28-21 |
| 11/26/06 CHI | | 10-10 | 14:46 | 7 | 6 | 98 | 1 | 0 | 17-13 |
| 11/13/05 at MIA | | 15-16 | 2:53 | 2 | 2 | 76 | 1 | 0 | 23-16 |
| 10/30/05 BUF | | 7-16 | 10:07 | 4 | 4 | 69 | 0 | 0 | 21-16 |
| 10/09/05 at ATL | | 28-28 | 3:52 | 2 | 2 | 17 | 0 | 0 | 31-28 |
| 09/25/05 at PIT | | 10-13 | 14:19 | 12 | 12 | 167 | 0 | 0 | 23-20 |
| 02/06/05 PHI** | | 14-14 | 15:00 | 4 | 2 | 33 | 0 | 0 | 24-21 |
| 10/03/04 at BUF | | 17-17 | 15:00 | 4 | 2 | 8 | 1 | 0 | 31-17 |
| 02/01/04 CAR** | | 29-29 | 1:08 | 5 | 4 | 47 | 0 | 0 | 32-29 |
| 01/10/04 TEN* | | 14-14 | 15:00 | 11 | 6 | 27 | 0 | 0 | 17-14 |
| 11/30/03 at IND | | 31-31 | 10:21 | 6 | 3 | 31 | 1 | 0 | 38-34 |
| 11/23/03 at HST | | 13-20 | 3:11 | 14 | 10 | 133 | 1 | 0 | (ot) 23-20 |
| 11/03/03 at DEN | | 23-26 | 2:51 | 4 | 5 | 58 | 1 | 0 | 30-26 |
| 10/19/03 at MIA | | 13-13 | 15:00 | 10 | 7 | 147 | 1 | 0 | (ot) 19-13 |
| 10/05/03 TEN | | 24-27 | 4:40 | 1 | 1 | 15 | 0 | 0 | 38-30 |
| 12/29/02 MIA | | 13-24 | 4:59 | 13 | 8 | 69 | 1 | 0 | (ot) 27-24 |
| 11/10/02 at CHI | | 19-30 | 5:16 | 14 | 9 | 116 | 2 | 0 | 33-30 |
| 09/22/02 KC | | 38-38 | 0:00 | 5 | 4 | 46 | 0 | 0 | (ot) 41-38 |
| 02/03/02 STL** | | 17-17 | 1:21 | 8 | 5 | 53 | 0 | 0 | 20-17 |
| 01/19/02 OAK* | | 3-13 | 15:00 | 27 | 20 | 138 | 0 | 0 | (ot) 16-13 |
| 12/16/01 at BUF | | 6-9 | 5:57 | 13 | 9 | 116 | 0 | 0 | (ot) 12-9 |
| 12/02/01 at NYJ | | 14-16 | 15:00 | 7 | 6 | 56 | 0 | 0 | 17-16 |
| 10/14/01 SD | | 16-26 | 8:48 | 18 | 13 | 130 | 1 | 0 | (ot) 29-26 |

^ Statistics are from the time noted until the end of the game. * Divisional Playoffs ** Super Bowl

BRADY IN THE POSTSEASON

NFL ALL-TIME LEADERS / PLAYOFF VICTORIES AS STARTING QUARTERBACK

(Bold indicates active players)

| Player | Team(s) | Playoff Wins |
|------------------|---------------------|--------------|
| Joe Montana | San Fran./K.C. | 16 |
| Tom Brady | New England | 14 |
| Terry Bradshaw | Pittsburgh | 14 |
| John Elway | Denver | 14 |
| Brett Favre | Green Bay/Minnesota | 12 |
| Troy Aikman | Dallas | 11 |
| Roger Staubach | Dallas | 11 |

QUARTERBACKS WITH THREE OR MORE SUPER BOWL VICTORIES

| Quarterback | Team | Wins |
|------------------|-----------|----------|
| Terry Bradshaw | PIT | 4 |
| Joe Montana | SF | 4 |
| Troy Aikman | DAL | 3 |
| Tom Brady | NE | 3 |

PLAYERS WITH MULTIPLE SUPER BOWL MVP AWARDS

| Player | Team | MVPs |
|------------------|-----------|----------|
| Joe Montana | SF | 3 |
| Terry Bradshaw | PIT | 2 |
| Tom Brady | NE | 2 |
| Bart Starr | GB | 2 |

TOP QB HOME STARTING RECORDS SINCE 1970 MERGER (includes postseason)

| Player | Team(s) | W | L | T | Pct. |
|------------------|-----------|-----------|-----------|----------|-------------|
| Tom Brady | NE | 73 | 12 | 0 | .859 |
| Terry Bradshaw | PIT | 75 | 14 | 0 | .843 |
| John Elway | DEN | 104 | 25 | 0 | .806 |
| Steve Young | TB/SF | 63 | 19 | 0 | .768 |

BRADY HAD THREE STRAIGHT GAMES WITH 30 COMPLETIONS IN 2011

Brady tied an NFL record with three straight games with 30 completions after completing 32 at Miami (9/12), 31 vs. San Diego (9/18) and 30 at Buffalo (9/25). He shares the record with Drew Brees (2011), Steve Young (1995), Rich Gannon (2002), Kurt Warner (2008) and Peyton Manning (2010). The most 30 completion games Brady has had in a season is five in 2007.



TOM BRADY NEWS & NOTES

BRADY NEAR THE TOP SINCE BECOMING THE PATRIOTS STARTER IN 2001

Since taking over as the Patriots starting quarterback in 2001, Tom Brady ranks second with 277 touchdown passes and fourth with 36,901 passing yards.

Touchdowns Since 2001

| Player | Team | Years | TDs |
|------------------|-------------|----------------|------------|
| Peyton Manning | IND | 2001-11 | 314 |
| Tom Brady | NE | 2001-11 | 277 |
| Brett Favre | GB/NYJ/MIN | 2001-10 | 253 |
| Drew Brees | SD/NO | 2001-11 | 248 |
| Donovan McNabb | PHI/WAS/MIN | 2001-11 | 205 |

Passing Yards Since 2001

| Player | Team | Years | Passing Yards |
|------------------|------------|----------------|---------------|
| Peyton Manning | IND | 2001-11 | 42,541 |
| Drew Brees | SD/NO | 2001-11 | 37,418 |
| Brett Favre | GB/NYJ/MIN | 2001-10 | 37,132 |
| Tom Brady | NE | 2001-11 | 36,901 |
| Donovan McNabb | PHI/WAS | 2001-11 | 32,963 |

TOM BRADY EARNS 19TH AFC OFFENSIVE PLAYER OF THE WEEK AWARD

Tom Brady was named the AFC Offensive Player of the Week after throwing for 517 yards and four touchdowns, including a 99-yard touchdown pass to Wes Welker in Week 1 at Miami (9/12/11) and in Week 2 after a 423-yard effort with three touchdowns vs. San Diego (9/28/11). Brady has the second-most Player of the Week awards earned by a player since the accolade was instituted in 1984. He is the first player to earn AFC Offensive Player of the Week honors in back-to-back weeks to open a season. He joins Panthers kicker John Kasey (Special Teams, 1996) as the only players to garner consecutive Player of the Week laurels in Week 1 and Week 2 of the same year.

THE PLAYERS WITH THE MOST CAREER PLAYER OF THE WEEK AWARDS

| Player | Career | Team | POW Awards |
|------------------|---------------------|------------------------|------------|
| Peyton Manning | 1998-present | Colts | 21 |
| Tom Brady | 2000-present | Patriots | 19 |
| Dan Marino | 1983-1999 | Dolphins | 18 |
| Brett Favre | 1991-present | Packers, Jets, Vikings | 16 |
| John Elway | 1983-1998 | Broncos | 15 |

BRADY SETS NFL RECORD FOR MOST PASS ATTEMPTS WITHOUT AN INTERCEPTION

Tom Brady extended his streak to 358 consecutive regular season pass attempts without an interception in the season-opener before throwing his first interception since Oct. 17, 2010 in the Miami game (9/12). Brady eclipsed Bernie Kosar's record of 308 pass attempts on Dec. 26, 2010 at Buffalo.

MOST CONSECUTIVE PASS ATTEMPTS WITHOUT AN INTERCEPTION

| | | |
|------------|-----------------------------|----------------|
| 358 | Tom Brady (Patriots) | 2010-11 |
| 308 | Bernie Kosar (Cleveland) | 1990-91 |
| 294 | Bart Starr (Green Bay) | 1964-65 |
| 279 | Jeff George (IND/ATL) | 1993-94 |
| 277 | Rich Gannon (Oakland) | 2001 |
| 271 | Jason Campbell (Washington) | 2007-08 |

BRADY HAD 11 STRAIGHT STARTS WITHOUT AN INTERCEPTION

Brady finished the 2010 season with 11 straight starts without an interception. That is the most consecutive starts without an interception in the NFL since the 1970 merger. The previous best was nine straight starts by Jason Campbell (2007-08) and Bernie Kosar (1991).

BRADY IS PATRIOTS ALL-TIME LEADING PASSER

Tom Brady passed Drew Bledsoe in 2009 to become the Patriots all-time passing yardage leader and currently has 36,907 career passing yards.

PATRIOTS ALL-TIME LEADING PASSERS

| Player | YEARS | ATT | COMP | YARDS |
|------------------|----------------|--------------|--------------|---------------|
| Tom Brady | 2000-11 | 4,947 | 3,156 | 36,907 |
| Drew Bledsoe | 1993-01 | 4,518 | 2,544 | 29,657 |
| Steve Grogan | 1975-90 | 3,593 | 1,879 | 26,886 |

BRADY SETS NFL RECORD WITH AT LEAST TWO TOUCHDOWNS AND NO INTERCEPTIONS IN NINE STRAIGHT GAMES

Quarterback Tom Brady set an NFL record by throwing at least two touchdowns without an interception in each of the final nine games of the 2010 season. Brady passed Don Meredith's previous record of six straight games with two or more touchdowns and no interceptions (1965-66).

BRADY HAD 12 GAMES WITH TWO OR MORE TOUCHDOWN PASSES IN 2010

Brady closed out the 2010 season with nine straight games with two or more touchdowns. Brady had 12 games with two or more touchdowns overall in 2010. He had four 3-touchdown games and two 4-touchdown games. The Patriots are 73-13 when he throws two or more touchdowns in a game. The 12 games with two or more touchdowns are second to the 14 games with two or more touchdowns he had in 2007.

BRADY LED NFL WITH 36 TDS IN 2010

Tom Brady finished with an NFL-leading 36 touchdown passes and a 9.0 TD/INT ratio. He was one of just five quarterbacks in 2010 with at least 30 touchdowns.

NFL Passing Touchdowns

| Rank | Player | Passing TD | INT |
|----------|-----------------------|------------|----------|
| 1 | Tom Brady (NE) | 36 | 4 |
| 2 | Drew Brees (NO) | 33 | 22 |
| 3 | Peyton Manning (IND) | 33 | 17 |
| 4t | Eli Manning (NYG) | 31 | 25 |
| 4t | Philip Rivers (SD) | 30 | 13 |

BRADY HAD LOW INTERCEPTION PCT. IN 2010

Tom Brady threw just four interceptions on 492 attempts in 2010, for a 0.81 interception percentage. That mark is the third best in NFL history and the best among all quarterbacks in league history who had at least 250 pass attempts in their low-interception season.

NFL Interception Percentage

| Rank | Player | Int. Pct. |
|-----------|------------------------------------|-------------|
| 1 | Damon Huard (KC) 2006 (244-1) | 0.41 |
| 2 | Joe Ferguson (BUF) 1976 (151-1) | 0.66 |
| 3. | Tom Brady (NE) 2010 (492-4) | 0.81 |
| 4. | Steve DeBerg (KC) 1990 (444-4) | 0.90 |

BRADY HAD BEST PASSER RATING IN 2010

Brady led the NFL in 2010 with a 111.0 passer rating, the second time in his career that he has finished the season with a passer rating over 100. He had a career-best 117.2 passer rating in 2007.

NFL Passer Rating

| Rank | Player | Passer Rating |
|----------|-----------------------|---------------|
| 1 | Tom Brady (NE) | 111.0 |
| 2 | Philip Rivers (SD) | 101.8 |
| 3 | Aaron Rodgers (GB) | 101.2 |
| 4 | Michael Vick (PHI) | 100.2 |

BRADY HAD 423 YARDS AS A FOLLOW-UP TO HIS 517 YARD PERFORMANCE IN MIAMI

In the season opener in Miami (9/12), Brady threw for 517 yards, becoming one of 11 passers in NFL history to break the 500-yard mark. In Week 2 against San Diego (9/18), Brady became the first of those 11 500-yard passers to follow up his 500-yard performance by throwing for 400 or more yards. Before Brady's performance against the Chargers, only Drew Brees (2006) had followed-up a 500-yard game with 300 or more passing yards.



PATRIOTS OFFENSIVE NOTES

BRADY IS ONE OF SEVEN TO THROW FOR CONSECUTIVE 400 YARD GAMES

Brady is one of just seven NFL quarterbacks to have back-to-back games with 400 or more passing yards.

NFL RECORD FOR MOST CONSECUTIVE 400 OR MORE YARDS PASSING

2 Tom Brady, 2011

- 2 Cam Newton, Carolina, 2011
- 2 Matt Cassel, New England, 2008
- 2 Billy Volek, Tennessee, 2004
- 2 Phil Simms, N.Y. Giants, 1985
- 2 Dan Marino, Miami, 1984
- 2 Dan Fouts, San Diego, 1982

BRADY ON GOOD PACE IN 2011

Brady is on pace to finish the season with 5,798 passing yards with 2,163 so far in 2011. Only two NFL players have thrown for 5,000 or more yards in a season with Dan Marino's NFL record 5,084 in 1984 and Drew Brees' 5,069 in 2008. The most yards Brady has ever thrown in a season is 4,806 in 2007.

BRADY ON GOOD PACE PART 2

Brady has 16 touchdown passes through six games and is on pace for 43 touchdown passes. Brady has led the league in touchdowns passes three times in his career and can tie Len Dawson, Brett Favre, Johnny Unitas and Steve Young (4) for the most seasons leading the league in touchdown passes. Last season, Brady led the NFL with 36 touchdowns. He also led the NFL with a record 50 touchdowns in 2007 and 28 in 2002. If Brady reached 40 touchdowns he will be just the second player in NFL history to have two seasons with 40 or more touchdowns. Dan Marino had 48 touchdowns in 1984 and 44 in 1986.

CLASS OF 2000

Tom Brady was the seventh quarterback selected in the 2000 NFL Draft, by the Patriots in the sixth round with the 199th overall pick.

Quarterbacks taken in the 2000 NFL Draft

| Rd | Pk | Player | Taken By |
|----------|------------|-------------------|--------------------|
| 1 | 18 | Chad Pennington | NY Jets |
| 3 | 65 | Giovanni Carmazzi | San Francisco |
| 5 | 163 | Tee Martin | Pittsburgh |
| 6 | 168 | Marc Bulger | New Orleans |
| 6 | 183 | Spergon Wynn | Cleveland |
| 6 | 199 | Tom Brady | New England |

DEION BRANCH RETURNED TO THE PATRIOTS

Deion Branch was acquired by the Patriots in a trade with Seattle on Oct. 12, 2010. Originally a second-round pick of the Patriots in 2002, Branch was traded to Seattle in 2006 for a first round pick (Brandon Meriweather). Branch returned to a team that he helped win two Super Bowls. Branch was awarded the Pete Rozelle Trophy as the Most Valuable Player of Super Bowl XXXIX. His 11 receptions in the game tied the Super Bowl record, also achieved by Jerry Rice, Dan Ross and Wes Welker. On the day of Super Bowl XXXIX, Deion called a dozen of his former football coaches to thank them for the support that they gave him throughout his high school, junior college and college careers. Hours after talking to his coaches, he tied the Super Bowl record with 11 receptions and was named MVP of the game. Branch has turned in his biggest performances on the greatest stage in sports, leading all receivers in Super Bowls XXXVIII and XXXIX. He recorded a combined 21 receptions in the two games and owns two of the top seven receiving performances in Super Bowl history. His career reception total in the Super Bowl ranks third all-time, trailing only Jerry Rice (33) and Andre Reed (27).

DEION BRANCH GOES OVER 100 YARDS

Deion Branch had eight receptions for 129 yards vs. San Diego (9/18), marking his 10th 100-yard receiving game and his seventh as a member of the Patriots. Branch's 129 yards against San Diego pushed him over 6,000 career receiving yards. He finished the game with 6,019 career receiving yards.

DAN CONNOLLY HAS THE LONGEST KICKOFF RETURN EVER BY AN OFFENSIVE LINEMAN

Dan Connolly was named AFC Special Teams Player of the Week after he returned a kickoff 71 yards to the 4-yard line in the second quarter of the Patriots win vs. Green Bay on Dec. 19, 2010. According to the Elias Sports Bureau, it is the longest kickoff return by an offensive lineman in NFL history. The run by Connolly topped the 48-yard touchdown return by Atlanta's Mal Snider in 1969. The previous longest kickoff return for a Patriots offensive lineman was a 27-yard return by G Stephen Neal on Nov. 30, 2008 vs. Pittsburgh. Connolly's previous best was a 16-yard return vs. Miami on Nov. 8, 2009. Connolly's return set up a 2-yard touchdown pass from Tom Brady to Aaron Hernandez that cut the Packers' lead to 17-14. Joked T Matt Light, "Dan Connolly has the best average for a kickoff returner in the NFL. I couldn't believe it when I was watching it. But you put the ball in the hands of an offensive lineman, and, well, naturally [what Connolly did] is not a real shocker."

JULIAN EDELMAN SETS FRANCHISE RECORD WITH A 94-YARD PUNT RETURN FOR A TOUCHDOWN

WR Julian Edelman set a franchise record with a 94-yard punt return for a touchdown in the second quarter vs. Miami (01/02/11). The Patriots' previous longest punt return was an 89-yard touchdown return by Mike Haynes vs. Buffalo on Nov. 7, 1976. It is the first punt return for a touchdown by the Patriots since Troy Brown had a 68-yard return at Carolina on Jan. 6, 2002.

EDELMAN SETS PATRIOTS RECORD FOR BEST PUNT RETURN AVERAGE IN A SEASON

Edelman set a franchise record for the best punt return average in a single season with a 15.3-yard punt return average in 2010. The previous best was a 14.8 punt return average by Mack Herron in 1974. Edelman led the AFC and finished second in the NFL with a 15.3 punt return average. Chicago's Devin Hester led the NFL with a 17.1-yard average.

Patriots Best Punt Return Average/Season

| Player | Punt Rt Avg. | Year |
|-----------------------|--------------|-------------|
| Julian Edelman | 15.3 | 2010 |
| Mack Herron | 14.8 | 1974 |
| Troy Brown | 14.2 | 2001 |

EDELMAN HAS HIGHEST PUNT RETURN AVERAGE IN TEAM HISTORY

Edelman has returned 36 punts for 489 yards during his Patriots' career and leads the franchise with a 13.6-yard average.

HIGHEST PUNT RETURN AVERAGE, PATRIOTS CAREER (20 Returns)

| Player | Punt Rt Avg. | Year |
|-----------------------|--------------|------------------------|
| Julian Edelman | 13.6 | 2009-11(36-489) |
| Mack Herron | 12.0 | 1973-75 (74-888) |
| Carl Garrett | 11.3 | 1969-72 (43-487) |
| Wes Welker | 10.7 | 2007-11 (88-941) |

EDELMAN GOES FROM STANDOUT QB TO WR

Edelman began his college football career with a year at the College of San Mateo (Calif.) before transferring to Kent State where as a senior he completed 56% of his passes (153 of 275 passes for 1,820 yards) with 13 touchdowns. He was also the leading rusher, gaining 1,551 yards on 215 attempts (an average of 7.5 yards per carry) and scoring 13 touchdowns. His offensive numbers broke Kent State's single-season record for total offense set by Joshua Cribbs in 2003.



PATRIOTS OFFENSIVE NOTES

KEVIN FAULK IS HIGH ON THE CHARTS

Kevin Faulk has filled various roles since joining the team in 1999. He is the Patriots all-time leader in all-purpose yards with 12,247 and kickoff return yards (4,098) and is the Patriots' all-time leading return specialist, totaling 5,030 combined yards. He ranks fifth in rushing (3,550), fifth in receptions (424), 11th in pass receiving yards (3,667) and 21st in scoring (200). Faulk owns the longest non-touchdown kickoff return in team history when he covered 95 yards on a return against the New York Jets (11/15/99).



PATRIOTS LEADERS / ALL-PURPOSE YARDS ALL-TIME

| Player | Years | ALL-PURPOSE YARDS |
|--------------------|----------------|-------------------|
| Kevin Faulk | 2001-11 | 12,247 |
| Stanley Morgan | 1977-89 | 11,468 |
| Troy Brown | 2001-07 | 11,053 |
| Irving Fryar | 1984-92 | 8,184 |

He is one of just six NFL players this past decade to total 3,000 rushing yards and 3,000 receiving yards. (Tiki Barber, Brian Westbrook, Marshall Faulk, Michael Pittman and LaDanian Tomlinson).

FAULK IS THIRD ON ALL-TIME YARDS FROM SCRIMMAGE

Faulk is third on the Patriots all-time list with 7,217 yards from scrimmage.

PATRIOTS LEADERS / YDS FROM SCRIMMAGE ALL-TIME

| Player | Years | Rush-Yd | Rec.-Yd | Yd/Scrim. |
|--------------------|----------------|-----------------|-----------------|-------------|
| Stanley Morgan | 1977-1989 | 21-127 | 534-10352 | 10479 |
| Sam Cunningham | 1973-1982 | 1385-5453 | 210-1905 | 7358 |
| Kevin Faulk | 2001-10 | 847-3550 | 424-3667 | 7217 |
| Tony Collins | 1981-1987 | 1191-4647 | 261-2356 | 7003 |

Faulk has more total yards from scrimmage than any other Patriots player since 2001. Faulk has totaled 5,820 yards from scrimmage (2,731 rushing and 3,089 receiving).

FAULK: FRANCHISE RB RECEPTIONS LEADER

Faulk is the Patriots' all-time leader in receptions by a running back, totaling 424 career receptions. His receiving total ranks fifth on the Patriots' overall receptions list. He is the 26th running back in NFL history to reach 400 receptions.

RECEPTIONS BY PATRIOTS RUNNING BACKS

| Player | Years | Rec. |
|--------------------|------------------|------------|
| Kevin Faulk | 1999-2010 | 424 |
| Tony Collins | 1981-87 | 261 |
| Sam Cunningham | 1973-79,1981-82 | 210 |
| Larry Garron | 1960-68 | 185 |

ACTIVE NFL RB RECEIVING LEADERS

| Rk | Player | Years | Rec.Yards. |
|----|----------------------------------|------------------|--------------|
| 1 | LaDanian Tomlinson (SD/NYJ) | 2001-2011 | 4,546 |
| 2 | Kevin Faulk (New England) | 1999-2011 | 3,667 |

GREEN-ELLIS HAS MORE RUSHING TOUCHDOWNS SINCE 2010 THAN ANY OTHER NFL PLAYER

Since the beginning of the 2010 season, RB BenJarvus Green-Ellis has 18 touchdown runs. Green-Ellis' total of 18 touchdowns since the beginning of 2010 is tied for the second most in the NFL with Michael Turner. Adrian Peterson has 19 touchdowns.

GREEN-ELLIS RECORDS 22ND AND 23RD CAREER RUSHING TOUCHDOWN

RB BenJarvus Green-Ellis had two rushing touchdown against the Jets (10/9) to push his career total to 23. He is now tied on the Patriots list with Don Calhoun for seventh. Curtis Martin and Tony Collins are tied for fifth all-time with 32 rushing touchdowns. Green-Ellis is the 10th player in Patriots history to record 20 or more touchdowns in a New England uniform.

GREEN-ELLIS GOES OVER 1,000 YARDS

RB BenJarvus Green-Ellis finished the 2010 season with 1,008 rushing yards, becoming the first Patriots player to top the 1,000-yard rushing mark since Corey Dillon had a team-record 1,635 rushing yards in 2004. Green-Ellis is the 11th New England player to record a 1,000-yard rushing season. Green-Ellis recorded his 1,000-yard season without fumbling the ball all year, joining Baltimore's Ray Rice as the only NFL backs with at least 175 rushing attempts and no fumbles this season. Green-Ellis and Rice are the first running backs to have a 1,000-yard season without a fumble since DeAngelo Williams had a 1,000-yard season without a fumble in 2008.

BENJARVUS GREEN-ELLIS HAD 13 RUSHING TOUCHDOWNS

BenJarvus Green-Ellis scored his 13th rushing touchdown of the 2010 season on a 1-yard touchdown run in the first quarter of the season-finale vs. Miami (1/02). Green-Ellis' 13 rushing touchdowns are tied for the third highest rushing touchdown total by a Patriots player, trailing only two 14-touchdown seasons by Curtis Martin (1995 and 1996). Corey Dillon also had a 13-touchdown season in 2006. Green-Ellis is the first undrafted rookie to score 10 or more rushing touchdowns in a season for the Patriots. He is the eighth player in team history to record double digit rushing touchdowns in a season.

Players with 10+ Rushing Touchdowns in a Season

| Player | Touchdowns | Year |
|------------------------------|------------|-------------|
| Curtis Martin | 14 | 1996 |
| Curtis Martin | 14 | 1995 |
| BenJarvus Green-Ellis | 13 | 2010 |
| Corey Dillon | 13 | 2006 |
| Corey Dillon | 12 | 2005 |
| Corey Dillon | 12 | 2004 |
| Antowain Smith | 12 | 2001 |
| Steve Grogan | 12 | 1976 |
| Horace Ivory | 11 | 1978 |
| Jim Nance | 11 | 1966 |
| Tony Collins | 10 | 1983 |

GREEN-ELLIS' 13 TOUCHDOWNS TIED FOR FOURTH-BEST IN TEAM HISTORY

Green-Ellis' 13 touchdowns overall are tied for the fourth most overall in team history. He led the team with 78 points and is the first non-kicker to lead the Patriots in points since RB Robert Perryman in 1988 with 36

MOST OVERALL TOUCHDOWNS IN A SEASON / PATRIOTS HISTORY

| Player | Touchdowns | Year |
|---|------------|-------------|
| Randy Moss (23 receiving) | 23 | 2007 |
| Curtis Martin (14 rushing, 3 receiving) | 17 | 1996 |
| Curtis Martin (14 rushing, 1 receiving) | 15 | 1995 |
| BenJarvus Green-Ellis (13 rushing) | 13 | 2010 |
| Randy Moss (13 receiving) | 13 | 2009 |
| Corey Dillon (13 rushing) | 13 | 2006 |
| Corey Dillon (12 rushing, 1 receiving) | 13 | 2005 |
| Corey Dillon (12 rushing, 1 receiving) | 13 | 2004 |
| Steve Grogan (12 rushing, 1 fumble) | 13 | 1976 |
| Stanley Morgan (12 receiving, 1 return) | 13 | 1979 |
| Antowain Smith (12 rushing, 1 rec.) | 13 | 2001 |

BENJARVUS GREEN-ELLIS – THE LAW FIRM

BenJarvus Green-Ellis earned the nickname the Law Firm from his Patriots teammates because of his multi-part name. He was signed by the Patriots as an undrafted free agent in 2008 out of the University of Mississippi. As a rookie, he recorded touchdowns in four straight games after being called up from the practice squad in October. His knack for finding the end zone has continued last season as he reached the end zone a career-high 13 times, including his first 2-touchdown performance vs. Minnesota (10/31). Green-Ellis also had a 112-yard rushing performance against the Vikings with 62 yards on the Patriots' final fourth quarter touchdown drive that extended a 3-point lead to a 10-point cushion in a 28-18 victory. Green-Ellis recalls the first time he heard the nickname "The Law Firm" -- it was on ESPN -- and joked that if he's the Law Firm that makes Patriots coach Bill Belichick the Supreme Court, and Robert Kraft the owner of the entire court.



PATRIOTS OFFENSIVE NOTES

PATRIOTS HAD TWO PLAYERS FINISH WITH 10 OR MORE TOUCHDOWNS IN 2010

RB BenJarvus Green-Ellis rushed for 13 touchdowns, while TE Rob Gronkowski had 10 receiving touchdowns in 2010. It is the third time in team history that the Patriots had two players finish with 10 or more touchdowns in a season. In 1974, Mack Herron had 12 touchdowns (7 rushing, 5 receiving) and Sam Cunningham had 11 (9 rushing, 2 receiving). In 1976, Steve Grogan had 12 touchdowns (12 rushing) and Andy Johnson had 10 touchdowns (6 rushing, 4 receiving). It is the first time that the Patriots finished a season with a player with 10 rushing touchdowns and 10 receiving touchdowns.

ROOKIE TIGHT ENDS MADE AN IMPACT IN 2010 AND CONTINUE TO GO STRONG IN 2011


Rob Gronkowski finished first among all rookie tight ends with 10 touchdown catches, while Aaron Hernandez ranked second with six in 2010. Gronkowski and Hernandez are the first pair of rookie tight end teammates with at least five TD receptions in the same season in NFL history.

GRONKOWSKI SCORED ON HIS FIRST NFL CATCH

Rookie TE Rob Gronkowski scored on a 1-yard touchdown pass from Tom Brady in the fourth quarter vs. Cincinnati (9/16/10). It was his first NFL reception. Gronkowski is the first Patriots rookie to score a touchdown on opening day since WR Deion Branch in 2002.

GRONKOWSKI SET PATS ROOKIE TE MARK

Gronkowski finished 2010 with 10 touchdowns to establish a record for most touchdown catches by a rookie tight end in Patriots history, besting Russ Francis (4 in 1975) and Don Hasselbeck (4 in 1977). Gronkowski became the first Patriots rookie to ever record three touchdowns in a game with a three-TD game at Pittsburgh (11/14).



Gronkowski set a Patriots rookie record for receiving touchdowns in a season, moving past WR Jim Colclough and WR Randy Vataha, who each had nine. Gronkowski ranks second in NFL history for touchdowns by a rookie tight end overall. Only Mike Ditka (12) had more touchdowns as a rookie tight end. Gronkowski's 10 touchdowns are the highest single-season total by a Patriots tight end in franchise history. Gronkowski is only the fourth Patriots player to record 10 or more touchdown receptions in a season, joining Randy Moss (3 times), Stanley Morgan (2) and Jim Colclough (1).

GRONKOWSKI ON A GOOD PACE IN 2011

Gronkowski has five touchdowns so far in 2011. The NFL record for most touchdowns in a season by a tight end is 13 by Vernon Davis (SF) in 2009 and Antonio Gates (SD) in 2004. Gronkowski has a total of 15 touchdowns in 22 NFL games.

GRONKOWSKI SETS CAREER LONG RECEPTION

Gronkowski had a career-long 30-yard reception in the third quarter vs. San Diego (9/18). His previous best was a 28-yarder vs. Miami (1/2/11) in the 2010 regular season finale.

GRONKOWSKI SCORES IN FIVE STRAIGHT GAME

TE Rob Gronkowski tied a Patriots record by catching a touchdown pass in five straight regular season game with a 1-yard touchdown pass in the first quarter at Buffalo (9/25). Randy Moss, Daniel Graham, Michael Timpson and Jimmy Colclough also caught touchdown passes in five straight games.

GRONKOWSKI HAS HIS FOURTH GAME WITH 2 OR MORE TOUCHDOWNS

Gronkowski scored on a 1-yard touchdown in the first quarter and a 26-yard touchdown in the second quarter vs. Buffalo (9/25) for his fourth game with two or more touchdowns and his second straight game with two or more touchdowns. Gronkowski scored on a 10-yard pass in the second quarter and 17-yard pass in the fourth quarter vs. San Diego (9/18). He had a career-high three at Pittsburgh (11/14/10) and then had two at Buffalo (12/26/10).

GRONKOWSKI SETS CAREER-HIGH

Gronkowski set a career high with seven receptions for 109 yards at Buffalo (9/25). His previous best was six receptions vs. Miami (1/2/11) and at Miami (9/12/11). His previous best in receiving yards was 102 yards vs. Miami (1/2/11). He also had seven receptions vs. Dallas (10/16).

ALL IN THE FAMILY: TE ROB GRONKOWSKI

Rob Gronkowski grew up playing football against his brothers in the backyard. Now three of the five brothers are playing in the NFL. Dan Gronkowski, the oldest of the bunch, was signed by the Patriots on Sept. 7, 2011 after spending time with Detroit (2009) and Denver (2010), while Chris is currently playing for Indianapolis after spending the 2010 season with Dallas. The Gronkowskis are among 23 different sets of brothers currently in the NFL, yet they are the only family that can claim to have three siblings in the league. According to the Pro Football Hall of

ALL IN THE FAMILY: TE ROB GRONKOWSKI

Fame, the Gronkowski brothers join nine other families to have at least three brothers playing at the same time. Gronkowski brothers join nine other families to have at least three brothers playing at the same time.

| Family | Brothers | Yr. in NFL at Same Time |
|-------------------|----------------------------------|-------------------------|
| Gronkowski | Rob, Dan, Chris | 2010- 2011 |
| Baldinger | Brian, Gary, Rich | 1986-88, 90-92 |
| Browner | Joey, Keith, Ross | 1984-87 |
| Olsen | Merlin, Phil, Orrin | 1976 |
| Saul | Rich, Bill, Ron | 1970 |
| Richardson | Gloster, Tom, Willie | 1969 |
| Rooney | Bill, Cobb, Joe | 1924-27 |
| Kinderdine | Hobby, Shine, Walt | 1924 |
| Nesser | Al, Frank, Fred, John, Phil, Ted | 1921 |

BROTHER ACT

Rob Gronkowski and Dan Gronkowski became the fourth set of New England Patriots brothers to be on the Patriots' active roster in the same regular season. The Gronkowski's join DE Whit Canale and G Justin Canale (1968), WR Clarence Weathers and RB Robert Weathers (1983-84) and RB Chuck McSwain and CB Rod McSwain (1987). The Gronkowskis became the first brother tight end tandem during the Super Bowl era to be active NFL roster teammates. The only other current brother tandem on the same roster are linebackers E.J. and Erin Henderson of Minnesota.

AARON HERNANDEZ STARTS BIG

Hernandez's first NFL reception was a 45-yard catch in the first quarter of the season-opener vs. Cincinnati (9/12/10). It is the longest reception by a Patriots rookie on his first catch since WR Tony Simmons had a 47-yard reception in his debut on Oct. 15, 1998. Hernandez had 563 receiving yards on 45 receptions in 2010. The 45 receptions are most by a Patriots rookie tight end. His 563 yards are second to Russ Francis, who had 636 receiving yards in 1975.

MOST RECEPTIONS BY A PATRIOTS ROOKIE TIGHT END

| PLAYER | RECEPTIONS | YEAR |
|------------------------|------------|-------------|
| Aaron Hernandez | 45 | 2010 |
| Rob Gronkowski | 42 | 2010 |
| Greg Baty | 37 | 1986 |
| Russ Francis | 35 | 1975 |

MOST RECEIVING YARDS BY A PATRIOTS ROOKIE TIGHT END

| PLAYER | RECEPTIONS | YEAR |
|------------------------|------------|-------------|
| Russ Francis | 636 | 1975 |
| Aaron Hernandez | 563 | 2010 |
| Rob Gronkowski | 546 | 2010 |
| Jim Whalen | 381 | 1965 |

HERNANDEZ HAS CAREER DAY IN 2011 OPENER

TE Aaron Hernandez had a career day with seven receptions for 103 receiving yards for his second NFL 100-yard game. He had 101 yards at the New York Jets on Sept. 19, 2010.

HERNANDEZ SETS CAREER HIGH WITH EIGHT CATCHES VS. DALLAS

Hernandez caught eight passes for 68 yards and a game-winning touchdown against Dallas (10/16). Hernandez's eight receptions set a new career high. He previously had seven receptions against Miami (9/12/11) and against San Diego (9/18/11).



PATRIOTS OFFENSIVE NOTES

HERNANDEZ HAD TOUCHDOWN PASSES IN BACK-TO-BACK GAMES FOR THE FIRST TIME

TE Aaron Hernandez registering his first games with back-to-back touchdowns after catching a 14-yard touchdown pass in the first quarter against the Bengals career. He legally changed his last name to Ochocinco prior to the 2008 season. Upon joining the Patriots, TE Aaron Hernandez switched his jersey number from 85 to 81 to accommodate Ochocinco. Said Ochocinco on getting number 85 from Hernandez: "Nothing [exchanged]. It was Mr. Hernandez's way of greeting me here. He gave me the number, I didn't have to pay anything. I just shook his hand and said, 'Thank you.'"

CHAD OCHOCINCO NAME CHANGE

Chad Ochocinco was acquired by the Patriots in a trade with Cincinnati on July 29, 2011. He played as Chad Johnson for the first seven years of his Bengals career. He legally changed his last name to Ochocinco prior to the 2008 season. Upon joining the Patriots, TE Aaron Hernandez switched his jersey number from 85 to 81 to accommodate Ochocinco. Said Ochocinco on getting number 85 from Hernandez: "Nothing [exchanged]. It was Mr. Hernandez's way of greeting me here. He gave me the number, I didn't have to pay anything. I just shook his hand and said, 'Thank you.'"

OCHOCINCO IN THE RANKINGS

Ochocinco is 27th on the NFL's all-time list with 10,919 receiving yards. He is one of 34 players in NFL history to reach 10,000 yards receiving. Among active players, he ranks fifth in receiving yards.

He is 28th on the NFL all-time list with 760 receptions and is one of 33 players to reach 700 receptions.

He has 66 touchdown receptions and needs four to become the 33th player in NFL history to reach 70 touchdown receptions.

2011 FIRST ROUND PICK NATE SOLDER

It only took a day for Nate Solder to decide to change from his lifelong position of tight end to tackle after playing his freshman year at Colorado as a tight end. "My coaches came to me and said, 'You'd be an all right tight end, but you'd be an even better tackle,'" he told the Boston Globe. "I've always wanted to be great, so that's why I moved to tackle." He added over 30 pounds after his redshirt freshman season and was named the team's starting left tackle. He played in 2,540 of 2,542 offensive plays over the next three seasons at Colorado and has been an immediate contributor on the Patriots offensive line at right tackle. He's even had the chance to return to his tight end roots, occasionally filling in as the third tight end in short-yardage situations.

MATTHEW SLATER: LIKE FATHER LIKE SON

Matthew Slater, drafted in 2008, is one of six sons of Hall of Fame members to be drafted in NFL history.

HALL OF FAME FATHERS WITH SONS DRAFTED IN THE NFL

- Jackie Slater (class of 2001) – son, Matthew Slater (NE)
- Howie Long (class of 2000) – son, Chris Long (STL)
- Bobby Bell (class of 1983) – son, Bobby Bell (NYJ)
- Tony Dorsett (class of 1994) – son, Anthony Dorsett (HOU)
- Bob Griese (class of 1990) – son, Brian Griese (DEN)
- Kellen Winslow (class of 1995) – son, Kellen Winslow (CLE)

SLATER RECORDS FIRST CAREER RECEPTION IN 2011 SEASON-OPENER

Slater registered his first NFL reception with a 46-yard catch from QB Tom Brady in the first quarter of the 2011 season-opener at Miami (9/12).

GREETINGS FROM KAARST, GERMANY: SEBASTIAN VOLLMER MAKES HIS MARK

A native of Kaarst, Germany, Vollmer did not begin playing football until the age of 14 when he started playing for the Dusseldorf club team. Vollmer helped lead his German prep school team to two national football championships. His early football success landed him an appearance in the 2004 Global Junior Championships in San Diego, which led him to a scholarship at Houston. He spoke almost no English when he signed with Houston, but he became fluent in the language as he developed from a 250-pound tight end into a 315-pound lineman who started his final 25 games at tackle for the Cougars. Vollmer's collegiate career created interest from the NFL where the Patriots drafted him in the second round of the 2009 draft. Nicknamed Seabass, during his playing days at Houston. The nickname has carried over to the NFL.

WATERS BEGAN HIS CAREER AS A TIGHT END

Despite going to five Pro Bowls as a guard, there was a time when even Brian Waters didn't know his position. He played tight end for three years in college at North Texas before becoming the team's starting defensive end, backup tight end and fill-in fullback as a senior. He was signed by Dallas as a rookie free agent tight end in 1999 but did not make the team. He was signed by Kansas City the following winter and was sent to the Berlin Thunder of NFL Europe as an offensive lineman. Waters returned to the NFL in 2000, making the Kansas City roster as an offensive lineman. Now with the Patriots, it's clear how Waters carved out a permanent position for himself in the NFL. Said Bill Belichick, "Every time I go by his locker he's studying his game plan. Very professional. I've really been impressed with not only the way he's performed, but just the way he's gone about his job. He adds a lot of quiet leadership."

DANNY WOODHEAD SET TEAM MARK FOR RUSHING AVERAGE IN 2010

Danny Woodhead finished the 2010 season with 97 rushes for 547 yards, with his average of 5.64 yards per carry setting a new team record (minimum 90 rushing attempts). Woodhead topped Don Calhoun's previous team mark of 5.59 yards per carry in 1976 (129 attempts for 721 yards).

MOST YARDS PER CARRY / SINGLE SEASON PATRIOTS HISTORY (Minimum 90 rushes)

| Player | Year | Gm | Rush | Yds | Avg. | Lg |
|-------------|------|----|------|-----|------|-----|
| D. Woodhead | 2010 | 14 | 97 | 547 | 5.64 | 36t |
| Don Calhoun | 1976 | 14 | 129 | 721 | 5.59 | 54 |
| Mosi Tatupu | 1983 | 16 | 106 | 578 | 5.45 | 55 |

Danny Woodhead's career average of 5.382 is the best ever in franchise history among any players with at least 100 rushing attempts.

PATRIOTS ALL-TIME LEADERS / RUSHING AVERAGE (Minimum 100 Attempts)

| Name | Years | Att | Yds | Avg. | TD |
|-----------------------|---------|-----|------|-------|----|
| Danny Woodhead | 2010-11 | 127 | 669 | 5.267 | 5 |
| Jim Plunkett | 1971-75 | 159 | 817 | 5.138 | 9 |
| Steve Grogan | 1975-90 | 445 | 2176 | 4.890 | 35 |
| Robert Weathers | 1982-86 | 159 | 733 | 4.610 | 4 |
| Sammy Morris | 2007-10 | 334 | 1486 | 4.449 | 12 |
| BenJarvus Green-Ellis | 2008-11 | 420 | 1788 | 4.258 | 23 |

WOODHEAD GOES FROM DIVISION II TO THE NFL


Danny Woodhead was a standout at Division II Chadron State in Nebraska. He averaged 178.9 yards per game and totaled 101 rushing touchdowns during his collegiate career. Woodhead's outstanding junior and senior seasons earned him two Harlon Hill Trophies, the Division II equivalent to the Heisman Trophy. He is one of just three players to ever win two or more Harlon Hill Trophies, joining Texas A&M University-Kingsville running back Johnny Bailey, who won it three times (1987-89) before playing six seasons in the NFL for the Bears, Cardinals, and Rams. Valdosta State University's Dusty Bonner was the only other player to win the Harlon Hill Trophy multiple times (2000 and 2001). Cincinnati Bengals running back Bernard Scott (2008—Abilene Christian) joins Woodhead as active NFL running backs who have won the award.



WR WES WELKER NEWS & NOTES

WELKER LEADS NFL IN RECEPTIONS SINCE 2007

Wes Welker leads the NFL with 483 receptions since the start of 2007. He is the first player to reach 300 receptions in his first 40 games with a new team. Welker is leading the NFL in 2011 with 51 receptions for 785 yards.



2007-PRESENT NFL REC. LEADERS

| Player | Team | Rec. | Yds | TD |
|-------------------|-----------|------------|--------------|-----------|
| Wes Welker | NE | 483 | 5,321 | 28 |
| Reggie Wayne | IND | 424 | 5,664 | 33 |

WELKER LEADS TEAM IN RECEPTIONS FOR RECORD FOURTH STRAIGHT YEAR IN 2010

Wes Welker became the first Patriots player to lead the team in receiving in four straight years after finishing 2010 with 86 receptions. The 86 receptions tied for sixth best in the NFL. He also led the team in receiving yards (848) for the third straight year. Welker suffered a knee injury in the 2009 regular-season finale at Houston and missed New England's postseason game vs. Baltimore. Welker returned from his injury well ahead of expectations and was back in the starting lineup for the season-opener in 2010.

WELKER HAD THREE STRAIGHT 100 CATCH AND 1,000 YARD SEASONS

Welker registered his third straight season with at least 100 receptions (123) and 1,000 receiving yards (1,348) in 2009. Only four other NFL players have had three consecutive seasons of at least 100 receptions and 1,000 yards receiving: Marvin Harrison (4, 1999-02), Brandon Marshall (3, 2007-09), Herman Moore (3, 1995-97) and Jerry Rice (3, 1994-96). Welker is the only player in NFL history with three straight seasons with 110 or more receptions.

MOST 100-RECEPTIONS SEASON IN NFL HISTORY

| Player | 100-reception seasons |
|-------------------|-----------------------|
| Marvin Harrison | 4 |
| Jerry Rice | 4 |
| Wes Welker | 3 |
| Brandon Marshall | 3 |
| Herman Moore | 3 |
| Andre Johnson | 3 |
| Reggie Wayne | 3 |

WELKER: 7.2 CATCHES PER GAME SINCE 2007

Wes Welker is averaging 7.2 receptions per game since joining New England in 2007. His 7.2 average is the highest in the NFL during that time.

MOST RECEPTIONS PER GAME SINCE 2007 (Minimum-20 games)

| Player | Team | Average |
|-------------------|-----------------------------|------------|
| Wes Welker | New England Patriots | 7.2 |
| Andre Johnson | Houston Texans | 6.7 |
| Brandon Marshall | Denver/Miami | 6.5 |

WELKER FINISHES WITH SECOND MOST RECEPTIONS AND SECOND HIGHEST AVERAGE IN NFL HISTORY IN 2009

Welker led the NFL with 123 receptions in 2009, despite missing two games and most of the season-finale due to an injury. He averaged 8.8 receptions in the 14 games he played. The 123 receptions are a Patriots record and match Herman Moore (Detroit in 1995) for the second most receptions in a single season in NFL history, behind Marvin Harrison's NFL record of 143 receptions in 2002. Welker's 8.8 catches per game in 2009 rank second in NFL history to the 8.9 average set by Harrison in 2002. He has 20 games with nine or more catches since joining the Patriots. His 20 games with nine or more catches are the most in Patriots history.

MOST RECEPTIONS IN A SEASON

| Player | Team | Year | Receptions |
|-------------------|--------------------|-------------|------------|
| Marvin Harrison | Indianapolis | 2002 | 143 |
| Wes Welker | New England | 2009 | 123 |
| Herman Moore | Detroit | 1995 | 123 |

WELKER IS STREAKING

Welker has a streak of 84 straight regular-season games with at least one reception. He has caught at least one pass in each of his 71 games with the Patriots, including four postseason games. The last time that Welker did not catch a pass in a game was December 24, 2005 when he was with Miami. He has caught at least one pass in 67 consecutive regular-season games with the Patriots extend a franchise record. TE Ben Coates originally set the record with 63.

WELKER TIES NFL RECORD FOR 10-PLUS CATCH GAMES IN A SEASON WITH SEVEN IN 2009

Welker had seven 10-plus reception games in 2009 season to tie the NFL record for most 10-plus reception games in a single season. Andre Johnson of Houston had seven 10-plus reception games in 2008.

PATRIOTS MOST GAMES WITH 10-PLUS CATCHES

No. of 10-plus reception games for the Patriots

| | |
|-------------------|-----------|
| Wes Welker | 12 |
| Ben Coates | 5 |
| Troy Brown | 5 |

WELKER PILES UP YARDS

Wes Welker had a career-high in receiving yards with 1,348 in 2009. It is the third highest in team history. Welker has three of the top eight receiving seasons in team history with his three-straight (1,175 in 2007, 1,165 in 2008 and 1,348 in 2009).

PATRIOTS SINGLE-SEASON RECEIVING YARD LEADERS

| Player | Season | Yds | Rec. | TD |
|-------------------|-------------|-------------|------------|----------|
| Randy Moss | 2007 | 1493 | 98 | 23 |
| Stanley Morgan | 1986 | 1491 | 84 | 10 |
| Wes Welker | 2009 | 1348 | 123 | 4 |
| Randy Moss | 2009 | 1264 | 83 | 13 |
| Troy Brown | 2001 | 1199 | 101 | 5 |
| Wes Welker | 2007 | 1175 | 112 | 8 |
| Ben Coates | 1994 | 1174 | 96 | 7 |
| Wes Welker | 2008 | 1165 | 111 | 3 |

WELKER IS AVERAGING 8.5 RECEPTIONS PER GAME IN 2011

Wes Welker is averaging 8.5 receptions per game through the first six weeks with 51 receptions. The NFL record for highest average catches for per game in a season is 8.9 by Marvin Harrison in 2002.

WELKER TIES NFL RECORD WITH THREE GAMES OF 8 RECEPTIONS AND 150 YARDS AND A TD

Welker is already tied with six other players as the only players in NFL history to have at least eight receptions, 150 receiving yards and at least one touchdown three times in a single season with three such games in 2011

PLAYERS TIED FOR NFL RECORD OF THREE GAMES WITH 8+ REC, 150+ YDS, AND 1+ TD IN A SINGLE SEASON

| | |
|-------------------|-------------|
| Wes Welker | 2011 |
| Randy Moss | 2003 |
| Tim Brown | 1995 |
| Isaac Bruce | 1995 |
| Jerry Rice | 1993 |
| Sterling Sharpe | 1989 |
| Roy Green | 1984 |

WELKER SETS FRANCHISE RECORD FOR RECEIVING YARDS; TIED TEAM MARK IN RECEPTIONS

Welker had a career-high 217 receiving yards to set a franchise record at Buffalo (9/25). The previous record was set by Terry Glenn when he had 214 at Cleveland on Oct. 3, 1999. It is the second 200-yard performance in franchise history. Welker's previous best was 192 yards vs. the New York Jets (11/22/09). Welker's 16 receptions at Buffalo are a personal best and are tied with Troy Brown for the franchise mark. Brown had 16 vs. Kansas City on September 22, 2001. Welker previous best were the 15 he had vs. the New York Jets (11/22/09).



WES WELKER/DEFENSIVE NOTES

WELKER TIED FOR THIRD AMONG ACTIVE PLAYERS WITH 12 10-PLUS RECEPTION GAMES

Welker now has 12 10-plus receptions

Most Games with 10+ receptions/Active Players

| | |
|------------------|---------------------|
| 15 Andre Johnson | 12 Anquan Boldin |
| 14 Reggie Wayne | 12 Brandon Marshall |

12 Wes Welker

MOST GAMES WITH 10+ RECEPTIONS IN NFL HISTORY

| | |
|--------------------|---------------------|
| 17 Jerry Rice | 12 Wes Wilker |
| 16 Marvin Harrison | 12 Anquan Boldin |
| 15 Andre Johnson | 12 Brandon Marshall |
| 14 Cris Carter | |
| 14 Reggie Wayne | |
| 13 Tim Brown | |

WELKER ON PACE TO SET NFL MARK

Through six games, Welker has 785 receiving yards. His total is higher than the combined total for the top two leading receivers on 22 teams and the combined totals for the top three receivers on 10 teams. Welker has more receiving yards than 12 teams' entire wide receiving corps. Welker has 785 receiving yards and is on pace for 2,093 which would break Jerry Rice's record of 1,848 set in 1995. Welker has 51 receptions in 2011. He is on pace for 136, which would be second to the NFL record of 143 receptions by Marvin Harrison in 2002.

KYLE ARRINGTON SCORES ON A 36-YARD INTERCEPTION RETURN


Kyle Arrington registered his first NFL interception and returned it 36 yards for a touchdown in the third quarter vs. Green Bay on Dec. 19, 2010. Arrington's interception return was his second touchdown of 2010. He scored when he returned a blocked field goal 35 yards for a touchdown at Miami on Oct. 4.

ARRINGTON LEADS THE NFL WITH 4 INT. IN 2011

Arrington intercepted a Tony Romo pass in the first quarter to end Dallas's game-opening drive. The interception was Arrington's team-high fourth of the season. He leads the NFL with four interceptions after six games.

PATRICK CHUNG RECORDS HIS FIRST NFL BLOCKED PUNT AND BLOCKED FIELD GOAL

S Patrick Chung blocked a second half punt and field goal at Miami (10/04) to become the first NFL player to do both in a single game since Houston CB Ramon Walker had a blocked field goal and punt vs. New England on Nov. 23, 2003. Chung blocked a second half punt to give the Patriots to set up a 12-yard touchdown run by RB BenJarvus Green-Ellis. Chung then blocked a 53-yard field goal attempt in the fourth quarter that was recovered by CB Kyle Arrington and returned for a touchdown. Chung was a two-time special teams player of the year during his college career at Oregon.




PATRICK CHUNG'S JOURNEY TO THE NFL

Long before S Patrick Chung picked up flag football as a teen, his mother, Jamaican recording artist Sophia George, had preached about being a tough man in a song. Her hit single, "Girlie Girlie" – a traditional reggae song about poking fun at a boy who was not man enough – topped the charts in 1985. Chung is aware that among his talents he was born with speed and agility - singing is not one of them. Chung, who possesses a great sense of pride in his unique heritage – his mother is Jamaican and his father is half Jamaican and half Chinese, was born in Jamaica and moved to California at age 12 where he started to play football as a freshman in high school. Chung went on to star at Oregon, where he holds the distinction of starting more games than any other defensive player in school history with 51 starts. He originally entered the draft as junior, but ultimately decided to return for his senior season. Pinned to the back of his locker is a reminder of the support he has gotten - a Jamaican flag that indicates his family's importance to him.

GARY GUYTON HAD TWO DEFENSIVE TOUCHDOWNS IN 2010

LB Gary Guyton returned a fumble 35 yards for a touchdown at Chicago (12/12/10) and returned an interception 59 yards for a touchdown in the season-opener vs. Cincinnati (9/12/10). Guyton is the first Patriots player to score two defensive touchdowns in a season since LB Tedy Bruschi returned two interceptions for touchdowns in 2003.



GUYTON AND ARRINGTON RETURN FIRST CAREER INTERCEPTIONS FOR SCORES

LB Gary Guyton intercepted his first pass vs. Cincinnati (9/12/10) and returned it 59 yards for a touchdown, and CB Kyle Arrington returned his first career interception vs. Green Bay (12/19/10) 36 yards for a touchdown. The Patriots now have three players on the roster who have returned an interception for a score on their first career pick. James Sanders returned his first pick 39 yards for a touchdown at Buffalo on Dec. 11, 2005.

GUYTON HAS THE WORK ETHIC

Gary Guyton was not drafted into the NFL, but through a solid work ethic was able to make the 53-man roster and has been a solid player over the last three seasons for the Patriots. Taking a peak into his work history shows his work ethic goes beyond the football field. At the end of his rookie season, Guyton went back to Georgia Tech and worked as an office assistant at the school's research institute.

"I was an office assistant, right there at the desk," said Guyton, who worked for a small wage at Georgia Tech Research Institute. "Just a regular office assistant. Tech is my school and I enjoyed it."

"He's smart, well prepared," Bill Belichick said. "He understands. He's got a real good understanding of football. Not just his role, but where other people have to be. That's what you really want in a defensive signal-caller, someone that understands how it all works."

"It's been a long road," Guyton said. "I have come far. I've achieved some things. But I don't look back, just forward."

ALBERT HAYNESWORTH JOINS THE PATRIOTS AND GETS REUNITED WITH HIS BEST FRIEND

When Albert Haynesworth came to New England, he did more than just join a new team. He was reunited with best friend Pat Santa Maria, the owner of Pat's Service Center & Towing in Worcester, Mass. The two met six years ago in Rhode Island over a shared love of power boats. A long-distance friendship blossomed and the two have done everything from vacationing with their fiancées to snowmobiling to sitting in the stands at Patriots games, even while Haynesworth played for a different NFL team. The two talked about what it would be like if Haynesworth ever played for Bill Belichick and the Patriots. Now that has come to fruition. Pat's tow trucks are undergoing a makeover, getting customized with Haynesworth's No. 92 and his initials. Santa Maria knows a different guy than the one depicted in the media – a friend who dropped everything and flew up to New England after Santa Maria's mother passed away unexpectedly, coincidentally on Haynesworth's birthday. As Santa Maria told the Boston Herald, "That's the guy I know. He's a standup guy and a man of his word."



PATRIOTS DEFENSIVE NOTES

KYLE LOVE 'MINI-V' FOLLOWS WILFORK

Kyle Love has been looking up to Vince Wilfork since his days at Mississippi State, when his teammates dubbed him "Mini-V" for his resemblance to the Patriots defensive tackle. The nickname led Love to closely monitor Wilfork as he finished his playing days with the Bulldogs. Little did he know that he would get the chance to watch Wilfork from an even closer perspective – lined up next to him on the Patriots defensive line. "I stay close to that guy always. Watch me out here, I'm right beside him, no matter what," Love told the Boston Globe. Now that they're on the same team, Wilfork has become an even bigger influence, like a big brother, according to Love.

STILL RECEIVING THE LOVE

Kyle Love continues to receive motivation from his father, retired Army colonel Anthony Love. Every game day, his father sends him a text message with words of encouragement to get him excited. His dad has been motivating him since middle school and the message has always remained the same: "Give the coaches a reason to keep you."

MAYO LED NFL WITH 193 TOTAL TACKLES

LB Jerod Mayo finished first in the NFL with a career-high 193 total tackles in 2010 with two 19-tackle games: vs. BLT (10/17) and vs. GB (12/19). His 193 tackles are the highest since LB Steve Nelson had 207 tackles in 1984 and are the third highest in team history. Mayo had ten games in 2010 with 10-plus tackles.



Patriots Single Season Tackle Leaders All-Time

| Year | Player | Tackles |
|-------------|----------------------|------------|
| 1983 | LB Clayton Weishuhn | 229 |
| 1984 | LB Steve Nelson | 207 |
| 2010 | LB Jerod Mayo | 193 |
| 1980 | LB Steve Nelson | 186 |

MAYO IS A YOUNG LEADER

Jerod Mayo learned knowledge and discipline are the keys to success while spending afternoons with his three brothers under the supervision of their grandfather, Walter Johnson, a retired Air Force veteran of 30 years. While Mayo's mother worked two jobs, Johnson taught the boys discipline, responsibility and the value of life. Those lessons helped Mayo develop a work ethic and demeanor that has earned him the nickname of "Old Soul" from his teammates. His leadership skills and talent helped him become only the second Patriot to be named AFC Rookie of the Year, earning that title in 2008 to join Michael Haynes (1976).

MAYO NAMED 2011 RON BURTON COMMUNITY SERVICE AWARD WINNER

Linebacker Jerod Mayo was named the 2011 Ron Burton Community Service Award winner at the Patriots Charitable Foundation's Annual Kickoff Gala on August 30th. Upon receiving the award, Mayo recognized Myra Kraft's impact, saying, "Not only did she give with her funds and things like that, but her time. She was on the front lines, digging the holes, putting the trees up and things like that. Just seeing examples like that really means a lot to me." Mayo is a constant presence at Patriots Charitable Foundation activities, especially events that benefit children. In 2010, he launched the Mayo Bowl, an annual celebrity bowling fundraiser for Pitching in for Kids, a charity that helps improve the lives of children in New England.

DEVIN MCCOURTY RECORDS SEVEN INTERCEPTIONS

CB Devin McCourty tied for second in the NFL and led all rookies with seven interceptions in 2010. The seven interceptions by a Patriots rookie are second to the eight by Mike Haynes in 1976.

Most Interceptions by a Patriots Rookie

| Player | Interceptions | Year |
|-----------------------|---------------|-------------|
| Mike Haynes | 8 | 1976 |
| Devin McCourty | 7 | 2010 |

DOUBLE TROUBLE: CB DEVIN MCCOURTY

After being selected by the Patriots in the first round of the 2010 NFL Draft, CB Devin McCourty became part of a select group in league history. McCourty's identical twin brother, Jason, is a cornerback with Tennessee, selected in the sixth round of the 2009 NFL Draft. The two are the 12th set of twins to play in the NFL. Devin redshirted for the 2005 season and therefore was a year behind his brother in eligibility. McCourty is the second twin to suit up for the Patriots, after CB Kato Serwanga was a member of the team from 1998-2000. His twin brother Wasswa played for San Francisco and Minnesota from 1999-2001. According to McCourty's mother, the two can only be told apart by tiny scars on their faces left by chickenpox.

ROB NINKOVICH: WHERE DID HE COME FROM?

Rob Ninkovich journey to the Patriots was not easy. He entered the league as a fifth-round pick of New Orleans in 2006 and was waived four times by New Orleans and Miami before landing in New England on Aug. 2, 2009. He spent the 2009 offseason trying to make the New Orleans team as a long snapper without even getting a look at linebacker. Before coming to the Patriots he had appeared in just eight games over three years. He doubled that total in his first year in New England, appearing in 15 games in 2009 and his role on the team grown since. He finished with 58, total tackles, four sacks, broke up three passes and had 11 special teams stops last season. He also had two interceptions, both against his former team, the Miami Dolphins. He tied for the AFC lead in fumble recoveries with three, with the most notable coming at San Diego on Oct. 24, when he returned a fumble 63 yards, marking the second longest fumble return in team history. Despite his success, Ninkovich told the Brockton Enterprise, "I don't want to get comfortable. You can't get comfortable because the first time you get comfortable, you're out of a job. I'm always uneasy. That keeps you going."

WILFORK REGISTERS FIRST CAREER INTERCEPTIONS

Vince Wilfork recorded his first career interception when he picked off QB Philip Rivers in the second quarter vs. San Diego (9/18). He had his second interception at Oakland (10/2) to join Anthony Pleasant (2001) as the only other Patriots defensive lineman to ever record two interceptions in the same season. Wilfork is one of four Patriots defensive lineman to ever record two interceptions overall, joining Pleasant, Richard Seymour and Henry Thomas.

WILFORK WEARS HIS HEART ON HIS NECK

Vince Wilfork wears No. 75 over his shoulder pads. Underneath hangs a gold chain locket for those who were number one in his heart: his parents. In 2002, parents David and Barbara Wilfork both passed away within five months of each other, leaving the then University of Miami star without his greatest support system. Wilfork, who lost his father to diabetes, has raised hundreds of thousands of dollars for diabetes-related causes. His annual draft day fundraiser, a bowling event he has held for seven years, is one of the signature fundraising events held by a pro athlete in New England. For his charity work, Wilfork was awarded the 2010 New England Patriots Ron Burton Community Service Award. While he will always cherish his National Championship and Super Bowl rings, his constant reminder lies closest to his heart, a picture of his late parents at their high school prom. "I carry them with me wherever I go," Wilfork said of his parents' keepsake. "My parents pushed me to be the best I could be. The things I do and my wife does, we do out of the kindness of our heart, and we do it for the community. I never look for anything in return. My teammates are my second family. My kids, my wife, the New England Patriots – that's all I have."



PATRIOTS SPECIAL TEAMS NOTES

GOSTKOWSKI SIXTH BEST EVER IN FIELD GOAL PCT.

Stephen Gostkowski's 84.8 field goal percentage is the sixth-best among NFL kickers all-time.

| Player | Years | FGM | FGA | Pct. |
|---------------------------|----------------|------------|------------|-------------|
| Nate Kaeding | 2004-11 | 173 | 200 | 86.5 |
| Mike Vanderjagt | 1998-06 | 230 | 266 | 86.5 |
| Robbie Gould | 2005-11 | 172 | 199 | 86.4 |
| Shayne Graham | 2001-10 | 208 | 242 | 86.0 |
| Rob Bironas | 2005-11 | 167 | 196 | 85.2 |
| Stephen Gostkowski | 2006-11 | 123 | 145 | 84.8 |
| Matt Stover | 1991-2009 | 297 | 471 | 83.7 |
| Ryan Longwell | 1997-2011 | 348 | 416 | 83.7 |

EVEN STEPHEN

Since joining the Patriots as a fourth-round draft choice in 2006, Stephen Gostkowski has connected on 84.8 percent of his regular-season field goal attempts (123-for-145), achieving the best field goal percentage in Patriots history.

PATRIOTS ALL-TIME LEADERS / FIELD GOAL PCT.

(Minimum 50 Attempts)

| Player | Years | FGM | FGA | Pct. |
|---------------------------|----------------|------------|------------|-------------|
| Stephen Gostkowski | 2006-11 | 123 | 145 | .848 |
| Adam Vinatieri | 1996-05 | 263 | 321 | .819 |

GOSTKOWSKI IS GOOD IN THE FOURTH QUARTER

Gostkowski kicked two fourth-quarter field goals against the Jets (10/9), raising his streak to 33 consecutive successful fourth-quarter field goals. In his career, Gostkowski is 34 of 35 overall in fourth quarter field goals. His only fourth-quarter miss was in his second career game when he had a 29-yard try blocked at the Jets (9/17/06).

JAMES IHEDIGBO WILL ALWAYS HAVE HOPE

Amherst, MA native James Ihedigbo is the son of Apollos and Rose Ihedigbo, who came to Massachusetts from Nigeria, earned doctorate degrees from UMass and strived to improve the lives of many Africans back home. When James was in high school, his father returned to Africa to start the Nigerian-American Technical and Agricultural College. He worked to build the school for two years before dying in 2002 from kidney failure. In 2008, Ihedigbo, his mother and his four siblings kept his legacy alive by founding HOPE Africa, an organization that helps fund educational and medical efforts in Africa and supports the college his father started. As he told the Boston Herald, Ihedigbo hopes to "help students be what they dream they can be." He went a long way toward that goal in March 2011 when he traveled to Africa with three other NFL players, Amobi Okoye, Frank Okam and Connor Baldwin, and his mother, who serves as HOPE Africa's executive director. They brought 3,500 books, ran health clinics, taught kids American football and most of all, spread hope.

ZOLTAN MESKO SET AN NFL ROOKIE RECORD FOR NET PUNTING AVERAGE IN 2010

Zoltan Mesko finished with a 38.4 net average to set an NFL rookie record for net punting average in 2010. His 38.4 net average is the highest of any rookie punter since the net punting average was first tracked in 1976, surpassing the 38.0 net average that Los Angeles Rams' Dale Hatcher set in 1985.

ZOLTAN MESKO: COMING TO AMERICA

Rookie P Zoltan Mesko was born in Timisoara, Romania on the Romania-Hungary border. On Many occasions in 1989, during the communist revolutions, his family was forced to take cover to avoid gun shots from the armies. Even after the fall of the Berlin Wall, his family lived in poverty. His family left Romania when his father won a United States Permanent Resident Card (green card) in the Diversity Immigrant Visa Lottery in 1997 when Mesko was 11.

MESKO DISCOVERS FOOTBALL

An avid soccer player from his days in Romania, Mesko had a strong leg. It was only when he came to America that he discovered his leg could take him places. In eighth grade, Mesko was playing kickball in the gym when he kicked the ball so high that he broke a light fixture. He was given a choice: pay for the light fixture or play football. With his family still struggling with money and football being a more popular sport than soccer at his school, the choice was an obvious one—Mesko decided to play football. His leg would land him numerous Division I scholarships and admission offers from Ivy League schools. From these, Mesko chose to play football at Michigan.

