



BUFFALO BILLS WEEKLY GAME INFORMATION

Game Three | Buffalo Bills vs. New England Patriots | September 25, 2011 | 1:00 pm | Ralph Wilson Stadium



WHAT'S INSIDE

Offensive Notes

Defensive Notes

Special Teams Notes

Updated Player Bios (online only)

Herd of Stats



2011 BUFFALO BILLS FOOTBALL



BUFFALO BILLS vs. NEW ENGLAND PATRIOTS



(2-0)

(2-0)

Regular Season Week 3 | September 25, 2011 | 1:00 PM | Ralph Wilson Stadium | CBS-TV

BILLS AND PATRIOTS MEET AT THE RALPH

The Buffalo Bills will host the New England Patriots in their second straight home game this week on Sunday, September 18th at 1:00 PM.

Sunday's game will mark the 102nd regular season game between Buffalo and New England. With a win over the Patriots, the Bills will:

- *Win their first game against New England since 2003 (9/7, W 31-0)*
- *Start the season 3-0 for the ninth time in team history and first since 2008 (Games 1-4)*

BILLS-PATRIOTS REGULAR SEASON SERIES

- Overall regular season record: 40-60-1
- Bills at home vs. Patriots: 21-28-1
- Last meeting at home: 12/26/10, L 3-34
- First regular season meeting: 9/23/60, W 13-0 in Boston
- Last regular season meeting: 12/26/10, L 3-34

BILLS ON SEPTEMBER 25TH

This week's game will be the sixth time the Bills have played a contest on September 25th. The last time Buffalo played on this date was in 2005 against the Atlanta Falcons, when the Falcons won 24-16.

This week's match-up will mark the first time the Bills and Patriots have met on the 25th of September. The Bills are 3-2 in their games on September 25h.

Below is a list of team results on September 25th:

SEPTEMBER 25th OVERALL RECORD: 3-2

- 1966, Houston – Win 27-20
- 1977, @ Denver – Loss 6-26
- 1983, Houston – Win 30-13
- 1988, Pittsburgh – Win 36-28
- 2005, Atlanta – Loss 16-24

BROADCAST INFO

TELEVISION: CBS
PRODUCER: Ross Schneiderman
DIRECTOR: Mark Grant
PLAY-BY-PLAY: Marv Albert
COLOR ANALYST: Rich Gannon



BILLS RADIO NETWORK

FLAGSHIP: Buffalo – 97 Rock (96.9 FM) and The Edge (103.3 FM); Rochester – WHAM (1180 AM); Toronto – FAN (590 AM)

PLAY-BY-PLAY: John Murphy (24th year, 8th as play-by-play)

COLOR ANALYST: Mark Kelso (6th year)

SIDELINE REPORTER: Rich Gaenzler (11th year; 3rd year as sideline)

CONTACT INFO

Scott Berchtold - Senior Vice President/Communications
 scott.berchtold@bills.nfl.net :: 716-312-8701

Chris Jenkins - Director of Media Relations
 chris.jenkins@bills.nfl.net :: 716-312-8702

Matt Heidt - Manager of Media Services
 matt.heidt@bills.nfl.net :: 716-312-8704

Dominick Rinelli - Media Relations Asst./ Research Analyst
 dominick.rinelli@bills.nfl.net :: 716-312-8707

Stephanie King - Media Relations Office Manager
 stephanie.king@bills.nfl.net :: 716-312-8700



UPCOMING WEEK'S SCHEDULE

Tues, Sept. 20	Weds., Sept. 21	Thursday, Sept. 22	Friday, Sept. 23	Saturday, Sept. 24	Sunday, Sept. 25	Monday, Sept. 26
No Media Availability	11:15AM-12:15PM Open Locker Room Fieldhouse Podium: Fitzpatrick/Merriman/ TBD	11:15AM-12:15PM Open Locker Room	11:00AM Prac- tice Open to Media (Stretch/Indiv.)	Walk-Thru	Bills vs. Patriots 1:00 PM	2:30-3:15PM Open Locker Room
Player's Day Off	Noon Coach Gailey Fieldhouse	2:00PM Practice Open to Media (Stretch/Indiv.)	12:30-1:15PM Open Locker Room	CLOSED TO MEDIA		3:30PM - Coach Gailey Availability
	2:00PM Practice Open to Media (Stretch/ Indiv.)	Head Coach Gailey Post-Practice Update	Coah Gailey Post-Practice			
	4:05-4:20PM Open Locker Room		Coordinators Available/Asst. Coaches Upon Request			

ALL DATES AND TIMES SUBJECT TO CHANGE

BILLS DAILY CHARGE - To receive a daily e-mail distributed by the Media Relations department containing a daily report, media schedule, links to team media coverage and notes/quotes/photos for the day, e-mail: billsdailycharge@bills.nfl.net



BILLS 2011 REGULAR SEASON STATS - THROUGH WEEK 2

WON 2, LOST 0				* RUSHING				No.		Yds		Avg		Long		TD	
09/11	W	41-	7	at Kansas City	68,755	Jackson	35	229	6.5	43t	2						
09/18	W	38-	35	Oakland	68,191	Spiller	9	79	8.8	26	1						
09/25				New England		Fitzpatrick	6	26	4.3	13	0						
10/02				at Cincinnati		J. White	8	26	3.3	13	0						
10/09				Philadelphia		B. Smith	6	20	3.3	11	0						
10/16				at New York Giants		TEAM	64	380	5.9	43t	3						
10/30				Washington		OPPONENTS	48	239	5.0	25	3						
11/06				New York Jets		* RECEIVING	No.	Yds	Avg	Long	TD						
11/13				at Dallas		Nelson	14	149	10.6	35	1						
11/20				at Miami		St. Johnson	12	162	13.5	27t	2						
11/27				at New York Jets		Chandler	7	79	11.3	19	3						
12/04				Tennessee		Jones	6	27	4.5	9	1						
12/11				at San Diego		Jackson	3	28	9.3	12	0						
12/18				Miami		Spiller	2	11	5.5	6	0						
12/24				Denver		Parrish	1	16	16.0	16	0						
01/01				at New England		TEAM	45	472	10.5	35	7						
				Buff.	Opp.	OPPONENTS	45	442	9.8	50t	3						
TOTAL FIRST DOWNS				57	39	* INTERCEPTIONS	No.	Yds	Avg	Long	TD						
Rushing				21	13	Florence	1	30	30.0	30	0						
Passing				30	25	Searcy	1	0	0.0	0	0						
Penalty				6	1	TEAM	2	30	15.0	30	0						
3rd Down: Made/Att				11/25	11/25	OPPONENTS	2	2	1.0	2	0						
3rd Down Pct.				44.0	44.0	* PUNTING	No.	Yds	Avg	Net	TB	In	Lg	B			
4th Down: Made/Att				2/2	1/1	Moorman	7	356	50.9	37.4	3	1	63	0			
4th Down Pct.				100.0	100.0	TEAM	7	356	50.9	37.4	3	1	63	0			
POSSESSION AVG.				33:54	26:06	OPPONENTS	11	483	43.9	39.3	0	1	58	0			
TOTAL NET YARDS				845	667	* PUNT RETURNS	Ret	FC	Yds	Avg	Long	TD					
Avg. Per Game				422.5	333.5	Parrish	5	2	46	9.2	28	0					
Total Plays				137	119	Spiller	1	0	5	5.0	5	0					
Avg. Per Play				6.2	5.6	TEAM	6	2	51	8.5	28	0					
NET YARDS RUSHING				380	239	OPPONENTS	3	1	34	11.3	15	0					
Avg. Per Game				190.0	119.5	* KICKOFF RETURNS	No.	Yds	Avg	Long	TD						
Total Rushes				64	48	B. Smith	1	21	21.0	21	0						
NET YARDS PASSING				465	428	TEAM	1	21	21.0	21	0						
Avg. Per Game				232.5	214.0	OPPONENTS	11	208	18.9	35	0						
Sacked/Yards Lost				1/7	2/14	* FIELD GOALS	1-19	20-29	30-39	40-49	50+						
Gross Yards				472	442	Lindell	0/ 0	2/ 2	1/ 2	0/ 0	0/ 0						
Att./Completions				72/45	69/45	TEAM	0/ 0	2/ 2	1/ 2	0/ 0	0/ 0						
Completion Pct.				62.5	65.2	OPPONENTS	0/ 0	0/ 0	0/ 0	0/ 0	0/ 1						



2011 BUFFALO BILLS FOOTBALL

Regular Season Week 3 | September 25, 2011 | 1:00 PM | Ralph Wilson Stadium | CBS-TV

DEFENSIVE STATS - 2011

PLAYER	DEFENSIVE TACKLES			
	Solo	Assist	TFL	TOTAL
N. Barnett	11	7	1	19
J. Byrd	13	2	1	16
G. Wilson	9	3	1	13
B. Scott	9	0	3	12
L. McKelvin	9	0	0	9
M. Dareus	6	0	0	6
D. Florence	3	3	0	6
S. Merriman	4	1	0	5
K. Williams	3	2	0	5
A. Davis	3	2	0	5
A. Williams	4	0	0	4
D. Edwards	2	1	1	4
C. Kelsay	3	1	0	4
D. Batten	2	0	1	3
S. Johnson	2	0	1	3
Sp. Johnson	0	3	0	3
K. Sheppard	1	0	1	2
K. Heard	0	1	0	1
TOTAL	84	26	10	120

QUARTERBACK SACKS

B. Scott	1
Sp. Johnson	1
TOTAL	2.0

INTERCEPTIONS

D. Florence	1
D. Searcy	1
TOTAL	2

DEFENSIVE FUMBLE RECOVERIES

L. McKelvin	1
D. Batten	1
TOTAL	2

DEFENSIVE FORCED FUMBLES

G. Wilson	1
N. Barnett	1
TOTAL	2

PASSES DEFENSED

D. Florence	3
N. Barnett	1
L. McKelvin	1
D. Searcy	1
TOTAL	6

SPECIAL TEAMS/DEFENSIVE STATS - 2011

PLAYER	SPECIAL TEAMS TACKLES		
	Solo	Assist	TOTAL
C. White	4	0	4
J. White	2	0	2
B. Scott	2	0	2
K. Sheppard	0	2	2
A. Williams	0	2	2
D. Batten	1	1	2
L. McKelvin	1	0	1
R. Lindell	1	0	1
C. McIntyre	0	1	1
G. Wilson	1	0	1
TOTAL	12	6	18

SPECIAL TEAMS FORCED FUMBLES

C. White	1
TOTAL	1

SPECIAL TEAMS FUMBLE RECOVERIES

K. Sheppard	1
TOTAL	1

BILLS 2011 RANKINGS

Category	OFFENSE		
	Total	AFC Rank	NFL Rank
Total Yards/Game	422.5	3rd	7th
Points Per Game	39.5	1st	1st
Passing Yards/Game	232.5	T-7th	T-18th
Passing Yards Average	6.56	12th	26th
Interceptions	2	T-6th	T-16th
Rushing Yards/Game	190.0	1st	1st
Rushing Average	5.94	1st	2nd
Times Sacked	1	T-1st	T-2nd
1st Downs/Game	28.5	2nd	2nd
3rd Down Efficiency	44.0%	T-5th	T-9th
4th Down Efficiency	100.0%	T-1st	T-1st
Time of Possession	33:55	3rd	5th
Punt Return Average	8.5	T-7th	T-14th
Kick Return Average	21.0	13th	25th
Net Punt Average	37.4	8th	16th
Field Goal Percentage	75.0%	T-10th	T-21st

Category	DEFENSE		
	Total	AFC Rank	NFL Rank
Total Yards/Game	333.5	8th	14th
Points Per Game	21.0	7th	T-9th
Passing Yards/Game	214.0	9th	20th
Passing Yards Average	6.41	5th	T-7th
Interceptions	2	T-5th	T-10th
Rushing Yards/Game	119.5	9th	12th
Rushing Average	4.98	15th	28th
Sacks	2	T-14th	T-28th
1st Downs/Game	19.5	10th	18th
3rd Down Efficiency	44.0	12th	24th
4th Down Efficiency	100.0%	T-12th	T-21st
Time of Possession	26:06	3rd	5th
Punt Return Average	11.3	12th	22nd
Kick Return Average	18.9	4th	3rd
Net Punt Average	39.3	11th	19th
Field Goal Percentage	0.0%	1st	T-1st



BY THE NUMBERS

2

Quarterbacks in the NFL with three or more games of four-plus touchdown passes since the start of the 2010 season - Ryan Fitzpatrick and Tom Brady.

3

The number of seventh-round selections listed as starters on the Bills' offense - QB Ryan Fitzpatrick (STL), WR Stevie Johnson and LT Demetrius Bell.

3RD

QB Ryan Fitzpatrick became the third Bills quarterback in team history to post three 4-touchdown passing games in his Bills career. Fitzpatrick tied a career-high with four touchdown passes in Week One at Kansas City. Jim Kelly has the most in franchise history with 10 and Joe Ferguson achieved the feat five times.

4TH

The Bills were only the fourth team in NFL history to score three go-ahead touchdowns in the fourth quarter of one game (NY Giants vs. St. Louis Cardinals - 1962, Miami vs. NY Jets - 2009 and Oakland vs. Pittsburgh - 2009).

4

First-time captains for the Bills in 2011. QB Ryan Fitzpatrick, RB Fred Jackson, LB Andra Davis and NT Kyle Williams were all voted captains for the first time this year.

5

The top 5 jerseys sold in The Bills Store since the uniform launch on June 24th - 1) #99 Marcell Dareus, 2) #13 Stevie Johnson, 3) #14 Ryan Fitzpatrick, 4) #22 Fred Jackson, 5) #28 CJ Spiller.

5

Starting quarterbacks on NFL Kickoff Weekend rosters who were drafted in the 6th round or later (including undrafted players). The group consists of Buffalo's Ryan Fitzpatrick, Dallas' Tony Romo, Kansas City's Matt Cassel, New England's Tom Brady and Tennessee's Matt Hasselbeck.

8-1

Team's record when RB Fred Jackson rushes for 100 yards or more. Jackson rushed for 112 yards in week one's 41-7 victory against Kansas City.

14

Rookies and first year players on the Bills Kickoff Weekend roster. Tied for the second-most in the AFC.

16

Number of 300-pound players on the Buffalo Bills Kickoff Weekend roster. The most of any team in the NFL.

26

The number of years that have passed since Assistant Head Coach/Inside Linebackers coach Dave Wannstedt coached a position group at the college or professional level. In 1985, he served as the defensive line coach at USC. This will be the first year Wannstedt has coached a position at the NFL level. He has 16 years experience as a Head Coach and Defensive Coordinator at the NFL level.

34

The number of first downs produced by Buffalo's offense on Sunday against Oakland, setting a franchise record (previous: 33 vs. Miami, 9/1/1991). The 34 first downs marked the fifth game in team history the Bills moved the chains 30 or more times and first since 1996 (31, 11/3 vs. Washington).

35

Years since a Bills rookie recorded a fumble recovery on Kickoff Weekend. LB Kelvin Sheppard posted a fumble recovery on the opening Kickoff at Kansas City in Week One.

41

Points scored by the Bills in last week's season opener at Kansas City. It was the team's highest point total in Week One since scoring 42 points against the New York Jets on September 12, 1975.

51

Games since a Bills tight end scored two touchdowns in a game. Scott Chandler posted two touchdowns in Week One's 41-7 victory at Kansas City. The last Bills tight end to accomplish the feat was Robert Royal on December 9, 2007 vs. Miami.

57

The number of consecutive games Fred Jackson has played. His streak is the third-longest among active NFL running backs (Thomas Jones (KC) - 89; Rock Cartwright (Oak) - 59).

79

The number of points Buffalo has scored in its first two games of the 2011 season - the second-most in team history through games one and two.

112

Rushing yards posted by Fred Jackson in Week One vs. Kansas City. Jackson is the first Bills RB to post 100 yards on Kickoff Weekend since Willis McGahee totaled 117 yards vs. Houston on September 11, 2005.

133.0

A career-high passer rating posted by QB Ryan Fitzpatrick in Week One at Kansas City. It was the highest quarterback rating in the NFL for Kickoff Weekend.

162

The number of consecutive games P Brian Moorman has appeared in - ranks as the most consecutive games played among active NFL punters.

174

The number of consecutive games K Rian Lindell has played in - ranks as the second most consecutive games played among active NFL kickers (Ryan Longwell, MIN - 226).

252.83

Average weight of the Buffalo Bills players from the Kickoff Weekend roster. The highest average in the NFL.



LAST GAME - BILLS-RAIDERS

Sunday, September 18, 2011 – Ralph Wilson Stadium – 68,191

The Bills defeated the Raiders in a 38-35 comeback win in their first home game of the 2011 season.

Down 21-3 at halftime, Bills QB Ryan Fitzpatrick took charge and led the team on five touchdown drives of each of the team's five second half possessions.

RB Fred Jackson posted the second 100 yard rushing game of the season and added two touchdowns. His 43-yard touchdown to start the third quarter began the Bills' second half comeback. With 14 seconds left on the clock, the Bills found themselves down by four points. On fourth down, Fitzpatrick found a wide open WR David Nelson for the go-ahead touchdown. Nelson had 10 receptions for 83 yards while Stevie Johnson had a team high 96 yards with one touchdown.

Oakland QB Jason Campbell threw for 323 yards and had two touchdowns. RB Darren McFadden was both Oakland's biggest running and receiving threat. McFadden had 72 yards rushing and another 71 yards receiving with two touchdowns. WR Denarius Moore had 146 yards receiving on just five receptions. The Bills' defense was able to hold Oakland when they needed to. The biggest Bills defensive play came on the last play of game when Campbell threw a Hail Mary pass that landed in the arms of Bills DB Da'Norris Searcy, for his first career interception.

After both teams left the field, the officials announced they were going to review the interception. It took them about ten minutes to make the call final, which ended the game and gave the Bills their second win of the 2011 season.

TEAM	1	2	3	4	F
RAIDERS	0	7	0	14	35
BILLS	0	3	14	21	38

TM	QTR.	TIME	SCORING PLAY	DRIVE	SCR
OAK	2	11:37	M. Bush 1 yd. run (S. Janikowski kick)	14-71, 7:25	7-0
OAK	2	8:08	D. McFadden 5 yd. run (S. Janikowski kick)	5-34, 2:31	14-0
BUF	2	2:22	R. Lindell 25 yd. Field Goal	10-73, 5:46	14-3
OAK	2	1:22	J. Campbell 1 yd. run (S. Janikowski kick)	5-82, 1:00	21-3
BUF	3	13:26	F. Jackson 43 yd. run (R. Lindell kick)	3-80, 1:34	21-10
BUF	3	3:41	S. Johnson 7 yd. pass from QB Ryan Fitzpatrick	7-57, 3:28	21-17
BUF	4	14:10	F. Jackson 1 yd. run (R. Lindell kick)	7-69, 3:20	21-24
OAK	4	9:18	D. McFadden 12 yd. run (S. Janikowski kick)	8-80, 4:52	28-24
BUF	4	4:48	S. Chandler 6 yd. pass from R. Fitzpatrick (R. Lindell kick)	9-80, 4:30	28-31
OAK	4	3:41	D. Moore 50 yd. pass from J. Campbell (S. Janikowski kick)	5-88, 1:07	35-31
BUF	4	0:14	D. Nelson 6 yd. pass from R. Fitzpatrick (R. Lindell kick)	14-80, 3:27	35-38

TEAM STATS

	BUF	OAK
First Downs	34	26
Rushes-Yards	25-217	30-131
Net Passing Yards	264	323
Total Net Yards	481	454
Passing (A-C-I)	46-28-1	33-23-1
Sacked by Opp.	0-0	0-0
Punts-Average	2-49.5	3-51.7
Fumbles-Lost	0-0	1-1
Penalties	3-26	8-85
Time of Poss.	30:47	29:13

RUSHING

BILLS: F. Jackson 15-117, 2TDs; C. Spiller 4-63; R. Fitzpatrick 3-23; B. Smith 3-14
RAIDERS: D. McFadden 20-72 1 TD; D. Moore 1-25; M. Bush 4-23, 1TD; T. Jones 1-4; M. Reece 1-4; J. Campbell 3-3

PASSING

BILLS: R. Fitzpatrick 28-264, 3TDs, INT
RAIDERS: J. Campbell 23-323, 2TDs, INT

RECEIVING

BILLS: D. Nelson 10-83, TD; St. Johnson 8-96, TD; D. Jones 4-24; F. Jackson 2-23; S. Chandler 2-16, TD; R. Parrish, 1-16; C. Spiller 1-6
RAIDERS: D. McFadden 7-71, 1TD; D. Moore 5-146 1TD; D. Hagan 5-61; M. Reece 3-20; B. Myers 2-16; C. Schilens 1-9

WHAT TO LOOK FOR...

..... OFFENSE

QB Ryan Fitzpatrick

- One touchown strike to reach 40 in his Bills' tenure
- 106 passing yards to record 5,000 with Buffalo

RB Fred Jackson

- 26 rushing yards to pass Dominic Rhodes (2001-08: 3,114 yards) for the fifth-most among undrafted free agents since 1970

WR Stevie Johnson

- 153 receiving yards to total 1,500 in his career
- One touchdown catch to mark the 15th of his career

WR David Nelson

- Five catches to reach 50 in his career

LG Andy Levitre

- One start to mark the 35th in his career

.... DEFENSE

FS Jairus Byrd

- 45 interception return yards to reach 200 for his career

NT Kyle Williams

- 1.5 sacks to tally 15 in his career

DT Spencer Johnson

- One fumble recovery to total 5 in his career

LB Shawne Merriman

- 1.5 sacks to tally 45 in his career

LB Chris Kelsay

- 0.5 sack to break a tie with Fred Smerlas for 10th on the team's all-time sack chart (25.5)

.... SPECIAL TEAMS

K Rian Lindell

- One game played to mark his 175th career game

KR Leodis McKelvin

- 46 KOR yards to move into fourth place on the team's record list (Kevin Williams - 1,899)
- 146 KOR return yards to reach 2,000 in his career

KR Brad Smith

- 11 KOR yards to reach 2,000 in his career



2010 BUFFALO BILLS FOOTBALL

Regular Season Week 3 | September 25, 2011 | 1:00 PM | Ralph Wilson Stadium | CBS-TV

BILLS-PATRIOTS SERIES

Buffalo and New England will meet for the 102nd time in the regular season this week, with the Patriots holding a 60-40-1 record against the Bills.

The Bills and Patriots are playing for the 51st time in Buffalo where New England holds a 21-28-1 advantage.

This week's game will mark the 19th meeting between the two teams in the month of September, with the September series tied at nine games each.

BILLS-PATRIOTS SERIES HIGHS

Rushing Yards

Bills: 250, O.J. Simpson 9/16/73 @ NE

Patriots: 185, Jim Nance 9/24/67 @ BUF

Receiving Yards

Bills: 177, Eric Moulds 11/29/98 @ NE

Patriots: 158, Stanley Morgan 11/4/79 @ BUF

Passing Yards

Bills: 356, Jim Kelly 11/19/89 @ NE

Patriots: 380, Drew Bledsoe 9/11/94 @ NE

TALE OF THE TAPE - 2011 STATS

Bills	Category	Patriots
2-0	Record	2-0
79	Points Scored	73
42	Points Allowed	45
10	Touchdowns Scored	9
6	Touchdowns Allowed	6
3	Rushing TDs	2
7	Passing TDs	7
0	Return TDs	0
3	Rushing TDs Allowed	2
3	Passing TDs Allowed	4
0	Return TDs Allowed	0
1/7	Sacked/Yards Lost	3/14
1/0	Fumbles/Lost	0/0
2	Had Intercepted	1
3/4	Field Goals Made/Attempted	3/4
422.5	Average Yards Per Game	563.0
333.5	Opp. Average Yards Per Game	479.0
190.0	Average Rushing Yards Per Game	100.0
119.5	Opp. Avg. Rushing Yards Per Game	98.0
232.5	Average Passing Yards Per Game	463.0
214.0	Opp. Avg. Passing Yards Per Game	381.0
+3	Turnover Ratio	+4
33:54	Average Time of Possession	28:44
7/1/18	NFL Rank-Total Offense/Run/Pass	1/16/1
14/21/13	NFL Rank-Total Defense/Run/Pass	31/11/31
@ Cincinnati	Next Week	@ Oakland

CONNECTIONS - BILLS-PATRIOTS

Bills = bold italic; Patriots = bold

FORMER BILLS/PATRIOTS

- Bills rookie TE **Lee Smith** was a Patriots fifth-round draft pick in 2011 before joining Buffalo on 9/14/11.
- Patriots LS **Danny Aiken** entered the NFL as an undrafted rookie with the Buffalo Bills in 2011.

AREA CONNECTIONS

- Bills TE coach **Bob Bicknell** is a native of Holliston, MA, about 30 minutes from the Patriots' Gillette Stadium in Foxboro, MA. Bicknell was a three-year letterman at Boston College in Newton, MA, a half hour away from the stadium. He also coached at Boston University, about 40 minutes from Foxboro, from 1993-1997.
- Buffalo QB **Ryan Fitzpatrick** attended Harvard University in Cambridge, MA, about 20 miles from Gillette Stadium.
- Patriots TE brothers **Rob Gronkowski** and **Dan Gronkowski** are from Amherst, NY, a town just northeast of Buffalo.

NFL CONNECTIONS

- Bills DQC coach **Adrian White** played DB for New England in 1993. He also played for the New York Giants with Pats DL Coach **Pepper Johnson** when Patriots Head Coach **Bill Belichick** was their Defensive Coordinator.
- Bills DB coach **George Catavolos** and Patriots AHC/OL coach **Dante Scarnecchia** coached together for the Indianapolis Colts from 1989-1990.
- Bills QB **Ryan Fitzpatrick** played with Patriots WR **Chad Ochocinco** during the 2008 season in Cincinnati.
- Bills LB **Nick Barnett** teamed with Patriots LB **Tracy White** in Green Bay during the 2006-2008 seasons. Bills TE **David Martin** also was teammates with them during the 2006 season.
- Buffalo LB **Andra Davis** and FB **Corey McIntyre** (2005) were Cleveland Browns teammates of Patriots CB **Leigh Bodden** from 2003-2007.
- **Davis** also played in the back field on the Denver Broncos with Patriots S **Josh Barrett** for the 2009 season.
- Bills QB/WR **Brad Smith** played on the New York Jets offense with New England RB **Danny Woodhead** during the 2009 season.
- Buffalo S **Bryan Scott** and FB **Corey McIntyre** were teammates with Patriots LB **Rob Ninkovich** during the 2006 season with the New Orleans Saints.

COLLEGE CONNECTIONS

- Buffalo HC **Chan Gailey** (2002-07) held the same position at Georgia Tech and coached Patriots LB **Gary Guyton** (2004-07) during his entire Yellow Jacket career.
- Bills WR **Stevie Johnson** was a Kentucky teammate of Patriots DT **Myron Pryor**.
- As a freshman at Oregon State in 2000, Bills DE **Dwan Edwards** played with Patriots WR **Chad Ochocinco** during his last season.
- Bills FS **Jairus Byrd** and Patriots SS **Pat Chung** were teammates at Oregon.
- Bills TE **Scott Chandler** and Patriots LB **AJ Edds** played together at Iowa for one year during the 2006 season.
- Buffalo WR **David Nelson** and Patriots DE **Jermaine Cunningham**, TE **Aaron Hernandez** and LB **Brandon Spikes** all played together at Florida.
- Bills TE **David Martin** played at Tennessee with Patriots DE **Shawn Ellis** (1997-99) and DT **Albert Haynesworth** (1998-00).
- Buffalo DE **Marcell Dareus** played on the Alabama defense with Patriots DE **Brandon Deaderick** from 2008-2009. They won the 2010 BCS National Championship together.
- Bills rookie LB **Kelvin Sheppard** played at LSU with Patriots rookie RB **Stevan Ridley** from 2008-2009. Both were drafted in the third-round of the 2011 draft.



2011 BUFFALO BILLS FOOTBALL

Regular Season Week 3 | September 25, 2011 | 1:00 PM | Ralph Wilson Stadium | CBS-TV

GAILEY ENTERS YEAR TWO

Chan Gailey is in his second year as the head coach of the Buffalo Bills in 2011.

His reputation as an innovative offensive coach continued to flourish in 2010 as the Bills' offense was one of nine teams to feature a 3,000-yard passer, 1,000-yard receiver and a running back with over 1,000 yards from scrimmage.



GAILEY'S RECORD AS A COACH

NFL Head Coach record - reg. season (three seasons)...24-26
 NFL Head Coach record - postseason0-2
 NFL assistant record - regular season (13 seasons)... 124-82-1
 NFL assistant record - postseason12-9
 World League Head Coach (two seasons).....12-7-1
 College Head Coach (nine seasons).....68-43
 College assistant coach (nine seasons).....55-44-2
 Career Total (35 seasons).....295-213-4

SUCCESS IN THE RED ZONE

Buffalo's offense has converted eight of their 10 drives inside of the red zone during the 2011 season into touchdowns. With an 80.0 percent red zone touchdown efficiency mark, the Bills' offense ranks tied for first in the NFL through Week Two (NY Giants).

Below is a look at the leaders in red zone touchdown efficiency through the first two games:

NFL RED ZONE TOUCHDOWN EFFICIENCY - 2011

RK.		RZ DRIVES	RZ TDs	RZ TD %
1.	Buffalo	10	8	80.0
	NY Giants	5	4	80.0
3.	Oakland	8	6	75.0
4.	New England	11	8	72.7
5.	Atlanta	7	5	71.4

The Bills' eight touchdowns in the red zone and six passing scores inside the 20 are tied with New England as the most in the NFL.

BILLS ALL-TIME RECORD

	W	L	T	PCT.
Home Games	206	178	4	.536
Road Games	154	228	4	.404
Playoff Games - Home	10	3	0	.769
Playoff Games - Road	4	8	0	.333
Neutral Site Playoff Games	0	4	0	.000
TOTALS	374	421	8	.471

BILLS COACHES IN SECOND SEASON

Chan Gailey became the second head coach in team history to start off his second year at the helm of the Bills with a 2-0 record (Marv Levy, 1988).

Below is a chart of Bills head coaches and their records in their second season with the franchise:

Coach	Year	2nd Season Record
Buster Ramsey	1961	6-8-0 (4th AFL East)
Lou Saban	1963	7-6-1 (T-1st AFL East)
Joel Collier	1967	4-10-0 (T-3rd AFL East)
John Rauch	1970	3-10-1 (4th AFL East)
Chuck Knox	1979	7-9-0 (4th AFC East)
Kay Stephenson	1984	2-14-0 (5th AFC East)
Marv Levy	1988	12-4-0 (1st AFC East)
Wade Phillips	1999	11-5-0 (2nd AFC East)
Gregg Williams	2002	8-8-0 (4th AFC East)
Mike Mularkey	2005	5-11-0 (3rd AFC East)
Dick Jauron	2007	7-9-0 (2nd AFC East)
Chan Gailey	2011	2-0-0 (T-1st AFC East)

STRENGTH OF SCHEDULE

Based on 2010 regular season records, the Bills' 2011 opponents accumulated a record of 137-119-0 for a strength of schedule of .535 - the second highest winning percentage among team opponents in 2010. Below is a list of the Bills' 2011 opponents and their 2010 records:

OPPONENT	2010 REC.	2011 REC.
9/11 at Kansas City	10-6	0-2
9/18 OAKLAND	8-8	1-1
9/25 NEW ENGLAND	14-2	2-0
10/2 at Cincinnati	4-12	1-1
10/9 PHILADELPHIA	10-6	1-1
10/16 at New York Giants	10-6	1-1
10/30 WASHINGTON	6-10	2-0
11/6 NEW YORK JETS	11-5	2-0
11/13 at Dallas	6-10	1-1
11/20 at Miami	7-9	0-2
11/27 at New York Jets	11-5	2-0
12/4 TENNESSEE	6-10	1-1
12/11 at San Diego	9-7	1-1
12/18 MIAMI	7-9	0-2
12/24 DENVER	4-12	1-1
1/1 at New England	14-2	2-0
TOTAL	137-119-0 (53.5%)	18-14-0 (56.3%)

Below is a list of the NFL teams whose opponents have the highest winning percentage based on the 2011 regular season schedule:

RK	TEAM	SCHEDULE STRENGTH
1.	Carolina Panthers	.555 (142-114-0)
2.	Buffalo Bills	.535 (137-119-0)
T3.	Seven Teams	.520 (133-123-0)



2011 BUFFALO BILLS FOOTBALL

Regular Season Week 3 | September 25, 2011 | 1:00 PM | Ralph Wilson Stadium | CBS-TV

EDWARDS EYES 3-4 OVERHAUL

George Edwards is in his second season as the team's defensive coordinator. The Bills' defense held the Chiefs' offense to seven points and 213 yards of offense in Week One's win.

Below is a look at where the defense ranks through Week Two:



RANKINGS IN THE NFL (AFC)

- **Scoring Defense:** 21.0 points/game, T-9th in NFL (7th)
- **Passing Defense:** 214.0 pass yards/game, 13th in NFL (9th)
- **Total Defense:** 333.5 yards/game, 14th in NFL (8th)

DEFENSE LIMITING OPPONENT'S SCORING

Buffalo's defense ranks tied for ninth in the NFL, seventh in the AFC, with holding opponent's to 20.5 points per game.

NFL POINTS PER GAME ALLOWED - 2011

RK.	TEAM	PTS. PER GAME ALLOWED
T6.	Pittsburgh	17.5
	Washington	17.5
8.	Cincinnati	20.5
T9.	Buffalo	21.0
	Chicago	21.0

DeHAVEN RETURNS TO BUFFALO

In his second season as the team's Special Teams Coordinator, Bruce DeHaven's kickoff unit has forced opposing teams to begin their offensive drives at the 18.3 yard line - tied for the fourth-best average in the NFL:

2011 AVG. OPP. STARTING POS. AFTER KICKOFF

RK.	TEAM	OPP STARTING LINE.
1.	Tampa Bay	17.0
2.	Atlanta	17.8
3.	Chicago	18.2
T4.	Buffalo	18.3
	St. Louis	18.3

Buffalo's special teams unit also ranks first in the league with eight of their opponent's drives in 2011 beginning inside of their 20 yard line:

2011 OPPONENT DRIVES AFTER KICKOFF INSIDE 20

RK.	TEAM	INSIDE 20
1.	Buffalo	8
2.	New England	5
T3.	Five teams tied	4

MODKINS RUNNING THE 'O'

Curtis Modkins is in his second year as the team's Offensive Coordinator/Running Backs coach.

On Sunday vs. Oakland, Buffalo gained 481 yards of offense in the team's 38-35 come-from-behind win. In Week One at Kansas City, the team put together a 364-yard performance en route to 41 points and a 37:02 time of possession.



Below is a look at where the offense ranks through Week Two:

RANKINGS IN THE NFL (AFC)

- **Scoring:** 39.5, 1st in NFL
- **Rushing Yards Per Game:** 190.0 yards/game, 1st in NFL
- **First Downs/Game:** 28.5, 2nd in NFL (2nd)
- **Time of Possession:** 33:55, 5th in NFL (3rd)
- **Total Offense:** 422.5 yards/game, 7th in NFL (3rd)
- **3rd Down Efficiency:** 44.0%, T-9th in NFL (T-5th)

LIGHTING UP THE SCOREBOARD

The Bills rank first in the NFL with an average of 39.5 points per game:

NFL POINTS PER GAME - 2011

RK.	TEAM	POINTS PER GAME
1.	Buffalo	39.5
2.	Detroit	37.5
3.	New England	36.5
4.	Green Bay	36.0
5.	New Orleans	32.0

RUNNING DOWN THE FIELD

In 2011, Buffalo's offense leads the NFL with an average of 190.0 rushing yards per game:

NFL RUSHING YARDS PER GAME - 2011

RK.	TEAM	RUSH YARDS PER GAME
1.	Buffalo	190.0
2.	Philadelphia	184.5
3.	Minnesota	172.5
4.	Oakland	160.5
5.	Houston	152.5



2011 BUFFALO BILLS FOOTBALL

Regular Season Week 3 | September 25, 2011 | 1:00 PM | Ralph Wilson Stadium | CBS-TV

CAREER NUMBERS VS. NEW ENGLAND

QB RYAN FITZPATRICK

DATE	RESULT	ATT	CMP.	PCT.	YDS.	TD.	INT.	LG.	RT.
12/20/09	L, 10-17 (H)	25	17	68.0	178	1	1	29	85.1
9/26/10	L, 30-38 (A)	28	20	71.4	247	2	2	37T	92.4
12/26/10	L, 3-34 (H)	37	18	48.6	251	0	3	41	37.1
TOTALS	0-3	90	55	61.1	676	3	6	41	67.6

RB FRED JACKSON

DATE	RESULT	ATT	YDS.	AVG.	LG.	TD	REC.	YDS.	TD
11/18/07	L, 10-56 (H)	3	15	5.0	8	0	2	9	0
11/9/08	L, 10-20 (A)	4	14	3.5	5	0	2	11	0
12/28/08	L, 0-13 (H)	27	136	5.0	32	0	1	0	0
9/14/09	L, 24-25 (A)	15	57	3.8	16	0	5	83	1
12/20/09	L, 10-17 (H)	15	80	5.3	14	0	4	32	0
9/26/10	L, 30-38 (A)	4	8	2.0	5	0	0	0	0
12/26/10	L, 3-34 (H)	13	81	6.2	27	0	2	11	0
TOTALS	0-7	81	391	4.8	32	0	16	146	1

RB C.J. Spiller

DATE	RESULT	ATT	YDS.	AVG.	LG.	TD	REC.	YDS.	TD
9/26/10	L, 30-38 (A)	4	29	7.3	19	0	3	10	1
12/26/10	L, 3-34 (H)	6	30	5.0	7	0	2	54	0
TOTALS	0-2	10	59	5.9	19	0	5	64	1

KICK RETURNING

DATE	RESULT	KR	YDS	AVG	LG	TD
9/26/10	L, 30-38 (A)	5	189	37.8	95T	1
12/26/10	L, 3-34 (H)	5	84	16.8	22	0
TOTALS	0-2	10	273	27.3	95T	1

WR Stevie Johnson

DATE	RESULT	REC.	YDS.	AVG.	LG.	TD.	1ST.	YAC
11/9/08	L, 10-20 (A)	1	15	15.0	15	0	1	0
12/28/08	L, 0-13 (H)	0	0	-	-	0	0	0
9/26/10	L, 30-38 (A)	3	66	22.0	37T	1	3	25
12/26/10	L, 3-34 (H)	5	58	11.6	16	0	5	18
TOTALS	0-4	9	139	15.4	37T	1	9	43

WR Donald Jones

DATE	RESULT	REC.	YDS.	AVG.	LG.	TD.	1ST.	YAC
9/26/10	L, 30-38 (A)	0	0	-	-	0	-	-
12/26/10	L, 3-34 (H)	5	54	10.8	40	0	1	16
TOTALS	0-2	5	54	10.8	40	0	1	16

WR/PR Roscoe Parrish

DATE	RESULT	REC.	YDS.	AVG.	LG.	TD.	1ST.	YAC
10/30/05	L, 16-21 (A)	1	17	17.0	17	0	1	1
12/11/05	L, 7-35 (H)	1	5	5.0	5	0	0	1
9/10/06	L, 17-19 (A)	2	20	10.0	15	0	1	13
10/22/06	L, 6-28 (H)	0	0	---	---	0	0	0
9/23/07	L, 7-38 (A)	2	27	13.5	14	0	2	2
11/18/07	L, 10-56 (H)	1	47	47.0	47t	1	1	3
11/9/08	L, 10-20 (A)	4	31	7.8	14	0	3	6
9/14/09	L, 24-25 (A)	0	4	-	4	0	0	4
12/20/09	L, 10-17 (H)	1	10	10.0	10	0	0	13
12/26/10	L, 3-34 (H)	5	83	16.6	31	0	4	28
TOTALS	0-10	17	244	14.4	47T	1	12	67

PUNT RETURNING

DATE	RESULT	PR	FC	YDS	AVG	LG	TD
10/30/05	L, 16-21 (A)	3	0	33	11.0	16	0
12/11/05	L, 7-35 (H)	2	1	45	22.5	43	0
9/10/06	L, 17-19 (A)	1	0	0	0.0	0	0
10/22/06	L, 6-28 (H)	4	0	40	10.0	21	0
9/23/07	L, 7-38 (A)	0	0	0	0.0	0	0
11/18/07	L, 10-56 (H)	0	0	0	0.0	0	0
11/9/08	L, 10-20 (A)	0	2	0	-	-	0
9/14/09	L, 24-25 (A)	1	0	5	5.0	5	0
12/20/09	L, 10-17 (H)	1	0	20	20.0	20	0
9/26/10	L, 30-38 (A)	1	0	3	3.0	3	0
TOTALS	0-9	12	3	143	11.9	43	0

QB/WR/KR Brad Smith

DATE	RESULT	KR	YDS	AVG	LG	TD
11/13/08	W, 34-31 (A)	1	1	1.0	1	0
9/19/10	W, 28-14 (H)	1	15	15.0	15	0
12/6/10	L, 3-45 (A)	7	140	20.0	29	0
TOTALS	2-1	9	156	17.3	29	0

**All Games with New York Jets*

NT Kyle Williams

DATE	RESULT	TOT	TACK	ASST	SACK-YDS	FF/FR
9/10/06	L, 17-19 (A)	6	3	3	0-0	0/0
10/22/06	L, 6-28 (H)	3	2	1	0-0	0/0
9/23/07	L, 7-38 (A)	3	2	1	0-0	0/0
11/18/07	L, 10-56 (H)	3	2	1	0-0	0/0
11/9/08	L, 10-20 (A)	5	2	3	0-0	0/0
12/28/08	L, 0-13 (H)	6	6	0	1-5	0/0
9/14/09	L, 24-25 (A)	5	0	5	0-0	0/0
12/20/09	L, 10-17 (H)	3	3	0	0-0	0/0
9/26/10	L, 30-38 (A)	4	3	1	1-7	0/0
12/26/10	L, 3-34 (H)	4	3	1	0-0	0/0
TOTALS	0-10	42	26	16	2-12	0/0

LB Chris Kelsay

DATE	RESULT	TOT	TACK	ASST	SACK-YDS	FF/FR
9/7/03	W, 31-0 (H)	3	3	0	0-0	0/0
12/27/03	L, 0-31 (A)	4	3	1	0-0	0/0
10/3/04	L, 17-31 (H)	2	1	1	0-0	1/1
11/14/04	L, 6-29 (A)	3	2	1	1-4	0/0
10/30/05	L, 16-21 (A)	3	1	2	0.5-3.5	0/0
12/11/05	L, 7-35 (H)	3	2	1	0-0	0/0
9/10/06	L, 17-19 (A)	4	4	0	1-3	1/0
10/22/06	L, 6-28 (H)	5	4	1	1-9	0/0
9/23/07	L, 7-38 (A)	8	5	3	0-0	0/0
11/18/07	L, 10-56 (H)	2	2	0	0-0	0/0
11/9/08	L, 10-20 (A)	7	4	3	0-0	0/0
12/28/08	L, 0-13 (H)	7	5	2	0-0	0/0
9/14/09	L, 24-25 (A)	1	1	0	0-0	0/0
12/20/09	L, 10-17 (H)	6	3	3	0-0	0/0
9/26/10	L, 30-38 (A)	4	2	2	0-0	0/0
12/26/10	L, 3-34 (H)	3	1	2	1-9	0/0
TOTALS	1-15	65	43	22	4.5-28.5	2/1

CB Terrence McGee

DATE	RESULT	TOT	TACK	ASST	INT	PD
12/27/03	L, 0-31 (A)	6	5	1	0	0
10/3/04	L, 17-31 (H)	6	6	0	0	2
11/14/04	L, 6-29 (A)	3	3	0	0	1
10/30/05	L, 16-21 (A)	7	6	1	0	0
12/11/05	L, 7-35 (H)	7	6	1	0	1
9/10/06	L, 17-19 (A)	10	9	1	0	1
10/22/06	L, 6-28 (H)	6	4	2	0	0
11/18/07	L, 10-56 (H)	4	4	0	0	0
11/9/08	L, 10-20 (A)	6	6	0	0	2
12/28/08	L, 0-13 (H)	3	3	0	0	0
9/14/09	L, 24-25 (A)	6	5	1	0	0
12/20/09	L, 10-17 (H)	5	3	2	0	2
9/26/10	L, 30-38 (A)	4	3	1	0	0
12/26/10	L, 3-34 (H)	0	0	0	0	0
TOTALS	0-14	73	63	10	0	9

BILLS VS. BRADY

Buffalo has registered 34 sacks and 12 interceptions against New England QB Tom Brady which rank the Bills' defense second in both categories (Miami - 35 sacks and 17 interceptions).



2011 BUFFALO BILLS FOOTBALL

Regular Season Week 3 | September 25, 2011 | 1:00 PM | Ralph Wilson Stadium | CBS-TV

FITZ SLINGING THE BALL

QB Ryan Fitzpatrick drove the Bills back from a 21-3 halftime deficit on Sunday to defeat the Raiders, 38-35. Fitzpatrick threw three second-half touchdown passes and completed 28-of-46 passes for 264 yards with an interception for a 89.4 QB rating.

Fitzpatrick joins Jim Kelly (8 - 1991) to become the second quarterback in team history to throw seven or more touchdowns in the first two games of a season.

Below is a look at where Fitzpatrick ranks among the top quarterbacks through Week One:



RANKINGS IN THE NFL (AFC)

- **Touchdown Passing Percent:** 9.9, 1st in NFL
- **Touchdown Passes:** 7, T-1st in NFL
- **Quarterback Rating:** 109.6, 6th in NFL (2nd)
- **Percent of Passes for First Downs:** 42.3, T-6th in NFL (T-5th)

2011 NFL LEADING PASSERS - QB RATING

RK.	QB. TEAM	ATT	COMP	YDS	TD	INT	RATING
1.	Brady, NE	88	63	940	7	1	128.0
2.	Rodgers, GB	65	46	620	5	0	126.4
3.	Brees, NO	86	58	689	6	0	114.9
4.	Stafford, DET	72	47	599	7	2	112.0
5.	Kolb, ARI	57	35	560	4	1	110.3
6.	Fitzpatrick, BUF	71	45	472	7	1	109.6

SETS CAREER-HIGH QB RATING IN 2011 SEASON OPENER

Fitzpatrick made his first Kickoff Weekend start in his seven-year career on September 11th and led the NFL with a personal-best 133.0 QB rating. The Harvard product completed 17 of 25 passes for 208 yards and matched a career-high with four touchdowns.

ECLIPSES 7,000 PASSING YARDS

In his NFL career, Fitzpatrick has thrown for 7,576 passing yards on 724-of-1,246 passes along with 51 touchdowns and 43 interceptions.

Fitzpatrick eclipsed the 7,000 passing yard plateau in Week 16's game vs. New England in 2010.

FITZPATRICK IN BILLS BOOKS

Fitzpatrick ranks sixth in team history with 39 touchdown passes after posting three in Sunday's win against Oakland.

He moved into sixth place with his third four-touchdown performance of his Bills career in Week One.

MOST PASSING TOUCHDOWNS - BILLS

RK.	BILLS	PASSING TDs
1.	Jim Kelly, 1986-94	237
2.	Joe Ferguson, 1973-84	181
3.	Jack Kemp, 1962-69	77
4.	Drew Bledsoe, 2002-04	55
5.	Doug Flutie, 1998-2000	47
6.	Ryan Fitzpatrick, 2009-	39

Fitzpatrick has completed 427-of-739 passes in his Bills career for a completion mark of 57.78% - ranking as the seventh-highest among Bills quarterbacks:

HIGHEST COMPLETION PERCENTAGE - BILLS

RK.	BILLS	CMP-ATT	PCT.
5.	Drew Bledsoe, 2002-04	905-1,531	59.11
6.	Frank Reich, 1985-94	222-377	58.89
7.	Ryan Fitzpatrick, 2009-	427-739	57.78

With 427 completions in his Buffalo tenure, Fitzpatrick ranks ninth in team history on the completions chart:

MOST PASS COMPLETIONS - BILLS

RK.	BILLS	COMPLETIONS
6.	J.P. Losman, 2004-08	558
7.	Trent Edwards, 2007-10	535
8.	Dennis Shaw, 1970-73	485
9.	Ryan Fitzpatrick, 2009-	427
10.	Rob Johnson, 1998-2001	401

His 4,894 passing yards since joining the Bills in 2009 place Fitzpatrick ninth on the all-time list:

MOST PASSING YARDS - BILLS

RK.	BILLS	PASSING YDs
6.	Dennis Shaw, 1970-73	6,286
7.	J.P. Losman, 2004-08	6,211
8.	Trent Edwards, 2007-10	5,739
9.	Ryan Fitzpatrick, 2009-	4,894
10.	Rob Johnson, 1998-2001	4,798



2011 BUFFALO BILLS FOOTBALL

Regular Season Week 3 | September 25, 2011 | 1:00 PM | Ralph Wilson Stadium | CBS-TV

JOHNSON: WHY SO SERIOUS

WR Stevie Johnson caught a touchdown for the second straight game on Sunday and finished with eight receptions for 96 yards. On the season, Johnson has 12 catches for 162 yards with two touchdowns.



JOHNSON'S 2011 TOUCHDOWN STREAK

With touchdown catches in back-to-back games to start the season, Johnson and TE Scott Chandler are the first Bills to haul in scoring grabs in each of the first two games of a season since Eric Moulds (2004, Games 1-3).

100 CATCHES IN CAREER

Johnson became the 40th player in team history to cross the 100 catch plateau of a Bills career on Sunday with his second catch.

JOHNSON SINCE 2010

In 2010, Johnson produced team and personal-bests of 82 catches for 1,073 receiving yards and 10 touchdowns.

Johnson's 12 touchdown grabs since 2010 are tied for fifth in the NFL.

NFL RECEIVING TOUCHDOWN LEADERS: 2010 - CURRENT

RK.	PLAYER, Team	REC.	YDS	TDs
1.	Calvin Johnson, DET	86	1,237	16
2.	Dwayne Bowe, KC	79	1,280	15
3.	Greg Jennings, GB	85	1,409	14
4.	Rob Gronkowski, NE	52	718	13
T5.	Stevie Johnson, BUF	94	1,235	12
	Kenny Britt, TEN	56	1,046	12
	Hakeem Nicks, NYG	89	1,189	12
	Jeremy Maclin, PHI	84	1,155	12
	Mike Williams, TB	70	1,010	12

Since 2010, Johnson's 94 receptions are fifth-most in the AFC:

AFC RECEPTIONS LEADERS: 2010 - CURRENT

RK.	PLAYER, Team	REC.	YDS
1.	Reggie Wayne, IND	122	1,527
2.	Wes Welker, NE	101	1,089
3.	Andre Johnson, HOU	100	1,404
4.	Brandon Marshall, MIA	99	1,232
5.	Stevie Johnson, BUF	94	1,235

MORE JOHNSON SINCE '10

THIRD-DOWN SUCCESS

Johnson has caught 32 passes for 455 yards and four touchdowns on third-down plays since 2010. His catches and yardage totals on third-downs rank second in the NFL since 2010:

NFL 3rd DOWN RECEIVING YARDS LEADERS 2010 - CURRENT

RK.	PLAYER, Team	REC.	YDS	TD
1.	Roddy White, ATL	39	517	6
2.	Stevie Johnson, BUF	32	455	4
3.	Danny Amendola, STL	31	332	2

HOMEFIELD ADVANTAGE AMONG AFC WIDEOUTS

Johnson ranks fourth in the AFC with 50 receptions in home games since the 2010 season:

AFC HOME GAME RECEPTION LEADERS 2010 - CURRENT

RK.	PLAYER, Team	REC.	YDS	AVG
1.	Brandon Marshall, MIA	60	774	12.9
2.	Reggie Wayne, IND	57	654	11.5
3.	Davone Bess, MIA	52	599	11.5
4.	Stevie Johnson, BUF	50	563	11.3
5.	Andre Johnson, HOU	49	662	13.5

ROAD GAME SUCCESS

Eight of Johnson's 12 touchdown catches since 2010 have occurred on the road, tying for the second-most touchdown catches in away contests:

NFL AWAY GAME RECEIVING TOUCHDOWN LEADERS 2010 - CURRENT

RK.	PLAYER, Team	REC.	YDS	TD
1.	Jeremy Maclin, PHI	48	633	9
T2.	Stevie Johnson, BUF	44	672	8
	Dwayne Bowe, KC	51	762	8
	Rob Gronkowski, NE	33	395	8
	Mile Austin, DAL	44	719	8

Johnson has recorded 10 catches for 25-plus yards in away games since 2010 for the second-most 25-plus yard receptions in road games:

NFL AWAY GAME 25-PLUS YARD CATCHES 2010 - CURRENT

RK.	PLAYER, Team	REC.	YDS	25-PLUS
1.	DeSean Jackson, PHI	30	821	13
T2.	Stevie Johnson, BUF	44	672	10
	Miles Austin, DAL	44	719	10
	Brandon Lloyd, DEN	43	756	10



2011 BUFFALO BILLS FOOTBALL

Regular Season Week 3 | September 25, 2011 | 1:00 PM | Ralph Wilson Stadium | CBS-TV

WR NELSON UNDRAFTED SUCCESS

Second-year wideout David Nelson scored the game-winning touchdown on a six-yard reception with 14 seconds remaining on Sunday vs. Oakland. He finished Sunday's game with a career-best 10 receptions for 83 yards.

Nelson ranks tied for fourth among wide receivers with 14 catches on the season for 149 yards:

NFL RECEIVING LEADERS - 2011

RK.	PLAYER, Team	REC.	YDS	TDs
1.	Mike Wallace, PIT	16	233	1
T2.	Deion Branch, NE	15	222	0
	Wes Welker, NE	15	241	2
T4.	David Nelson, BUF	14	149	1
	Five Others Tied	14		

CHANDLER CATCHES ON

TE Scott Chandler caught his third touchdown of the season on Sunday, giving Buffalo a 31-28 lead in the fourth quarter.

With two touchdowns in Week One at Kansas City, Chandler is the first Bills tight end with a touchdown streak since 2006 (Robert Royal, Games 12-14) and the third tight end in team history to record a touchdown in each of the first two games of a season (Reuben Grant, 1978 and Jay Riemersma, 1997).

Chandler is third in the NFL through the first two games among tight ends with three touchdown catches:

NFL TIGHT END TOUCHDOWN LEADERS - 2011

RK.	PLAYER, Team	REC.	YDS	TDs
T1.	Scott Chandler, BUF	7	79	3
	Rob Gronkowski, NE	10	172	3
T3.	Six played tied			2



THRILLER SPILLER

Second-year RB/KR C.J. Spiller set a career-high with 63 rushing yards on Sunday, including a career-long scamper of 26 yards in the fourth quarter.

Spiller scored the first rushing touchdown of his career in Week One on a nine-yard run, finishing the game with 16 yards on five carries and a five yard reception.



JACKSON LEADING THE CHARGE


RB Fred Jackson eclipsed 100 yards rushing for the second straight game on Sunday, leading the Bills with 117 yards on the ground and two touchdowns.

He joins O.J. Simpson (1973, 1975) and Thurman Thomas (1991) as the third running back in team history to produce 100 yards or more in each of the first two games of a season.

At Kansas City in Week

One, Jackson posted a game-high 112 rushing yards on 20 carries - the first 100-yard rushing game by a Bills running back in a season-opener since 2005 (Willis McGahee).

Below is a look at where Jackson ranks through Week Two in the NFL:



RANKINGS IN THE NFL (AFC)

- **Rushing Yards:** 229, 1st in NFL
- **Rushing Average:** 6.5, 5th in NFL (1st)
- **Scrimmage Yards:** 257, 6th in NFL (3rd)

2011 NFL RUSHING YARDS LEADERS

RK.	PLAYER	ATT-YDS	AVG.	TDs
1.	Fred Jackson, BUF	35-229	6.5	2
2.	Darren McFadden, OAK	42-222	5.3	1
3.	Ben Tate, HOU	47-219	4.7	1
4.	Adrian Peterson, MIN	41-218	5.3	2
5.	LeSean McCoy, PHI	33-217	6.6	3

2011 NFL RUSHING AVERAGE LEADERS

RK.	BILLS	RUSH-YDS	AVG.
1.	Michael Vick, PHI	17-122	7.2
2.	Michael Turner, ATL	31-214	6.9
3.	James Starks, GB	21-142	6.8
4.	LeSean McCoy, PHI	33-217	6.6
5.	Fred Jackson, BUF	35-229	6.5

JACKSON IN BILLS BOOKS

Jackson ranks second in team history among running backs with 200-plus carries with a 4.53 rushing average:

HIGHEST RUSHING AVERAGE - BILLS

RK.	BILLS	RUSH-YDS	AVG.
1.	O.J. Simpson	2,123-10,183	4.80
2.	Fred Jackson	682-3,089	4.53
3.	Cookie Gilchrist	676-3,056	4.52

Jackson ranks seventh in team history with 3,089 rushing yards:

MOST RUSHING YARDS - BILLS

RK.	BILLS	RUSHING YDS
6.	Willis McGahee, 2004-06	3,365
7.	Fred Jackson, 2007-	3,089
8.	Cookie Gilchrist, 1962-64	3,056



2011 BUFFALO BILLS FOOTBALL

Regular Season Week 3 | September 25, 2011 | 1:00 PM | Ralph Wilson Stadium | CBS-TV

JACKSON AMONG UNDRAFTEDS

Jackson's career total of 3,089 rushing yards ranks sixth-most among undrafted players who began their careers since the modern era in 1970:

1970-CURRENT NFL UNDRAFTED RUSHING LEADERS

RK.	PLAYER	ATT-YDS	AVG.	TDs
1.	Priest Holmes (1997-2007)	1,780-8,172	4.6	86
2.	Willie Parker (2004-09)	1,253-5,378	4.3	24
3.	Ryan Grant (2007-present)	790-3,457	4.4	23
4.	Doug Kotar (1974-81)	900-3,380	3.8	20
5.	Dominic Rhodes (2001-08)	777-3,114	4.0	26
6.	Fred Jackson (2007-present)	682-3,089	4.5	12

JACKSON DURABILL

Jackson has appeared in a stretch of 57 consecutive games at running back - third-longest streak in NFL among active NFL running backs.

PARRISH A DUAL THREAT

Before leaving Sunday's game in the second quarter with an ankle injury, WR/PR Roscoe Parrish caught one pass for 16 yards.

PARRISH AMONG NFL'S ALL-TIME BEST

Parrish ranks seventh on the NFL's all-time punt return average list with a 12.01 career average.

NFL ALL-TIME PUNT RETURN LEADERS

RANK	PLAYER	YEARS PLAYED	AVG
1.	George McAfee	1940-50	12.78
2.	Jack Christiansen	1951-58	12.75
3.	Claude Gibson	1961-65	12.55
4.	Devin Hester	2006-present	12.36
5.	Bill Dudley	1942,45-51, 53	12.22
6.	Rick Upchurch	1975-83	12.13
7.	Roscoe Parrish	2005 -	12.01

Parrish led the NFL in punt return average in consecutive seasons (2007-2008) - a feat which has never been accomplished before in league history.

Since 2007, Parrish is tied for tops in the league in punt return average:

NFL PUNT RETURN LEADERS (since 2007) min. 40 PR

RK.	PLAYER, Team	AVG
1.	Devin Hester, CHI (133-1,610)	12.11
2.	Roscoe Parrish, BUF (89-1,072)	12.04
3.	Danny Amendola, STL (72-812)	11.28

BARNETT SIDELINE-TO-SIDELINE

Newly acquired inside linebacker Nick Barnett led the defense on Sunday with 14 total tackles, tying as the second-most in his career.

Barnett plays with an edge and a find-the-way-to-the-ball mentality which paid off in Week Two. Barnett forced a fumble on Raiders RB Darren McFadden that was recovered by fellow LB Danny Batten. Buffalo scored a touchdown on the ensuing possession, to put the Bills within four points.

Through Week Two, Barnett ranks tied for sixth in the AFC with 18 total tackles:



AFC LEADING TACKLERS - 2011

RK.	PLAYER/TEAM	POS	TOTAL TACKLES
T1.	Lardarius Webb, BAL	CB	21
	Pat Angerer, IND	LB	21
3.	Lawrence Timmons, PIT	LB	20
T4.	D'Qwell Jackson, CLE	LB	19
	Wesley Woodyard, DEN	LB	19
T6.	Nick Barnett, BUF	LB	18
	Four other plays		18

FLORENCE COVERS GROUND

CB Drayton Florence picked off Chiefs QB Matt Cassell in Week One - marking the 15th interception in his career.

Since 2010, Florence ranks seventh among AFC cornerbacks with 18 passes defended:

RK.	PLAYER/TEAM	PD
1.	Brandon Carr, KC	26
2.	Joe Haden, CLE	23
3.	Antoine Cason, SD	20
T4.	Antonio Cromartie, NYJ	19
	Brandon Flowers, KC	19
	Devin McCourty, NE	19
7.	Drayton Florence, BUF	18

FLORENCE FOUNDATION RAFFLE TO BENEFIT BUFFALO MILITARY FAMILIES

The Drayton Florence Foundation has announced a raffle for a game day experience package with proceeds going to help military families in the Buffalo area. The raffle is being conducted online at www.gamedayraffle29.com and kicks off today, the 10th anniversary of the September 11th tragedy. For just \$10, you and a guest are entered into a drawing for a chance to watch the Buffalo Bills game on October 9, 2011 against the Philadelphia Eagles in style! The winner will be selected on Friday, September 30th and only 1000 tickets will be sold.



2011 BUFFALO BILLS FOOTBALL

Regular Season Week 3 | September 25, 2011 | 1:00 PM | Ralph Wilson Stadium | CBS-TV

WILLIAMS ADDED TO PRO BOWL

NT Kyle Williams was selected to his first Pro Bowl roster in 2011 after a 2010 season that featured a career-best 5.5 sacks and 77 tackles (54 solo), finishing second among NFL defensive linemen:



RK.	PLAYER/TEAM	POS	TOTAL TACKLES
1.	Ahtyba Rubin, CLE	NT	82
2.	Kyle Williams, BUF	NT	77
3.	Justin Tuck, NYG	DE	76

WILLIAMS GETS TO THE QB

With 5.5 sacks on in 2010, Williams ranked tied for seventh among NFL interior defensive linemen according to statspass.com:

RK.	PLAYER/TEAM	SACKS-YARDS
1.	Ndamukong Suh, DET	10.0-47.5
2.	Israel Idonije, CHI	8.0-66.5
3.	Tommy Kelly, OAK	7.0-36.5
4.	B.J. Raji, GB	6.5-49.5
T5.	Sedrick Ellis, NO	6.0-48
	Fred Robbins, STL	6.0-32
7.	Kyle Williams, BUF	5.5-27
	Antonio Garay, SD	5.5-36
	Haloti Ngata, BAL	5.5-43
	Mike Wright, NE	5.5-36.5

A FORCE IN THE MIDDLE

Since entering the NFL in 2006, Williams ranks fourth with 293 total tackles among defensive linemen according to statspass.com:

RK.	PLAYER/TEAM	TACKLES	SOLO	ASST
1.	Justin Smith, CIN-SF	360	250	110
2.	Trent Cole, PHI	332	252	80
3.	Jared Allen, KC-MIN	311	252	59
4.	Kyle Williams, BUF	291	193	98
5.	Aaron Kampman, GB-JAC	282	200	82

EDWARDS ON THE END

DE Dwan Edwards tallied 57 tackles in 2010 in 11 games played and started in 2010, before suffering a season-ending injury in Week 12. At the time of being placed on IR, his 57 tackles ranked second among defensive linemen according to stats compiled on NFL.com:

DEFENSIVE LINEMEN TACKLES - WEEKS 1-12

RK.	PLAYER/TEAM	POS	TOTAL TACKLES
1.	Kyle Williams, BUF	NT	60
2.	Dwan Edwards, BUF	DE	57
3.	Justin Tuck, NYG	DE	56

'LIGHTS OUT' MERRIMAN ADDED TO 'D'

Shawne Merriman signed a contract extension with the Bills on January 1st, after joining the team off waivers in November of 2010.

With 55 starts in 62 games since entering the NFL as a first-round (12th overall) draft choice of San Diego in 2005, Merriman has totaled 231 tackles (177 solo) and 43.5 sacks.

His 43.5 sacks since the 2005 season rank eighth among NFL linebackers.

The Maryland product posted 39.5 sacks in his first three seasons which led the league in that time span.



DEFENSIVE NOTES

SEARCY SEALS COMEBACK WIN VS. RAIDERS

Rookie CB Da'Norris Searcy intercepted a Raiders QB Jason Campbell Hail Mary pass as the game expired in Buffalo's end zone on Sunday, giving Buffalo a 38-35 win.

Searcy is the only NFL rookie defensive back with an interception through Week Two.

BATTEN SCOOPS UP FUMBLE

LB Danny Batten recorded the first fumble recovery of his career on Sunday, forced by LB Nick Barnett on Raiders RB Darren McFadden.

Batten's recovery was turned into a Bills touchdown, giving the team a 21-17 lead in the third quarter.

BYRD RECORDS DOUBLE DIGIT TACKLES

FS Jairus Byrd finished second on the team with 10 total tackles on Sunday. His 10 tackle performance marked his third double-digit tackle game of his career.

BILLS UNVEIL NEW UNIFORMS

Buffalo will sport a new look in 2011. The Bills - the only NFL team to change their uniform in 2011 - unveiled new uniforms which incorporate the team's storied history along with a dynamic design.

The Bills' new uniforms marks the team's 15th different look, including their throwback jersey (2005) and AFL 50th Anniversary jersey (2009). The Bills have had five major uniform changes and many other minor changes over the years.





2011 BUFFALO BILLS FOOTBALL

Regular Season Week 3 | September 25, 2011 | 1:00 PM | Ralph Wilson Stadium | CBS-TV

LINDELL AMONG MOST CONSISTENT

K Rian Lindell converted a 25-yard field goal on Sunday.

In 2010, Lindell went 16-for-21 on field goal attempts and connected on 31-of-32 PATs to finish with 78 points.

Lindell has 194 field goals made with the Bills, which ranks second in team history (Steve Christie, 234).



LINDELL ONE OF THE BEST IN NFL INSIDE 40 YARDS SINCE 2006

Since 2006, Lindell's field goal percentage inside 40 yards is fourth in the League among active kickers. He is one of only four active kickers with just three misses inside 40 yards since 2006 (min. 60 FGM).

Below is a list of the best percentages on all field goals inside the 40 since the 2006 season (minimum 60 FGM).

RK.	PLAYER, TEAM	FG'S	%
1.	Matt Bryant, ATL	86-88	97.7%
2.	John Kasay, CAR	75-77	97.4%
3.	Nate Kaeding, SD	93-96	96.9%
4.	Rian Lindell, BUF	86-89	96.6%

LINDELL WITH THE BILLS

In his nine-year career with the Bills, Lindell has set the following records.

- Career Field Goal % - 82.90 (194-234)
- Most consecutive PATs - 225
- Single season Field Goal % - 92.00 (23-25) in 2006
- Most Consecutive Field Goals - 18 (10/21/07 - 12/9/07)

BILLS SCORING LIST - LINDELL RANKS SECOND

Lindell ranks second on the Bills all-time scoring list with 825 points. He only trails Steve Christie's franchise-mark of 1,011.

RK.	PLAYER	POINTS
1.	Steve Christie K 1992-2000	1,011
2.	Rian Lindell K 2003 -	833
3.	Scott Norwood K 1985-91	670

LINDELL SETS BILLS PAT RECORD

Lindell holds the longest PATs made streak in Bills history.

RK.	PLAYER	PATs (Years)
1.	Rian Lindell	225 (2003-2010)
2.	Steve Christie	172 (1995-2000)

MOORMAN AMONG NFL's BEST

P Brian Moorman finished Sunday's game with a 40.0 net average on two punts.

MOORMAN IN 2010

Moorman finished 2010 with 75 punts for 3,181 yards, a 42.4-yard average, a long of 61 yards and 17 inside the 20 this season.



MOORMAN SETS BILLS' RECORD FOR PUNTS

In the final game of the 2010 season, Moorman set a new Bills' record for career punts with 775 in his 10-year stint with the team. He passed Chris Mohr (769) to take over the top spot.

MOORMAN INSIDE THE 20 NFL RANKINGS SINCE 2006

Since 2006, Moorman has 129 punts inside the 20, which is tied for 10th in the NFL over that time span.

RK.	PLAYER	In 20
1.	Dustin Colquitt, KC	153
2.	Sam Koch, BAL	150
3.	Chris Kluwe, MIN	145
4.	Brad Maynard, CHI	144
5.	Andy Lee, SF	143
6.	Shane Lechler, OAK	136
7.	Donnie Jones, STL	134
T8.	Jason Baker, CAR	130
	Ben Graham, ARI	130
T10.	Brian Moorman, BUF	129
	Michael Koenen, ATL-TB	129

MOORMAN NET PUNTING AVERAGE SINCE 2005

Moorman's net punting average since the 2005 season is 38.6, which ranks tied for fifth in the NFL over that time span (min. 240 punts).

RK.	PLAYER	NET AVG.
1.	Shane Lechler, OAK	40.3
2.	Donnie Jones, STL	39.5
T3.	Mat McBriar, DAL	39.0
	Andy Lee, SF	39.0
T5.	Brian Moorman, BUF	38.6
	Dustin Colquitt, KC	38.6

MOORMAN'S RANKS IN BILLS RECORD BOOKS

- Punts (career) - 782
- Highest punting average (career) - 43.56
- Longest punt - 84 yards (12/22/02 at GB)
- Highest punting average (season) - 46.58 in 2009
- Highest punting average (game) - 57.83 (10/8/06)
- Punts inside 20 (career) - 222
- Punts inside 20 (season) - 33 in 2006 (shared w/ J. Kidd (85)
- Punts inside 20 (game) - 5 (last 9/28/08); tied for lead



2011 BUFFALO BILLS FOOTBALL

Regular Season Week 3 | September 25, 2011 | 1:00 PM | Ralph Wilson Stadium | CBS-TV

ROSTER FACTS

Oldest Bills Player: P Brian Moorman, 35, Born 2/5/1976

Youngest Bills Player: CB Aaron Williams, 21, Born 4/23/1990

Heaviest Bills Player: DE Kellen Heard, 346 lbs.

Lightest Bills Player: P Brian Moorman, 172 lbs.

Tallest Bills Player: OL Erik Pears and Sam Young, 6-8

Shortest Bills Player: CB Terrence McGee and Roscoe Parrish 5-9

Coaches who played in the NFL: 1, Adrian White

Most Seasons with the Bills: P Brian Moorman, 11 seasons

Most NFL seasons: K Rian Lindell, 12 seasons

Closest to Home: QB/WR Brad Smith - Youngstown, OH - 182 miles

Furthest from Home: LG Andy Levitre - Santa Cruz, CA - 2,706 miles

States producing the most Bills: Florida, 6: LB Andra Davis, CB Drayton Florence, FB Corey McIntyre, WR Roscoe Parrish, LS Garrison Sanborn, RB C.J. Spiller; Texas, 6: TE Scott Chandler, RB Fred Jackson, WR David Nelson, DE Kellen Heard, CB Terrence McGee, CB Aaron Williams

Colleges with the most Bills: Oregon State, 3: LB Nick Barnett, DE Dwan Edwards and OL Andy Levitre

Bills from NCAA Division II or III colleges: 3 - CB Drayton Florence (Tuskegee, II), RB Fred Jackson (Coe College, III), and P Brian Moorman (Pittsburgh State, II)

Former Bills 1st round picks: 4 - DT Marcell Dareus, CB Leodis McKelvin, RB C.J. Spiller, RG Eric Wood

Pro Bowlers: 5 - FS Jairus Byrd, CB Terrence McGee, LB Shawne Merriman, P Brian Moorman, NT Kyle Williams

Bills with playoff experience: 9 - LB Nick Barnett, LB Andra Davis, DE Dwan Edwards, CB Drayton Florence, DT Spencer Johnson, TE David Martin, LB Shawne Merriman, S Bryan Scott, QB Brad Smith

Bills with Super Bowl rings: 1 - LB Nick Barnett

BET YOU DIDN'T KNOW...

- CB **Leodis McKelvin** and RB **C.J. Spiller** switched numbers this offseason. **McKelvin** will wear No. 21 and **Spiller** will wear No. 28. **Spiller** wore No. 28 during his illustrious college career at Clemson. His number was retired at Clemson last season.
- LB **Shawne Merriman** spent six weeks in the offseason participating in mixed martial arts training with FOXSports reporter Jay Glazer this offseason.
- Formers Bills **Darryl Talley**, **Steve Christie** and **Gabe Northern** all visited camp this year. Talley, who hopes to start a career in coaching, spent a week with the team's coaching staff after talking to Head Coach Chan Gailey about the opportunity. Northern took in a few days of practice before he started his first year as defensive line coach at Prairie View A&M. Christie caught up with his former Special Teams Coordinator Bruce DeHaven and worked with the team's kickers.
- New arrivals – **Ryan Fitzpatrick** and his wife had their third child and first daughter (Lucy Violet) on March 11; **Kyle Williams** and his wife had their third child and first son (Harrison Reed) in February; Rookie RB **Johnny White** and his girlfriend had a son (Caison) on July 29, the same day White signed his Buffalo Bills contract. He flew back to Asheville, NC for the child's birth and flew back to Rochester for the start of training camp on July 30th. TE **Scott Chandler** and his wife had their second daughter, Vayda, in August.
- WR **Stevie Johnson** has signed a sponsorship deal with eyeblack.com. Johnson's eye black strips feature his signature FlyGuy hand gesture that mimics the shape of a bird's wings and it signifies the positive, uplifting personal philosophy that Stevie lives by. Designs are available at eyeblack.com/steviejohnson.
- LB **Nick Barnett** has a music recording studio in his home and owns a recording company called Clarity Records. He has a personal collection of over 1,000 vinyl albums. He hosted a hip-hop radio show on the college radio station at Oregon State.
- WR **David Nelson** posted a top 10 list on the dos and don'ts for rookies at training camp on his twitter feed (@DavidNelson86). The list was featured on ESPN2's First Take on Tuesday, August 2nd.
- Asst. to the Head Coach **Daryl Daye** will assist Dave Wannstedt in coaching inside linebackers and Bruce DeHaven in coaching special teams... This summer, Daye also assisted the Tom Sartori Band in writing the 'Red, White & Blue' song performed during the team's uniform unveiling on June 24th.
- Three Buffalo Bills position groups have dubbed nicknames for themselves – Offensive line = Wolfpack; Linebackers = Bills Mafia; Wide receivers = Goon Squad.



2011 BUFFALO BILLS FOOTBALL

Regular Season Week 3 | September 25, 2011 | 1:00 PM | Ralph Wilson Stadium | CBS-TV

WELCOME TO BUFFALO - FREE AGENT SIGNINGS



LB Nick Barnett: Has started all 109 career games played since entering the NFL as a first-round draft choice (29th overall) by Green Bay in 2003... 6-2, 236-pound Oregon State product has 15.5 career sacks and seven fumble recoveries

LB Kirk Morrison: Started 95 of 98 games played since entering the NFL as a third-round (78th overall) draft choice of Oakland in 2005... Totaled 763 (573 solo) tackles, 5.0 sacks, seven interceptions and 18 passes defended... 6-2, 240-pound San Diego State product played for Oakland (2005-09) before being acquired by Jacksonville in 2010 via trade

QB/WR Brad Smith: Finished the 2010 season second in the NFL with a 28.6 kickoff return average (50-1,432) and carried the ball 38 times for 299 yards with a touchdown... 6-2, 210-pound Missouri product entered the NFL as a fourth-round (103rd overall) draft pick of the Jets in 2006 and has played in 76 career games

TE Lee Smith: Entered the NFL as a fifth-round (159th overall) draft choice of New England in 2011. The 6-6, 269-pound tight end started 24 of 48 games at Marshall and recorded 75 catches for 791 yards and three touchdowns

QB Tyler Thigpen: Re-joins Chan Gailey after setting career-highs in 2008 in Kansas City (Gailey - Offensive Coordinator), completing 230-of-420 passes for 2,608 yards with 18 touchdowns and 12 interceptions... 6-1, 224-pound Coastal Carolina product entered the NFL as a seventh-round (217th overall) draft pick of Minnesota in 2007.

OL Sam Young: A 6-8, 322-pound Notre Dame product, was selected in the sixth-round (179th overall) by Dallas in 2010 and appeared in two games with the Cowboys. Young set the Irish school record for the most consecutive games started with 50 (2006-09).



DRAFT PICK NOTES



DE Marcell Dareus: (1st round-3rd overall)-Started 15-of-33 games at Alabama and totaled 70 tackles (40 solo), adding 11.0 sacks. Was a 2010 All-Southeastern Conference first-team selection...

CB Aaron Williams: (2nd round-34th overall)-Totaled 106 tackles (64 solo) and added 3.0 sacks, four interceptions and 24 pass break-ups in 37 games with 23 starts at Texas. Led the Longhorns with 13 passes defended in 2010...

LB Kelvin Sheppard: (3rd round-68th overall)-A three-year starter at Louisiana State, played in 53 games with 30 starts and finished ninth in school history with 311 tackles. Posted a Southeastern Conference third-best 116 tackles (46 solo) in 2010 en route to first-team SEC accolades...

DB Da'Norris Searcy: (4th round-100th overall)-Started 23-of-48 games at North Carolina and totaled 106 tackles (64 solo) and five interceptions. Added 35 punt returns for 440 yards (12.57 avg.) and returned 20 kickoffs for 484 yards (24.2 avg.)...

T Chris Hairston: (4th round-122nd overall)-Started 36-of-47 games played at Clemson. The 6-7, 325-pound offensive lineman was a first-team All-Atlantic Coast Conference selection in 2010...

RB Johnny White: (5th round-133rd overall)-Led North Carolina with 720 rushing yards on 130 carries and seven touchdowns in 2010. Totaled 1,262 rushing yards on 246 carries with eight touchdowns and 47 catches for 510 yards with one score in his Tar Heel career...

LB Chris White: (6th round-169th overall)-Finished fourth in the Southeastern Conference in 2010 with 105 tackles at Mississippi State and was a second-team conference selection. **DB Justin Rogers:** (7th round-206th overall)-Set a Richmond school-record with 12 career interceptions and posted 109 tackles (53 solo) with the Spiders. Set a Colonial Athletic Conference career-record in kickoff return yards with 2,561 on 112 attempts.





GAMEDAY ACTIVITIES

Leader of the Charge – Hall of Fame quarterback Jim Kelly

Hall of Fame QB Jim Kelly will be Sunday's Leader of the Charge as the Bills team takes the playing field. Kelly will be on top of the M&T Bank tunnel entrance and wave the Bills flag as the team is introduced to Bills fans. Last week's Leader of the Charge was future Hall of Famer and Kelly's main target Andre Reed who shared the duties with a winning fan from the United Way. This new tradition is a celebration of the pregame exciting atmosphere that only Bills fans can create on game day.

Ronald Reagan Centennial Celebration – Coin Toss

The Bills are honored to have special guests Mrs. Joanne Kemp (Former Bills quarterback Jack Kemp's wife), and Jimmy Kemp (Jack Kemp's son) to represent the Bills with the Reagan Centennial National Football coin toss on Sunday, September 25, 2011 at the Bills vs. Patriots game. A special public address announcement will be read and a short video will be played to celebrate and honor the 100th birthday of America's 40th President, Ronald Reagan. NFL teams and colleges across the country will be participating in the National Football Coin Toss.

The primary goal of the Reagan Centennial National Football Coin Toss is to highlight the leadership attributes which football fosters, through the example of a genuine fan, radio announcer, and player, Ronald Reagan. Reagan's connection with football dates back to high school where, as a lanky sophomore, he played lineman for the North Dixon, Illinois "Dukes." He later wrote in his memoirs, "...filling out one of those purple and white jerseys became the noblest and most glamorous goal in my life."

As President, in 1985, Ronald Reagan started Super Bowl XIX with a video-link coin toss from the White House. In 1987, the President invited the Super Bowl Champion Washington Redskins to the White House. When the President was presented with a game ball, he delivered the legendary quote, "Where's Ricky Sanders?", and then threw a perfect pass to the wide receiver as he ran a quick route.

The Ronald Reagan Foundation along with many partners, including a bipartisan commission appointed by the Congress and President Obama, are commemorating President Reagan's birthday with a yearlong Centennial Celebration.

BILLS SELECT SIX CAPTAINS

QB Ryan Fitzpatrick, RB Fred Jackson, NT Kyle Williams, LB Andra Davis, P Brian Moorman and S George Wilson have been selected by their teammates as the Buffalo Bills captains for the 2011 season.

Moorman enters his sixth consecutive season as a captain. Wilson will serve as a captain for the fourth consecutive season. Fitzpatrick, Jackson, Davis and Williams will be first-time captains.

Fitzpatrick and Jackson represent the offense. Davis and Williams represent the defense. Moorman and Wilson represent the special teams units.

Each player will have a letter 'C' affixed to their uniform to signify this honor. Their responsibilities will include assisting in the on-field communication with the game officials.

In May 2007, the NFL introduced the team captain initiative with the purpose of supporting and recognizing the importance of team leadership. The initiative has been strongly endorsed by the NFL head coaches and by the six-member NFL Player Advisory Council that was established by Commissioner Roger Goodell in conjunction with the NFL Players Association.

GAMEDAY ACTIVITIES

HopeLine - Help support domestic violence survivors

Buffalo Bills NT Kyle Williams and LB Andra Davis are the spokespersons for the 2011 Verizon Wireless' HopeLine program in Upstate New York. As the HopeLine spokespersons, Williams and Davis challenge all fans to make a difference in the life of a domestic violence survivor by donating their no longer used wireless phones at the Bills game at Ralph Wilson Stadium on Sunday, September 25.

Fans can drop off their phones at any entrance to the stadium on Sunday, or at any Verizon Wireless retail location any other time.

NFL Hispanic Heritage Month

Each year, Americans observe National Hispanic Heritage Month from September 15th to October 15th, by celebrating the histories, cultures and contributions of American citizens whose ancestors came from Spain, Mexico, the Caribbean and Central and South America.

The Buffalo Bills will be celebrating Hispanic Heritage Month at the Bills vs. New England Patriots game on September 25th.

The National Football League and the Buffalo Bills are committed to serving football fans of all cultures and are proud to support Hispanic Heritage Month.

Shredd & Ragan Lot C Tailgate Party

Shredd & Ragan from 103.3 The Edge will host a Tailgate Party in Lot C of Ralph Wilson Stadium from 10:00 a.m. – 12:30 p.m. at each home game during the 2011 season. Ricky Lee, country music recording artist, will perform live with his band on stage at the game. Additional activities in the Shredd & Ragan Lot C Tailgate Party include the Buffalo Bills Cheerleaders, Billy Buffalo, Buffalo Bills partner giveaways and more.

NFL Flag Football Exhibition Sponsored by Toyota

The Buffalo Bills have proudly partnered with Toyota and local NFL Flag Football organizations to provide the opportunity to participate in the NFL Flag Exhibition prior to regular season home games. The NFL Flag Exhibition is part of the Buffalo Bills Gameday Experience held in the Bills Healthy Zone Fieldhouse. After playing two NFL Flag Football games, the teams are given 50 tickets in the Family Section where teams, coaches and parents can enjoy the game. This week's guest is the Seneca Babcock Community Center NFL Flag Football League.

BUFFALO BILLS ROSTERS



Alphabetical

Numerical

Depth Chart

Transactions

How the Bills Were Built

By Experience

By Position

BUFFALO BILLS 2011 ALPHABETICAL ROSTER

NO	NAME	POS	HT	WT	DOB	EXP	COLLEGE	HOMETOWN	HOW ACQ.
50	Barnett, Nick	LB	6-2	230	5/27/1981	9	Oregon State	Barstow, CA	FA-11
57	Batten, Danny	LB	6-4	242	12/8/1987	1	South Dakota State	Gilbert, AZ	D6b-10
77	Bell, Demetrius	T	6-5	311	5/3/1984	3	Northwestern State	Summerfield, LA	D7a-08
74	Brown, Colin	G	6-7	328	8/29/1985	1	Missouri	Braymer, MO	FA-10
31	Byrd, Jairus	FS	5-10	203	10/7/1986	3	Oregon	Clayton, MO	D2a-09
92	Carrington, Alex	LB	6-5	305	6/19/1987	2	Arkansas State	Tupelo, MS	D3-10
84	Chandler, Scott	TE	6-7	263	7/23/1985	3	Iowa	Bedford, TX	FA-10
27	Corner, Reggie	CB	5-9	181	11/17/1983	4	Akron	Canton, OH	FA-11
99	Dareus, Marcell	DE	6-3	340	11/18/1989	R	Alabama	Huffman, AL	D1-11
54	Davis, Andra	LB	6-1	255	12/23/1978	10	Florida	Live Oak, FL	FA-10
98	Edwards, Dwan	DE	6-3	301	5/16/1981	7	Oregon State	Columbus, MT	FA-10
14	Fitzpatrick, Ryan	QB	6-2	225	11/24/1982	7	Harvard	Gilbert, AZ	FA-09
29	Florence, Drayton	CB	6-0	193	12/19/1980	9	Tuskegee	Ocala, FL	FA-09
75	Hairston, Chris	T	6-6	332	4/26/1989	R	Clemson	Winston-Salem, NC	D4b-11
72	Heard, Kellen	DT	6-6	346	10/17/1985	1	Memphis	Wharton, TX	FA-10
22	Jackson, Fred	RB	6-1	215	2/20/1981	5	Coe College	Fort Worth, TX	FA-06
91	Johnson, Spencer	DE	6-3	305	12/12/1981	8	Auburn	Silas, AL	FA-08
13	Johnson, Stevie	WR	6-2	210	7/22/1986	4	Kentucky	San Francisco, CA	D7b-08
19	Jones, Donald	WR	6-0	209	12/17/1987	2	Youngstown State	Plainfield, NJ	UFA-10
90	Kelsay, Chris	LB	6-4	260	10/31/1979	9	Nebraska	Auburn, NE	D2-03
67	Levitre, Andy	OL	6-2	303	5/15/1986	3	Oregon State	Santa Cruz, CA	D2b-09
9	Lindell, Rian	K	6-3	227	1/20/1977	12	Washington St.	Vancouver, WA	FA-03
80	Martin, David	TE	6-4	264	3/13/1979	10	Tennessee	Norfolk, VA	FA-10
82	Martin, Ruvell	WR	6-4	212	8/10/1982	7	Saginaw Valley State	Muskegon, MI	FA-11
24	McGee, Terrence	CB	5-9	208	10/14/1980	9	Northwestern State	Athens, TX	D4a-03
38	McIntyre, Corey	FB	6-0	247	1/25/1979	7	West Virginia	Indiantown, FL	FA-08
21	McKelvin, Leodis	CB	5-10	186	9/1/1985	4	Troy	Waycross, GA	D1-08
56	Merriman, Shawne	LB	6-4	264	5/15/1984	7	Maryland	Washington, D.C.	FA-10
52	Moats, Arthur	LB	6-2	249	3/14/1988	2	James Madison	Portsmouth, VA	D6a-10
8	Moorman, Brian	P	6-0	176	2/5/1976	11	Pittsburg State	Sedgwick, KS	FA-01
58	Morrison, Kirk	LB	6-2	247	2/19/1982	7	San Diego State	Oakland, CA	FA-11
86	Nelson, David	WR	6-5	215	11/7/1986	2	Florida	Wichita Falls, TX	UFA-10
11	Parrish, Roscoe	WR	5-9	175	7/16/1982	7	Miami	Miami, FL	D2-05
79	Pears, Erik	T	6-8	314	6/25/1982	7	Colorado State	Price, UT	FA-10
76	Rinehart, Chad	OG	6-5	323	5/4/1985	4	Northern Iowa	Boone, IA	FA-10
26	Rogers, Justin	DB	5-11	181	1/16/1988	R	Richmond	Baton Rouge, LA	D7a-11
65	Sanborn, Garrison	LS	6-1	242	7/31/1985	3	Florida State	Tampa, FL	FA-09
43	Scott, Bryan	SS	6-1	220	4/13/1981	9	Penn State	Doylestown, PA	FA-07
25	Searcy, Da'Norris	DB	5-11	218	11/16/1988	R	North Carolina	Decatur, GA	D4a-11
55	Sheppard, Kelvin	LB	6-2	248	1/2/1988	R	LSU	Stone Mountain, GA	D3-11
16	Smith, Brad	QB/WR	6-2	212	12/12/1983	6	Missouri	Youngstown, OH	FA-11
85	Smith, Lee	TE	6-6	269	11/21/1987	R	Marshall	Powell, TN	FA-11
28	Spiller, C.J.	RB	5-11	197	8/5/1987	2	Clemson	Lake Butler, FL	D1-10
4	Thigpen, Tyler	QB	6-1	216	4/14/1984	5	Coastal Carolina	Winnsboro, SC	FA-11
96	Troup, Torell	NT	6-3	326	6/23/1988	2	Central Florida	Conyers, GA	D2-10
60	Urbik, Kraig	G	6-5	329	9/23/1985	2	Wisconsin	Hudson, WI	FA-10
51	White, Chris	LB	6-3	242	1/15/1989	R	Mississippi State	Vancleave, MS	D6-11
20	White, Johnny	RB	5-10	204	2/3/1988	R	North Carolina	Asheville, NC	D5-11
23	Williams, Aaron	CB	6-0	200	4/23/1990	R	Texas	Round Rock, TX	D2-11
95	Williams, Kyle	NT	6-1	301	6/10/1983	6	LSU	Ruston, LA	D5a-06
37	Wilson, George	FS	6-0	211	3/14/1981	6	Arkansas	Paducah, KY	FA-04
70	Wood, Eric	C	6-4	311	3/18/1986	3	Louisville	Cincinnati, OH	D1b-09
71	Young, Sam	RT	6-8	322	6/24/1987	2	Notre Dame	Coral Springs, FL	FA-11
	INJURED RESERVE								
33	Corto, Jon	SS	6-1	206	9/3/1984	4	Sacred Heart	Orchard Park, NY	FA-08
81	Easley, Marcus	WR	6-2	221	11/2/1987	1	Connecticut	Stratford, CT	D4-10
59	Eddins, Robert	LB	6-3	248	10/11/1988	R	Ball State	Detroit, MI	UFA-11
36	Hall, Bruce	RB	5-11	206	3/18/1985	1	Mississippi	Milton, FL	FA-11
15	Huggins, Felton	WR	6-2	189	2/15/1983	2	Southeastern Louisiana	Zachary, LA	FA-10
53	Torbor, Reggie	LB	6-2	254	1/25/1981	8	Auburn	Baton Rouge, LA	FA-10
71	Wang, Ed	T	6-5	312	3/12/1987	2	Virginia Tech	Ashburn, VA	D5-10
	PRACTICE SQUAD								
88	Aiken, Kamar	WR	6-2	213	5/30/1989	R	Central Florida	Hollywood, FL	UFA-11
83	Caussin, Mike	TE	6-5	244	2/26/1987	1	James Madison	Springfield, VA	FA-10
97	Dotson, Lionel	DE	6-4	283	2/11/1985	4	Arizona	Houston, TX	FA-11
69	Jasper, Michael	OL	6-4	383	10/8/1986	R	Bethel	Mt. Juliet, TN	D7b-11
46	Miller, Doyle	CB	5-11	180	12/26/1987	R	Nevada-Reno	Long Beach, CA	UFA-11
47	Nesbitt, Joshua	DB	6-1	215	4/15/1988	R	Georgia Tech	Greensboro, GA	UFA-11
18	Roosevelt, Naaman	WR	6-0	201	12/24/1987	2	Buffalo	Buffalo, NY	FA-11
44	Wheatley, Terrence	CB	5-9	185	5/5/1985	3	Colorado	Plano, TX	FA-11

BUFFALO BILLS 2011 NUMERICAL ROSTER

NO	NAME	POS	HT	WT	AGE	EXP	COLLEGE	HOMETOWN	HOW ACQ.
4	Tyler Thigpen	QB	6-1	216	27	5	Coastal Carolina	Winnsboro, SC	FA-11
8	Brian Moorman	P	6-0	176	35	11	Pittsburg State	Sedgwick, KS	FA-01
9	Rian Lindell	K	6-3	227	34	12	Washington St.	Vancouver, WA	FA-03
11	Roscoe Parrish	WR	5-9	175	29	7	Miami	Miami, FL	D2-05
13	Stevie Johnson	WR	6-2	210	25	4	Kentucky	San Francisco, CA	D7b-08
14	Ryan Fitzpatrick	QB	6-2	225	28	7	Harvard	Gilbert, AZ	FA-09
16	Brad Smith	QB/WR	6-2	212	27	6	Missouri	Youngstown, OH	FA-11
19	Donald Jones	WR	6-0	209	23	2	Youngstown State	Plainfield, NJ	UFA-10
20	Johnny White	RB	5-10	204	23	R	North Carolina	Asheville, NC	D5-11
21	Leodis McKelvin	CB	5-10	186	26	4	Troy	Waycross, GA	D1-08
22	Fred Jackson	RB	6-1	215	30	5	Coe College	Fort Worth, TX	FA-06
23	Aaron Williams	CB	6-0	200	21	R	Texas	Round Rock, TX	D2-11
24	Terrence McGee	CB	5-9	208	30	9	Northwestern State	Athens, TX	D4a-03
25	Da'Norris Searcy	DB	5-11	218	22	R	North Carolina	Decatur, GA	D4a-11
26	Justin Rogers	DB	5-11	181	23	R	Richmond	Baton Rouge, LA	D7a-11
27	Reggie Corner	CB	5-9	181	27	4	Akron	Canton, OH	FA-11
28	C.J. Spiller	RB	5-11	197	24	2	Clemson	Lake Butler, FL	D1-10
29	Drayton Florence	CB	6-0	193	30	9	Tuskegee	Ocala, FL	FA-09
31	Jairus Byrd	FS	5-10	203	24	3	Oregon	Clayton, MO	D2a-09
37	George Wilson	FS	6-0	211	30	6	Arkansas	Paducah, KY	FA-04
38	Corey McIntyre	FB	6-0	247	32	7	West Virginia	Indiantown, FL	FA-08
43	Bryan Scott	SS	6-1	220	30	9	Penn State	Doylestown, PA	FA-07
50	Nick Barnett	LB	6-2	230	30	9	Oregon State	Barstow, CA	FA-11
51	Chris White	LB	6-3	242	22	R	Mississippi State	Vanceleave, MS	D6-11
52	Arthur Moats	LB	6-2	249	23	2	James Madison	Portsmouth, VA	D6a-10
54	Andra Davis	LB	6-1	255	32	10	Florida	Live Oak, FL	FA-10
55	Kelvin Sheppard	LB	6-2	248	23	R	LSU	Stone Mountain, GA	D3-11
56	Shawne Merriman	LB	6-4	264	27	7	Maryland	Washington, D.C.	FA-10
57	Danny Batten	LB	6-4	242	23	1	South Dakota State	Gilbert, AZ	D6b-10
58	Kirk Morrison	LB	6-2	247	29	7	San Diego State	Oakland, CA	FA-11
60	Kraig Urbik	G	6-5	329	26	2	Wisconsin	Hudson, WI	FA-10
65	Garrison Sanborn	LS	6-1	242	26	3	Florida State	Tampa, FL	FA-09
67	Andy Levitre	OL	6-2	303	25	3	Oregon State	Santa Cruz, CA	D2b-09
70	Eric Wood	C	6-4	311	25	3	Louisville	Cincinnati, OH	D1b-09
71	Sam Young	RT	6-8	322	24	2	Notre Dame	Coral Springs, FL	FA-11
72	Kellen Heard	DT	6-6	346	25	1	Memphis	Wharton, TX	FA-10
74	Colin Brown	G	6-7	328	26	2	Missouri	Braymer, MO	FA-10
75	Chris Hairston	T	6-6	332	22	R	Clemson	Winston-Salem, NC	D4b-11
76	Chad Rinehart	OG	6-5	323	26	3	Northern Iowa	Boone, IA	FA-10
77	Demetrius Bell	T	6-5	311	27	3	Northwestern State	Summerfield, LA	D7a-08
79	Erik Pears	T	6-8	314	28	7	Colorado State	Price, UT	FA-10
80	David Martin	TE	6-4	264	32	10	Tennessee	Norfolk, VA	FA-10
82	Ruvell Martin	WR	6-4	212	29	7	Saginaw Valley State	Muskegon, MI	FA-11
84	Scott Chandler	TE	6-7	263	26	3	Iowa	Bedford, TX	FA-10
85	Lee Smith	TE	6-6	269	23	R	Marshall	Powell, TN	FA-11
86	David Nelson	WR	6-5	215	24	2	Florida	Wichita Falls, TX	UFA-10
90	Chris Kelsay	LB	6-4	260	31	9	Nebraska	Auburn, NE	D2-03
91	Spencer Johnson	DE	6-3	305	29	8	Auburn	Silas, AL	FA-08
92	Alex Carrington	LB	6-5	305	24	2	Arkansas State	Tupelo, MS	D3-10
95	Kyle Williams	NT	6-1	301	28	6	LSU	Ruston, LA	D5a-06
96	Torell Troup	NT	6-3	326	23	2	Central Florida	Conyers, GA	D2-10
98	Dwan Edwards	DE	6-3	301	30	7	Oregon State	Columbus, MT	FA-10
99	Marcell Dareus	DE	6-3	340	21	R	Alabama	Huffman, AL	D1-11

INJURED RESERVE

15	Felton Huggins	WR	6-2	189	28	2	Southeastern Louisiana	Zachary, LA	FA-10
33	Jon Corto	SS	6-1	206	26	4	Sacred Heart	Orchard Park, NY	FA-08
36	Bruce Hall	RB	5-11	206	26	1	Mississippi	Milton, FL	FA-11
53	Reggie Torbor	LB	6-2	254	30	8	Auburn	Baton Rouge, LA	FA-10
59	Robert Eddins	LB	6-3	248	22	R	Ball State	Detroit, MI	UFA-11
71	Ed Wang	T	6-5	312	24	2	Virginia Tech	Ashburn, VA	D5-10
81	Marcus Easley	WR	6-2	221	23	1	Connecticut	Stratford, CT	D4-10

PRACTICE SQUAD

44	Terrence Wheatley	CB	5-9	185	26	3	Colorado	Plano, TX	FA-11
46	Doyle Miller	CB	5-11	180	23	R	Nevada-Reno	Long Beach, CA	UFA-11
47	Joshua Nesbitt	DB	6-1	215	23	R	Georgia Tech	Greensboro, GA	UFA-11
18	Naaman Roosevelt	WR	6-0	201	23	2	Buffalo	Buffalo, NY	FA-11
69	Michael Jasper	OL	6-4	383	24	R	Bethel	Mt. Juliet, TN	D7b-11
83	Mike Caussin	TE	6-5	244	24	1	James Madison	Springfield, VA	FA-10
88	Kamar Aiken	WR	6-2	213	22	R	Central Florida	Hollywood, FL	UFA-11
97	Lionel Dotson	DE	6-4	283	26	4	Arizona	Houston, TX	FA-11

2011 UNOFFICIAL BUFFALO BILLS DEPTH CHART

OFFENSE

WR	19 Donald Jones	86 David Nelson	82 Ruvell Martin
LT	77 Demetrius Bell	<u>75 Chris Hairston</u>	
LG	67 Andy Levitre	74 Colin Brown	
C	70 Eric Wood		
RG	(60 Kraig Urbik)	76 Chad Rinehart	
RT	79 Erik Pears	71 Sam Young	
TE	84 Scott Chandler	80 David Martin	<u>85 Lee Smith</u>
QB	14 Ryan Fitzpatrick	4 Tyler Thigpen	16 Brad Smith
RB	22 Fred Jackson	28 C.J. Spiller	<u>20 Johnny White</u>
FB	38 Corey McIntyre		
WR	13 Stevie Johnson	(11 Roscoe Parrish)	

DEFENSE

LDE	<u>99 Marcell Dareus</u>	72 Kellen Heard	
NT	95 Kyle Williams	96 Torell Troup	
RDE	98 Dwan Edwards	91 Spencer Johnson	
SLB	90 Chris Kelsay	92 Alex Carrington	
MLB	54 Andra Davis	58 Kirk Morrison	<u>55 Kelvin Sheppard</u>
WLB	50 Nick Barnett	52 Arthur Moats	<u>51 Chris White</u>
JLB	56 Shawne Merriman	57 Danny Batten	
LCB	(24 Terrence McGee)	29 Drayton Florence	27 Reggie Corner
SS	37 George Wilson	43 Bryan Scott	<u>25 Da'Norris Searcy</u>
FS	31 Jairus Byrd		
RCB	21 Leodis McKelvin	<u>23 Aaron Williams</u>	<u>26 Justin Rogers</u>

SPECIALISTS

K	9 Rian Lindell	
P	8 Brian Moorman	
KO	9 Rian Lindell	
KOR	16 Brad Smith	28 C.J. Spiller
PR	(11 Roscoe Parrish)	28 C.J. Spiller
LS	65 Garrison Sanborn	
H	8 Brian Moorman	

COACHING STAFF

Head Coach: Chan Gailey

Assistants: Bob Bicknell (Tight Ends); George Catavolos (Defensive Backs); Eric Ciano (Head Strength and Conditioning); George Cortez (Quarterbacks); Joe D'Alessandris (Offensive Line); Daryl Daye (Assistant to the Head Coach); Bruce DeHaven (Special Teams Coordinator); George Edwards (Defensive Coordinator); John Gamble (Head Strength and Conditioning); Stan Hixon (Wide Receivers); Bobby Johnson (Assistant Offensive Line); Stan Kwan (Assistant Special Teams); Curtis Modkins (Offensive Coordinator/Running Backs); Kevin Patullo (Offensive Quality Control); Bob Sanders (Outside Linebackers); Giff Smith (Defensive Line); Dave Wannstedt (Assistant Head Coach/Inside Linebackers); Adrian White (Defensive Quality Control)

PRONUNCIATION GUIDE

COACHES

Catavolos, George
D'Alessandris, Joe

PLAYERS

Byrd, **Jairus**
Dareus, Marcell
Davis, **Andra**

KA-tahv-o-lus
dal-uh-SAN-drus

Jair-iss
DAR-e-us (like 'jar')
Andre

PLAYERS CONT'D

Kelsay, Chris
Levitre, Andy
Martin, **Ruvell**
Pears, Erik
Searcy, Da'Norris
Troup, **Torell**

KELL-see
Luh-vee-tree
RUE-vell
PEERS
SIR-cee
tore-ELL, Troop

2011 TRANSACTIONS

Jan. 3	Announced LB Jammie Kirlew and T Jason Watkins as Reserve/Future Signings
Jan. 7	Released Inside Linebackers coach DeMontie Cross
Jan. 21	Dave Wannstedt hired as Assistant Head Coach/Inside Linebackers
Jan. 24	Promoted Mary Owen to Executive Vice President/Strategic Planning
Feb. 11	SS Jon Corto signed contract extension; Released LBs Mike Balogun and Pierre Woods
Feb. 16	Released DE Marcus Stroud
March 1	S George Wilson and OL Mansfield Wrotto signed to contract extensions
May 4	Tom Modrak relieved of his duties as Vice President of College Scouting
May 6	Doug Whaley promoted to Assistant General Manager/Director of Player Personnel
May 11	Tom Gibbons named Director of Pro Personnel and Chuck Cook tabbed Director of College Scouting
June 16	Theo Young named College Scout; Matt Hand reassigned to the West Coast of college scouting; Tim Atkins hired as Football Operations Assistant; Pete Harris assumed a new title of Scouting Assistant
July 28	Signed seventh-round pick (245 th overall) NT Michael Jasper
July 28	Signed the following undrafted college free agents: LS Danny Aiken (Virginia), WR Kamar Aiken (Central Florida), DB Rajric Coleman (Utah State), CB Domonic Cook (Buffalo), LB Robert Eddins (Ball State), P Reid Forrest (Washington State), DB Sidney Glover (West Virginia), K Chris Hazley (Virginia Tech), LB Brandon Hicks (Florida), LB Brad Jefferson (Georgia Tech), DE T.J. Langley (Arkansas Tech), CB Loyce Means (Houston), CB Doyle Miller (Nevada-Reno), RB Emmanuel Moody (Florida), QB Joshua Nesbitt (Georgia Tech), TE Zack Pinalto (North Carolina), C Michael Switzer (Ball State), RB Vai Taua (Nevada-Reno) and G Isaiah Thompson (Houston)
July 28	Signed fourth-round pick (122 nd overall) OL Chris Hairston , sixth-round pick (169 th overall) LB Chris White and seventh-round pick (206 th overall) DB Justin Rogers
July 29	Signed first-round pick (3 rd overall) NT Marcell Dareus , fourth-round pick (100 th overall) DB Da'Norris Searcy and fifth-round pick (133 rd overall) RB Johnny White
July 29	Signed second-round pick (34 th overall) DB Aaron Williams
July 29	Signed unrestricted free agents QB/WR Brad Smith and QB Tyler Thigpen ; re-signed CB Drayton Florence ; signed undrafted free agent DE Jordan Topp (Louisiana-Lafayette)
July 29	Placed CB Reggie Corner and OL Cordaro Howard on Active/Physically Unable to Perform
July 29	TE Scott Chandler and LS Garrison Sanborn
July 30	Signed third-round pick (68 th overall) LB Kelvin Sheppard
July 31	Signed free agent LB Nick Barnett ; claimed and awarded DE Lionel Dotson off waivers; released DE Jordan Topp
August 1	CB Reggie Corner returned to practice
August 4	Signed free agent WR Craig 'Buster' Davis ; Waived/Injured CB Domonic Cook
August 5	Signed free agent RB Bruce Hall and undrafted free agent RB Anthony Elzy ; released RBs Emmanuel Moody and Vai Taua
August 12	Traded WR Lee Evans to Baltimore for an undisclosed draft pick in the 2012 Draft
August 15	Waived LB Aaron Maybin
August 18	Waived K Chris Hazley
August 24	Signed free agent WR Ruvell Martin
August 25	Placed LB Reggie Torbor on Injured Reserve; reached an injury settlement with DB Domonic Cook and released him from Injured Reserve
August 26	Signed free agent LB Kirk Morrison
August 27	NT Kyle Williams agreed to terms with a contract extension with the team
August 28	Released DB Rajric Coleman , RB Anthony Elzy , P Reid Forrest , WR Paul Hubbard , CB Loyce Means and OL Isaiah Thompson
August 30	Released LB Brad Jefferson
September 3	Released LS Danny Aiken , WR Kamar Aiken , QB Levi Brown , FB Jehuu Caulcrick , TE Mike Caussin , LB Antonio Coleman , CB Reggie Corner , WR Craig Davis , DE Lionel Dotson , DB Sidney Glover , C Geoff Hangartner , LB Brandon Hicks , G Cordaro Howard , NT Michael Jasper , DE T.J. Langley , CB Doyle Miller , TE Shawn Nelson , DB Joshua Nesbitt , WR Naaman Roosevelt , C Michael Switzer , T Jason Watkins and OL Mansfield Wrotto and OL Mansfield Wrotto . Waived/Injured SS Jon Corto , WR Felton Huggins , LB Jammie Kirlew and T Ed Wang . Placed RB Bruce Hall on Injured Reserve
September 4	Claimed and awarded TE Lee Smith off waivers; released TE Zack Pinalto . Signed WR Kamar Aiken , QB Levi Brown , TE Mike Caussin , DE Lionel Dotson , NT Michael Jasper , DB Joshua Nesbitt and C Michael Switzer to the Practice Squad.
September 6	Claimed and awarded OL Sam Young off waivers; released WR Ruvell Martin ; signed CB Doyle Miller to the Practice Squad
September 7	Signed WR Naaman Roosevelt to the Practice Squad; released C Michael Switzer from the Practice Squad; Reached an injury settlement with LB Jammie Kirlew , releasing him from Injured Reserve

September 13 Signed WR **Ruvell Martin** to the 53-man roster; placed WR **Marcus Easley** on Injured Reserve; signed CB **Terrence Wheatley** to the Practice Squad; released QB **Levi Brown** from the Practice Squad

September 14 Signed CB **Reggie Corner** to the 53-man roster; placed LB **Robert Eddins** on Injured Reserve

HOW THE BILLS WERE BUILT

YEAR	DRAFTEES	VETERAN FREE AGENTS	TRADES	FREE AGENTS
2001		Brian Moorman (FA) 1999 (SEA)		
2003	Chris Kelsay (2) Terrence McGee (4a)	Rian Lindell (FA) 2000 (DAL)		
2004		George Wilson (FA) 2004 (DET)		
2005	Roscoe Parrish (2)			
2006	Kyle Williams (5a)			Fred Jackson (FA)
2007		Bryan Scott (2) 2003 (ATL)		
2008	Leodis McKelvin (1) Demetrius Bell (7a) Stevie Johnson (7b)	Spencer Johnson (FA) 2004 (MIN) Corey McIntyre (FA) 2002 (PHI)		
2009	Eric Wood (1b) Jairus Byrd (2a) Andy Levitre (2b)	Ryan Fitzpatrick (7) 2005 (STL) Drayton Florence (2) 2003 (SD)		Garrison Sanborn (FA)
2010	C.J. Spiller (1) Torell Troup (2) Alex Carrington (3) Arthur Moats (6a) Danny Batten (6b)	Colin Brown (5) KC (2009) Scott Chandler (4) SD (2007) Andra Davis (5) CLE (2002) Dwan Edwards (2) BAL (2004) David Martin (6) GB (2001) Shawne Merriman (1) SD (2005) Erik Pears (FA) DEN (2005) Chad Rinehart (3) WAS (2008) Kraig Urbik (3) PIT (2009)		Kellen Heard (UFA) OAK (2010) Donald Jones (UFA) David Nelson (UFA)
2011	Marcell Dareus (1) Aaron Williams (2) Kelvin Sheppard (3) Da'Norris Searcy (4a) Chris Hairston (4b) Johnny White (5) Chris White (6) Justin Rogers (7a)	Nick Barnett (1) GB (2003) Reggie Corner (4) BUF (2008) Ruvell Martin (UFA) SD (2004) Kirk Morrison (3) OAK (2005) Brad Smith (4) NYJ (2006) Lee Smith (5) NE (2011) Tyler Thigpen (7) MIN (2007) Sam Young (6) DAL (2010)		

(fa) indicates undrafted rookie free agent

(team) denotes team originally entered the NFL with

BY EXPERIENCE

ROSTER SIZE: 53 as of 9/14/11

12 YEARS (1)

Rian Lindell

11 YEARS (1)

Brian Moorman

10 YEARS (2)

Andra Davis
David Martin

9 YEARS (5)

Nick Barnett
Drayton Florence
Chris Kelsay
Terrence McGee
Bryan Scott

8 YEARS (1)

Spencer Johnson

7 YEARS (8)

Dwan Edwards
Ryan Fitzpatrick
Ruvell Martin
Corey McIntyre
Shawne Merriman
Kirk Morrison
Roscoe Parrish
Erik Pears

6 YEARS (3)

Bad Smith
Kyle Williams
George Wilson

5 YEARS (2)

Fred Jackson
Tyler Thigpen

4 YEARS (4)

Reggie Corner
Stevie Johnson
Leodis McKelvin
Chad Rinehart

3 YEARS (6)

Demetrius Bell
Jairus Byrd
Scott Chandler
Andy Levitre
Garrison Sanborn
Eric Wood

2 YEARS (8)

Alex Carrington
Donald Jones
Arthur Moats
David Nelson
C.J. Spiller
Torell Troup
Kraig Urbik
Sam Young

1 YEAR (3)

Danny Batten
Colin Brown
Kellen Heard

ROOKIE (9)

Marcell Dareus
Chris Hairston
Justin Rogers
Da'Norris Searcy
Kelvin Sheppard
Lee Smith
Chris White
Johnny White
Aaron Williams



2011 BUFFALO BILLS ROSTER BY POSITION HEAD COACH CHAN GAILEY



Offense: 24

Coordinator: Curtis Modkins

Quality Control Coach: Kevin Patullo

QUARTERBACKS (3)

Coach: George Cortez

No Name	Pos	HT	WT	Exp	College
4 Thigpen, Tyler	QB	6'1	216	5	Coastal Carolina
14 Fitzpatrick, Ryan	QB	6'2	225	7	Harvard
16 Smith, Brad	QB	6'2	212	6	Missouri

RUNNING BACKS (4)

Coach: Curtis Modkins

No Name	Pos	HT	WT	Exp	College
20 White, Johnny	RB	5'10	204	R	North Carolina
22 Jackson, Fred	RB	6'1	215	5	Coe College
28 Spiller, C.J.	RB	5'11	197	2	Clemson
38 McIntyre, Corey	FB	6'0	248	7	West Virginia

WIDE RECEIVERS (5)

Coach: Stanley Hixon

No Name	Pos	HT	WT	Exp	College
11 Parrish, Roscoe	WR	5'9	175	7	Miami
13 Johnson, Stevie	WR	6'2	210	4	Kentucky
19 Jones, Donald	WR	6'0	209	2	Youngstown State
82 Martin, Ruvell	WR	6'4	212	7	Saginaw Valley State
86 Nelson, David	WR	6'5	215	2	Florida

TIGHT ENDS (3)

Coach: Bob Bicknell

No Name	Pos	HT	WT	Exp	College
80 Martin, David	TE	6'4	264	10	Tennessee
84 Chandler, Scott	TE	6'7	263	3	Iowa
85 Smith, Lee	TE	6'6	269	R	Marshall

OFFENSIVE LINE (9)

Coach: Joe D'Alessandris

Assistant: Bobby Johnson

No Name	Pos	HT	WT	Exp	College
60 Urbik, Kraig	OL	6'5	329	2	Wisconsin
67 Levitre, Andy	OL	6'2	303	3	Oregon State
70 Wood, Eric	C	6'4	304	3	Louisville
71 Young, Sam	OL	6'8	322	R	Notre Dame
74 Brown, Colin	G	6'7	328	2	Missouri
75 Hairston, Chris	T	6'6	332	R	Clemson
76 Rinehart, Chad	G	6'5	323	3	Northern Iowa
77 Bell, Demetrius	T	6'5	311	3	Northwestern State
79 Pears, Erik	T	6'8	314	7	Colorado State

Defense: 36

Coordinator: George Edwards

Quality Control Coach: Adrian White

DEFENSIVE LINE (6)

Coach: Giff Smith

No Name	Pos	HT	WT	Exp	College
72 Heard, Kellen	NT	6'6	346	1	Memphis
91 Johnson, Spencer	DE	6'3	305	8	Auburn
95 Williams, Kyle	NT	6'1	301	6	LSU
96 Troup, Torell	NT	6'3	326	2	Central Florida
98 Edwards, Dwan	DE	6'3	301	7	Oregon State
99 Dareus, Marcell	DE	6'3	340	R	Alabama

LINEBACKERS (10)

Inside Linebackers Coach: Dave Wannstedt

Outside Linebackers Coach: Bob Sanders

No Name	Pos	HT	WT	Exp	College
50 Barnett, Nick	LB	6'2	230	9	Oregon State
51 White, Chris	LB	6'3	242	R	Mississippi State
52 Moats, Arthur	LB	6'2	249	2	James Madison
54 Davis, Andra	LB	6'1	255	10	Florida
55 Sheppard, Kelvin	LB	6'2	248	R	LSU
56 Merriman, Shawne	LB	6'4	264	7	Maryland
57 Batten, Danny	LB	6'4	242	1	South Dakota State
58 Morrison, Kirk	LB	6'2	247	7	San Diego State
90 Kelsay, Chris	LB	6'4	260	9	Nebraska
92 Carrington, Alex	LB	6'5	305	2	Arkansas State

DEFENSIVE BACKS (10)

Coach: George Catavolos

No Name	Pos	HT	WT	Exp	College
21 McKelvin, Leodis	CB	5'10	186	4	Troy
23 Williams, Aaron	CB	6'0	200	R	Texas
24 McGee, Terrence	CB	5'9	208	9	Northwestern State
25 Searcy, Da'Norris	DB	5'11	218	R	North Carolina
26 Rogers, Justin	CB	5'11	181	R	Richmond
27 Corner, Reggie	CB	5'9	181	4	Akron
29 Florence, Drayton	CB	6'0	193	9	Tuskegee
31 Byrd, Jairus	FS	5'10	203	3	Oregon
37 Wilson, George	FS	6'0	211	6	Arkansas
43 Scott, Bryan	SS	6'1	220	9	Penn State

SPECIAL TEAMS (3)

Coach: Bruce DeHaven

Assistant: Stan Kwan

No Name	Pos	HT	WT	Exp	College
8 Moorman, Brian	P	6'0	176	11	Pittsburg State
9 Lindell, Rian	K	6'3	227	12	Washington St.
65 Sanborn, Garrison	LS	6'1	242	3	Florida State



HERD OF STATS

REGULAR SEASON GAME #3

New England Patriots vs. Buffalo Bills

Sunday, September 25, 2011

2011 HERD OF STATS

Game-By-Game Starters

Offensive Highs & Lows

Defensive Highs & Lows

Bills Superlatives

Opponent Superlatives

Defensive Summaries

Defensive Statistics

Scoring Drives

Game-by-Game Team

Game-by-Game Rushing

Game-by-Game Passing

Game-by-Game Receiving

Game-by-Game Punting/Kicking

Game-by-Game Punt Returns

Game-by-Game Kickoff Returns

Game-by-Game Defensive Stats

Big Plays

Goal-to-Go

Inside the 20

The Last Time

Turnover Analysis

ETCs

Game Summaries

Player Participation

NFL Stats

2011 BUFFALO BILLS GAME-BY-GAME STARTERS

OFFENSE

[illegible]

DEFENSE

[illegible]

2011 OFFENSIVE HIGHS & LOWS

BEST		WORST
41 at KC 9/11	POINTS	38 vs. OAK 9/18
34 vs. OAK 9/18	FIRST DOWNS	23 at KC 9/11
12 vs. OAK 9/18	RUSHING FIRST DOWNS	9 at KC 9/11
17 vs. OAK 9/18	PASSING FIRST DOWNS	13 at KC 9/11
50% at KC 9/11	THIRD DOWN EFFICIENCY	36% vs. OAK 9/18
481 vs. OAK 9/18	TOTAL NET YARDS	364 at KC 9/11
5.7 vs. OAK 9/18	AVERAGE PER PLAY	5.5 at KC 9/11
217 vs. OAK 9/18	NET YARDS RUSHING	163 at KC 9/11
264 vs. OAK 9/18	NET YARDS PASSING	201 at KC 9/11
0 vs. OAK 9/18	QB SACKS	1 at KC 9/11
264 vs. OAK 9/18	GROSS YARDS PASSING	208 at KC 9/11
46 vs. OAK 9/18	PASS ATTEMPTS	25 at KC 9/11
28 vs. OAK 9/18	PASS COMPLETIONS	17 at KC 9/11
1(twice) most recent vs. OAK 9/18	INTERCEPTED	1(twice) most recent vs. OAK 9/18
7.4 at KC 9/11	YARDS PER PASS	5.7 vs. OAK 9/18
49.5 vs. OAK 9/18	PUNTING AVERAGE	36.4 at KC 9/11
4 at KC 9/11	PUNT RETURNS	2 vs. OAK 9/18
35 vs. at KC 9/11	PUNT RETURN YARDS	16 vs. OAK 9/18
1 at KC 9/11	KICKOFF RETURNS	0 vs. OAK 9/18
21 at KC 9/11	KICKOFF RETURN YARDS	0 vs. OAK 9/18
5(twice) most recent vs. OAK 9/18	TOUCHDOWNS	5(twice) most recent vs. OAK 9/18
2 vs. OAK 9/18	RUSHING TOUCHDOWNS	1 at KC 9/11
4 at KC 9/11	PASSING TOUCHDOWNS	3 vs. OAK 9/18
37:02 at KC 9/11	TIME OF POSSESSION	30:47 vs. OAK 9/18

2011 DEFENSIVE HIGHS & LOWS

BEST		WORST
7 at KC 9/11	POINTS	35 vs. OAK 9/18
13 at KC 9/11	FIRST DOWNS	26 vs. OAK 9/18
4 at KC 9/11	RUSHING FIRST DOWNS	9 vs. OAK 9/18
8 at KC 9/11	PASSING FIRST DOWNS	17 vs. OAK 9/18
23% at KC 9/11	THIRD DOWN EFFICIENCY	67% vs. OAK 9/18
213 at KC 9/11	TOTAL NET YARDS	454 vs. OAK 9/18
3.8 at KC 9/11	AVERAGE PER PLAY	7.2 vs. OAK 9/18
108 at KC 9/11	NET YARDS RUSHING	131 vs. OAK 9/18
105 at KC 9/11	NET YARDS PASSING	323 vs. OAK 9/18
2 at KC 9/11	QB SACKS	0 vs. OAK 9/18
119 at KC 9/11	GROSS YARDS PASSING	323 vs. OAK 9/18
33 vs. OAK 9/18	PASS ATTEMPTS	36 at KC 9/11
22 at KC 9/11	PASS COMPLETIONS	23 vs. OAK 9/18
1(twice) most recent vs. OAK 9/18	INTERCEPTED	1(twice) most recent vs. OAK 9/18
2.8 at KC 9/11	YARDS PER PASS	9.8 vs. OAK 9/18
36.6 at KC 9/11	PUNTING AVERAGE	51.7 vs. OAK 9/18
1 at KC 9/11	PUNT RETURNS	2 vs. OAK 9/18
15 at KC 9/11	PUNT RETURN YARDS	19 vs. OAK 9/18
4 vs. OAK 9/18	KICKOFF RETURNS	7 at KC 9/11
61 vs. OAK 9/18	KICKOFF RETURN YARDS	147 at KC 9/11
1 at KC 9/11	TOUCHDOWNS	5 vs. OAK 9/18
0 at KC 9/11	RUSHING TOUCHDOWNS	3 vs. OAK 9/18
1 at KC 9/11	PASSING TOUCHDOWNS	2 vs. OAK 9/18
22:58 at KC 9/11	TIME OF POSSESSION	29:13 vs. OAK 9/18

2011 BILLS SUPERLATIVES

RUSHING

Yards	117	F. Jackson vs. OAK 9/18
Average	15.8	C. Spiller vs. OAK 9/18
Long	43	F. Jackson vs. OAK 9/18
Touchdowns	2	F. Jackson vs. OAK 9/18

PASSING

Attempts.....	46	R. Fitzpatrick vs. OAK 9/18
Completions.....	28	R. Fitzpatrick vs. OAK 9/18
Percentage (min. 20 attempts)	68.0	R. Fitzpatrick at KC 9/11
Yards	264	R. Fitzpatrick vs. OAK 9/18
Long	35	R. Fitzpatrick at KC 9/11
Touchdowns.....	4	R. Fitzpatrick at KC 9/11

RECEIVING

Receptions.....	10	D. Nelson vs. OAK 9/18
Yards	96	St. Johnson vs. OAK 9/18
Average (min. 3 rec.)	12.0	St. Johnson vs. OAK 9/18
Long	35	St. Johnson at KC 9/11
Touchdowns.....	2	S. Chandler at KC 9/11

SPECIAL TEAMS

Punts.....	5	B. Moorman at KC 9/11
In 20	1	B. Moorman at KC 9/11
Longest Punt.....	63	B. Moorman at KC 9/11
Punt Return Attempts	4	R. Parrish at KC 9/11
Punt Return Yards	35	R. Parrish at KC 9/11
Punt Return Average (min. 3 ret.).....	8.8	R. Parrish at KC 9/11
Long Punt Return.....	28	R. Parrish at KC 9/11
Kickoff Return Attempts	1	B. Smith at KC 9/11
Kickoff Return Yards.....	21	B. Smith at KC 9/11
Kickoff Return Average	21.0	B. Smith at KC 9/11
Long Kickoff Return	21	B. Smith at KC 9/11
PATs Made	5	R. Lindell at KC 9/11, vs. OAK 9/18
PATs Attempted.....	5	R. Lindell at KC 9/11, vs. OAK 9/18
Field Goals Made.....	2	R. Lindell at KC 9/11
Field Goals Attempted	2	R. Lindell at KC 9/11, vs. OAK 9/18
Longest Field Goal	38	R. Lindell at KC 9/11

DEFENSE

Most Total Tackles.....	14	N. Barnett vs. OAK 9/18
Most Solo Tackles	8	B. Scott at KC 9/11, J. Byrd vs. OAK 9/18
Most Sacks	1.0	B. Scott, Sp. Johnson at KC 9/11
Most Interceptions	1	D. Florence at KC 9/11, D. Searcy vs. OAK 9/18

2011 OPPONENT SUPERLATIVES

RUSHING

Yards	72	D. McFadden vs. OAK 9/18
Average (min. 10 carries)	5.6	J. Charles at KC 9/11
Long	25	D. Moore vs. OAK 9/18
Touchdowns.....	1	D. McFadden, M. Bush, J. Campbell vs. OAK 9/18

PASSING

Attempts.....	36	M. Cassel at KC 9/11
Completions.....	23	J. Campbell vs. OAK 9/18
Percentage (min. 20 attempts)	69.7	J. Campbell vs. OAK 9/18
Yards	323	J. Campbell vs. OAK 9/18
Long	50	J. Campbell vs. OAK 9/18
Touchdowns	2	J. Campbell vs. OAK 9/18

RECEIVING

Receptions.....	7	D. McFadden vs. OAK 9/18
Yards	146	D. Moore vs. OAK 9/18
Average (min. 3 rec.)	29.2	D. Moore vs. OAK 9/18
Long	50	D. Moore vs. OAK 9/18
Touchdowns 1		J. Charles at KC 9/11;
.....		D. McFadden,D.Moore vs. OAK 9/18

SPECIAL TEAMS

Punts.....	8	D. Colquitt at KC 9/11
In 20.....	1	S. Lechler vs. OAK 9/18
Longest Punt.....	58	D. Colquitt at KC 9/11, S. Lechler vs. OAK 9/18
Punt Return Attempts	2	N. Miller vs. OAK 9/18
Punt Return Yards	19	N. Miller vs. OAK 9/18
Long Punt Return.....	15	J. Arenas at KC 9/11
Kickoff Return Attempts.....	4	D. McCluster at KC 9/11, N. Miller vs. OAK 9/18
Kickoff Return Yards.....	92	D. McCluster at KC 9/11
Kickoff Return Average.....	23.0	D. McCluster at KC 9/11
Long Kickoff Return	35	D. McCluster at KC 9/11
PATs Made	5	S. Janikowski vs. OAK 9/18
PATs Attempted.....	5	S. Janikowski vs. OAK 9/18
Field Goals Made.....	0	
Field Goals Attempted	1	R. Succop at KC 9/11
Longest Field Goal.....	0	

2011 DEFENSIVE SUMMARIES

September 11, 2011

Bills @ Chiefs

Score: W, 41-7

Top Tacklers	Sacks	INTs	Forced Fumbles	Recovered Fumbles	Touchdowns
B. Scott (8)	B. Scott (1)	D. Florence (1)	G. Wilson (1)	L. McKelvin (1)	
G. Wilson (5)	Sp. Johnson (1)				
J. Byrd (5)					
N. Barnett (4)					
L. McKelvin (3)					
A. Williams (3)					

September 18, 2011

Raiders vs. Bills

Score: W, 38-35

Top Tacklers	Sacks	INTs	Forced Fumbles	Recovered Fumbles	Touchdowns
N. Barnett (14)		D. Searcy (1)	N. Barnett (1)	D. Batten (1)	
J. Byrd (10)					
G. Wilson (7)					
L. McKelvin (6)					
K. Williams (5)					
A. Davis (5)					

Buffalo Bills 2011 Defensive and Special Teams Statistics (Per Gamebook Stats)

DEFENSIVE TACKLES				
PLAYER	Solo	Assist	TFL	TOTAL
N. Barnett	11	7	1	19
J. Byrd	13	2	1	16
G. Wilson	9	3	1	13
B. Scott	9	0	3	12
L. McKelvin	9	0	0	9
M. Dareus	6	0	0	6
D. Florence	3	3	0	6
S. Merriman	4	1	0	5
K. Williams	3	2	0	5
A. Davis	3	2	0	5
A. Williams	4	0	0	4
D. Edwards	2	1	1	4
C. Kelsay	3	1	0	4
D. Batten	2	0	1	3
S. Johnson	2	0	1	3
Sp. Johnson	0	3	0	3
K. Sheppard	1	0	1	2
K. Heard	0	1	0	1
TOTAL	84	26	10	120
DEFENSIVE TOUCHDOWNS				

TOTAL

SAFETY

TOTAL

INTERCEPTIONS

D. Florence	1
D. Searcy	1

TOTAL 2

DEFENSIVE FUMBLE RECOVERIES

L. McKelvin	1
D. Batten	1

TOTAL 2

DEFENSIVE FORCED FUMBLES

G. Wilson	1
N. Barnett	1
TOTAL	2

SPECIAL TEAMS TACKLES			
PLAYER	Solo	Assist	TOTAL
C. White	4	0	4
J. White	2	0	2
B. Scott	2	0	2
K. Sheppard	0	2	2
A. Williams	0	2	2
D. Batten	1	1	2
L. McKelvin	1	0	1
R. Lindell	1	0	1
C. McIntyre	0	1	1
G. Wilson	1	0	1
TOTAL	12	6	18
PASSES DEFENSED			
D. Florence	3		
N. Barnett	1		
L. McKelvin	1		
D. Searcy	1		
TOTAL	6		
QUARTERBACK SACKS			
B. Scott	1		
Sp. Johnson	1		
TOTAL	2		

2011 SCORING DRIVES

9/11/11 at Kansas City Chiefs

Drive	Time/Quarter	Result
5-26, 2:39	12:14/1	S. Chandler 4 yd. pass from QB R. Fitzpatrick (R. Lindell Kick)
6-75, 3:37	0:55/1	S. Johnson 27 yd. pass from QB R. Fitzpatrick (R. Lindell Kick)
9-50, 5:04	6:42/2	R. Lindell 29 yd. Field Goal
4-1, 0:49	5:38/2	R. Lindell 38 yd. Field Goal
8-59, 5:52	4:19/3	S. Chandler 11 yd. pass from QB R. Fitzpatrick (R. Lindell Kick)
6-32, 2:50	0:14/3	D. Jones 4 yd. pass from QB R. Fitzpatrick (R. Lindell Kick)
4-28, 2:11	11:50/4	C. Spiller 9 yd. run (R. Lindell Kick)

9/18/11 vs. Oakland Raiders

Drive	Time/Quarter	Result
10-73, 5:46	2:22/2	R. Lindell 25 yd. Field Goal
3-80, 1:34	13:26/3	F. Jackson 43 yd. run (R. Lindell Kick)
7-57, 3:28	3:41/3	S. Johnson 7 yd. pass from QB R. Fitzpatrick (R. Lindell kick)
7-69, 3:20	14:10/4	F. Jackson 1 yd. run (R. Lindell kick)
9-80, 4:30	4:48/4	S. Chandler 6 yd. pass from QB R. Fitzpatrick (R. Lindell kick)
14-80, 3:27	0:14/4	D. Nelson 6 yd. pass from QB R. Fitzpatrick (R. Lindell kick)

2011 GAME-BY-GAME TEAM OFFENSE

[illegible]

Date	Game	PUNT RET.	KO RET.	FUM	PEN	Pos.
		No - Yds	No - Yds	No - Lst	No - Yds	Time
\$ 11	@ KC	4 - 35	1 - 21	1 - 0	5 - 30	37:02
\$ 18	v OAK	2 - 16	0 - 0	0 - 0	3 - 26	30:47
\$ 25	v NE					
O 2	@ CIN					
O 9	v PHI					
O 16	@ NYG					
O 30	v WAS					
N 6	v NYJ					
N 13	@ DAL					
N 20	@ MIA					
N 27	@ NYJ					
D 4	v TEN					
D 11	@ SD					
D 18	v MIA					
D 24	v DEN					
J 1	@ NE					
2011 TOTALS		6 - 51	1 - 21	1 - 0	8 - 56	
AVG PER GAME						33:55
						4.0 28.0

AVG. PER GAME	25.5	10.5	4.0	28.0	33:55
---------------	------	------	-----	------	-------

2011 GAME-BY-GAME TEAM DEFENSE

Date	Game	1ST DOWNS					3rd DOWNS			TOTAL DEFENSE			RUSHING			PASSING					----TDs----					PAT				PUNTING		
TOT	R	P	Pn	Att	Cnv	PCT	Yds	Ply	Avg	Net	Sk	Lst	Grs	Att	Com	In	PTS	R	P	SD	KICK	RUSH	PASS	FG	Saf	No	-	Yds	Avg			
13	4	8	1	13	3	23.1%	213	18	6.0	105	2	14	119	36	22	1	7	0	1	0	1	0	0	0	0	8	-	328	41.0			
26	9	17	0	12	8	66.7%	454	63	7.2	323	0	0	323	33	23	1	35	3	2	0	5	5	0	0	0	3	-	155	51.7			
S 25	v NE																															
O 2	@ CIN																															
O 9	v PHI																															
O 16	@ NYG																															
O 30	v WAS																															
N 6	v NYJ																															
N 13	@ DAL																															
N 20	@ MIA																															
N 27	@ NYJ																															
D 4	v TEN																															
D 11	@ SD																															
D 18	v MIA																															
D 24	v DEN																															
J 1	@ NE																															
2011 TOTALS		39	13	25	1	44.0%	667	119	5.6	428	2	14	442	69	45	2	42	3	3	0	6	6	0	0	0	1	11	-	483	43.9		
AVG. PER GAME		19.5	6.5	12.5	0.5		333.5	59.5		214.0	1.0	7.0	221.0	34.5	22.5	1.0	21.0									5.5		241.5				

Date	Game
S 11	@ KC
S 18	v OAK
S 25	v NE
O 2	@ CIN
O 9	v PHI
O 16	@ NYG
O 30	v WAS
N 6	v NYJ
N 13	@ DAL
N 20	@ MIA
N 27	@ NYJ
D 4	v TEN
D 11	@ SD
D 18	v MIA
D 24	v DEN
J 1	@ NE
2011 TOTALS	

AVG. PER GAME

PUNT RET.	
No -	Yds
1 -	15
2 -	19
3 -	34

17.0

KO RET.	
No -	Yds
7 -	147
4 -	61
11 -	208

104.0

FUM	
No -	Lst
2 -	2
1 -	1
3 -	3

PEN	
No -	Yds
1 -	3
8 -	85
9 -	88

44.0

Poss. Time	
22:58	
29:13	
26:05	

2011 GAME-BY-GAME RUSHING

Shaded rows indicates games started

Date	Game	22 FRED JACKSON						28 C.J. SPILLER						14 RYAN FITZPATRICK						20 JOHNNY WHITE					
		Att	Yds	Avg	LG	TD		Rec	Yds	Avg	LG	TD		Att	Yds	Avg	LG	TD		Att	Yds	Avg	LG	TD	
S 11	@ KC	20	112	5.6	24	0		5	16	3.2	9	1		3	3	1.0	3	0		8	26	3.3	13	0	
S 18	v OAK	15	117	7.8	43	2		4	63	15.8	26	0		3	23	7.7	13	0							
S 25	v NE																								
O 2	@ CIN																								
O 9	v PHI																								
O 16	@ NYG																								
O 30	v WAS																								
N 6	v NYJ																								
N 13	@ DAL																								
N 20	@ MIA																								
N 27	@ NYJ																								
D 4	v TEN																								
D 11	@ SD																								
D 18	v MIA																								
D 24	v DEN																								
J 1	@ NE																								
2011 TOTALS		35	229	6.5	43	2		9	79	8.8	26	1		6	26	4.3	13	0		8	26	3.3	13	0	
NFL CAREER		682	3089	4.5	43	12		83	362	4.4	26	1		154	804	5.2	31	5		8	26	3.3	13	0	
w/BUFFALO														77	436	5.7	31	1							

Date	Game	16 BRAD SMITH					
		Att	Yds	Avg	LG	TD	
S 11	@ KC	3	6	2.0	4	0	
S 18	v OAK	3	14	4.7	11	0	
S 25	v NE						
O 2	@ CIN						
O 9	v PHI						
O 16	@ NYG						
O 30	v WAS						
N 6	v NYJ						
N 13	@ DAL						
N 20	@ MIA						
N 27	@ NYJ						
D 4	v TEN						
D 11	@ SD						
D 18	v MIA						
D 24	v DEN						
J 1	@ NE						
2011 TOTALS		6	20	3.3	11	0	
NFL CAREER		104	787	7.6	57	2	
w/BUFFALO		6	20	3.3	11	0	

2011 GAME-BY-GAME PASSING

Date	Game	14 RYAN FITZPATRICK										
		GP	GS	Att	Com	Pct.	Yds	LG	TD	INT	Sck / Yds	Rate
S 11	@ KC	❖	❖	25	17	68.0	208	35	4	0	1 - 7	133.0
S 18	v OAK	❖	❖	46	28	60.9	264	19	3	1	0 - 0	89.4
S 25	v NE											
O 2	@ CIN											
O 9	v PHI											
O 16	@ NYG											
O 30	v WAS											
N 6	v NYJ											
N 13	@ DAL											
N 20	@ MIA											
N 27	@ NYJ											
D 4	v TEN											
D 11	@ SD											
D 18	v MIA											
D 24	v DEN											
J 1	@ NE											
2011 TOTALS		2	2	71	45	63.4	472	35	7	1	1 - 7	109.6
NFL CAREER		44	38	1246	724	58.1	7576	98	51	43	93 - 521	75.1
w/BUFFALO		25	23	739	427	57.8	4894	98	39	26	46 - 279	80.8

Date	Game	16 BRAD SMITH										
		GP	GS	Att	Com	Pct.	Yds	LG	TD	INT	Sck / Yds	Rate
S 11	@ KC	❖		1	0	0.0	0	--	0	1	0 - 0	0.0
S 18	v OAK	❖				---						
S 25	v NE											
O 2	@ CIN											
O 9	v PHI											
O 16	@ NYG											
O 30	v WAS											
N 6	v NYJ											
N 13	@ DAL											
N 20	@ MIA											
N 27	@ NYJ											
D 4	v TEN											
D 11	@ SD											
D 18	v MIA											
D 24	v DEN											
J 1	@ NE											
2011 TOTALS		2	0	1	0	0.0	0	0	0	1	0 - 0	0.0
NFL CAREER		78	0	8	4	50.0	51	27	1	1	0 - 0	70.3
w/BUFFALO		2	0	1	0	0.0	0	0	0	1	0 - 0	0.0

Date	Game	4 TYLER THIGPEN										
		GP	GS	Att	Com	Pct.	Yds	LG	TD	INT	Sck / Yds	Rate
S 11	@ KC	❖		0	0	---	0	--	0	0	0 - 0	---
S 18	v OAK											
S 25	v NE											
O 2	@ CIN											
O 9	v PHI											
O 16	@ NYG											
O 30	v WAS											
N 6	v NYJ											
N 13	@ DAL											
N 20	@ MIA											
N 27	@ NYJ											
D 4	v TEN											
D 11	@ SD											
D 18	v MIA											
D 24	v DEN											
J 1	@ NE											
2011 TOTALS		1	0	0	0	---	0	0	0	0	0 - 0	---
NFL CAREER		23	12	496	269	54.2	3167	75	21	17	35 - 221	73.7
w/BUFFALO		1	0	0	0	---	0	0	0	0	0 - 0	---

(continued on next page)

2011 GAME-BY-GAME PASSING (cont.)

		OPPONENTS										
Date	Game	Passer	Att	Comp	Pct.	Yds	LG	TD	INT	Sck /	Yds	Rate
S 11	@ KC	Cassel	36	22	61.1	119	20	1	1	3 -	14	64.5
S 18	v OAK	Campbell	33	23	69.7	323	50	2	1	0 -	0	108.5
S 25	v NE											
O 2	@ CIN											
O 9	v PHI											
O 16	@ NYG											
O 30	v WAS											
N 6	v NYJ											
N 13	@ DAL											
N 20	@ MIA											
N 27	@ NYJ											
D 4	v TEN											
D 11	@ SD											
D 18	v MIA											
D 24	v DEN											
J 1	@ NE											
2011 TOTALS			69	45	65.2	442	50	3	2	3 -	14	85.5

2011 GAME-BY-GAME RECEIVING

Shaded rows indicates games started

Date	Game	86 DAVID NELSON						13 STEVE JOHNSON						84 SCOTT CHANDLER						19 DONALD JONES					
		Rec	Yds	Avg	LG	TD		Rec	Yds	Avg	LG	TD		Att	Yds	Avg	LG	TD		Rec	Yds	Avg	LG	TD	
S 11	@ KC	4	66	16.5	35	0		4	66	16.5	27	1		5	63	12.6	19	2		2	3	1.5	4	1	
S 18	v OAK	10	83	8.3	15	1		8	96	12.0	19	1		2	16	8.0	10	1		4	24	6.0	9	0	
S 25	v NE																								
O 2	@ CIN																								
O 9	v PHI																								
O 16	@ NYG																								
O 30	v WAS																								
N 6	v NYJ																								
N 13	@ DAL																								
N 20	@ MIA																								
N 27	@ NYJ																								
D 4	v TEN																								
D 11	@ SD																								
D 18	v MIA																								
D 24	v DEN																								
J 1	@ NE																								
2011 TOTALS		14	149	10.6	35	1		12	162	13.5	27	2		7	79	11.3	19	3		6	27	4.5	9	1	
NFL CAREER		45	502	11.2	37	4		106	1347	12.7	45	14		8	87	10.9	19	3		24	240	10.0	40	2	
w/BUFFALO														8	87	10.9	19	3							

Date	Game	22 FRED JACKSON						28 C.J. SPILLER						11 ROSCOE PARRISH					
		Rec	Yds	Avg	LG	TD		Rec	Yds	Avg	LG	TD		Rec	Yds	Avg	LG	TD	
S 11	@ KC	1	5	5.0	5	0		1	5	5.0	5	0		---					
S 18	v OAK	2	23	11.5	12	0		1	6	6.0	6	0		1	16	16.0	16	0	
S 25	v NE																		
O 2	@ CIN																		
O 9	v PHI																		
O 16	@ NYG																		
O 30	v WAS																		
N 6	v NYJ																		
N 13	@ DAL																		
N 20	@ MIA																		
N 27	@ NYJ																		
D 4	v TEN																		
D 11	@ SD																		
D 18	v MIA																		
D 24	v DEN																		
J 1	@ NE																		
2011 TOTALS		3	28	9.3	12	0		2	11	5.5	6	0		1	16	16.0	16	0	
NFL CAREER		139	1121	8.1	65	4		26	158	6.1	41	1		134	1502	11.2	51	7	
w/BUFFALO																			

2011 GAME-BY-GAME PUNTING

Date	Game
S 11	@ KC
S 18	v OAK
S 25	v NE
O 2	@ CIN
O 9	v PHI
O 16	@ NYG
O 30	v WAS
N 6	v NYJ
N 13	@ DAL
N 20	@ MIA
N 27	@ NYJ
D 4	v TEN
D 11	@ SD
D 18	v MIA
D 24	v DEN
J 1	@ NE
2010 TOTALS	

8 BRIAN MOORMAN													
No	Yds	Gross	Net	TB	Ret	In	LG	Blk	Punt Sequence				
		Avg	Avg.		Yds	20			Outcome/Return				
5	257	51.4	36.4	3	15	1	63	0	63	24	54	57	59
									tb	fc	tb	tb	15
2	99	49.5	40.0	0	19	0	58	0	58	41			
									7	12			
7	356	50.9	37.4	3	34	1	63	0					

NFL CAREER	782	34061	43.6	37.6	70	3247	222	84	1
------------	-----	-------	------	------	----	------	-----	----	---

2011 GAME-BY-GAME KICKING

Date	Game
S 11	@ KC
S 18	v OAK
S 25	v NE
O 2	@ CIN
O 9	v PHI
O 16	@ NYG
O 30	v WAS
N 6	v NYJ
N 13	@ DAL
N 20	@ MIA
N 27	@ NYJ
D 4	v TEN
D 11	@ SD
D 18	v MIA
D 24	v DEN
J 1	@ NE
2011 TOTALS	

NFL CAREERW/BUFFALO

Date	Game
S 11	@ KC
S 18	v OAK
S 25	v NE
O 2	@ CIN
O 9	v PHI
O 16	@ NYG
O 30	v WAS
N 6	v NYJ
N 13	@ DAL
N 20	@ MIA
N 27	@ NYJ
D 4	v TEN
D 11	@ SD
D 18	v MIA
D 24	v DEN
J 1	@ NE
2011 TOTALS	

2011 GAME-BY-GAME PUNT RETURNS

Date	Game
S 11	@ KC
S 18	v OAK
S 25	v NE
O 2	@ CIN
O 9	v PHI
O 16	@ NYG
O 30	v WAS
N 6	v NYJ
N 13	@ DAL
N 20	@ MIA
N 27	@ NYJ
D 4	v TEN
D 11	@ SD
D 18	v MIA
D 24	v DEN
J 1	@ NE
2011 TOTALS	

No	Yds	Avg	LG	FC TD
4	35	8.8	28	1 0
1	11	11.0	11	1 0
5	46	9.2	28	2 0

No	Yds	Avg	LG	FC TD

1	5	5.0	5	0 0
1	5	5.0	5	0 0

NFL CAREER w/BUFFALO
135 1622 12.0 82 t 52 3

NFL CAREER w/BUFFALO
13 180 13.8 34 8 0

2011 GAME-BY-GAME KICKOFF RETURNS

Date	Game
S 11	@ KC
S 18	v OAK
S 25	v NE
O 2	@ CIN
O 9	v PHI
O 16	@ NYG
O 30	v WAS
N 6	v NYJ
N 13	@ DAL
N 20	@ MIA
N 27	@ NYJ
D 4	v TEN
D 11	@ SD
D 18	v MIA
D 24	v DEN
J 1	@ NE
2011 TOTALS	

16 BRAD SMITH					
No	Yds	Avg	LG	TD	
1	21	21.0	21	0	

1	21	21.0	21	0	

NFL CAREER
w/BUFFALO

75	1989	26.5	106	t	3
1	21	21.0	21	0	

2011 GAME-BY-GAME DEFENSIVE STATS (DEFENSIVE BACKS)

Shaded rows indicates games started

21 LEODIS McKELVIN												23 AARON WILLIAMS												24 TERENCE McGEE											
Date	Game	TT	UT	AT	Sacks	Yds	Int	Yds	TD	FF	FR	TT	UT	AT	Sacks	Yds	Int	Yds	TD	FF	FR	TT	UT	AT	Sacks	Yds	Int	Yds	TD	FF	FR				
\$ 11	@ KC	3	3	0							1	3	3	0								0	0	0											
\$ 18	v OAK	6	6	0								1	1	0								--- INACTIVE ---													
\$ 25	v NE																																		
O 2	@ CIN																																		
O 9	v PHI																																		
O 16	@ NYG																																		
O 30	v WAS																																		
N 6	v NYJ																																		
N 13	@ DAL																																		
N 20	@ MIA																																		
N 27	@ NYJ																																		
D 4	v TEN																																		
D 11	@ SD																																		
D 18	v MIA																																		
D 24	v DEN																																		
J 1	@ NE																																		
2011 TOTALS		9	9	0	0.0	0.0	0	0	0	0	1	4	4	0	0.0	0.0	0	0	0	0	0	0	0	0	0	0.0	0.0	0	0	0	0				
NFL CAREER		107	89	18	0.0	0.0	4	74	1	2	2	4	4	0	0.0	0.0	0	0	0	0	0	0	506	418	88	3.0	11.0	17	166	1	3	3			
w/BUFFALO		(LG: 64t)										(LG: 46t)																							

[illegible]

29 DRAYTON FLORENCE											
Date	Game	TT	UT	AT	Sacks	Yds	Int	Yds	TD	FF	FR
S 11	@ KC	2	2	0			1	30	0		
S 18	v OAK	4	1	3							
S 25	v NE										
O 2	@ CIN										
O 9	v PHI										
O 16	@ NYG										
O 30	v WAS										
N 6	v NYJ										
N 13	@ DAL										
N 20	@ MIA										
N 27	@ NYJ										
D 4	v TEN										
D 11	@ SD										
D 18	v MIA										
D 24	v DEN										
J 1	@ NE										
2011 TOTALS		6	3	3	0.0	0.0	1	30	0	0	0
		(LG: 30)									
NFL CAREER		381	321	60	0.0	0.0	15	170	1	2	4
		(LG: 40c)									
w/BUFFALO		124	101	23	0.0	0.0	5	79	1	1	1
		(LG: 40c)									

31 JAIRUS BYRD											
TT	UT	AT	Sacks	Yds	Int	Yds	TD	FF	FR		
5	5	0									
10	8	2									
15	13	2	0.0	0.0	0	0	0	0	0	0	0
(LG: 37c)											
145	104	41	1.0	3.0	10	155	1	3	2		
(LG: 37c)											

37 GEORGE WILSON											
TT	UT	AT	Sacks	Yds	Int	Yds	TD	FF	FR		
5	5	0								1	
7	4	3									
12	9	3	0.0	0.0	0	0	0	0	1	0	0
(LG: 56)											
172	122	50	3.5	16.0	8	113	1	2	3		
(LG: 56)											

2011 GAME-BY-GAME DEFENSIVE STATS (DEFENSIVE BACKS cont.)

Shaded rows indicates games started

		43 BRYAN SCOTT									
Date	Game	TT	UT	AT	Sacks	Yds	Int	Yds	TD	FF	FR
S 11	@ KC	8	8	0	1.0	2.0					
S 18	v OAK	1	1	0							
S 25	v NE										
O 2	@ CIN										
O 9	v PHI										
O 16	@ NYG										
O 30	v WAS										
N 6	v NYJ										
N 13	@ DAL										
N 20	@ MIA										
N 27	@ NYJ										
D 4	v TEN										
D 11	@ SD										
D 18	v MIA										
D 24	v DEN										
J 1	@ NE										
2011 TOTALS		9	9	0	1.0	2.0	0	0	0	0	0
NFL CAREER		433	337	96	10.5	73.0	5	67	0	6	6
		(LG: 27)									
w/BUFFALO		200	150	50	7.0	42.0	1	27	0	2	3
		(LG: 27)									

2011 GAME-BY-GAME DEFENSIVE STATS (LINEBACKERS)

Shaded rows indicates games started

		50 NICK BARNETT									
Date	Game	TT	UT	AT	Sacks	Yds	Int	Yds	TD	FF	FR
S 11	@ KC	4	4	0							
S 18	v OAK	14	7	7						1	
S 25	v NE										
O 2	@ CIN										
O 9	v PHI										
O 16	@ NYG										
O 30	v WAS										
N 6	v NYJ										
N 13	@ DAL										
N 20	@ MIA										
N 27	@ NYJ										
D 4	v TEN										
D 11	@ SD										
D 18	v MIA										
D 24	v DEN										
J 1	@ NE										
2011 TOTALS		18	11	7	0.0	0.0	0	0	0	1	0
NFL CAREER		805	586	219	15.5	105.5	9	175	1	3	7
		(LG: 95t)									
w/BUFFALO		18	11	7	0.0	0.0	0	0	0	1	0

		51 CHRIS WHITE									
Date	Game	TT	UT	AT	Sacks	Yds	Int	Yds	TD	FF	FR
S 11	@ KC	0	0	0							
S 18	v OAK	0	0	0							
S 25	v NE										
O 2	@ CIN										
O 9	v PHI										
O 16	@ NYG										
O 30	v WAS										
N 6	v NYJ										
N 13	@ DAL										
N 20	@ MIA										
N 27	@ NYJ										
D 4	v TEN										
D 11	@ SD										
D 18	v MIA										
D 24	v DEN										
J 1	@ NE										
2011 TOTALS		0	0	0	0.0	0.0	0	0	0	0	0
NFL CAREER		0	0	0	0.0	0.0	0	0	0	0	0

		52 ARTHUR MOATS									
Date	Game	TT	UT	AT	Sacks	Yds	Int	Yds	TD	FF	FR
S 11	@ KC	--- INACTIVE ---									
S 18	v OAK	--- INACTIVE ---									
S 25	v NE										
O 2	@ CIN										
O 9	v PHI										
O 16	@ NYG										
O 30	v WAS										
N 6	v NYJ										
N 13	@ DAL										
N 20	@ MIA										
N 27	@ NYJ										
D 4	v TEN										
D 11	@ SD										
D 18	v MIA										
D 24	v DEN										
J 1	@ NE										
2011 TOTALS		0	0	0	0.0	0.0	0	0	0	0	0
NFL CAREER		23	10	13	2.5	13.5	0	0	0	1	0

		54 ANDRA DAVIS									
Date	Game	TT	UT	AT	Sacks	Yds	Int	Yds	TD	FF	FR
S 11	@ KC	0	0	0							
S 18	v OAK	5	3	2							
S 25	v NE										
O 2	@ CIN										
O 9	v PHI										
O 16	@ NYG										
O 30	v WAS										
N 6	v NYJ										
N 13	@ DAL										
N 20	@ MIA										
N 27	@ NYJ										
D 4	v TEN										
D 11	@ SD										
D 18	v MIA										
D 24	v DEN										
J 1	@ NE										
2011 TOTALS		5	3	2	0.0	0.0	0	0	0	0	0
NFL CAREER		778	537	241	12.0	87.0	9	83	0	5	2
		(LG: 30)									
w/BUFFALO		46	21	25	0.0	0.0	1	11	0	1	0
		(LG: 11)									

		55 KELVIN SHEPPARD									
Date	Game	TT	UT	AT	Sacks	Yds	Int	Yds	TD	FF	FR
S 11	@ KC	1	1	0							
S 18	v OAK	0	0	0							
S 25	v NE										
O 2	@ CIN										
O 9	v PHI										
O 16	@ NYG										
O 30	v WAS										
N 6	v NYJ										
N 13	@ DAL										
N 20	@ MIA										
N 27	@ NYJ										
D 4	v TEN										
D 11	@ SD										
D 18	v MIA										
D 24	v DEN										
J 1	@ NE										
2011 TOTALS		1	1	0	0.0	0.0	0	0	0	0	0
NFL CAREER		1	1	0	0.0	0.0	0	0	0	0	0

		56 SHAWNE MERRIMAN									
Date	Game	TT	UT	AT	Sacks	Yds	Int	Yds	TD	FF	FR
S 11	@ KC	1	1	0							
S 18	v OAK	4	3	1							
S 25	v NE										
O 2	@ CIN										
O 9	v PHI										
O 16	@ NYG										
O 30	v WAS										
N 6	v NYJ										
N 13	@ DAL										
N 20	@ MIA										
N 27	@ NYJ										
D 4	v TEN										
D 11	@ SD										
D 18	v MIA										
D 24	v DEN										
J 1	@ NE										
2011 TOTALS		5	4	1	0.0	0.0	0	0	0	0	0
NFL CAREER		236	181	55	43.5	260.0	1	10	0	8	3
		(LG: 10)									
w/BUFFALO		5	4	1	0.0	0.0	0	0	0	0	0

2011 GAME-BY-GAME DEFENSIVE STATS (LINEBACKERS cont.)

Shaded rows indicates games started

57 DANNY BATTEN											
Date	Game	TT	UT	AT	Sacks	Yds	Int	Yds	TD	FF	FR
S 11	@ KC	2	2	0							
S 18	v OAK	0	0	0							1
S 25	v NE										
O 2	@ CIN										
O 9	v PHI										
O 16	@ NYG										
O 30	v WAS										
N 6	v NYJ										
N 13	@ DAL										
N 20	@ MIA										
N 27	@ NYJ										
D 4	v TEN										
D 11	@ SD										
D 18	v MIA										
D 24	v DEN										
J 1	@ NE										
2011 TOTALS		2	2	0	0.0	0.0	0	0	0	0	1
NFL CAREER		2	2	0	0.0	0.0	0	0	0	0	1
w/BUFFALO											

58 KIRK MORRISON											
TT	UT	AT	Sacks	Yds	Int	Yds	TD	FF	FR		
1	1	0									
0	0	0									
1	1	0	0.0	0.0	0	0	0	0	0	0	0
764	574	190	5.0	19.0	7	126	0	6	5		
(LG: 45)											
1	1	0	0.0	0.0	0	0	0	0	0	0	0

59 ROBERT EDDINS											
TT	UT	AT	Sacks	Yds	Int	Yds	TD	FF	FR		
0	0	0									
--- INJURED RESERVE ---											
0	0	0	0.0	0.0	0	0	0	0	0	0	0
0	0	0	0.0	0.0	0	0	0	0	0	0	0

90 CHRIS KELSAY											92 ALEX CARRINGTON										
Date	Game	TT	UT	AT	Sacks	Yds	Int	Yds	TD	FF	FR	TT	UT	AT	Sacks	Yds	Int	Yds	TD	FF	FR
S 11	@ KC	1	1	0								0	0	0							
S 18	v OAK	3	2	1								0	0	0							
S 25	v NE																				
O 2	@ CIN																				
O 9	v PHI																				
O 16	@ NYG																				
O 30	v WAS																				
N 6	v NYJ																				
N 13	@ DAL																				
N 20	@ MIA																				
N 27	@ NYJ																				
D 4	v TEN																				
D 11	@ SD																				
D 18	v MIA																				
D 24	v DEN																				
J 1	@ NE																				
2011 TOTALS		4	3	1	0.0	0.0	0	0	0	0	0	0	0	0	0.0	0.0	0	0	0	0	0
NFL CAREER		471	271	200	25.5	176.5	3	20	1	6	6	8	6	2	1.0	1.0	0	0	0	0	0
w/BUFFALO																					

Shaded rows indicates games started

(LG: 8)

2011 BIG PLAYS

BILLS BIG PLAYS

◀ or ◀◀ Indicates plays on same drive

Date	Game
S 11	@ KC
S 18	v OAK

BILLS 10+ YARD RUSHES		
Gain, Player	Qtr.	Drive Result
14, Jackson	3	Punt
24, Jackson	3	TD-P
11, Jackson	4	TD-R
13, J.White	4	Punt
34, Jackson	1	Punt
13, Fitzpatrick	3	◀ TD-R
43t, Jackson	3	◀ TD-R
12, Spiller	3	◀◀ TD-P
11, B.Smith	3	◀◀ TD-P
18, Spiller	3	◀◀ TD-P
29, Jackson	3	TD-R
26, Spiller	4	TD-P
12 10+ yard rushes		

BILLS 20+ YARD PASSES		
Gain, Player	Qtr.	Drive Result
35, Fitzpatrick-Nelson	1	◀ TD-P
27t, Fitzpatrick-St.Johnson	1	◀ TD-P
none		
2 20+ yard passes		

OPPONENTS BIG PLAYS

◀ or ◀◀ Indicates plays on same drive

Date	Game
S 11	@ KC
S 18	v OAK

OPPONENTS 10+ YARD RUSHES		
Gain, Player	Qtr.	Drive Result
22, Charles	1	FGA
23, McCluster	2	◀ TD-P
14, Charles	2	◀ TD-P
12, McCluster	4	Punt
14, McFadden	1	◀ TD-R
22, Bush	2	◀◀ TD-R
25, Moore	4	◀ TD-P
7 10+ yard rushes		

OPPONENTS 20+ YARD PASSES		
Gain, Player	Qtr.	Drive Result
20, Cassel-Breaston	2	◀ TD-P
20, Campbell-Moore	2	◀ TD-R
42, Campbell-Moore	2	◀◀ TD-R
25, Campbell-Hagan	4	◀ TD-P
50t, Campbell-Moore	4	TD-P
24, Campbell-Moore	4	INT
6 20+ yard passes		

2011 GOAL TO GO

OFFENSE						DEFENSE					
Date	Opponent	#	Qtr.	Result	(pts)	Date	Opponent	#	Qtr.	Result	(pts)
9/11	Kansas City	1	1	TD	(7)	9/11	Kansas City	1	2	TD	(7)
9/11	Kansas City	2	3	TD	(7)	9/18	Oakland	1	2	TD	(7)
9/11	Kansas City	3	3	TD	(7)	9/18	Oakland	2	2	TD	(7)
9/18	Oakland	1	3	TD	(7)	9/18	Oakland	3	2	TD	(7)
9/18	Oakland	2	4	TD	(7)						
9/18	Oakland	3	4	TD	(7)						

2011 Breakdown:	6 times inside 6 touchdowns 0 Field Goals	2011 Breakdown:	4 times inside 4 touchdowns 0 Field Goals
Scoring Percentage:	100.0% (6 of 6)	Scoring Percentage:	100.0% (4 of 4)
Failed to Score:	0.0% (0 of 6)	Failed to Score:	0.0% (0 of 4)
TD Percentage:	100.0% (6 of 6)	TD Percentage:	100.0% (4 of 4)
FG Percentage:	0.0% (0 of 6)	FG Percentage:	0.0% (0 of 4)

2011 INSIDE THE 20

OFFENSE					DEFENSE				
Date	Opponent	#	Qtr.	Result (pts)	Date	Opponent	#	Qtr.	Result (pts)
9/11	Kansas City	1	1	TD (7)	9/11	Kansas City	1	2	TD (7)
9/11	Kansas City	2	2	FG (3)	9/18	Oakland	1	2	TD (7)
9/11	Kansas City	3	3	TD (7)	9/18	Oakland	2	2	TD (7)
9/11	Kansas City	4	3	TD (7)	9/18	Oakland	3	2	TD (7)
9/11	Kansas City	5	4	TD (7)	9/18	Oakland	4	4	TD (7)
9/18	Oakland	1	2	FG (3)					
9/18	Oakland	2	3	TD (7)					
9/18	Oakland	3	4	TD (7)					
9/18	Oakland	4	4	TD (7)					
9/18	Oakland	5	4	TD (7)					

2011 Breakdown:	10 times inside 8 touchdowns 2 Field Goals	2011 Breakdown:	5 times inside 5 touchdowns 0 Field Goals
Scoring Percentage:	100.0% (10 of 10)	Scoring Percentage:	100.0% (5 of 5)
Failed to Score:	0.0% (0 of 10)	Failed to Score:	0.0% (0 of 5)
TD Percentage:	80.0% (8 of 10)	TD Percentage:	100.0% (5 of 5)
FG Percentage:	20.0% (2 of 10)	FG Percentage:	0.0% (0 of 5)

THE LAST TIME...

PUNT RETURNED FOR A TD

By Bills: Roscoe Parrish vs. Seattle Seahawks, 9/7/08 (63 yards)

By Opponent: Karl Williams at Tampa Bay Buccaneers, 11/26/01 (73 yards)

KICKOFF RETURNED FOR A TD

By Bills: C.J. Spiller at New England Patriots, 9/26/10 (95 yards)

By Opponent: Glenn Holt vs. Cincinnati Bengals, 11/4/07 (100 yards)

INTERCEPTION RETURNED FOR A TD

By Bills: Jairus Byrd (37 yards) at New York Jets, 1/2/11

By Opponent: Marquice Cole (35 yards) at New York Jets, 1/2/11

AT LEAST TWO INTERCEPTIONS IN A GAME

By Bills: Drayton Florence at Minnesota Vikings, 12/5/10 (2 INT)

By Opponent: Ed Reed at Baltimore Ravens, 10/24/10 (2 INT)

FUMBLE RETURNED FOR A TD

By Bills: Drayton Florence at Cincinnati Bengals, 11/21/10 (27 yards)

By Opponent: Shaun Ellis at New York Jets, 12/14/08 (11 yards)

PUNT BLOCKED

By Bills: Coy Wire at Miami Dolphins, 9/17/06

By Opponent: Jason Glenn vs. New York Jets, 9/8/02

PUNT BLOCK RETURNED FOR A TD

By Bills: Jason Peters at Cincinnati Bengals, 12/19/04 (in end zone – Recovered own block of P Kyle Larson)

By Opponent: Cris Dishman, at Houston Oilers, 9/24/89 (7 yards - Bubba McDowell blocked John Kidd's punt)

FIELD GOAL BLOCKED

By Bills: Spencer Johnson at Atlanta Falcons, 12/27/09

By Opponent: Tyvon Branch vs. Oakland Raiders, 9/18/11

FIELD GOAL BLOCK RETURNED FOR TD

By Bills: Cornelius Bennett vs. Denver Broncos, 9/30/90 (80 yards after Nate Odomes blocked David Treadwell's att.)

By Opponent: Lemar Parrish, Cincinnati Bengals, 11/8/70 (83 yards after Ken Riley blocked Grant Guthrie's att.)

EXTRA POINT BLOCKED

By Bills: Phil Hansen, at Kansas City Chiefs, 9/14/97

By Opponent: Israel Idonije, vs. Chicago Bears, 11/7/10

EXTRA POINT MISSED/FAILED

By Bills: Missed – Jake Ariens vs. Miami Dolphins, 11/25/02 (wide right)

Failed- Steve Christie at Indianapolis Colts, 12/11/00 (thru holder's hands)

By Opponent: Missed- Doug Brien at Minnesota Vikings, 9/15/02 (2 times, both wide left)

Failed- Pete Stoyanovich vs. Miami Dolphins, 9/26/93 (bobbled snap)

TWO POINT CONVERSION ATTEMPTED and SUCCESSFUL

By Bills: Trent Edwards pass to Lee Evans at St. Louis Rams, 9/28/08

By Opponent: Jay Cutler pass to Matt Forte vs. Chicago Bears, 11/7/10

TWO POINT CONVERSION FAILED

By Bills: Fred Jackson run failed vs. Chicago Bears, 11/7/10

By Opponent: Shaun Hill pass to Brandon Pettigrew failed vs. Detroit Lions, 11/14/10

SAFETY RECORDED

By Bills: Angelo Crowell sacked Jason Campbell in End Zone at Washington, 12/2/07

By Opponent: Garrison Sanborn fumbles out of bounds in End Zone, 9/12/10 (intentional safety)

100 YARD INDIVIDUAL RUSHING GAME

By Bills: Fred Jackson (117 yards) vs. Oakland Raiders, 9/18/11

By Opponent: Joe McKnight (158 yards) at New York Jets, 1/2/11

THE LAST TIME...

200 YARD INDIVIDUAL RUSHING GAME

By Bills: Fred Jackson (212 yards) vs. Indianapolis Colts, 1/3/10

By Opponent: Thomas Jones (210 yards) at New York Jets, 10/18/09

TWO 100 YARD RUSHERS IN THE SAME GAME

By Bills: Fred Jackson (115 yards) and Marshawn Lynch (107 yards) vs. Miami Dolphins, 12/9/07

By Opponent: LaDainian Tomlinson (133 yards) & Shonn Greene (117 yards) vs. New York Jets, 10/3/10

100 YARD INDIVIDUAL RECEIVING GAME

By Bills: Fred Jackson (5-104) vs. Pittsburgh Steelers, 11/28/10

By Opponent: Brandon Marshall (11-106) at Miami Dolphins, 12/19/10

200 YARD INDIVIDUAL RECEIVING GAME

By Bills: Lee Evans (11-265) at Houston Texans, 11/19/06

By Opponent: Chris Chambers (15-238) at Miami Dolphins, 12/4/05

TWO 100 YARD RECEIVERS IN THE SAME GAME

By Bills: Steve Johnson (158 yards) and Lee Evans (105 yards) at Baltimore Ravens, 10/24/10

By Opponent: Oronde Gadsden (118 yards) and Chris Chambers (101 yards) vs. Miami Dolphins, 11/25/01

300+ YARD INDIVIDUAL PASSING GAME

By Bills: Ryan Fitzpatrick (316) at Cincinnati Bengals, 11/21/10

By Opponent: Jason Campbell (323) vs. Oakland Raiders, 9/18/11

FIVE TOUCHDOWNS RUSHING

By Bills: Cookie Gilchrist vs. New York Titans, 12/8/63

By Opponent: Never accomplished

AT LEAST FOUR TOUCHDOWNS RUSHING

By Bills: Willis McGahee at Seattle Seahawks, 11/28/04

By Opponent: Clarence Williams at San Diego Chargers, 9/16/79

AT LEAST THREE TOUCHDOWNS RUSHING

By Bills: Willis McGahee at Seattle Seahawks, 11/28/04

By Opponent: Adrian Peterson (3) at Minnesota Vikings, 12/5/10

AT LEAST TWO TOUCHDOWNS RUSHING

By Bills: Fred Jackson (2) vs. Oakland Raiders, 9/18/11

By Opponents: Adrian Peterson (3) at Minnesota Vikings, 12/5/10

FOUR TD RECEPTIONS

By Bills: Don Beebe vs. Pittsburgh Steelers, 9/8/91

By Opponents: Randy Moss vs. New England Patriots, 11/18/07

AT LEAST THREE TD RECEPTIONS

By Bills: Steve Johnson at Cincinnati Bengals, 11/21/10

By Opponents: Marvin Harrison at Indianapolis Colts, 9/23/01

AT LEAST TWO TD RECEPTIONS

By Bills: Scott Chandler (2) at Kansas City, 9/11/11

By Opponents: Rob Gronkowski (2) vs. New England Patriots, 12/26/10

SIX TD PASSES

By Bills: Jim Kelly vs. Pittsburgh Steelers, 9/8/91

By Opponents: Daryle Lamonica, at Oakland Raiders, 10/19/69

AT LEAST FIVE TD PASSES

By Bills: Jim Kelly vs. Cincinnati Bengals, 10/21/91

By Opponent: Tom Brady vs. New England Patriots, 11/18/07

THE LAST TIME...

AT LEAST FOUR TD PASSES

By Bills: Ryan Fitzpatrick (4) at Kansas City, 9/11/11

By Opponent: Tom Brady (5) vs. New England Patriots, 11/18/07

AT LEAST THREE TD PASSES

By Bills: Ryan Fitzpatrick (3) vs. Oakland Raiders, 9/18/11

By Opponents: Tom Brady (3) vs. New England Patriots, 12/26/10

LAST OVERTIME GAME

By Bills: 11/28/10 vs. Pittsburgh Steelers (16-19) L

WON IN OVERTIME

By Bills: 10/18/09 at New York Jets (16-13)

By Opponent: 11/28/10 vs. Pittsburgh Steelers (16-19)

SHUTOUT RECORDED

By Bills: 12/17/06 vs. Miami Dolphins (21-0)

By Opponent: 12/28/08 vs. New England (13-0)

AT LEAST 200-YARDS RUSHING

By Bills: 217 vs. Oakland Raiders, 9/18/11

By Opponent: 276 at New York Jets, 1/2/11

AT LEAST 300-YARDS RUSHING

By Bills: 315 vs. Atlanta Falcons, 11/22/92

By Opponent: 318 at New York Jets, 10/18/09

AT LEAST 400 NET YARDS PASSING

By Bills: 437 at Minnesota Vikings, 9/15/02

By Opponent: 422 at Atlanta Falcons, 12/23/01

AT LEAST 300 NET YARDS PASSING

By Bills: 308 at Cincinnati Bengals, 11/21/10

By Opponent: 323 vs. Oakland Raiders, 9/18/11

AT LEAST 500 TOTAL YARDS

By Bills: 514 at Baltimore Ravens, 10/24/10

By Opponent: 532 at Denver Broncos, 12/21/08

AT LEAST 400 TOTAL YARDS

By Bills: 481 vs. Oakland Raiders, 9/18/11

By Opponent: 454 vs. Oakland Raiders, 9/18/11

50 OR MORE POINTS

By Bills: 54 at Kansas City Chiefs, 11/23/08

By Opponent: 56 vs. New England Patriots, 11/18/07

40 OR MORE POINTS

By Bills: 41 at Kansas City, 9/11/11

By Opponent: 41 at Tennessee Titans, 11/15/09

2011 TURNOVER ANALYSIS

OFFENSIVE TURNOVERS

<u>Date</u>	<u>Opponent</u>	<u>Turnover</u>	<u>Yardline</u>	<u>Qtr.</u>	<u>Result (Pts.)</u>
9/11	Kansas City	B. Smith - INT	KC 12	4	Punt (0)
9/18	Oakland	R. Fitzpatrick – INT	BUF 36	2	TD (7)

DEFENSIVE TURNOVERS

<u>Date</u>	<u>Opponent</u>	<u>Turnover</u>	<u>Yardline</u>	<u>Qtr.</u>	<u>Result (Pts.)</u>
9/11	Kansas City	L. McKelvin - FR	KC 21	2	FG (3)
9/11	Kansas City	D. Florence - INT	BUF 42	4	TD (7)
9/18	Oakland	D. Batten - FR	BUF 43	3	TD (7)
9/18	Oakland	D. Searcy – INT	BUF 0	4	EOG

SPECIAL TEAMS TURNOVERS

<u>Date</u>	<u>Opponent</u>	<u>Turnover</u>	<u>Yardline</u>	<u>Qtr.</u>	<u>Result (Pts.)</u>
9/11	Kansas City	K. Sheppard - FR	KC 26	1	TD (7)

2011 ETCs

2-0 Season Record	1-0 At Home	1-0 In 3-point or less Games
0-0 Postseason Games	1-0 On the Road	1-0 When Won Coin Toss
0-0 In AFC East Games	2-0 Outdoors	1-0 When Lost Coin Toss
0-0 In AFC North Games	0-0 In Domed Stadiums	1-0 When Scored First
0-0 In AFC South Games	1-0 On Grass	1-0 When Opp. Scored First
2-0 In AFC West Games		0-0 In overtime games
0-0 In NFC Games		

1-0 When Yielding 20 Points or Less

2-0 When Scoring 21 Points or More

1-0 When Led at Halftime
 1-0 When Trailing at Halftime
 0-0 When Tied at Halftime

1-0 When Led at the End of 3rd Quarter
 1-0 When Trailing at the End of 3rd Quarter
 0-0 When Tied at the End of 3rd Quarter

2-0 When Buffalo has 100-Yard Rusher

0-0 When Opp. has 100-Yard Rusher

0-0 When Buffalo has 100-Yard Receiver

1-0 When Opp. has 100-Yard Receiver

0-0 When Buffalo has 300-Yard Passer

0-0 When Opp. has 300-Yard Passer

2011 INSTANT REPLAY

Buffalo has challenged 0 plays this season under the NFL's replay system.

Date	Opp.	Explanation	Result
------	------	-------------	--------

REGULAR SEASON WEEK 1 – Bills 41, Chiefs 7
September 11, 2011 – Arrowhead Stadium – 68,755

The Buffalo Bills played their first game of the regular season Sunday in Kansas City. The result was a 41-7 win against the Kansas City Chiefs in front of a crowd of 68,755 at Arrowhead Stadium in Kansas City, Missouri.

Buffalo got off to the fast start that they were hoping for. Kansas City kick returner, RB Dexter McCluster, fumbled the opening kickoff return which was recovered by Bills rookie LB Kelvin Sheppard and gave Buffalo the perfect opportunity to strike first. After just 5 plays, QB Ryan Fitzpatrick threw a 4 yard touchdown pass to TE Scott Chandler for the early 7-0 lead. The Bills offense kept the momentum going and moved the ball well down the field throughout the first quarter. The Bills extended their lead, 14-0, with another QB Ryan Fitzpatrick touchdown pass to WR Stevie Johnson. WR Stevie Johnson extended to his fullest to make the leaping grab against a Chiefs defender.

QB Matt Cassel and the Chiefs had a rough start against the Bills defense. QB Matt Cassel threw for 119 yards with one touchdown and one interception. QB Matt Cassel and the Chiefs offense never got into a rhythm, like they did so well last year. The Bills rush defense, which ranked last in the league last year, held the two biggest running threats, RB Jamaal Charles and RB Dexter McCluster to just 98 yards. The Bills were able to create some pressure and sack QB Matt Cassel twice. It seems apparent that new comers such as; DE Marcell Dareus, LB Nick Barnett, and LB Shawne Merriman have made an immediate impact.

Bills RB Fred Jackson started off the 2011 season on the right foot. He was able to tally his first 100 yard rushing game of the season. RB Fred Jackson rushed for 112 yards on 20 attempts. Jackson fought for every yard he gained by dragging the Kansas City defense right down the field. The second part of the Bills RB duo, C.J. Spiller, also had a productive day by scoring a 9 yard touchdown to put the game away for the Bills, 41-7 in the fourth quarter.

Buffalo's offense was the big story of the day. Ryan Fitzpatrick threw for 208 yards with four touchdowns. His favorite receiver of the day was TE Scott Chandler. TE Scott Chandler was thrown to five times and had two touchdowns. These marked the first of his NFL career. WR Stevie Johnson and WR David Nelson had an equally productive game, each catching the ball four times for 66 yards. QB Brad Smith lined up in the wild cat position for the first time with the Bills this season and was able to convert more than once on third down. Buffalo's offense seemed to have found what they were missing all of last season.

TEAM	1	2	3	4	Final
CHIEFS	0	7	0	0	7
BILLS	14	6	14	7	41

TEAM	QTR.	TIME	SCORING PLAY	DRIVE	SCORE
BUF	1	12:14	S. Chandler 4 yd. pass from QB R. Fitzpatrick (R. Lindell Kick)	5-26, 2:39	7-0
BUF	1	0:55	S. Johnson 27 yd. pass from QB R. Fitzpatrick (R. Lindell Kick)	7-75, 3:37	14-0
BUF	2	6:50	R. Lindell 29 yd. Field Goal	9-50, 5:04	17-0
BUF	2	5:42	R. Lindell 38 yd. Field Goal	4-1, 0:49	20-0
KC	2	1:46	J. Charles 6 yd. pass from M. Cassel (R. Succop Kick)	11-81, 3:52	20-7
BUF	3	4:19	S. Chandler 11yd. pass from QB R. Fitzpatrick (R. Lindell Kick)	8-59, 5:52	27-7
BUF	3	0:14	D. Jones 4 yd. pass from QB R. Fitzpatrick (R. Lindell Kick)	6-32, 2:50	34-7
BUF	4	11:50	C. Spiller 9 yd. run (R. Lindell Kick)	4-28, 2:11	41-7

	BUF	KC
First Downs	23	13
Rushes-Yards	39-173	18-108
Net Passing Yards	201	105
Total Net Yards	364	213
Passing (A-C-I)	17-26-1	22-36-1
Sacked by Opp.	1-7	2-14
Punts-Average	5-51.4	8-41.0
Fumbles-Lost	1-0	2-2
Penalties	5-30	1-3
Time of Poss.	37:02	22:58

RUSHING

BILLS: F. Jackson 20-112, J. White 8-26, C. Spiller 5-16, B. Smith 3-6, R. Fitzpatrick 3-3

CHIEFS: J. Charles 10-56, D. McCluster 4-42, J. Battle 2-7, T. Jones 2-3

PASSING

BILLS: R. Fitzpatrick 17-26, 208 yards, B. Smith 0-1, 0 yards

CHIEFS: M. Cassel 22-36, 119 yards

RECEIVING

BILLS: St. Johnson 4-66, D. Nelson 4-66, S. Chandler 5-63, F. Jackson 1-5, C. Spiller 1-5, D. Jones 1-3

CHIEFS: S. Breaston 2-26, D. McCluster 5-25, L. Pope 3-24, D. Bowe 2-17, J. O'Connell 1-15, J. Charles 5-9, K. Colbert 2-8, J. Battle 1-(-1), M. Cassel 1-(-4)

REGULAR SEASON WEEK 1 – Bills 38, Raiders 35
September 18, 2011 – Ralph Wilson Stadium – 68,191

The Bills played their first game at home on Sunday. The result was a 38-35 comeback win against the Raiders in front of a crowd of 68,191 at Ralph Wilson Stadium in Orchard Park, New York.

Buffalo got off to a slow start and found themselves quickly behind 14-0 in the second quarter. The Bills were able to sustain a drive to put some points on the board and cut the lead down to 14-3. Right when it looked like the Bills were back in it the Raiders came right back with a QB Jason Campbell one yard touchdown run to get back their 18 point lead. QB Ryan Fitzpatrick took charge and scored on five straight drives that ultimately led to the winning touchdown. RB Fred Jackson had his second 100 yard rushing game of the season and added two touchdowns. His 43 yard touchdown run at the beginning of the third quarter began the Bills second half comeback. After that the Bills had turned the momentum to their side. With 14 seconds left on the clock, the Bills found themselves down by four points. On fourth down, QB Ryan Fitzpatrick found a wide open WR David Nelson for the go ahead touchdown and also game winning. WR David Nelson along with WR Stevie Johnson were the Bills go to receivers. WR David Nelson had 10 receptions for 83 yards while Stevie Johnson had a team high 96 yards with one touchdown.

Oakland QB Jason Campbell threw for 323 yards and had two touchdowns. RB Darren McFadden was both Oakland's biggest running and receiving threat. RB McFadden had 72 yards rushing and another 71 yards receiving with two touchdowns. WR Denarius Moore had 146 yards receiving on just five receptions. The biggest Bills defensive play came on the last play of game when QB Jason Campbell threw a Hail Mary pass that landed in the arms of Bills DB Da'Norris Searcy, for his first career interception. After both teams left the field, the officials announced they were going to review the interception. It took about ten minutes to make the call final, which there for ended the game and gave the Bills their second win of the 2011 season.

TEAM	1	2	3	4	Final
RAIDERS	0	7	0	14	35
BILLS	0	3	14	21	38

TEAM	QTR.	TIME	SCORING PLAY	DRIVE	SCORE
OAK	2	11:37	M. Bush 1 yd. run (S. Janikowski kick)	14-71, 7:25	7-0
OAK	2	8:08	D. McFadden 5 yd. run (S. Janikowski kick)	5-34, 2:31	14-0
BUF	2	2:22	R. Lindell 25 yd. Field Goal	10-73, 5:46	14-3
OAK	2	1:22	J. Campbell 1 yd. run (S. Janikowski kick)	5-82, 1:00	21-3
BUF	3	13:26	F. Jackson 43 yd. run (R. Lindell kick)	3-80, 1:34	21-10
BUF	3	3:41	S. Johnson 7 yd. pass from QB Ryan Fitzpatrick	7-57, 3:28	21-17
BUF	4	14:10	F. Jackson 1 yd. run (R. Lindell kick)	7-69, 3:20	21-24
OAK	4	9:18	D. McFadden 12 yd. run (S. Janikowski kick)	8-80, 4:52	28-24
BUF	4	4:48	S. Chandler 6 yd. pass from R. Fitzpatrick (R. Lindell kick)	9-80, 4:30	28-31
OAK	4	3:41	D. Moore 50 yd. pass from J. Campbell (S. Janikowski kick)	5-88, 1:07	35-31
BUF	4	0:14	D. Nelson 6 yd. pass from R. Fitzpatrick (R.Lindell kick)	14-80, 3:27	35-38

	BUF	OAK
First Downs	34	26
Rushes-Yards	25-217	30-131
Net Passing Yards	264	323
Total Net Yards	481	454
Passing (A-C-I)	46-28-1	33-23-1
Sacked by Opp.	0-0	0-0
Punts-Average	2-49.5	3-51.7
Fumbles-Lost	0-0	1-1
Penalties	3-26	8-85
Time of Poss.	30:47	29:13

RUSHING

BILLS: F. Jackson 15-117, 2TDs; C. Spiller 4-63; R. Fitzpatrick 3-23; B. Smith 3-14

RAIDERS: D. McFadden 20-72 1 TD; D. Moore 1-25; M. Bush 4-23, 1TD; T. Jones 1-4; M. Reece 1-4; J. Campbell 3-3

PASSING

BILLS: R. Fitzpatrick 28-264, 3TDs

RAIDERS: J. Campbell 23-323, 2TDs

RECEIVING

BILLS: D. Nelson 10-83, 1TD; St. Johnson 8-96, 1TD; D. Jones 4-24; F. Jackson 2-23; S. Chandler 2-16, 1TD; R. Parrish, 1-16; C. Spiller 1-6
RAIDERS: D. McFadden 7-71, 1TD; D. Moore 5-146 1TD; D. Hagan 5-61; M. Reece 3-20; B. Myers 2-16; C. Schilens 1-9

2011 PLAYER PARTICIPATION

	GP/GS	@KC	OAK	NE	CIN	PHI	@NYG	WAS	NYJ	@DAL	@MIA	@NYJ	TEN	@SD	MIA	DEN	@NE
Aiken, Kamar	0/0	PS	PS														
Barnett, Nick	2/2	WLB	WLB														
Batten, Danny	2/0	P	P														
Bell, Demetrius	2/2	LT	LT														
Brown, Colin	0/0	IL	IL														
Brown, Levi	0/0	PS	--														
Byrd, Jairus	2/2	FS	FS														
Carrington, Alex	2/0	P	P														
Caussin, Mike	0/0	PS	PS														
Chandler, Scott	2/1	TE	P														
Corto, Jon	0/0	IR	IR														
Dareus, Marcell	2/2	LDE	LDE														
Davis, Andra	2/1	P	MLB														
Dotson, Lionel	0/0	PS	PS														
Easley, Marcus	0/0	IL	IR														
Eddins, Robert	1/0	P	IR														
Edwards Dwan	2/1	P	RDE														
Fitzpatrick, Ryan	2/2	QB	QB														
Florence, Drayton	2/2	CB	LCB														
Hairston, Chris	2/0	P	P														
Hall, Bruce	0/0	IR	IR														
Heard, Kellen	2/0	P	P														
Huggins, Felton	0/0	IR	IR														
Jackson, Fred	2/2	RB	RB														
Jasper, Mike	0/0	PS	PS														
Johnson, Spencer	2/0	P	P														
Johnson, Stevie	2/2	WR	WR														
Jones, Donald	2/2	WR	WR														
Kelsay, Chris	2/2	SLB	SLB														
Levitte, Andy	2/2	LG	LG														
Lindell, Rian	2/0	P	P														
Martin, David	2/0	P	P														
McGee, Terrence	1/1	LCB	IL														
McIntyre, Corey	2/0	P	P														
McKelvin, Leodis	2/2	RCB	RCB														
Merriman, Shawne	2/2	JLB	JLB														
Miller, Doyle	0/0	PS	PS														
Moats, Arthur	0/0	IL	IL														
Moorman, Brian	2/0	P	P														
Morrison, Kirk	2/0	P	P														
Nelson, David	2/2	WR	WR														
Nesbitt, Joshua	0/0	PS	PS														
Parrish, Roscoe	2/2	WR	WR														
Pears, Erik	2/2	RT	RT														
Rinehart, Chad	2/0	P	P														
Rogers, Justin	0/0	IL	IL														
Roosevelt, Naaman	0/0	PS	PS														
Sanborn, Garrison	2/0	P	P														
Scott, Bryan	2/1	DB	P														
Searcy, Da'Norris	2/0	P	P														
Sheppard, Kelvin	2/0	P	P														
Smith, Brad	2/0	P	P														
Spiller, C.J.	2/0	P	P														
Thigpen, Tyler	1/0	P	DNP														
Torbor, Reggie	0/0	IR	IR														
Troup, Torell	0/0	IL	IL														
Urbik, Kraig	2/2	RG	RG														
Wang, Ed	0/0	IR	IR														
White, Chris	2/0	P	P														
White, Johnny	2/0	P	P														
Williams, Aaron	2/0	P	P														
Williams, Kyle	2/2	NT	NT														
Wilson, George	2/2	SS	SS														
Wood, Eric	2/2	C	C														
Young, Sam	0/0	IL	IL														

LEGEND:

P - Played

DNP - Did Not Play

IR - Injured Reserve

DNR - Did Not Report

PS - Practice Squad

IL - Inactive List

R - Reserve

PSI - Practice Squad Injured

Team/Offense Rank (Within League)

BAL	BUF	CIN	CLE	DEN	HOU	IND	JAX	KC	MIA	NE	NYJ	OAK	PIT	SD	TEN	ARI	ATL	CAR	CHI	DAL	DET	GB	MIN	NO	NYG	PHI	STL	SF	SEA	TB	WAS	
25	7	19	26	22	14	29	28	30	10	1	21	12	13	3	15	TYDs/G	16	17	2	23	4	8	9	27	5	24	6	18	31	32	20	11
19	7	21	29	24	18	27	30	28	12	1	22	13	14	9	11	TYDs/P	3	16	4	25	5	10	2	20	8	26	6	23	31	32	15	17
12t	1	15	21	24	5	23	6	7	8	16	28	4	20	22	30	RYDs/G	19	9	29	27	31	12t	11	3	17	18	2	14	26	32	25	10
12	2	16	26	22	18	14	21	5	6	13	27	10	20	23	30	RshAvg	7	4	28	19	32	25	9	3	17	24	1	8	29	31	11	15
25t	18t	18t	25t	20	22	27	30	32	9t	1	13	23	9t	4	7	PsyD/G	12	21	2	17	3	6	8	31	5	24	16	14t	29	28	14t	11
20	17	18	26	22	10	30	29	32	16	1	13	9	12	8	7	PasAvg	6	24	3	25	2	5	4	28	11	19	14	23	27	31	21	15
22t	21	1t	7	8	24	9t	32	31	16	5	28	13	27	29	19	%HdInt	12	26	30	6	25	20	1t	14	1t	22t	9t	1t	15	11	17t	17t
14	2	24	6	27	18	16	20	15	19	5	17	3	21	8	4	Sac/PP	23	29	26	31	12	1	9	25	10	28	7	22	30	32	11	13
27	2	19t	19t	10	9	24t	28t	32	11t	3	24t	8	11t	1	24t	1D/Gm	28t	15t	5	19t	14	7	15t	19t	11t	17	4	19t	30t	30t	18	6
15t	9t	24t	14	9t	15t	31	12	32	30	2	21	6t	8	1	13	3D Eff	19	15t	20	24t	15t	26	4t	11	3	29	4t	28	23	27	6t	22
14t	1t	14t	9t	27t	1t	14t	14t	27t	9t	14t	27t	1t	14t	14t	1t	4D Eff	27t	14t	14t	14t	1t	1t	14t	27t	12t	14t	14t	8	27t	9t	12t	1t
30	14t	19	7	2	3	32	18	17	14t	8	29	11	12	23t	23t	PR Avg	1	20	25t	25t	10	21	25t	25t	4	13	31	9	5	22	16	6
4	26	13t	5	13t	2	18	28	24	15	16	12	30	7	21t	31t	KR Avg	8	20	19	23	27	31t	3	9	10	29	25	17	1	21t	6	11
12	5	17	31	6	10	8	21	27	4	29	30	2	3	26	24	GPntAv	13	32	28	15	20	18	25	16	11	14	23	19	1	9	7	22
9	16	15	27	7	10	30	29	17	6	28	20	13	2	19	23	NPntAv	21	26	31	4	25	8	32	11	5	14	22	12	1	18	3	24
15	1	13t	18t	18t	9t	29	30	32	25t	3	7	8	27	17	24	Pts/Gm	13t	16	18t	22	11	2	4	25t	5	23	6	28	9t	31	18t	12
1t	21t	1t	1t	21t	1t	20	1t	30	27t	21t	1t	1t	29	1t	25t	FG%	31t	1t	1t	1t	21t	1t	1t	1t	1t	1t	31t	25t	19	1t	1t	27t

Opponent/Defense Rank (Within League)

BAL	BUF	CIN	CLE	DEN	HOU	IND	JAX	KC	MIA	NE	NYJ	OAK	PIT	SD	TEN	ARI	ATL	CAR	CHI	DAL	DET	GB	MIN	NO	NYG	PHI	STL	SF	SEA	TB	WAS	
22	14	9	6	15	1	16	5	24	32	31	8	25	2	17t	3	TYDs/G	29	27	26	23	4	7	30	21	12	19	13	20	17t	10	28	11
19	18	3	2	16	5	12	17	20	31	30	7	23	9	26	1	TYDs/P	28	27	32	22	4	6	29	21	8	15	11	10	14	13	25	24
4	21	16	24	28	17	29	5	25	22	11	9	27	12	26	14	RYDs/G	23	18	19	20	2	13	6	10	7	3	30	32	1	15	31	8
4	28	9	17	19	26	11	6	12	18	20	8	32	21	27	7	RshAvg	15	13	25	30	3	23	10	14	16	2	31	29	1	5	22	24
28	13	8	2	9	1	10	14	20	30	31	11	21	4t	15	3	PsyD/G	29	27	26	22	16	7	32	23	18	24	6	4t	25	12	19	17
20	13	9	1	14	2	22	21	24	31	28	15	8	6	23	10	PasAvg	29	30	32	12	11	4	25	17	7	16	3	5	18	26	27	19
4	16t	23t	23t	27t	20t	8t	3	14	25	10	1	18	27t	19	8t	%HdInt	6t	16t	27t	26	15	2	13	5	27t	27t	12	20t	6t	27t	22	11
26	31	19	8	27	10	29	24	32	23	17	6t	21	4	14	9	Sac/PP	18	15	22	16	1	20	13	25	5	11t	2	6t	11t	28	30	3
19t	18	12t	12t	15t	7t	22t	2	24t	24t	30t	6	32	1	15t	9t	1D/Gm	30t	22t	4t	12t	7t	3	29	27t	21	9t	19t	26	15t	9t	27t	4t
16	24	12t	14	3	2	29	5	19	26t	25	4	20t	10t	30	23	3D Eff	10t	18	20t	17	28	8t	32	31	20t	6	8t	26t	15	12t	7	1
22t	25t	18t	1t	5t	5t	25t	1t	25t	25t	22t	5t	25t	17	5t	1t	4D Eff	18t	5t	5t	18t	1t	18t	5t	5t	5t	25t	22t	5t	25t	5t	25t	5t
6	22	20	28	10	21	31	11	14	25	5	12	29	2	15	16	PR Avg	23	7	32	4	13	1	30	17t	3	24	19	9	17t	26	8	27
28	5	23	12	1t	20	31	25	9	24	10	4	1t	21	27	26	KR Avg	22	7t	13	6	19	29	17	14	32	15	18	11	16	30	3	7t
24	12	17	29	30	31	6	3	20	11	28	2	14	26	22	16	GPntAv	4	21	5	7	25	19	9	15	10	13	1	8	27	32	18	23
31	19	20	16	9	2	17	10	18	11	23	3	6	25	30	14	NPntAv	1	28t	12t	26	22	28t	12t	27	5	24	4	15	7	32	21	8
5	9t	8	16t	14t	1	29t	16t	32	29t	14t	3	26t	6t	22	4	Pts/Gm	11	29t	26t	9t	21	2	24t	19t	23	12t	19t	28	12t	24t	18	6t
12t	1t	16t	16t	16t	3	16t	6t	16t	12t	16t	16t	4	16t	16t	16t	FG%	6t	12t	6t	16t	16t	6t	16t	16t	16t	16t	5	16t	6t	15	16t	1t

WEEK 2 / THROUGH MONDAY, SEPTEMBER 19, 2011

OFFENSE	Buff.
GAMES (Won-Lost)	2-0
FIRST DOWNS	57
Rushing	21
Passing	30
Penalty	6
YDS GAINED (tot)	845
Avg per Game	422.5
RUSHING (net)	380
Avg per Game	190.0
Rushes	64
Yards per Rush	5.9
PASSING (net)	465
Avg per Game	232.5
Passes Att.	72
Completed	45
Pct Completed	62.5
Yards Gained	472
Sacked	1
Yards Lost	7
Had intercepted	2
Yards Opp Ret	2
Opp TDs on Int	0
PUNTS	7
Avg Yards	50.9
PUNT RETURNS	6
Avg Return	8.5
Returned for TD	0
KICKOFF RETURNS	1
Avg Return	21.0
Returned for TD	0
PENALTIES	8
Yards Penalized	56
FUMBLES BY	1
Fumbles Lost	0
Opp Fumbles	3
Opp Fum Lost	3
POSS. TIME (avg)	33:54
TOUCHDOWNS	10
Rushing	3
Passing	7
Returns	0
EXTRA-PT KICKS	10/10
2-PT CONVERSIONS	0/0
FIELD GOALS/FGA	3/4
POINTS SCORED	79

DEFENSE	Buff.
POINTS ALLOWED	42
OPP FIRST DOWNS	39
Rushing	13
Passing	25
Penalty	1
OPP YARDS GAINED	667
Avg per Game	333.5
OPP RUSHING(net)	239
Avg per Game	119.5
Rushes	48
Yards per Rush	5.0
OPP PASSING(net)	428
Avg per Game	214.0
Passes Att.	69
Completed	45
Pct Completed	65.2
Sacked	2
Yards Lost	14
INTERCEPTED BY	2
Yards Returned	30
Returned for TD	0
OPP PUNT RETURNS	3
Avg return	11.3
OPP KICKOFF RET	11
Avg return	18.9
OPP TOUCHDOWNS	6
Rushing	3
Passing	3
Returns	0

American Football Conference						
Offense			Defense			
Total Rush Pass			Total Rush Pass			
Buff.	3	*1	7T	8	9	9

National Football League						
Offense			Defense			
Total Rush Pass			Total Rush Pass			
Buff.	7	*1	18T	14	21	13

AFC / TEAM/OFFENSE RANK

BUF	3	2	1	1	7t	9	9	1	2	5t	1t	7t	13	4	8	1	10t
-----	---	---	---	---	----	---	---	---	---	----	----	----	----	---	---	---	-----

AFC / OPPONENT/DEFENSE RANK

BUF	8	10	9	15	9	7	8	15	10	12	12t	12	4	5	11	7	1	1t	4
-----	---	----	---	----	---	---	---	----	----	----	-----	----	---	---	----	---	---	----	---

NFL / TEAM/OFFENSE RANK

BUF	7	7	1	2	18t	17	21	2	2	9t	1t	14t	26	5	16	1	21t
-----	---	---	---	---	-----	----	----	---	---	----	----	-----	----	---	----	---	-----

NFL / OPPONENT/DEFENSE RANK

BUF	14	18	21	28	13	13	16t	31	18	24	25t	22	5	12	19	9t	1t	2t	8
-----	----	----	----	----	----	----	-----	----	----	----	-----	----	---	----	----	----	----	----	---

AFC / TOTAL OFFENSE

Rank	Team	Total	Rushing	Passing	Total	Rushing	Passing
3)	Buffalo	845	380	465	422.5	190.0	232.5

AFC / TOTAL DEFENSE

Rank	Team	Total	Rushing	Passing	Total	Rushing	Passing
8)	Buffalo	667	239	428	333.5	119.5	214.0

NFL / TOTAL OFFENSE

Rank	Team	Total	Rushing	Passing	Total	Rushing	Passing
7)	Buffalo	845	380	465	422.5	190.0	232.5

NFL / TOTAL DEFENSE

Rank	Team	Total	Rushing	Passing	Total	Rushing	Passing
14)	Buffalo	667	239	428	333.5	119.5	214.0

AFC / TAKE-AWAYS, GIVE-AWAYS

Rank	Team	TAKE-AWAYS			GIVE-AWAYS			Net	
		Int	Fum	Total	Int	Fum	Total	=	Diff
3t)	Buffalo	2	3	5	2	0	2	=	+3

NFL / TAKE-AWAYS, GIVE-AWAYS

Rank	Team	TAKE-AWAYS			GIVE-AWAYS			Net	
		Int	Fum	Total	Int	Fum	Total	=	Diff
6t)	Buffalo	2	3	5	2	0	2	=	+3

AFC / TEAM/OFFENSE INSIDE THE 20

Rank	Team	Poss	Pts	TD	TD%	FG	Score	Score%
1)	Buffalo	10	62	8	80.0	2	10	100.0

AFC / OPPONENTS/DEFENSE INSIDE THE 20

Rank	Team	Poss	Pts	TD	TD%	FG	Score	Score%
16)	Buffalo	6	35	5	83.3	0	5	83.3

NFL / TEAM/OFFENSE INSIDE THE 20

Rank	Team	Poss	Pts	TD	TD%	FG	Score	Score%
1t)	Buffalo	10	62	8	80.0	2	10	100.0

NFL / OPPONENTS/DEFENSE INSIDE THE 20

Rank	Team	Poss	Pts	TD	TD%	FG	Score	Score%
30t)	Buffalo	6	35	5	83.3	0	5	83.3

AFC / OFFENSE/TEAMS: FIRST DOWNS, THIRD DOWNS, FOURTH DOWNS

Rank	Team	FIRST DOWNS				THIRD DOWNS			FOURTH DOWNS		
		Total	Rush	Pass	Pen	Made	Att	Pct	Made	Att	Pct
2)	Buffalo	57	21	30	6	11	25	44.0	2	2	100.0

AFC / DEFENSE/OPPONENTS: FIRST DOWNS, THIRD DOWNS, FOURTH DOWNS

Rank	Team	FIRST DOWNS				THIRD DOWNS			FOURTH DOWNS		
		Total	Rush	Pass	Pen	Made	Att	Pct	Made	Att	Pct
10)	Buffalo	39	13	25	1	11	25	44.0	1	1	100.0

NFL / OFFENSE/TEAMS: FIRST DOWNS, THIRD DOWNS, FOURTH DOWNS

Rank	Team	FIRST DOWNS				THIRD DOWNS			FOURTH DOWNS		
		Total	Rush	Pass	Pen	Made	Att	Pct	Made	Att	Pct
2)	Buffalo	57	21	30	6	11	25	44.0	2	2	100.0

NFL / DEFENSE/OPPONENTS: FIRST DOWNS, THIRD DOWNS, FOURTH DOWNS

Rank	Team	FIRST DOWNS				THIRD DOWNS			FOURTH DOWNS		
		Total	Rush	Pass	Pen	Made	Att	Pct	Made	Att	Pct
18)	Buffalo	39	13	25	1	11	25	44.0	1	1	100.0

AFC / FIRST-DOWN PLAYS BY TEAMS

Rank	Team	Yds/Play	Plays	Yards
3)	Buffalo	7.01	68	477

AFC / FIRST-DOWN PLAYS BY OPPONENTS

Rank	Team	Yds/Play	Plays	Yards
15)	Buffalo	7.25	56	406

NFL / FIRST-DOWN PLAYS BY TEAMS

Rank	Team	Yds/Play	Plays	Yards
6)	Buffalo	7.01	68	477

NFL / FIRST-DOWN PLAYS BY OPPONENTS

Rank	Team	Yds/Play	Plays	Yards
30)	Buffalo	7.25	56	406

AFC / KICKOFFS (Receiving Team)

Rank	Team	TotKO	AdjKO	TB	TB%	EZ	EZ%	OB	I20	Avg.Start
13)	Buffalo	8	8	7	87.5	8	100.0	0	1	19.4

AFC / KICKOFFS (Kicking Team)

Rank	Team	TotKO	AdjKO	TB	TB%	EZ	EZ%	OB	I20	Avg.Start
1)	Buffalo	15	14	4	28.6	11	73.3	0	8	18.3

NFL / KICKOFFS (Receiving Team)

Rank	Team	TotKO	AdjKO	TB	TB%	EZ	EZ%	OB	I20	Avg.Start
24)	Buffalo	8	8	7	87.5	8	100.0	0	1	19.4

NFL / KICKOFFS (Kicking Team)

Rank	Team	TotKO	AdjKO	TB	TB%	EZ	EZ%	OB	I20	Avg.Start
4)	Buffalo	15	14	4	28.6	11	73.3	0	8	18.3

AFC / SINGLE-GAME HIGHS / PLAYERS

Passing Touchdowns-- 4, Fitzpatrick, Buff. at K.C., 9/11, (17-25, 208, 4 td, 0 int)

100-Yard Rushing Games

117, Jackson, BUF vs. OAK 09/18 (15 att., 2 TD)

112, Jackson, BUF at KC 09/11 (20 att., 0 TD)

AFC / LEADING PASSERS

Player, Team	Att	Comp	Pct		Yds	Avg		Pct	TD	Long	Int	Pct	Rating
			Comp	Yds	Gain	TD	TD					Int	Points
Fitzpatrick, Buf.	71	45	63.4	472	6.65	7	9.9	35	1	1.4	109.6		

AFC / LEADING PASSERS, RANKS

Player, Team	Att	Comp	Pct		Yds	Avg		Pct	TD	Long	Int	Pct	Rating
			Comp	Yds	Gain	TD	TD					Int	Points
Fitzpatrick, Buf.	6t	4	8	8	12	1t	1		2t	4t	2		

NFL / LEADING PASSERS

Player, Team	Att	Comp	Pct		Yds	Avg		Pct	TD	Long	Int	Pct	Rating
			Comp	Yds	Gain	TD	TD					Int	Points
Fitzpatrick, Buf.	71	45	63.4	472	6.65	7	9.9	35	1	1.4	109.6		

NFL / LEADING PASSERS, RANKS

Player, Team	Att	Comp	Pct		Yds	Avg		Pct	TD	Long	Int	Pct	Rating
			Comp	Yds	Gain	TD	TD					Int	Points
Fitzpatrick, Buf.	14t	11	14	19	26	1t	1		5t	8t	6		

AFC / FOURTH-QUARTER PASSING LEADERS

Rank	Player, Team	Att	Comp	Comp%	Yards	YPA	TD	TD%	Int	Int%	Rating
4)	Fitzpatrick, Buf.	20	14	70.0	127	6.35	2	10.0	0	0.0	120.2

NFL / FOURTH-QUARTER PASSING LEADERS

Rank	Player, Team	Att	Comp	Comp%	Yards	YPA	TD	TD%	Int	Int%	Rating
6)	Fitzpatrick, Buf.	20	14	70.0	127	6.35	2	10.0	0	0.0	120.2

AFC / THIRD-DOWN PASSING LEADERS

Rank	Player, Team	Att	Comp	Comp%	Yards	YPA	TD	TD%	Int	Int%	Rating
8)	Fitzpatrick, Buf.	16	8	50.0	68	4.25	3	18.8	1	6.3	75.0

NFL / THIRD-DOWN PASSING LEADERS

Rank	Player, Team	Att	Comp	Comp%	Yards	YPA	TD	TD%	Int	Int%	Rating
18)	Fitzpatrick, Buf.	16	8	50.0	68	4.25	3	18.8	1	6.3	75.0

AFC / LEADING RUSHERS

Rank	Player, Team	Att	Yards	Avg	Long	TD
1)	Jackson, Buf.	35	229	6.5	43t	2
18)	Spiller, Buf.	9	79	8.8	26	1

33t)	Fitzpatrick, Buf. (QB)	6	26	4.3	13	0
33t)	*J. White, Buf.	8	26	3.3	13	0
40)	B. Smith, Buf. (WR)	6	20	3.3	11	0

NFL / LEADING RUSHERS

Rank	Player, Team	Att	Yards	Avg	Long	TD
1)	Jackson, Buf.	35	229	6.5	43t	2
32t)	Spiller, Buf.	9	79	8.8	26	1

AFC / THIRD-AND-ONE RUSHING LEADERS

Rank	Player, Team	Att	FD	Pct	
1t)	Fitzpatrick, Buf.	2	2	100.0	
1t)	B. Smith, Buf.	2	2	100.0	
1t)	Jackson, Buf.	1	1	100.0	

NFL / THIRD-AND-ONE RUSHING LEADERS

Rank	Player, Team	Att	FD	Pct	
1t)	Fitzpatrick, Buf.	2	2	100.0	
1t)	B. Smith, Buf.	2	2	100.0	
1t)	Jackson, Buf.	1	1	100.0	

AFC / LEADERS IN RECEPTIONS

Rank	Player, Team	Rec	Yards	Avg	Long	TD
5t)	Nelson, Buf.	14	149	10.6	35	1
11t)	St. Johnson, Buf.	12	162	13.5	27t	2
32t)	Chandler, Buf. (TE)	7	79	11.3	19	3
38t)	Jones, Buf.	6	27	4.5	9	1

NFL / LEADERS IN RECEPTIONS

Rank	Player, Team	Rec	Yards	Avg	Long	TD
7t)	Nelson, Buf.	14	149	10.6	35	1
18t)	St. Johnson, Buf.	12	162	13.5	27t	2

AFC / RECEIVING YARDAGE LEADERS

Rank	Player, Team	Yards	Rec	Avg	Long	TD
15t)	St. Johnson, Buf.	162	12	13.5	27t	2
17)	Nelson, Buf.	149	14	10.6	35	1
37)	Chandler, Buf. (TE)	79	7	11.3	19	3

NFL / RECEIVING YARDAGE LEADERS

Rank	Player, Team	Yards	Rec	Avg	Long	TD
23t)	St. Johnson, Buf.	162	12	13.5	27t	2
28)	Nelson, Buf.	149	14	10.6	35	1

AFC / THIRD-DOWN RECEIVING LEADERS

Rank	Player, Team	Rec	Yards	Avg	Long	TD
5t)	Nelson, Buf.	4	31	7.8	9	0
22t)	St. Johnson, Buf.	2	22	11.0	15	1
22t)	Chandler, Buf. (TE)	2	15	7.5	11t	2

NFL / THIRD-DOWN RECEIVING LEADERS

Rank	Player, Team	Rec	Yards	Avg	Long	TD
9t)	Nelson, Buf.	4	31	7.8	9	0
45t)	St. Johnson, Buf.	2	22	11.0	15	1
45t)	Chandler, Buf. (TE)	2	15	7.5	11t	2

AFC / LEADING SCORERS, NONKICKERS

Rank	Player, Team	TD	Rush	Rec	Ret	X2	Pts
1t)	Chandler, Buf. (TE)	3	0	3	0	0	18
7t)	Jackson, Buf. (RB)	2	2	0	0	0	12
7t)	St. Johnson, Buf. (WR)	2	0	2	0	0	12
20t)	Jones, Buf. (WR)	1	0	1	0	0	6
20t)	Nelson, Buf. (WR)	1	0	1	0	0	6
20t)	Spiller, Buf. (RB)	1	1	0	0	0	6

NFL / LEADING SCORERS, NONKICKERS

Rank	Player, Team	TD	Rush	Rec	Ret	X2	Pts
4t)	Chandler, Buf. (TE)	3	0	3	0	0	18
10t)	Jackson, Buf. (RB)	2	2	0	0	0	12
10t)	St. Johnson, Buf. (WR)	2	0	2	0	0	12

AFC / LEADING SCORERS, KICKERS

Rank	Player, Team	PAT	FG	Pct	Long	Pts
3t)	Lindell, Buf.	10/10	3/ 4	.750	38	19

NFL / LEADING SCORERS, KICKERS

Rank	Player, Team	PAT	FG	Pct	Long	Pts
6t)	Lindell, Buf.	10/10	3/ 4	.750	38	19

AFC / TOUCHBACKS ON KICKOFFS

Rank	Player, Team	TB
9t)	Lindell, Buf.	4

NFL / TOUCHBACKS ON KICKOFFS

Rank	Player, Team	TB
19t)	Lindell, Buf.	4

AFC / MOST YARDS FROM SCRIMMAGE

Rank	Player, Team	Yards	Total		Rushing			Receiving			
			Att	Rec	Avg	Yards	Att	Avg	Yards	Rec	Avg
3)	Jackson, Buf. (RB)	257		38	6.8	229	35	6.5	28	3	9.3
25t)	St. Johnson, Buf. (WR)	162		12	13.5	0	0	---	162	12	13.5
28)	Nelson, Buf. (WR)	149		14	10.6	0	0	---	149	14	10.6
48)	Spiller, Buf. (RB)	90		11	8.2	79	9	8.8	11	2	5.5

NFL / MOST YARDS FROM SCRIMMAGE

Rank	Player, Team	Yards	Total		Rushing			Receiving			
			Att	Rec	Avg	Yards	Att	Avg	Yards	Rec	Avg
6)	Jackson, Buf. (RB)	257		38	6.8	229	35	6.5	28	3	9.3
42t)	St. Johnson, Buf. (WR)	162		12	13.5	0	0	---	162	12	13.5
48)	Nelson, Buf. (WR)	149		14	10.6	0	0	---	149	14	10.6

AFC / LEADERS IN FIRST DOWNS

Rank	Player, Team	Rush	Rec	Tot
9t)	Jackson, Buf. (RB)	9	2	11
24t)	Chandler, Buf. (TE)	0	7	7
28t)	Nelson, Buf. (WR)	0	6	6
36t)	Spiller, Buf. (RB)	4	1	5

NFL / LEADERS IN FIRST DOWNS

Rank	Player, Team	Rush	Rec	Tot
13t)	Jackson, Buf. (RB)	9	2	11
17t)	St. Johnson, Buf. (WR)	0	10	10
42t)	Chandler, Buf. (TE)	0	7	7

AFC / LEADING PUNTERS

Rank	Player, Team	No	Yards	Lg	Avg	TB	Blk	Dwn	OB	Opp			
										Ret	Yds	In	Net
4)	Moorman, Buf.	7	356	63	50.9	3	0	0	0	3	34	1	37.4

NFL / LEADING PUNTERS

Rank	Player, Team	No	Yards	Lg	Avg	TB	Blk	Dwn	OB	Opp			
										Ret	Yds	20	Avg
5)	Moorman, Buf.	7	356	63	50.9	3	0	0	0	3	34	1	37.4

AFC / LEADING PUNTERS, NET AVERAGE

Rank	Player, Team	No	Yards	Lg	Avg	TB	Blk	Dwn	OB	Opp			
										Ret	Yds	20	Avg
9)	Moorman, Buf.	7	356	63	50.9	3	0	0	0	3	34	1	37.4

NFL / LEADING PUNTERS, NET AVERAGE

Rank	Player, Team	No	Yards	Lg	Avg	TB	Blk	Dwn	OB	Opp			
										Ret	Yds	20	Avg
17)	Moorman, Buf.	7	356	63	50.9	3	0	0	0	3	34	1	37.4

AFC / PUNT RETURN LEADERS

Rank	Player, Team	Ret	FC	Yards	Avg	Long	TD
7)	Parrish, Buf.	5	2	46	9.2	28	0

NFL / PUNT RETURN LEADERS

Rank	Player, Team	Ret	FC	Yards	Avg	Long	TD
13)	Parrish, Buf.	5	2	46	9.2	28	0

AFC / LEADERS IN INTERCEPTIONS

Rank	Player, Team	Int	Yards	Avg	Long	TD
3t)	Florence, Buf.	1	30	30.0	30	0
3t)	*Searcy, Buf.	1	0	0.0	0	0

NFL / LEADERS IN INTERCEPTIONS

Rank	Player, Team	Int	Yards	Avg	Long	TD
6t)	Florence, Buf.	1	30	30.0	30	0
6t)	*Searcy, Buf.	1	0	0.0	0	0

AFC / LEADERS IN SACKS

Rank	Player, Team	Sacks
11t)	Sp. Johnson, Buf. (DE)	1.0
11t)	Scott, Buf. (DB)	1.0

AFC / FUMBLE RECOVERIES

Rank	Player, Team	TotRec	OffRec	DefRec
3t)	Batten, Buf.	1	0	1
3t)	Fitzpatrick, Buf.	1	1	0
3t)	McKelvin, Buf.	1	0	1
3t)	*Sheppard, Buf.	1	0	1

NFL / FUMBLE RECOVERIES

Rank	Player, Team	TotRec	OffRec	DefRec
7t)	Batten, Buf.	1	0	1
7t)	Fitzpatrick, Buf.	1	1	0
7t)	McKelvin, Buf.	1	0	1
7t)	*Sheppard, Buf.	1	0	1

AFC / OFFENSIVE FUMBLE RECOVERIES

Rank	Player, Team	Ret	Yards	Avg	Long	TD
2t)	Fitzpatrick, Buf.	1	0	0.0	0	0

NFL / OFFENSIVE FUMBLE RECOVERIES

Rank	Player, Team	Ret	Yards	Avg	Long	TD
5t)	Fitzpatrick, Buf.	1	0	0.0	0	0

AFC / DEFENSIVE FUMBLE RECOVERIES

Rank	Player, Team	Ret	Yards	Avg	Long	TD
2t)	Batten, Buf.	1	0	0.0	0	0
2t)	McKelvin, Buf.	1	0	0.0	0	0
2t)	*Sheppard, Buf.	1	0	0.0	0	0

NFL / DEFENSIVE FUMBLE RECOVERIES

Rank	Player, Team	Ret	Yards	Avg	Long	TD
3t)	Batten, Buf.	1	0	0.0	0	0
3t)	McKelvin, Buf.	1	0	0.0	0	0
3t)	*Sheppard, Buf.	1	0	0.0	0	0



LAST WEEK

Flip Card and Gamebook

**Regular Season Game #2
Buffalo Bills vs. Oakland Raiders
Sunday, September 18, 2011**

BILLS

NO	NAME	POS
4	Tyler Thigpen	QB
8	Brian Moorman	P
9	Rian Lindell	K
11	Roscoe Parrish	WR
13	Stevie Johnson	QB/WR
14	Ryan Fitzpatrick	QB
16	Brad Smith	QB/WR
19	Donald Jones	WR
20	Johnny White	WR
21	Leodis McKelvin	RB
22	Fred Jackson	CB
23	Aaron Williams	RB
24	Terrence McGee	CB
25	Da'Norris Searcy	DB
26	Justin Rogers	DB
27	Reggie Corner	CB
28	C.J. Spiller	RB
29	Dayton Florence	CB
31	Jarius Byrd	FS
37	George Wilson	FS
38	Corey McIntyre	FB
43	Bryan Scott	SS
50	Nick Barnett	LB
51	Chris White	LB
52	Arthur Moats	LB
54	Andre Davis	LB
55	Kevin Sheppard	LB
56	Shawne Merriman	LB
57	Danny Batten	LB
58	Kirk Morrison	LB
60	Kraig Urbik	G
65	Garrison Sanborn	LS
67	Andy Levine	OL
70	Eric Wood	C
71	Sam Young	RT
72	Kellen Heard	DT
74	Colin Brown	G
75	Chris Halston	T
76	Chad Rinehart	OG
77	Demetrius Bell	T
79	Erik Pears	T
80	David Martin	TE
82	Ruvell Huff	WR
84	Scott Chandler	TE
85	Lee Smith	TE
86	David Nelson	TE
90	Chris Kelsay	WR
91	Spencer Johnson	LB
92	Alex Carrington	LB
95	Kyle Williams	NT
96	Torell Troup	NT
98	Dwan Edwards	DE
99	Marcell Dareus	DE

PRONUNCIATIONS

Byrd, JariusJair-iss
 Dareus, Marcell... DAP-e-us (like 'jar')
 Davis, AndreAndre
 Kelsay, ChrisKELL-see
 Levine, AndyLuh-vee-tree
 Martin, Ruvell RUE-vell
 Pears, ErikPEERS
 Searcy, Da'NorrisSIR-see
 Troup, Torelltore-ELL, Troop
 (Continued on reverse side)

BUFFALO BILLS vs. OAKLAND RAIDERS

Sunday, September 18, 2011 - 1:00 PM

Ralph Wilson Stadium, Orchard Park, New York



BILLS OFFENSE

WR	19	Donald Jones	82	Ruvell Martin
LT	77	Demetrius Bell		
LG	67	Andy Levine		
C	70	Eric Wood		
RG	60	Kraig Urbik		
RT	79	Erik Pears		
TE	84	Scott Chandler		
QB	14	Ryan Fitzpatrick	85	Lee Smith
RB	22	Fred Jackson	16	Brad Smith
FB	38	Corey McIntyre	20	Johnny White
WR	13	Stevie Johnson		
			11	Roscoe Parrish

RAIDERS DEFENSE

DE	99	Lamar Houston	91	Trevor Scott
DT	92	Richard Seymour	90	Desmond Bryant
DT	93	Tommy Kelly	79	John Henderson
DE	77	Matt Shaughnessy	94	Jarvis Moss
OLB	52	Quentin Groves	58	Bruce Davis II
MLB	55	Rolando McClain	57	Ricky Brown
OLB	96	Kameron Wimbley	56	Darryl Blackstock
CB	26	Stanford Routt	35	Chimdi Chekwa
CB	37	Chris Johnson	23	DeMarcus Van Dyke
FS	24	Michael Huff	27	Matt Giordano
SS	33	Tyvon Branch	34	Mike Mitchell
			30	Jerome Boyd

BILLS SPECIALISTS

K	9	Rian Lindell	
P	8	Brian Moorman	
KO	9	Rian Lindell	
KOR	16	Brad Smith	
PR	11	Roscoe Parrish	28 C.J. Spiller
LS	65	Garrison Sanborn	28 C.J. Spiller
H	8	Brian Moorman	

Rookie players are underlined.
 Injured players in parenthesis.

TODAY'S OFFICIALS

Referee – Mike Carey (94), Umpire – Chad Brown (31), Head Linesman – Dara McKenzie (8), Line Judge – Tim Podraza (47), Field Judge – Mike Weir (50), Side Judge – Boris Cheek (41), Back Judge – Kirk Dorman (6), Instant Replay Assistant – Al Jury, Instant Replay Video Assistant – Ken Dollar, Officiating Supervisor – Jim Daopoulos

BILLS DEFENSE

LDE	99	Marcell Dareus	72	Kellen Heard
NT	95	Kyle Williams	96	Torell Troup
RDE	98	Dwan Edwards	91	Spencer Johnson
SLB	90	Chris Kelsay	92	Alex Carrington
MLB	54	Andre Davis	58	Kirk Morrison
WLB	50	Nick Barnett	52	Arthur Moats
JLB	56	Shawne Merriman	57	Danny Batten
LCB	24	Terrence McGee	29	Dayton Florence
SS	37	George Wilson	43	Bryan Scott
FS	31	Jarius Byrd		
RCB	21	Leodis McKelvin	23	Aaron Williams
			26	Justin Rogers

RAIDERS OFFENSE

WR	85	Darius Heyward-Bey	18	Louis Murphy	17	Denarius Moore / 80	Derek Hagan
LT	68	Jared Veldheer	75	Stephon Heyer			
LG	61	Stefen Wisniewski	74	Bruce Campbell			
C	64	Samson Satele	61	Stefen Wisniewski			
RG	66	Cooper Carlisle	74	Bruce Campbell			
RT	69	Khalif Barnes	72	Joe Barksdale			
TE	87	Kevin Boss	83	Brandon Myers	82	Richard Gordon / 86	David Ausberry
WR	12	Jacoby Ford	81	Chaz Schilens	89	Nick Miller	
QB	8	Jason Campbell	7	Kyle Boller			
FB	45	Marcel Reece					
RB	20	Darren McFadden	29	Michael Bush	25	Rock Cartwright / 22	Taiwan Jones

RAIDERS SPECIALISTS

P	9	Shane Lechler			
K	11	Sebastian Janikowski			
H	9	Shane Lechler			
LS	59	Jon Condo			
KR	12	Jacoby Ford			
PR	89	Nick Miller	89	Denarius Moore	
			12	Jacoby Ford	
				17	Denarius Moore

Rookie players are underlined.
 Injured players in parenthesis.

RAIDERS

NO	NAME	POS
7	Kyle Boller	QB
8	Jason Campbell	QB
9	Shane Lechler	P
11	Sebastian Janikowski	K
12	Coby Ford	WR
17	Denarius Moore	WR
18	Louis Murphy	WR
20	Darren McFadden	RB
22	Taiwan Jones	RB
23	DeMarcus Van Dyke	CB
24	Michael Huff	S
25	Rock Cartwright	CB
26	Stanford Routt	CB
27	Matt Giordano	S
28	Joe Porter	CB
29	Michael Bush	RB
30	Jerome Boyd	S
33	Tyvon Branch	S
34	Mike Mitchell	S
35	Chimdi Chekwa	CB
45	Marcel Reece	CB
52	Quentin Groves	LB
55	Rolando McClain	LB
56	Darryl Blackstock	LB
57	Ricky Brown	LB
58	Bruce Davis II	LB
59	Jon Condo	LS/LB
61	Stefen Wisniewski	G/C
64	Samson Satele	C
66	Cooper Carlisle	G
68	Jared Veldheer	T
69	Khalif Barnes	T
72	Joe Barksdale	T
74	Bruce Campbell	G
75	Stephon Heyer	T
77	Matt Shaughnessy	DE
79	John Henderson	DT
80	Derek Hagan	WR
81	Chaz Schilens	WR
82	Richard Gordon	TE
83	Brandon Myers	TE
85	Darius Heyward-Bey	WR
86	David Ausberry	TE
87	Kevin Boss	TE
89	Nick Miller	WR
90	Desmond Bryant	DT
91	Trevor Scott	DE
92	Richard Seymour	DT
93	Tommy Kelly	DT
94	Jarvis Moss	DE
96	Kameron Wimbley	LB
99	Lamar Houston	DE

PRONUNCIATIONS

Shane LechlerLECK-ler
 Sebastian Janikowski...Jan-ah-COW-Ski
 Stanford RouttSounds like "Out"
 Chimdi Chekwa...Chim-dee Check-wah
 Samson SateleSaw-Tel-EE
 Jared VeldheerVELD-ear
 Khalif BarnesKuh-Leaf
 Stephon HeyerSTEF-ON High-er
 (Continued on reverse side)

BILLS

NO	NAME	POS	HT	WT	AGE	EXP	COLLEGE
50	Barnett, Nick.....	LB	6-1	216	27	5	Coastal Carolina
57	Batten, Danny.....	LB	6-0	176	35	11	Pittsburg State
77	Beil, Demetrius.....	T	6-3	227	34	12	Washington St.
11	Brown, Colin.....	WR	5-9	175	29	7	Miami
31	Byrd, Jairus.....	WR	6-2	210	25	4	Kentucky
92	Carrington, Alex.....	LB	6-2	225	28	7	Harvard
14	Chandler, Scott.....	QB	6-2	212	27	6	Missouri
87	Chandler, Scott.....	QB	6-2	212	27	6	Youngstown State
16	Brad Smith.....	WR	6-0	209	23	2	North Carolina
19	Donald Jones.....	WR	5-10	204	23	R	Troy
54	Davis, Andrea.....	LB	5-10	186	26	4	Coe College
21	Leodis McKelvin.....	RB	6-1	215	30	5	Texas
22	Fried Jackson.....	CB	6-0	200	21	R	Northwestern State
23	Aaron Williams.....	CB	5-9	208	30	9	North Carolina
24	Terrence McGee.....	DB	5-11	218	22	R	Richmond
25	Da'Norris Searey.....	DB	5-11	181	23	R	Akron
26	Justin Rogers.....	CB	5-9	181	27	4	Clemson
27	Reggie Corner.....	RB	5-11	197	24	2	Tuskegee
28	C.J. Spiller.....	FS	5-10	203	30	3	Oregon
29	Drayton Florence.....	FS	6-0	211	30	6	Arkansas
31	Jairus Byrd.....	FB	6-0	247	32	7	West Virginia
37	George Wilson.....	SS	6-1	220	30	9	Penn State
38	Corey McIntyre.....	LB	6-3	242	22	R	Oregon State
43	Bryan Scott.....	LB	6-2	249	23	2	Mississippi State
50	Nick Barnett.....	LB	6-1	255	32	10	James Madison
24	McGee, Terrence.....	LB	6-2	248	23	R	Florida
38	McIntyre, Corey.....	LB	6-2	249	23	2	LSU
21	McKelvin, Leodis.....	LB	6-2	248	23	R	Maryland
56	Merriman, Shawne.....	LB	6-4	264	27	1	South Dakota State
52	Moats, Arthur.....	LB	6-4	264	27	1	San Diego State
8	Moorman, Brian.....	LB	6-2	247	29	2	Wisconsin
58	Morrison, Kirk.....	LB	6-4	242	23	1	Florida State
86	Nelson, David.....	LB	6-2	247	29	2	Oregon State
11	Parrish, Roscoe.....	WR	6-5	329	25	7	Louisville
79	Pears, Erik.....	WR	6-1	242	26	3	Notre Dame
26	Rinehart, Chad.....	OG	6-2	303	25	3	Memphis
76	Rogers, Justin.....	DB	6-4	311	25	3	Missouri
65	Sanborn, Garrison.....	LS	6-8	322	24	1	Clemson
43	Scott, Bryan.....	SS	6-7	328	26	2	Northern Iowa
25	Searcy, Da'Norris.....	DB	6-5	323	26	3	Northwestern State
55	Sheppard, Kelvin.....	LB	6-5	311	27	3	Colorado State
16	Smith, Brad.....	QB	6-5	314	28	7	Tennessee
85	Smith, Lee.....	TE	6-8	314	28	7	Saginaw Valley State
28	Spiller, C.J.....	RB	6-4	264	32	10	Iowa
4	Thigpen, Tyler.....	QB	6-4	264	32	10	Marshall
96	Troup, Torell.....	NT	6-7	283	26	3	Florida
60	Urbik, Craig.....	G	6-6	269	23	R	Nebraska
51	White, Chris.....	LB	6-5	305	29	8	Auburn
20	White, Johnny.....	RB	6-5	215	24	2	Arkansas State
23	Williams, Aaron.....	CB	6-4	260	31	9	LSU
95	Williams, Kyle.....	NT	6-3	305	24	2	Central Florida
37	Wilson, George.....	FS	6-5	305	24	2	Oregon State
70	Wood, Eric.....	C	6-1	301	28	6	Alabama
71	Young, Sam.....	RT	6-3	326	23	2	
98	Dwan Edwards.....	DE	6-3	301	30	7	
99	Marcell Dareus.....	DE	6-3	340	21	R	


PRONUNCIATIONS (CONT.)

COACHES	Catavolos, George.....	KA-tahv-o-lus
	D'Alessandris, Joe.....	dal-uh-SAN-dris
INACTIVE		
1.	_____	5.
2.	_____	6.
3.	_____	7.
4.	_____	8.

BUFFALO BILLS

NO	NAME	POS	HT	WT	AGE	EXP	COLLEGE
4	Tyler Thigpen.....	QB	6-1	216	27	5	Coastal Carolina
8	Brian Moorman.....	P	6-0	176	35	11	Pittsburg State
9	Rian Lindell.....	K	6-3	227	34	12	Washington St.
11	Roscoe Parrish.....	WR	5-9	175	29	7	Miami
13	Stevie Johnson.....	WR	6-2	210	25	4	Kentucky
14	Ryan Fitzpatrick.....	WR	6-2	225	28	7	Harvard
16	Brad Smith.....	QB	6-2	212	27	6	Missouri
19	Donald Jones.....	WR	6-0	209	23	2	Youngstown State
20	Johnny White.....	WR	5-10	204	23	R	North Carolina
21	Leodis McKelvin.....	RB	6-1	215	30	5	Troy
22	Fried Jackson.....	CB	6-0	200	21	R	Coe College
23	Aaron Williams.....	CB	5-9	208	30	9	Northwestern State
24	Terrence McGee.....	DB	5-11	218	22	R	North Carolina
25	Da'Norris Searey.....	DB	5-11	181	23	R	Richmond
26	Justin Rogers.....	CB	5-9	181	27	4	Akron
27	Reggie Corner.....	CB	5-9	181	27	4	Clemson
28	C.J. Spiller.....	FS	5-10	203	30	3	Tuskegee
29	Drayton Florence.....	FS	6-0	211	30	6	Oregon
31	Jairus Byrd.....	FB	6-0	247	32	7	Arkansas
37	George Wilson.....	SS	6-1	220	30	9	West Virginia
38	Corey McIntyre.....	LB	6-3	242	22	R	Penn State
43	Bryan Scott.....	LB	6-2	249	23	2	Oregon State
50	Nick Barnett.....	LB	6-1	255	32	10	Mississippi State
24	McGee, Terrence.....	LB	6-2	248	23	R	James Madison
38	McIntyre, Corey.....	LB	6-2	249	23	2	Florida
21	McKelvin, Leodis.....	LB	6-2	248	23	R	LSU
56	Merriman, Shawne.....	LB	6-4	264	27	1	Maryland
52	Moats, Arthur.....	LB	6-4	264	27	1	South Dakota State
8	Moorman, Brian.....	LB	6-2	247	29	2	San Diego State
58	Morrison, Kirk.....	LB	6-4	242	23	1	Wisconsin
86	Nelson, David.....	LB	6-2	247	29	2	Florida State
11	Parrish, Roscoe.....	WR	6-5	329	25	7	Oregon State
79	Pears, Erik.....	WR	6-1	242	26	3	Louisville
26	Rinehart, Chad.....	OG	6-2	303	25	3	Notre Dame
76	Rogers, Justin.....	DB	6-4	311	25	3	Memphis
65	Sanborn, Garrison.....	LS	6-8	322	24	1	Missouri
43	Scott, Bryan.....	SS	6-7	328	26	2	Clemson
25	Searcy, Da'Norris.....	DB	6-5	323	26	3	Northern Iowa
55	Sheppard, Kelvin.....	LB	6-5	311	27	3	Northwestern State
16	Smith, Brad.....	QB	6-5	314	28	7	Colorado State
85	Smith, Lee.....	TE	6-8	314	28	7	Tennessee
28	Spiller, C.J.....	RB	6-4	264	32	10	Saginaw Valley State
4	Thigpen, Tyler.....	QB	6-4	264	32	10	Iowa
96	Troup, Torell.....	NT	6-7	283	26	3	Marshall
60	Urbik, Craig.....	G	6-6	269	23	R	Florida
51	White, Chris.....	LB	6-5	305	29	8	Nebraska
20	White, Johnny.....	RB	6-5	215	24	2	Auburn
23	Williams, Aaron.....	CB	6-4	260	31	9	Arkansas State
95	Williams, Kyle.....	NT	6-3	305	24	2	LSU
37	Wilson, George.....	FS	6-5	305	24	2	Central Florida
70	Wood, Eric.....	C	6-1	301	28	6	Oregon State
71	Young, Sam.....	RT	6-3	326	23	2	Alabama
98	Dwan Edwards.....	DE	6-3	301	30	7	
99	Marcell Dareus.....	DE	6-3	340	21	R	


Head Coach: Chan Gailey
Assistants: Bob Bicknell (Tight Ends); George Catavolos (Defensive Backs); Eric Ciano (Head Strength and Conditioning); George Cortez (Quarterbacks); Joe D'Alessandris (Offensive Line); Daryl Daye (Assistant to the Head Coach); Bruce DeHaven (Special Teams Coordinator); George Edwards (Defensive Coordinator); John Gamble (Head Strength and Conditioning); Stan Hixon (Wide Receivers); Bobby Johnson (Assistant Offensive Line); Stan Kwan (Assistant Special Teams); Curtis Modkins (Offensive Coordinator/Running Backs); Kevin Patullo (Offensive Quality Control); Bob Sanders (Outside Linebackers); Giff Smith (Defensive Line); Dave Wannstedt (Assistant Head Coach/Inside Linebackers); Adrian White (Defensive Quality Control)



OAKLAND RAIDERS

NO	NAME	POS	HT	WT	AGE	EXP	COLLEGE
7	Kyle Boller	QB	6-3	220	30	8	California
8	Jason Campbell	QB	6-5	230	29	7	Auburn
9	Shane Lachler	P	6-2	225	35	12	Texas A&M
11	Sebastian Janikowski	K	6-2	250	33	12	Florida State
12	Jacoby Ford	WR	5-9	185	24	2	Clemson
17	Denarius Moore	WR	6-0	195	22	R	Tennessee
18	Louis Murphy	WR	6-2	200	24	3	Florida
20	Darren McFadden	RB	6-2	210	24	4	Arkansas
22	Taiwan Jones	RB	6-0	195	23	R	Eastern Washington
23	DeMarcus Van Dyke	CB	6-1	180	22	R	Miami
24	Michael Huff	CB	6-1	205	28	6	Texas
25	Rock Cartwright	RB	5-8	215	31	10	Kansas State
26	Stanford Routt	CB	6-1	195	28	7	Houston
27	Matt Giordano	S	5-11	210	28	6	California
28	Joe Porter	CB	6-2	205	25	2	Rutgers
29	Michael Bush	RB	6-1	245	27	4	Louisville
30	Jerome Boyd	S	6-2	225	25	2	Oregon
33	Tyvon Branch	S	6-0	205	24	4	Connecticut
34	Mike Mitchell	S	6-1	220	24	3	Ohio
35	Chimdi Chekwa	CB	6-0	190	23	R	Ohio State
37	Chris Johnson	CB	6-1	200	31	8	Louisville
45	Marcel Reece	RB	6-3	240	26	3	Washington
52	Quentin Groves	LB	6-3	265	27	4	Auburn
55	Rolando McClain	LB	6-3	255	22	2	Alabama
56	Darryl Blackstock	LB	6-3	245	28	5	Virginia
57	Ricky Brown	LB	6-2	235	27	5	Boston College
58	Bruce Davis II	LB	6-3	250	26	3	UCLA
59	Jon Condo	LS/LB	6-3	250	30	6	Maryland
61	Stefen Wisniewski	G/C	6-3	315	22	R	Penn State
64	Samson Satele	C	6-3	300	26	5	Hawaii
66	Cooper Carlisle	G	6-5	295	34	12	Florida
68	Quaid Veldheer	T	6-8	315	24	2	Hillsdale
69	Khalif Barnes	T	6-4	325	29	7	Washington
72	Joe Barksdale	T	6-5	325	23	R	LSU
74	Bruce Campbell	G	6-6	315	23	2	Maryland
75	Stephon Heyer	T	6-6	330	27	5	Maryland
77	Matt Shaughnessy	DE	6-5	270	24	3	Wisconsin
79	John Henderson	WR	6-7	335	32	10	Tennessee
80	Derek Hagan	DT	6-2	215	26	5	Arizona State
81	Chaz Schilens	WR	6-4	225	25	4	San Diego State
82	Richard Gordon	TE	6-4	265	24	R	Miami
83	Brandon Myers	TE	6-4	250	26	3	Iowa
85	Darius Heyward-Bey	WR	6-2	210	24	3	Maryland
86	David Ausberry	TE	6-4	245	23	R	USC
87	Kevin Boss	TE	6-6	255	27	5	Western Oregon
89	Nick Miller	WR	5-9	180	24	3	Southern Utah
90	Desmond Bryant	DT	6-5	290	25	3	Harvard
91	Trevor Scott	DE	6-5	255	27	4	Buffalo
92	Richard Seymour	DT	6-6	310	31	11	Georgia
93	Tommy Kelly	DE	6-6	300	30	R	Mississippi State
94	Jamvis Moss	DE	6-7	260	27	5	Florida
96	Kameron Wimbley	LB	6-4	255	27	6	Florida State
99	Lamar Houston	DE	6-3	305	24	2	Texas

Head Coach: Hue Jackson
Assistants: Greg Biekert, Linebacker Coach; Chuck Bresnahan, Defensive Coordinator; Willie Brown, Squad Development; John Fassel, Special Teams Coordinator; Adam Henry, Tight Ends; Ricky Hunley, Assistant Linebackers; Sanjay Lal, Wide Receivers; Brad Right, Strength and Conditioning; Kevin Ross, Assistant Coach, Safeties; Al Saunders, Offensive Coordinator; Kelly Skipper, Running Backs; Mike Warfle, Defensive Line; Steve Wisniewski, Assistant Offensive Line; Rod Woodson, Assistant Coach, Cornerbacks; Bob Wylie, Offensive Line



RAIDERS

NO	NAME	POS
86	Ausberry, David.....	TE
72	Barksdale, Joe.....	T
69	Barnes, Khalif.....	T
56	Blackstock, Darryl.....	LB
7	Boller, Kyle.....	QB
87	Boss, Kevin.....	TE
30	Boyd, Jerome.....	S
33	Branch, Tyvon.....	S
57	Brown, Ricky.....	LB
90	Bryant, Desmond.....	DT
29	Bush, Michael.....	RB
74	Campbell, Bruce.....	G
8	Campbell, Jason.....	QB
6	Carlisle, Cooper.....	G
25	Cartwright, Rock.....	CB
35	Chekwa, Chimdi.....	CB
59	Condo, Jon.....	LS/LB
12	Ford, Jacoby.....	WR
27	Giordano, Matt.....	S
82	Gordon, Richard.....	TE
52	Groves, Quentin.....	LB
80	Hagan, Derek.....	WR
79	Henderson, John.....	DT
75	Heyer, Stephon.....	T
85	Heyward-Bey, Darius.....	WR
99	Houston, Lamar.....	DE
24	Huff, Michael.....	S
11	Janikowski, Sebastian.....	K
37	Johnson, Chris.....	CB
22	Jones, Taiwan.....	RB
93	Kelly, Tommy.....	DT
9	Lechler, Shane.....	P
55	McClain, Rolando.....	LB
20	McFadden, Darren.....	RB
89	Miller, Nick.....	WR
34	Mitchell, Mike.....	S
17	Moore, Denarius.....	WR
94	Moss, Jarvis.....	DE
18	Murphy, Louis.....	WR
83	Myers, Brandon.....	TE
28	Porter, Joe.....	CB
45	Reece, Marcel.....	RB
26	Routt, Stanford.....	CB
64	Satele, Samson.....	C

WEEK 2, 2011

National Football League Game Summary

NFL Copyright © 2011 by The National Football League. All rights reserved. This summary and play-by-play is for the express purpose of assisting media in their coverage of the game; any other use of this material is prohibited without the written permission of the National Football League. Updated: 9/18/2011

Date: Sunday, 9/18/2011

Oakland Raiders at Buffalo Bills
at Ralph Wilson Stadium, Orchard Park NY

Start Time: 1:03 PM EDT

Game Day Weather

Game Weather: Sunny

Temp: 65° F (18.3° C) Humidity: 47%, Wind: SE 5 mph

Played Outdoors on Turf: A-Turf Titan

Outdoor Weather: Forecast: continued sunny, hi temp 67, light winds,

Officials

Referee: Carey, Mike (94)
Line Judge: Podraza, Tim (47)
Back Judge: Dorman, Kirk (6)

Umpire: Brown, Chad (31)
Side Judge: Cheek, Boris (41)
Replay Official: Jury, Al

Head Linesman: McKenzie, Dana (8)
Field Judge: Weir, Mike (50)

Lineups

Oakland Raiders

Offense		Defense	
WR	17 D.Moore	LE	96 K.Wimbley
LT	68 J.Veldheer	LT	93 T.Kelly
LG	61 S.Wisniewski	RT	92 R.Seymour
C	64 S.Satele	RE	77 M.Shaughnessy
RG	66 C.Carlisle	LB	55 R.McClain
RT	69 K.Barnes	DB	30 J.Boyd
TE	83 B.Myers	DB	24 M.Huff
WR	80 D.Hagan	LCB	26 S.Routt
QB	8 J.Campbell	SS	33 T.Branch
FB	45 M.Reece	FS	27 M.Giordano
RB	20 D.McFadden	RCB	37 C.Johnson

Buffalo Bills

Offense		Defense	
WR	19 D.Jones	LDE	99 M.Dareus
WR	11 R.Parrish	NT	95 K.Williams
LT	77 D.Bell	RDE	98 D.Edwards
LG	67 A.Levitre	SLB	90 C.Kelsay
C	70 E.Wood	MLB	54 A.Davis
RG	60 K.Urbik	WLB	50 N.Barnett
RT	79 E.Pears	JLB	56 S.Merriman
WR	13 St.Johnson	LCB	29 D.Florence
WR	86 D.Nelson	SS	37 G.Wilson
QB	14 R.Fitzpatrick	FS	31 J.Byrd
RB	22 F.Jackson	RCB	21 L.McKelvin

Substitutions

P 9 S.Lechler, K 11 S.Janikowski, RB 22 T.Jones, CB 23 D.Van Dyke, RB 25 R.Cartwright, CB 28 J.Porter, RB 29 M.Bush, CB 35 C.Chekwa, LB 52 Q.Groves, LB 56 D.Blackstock, LB 57 R.Brown, LB 58 B.Davis, LS/LB 59 J.Condo, T 72 J.Barksdale, G 74 B.Campbell, DT 79 J.Henderson, WR 81 C.Schilens, TE 82 R.Gordon, WR 89 N.Miller, DT 90 D.Bryant, DE 91 T.Scott, DE 94 J.Moss, DE 99 L.Houston

Substitutions

P 8 B.Moorman, K 9 R.Lindell, QB/WR 16 B.Smith, RB 20 J.White, CB 23 A.Williams, DB 25 D.Searcy, CB 27 R.Cornier, RB 28 C.Spiller, FB 38 C.McIntyre, SS 43 B.Scott, LB 51 C.White, LB 55 K.Sheppard, LB 57 D.Batten, LB 58 K.Morrison, LS 65 G.Sanborn, DT 72 K.Heard, T 75 C.Hairston, OG 76 C.Rinehart, TE 80 D.Martin, WR 82 R.Martin, TE 84 S.Chandler, DE 91 Sp.Johnson, DE 92 A.Carrington

Did Not Play

QB 7 K.Boller

QB 4 T.Thigpen

Not Active

WR 12 J.Ford, WR 18 L.Murphy, S 34 M.Mitchell, T 75 S.Heyer, WR 85 D.Heyward-Bey, TE 86 D.Ausberry, TE 87 K.Boss

Not Active

CB 24 T.McGee, DB 26 J.Rogers, LB 52 A.Moats, T 71 S.Young, G 74 C.Brown, TE 85 L.Smith, NT 96 T.Troup

Field Goals (made () & missed)

		R.Lindell		(25) 39B			
		1	2	3	4	OT	Total
VISITOR:	Oakland Raiders	0	21	0	14	0	35
HOME:	Buffalo Bills	0	3	14	21	0	38

Scoring Plays

Team	Qtr	Time	Play Description (Extra Point) (Drive Info)	Visitor	Home
Raiders	2	11:33	M.Bush 1 yd. run (S.Janikowski kick) (14-71, 7:25)	7	0
Raiders	2	8:08	D.McFadden 5 yd. run (S.Janikowski kick) (5-34, 2:31)	14	0
Bills	2	2:22	R.Lindell 25 yd. Field Goal (10-73, 5:46)	14	3
Raiders	2	1:22	J.Campbell 1 yd. run (S.Janikowski kick) (5-82, 1:00)	21	3
Bills	3	13:26	F.Jackson 43 yd. run (R.Lindell kick) (3-80, 1:34)	21	10
Bills	3	3:41	St.Johnson 7 yd. pass from R.Fitzpatrick (R.Lindell kick) (7-57, 3:28)	21	17
Bills	4	14:10	F.Jackson 1 yd. run (R.Lindell kick) (7-69, 3:20)	21	24
Raiders	4	9:18	D.McFadden 12 yd. pass from J.Campbell (S.Janikowski kick) (8-80, 4:52)	28	24
Bills	4	4:48	S.Chandler 6 yd. pass from R.Fitzpatrick (R.Lindell kick) (9-80, 4:30)	28	31
Raiders	4	3:41	D.Moore 50 yd. pass from J.Campbell (S.Janikowski kick) (5-88, 1:07)	35	31
Bills	4	0:14	D.Nelson 6 yd. pass from R.Fitzpatrick (R.Lindell kick) (14-80, 3:27)	35	38

Paid Attendance: 68,191

Time: 3:29

Oakland Raiders vs Buffalo Bills
9/18/2011 at Ralph Wilson Stadium

Final Individual Statistics

Oakland Raiders								Buffalo Bills											
RUSHING		ATT	YDS	AVG	LG	TD		RUSHING		ATT	YDS	AVG	LG	TD					
D.McFadden		20	72	3.6	14	1		F.Jackson		15	117	7.8	43	2					
D.Moore		1	25	25.0	25	0		C.Spiller		4	63	15.8	26	0					
M.Bush		4	23	5.8	22	1		R.Fitzpatrick		3	23	7.7	13	0					
T.Jones		1	4	4.0	4	0		B.Smith		3	14	4.7	11	0					
M.Reece		1	4	4.0	4	0													
J.Campbell		3	3	1.0	2	1													
Total		30	131	4.4	25	3		Total		25	217	8.7	43	2					
PASSING		ATT	CMP	YDS	SK/YD	TD	LG	IN	RT	PASSING		ATT	CMP	YDS	SK/YD	TD	LG	IN	RT
J.Campbell		33	23	323	0/0	2	50	1	108.5	R.Fitzpatrick		46	28	264	0/0	3	19	1	89.4
Total		33	23	323	0/0	2	50	1	108.5	Total		46	28	264	0/0	3	19	1	89.4
PASS RECEIVING		TAR	REC	YDS	AVG	LG	TD			PASS RECEIVING		TAR	REC	YDS	AVG	LG	TD		
D.McFadden		8	7	71	10.1	16	1			D.Nelson		13	10	83	8.3	15	1		
D.Moore		8	5	146	29.2	50	1			St.Johnson		14	8	96	12.0	19	1		
D.Hagan		8	5	61	12.2	25	0			D.Jones		6	4	24	6.0	9	0		
M.Reece		5	3	20	6.7	12	0			F.Jackson		2	2	23	11.5	12	0		
B.Myers		3	2	16	8.0	8	0			S.Chandler		4	2	16	8.0	10	1		
C.Schilens		1	1	9	9.0	9	0			R.Parrish		2	1	16	16.0	16	0		
										C.Spiller		1	1	6	6.0	6	0		
										R.Martin		3	0	0	0.0	0	0		
Total		33	23	323	14.0	50	2			Total		45	28	264	9.4	19	3		
INTERCEPTIONS		NO	YDS	AVG	LG	TD				INTERCEPTIONS		NO	YDS	AVG	LG	TD			
S.Routt		1	2	2.0	2	0				D.Searcy		1	0	0.0	0	0			
Total		1	2	2.0	2	0				Total		1	0	0.0	0	0			
PUNTING		NO	YDS	AVG	NET	TB	IN20	LG		PUNTING		NO	YDS	AVG	NET	TB	IN20	LG	
S.Lechler		3	155	51.7	46.3	0	1	58		B.Moorman		2	99	49.5	40.0	0	0	58	
Total		3	155	51.7	46.3	0	1	58		Total		2	99	49.5	40.0	0	0	58	
PUNT RETURNS		NO	YDS	AVG	FC	LG	TD			PUNT RETURNS		NO	YDS	AVG	FC	LG	TD		
N.Miller		2	19	9.5	0	12	0			R.Parrish		1	11	11.0	1	11	0		
										C.Spiller		1	5	5.0	0	5	0		
Total		2	19	9.5	0	12	0			Total		2	16	8.0	1	11	0		
KICKOFF RETURNS		NO	YDS	AVG	FC	LG	TD			KICKOFF RETURNS		NO	YDS	AVG	FC	LG	TD		
N.Miller		4	61	15.3	0	18	0			[TOUCHBACK]		6	0	0.0	0	0	0		
[TOUCHBACK]		3	0	0.0	0	0	0												
Total		4	61	15.3	0	18	0			Total		0	0	0.0	0	0	0		

Oakland Raiders

FUMBLES

	FUM LOST	OWN-REC	YDS	TD	FORCED	OPP-REC	YD	TD	OUT-BDS
D.McFadden	1	1	0	0	0	0	0	0	0
Total	1	1	0	0	0	0	0	0	0

Buffalo Bills

FUMBLES

	FUM LOST	OWN-REC	YDS	TD	FORCED	OPP-REC	YD	TD	OUT-BDS
N.Barnett	0	0	0	0	0	1	0	0	0
D.Batten	0	0	0	0	0	0	1	0	0
Total	0	0	0	0	0	1	1	0	0

Oakland Raiders vs Buffalo Bills
9/18/2011 at Ralph Wilson Stadium
Final Team Statistics

	Visitor	Home
	Raiders	Bills
TOTAL FIRST DOWNS	26	34
By Rushing	9	12
By Passing	17	17
By Penalty	0	5
THIRD DOWN EFFICIENCY	8-12-67%	4-11-36%
FOURTH DOWN EFFICIENCY	1-1-100%	2-2-100%
TOTAL NET YARDS	454	481
Total Offensive Plays (inc. times thrown passing)	63	71
Average gain per offensive play	7.2	6.8
NET YARDS RUSHING	131	217
Total Rushing Plays	30	25
Average gain per rushing play	4.4	8.7
Tackles for a loss-number and yards	2-2	3-9
NET YARDS PASSING	323	264
Times thrown - yards lost attempting to pass	0-0	0-0
Gross yards passing	323	264
PASS ATTEMPTS-COMPLETIONS-HAD INTERCEPTED	33-23-1	46-28-1
Avg gain per pass play (inc.# thrown passing)	9.8	5.7
KICKOFFS Number-In End Zone-Touchbacks	6-6-6	7-5-3
PUNTS Number and Average	3-51.7	2-49.5
Had Blocked	0	0
FGs - PATs Had Blocked	0-0	1-0
Net Punting Average	46.3	40.0
TOTAL RETURN YARDAGE (Not Including Kickoffs)	21	16
No. and Yards Punt Returns	2-19	2-16
No. and Yards Kickoff Returns	4-61	0-0
No. and Yards Interception Returns	1-2	1-0
PENALTIES Number and Yards	8-85	3-26
FUMBLES Number and Lost	1-1	0-0
TOUCHDOWNS	5	5
Rushing	3	2
Passing	2	3
EXTRA POINTS Made-Attempts	5-5	5-5
Kicking Made-Attempts	5-5	5-5
FIELD GOALS Made-Attempts	0-0	1-2
RED ZONE EFFICIENCY	4-4-100%	4-5-80%
GOAL TO GO EFFICIENCY	3-3-100%	3-3-100%
SAFETIES	0	0
FINAL SCORE	35	38
TIME OF POSSESSION	29:13	30:47

Oakland Raiders vs Buffalo Bills
9/18/2011 at Ralph Wilson Stadium

Ball Possession And Drive Chart

Oakland Raiders

#	Time Recd	Time Lost	Time Poss	How Ball Obtained	Drive Began	# Play	Yds Gain	Yds Pen	Net Yds	1st Down	Last Scrm	How Given Up
1	15:00	13:22	1:38	Kickoff	OAK 20	3	9	0	9	0	OAK 29	Punt
2	12:17	9:19	2:58	Punt	OAK 32	6	12	0	12	1	OAK 44	Punt
3	3:58	11:33	7:25	Punt	OAK 29	14	70	1	71	5	* BUF 1	Touchdown
4	10:39	8:08	2:31	Interception	BUF 34	5	34	0	34	3	* BUF 5	Touchdown
5	2:22	1:22	1:00	Kickoff	OAK 18	5	82	0	82	4	* BUF 1	Touchdown
6	13:26	7:09	6:17	Kickoff	OAK 14	11	43	0	43	3	BUF 42	Fumble
7	3:41	2:30	1:11	Kickoff	OAK 14	3	2	0	2	0	OAK 16	Punt
8	14:10	9:18	4:52	Kickoff	OAK 20	8	90	-10	80	5	* BUF 12	Touchdown
9	4:48	3:41	1:07	Kickoff	OAK 12	5	88	0	88	4	50	Touchdown
10	0:14	0:00	0:14	Kickoff	OAK 20	3	24	0	24	1	OAK 44	Interception

(245) Average OAK 24

Buffalo Bills

#	Time Recd	Time Lost	Time Poss	How Ball Obtained	Drive Began	# Play	Yds Gain	Yds Pen	Net Yds	1st Down	Last Scrm	How Given Up
1	13:22	12:17	1:05	Punt	BUF 16	3	1	0	1	0	BUF 17	Punt
2	9:19	3:58	5:21	Punt	BUF 15	8	42	-15	27	2	BUF 42	Punt
3	11:33	10:39	0:54	Kickoff	BUF 20	3	0	0	0	0	BUF 20	Interception
4	8:08	2:22	5:46	Kickoff	BUF 20	10	68	5	73	4	* OAK 7	Field Goal
5	1:22	0:00	1:22	Kickoff	BUF 20	9	44	15	59	3	OAK 21	Missed FG
6	15:00	13:26	1:34	Kickoff	BUF 20	3	63	17	80	3	OAK 43	Touchdown
7	7:09	3:41	3:28	Fumble	BUF 43	7	57	0	57	4	* OAK 7	Touchdown
8	2:30	14:10	3:20	Punt	BUF 31	7	64	5	69	6	* OAK 1	Touchdown
9	9:18	4:48	4:30	Kickoff	BUF 20	9	76	4	80	6	* OAK 6	Touchdown
10	3:41	0:14	3:27	Kickoff	BUF 20	14	66	14	80	6	* OAK 6	Touchdown

(225) Average BUF 22

* inside opponent's 20

Time of Possession by Quarter		1st	2nd	3rd	4th	OT	Total
Visitor	Oakland Raiders	8:34	6:58	7:28	6:13		29:13
Home	Buffalo Bills	6:26	8:02	7:32	8:47		30:47
Kickoff Drive No.-Start Average		Raiders: 7 - OAK 17		Bills: 6 - BUF 20			

Oakland Raiders vs Buffalo Bills
9/18/2011 at Ralph Wilson Stadium
Final Defensive Statistics

Oakland Raiders	Regular Defensive Plays												Special Teams					Misc			
	TKL	AST	COMB	SK	/YDS	TFL	QH	IN	PD	FF	FR	TKL	AST	FF	FR	BL	TKL	AST	FF	FR	
R.McClain	7	3	10	0	0	1	0	0	3	0	0	0	0	0	0	0	0	0	0	0	
T.Branch	6	2	8	0	0	0	0	0	0	0	0	0	0	0	0	0	0	0	0	0	
M.Giordano	4	3	7	0	0	0	0	0	0	0	0	0	0	0	0	0	0	0	0	0	
C.Johnson	4	2	6	0	0	0	0	0	2	0	0	0	0	0	0	0	0	0	0	0	
M.Huff	4	2	6	0	0	0	0	0	1	0	0	0	0	0	0	0	0	0	0	0	
M.Shaughnessy	3	1	4	0	0	1	1	0	0	0	0	0	0	0	0	0	0	0	0	0	
Q.Groves	3	1	4	0	0	0	0	0	0	0	0	0	0	0	0	0	0	0	0	0	
J.Boyd	2	2	4	0	0	0	0	0	0	0	0	0	0	0	0	0	0	0	0	0	
S.Routt	3	0	3	0	0	0	0	1	2	0	0	0	0	0	0	0	0	0	0	0	
K.Wimbley	2	1	3	0	0	0	1	0	0	0	0	0	0	0	0	0	0	0	0	0	
R.Seymour	2	1	3	0	0	0	0	0	0	0	0	0	0	0	0	0	0	0	0	0	
T.Kelly	1	2	3	0	0	1	0	0	0	0	0	0	0	0	0	0	0	0	0	0	
L.Houston	1	2	3	0	0	0	0	0	0	0	0	0	0	0	0	0	0	0	0	0	
J.Henderson	2	0	2	0	0	0	0	0	0	0	0	0	0	0	0	0	0	0	0	0	
C.Chekwa	1	0	1	0	0	0	0	0	0	0	0	0	0	0	0	0	0	0	0	0	
D.Bryant	0	0	0	0	0	0	1	0	0	0	0	0	0	0	0	0	0	0	0	0	
J.Condo	0	0	0	0	0	0	0	0	0	0	0	1	0	0	0	0	0	0	0	0	
D.Blackstock	0	0	0	0	0	0	0	0	0	0	0	1	0	0	0	0	0	0	0	0	
[Blank]	0	0	0	0	0	0	0	0	0	0	0	0	0	0	0	1	0	0	0	0	
Total	45	22	67	0	0	3	3	1	8	0	0	2	0	0	0	1	0	0	0	0	

TKL /TK=Tackle AST /AS=Assist COMB=Combined TFL=Tackles for a Loss
QH=Quarterback Hit
IN=Interception PD=Pass Defense FF =Forced Fumble FR=Fumble Recovery

Buffalo Bills	Regular Defensive Plays												Special Teams					Misc			
	TKL	AST	COMB	SK	/	YDS	TFL	QH	IN	PD	FF	FR	TKL	AST	FF	FR	BL	TKL	AST	FF	FR
N.Barnett	7	7	14	0		0	1	0	0	0	1	0	0	0	0	0	0	0	0	0	0
J.Byrd	8	2	10	0		0	0	0	0	0	0	0	0	0	0	0	0	0	0	0	0
G.Wilson	4	3	7	0		0	0	0	0	0	0	0	1	0	0	0	0	0	0	0	0
L.McKelvin	6	0	6	0		0	0	0	0	0	0	0	0	0	0	0	0	0	0	0	0
K.Williams	3	2	5	0		0	0	2	0	0	0	0	0	0	0	0	0	0	0	0	0
A.Davis	3	2	5	0		0	0	0	0	0	0	0	0	0	0	0	0	0	0	0	0
M.Dareus	4	0	4	0		0	0	0	0	0	0	0	0	0	0	0	0	0	0	0	0
S.Merriman	3	1	4	0		0	0	0	0	0	0	0	0	0	0	0	0	0	0	0	0
D.Florence	1	3	4	0		0	0	0	0	1	0	0	0	0	0	0	0	0	0	0	0
C.Kelsay	2	1	3	0		0	0	2	0	0	0	0	0	0	0	0	0	0	0	0	0
Sp.Johnson	0	3	3	0		0	0	0	0	0	0	0	0	0	0	0	0	0	0	0	0
D.Edwards	1	1	2	0		0	0	0	0	0	0	0	0	0	0	0	0	0	0	0	0
B.Scott	1	0	1	0		0	0	0	0	0	0	0	1	0	0	0	0	0	0	0	0
A.Williams	1	0	1	0		0	0	0	0	0	0	0	0	2	0	0	0	0	0	0	0
K.Heard	0	1	1	0		0	0	0	0	0	0	0	0	0	0	0	0	0	0	0	0
D.Searcy	0	0	0	0		0	0	0	1	1	0	0	0	0	0	0	0	0	0	0	0
D.Batten	0	0	0	0		0	0	0	0	0	0	1	1	1	0	0	0	0	0	0	0
C.White	0	0	0	0		0	0	0	0	0	0	0	2	0	0	0	0	0	0	0	0
K.Sheppard	0	0	0	0		0	0	0	0	0	0	0	0	1	0	0	0	0	0	0	0
St.Johnson	0	0	0	0		0	0	0	0	0	0	0	0	0	0	0	0	1	0	0	0
Total	44	26	70	0		0	1	4	1	2	1	1	5	4	0	0	0	1	0	0	0

First Half Summary

Scoring Plays

Oakland Raiders

Buffalo Bills

Oakland Raiders

Buffalo Bills

PASS RECEIVING	TAR	REC	YDS	AVG	LG	TD	PASS RECEIVING	TAR	REC	YDS	AVG	LG	TD
D.McFadden	3	3	34	11.3	16	0	D.Nelson	6	4	31	7.8	9	0
D.Moore	3	2	62	31.0	42	0	St.Johnson	6	2	27	13.5	19	0
D.Hagan	4	2	17	8.5	17	0	D.Jones	2	2	10	5.0	8	0
C.Schilens	1	1	9	9.0	9	0	R.Parrish	2	1	16	16.0	16	0
M.Reece	2	1	5	5.0	5	0	F.Jackson	1	1	12	12.0	12	0
B.Myers	1	0	0	0.0	0	0	C.Spiller	1	1	6	6.0	6	0
							R.Martin	1	0	0	0.0	0	0
Total	14	9	127	14.1	42	0	Total	19	11	102	9.3	19	0

[illegible]

Play By Play

First Quarter

9/18/2011

BUF wins the coin toss and elects to defer. OAK elects to Receive, and BUF elects to defend the west goal.

R.Lindell kicks 65 yards from BUF 35 to end zone, Touchback. Kick through end zone.

Oakland Raiders at 15:00

- 1-10-OAK 20 (15:00) J.Campbell pass incomplete short right to M.Reece [K.Williams]. Thrown away, under pressure.
- 2-10-OAK 20 (14:52) J.Campbell pass short right to D.Hagan to OAK 20 for no gain (L.McKelvin, J.Byrd). Pass tipped by L.McKelvin before catch near sideline at OAK 20.
- 3-10-OAK 20 (14:05) (Shotgun) J.Campbell pass short right to D.McFadden to OAK 29 for 9 yards (L.McKelvin, G.Wilson). Screen pass, caught at OAK 18.
- 4-1-OAK 29 (13:33) S.Lechler punts 56 yards to BUF 15, Center-J.Condo. R.Parrish to BUF 28 for 13 yards (J.Condo). Return credited to BUF 26 (spot of foul).
PENALTY on BUF-C.McIntyre, Illegal Block Above the Waist, 10 yards, enforced at BUF 26.

Buffalo Bills at 13:22

- 1-10-BUF 16 (13:22) (Shotgun) F.Jackson left guard to BUF 17 for 1 yard (T.Branch, R.McClain).
- 2-9-BUF 17 (12:38) (Shotgun) R.Fitzpatrick pass incomplete short middle to D.Nelson. Thrown wide of receiver at BUF 25.
- 3-9-BUF 17 (12:34) (Shotgun) R.Fitzpatrick pass incomplete short middle to R.Parrish. Off receiver's hands at BUF 20.
- 4-9-BUF 17 (12:30) B.Moorman punts 58 yards to OAK 25, Center-G.Sanborn. N.Miller to OAK 32 for 7 yards (B.Scott, D.Batten).

Oakland Raiders at 12:17

- 1-10-OAK 32 (12:17) D.McFadden up the middle to OAK 32 for no gain (C.Kelsay, S.Merriman).
- 2-10-OAK 32 (11:41) J.Campbell pass short right to D.McFadden to OAK 41 for 9 yards (D.Edwards, G.Wilson). Screen, caught at OAK 28.
- 3-1-OAK 41 (11:01) J.Campbell up the middle to OAK 43 for 2 yards (K.Williams, A.Davis). QB sneak. R1
- 1-10-OAK 43 (10:22) J.Campbell pass incomplete short left to D.Hagan (D.Florence). Receiver and breakup near sideline at OAK 47.
- 2-10-OAK 43 (10:18) D.McFadden up the middle to OAK 44 for 1 yard (N.Barnett, A.Davis).
- 3-9-OAK 44 (9:32) (Shotgun) J.Campbell pass incomplete short right to D.Hagan [C.Kelsay]. Thrown under pressure, wide of receiver in flat at BUF 43.
- 4-9-OAK 44 (9:26) S.Lechler punts 41 yards to BUF 15, Center-J.Condo, fair catch by R.Parrish.

Buffalo Bills at 9:19

- 1-10-BUF 15 (9:19) F.Jackson right guard to BUF 16 for 1 yard (M.Shaughnessy, Q.Groves).
- 2-9-BUF 16 (8:40) F.Jackson right guard pushed ob at 50 for 34 yards (T.Branch). Key block: S.Chandler. R1
- 1-10-50 (8:08) F.Jackson right tackle to BUF 49 for -1 yards (T.Kelly, K.Wimbley).
- 2-11-BUF 49 (7:26) (Shotgun) R.Fitzpatrick pass short middle to C.Spiller to OAK 45 for 6 yards (M.Huff). Caught at OAK 49, slanting from right.
- 3-5-OAK 45 (6:44) (Shotgun) R.Fitzpatrick pass short right to D.Nelson to OAK 39 for 6 yards (R.McClain). Caught in flat at OAK 39. P2
- 1-10-OAK 39 (6:06) C.Spiller left guard to OAK 39 for no gain (J.Moss).
PENALTY on BUF-D.Jones, Illegal Crackback, 15 yards, enforced at OAK 39 - No Play.
- 1-25-BUF 46 (5:38) R.Fitzpatrick pass incomplete short right to St.Johnson. Thrown behind receiver near sideline at OAK 45.
- 2-25-BUF 46 (5:33) (Shotgun) R.Fitzpatrick pass short left to D.Jones to BUF 48 for 2 yards (M.Huff). Caught in flat at BUF 48, slanting to sideline.
- 3-23-BUF 48 (4:51) (Shotgun) B.Smith left tackle to BUF 42 for -6 yards (R.McClain). Rush after pitch-back to right side from R.Fitzpatrick.
- 4-29-BUF 42 (4:08) B.Moorman punts 41 yards to OAK 17, Center-G.Sanborn. N.Miller to OAK 29 for 12 yards (G.Wilson, A.Williams).

Oakland Raiders at 3:58

- 1-10-OAK 29 (3:58) D.McFadden left tackle pushed ob at OAK 43 for 14 yards (D.Florence). R2
- 1-10-OAK 43 (3:24) T.Jones left end to OAK 47 for 4 yards (L.McKelvin). End-around, handoff from J.Campbell.
- 2-6-OAK 47 (2:38) D.McFadden right tackle to BUF 48 for 5 yards (N.Barnett).
- 3-1-BUF 48 (1:57) J.Campbell up the middle to BUF 48 for no gain (Sp.Johnson; N.Barnett). QB sneak. Measurement = fourth down
- 4-1-BUF 48 (1:15) D.McFadden left guard to BUF 44 for 4 yards (N.Barnett; J.Byrd). R3
- 1-10-BUF 44 (:38) J.Campbell pass incomplete deep right to D.Moore. Overthrown, receiver along sideline at BUF 10.
- 2-10-BUF 44 (:31) D.McFadden up the middle to BUF 37 for 7 yards (A.Davis).

End of quarter - 1:34 pm

END OF QUARTER

	Score	Time Poss	First Downs				Efficiencies	
			R	P	X	T	3 Down	4 Down
Oakland Raiders	0	8:34	3	0	0	3	1/4	1/1
Buffalo Bills	0	6:26	1	1	0	2	1/3	0/0

Play By Play

Second Quarter

9/18/2011

Oakland Raiders continued.

3-3-BUF 37	(15:00) (Shotgun) J.Campbell pass short right to D.Moore to BUF 17 for 20 yards (L.McKelvin). Caught near sideline, in coverage, at BUF 22.	P4
<u>1-10-BUF 17</u>	(14:25) D.McFadden up the middle to BUF 13 for 4 yards (S.Merriman, K.Williams).	
2-6-BUF 13	(13:50) D.McFadden left guard to BUF 10 for 3 yards (S.Merriman, N.Barnett).	
3-3-BUF 10	(13:10) J.Campbell pass short middle to C.Schilens to BUF 1 for 9 yards (J.Byrd, D.Florence). Caught at BUF 5.	P5
<u>1-1-BUF 1</u>	(12:27) M.Bush left guard to BUF 2 for -1 yards (N.Barnett, Sp.Johnson).	
2-2-BUF 2	(11:41) J.Campbell pass incomplete short left to B.Myers. Overthrown, receiver in back of end zone.	
3-2-BUF 2	(11:37) <i>PENALTY on BUF-K.Heard, Neutral Zone Infraction, 1 yard, enforced at BUF 2 - No Play.</i>	
3-1-BUF 1	(11:37) M.Bush up the middle for 1 yard, TOUCHDOWN.	R6
S.Janikowski extra point is GOOD, Center-J.Condo, Holder-S.Lechler.		

OAK 7 BUF 0, 14 plays, 71 yards, 1 penalty, 7:25 drive, 3:27 elapsed

S.Janikowski kicks 74 yards from OAK 35 to BUF -9. B.Smith, Touchback.

Buffalo Bills at 11:33

1-10-BUF 20	(11:33) F.Jackson left guard to BUF 20 for no gain (J.Henderson).	
2-10-BUF 20	(10:51) (Shotgun) R.Fitzpatrick pass incomplete short left to St.Johnson (C.Johnson). Receiver and coverage in flat at BUF 30.	
3-10-BUF 20	(10:46) (Shotgun) R.Fitzpatrick pass deep middle intended for St.Johnson INTERCEPTED by S.Routt at BUF 36. S.Routt to BUF 34 for 2 yards (St.Johnson).	

Oakland Raiders at 10:39

1-10-BUF 34	(10:39) J.Campbell pass deep left to D.Hagan to BUF 17 for 17 yards (G.Wilson). Caught at BUF 18, crossing from middle.	P7
<u>1-10-BUF 17</u>	(10:03) J.Campbell pass short left to M.Reece to BUF 12 for 5 yards (G.Wilson). Out-pattern, caught at BUF 13.	
2-5-BUF 12	(9:34) D.McFadden left tackle to BUF 6 for 6 yards (S.Merriman, D.Florence).	R8
<u>1-6-BUF 6</u>	(8:51) D.McFadden up the middle to BUF 5 for 1 yard (M.Dareus, K.Williams).	
2-5-BUF 5	(8:16) D.McFadden left tackle for 5 yards, TOUCHDOWN.	R9
S.Janikowski extra point is GOOD, Center-J.Condo, Holder-S.Lechler.		

OAK 14 BUF 0, 5 plays, 34 yards, 2:31 drive, 6:52 elapsed
--

S.Janikowski kicks 74 yards from OAK 35 to BUF -9. B.Smith, Touchback.

Buffalo Bills at 8:08

1-10-BUF 20	(8:08) (Shotgun) R.Fitzpatrick pass short middle to R.Parrish to BUF 36 for 16 yards (M.Giordano). Screen, caught at BUF 20, crossing from right.	P3
<u>1-10-BUF 36</u>	(7:31) R.Fitzpatrick pass short left to St.Johnson to OAK 45 for 19 yards (C.Johnson, M.Giordano). Caught at BUF 45, slanting to middle.	P4
1-10-OAK 45	(6:48) (Shotgun) F.Jackson up the middle to OAK 40 for 5 yards (M.Shaughnessy; T.Kelly).	
2-5-OAK 40	(6:07) (Shotgun) R.Fitzpatrick pass short left to St.Johnson to OAK 32 for 8 yards (M.Shaughnessy, C.Johnson). Out -pass, caught at OAK 38.	P5
<u>1-10-OAK 32</u>	(5:26) (Shotgun) F.Jackson up the middle to OAK 30 for 2 yards (T.Branch, J.Boyd).	
2-8-OAK 30	(4:43) R.Fitzpatrick pass short left to St.Johnson to OAK 24 for 6 yards (D.Van Dyke). Caught in flat at OAK 24. <i>PENALTY on OAK, Defensive 12 On-field, 5 yards, enforced at OAK 30 - No Play.</i>	
2-3-OAK 25	(4:12) Wildcat - B.Smith in at QB. B.Smith left end pushed ob at OAK 16 for 9 yards (Q.Groves).	R6
<u>1-10-OAK 16</u>	(3:45) R.Fitzpatrick pass incomplete deep middle to D.Nelson (R.McClain). Pass tipped in back of end zone.	
2-10-OAK 16	(3:38) F.Jackson right guard to OAK 14 for 2 yards (J.Boyd, T.Kelly). BUF-K.Urbik was injured during the play.	
3-8-OAK 14	(3:06) (Shotgun) R.Fitzpatrick pass short left to D.Nelson to OAK 7 for 7 yards (R.McClain; M.Huff). Caught in flat at OAK 7. Measurement = fourth down.	
4-1-OAK 7	(2:25) R.Lindell 25 yard field goal is GOOD, Center-G.Sanborn, Holder-B.Moorman.	

OAK 14 BUF 3, 10 plays, 73 yards, 1 penalty, 5:46 drive, 12:38 elapsed

R.Lindell kicks 63 yards from BUF 35 to OAK 2. N.Miller to OAK 18 for 16 yards (C.White).

Oakland Raiders at 2:22, (1st play from scrimmage 2:16)

1-10-OAK 18	(2:16) (Shotgun) D.McFadden up the middle to OAK 19 for 1 yard (K.Williams, C.Kelsay). Timeout #1 by BUF at 02:12.	
2-9-OAK 19	(2:12) (Shotgun) J.Campbell pass short middle to D.McFadden to OAK 35 for 16 yards (J.Byrd). Screen, caught at OAK 16.	P10

Two-Minute Warning

<u>1-10-OAK 35</u>	(2:00) (Shotgun) J.Campbell pass deep right to D.Moore to BUF 23 for 42 yards (L.McKelvin). Caught along sideline at BUF 31. Timeout #1 by OAK at 01:39.	P11
<u>1-10-BUF 23</u>	(1:39) (Shotgun) M.Bush up the middle to BUF 1 for 22 yards (J.Byrd). Timeout #2 by OAK at 01:25.	R12
<u>1-1-BUF 1</u>	(1:25) J.Campbell up the middle for 1 yard, TOUCHDOWN. QB sneak. S.Janikowski extra point is GOOD, Center-J.Condo, Holder-S.Lechler.	R13

OAK 21 BUF 3, 5 plays, 82 yards, 1:00 drive, 13:38 elapsed

S.Janikowski kicks 65 yards from OAK 35 to end zone, Touchback. Kick through end zone.

Buffalo Bills at 1:22

1-10-BUF 20	(1:22) (Shotgun) R.Fitzpatrick pass short right to D.Jones pushed ob at BUF 28 for 8 yards (S.Routt). Caught along sideline at BUF 26.	
2-2-BUF 28	(1:18) (Shotgun) R.Fitzpatrick pass incomplete deep middle to St.Johnson (T.Branch). Receiver and coverage at OAK 48. <i>PENALTY on OAK-T.Branch, Unnecessary Roughness, 15 yards, enforced at BUF 28 - No Play.</i>	X7
<u>1-10-BUF 43</u>	(1:09) (Shotgun) R.Fitzpatrick pass incomplete short middle to R.Martin. Dropped, receiver crossing from left at	

Oakland Raiders vs Buffalo Bills at Ralph Wilson Stadium

	BUF 47.	
2-10-BUF 43	(1:05) (Shotgun) R.Fitzpatrick pass short middle to D.Nelson to OAK 48 for 9 yards (R.McClain).	
3-1-OAK 48	(1:05) R.Fitzpatrick up the middle to OAK 42 for 6 yards (R.McClain, R.Seymour). QB sneak.	R8
	Timeout #2 by BUF at 00:44.	
<u>1-10-OAK 42</u>	(:44) (Shotgun) R.Fitzpatrick pass short right to F.Jackson to OAK 30 for 12 yards (T.Branch).	P9
<u>1-10-OAK 30</u>	(:23) (No Huddle, Shotgun) R.Fitzpatrick pass short right to D.Nelson to OAK 21 for 9 yards (R.McClain, T.Branch).	
2-1-OAK 21	(:10) (No Huddle, Shotgun) R.Fitzpatrick spiked the ball to stop the clock.	
3-1-OAK 21	(:09) (Shotgun) R.Fitzpatrick pass incomplete deep right to St.Johnson. Off receiver's hands at OAK 4, crossing to middle.	
4-1-OAK 21	(:04) R.Lindell 39 yard field goal is BLOCKED, Center-G.Sanborn, Holder-B.Moorman. Kick tipped by T.Branch.	
	End of half - 2:29 pm	

END OF QUARTER	Score	Time Poss	First Downs				Efficiencies	
			R	P	X	T	3 Down	4 Down
Oakland Raiders	21	6:58	5	5	0	10	3/3	0/0
Buffalo Bills	3	8:02	2	4	1	7	1/4	0/0

Play By Play

Third Quarter

9/18/2011

BUF elects to Receive, and OAK elects to defend the East goal.

S.Janikowski kicks 74 yards from OAK 35 to BUF -9. B.Smith, Touchback.

Buffalo Bills at 15:00

- 1-10-BUF 20 (15:00) R.Fitzpatrick pass incomplete deep left to St.Johnson. Overthrown, receiver near sideline at BUF 45.
PENALTY on OAK-C.Johnson, Defensive Pass Interference, 17 yards, enforced at BUF 20 - No Play. X10
- 1-10-BUF 37 (14:54) R.Fitzpatrick right end to 50 for 13 yards (K.Wimbley, R.McClain). R11
- 1-10-50 (14:16) C.Spiller right guard to OAK 43 for 7 yards (J.Boyd; M.Giordano).
- 2-3-OAK 43 (13:36) **F.Jackson left guard for 43 yards, TOUCHDOWN. Key block: S.Chandler.** R12
 R.Lindell extra point is GOOD, Center-G.Sanborn, Holder-B.Moorman.

OAK 21 BUF 10, 3 plays, 80 yards, 1 penalty, 1:34 drive, 1:34 elapsed
--

R.Lindell kicks 69 yards from BUF 35 to OAK -4. N.Miller to OAK 14 for 18 yards (A.Williams; K.Sheppard).

Oakland Raiders at 13:26, (1st play from scrimmage 13:22)

- 1-10-OAK 14 (13:22) D.McFadden left end pushed ob at OAK 15 for 1 yard (N.Barnett).
- 2-9-OAK 15 (12:50) J.Campbell pass incomplete short right to M.Reece. Thrown behind receiver at OAK 28.
- 3-9-OAK 15 (12:46) (Shotgun) J.Campbell pass short left to D.Hagan to OAK 25 for 10 yards (A.Williams). Caught near sideline P14
 at OAK 25.
- 1-10-OAK 25 (12:09) D.McFadden up the middle to OAK 27 for 2 yards (A.Davis, D.Edwards).
- 2-8-OAK 27 (11:32) J.Campbell pass short left to M.Reece to OAK 30 for 3 yards (M.Dareus). Screen, caught at OAK 24.
- 3-5-OAK 30 (10:46) (Shotgun) J.Campbell pass short middle to B.Myers to OAK 38 for 8 yards (B.Scott, N.Barnett). Caught at P15
 OAK 35, crossing from left.
- 1-10-OAK 38 (10:02) J.Campbell pass short right to D.McFadden to OAK 43 for 5 yards (N.Barnett). Swing pass, caught at OAK 38.
- 2-5-OAK 43 (9:20) M.Reece up the middle to OAK 47 for 4 yards (J.Byrd, N.Barnett).
- 3-1-OAK 47 (8:39) J.Campbell pass short left to B.Myers to BUF 45 for 8 yards (J.Byrd). Caught in flat at BUF 49. P16
- 1-10-BUF 45 (8:00) D.McFadden up the middle to BUF 42 for 3 yards (G.Wilson, K.Heard).
- 2-7-BUF 42 (7:16) D.McFadden right guard to BUF 41 for 1 yard (N.Barnett). FUMBLES (N.Barnett), RECOVERED by BUF-D.Batten at BUF 43.

Buffalo Bills at 7:09

- 1-10-BUF 43 (7:09) C.Spiller left tackle pushed ob at OAK 45 for 12 yards (T.Branch). R13
- 1-10-OAK 45 (6:33) (Shotgun) R.Fitzpatrick pass short left to St.Johnson to OAK 36 for 9 yards (C.Johnson). Caught along
 sideline at OAK 36.
- 2-1-OAK 36 (5:48) Wildcat - B.Smith in at QB. (Shotgun) B.Smith right end pushed ob at OAK 25 for 11 yards (M.Giordano). R14
 Key block: C.McNytire.
- 1-10-OAK 25 (5:15) (Shotgun) C.Spiller right end to OAK 7 for 18 yards (R.Seymour). R15
- 1-7-OAK 7 (4:31) F.Jackson right tackle to OAK 7 for no gain (Q.Groves).
- 2-7-OAK 7 (3:52) R.Fitzpatrick pass incomplete short middle to S.Chandler. Thrown away under pressure from K.Wimbley.
- 3-7-OAK 7 (3:46) (Shotgun) **R.Fitzpatrick pass short middle to St.Johnson for 7 yards, TOUCHDOWN. Caught at OAK 2.** P16
 R.Lindell extra point is GOOD, Center-G.Sanborn, Holder-B.Moorman.

OAK 21 BUF 17, 7 plays, 57 yards, 3:28 drive, 11:19 elapsed
--

R.Lindell kicks 63 yards from BUF 35 to OAK 2. N.Miller to OAK 14 for 12 yards (C.White).

Oakland Raiders at 3:41, (1st play from scrimmage 3:37)

- 1-10-OAK 14 (3:37) J.Campbell pass incomplete deep right to D.Moore. Overthrown, receiver at BUF 30. Pressure on QB:
 K.Williams.
- 2-10-OAK 14 (3:28) D.McFadden right tackle to OAK 16 for 2 yards (M.Dareus, Sp.Johnson).
- 3-8-OAK 16 (2:46) (Shotgun) J.Campbell pass incomplete short middle to D.McFadden [K.Williams]. Overthrown, receiver at
 OAK 20.
- 4-8-OAK 16 (2:41) S.Lechler punts 58 yards to BUF 26, Center-J.Condo. C.Spiller pushed ob at BUF 31 for 5 yards
 (D.Blackstock).

Buffalo Bills at 2:30

- 1-10-BUF 31 (2:30) (Shotgun) R.Fitzpatrick pass short left to St.Johnson to BUF 44 for 13 yards (Q.Groves, C.Johnson). Caught in P17
 flat at BUF 37.
- 1-10-BUF 44 (1:46) R.Fitzpatrick pass incomplete short right to D.Nelson [D.Bryant]. Overthrown, receiver at BUF 39.
- 2-10-BUF 44 (1:41) (Shotgun) R.Fitzpatrick pass short right to St.Johnson to OAK 45 for 11 yards (S.Routt). Caught in flat at P18
 OAK 45.
- 1-10-OAK 45 (1:03) F.Jackson left guard to OAK 16 for 29 yards (M.Giordano). R19
- 1-10-OAK 16 (:16) (Shotgun) R.Fitzpatrick pass incomplete deep right to St.Johnson (S.Routt). Receiver and coverage at goal line.
- 2-10-OAK 16 (:12) (Shotgun) R.Fitzpatrick sacked at OAK 21 for -5 yards (M.Shaughnessy).
PENALTY on OAK-R.McClain, Illegal Contact, 5 yards, enforced at OAK 16 - No Play. X20
- End of quarter - 3:21 pm

END OF QUARTER

	Score	Time Poss	First Downs				Efficiencies	
			R	P	X	T	3 Down	4 Down
Oakland Raiders	21	7:28	0	3	0	3	3/4	0/0
Buffalo Bills	17	7:32	6	3	2	11	1/1	0/0

Play By Play

Fourth Quarter

9/18/2011

Buffalo Bills continued.

- 1-10-OAK 11 (15:00) (Shotgun) R.Fitzpatrick pass short left to S.Chandler to OAK 1 for 10 yards (C.Johnson, M.Giordano). Caught at OAK 6, crossed to middle after catch. P21
- 1-1-OAK 1 (14:15) **F.Jackson up the middle for 1 yard, TOUCHDOWN.** R22
PENALTY on OAK, Unsportsmanlike Conduct, 15 yards, enforced between downs. Penalty for throwing challenge flag on unchallengeable play. Enforced on kickoff.
 R.Lindell extra point is GOOD, Center-G.Sanborn, Holder-B.Moorman.

OAK 21 BUF 24, 7 plays, 69 yards, 1 penalty, 3:20 drive, 0:50 elapsed
--

R.Lindell kicks 50 yards from 50 to end zone, Touchback. Kick through end zone.

Oakland Raiders at 14:10

- 1-10-OAK 20 (14:10) J.Campbell pass short right to D.Moore to OAK 30 for 10 yards (C.Kelsay). Caught in flat at OAK 21. P17
- 1-10-OAK 30 (13:40) D.McFadden right tackle to OAK 34 for 4 yards (N.Barnett).
PENALTY on OAK-D.Hagan, Offensive Holding, 10 yards, enforced at OAK 30 - No Play.
- 1-20-OAK 20 (13:15) J.Campbell pass deep left to D.Hagan to OAK 45 for 25 yards (J.Byrd). Caught at OAK 40, crossing to middle. P18
- 1-10-OAK 45 (12:33) D.McFadden right guard to OAK 48 for 3 yards (J.Byrd, N.Barnett).
- 2-7-OAK 48 (11:50) J.Campbell pass short left to D.Hagan to BUF 43 for 9 yards (N.Barnett, D.Florence). Caught in flat at BUF 43. P19
- 1-10-BUF 43 (11:11) D.Moore left end pushed ob at BUF 18 for 25 yards (J.Byrd). Reverse, handoff from D.Hagan after initial handoff from J.Campbell. R20
- 1-10-BUF 18 (10:26) D.McFadden left tackle pushed ob at BUF 13 for 5 yards (A.Davis).
 Timeout #1 by OAK at 10:08.
- 2-5-BUF 13 (10:08) (Shotgun) M.Bush up the middle to BUF 12 for 1 yard (K.Williams).
- 3-4-BUF 12 (9:23) **J.Campbell pass short right to D.McFadden for 12 yards, TOUCHDOWN. Caught in flat at BUF 10.** P21
 S.Janikowski extra point is GOOD, Center-J.Condo, Holder-S.Lechler.

OAK 28 BUF 24, 8 plays, 80 yards, 4:52 drive, 5:42 elapsed

S.Janikowski kicks 72 yards from OAK 35 to BUF -7. B.Smith, Touchback.

Buffalo Bills at 9:18

- 1-10-BUF 20 (9:18) R.Fitzpatrick pass short right to D.Nelson pushed ob at BUF 35 for 15 yards (M.Huff). Swing pass, caught at BUF 21. P23
- 1-10-BUF 35 (8:47) C.Spiller right tackle pushed ob at OAK 39 for 26 yards (T.Branch). R24
- 1-10-OAK 39 (8:19) R.Fitzpatrick pass short right to St.Johnson to OAK 27 for 12 yards (S.Routt). Caught in flat at OAK 34, slanting to middle. P25
- 1-10-OAK 27 (7:35) (Shotgun) F.Jackson left tackle to OAK 25 for 2 yards (J.Henderson, L.Houston).
- 2-8-OAK 25 (6:51) (Shotgun) R.Fitzpatrick pass short left to St.Johnson pushed ob at OAK 8 for 17 yards (M.Giordano). Caught along sideline at OAK 11. P26
- 1-8-OAK 8 (6:23) F.Jackson left guard to OAK 8 for no gain (R.Seymour).
- 2-8-OAK 8 (5:39) (Shotgun) R.Fitzpatrick pass incomplete short right to D.Jones. Thrown wide of receiver at OAK 5.
- 3-8-OAK 8 (5:35) (Shotgun) R.Fitzpatrick pass incomplete short middle to D.Nelson. Overthrown, receiver in back of end zone. *PENALTY on OAK-C.Johnson, Defensive Holding, 4 yards, enforced at OAK 8 - No Play.* X27
- 1-4-OAK 4 (5:31) F.Jackson left guard to OAK 6 for -2 yards (M.Shaughnessy).
- 2-6-OAK 6 (4:53) **R.Fitzpatrick pass short left to S.Chandler for 6 yards, TOUCHDOWN. Caught in coverage, 6 yds. into end zone.** P28
 R.Lindell extra point is GOOD, Center-G.Sanborn, Holder-B.Moorman.

OAK 28 BUF 31, 9 plays, 80 yards, 1 penalty, 4:30 drive, 10:12 elapsed

R.Lindell kicks 68 yards from BUF 35 to OAK -3. N.Miller pushed ob at OAK 12 for 15 yards (D.Batten).

Oakland Raiders at 4:48, (1st play from scrimmage 4:44)

- 1-10-OAK 12 (4:44) J.Campbell pass short left to D.McFadden pushed ob at OAK 25 for 13 yards (M.Dareus). Screen, caught at OAK 9. P22
- 1-10-OAK 25 (4:35) J.Campbell pass short left to M.Reece ran ob at OAK 37 for 12 yards [C.Kelsay]. Caught along sideline at OAK 37. P23
Penalty on BUF-G.Wilson, Illegal Contact, declined.
- 1-10-OAK 37 (4:29) D.McFadden left guard to OAK 43 for 6 yards (N.Barnett; G.Wilson).
- 2-4-OAK 43 (3:55) J.Campbell pass short left to D.McFadden pushed ob at 50 for 7 yards (G.Wilson). Caught along sideline at OAK 47. P24
- 1-10-50 (3:50) **J.Campbell pass deep middle to D.Moore for 50 yards, TOUCHDOWN. Caught in coverage at goal line.** P25
 S.Janikowski extra point is GOOD, Center-J.Condo, Holder-S.Lechler.

OAK 35 BUF 31, 5 plays, 88 yards, 1:07 drive, 11:19 elapsed
--

S.Janikowski kicks 73 yards from OAK 35 to BUF -8. B.Smith, Touchback.

Buffalo Bills at 3:41

- 1-10-BUF 20 (3:41) (Shotgun) R.Fitzpatrick pass incomplete deep left to St.Johnson. Overthrown, receiver near sideline at BUF 40. *PENALTY on OAK-C.Johnson, Defensive Pass Interference, 14 yards, enforced at BUF 20 - No Play.* X29
- 1-10-BUF 34 (3:36) (Shotgun) R.Fitzpatrick pass incomplete short middle to R.Martin. Thrown behind receiver at BUF 39.
- 2-10-BUF 34 (3:32) (Shotgun) R.Fitzpatrick pass short right to D.Nelson to BUF 43 for 9 yards (M.Huff). Caught at BUF 39.
- 3-1-BUF 43 (3:07) R.Fitzpatrick up the middle to BUF 47 for 4 yards (K.Wimbley, L.Houston). QB sneak. R30
- 1-10-BUF 47 (2:35) (Shotgun) R.Fitzpatrick pass short left to D.Nelson to OAK 47 for 6 yards (R.McClain). Caught in flat at OAK 48.
- 2-4-OAK 47 (2:01) (No Huddle, Shotgun) R.Fitzpatrick pass short left to D.Jones to OAK 42 for 5 yards (C.Chekwa, T.Branch). Caught in flat at OAK 43. P31

Oakland Raiders vs Buffalo Bills at Ralph Wilson Stadium

Two-Minute Warning

- 1-10-OAK 42 (1:53) (Shotgun) R.Fitzpatrick pass short left to F.Jackson pushed ob at OAK 31 for 11 yards (L.Houston). Screen, P32 caught at OAK 47.
- 1-10-OAK 31 (1:45) (Shotgun) R.Fitzpatrick pass short middle to D.Nelson to OAK 24 for 7 yards (R.McClain, M.Huff). Caught at OAK 25, crossing from right.
- 2-3-OAK 24 (1:10) (No Huddle, Shotgun) R.Fitzpatrick pass incomplete short middle to R.Martin (M.Huff). Receiver and coverage at OAK 20.
- 3-3-OAK 24 (1:07) (Shotgun) R.Fitzpatrick pass incomplete short middle to St.Johnson (R.McClain) [K.Wimbley]. Thrown behind receiver at OAK 22. Pass tipped at that same yard line.
Timeout #1 by BUF at 01:03.
- 4-3-OAK 24 (1:03) (Shotgun) R.Fitzpatrick pass short middle to D.Jones to OAK 15 for 9 yards (C.Johnson). Caught at OAK 18, P33 slanting from left.
- 1-10-OAK 15 (:34) (No Huddle, Shotgun) R.Fitzpatrick pass incomplete short right to S.Chandler (R.McClain). Receiver and coverage at OAK 10.
- 2-10-OAK 15 (:32) (Shotgun) R.Fitzpatrick pass incomplete short left to D.Jones (C.Johnson) [M.Shaughnessy]. Receiver and coverage in back corner of end zone.
Timeout #2 by BUF at 00:27.
- 3-10-OAK 15 (:27) (Shotgun) R.Fitzpatrick pass short left to D.Nelson to OAK 6 for 9 yards (J.Boyd). Caught in flat at OAK 6. The Replay Assistant challenged the runner was down by contact ruling, and the play was Upheld.
Timeout #3 by BUF at 00:18.
- 4-1-OAK 6 **(:18) (Shotgun) R.Fitzpatrick pass short middle to D.Nelson for 6 yards, TOUCHDOWN. Caught 2 yds. into end zone, slanting from left.** P34
R.Lindell extra point is GOOD, Center-G.Sanborn, Holder-B.Moorman.

OAK 35 BUF 38, 14 plays, 80 yards, 1 penalty, 3:27 drive, 14:46 elapsed

R.Lindell kicks 70 yards from BUF 35 to OAK -5. R.Cartwright, Touchback.

Oakland Raiders at 0:14

- 1-10-OAK 20 (:14) (Shotgun) J.Campbell pass deep middle to D.Moore to OAK 44 for 24 yards (L.McKelvin). Caught at OAK 42, P26 crossing from right.
Timeout #2 by OAK at 00:06.
- 1-10-OAK 44 (:06) (Shotgun) J.Campbell pass incomplete short left to D.Hagan. Overthrown, receiver along sideline at BUF 49.
- 2-10-OAK 44 (:00) (Shotgun) J.Campbell pass deep right intended for D.Moore INTERCEPTED by D.Searcy at BUF 0. Touchback. Coverage in front corner of end zone.
The Replay Assistant challenged the pass completion ruling, and the play was Upheld.
End of game - 4:23 pm, 4:32 pm after review

END OF QUARTER

	Score	Time Poss	First Downs				Efficiencies	
			R	P	X	T	3 Down	4 Down
Oakland Raiders	35	6:13	1	9	0	10	1/1	0/0
Buffalo Bills	38	8:47	3	9	2	14	1/3	2/2

Miscellaneous Statistics Report

Oakland Raiders vs Buffalo Bills
9/18/2011 at Ralph Wilson Stadium

Ten Longest Plays for Oakland Raiders

Yards	Qtr	Play Start	Play Description
50	4	1-10-50	(3:50) J.Campbell pass deep middle to D.Moore for 50 yards, TOUCHDOWN. Caught in coverage at goal line.
42	2	1-10-OAK 35	(2:00) (Shotgun) J.Campbell pass deep right to D.Moore to BUF 23 for 42 yards (L.McKelvin). Caught along sideline at BUF 31.
25	4	1-20-OAK 20	(13:15) J.Campbell pass deep left to D.Hagan to OAK 45 for 25 yards (J.Byrd). Caught at OAK 40, crossing to middle.
25	4	1-10-BUF 43	(11:11) D.Moore left end pushed ob at BUF 18 for 25 yards (J.Byrd). Reverse, handoff from D.Hagan after initial handoff from J.Campbell.
24	4	1-10-OAK 20	(:14) (Shotgun) J.Campbell pass deep middle to D.Moore to OAK 44 for 24 yards (L.McKelvin). Caught at OAK 42, crossing from right.
22	2	1-10-BUF 23	(1:39) (Shotgun) M.Bush up the middle to BUF 1 for 22 yards (J.Byrd).
20	2	3-3-BUF 37	(15:00) (Shotgun) J.Campbell pass short right to D.Moore to BUF 17 for 20 yards (L.McKelvin). Caught near sideline, in coverage, at BUF 22.
17	2	1-10-BUF 34	(10:39) J.Campbell pass deep left to D.Hagan to BUF 17 for 17 yards (G.Wilson). Caught at BUF 18, crossing from middle.
16	2	2-9-OAK 19	(2:12) (Shotgun) J.Campbell pass short middle to D.McFadden to OAK 35 for 16 yards (J.Byrd). Screen, caught at OAK 16.
14	1	1-10-OAK 29	(3:58) D.McFadden left tackle pushed ob at OAK 43 for 14 yards (D.Florence).

Ten Longest Plays for Buffalo Bills

Yards	Qtr	Play Start	Play Description
43	3	2-3-OAK 43	(13:36) F.Jackson left guard for 43 yards, TOUCHDOWN. Key block: S.Chandler.
34	1	2-9-BUF 16	(8:40) F.Jackson right guard pushed ob at 50 for 34 yards (T.Branch). Key block: S.Chandler.
29	3	1-10-OAK 45	(1:03) F.Jackson left guard to OAK 16 for 29 yards (M.Giordano).
26	4	1-10-BUF 35	(8:47) C.Spiller right tackle pushed ob at OAK 39 for 26 yards (T.Branch).
19	2	1-10-BUF 36	(7:31) R.Fitzpatrick pass short left to St.Johnson to OAK 45 for 19 yards (C.Johnson, M.Giordano). Caught at BUF 45, slanting to middle.
18	3	1-10-OAK 25	(5:15) (Shotgun) C.Spiller right end to OAK 7 for 18 yards (R.Seymour).
17	4	2-8-OAK 25	(6:51) (Shotgun) R.Fitzpatrick pass short left to St.Johnson pushed ob at OAK 8 for 17 yards (M.Giordano). Caught along sideline at OAK 11.
16	2	1-10-BUF 20	(8:08) (Shotgun) R.Fitzpatrick pass short middle to R.Parrish to BUF 36 for 16 yards (M.Giordano). Screen, caught at BUF 20, crossing from right.
15	4	1-10-BUF 20	(9:18) R.Fitzpatrick pass short right to D.Nelson pushed ob at BUF 35 for 15 yards (M.Huff). Swing pass, caught at BUF 21.
13	3	1-10-BUF 37	(14:54) R.Fitzpatrick right end to 50 for 13 yards (K.Wimbley, R.McClain).

Touchdown Scoring Information

		Offense	Defense	Special Teams
VISITOR:	Oakland Raiders	5	0	0
HOME:	Buffalo Bills	5	0	0

Player Scoring Information

Club	Player	TD	Rush	Rec	KO	Punt	Int	Fum	Misc	FG	XP	2Pt	2Pt	Sfty	Points
		TD		TD	TD	TD	TD	TD	TD			Rush	Rec		
OAK	D.McFadden	0	1	1	0	0	0	0	0	0	0	0	0	0	12
OAK	J.Campbell	0	1	0	0	0	0	0	0	0	0	0	0	0	6
OAK	M.Bush	0	1	0	0	0	0	0	0	0	0	0	0	0	6
OAK	D.Moore	0	0	1	0	0	0	0	0	0	0	0	0	0	6
OAK	S.Janikowski	0	0	0	0	0	0	0	0	0	5	0	0	0	5
BUF	F.Jackson	0	2	0	0	0	0	0	0	0	0	0	0	0	12
BUF	R.Lindell	0	0	0	0	0	0	0	0	1	5	0	0	0	8
BUF	S.Chandler	0	0	1	0	0	0	0	0	0	0	0	0	0	6
BUF	St.Johnson	0	0	1	0	0	0	0	0	0	0	0	0	0	6
BUF	D.Nelson	0	0	1	0	0	0	0	0	0	0	0	0	0	6

Possession Detail

	First Half		Second Half		Game	
	Visitor	Home	Visitor	Home	Visitor	Home
Largest Lead	18	0	11	3	18	3
Drives Leading	2	0	2	0	4	0
Time of Possession Leading	3:31	0:00	7:28	0:00	10:59	0:00
Largest Deficit	0	-18	-3	-11	-3	-18
Drives Trailing	0	3	3	5	3	8
Time of Possession Trailing	0:00	8:02	6:13	16:19	6:13	24:21
Times Score Tied Up		0		0		0
Lead Changes		1		5		6