



# PATRIOTS KICKOFF PRESEASON AGAINST JAGUARS

## MEDIA SCHEDULE

### SATURDAY, AUGUST 6

12:00-5:00 p.m. Patriots Experience  
(West Putnam Club Parking  
Press Box Opens for Media  
1:00 p.m. Bill Belichick Press Conf.  
(Red Level Press Box)  
1:30-4:00 p.m. Practice (open to the public)  
4:00 p.m. Player Availability on the Field  
TBA Meal in the Press Box  
(Red Level)

### SUNDAY, AUGUST 9

TBA

## 2011 PATRIOTS SCHEDULE

### PRESEASON (0-0)

Thurs., Aug. 11	Jacksonville	7:30	WBZ
Thurs., Aug 18 at	Tampa Bay	7:30	WBZ
Sat., Aug. 27 at	Detroit	8:00	CBS
Thurs., Sept. 1	N.Y. Giants	7:30	WBZ

### REGULAR SEASON

Mon., Sept. 12 at	Miami	7:00	ESPN
Sun., Sept. 18	San Diego	4:15	CBS
Sun., Sept. 25 at	Buffalo	1:00	CBS
Sun., Oct. 2 at	Oakland	4:15	CBS
Sun., Oct. 9	N.Y. Jets	4:15	CBS
Sun., Oct. 16	Dallas	4:15	FOX
Sun., Oct. 23	BYE WEEK		
Sun., Oct. 30 at	Pittsburgh	4:15	CBS
Sun., Nov. 6	N.Y. Giants	4:15	FOX
Sun., Nov. 13 at	N.Y. Jets	8:20	NBC
Mon., Nov. 21	Kansas City	8:30	ESPN
Sun., Nov. 27 at	Philadelphia	4:15	CBS*
Sun., Dec. 4	Indianapolis	8:20	NBC*
Sun., Dec. 11 at	Washington	1:00	CBS*
Sun., Dec. 18 at	Denver	4:15	CBS*
Sat., Dec. 24	Miami	1:00	CBS
Sun., Jan. 1	Buffalo	1:00	CBS*

\*Game Time and Network subject to possible flexible scheduling adjustment.

## PATRIOTS MEDIA WEBSITE

The Patriots' media-only website, located at <http://media.patriots.com>, will be updated for registered users throughout training camp with all the latest media information, schedules, rosters and press releases. The media site will also serve as the team's primary credentialing system again in 2011.

## PATRIOTS 2011 MEDIA GUIDE

The Patriots 2011 Media Guide will be online and updated throughout the season. Media can access the media guide at [www.patriots.com](http://www.patriots.com).

## NEW ENGLAND PATRIOTS vs. JACKSONVILLE JAGUARS

Thursday, August 11, 2011 ★ Gillette Stadium (68,756) ★ 7:30 p.m. EDT

After beginning training camp on July 28, the New England Patriots will open the preseason at home against the Jacksonville Jaguars. The Patriots will open the preseason at home for the fifth time since Gillette Stadium opened in 2002.

## BROADCAST INFORMATION

**TELEVISION:** This week's game will be broadcast by the Patriots Preseason Television Network and can be seen in every New England state as well as Eastern Canada. The network's flagship station is **WBZ-TV Channel 4** in Boston. Veteran CBS broadcaster **Don Criqui** provides play-by-play for the 17<sup>th</sup> year and is joined by three-time NFL Pro Bowler and CBS analyst **Randy Cross** for the ninth year.

## PATRIOTS PRESEASON TELEVISION NETWORK

### Massachusetts

Boston, Mass. WBZ-TV Ch. 4  
Springfield, Mass. WWLP-TV Ch. 22

### Rhode Island

Providence, R.I. WNAC-TV Ch. 64

### New Hampshire

Manchester, N.H. WMUR-TV Ch. 9

### Maine

Portland, Maine WMTW-TV Ch. 8  
Bangor, Maine WVII-TV Ch. 7

### Connecticut

Hartford, Conn. WCTX-TV Channel 59

### Vermont

Burlington, Vt. WVNY-TV Channel 22

### Canada (Quebec/Maritimes)

Rogers Sports Net East

**RADIO:** 98.5 FM, The Sports Hub, is the flagship station for the **Patriots Radio Network**. A complete listing of the network's 37 stations can be found in this press release. Play-by-play broadcaster **Gil Santos** is in his 34<sup>th</sup> season as the voice of the Patriots and will call the action along with Patriots Hall of Famer **Gino Cappelletti**. Santos and Cappelletti are celebrating their 28<sup>th</sup> season as a tandem.

## DREW BLEDSOE AND JON MORRIS INTO PATRIOTS HALL OF FAME

Drew Bledsoe will join Jon Morris, who was selected to the hall of fame by the senior selection committee, as the 2011 honorees that will be inducted into the Patriots Hall of Fame. Bledsoe and Morris will be inducted in a public ceremony outside The Hall at Patriot Place presented by Raytheon on Saturday, Sept. 17. The event is free to the public and Patriots fans are encouraged to attend.

Bledsoe was voted by the fans as the 17<sup>th</sup> player and 18<sup>th</sup> member to enter the Patriots Hall of Fame. Since the new process for induction was instituted in 2007, Bledsoe earned the highest percentage of votes for any candidate and becomes the first player to be selected by the fans into the Patriots Hall of Fame in his first year of eligibility.

Morris was selected by a 10-person senior selection committee. The selection was made on Friday, March 25 and affirmed with a phone call from Patriots Chairman and CEO Robert Kraft, who notified Morris of his induction later that afternoon.

## MEDIA CONTACTS

### PATRIOTS MEDIA RELATIONS OFFICE: 508-384-4203

**Stacey James**, Vice President of Media Relation, [staceyj@patriots.com](mailto:staceyj@patriots.com) 508-384-9105  
**Aaron Salkin**, Asst. Director of Media Relations, [aarons@patriots.com](mailto:aarons@patriots.com) 508-326-6870  
**Christy Berkery**, Media Relations Coordinator, [christyb@patriots.com](mailto:christyb@patriots.com) 508-549-0518  
**Michael Jurovaty**, Media Relations Coord., [mjurovaty@patriots.com](mailto:mjurovaty@patriots.com) 508-326-6187  
**Jeff Cournoyer**, Director of Corporate Communications, [jeffco@patriots.com](mailto:jeffco@patriots.com) 508-549-0492



# BACK TO FOOTBALL





# PATRIOTS VS. JAGUARS

## SERIES HISTORY

The Patriots and Jaguars will meet in the preseason for the second time and will clash for the 11th time overall. The Patriots only other preseason meeting against Jacksonville was in the 2004 preseason finale when the Jaguars won, 31-0, at Gillette Stadium.

The Patriots are 5-0 against the Jaguars in the regular season and 3-1

against the Jaguars in the postseason.



The last regular season meeting between the two teams was on Dec. 27, 2009 when the Patriots defeated the Jaguars, 35-7. Tom Brady set a team record with a pass completion percentage of .885. He completed 23 of 26 pass attempts for 267 yards and four touchdowns with no interceptions.

### Preseason – Jaguars 1, Patriots 0

Date	Result	Score	H/A	Stadium
09/02/04	L	0-31	H	Gillette Stadium

### Regular Season – Patriots 5, Jaguars 0

Date	Result	Score	H/A	Stadium
09/22/96	W (OT)	28-25	H	Foxboro Stadium
12/07/97	W	26-20	A	Alltel Stadium
12/14/03	W	27-13	H	Gillette Stadium
12/24/06	W	24-21	A	Alltel Stadium
12/27/09	W	35-7	H	Gillette Stadium

### Postseason – Patriots 3, Jaguars 1

Date	Result	Score	H/A	Stadium
01/12/97*	W	20-6	H	Foxboro Stadium
01/03/99	L	10-25	A	Alltel Stadium
01/07/06	W	28-3	H	Gillette Stadium
01/12/08	W	31-20	H	Gillette Stadium

\*-AFC Championship Game

## PRESEASON HISTORY

The Patriots are 39-31 (.558) in the preseason since Robert Kraft purchased the team in 1994. Prior to 1994, the Patriots were 60-96-1 (.385) in the preseason. New England enters this week's game with an all-time preseason mark of 99-127-1 (.436).

### BILL BELICHICK IN THE PRESEASON

Bill Belichick has compiled an overall record of 36-29 (.554) in the preseason, including a 25-20 (.556) mark as Patriots head coach. Belichick's teams have been .500 or above in 14 of his 16 previous preseasons as a head coach in the NFL.

## THE LAST REGULAR SEASON MEETING PATRIOTS 35, JAGUARS 7

December 27, 2009 ★ Gillette Stadium

	1	2	3	4	Final
Jacksonville Jaguars	0	0	0	7	7
New England Patriots	7	21	0	7	35

The Patriots clinched the AFC East Division title with a dominating 35-7 victory over the Jacksonville Jaguars to improve to a perfect 8-0 record at Gillette Stadium this year.

QB Tom Brady completed 23 of 26 pass attempts for 267 yards, including four touchdown passes. WR Randy Moss caught three of the touchdown passes, including two in the first half. WR Wes Welker finished with 13 receptions for 138 yards and RB Sammy Morris added 95 yards on 12 carries, including a 55-yard run in the second quarter that helped position the Patriots for his 1-yard touchdown run.

## THE LAST REGULAR SEASON MEETING PATRIOTS 35, JAGUARS 7 (continued)

Defensively, S Brandon Meriweather and CB Shawn Springs came up with two big interceptions to stop Jacksonville drives deep into New England territory.

Jacksonville ended New England's first drive of the game at the 1-yard line on a RB Laurence Maroney fumble. The Jaguars failed to capitalize on the turnover when they were stopped on a fourth-down attempt in their own territory. New England responded by moving to the 2-yard line where Brady connected with Moss on a touchdown pass for a 7-0 first quarter lead.

The Patriots scored 21 points in the second quarter to take a commanding 28-0 halftime lead.

Late in the first quarter, Jacksonville had an impressive drive to the New England 42-yard line before Meriweather intercepted QB David Garrard and returned it 56 yards to the 27-yard line to help set up the Patriots' second score. Two plays later Brady put the Patriots up 14-0 with a 26-yard touchdown pass to TE Chris Baker on the first play of the second quarter. Morris' 55-yard run helped set up the Patriots' next score for a 21-0 lead, and then Brady led a seven-play, 67-yard drive that ended in a 6-yard touchdown pass to Moss for a 28-0 lead.

Jacksonville opened the second half with a 16-play, 69-yard drive that took 8:34 off the clock before Springs registered his first interception as a Patriot at the New England two-yard line to end the scoring threat. New England responded with a 10-play, 90-yard drive that culminated with a 17-yard touchdown pass to Moss for a 35-0 lead.

The Jaguars finally got on the scoreboard on the next series, but the Patriots took 12 minutes off the clock on their next possession to preserve the victory.

## PRESEASON VS. AFC

This week, the Patriots will play an AFC team in the preseason for just the sixth time in their last 27 preseason games.

## CONNECTIONS

- Patriots **OL Dan Connolly** was a member of the Jaguars from 2005-06.
- Patriots **WR Matthew Slater** was college teammates with Jaguars **RB Maurice Jones-Drew** and **TE Mercedes Lewis** at UCLA from 2004-05. Slater and Patriots **DB Bret Lockett** were teammates at UCLA with Jaguars **KB Kyle Bosworth** in 2007.
- Patriots **LB Rob Ninkovich** and Jaguars **OL Uche Nwaneri** were teammates at Purdue in 2004.
- Patriots **S Brandon McGowan** and Jaguars **FB Montell Owens** were born in New Jersey and were teammates at Maine from 2002-04.
- Jaguars **CB Terrence Wheatley** was drafted by the Patriots in the 2008 NFL draft. Wheatley played for the Patriots for three seasons. Wheatley and Patriots rookie **T Nate Solder** were teammates at the University of Colorado from 2006-07.
- Patriots **CB Leigh Bodden** and Jaguars **QB Luke McCown** both played for the Cleveland Browns in 2004.
- Patriots **CB Darius Butler** and Jaguars **LB Scott Lutruss** teammates at the University of Connecticut in 2007.
- Patriots rookie **LB Markell Carter** and Jaguars **DE Larry Hart** were teammates at Central Arkansas from 2007-09.
- Patriots **LB Jermaine Cunningham**, **TE Aaron Hernandez**, **LB Brandon Spikes** and Jaguars **DL Jeremy Mincey** were teammates at the University of Florida from 2007-09.



# PATRIOTS VS. JAGUARS

## CONNECTIONS (continued)

- Patriots rookie **CB Ras-I Dowling** and Jaguars rookie **WR Dontrelle Inman** were teammates the past four years at the University of Virginia. Dowling was also teammates with Jaguars **DT Nate Collins** and **OT Eugene Monroe** at Virginia from 2007-08.
- Patriots **TE Rob Gronkowski**, Jaguars **OT Eben Britton** and **WR Mike Thomas** were teammates at the University of Arizona from 2007-08.
- Patriots **LB Gary Guyton**, **DL Darryl Richard** and Jaguars **S Dawan Landry** were teammates at Georgia Tech from 2004-05.
- Patriots **QB Brian Hoyer** and Jaguars rookie **LB Eric Gordon** were teammates at Michigan State from 2007-08.
- Patriots **CB Devin McCourty**, Jaguars **S Courtney Greene**, **WR Tiquan Underwood** and **OT Kevin Haslam** were teammates at Rutgers University from 2005-08. Patriots **OL Rich Ohrnberger** and Jaguars **LB Paul Posluszny** were teammates at Penn State in 2006.
- Patriots rookie **TE Lee Smith** and Jaguars **OT Daniel Baldridge** at The Marshall University from 2006-10.
- Patriots rookies **WR Jeremy Ross**, **RB Shane Vereen** and Jaguars **DT Tyson Alualu** were teammates at the University of California from 2007-09.

## TALE OF THE TAPE

2010 Regular Season	New England	Jacksonville
Record	14-2	8-8
Divisional Standings	1st	2nd
Total Yards Gained	5,820	5,460
Total Offense (Rank)	363.8 (8)	341.3 (15)
Rush Offense	123.3 (9)	149.7 (3)
Pass Offense	240.4 (11)	191.6 (27)
Points Per Game	32.4 (1)	22.1(14)
Total Yards Allowed	5,864	5,949
Total Defense (Rank)	366.5 (25)	371.8 (28)
Rush Defense	108.0 (11)	121.6 (22)
Pass Defense	258.5(30)	250.3 (28)
Points Allowed/Game	19.6 (8)	22.1 (27)
Possession Avg.	29:00	31:43
Sacks Allowed/Yards Lost	25/175	38/291
Sacks Made/Yards	36/212	26/189
Total Touchdowns Scored	65	41
Penalties Against/Yards	83/766	83/675
Punts/Avg.	58/43.2	57/43.8
Turnover Differential	+28	-15

## EIGHT DIVISION TITLES IN 10 YEARS

The Patriots, San Francisco and Minnesota are the only teams to win eight division titles in a 10-year span since the 1970 merger. San Francisco has done it multiple times: Patriots (2001-2010), Vikings (1970-1979) and San Francisco (1981-90, 1983-92, 1984-93, 1986-94, 1987-95 and 1988-97)

## ANNUAL ACHIEVEMENTS – PATRIOTS HAVE MOST 9+WIN SEASONS SINCE 2001

The Patriots are the only team in the NFL to have recorded nine or more wins in each of the last 10 seasons.

### MOST SEASONS OF 9+ WINS SINCE 2001

New England .....	10
Indianapolis .....	9
Philadelphia .....	8
Pittsburgh .....	8

## PATRIOTS FINISH WITH A PERFECT 8-0 REGULAR-SEASON RECORD AT HOME

The Patriots finished with a perfect 8-0 regular-season record at Gillette Stadium in 2010 for the second consecutive season. New England has now finished perfect at home five times in team history, all in the last seven years (2003, 2004, 2007, 2009 and 2010). The Patriots were the only team in the NFL to finish undefeated at home in 2010. The Patriots own an overall record of 67-14 (.827) at Gillette Stadium. Since their state-of-the-art facility opened at the beginning of the 2002 season, the Patriots own the NFL's best record at home. The Patriots enter the 2011 season with a 17-game winning streak at home.

## WHAT TO LOOK FOR IN 2011

### TOM BRADY

- Tom Brady enters 2011 with an NFL record of 335 consecutive regular season pass attempts without an interception.
- Brady enters the 2011 season tied for 10<sup>th</sup> place with Dave Krieg with 261 career touchdown passes. He needs 13 touchdown passes to surpass his childhood hero Joe Montana (273) into ninth place (see Brady section for entire list).
- Brady enters 2011 with 111 regular season wins as a starter and needs 9 wins to become just the sixth quarterbacks with 120 or more regular season victories as a starter.
- Brady currently has an NFL record of 28 straight wins as a starter in the regular season at home. The last time the Patriots lost a regular season home game in which Brady started was on Nov. 12, 2006 against the New York Jets.
- Brady and Head Coach Bill Belichick need 6 more wins to become the all-time winningest coach/QB tandem in NFL history. Dan Marino and Don Shula have the most wins with 116 wins.
- Brady threw a touchdown pass in all 16 games in 2011 and needs to throw at least one touchdown pass in the next four games to break his own team record of 19 straight games with at least one touchdown pass.

### WES WELKER

- Wes Welker enters the 2011 season with a streak of 61 straight regular season games with at least one reception as a member of the Patriots. He needs three more games with at least one reception to surpass the team mark of 63 set by TE Ben Coates.
- Welker needs 100 receptions in 2011 to become the third player in NFL history with four 100-catch seasons. Welker can join Marvin Harrison and Jerry Rice has the only players with four 100-reception seasons.

## PATRIOTS EARN FOURTH 14 WIN SEASON

The Patriots finished 14-2 in 2010. The Patriots have finished with at least 14 wins in four separate seasons. In addition to the 2010 season, the Patriots finished 14-2 in 2003, 14-2 in 2004 and 16-0 in 2007. The Patriots join the San Francisco 49ers as the only teams in NFL history to have four 14-win seasons.

## NEW ENGLAND PATRIOTS \* 2010 AFC EAST CHAMPIONS

The Patriots claimed the AFC East Division title for the second consecutive season and earned the number one seed in the AFC Playoff field. New England has won 13 division crowns and has qualified as a Wild Card team on four occasions (1998, 1994, 1985 and 1976). The Patriots also qualified for the playoffs in 1982 as part of a 16-team tournament following a players' strike. It is the third time that the Patriots have earned home-field advantage (2007 and 2003).



# INSIDE THE NUMBERS

## BY THE NUMBERS

2

The number of kickoff returns that WR Brandon Tate returned for a touchdown in 2010 after he returned a 97-yard kickoff for a touchdown vs. Cincinnati (9/12) and a 103-yard kickoff for a touchdown at Miami (10/4). Tate is the first Patriots' player to return two kicks for a touchdown in a season since Kevin Faulk returned two for a touchdown in 2002. The Patriots record for most returns in a single season is three by Raymond Clayborn in 1977.

2

The number of blocked kicks recorded by S Patrick Chung in 2010 after he blocked a punt and a field goal in the Patriots win at Miami (10/4). He is the first NFL player to block a field goal and a punt in the same game since CB Ramon Walker of Houston blocked a field goal and a punt vs. New England on Nov. 23, 2003.

4

The number of interceptions that the Patriots returned for a touchdown in 2010 after LB Gary Guyton returned an interception 59 yards for a score vs. Cincinnati (9/12), S Patrick Chung returned an interception 51 yards for a score at Miami (10/4), S James Sanders returned an interception 32 yards for a touchdown at Pittsburgh (11/14), and CB Kyle Arrington returned an interception 36 yards for score vs. Green Bay (12/19).

5.64

The average yards per carry by Danny Woodhead in 2010 after he finished with 97 rushes for 547 yards. His average set a Patriots team record, topping Don Clahoun's previous team record of 5.59 yards per carry in 1976.

7

The number of interceptions by CB Devin McCourty in 2010. It is the second most interceptions by a rookie in Patriots history to Mike Haynes (8) in 1976.

10

The number of touchdown receptions by rookie TE Rob Gronkowski in 2010, a record for most touchdown catches by a tight end in Patriots history. The only other rookie tight end in NFL history to have more touchdowns was Mike Ditka (12).

13

The number of rushing touchdowns in 2010 by BenJarvus Green-Ellis, establishing a career high. His previous best was the five he had as a rookie in 2008. He is the first Patriots player with 10-plus rushing touchdowns since Corey Dillon had 13 in 2006.

65

The number of touchdowns by the 2010 Patriots, a total that ranks as the eighth-highest total in NFL history. New England set the NFL record with 75 touchdowns in 2007.

71

The number of yards Dan Connolly gained on a second quarter kickoff return vs. Green Bay (12/19). It is the longest kickoff return by an offensive lineman in NFL history.

193

The number of total tackles by LB Jerod Mayo in 2010. That number is the third-highest in team history and led the NFL in 2010.

1,008

The number of yards that BenJarvus Green-Ellis had rushing in 2010, becoming the first Patriots player to top the 1,000-yard rushing mark since Corey Dillon had a team-record 1,635 yards in 2004.

## TOM BRADY BY THE NUMBERS

6

The number of times that Brady has finished a season with 25 or more touchdowns. He is the sixth QB in NFL history to have 25 or more touchdown passes in at least six different seasons.

## TOM BRADY BY THE NUMBERS (continued)

8

The number of times Tom Brady has passed for 3,000 or more yards in a season, a franchise record for most 3,000-yard seasons. He finished the season with 3,900 yards.

17

The number of times Tom Brady has earned AFC Offensive Player of the Week honors. He earned the award in back-to-back weeks in 2010: at Detroit (11/25) and vs. NY Jets (12/6).

28

The number of consecutive regular-season starts that Tom Brady has won at Gillette Stadium, setting an NFL record for most consecutive home wins by a starting quarterback in the regular-season.

36

The number of touchdown passes thrown by Brady in 2010 to lead the NFL. He is one of just 13 players since the 1970 merger to have at least two 30 touchdown seasons. He set an NFL record with 50 in 2007.

34

The number of regular-season 300-yard passing games by Tom Brady, a team record.

82

The number of times that Brady has thrown two or more touchdowns in a game. The Patriots are 70-12 when he throws for two or more touchdowns.

111

The number of wins that Brady has as a starting quarterback. He reached the 100-win milestone in the fewest number of starts (131) among all quarterbacks in the modern era.

## THE KRAFT ERA

3

The number of Super Bowl championships the Patriots have won since Robert Kraft purchased the team in 1994. That mark is the highest total in the NFL over that span. Only Denver (2; 1997 and 1998) and Pittsburgh (2; 2005 and 2008) have won multiple Super Bowl titles since 1994.

5

The number of conference championships the Patriots have won since Robert Kraft purchased the team in 1994. That mark is the highest total in the NFL over that span. Pittsburgh is second with three conference titles since 1994.

10

The number of division championships won by the Patriots since Kraft purchased the team in 1994.

12

The number of playoff seasons earned by the Patriots in the 17 seasons since Robert Kraft purchased the team.

17

The number of playoff games the Patriots have won since Robert Kraft purchased the team in 1994. That mark is the highest total in the NFL over that span. Pittsburgh ranks second with 15 playoff wins over that span.

26

The number of playoff games the Patriots have appeared in since 1994. The mark is tied with Pittsburgh for the most playoff games during that time period.

## THE BELICHICK ERA

4

Bill Belichick is one of just four coaches to win three championships since the Super Bowl era began. Belichick joins three members of the Pro Football Hall of Fame in the exclusive club (Chuck Noll 4, Joe Gibbs 3 and Bill Walsh 3). Belichick is the only coach to win three Super Bowls in the post-1993 salary cap era and the only one to ever win three in four years.

177

Bill Belichick has 177 career victories as a head coach, including playoff games. Belichick is in sole possession of 10<sup>th</sup> place in all-time coaching victories.





# ROBERT KRAFT NEWS & NOTES

Since Robert Kraft purchased the team in 1994, the Patriots have experienced one of the most dramatic turnarounds in the history of sports. In 17 seasons of ownership, Kraft has transformed one of the league's least successful clubs into what many observers view as a model NFL franchise. In the five seasons immediately preceding his purchase (1989-93), the Patriots were a moribund team, winning just 19 of 80 games (.311 pct.) and recording the worst record in the NFL over that span. When he bought the franchise on Jan. 21, 1994, Kraft announced his intention to bring a championship to New England, a tall order considering the team's previous success rate. But under Kraft's leadership, the Patriots have won ten division titles, five conference crowns and three Super Bowl championships. The Patriots have made five Super Bowl appearances since Kraft purchased the team, a period during which no other NFL franchise has earned more than three berths.



	<b>Pre-Kraft 1960-93</b>	<b>1989-93</b>	<b>Kraft Era 1994-10</b>
Overall Record	225-276-9	19-61	197-101
Winning Pct.	.450	.311	.661
Super Bowl Titles	0	0	3
Conference Titles	1	0	5
Division Titles	3	0	10
Playoff Seasons	6	0	12
Playoff Record	4-6	--	17-9
Home Playoff Games	1	0	13
Home Playoff Record	0-1	--	11-2

## A CHAMPIONSHIP TRADITION

The Patriots, the Los Angeles Lakers and the San Antonio Spurs are the only teams from the four major professional sports leagues to have won at least three titles since 2001.

### MULTIPLE LEAGUE CHAMPIONSHIPS SINCE 2001

Team	League	Titles
Los Angeles Lakers.....	NBA.....	4
<b>New England Patriots.....</b>	<b>NFL.....</b>	<b>3</b>
San Antonio Spurs.....	NBA.....	3

### CHAMPIONSHIP GAME/SERIES APPEARANCES SINCE 1994

Team	League	Appearances
New York Yankees.....	MLB.....	7
Los Angeles Lakers.....	NBA.....	7
Detroit Red Wings.....	NHL.....	6
<b>New England Patriots.....</b>	<b>NFL.....</b>	<b>5</b>
Pittsburgh Steelers.....	NFL.....	4
San Antonio Spurs.....	NBA.....	4
New Jersey Devils.....	NHL.....	4

## SELLOUT STREAK

In the early 1990s, the Patriots seemed destined for relocation until Robert Kraft's purchase of the team rejuvenated local interest. In 1991, the season ticket base was just 17,635, barely enough to support the club. Now, the season-ticket base stands at a capped total of 61,759 and more than 50,000 fans are on a waiting list. The Patriots have sold out 181 consecutive home games (dating back to the 1994 regular-season opener).

### SINCE ROBERT KRAFT PURCHASED THE TEAM IN 1994...

#### TOTAL VICTORIES SINCE 1994 (Regular Season)

<b>New England Patriots.....</b>	<b>180</b>
Pittsburgh Steelers.....	172
Green Bay Packers.....	170
Indianapolis Colts.....	170

#### TOTAL VICTORIES SINCE 1994 (Incl. Postseason)

<b>New England Patriots.....</b>	<b>197</b>
Pittsburgh Steelers.....	189
Green Bay Packers.....	185
Indianapolis Colts.....	181
Philadelphia Eagles.....	165
Denver Broncos.....	165

### SINCE ROBERT KRAFT PURCHASED THE TEAM IN 1994...

#### WINNING PERCENTAGE SINCE 1994 (Incl. Postseason)

Team	W	L	T	Pct.
<b>New England Patriots.....</b>	<b>197</b>	<b>101</b>	<b>0</b>	<b>.661</b>
Pittsburgh Steelers.....	189	108	1	.636
Green Bay Packers.....	185	112	0	.623
Indianapolis Colts.....	181	114	0	.614
Denver Broncos.....	165	120	0	.579
Philadelphia Eagles.....	165	127	2	.565
Minnesota Vikings.....	157	130	0	.547

#### SUPER BOWL CHAMPIONSHIPS SINCE 1994

<b>New England Patriots.....</b>	<b>3</b>
Green Bay.....	2
Pittsburgh Steelers.....	2
Denver Broncos.....	2
8 Teams.....	1

#### CONFERENCE CHAMPIONSHIPS SINCE 1994

<b>New England Patriots.....</b>	<b>5</b>
Pittsburgh Steelers.....	4
Green Bay Packers.....	3
Denver Broncos.....	2
St. Louis Rams.....	2
Indianapolis Colts.....	2
New York Giants.....	2
14 Teams.....	1

#### PLAYOFF VICTORIES SINCE 1994

<b>New England Patriots.....</b>	<b>17</b>
Pittsburgh Steelers.....	17
Green Bay Packers.....	15
Philadelphia Eagles.....	11
Indianapolis Colts.....	11

#### PLAYOFF GAMES PLAYED SINCE 1994

<b>New England Patriots.....</b>	<b>26</b>
Pittsburgh Steelers.....	26
Green Bay Packers.....	25
Indianapolis Colts.....	23
Philadelphia Eagles.....	22
Denver Broncos.....	13
San Francisco 49ers.....	13

#### PLAYOFF SEASONS SINCE 1994

Indianapolis Colts.....	13
<b>New England Patriots.....</b>	<b>12</b>
Green Bay Packers.....	12
Philadelphia Eagles.....	11
Pittsburgh Steelers.....	11
Dallas Cowboys.....	9

#### PLAYOFF WINNING PERCENTAGE SINCE 1994

Team	W	L	Pct.
<b>New England Patriots.....</b>	<b>17</b>	<b>9</b>	<b>.654</b>
Pittsburgh Steelers.....	17	9	.654
New Orleans Saints.....	5	3	.625
Arizona Cardinals.....	5	3	.625
Denver Broncos.....	8	5	.615
Green Bay Packers.....	15	10	.600
Baltimore Ravens.....	9	6	.600
Carolina Panthers.....	6	4	.600

#### HOME PLAYOFF WINS SINCE 1994

Pittsburgh Steelers.....	12
<b>New England Patriots.....</b>	<b>11</b>
Philadelphia Eagles.....	8
Green Bay Packers.....	8

## AT LOCKOUT'S END

Robert Kraft played a major role in helping reach a deal with the NFL players that ended the lockout. At the press conference to announce the agreement, Indianapolis Colts C Jeff Saturday commented on Kraft's role in the negotiations, "Without him, this deal does not get done. He is a man who helped us save football and we're so [grateful] for that. We're [grateful] for his family and for the opportunity he presented to get this deal done."



# PATRIOTS 2010 TEAM NOTES

## PATRIOTS AGAINST TOP 10 SCORING DEFENSES

The Patriots played an opponent with a top 10 scoring defense (fewest points allowed per game) seven times in 2010 and were 6-1 in those games. The Patriots averaged 30.1 points per game when playing a defense ranked among the top 10 stingiest in terms of allowing points. While the Patriots averaged 30.1 points per game against those teams, the rest of the NFL averaged 16.4 points per game.

### PATRIOTS PLAY TOUGH AGAINST TOP 10 DEFENSES

Team	PPG	Rk	Pts by NE	PPG vs. Rest	Diff
Pittsburgh	14.5	1	39	12.9	+26.1
Green Bay	15.0	2	31	13.9	+17.1
Baltimore	16.9	3	23	16.5	+6.5
Chicago	17.9	4	36	16.7	+19.3
N.Y. Jets	19.0	6	45	17.5	+27.5
N.Y. Jets	19.0	6	14	17.5	-3.5
San Diego	20.1	10	23	19.9	+3.1
<b>AVG</b>	<b>20.7</b>	<b>--</b>	<b>32.4</b>	<b>19.9</b>	<b>+11.5</b>

## PATRIOTS ON THE POINT IN 2010

The Patriots finished first in the NFL with 518 points in 2010, second in team history to the NFL record 589 points scored in 2007. The 518 points ranks seventh in NFL history.

### MOST POINTS SCORED IN A SEASON BY THE PATRIOTS

589 in 2007  
**518 in 2010**  
 441 in 1980

### MOST POINTS IN A SEASON / NFL HISTORY

Team	Year	Pts
<b>New England</b>	<b>2007</b>	<b>589</b>
Minnesota	1998	556
Washington	1983	541
St. Louis	2000	540
St. Louis	1999	526
Indianapolis	2004	522
<b>New England</b>	<b>2010</b>	<b>518</b>
Houston Oilers	1961	513
Miami	1984	513

## PATRIOTS ON THE POINT PART 2

The Patriots finished first in the NFL with an average of 32.4 points per game. That is the second best average in team history.

### HIGHEST AVG. POINTS PER GAME BY THE PATRIOTS

36.8 in 2007  
**32.4 in 2010**  
 29.5 in 1961

## PATRIOTS SCORE TOUCHDOWNS

The Patriots scored 65 touchdowns in 2010, a total that ranks as the eighth-best total in NFL history. New England set the league record with 75 touchdowns in 2007.

### MOST TOUCHDOWNS IN A SEASON / PATRIOTS

75 in 2007  
**65 in 2010**  
 52 in 1961 and 1980

### MOST TOUCHDOWNS IN A SEASON / NFL HISTORY

Team	Year	TD
<b>New England</b>	<b>2007</b>	<b>75</b>
Miami	1984	70
St. Louis	2000	67
Houston Oilers	1961	66
Indianapolis	2004	66
San Francisco	1994	66
St. Louis	1999	66
<b>New England</b>	<b>2010</b>	<b>65</b>
Three Teams		64

## TOP OFFENSE IN 2010

The Patriots offense finished 8<sup>th</sup> in the NFL in total yards. The Patriots offense has finished in the top 10 four straight seasons. Since the 1970 merger, the Patriots offense has finished in the top 10 15 times, including six times under Bill Belichick.

Year	Rank
2010	8
2009	3
2008	5
2007	1

## PATRIOTS SCORED POINTS ON OFFENSE AND DID NOT ALLOW POINTS ON DEFENSE IN 2010

The Patriots offense finished first in the NFL in scoring (518 points for a 32.4 average) and eighth in the NFL in fewest points allowed (313 points for a 19.6 average).

## PATRIOTS WON EIGHT STRAIGHT AGAINST TEAMS WITH A RECORD OF .500 OR BETTER

The win over the 8-6 Packers was the Patriots' eighth straight when playing a team that had a record of .500 or better in 2010. Since falling to the 10-4 Jets on Sept. 19, the Patriots defeated the 7-7 Dolphins (41-14), the 10-4 Ravens (23-20), the 8-6 Chargers (23-20), the 10-4 Steelers (39-26), the 8-6 Colts (31-28), the 10-4 Jets (45-3), the 9-4 Bears (36-7) and the 8-6 Packers (31-27).

## NFL'S BEST ROAD WARRIORS THIS DECADE

Since the start of the 2000 season, the Patriots have the third best regular-season road record at 57-31, behind only Indianapolis (59-29) and Philadelphia (57-30-1).

TEAM	RECORD	PCT.
Indianapolis	59-29	.670
Philadelphia	57-30-1	.653
<b>New England</b>	<b>57-31</b>	<b>.648</b>
Pittsburgh	53-35	.602

## PATRIOTS FINISH 6-2 ON THE ROAD IN 2010

With the win over Buffalo (12/26/10), the Patriots closed out the 2010 season with a 6-2 road record. In 2009, the Patriots were 2-6 on the road.

## PATRIOTS FORCE TURNOVERS

The Patriots lead the NFL with a +106 turnover margin since the 1994 season, including a league-leading and franchise record +28 in 2010.

### NFL TURNOVER MARGIN SINCE 1994

Rank	Team	Turnover Margin
<b>1.</b>	<b>New England</b>	<b>+106</b>
2.	Kansas City	+104
3.	Pittsburgh	+71

## PATRIOTS SET TEAM RECORD WITH TURNOVER DIFFERENTIAL OF +28 IN 2010

The Patriots set a franchise record by finishing the 2010 season with a turnover differential of +28, forcing 38 turnovers while allowing just 10 turnovers. The previous Patriots' team record for best turnover differential in a season was +17, a record which was set in 2003. The Patriots finished 13-0 in 2010 when recording a positive turnover differential. The Patriots' turnover differential of +28 is the second-best since the 1970 AFL-NFL merger, trailing only the +43 posted by the 1983 Washington Redskins.

## PATRIOTS SET NFL RECORD WITH SEVEN STRAIGHT GAMES WITHOUT A TURNOVER IN 2010

A Patriots turnover against Miami (1/2/11) ended an NFL-record streak of seven straight games without a turnover. No other NFL team had gone longer than four straight games without a turnover. The Patriots lost a fumble early in the first quarter against Miami. It was the Patriots' first turnover since an interception at Cleveland (11/7/10) by Brian Hoyer.

## PATRIOTS SET NFL RECORD FOR FEWEST TURNOVERS IN A 16-GAME SEASON IN 2010

The Patriots had just 10 turnovers in 2010 (5 interceptions and 5 fumbles), setting an NFL record for fewest turnovers in a season. The previous NFL record for fewest turnovers in a season was 12 by Kansas City in the strike-shortened 1982 season. The previous record for fewest turnovers in a 16-game season was 13 by the Giants and Dolphins in 2008. The former Patriots record for fewest turnovers in a season was 15 in 2007 (9 interceptions and 6 fumbles).



# PATRIOTS 2010 TEAM NOTES

## PATRIOTS TIE NFL RECORD FOR FEWEST INTERCEPTIONS IN A SEASON IN 2010

The Patriots had just five passes intercepted in 2010, tying the NFL mark for fewest interceptions in a single season. New England attempted 507 passes in 2010, with just five resulting in interceptions. The other teams to have only five interceptions in a season were the 1960 Cleveland Browns, the 1966 Green Bay Packers, the 1990 Kansas City Chiefs and the 1990 New York Giants. The Patriots are the only team of that group to have only five interceptions with over 500 pass attempts.

### FEWEST INTERCEPTIONS IN A SEASON

Year	Team	Int.	Pass Attempts
2010	New England	5	507
1990	Kansas City	5	449
1990	NY Giants	5	398
1966	Green Bay	5	318
1960	Cleveland	5	264

## PATRIOTS SET NFL RECORD WITH SEVEN STRAIGHT GAMES WITH 30 POINTS AND NO TURNOVERS IN 2010

The Patriots scored at least 30 points without committing a turnover in seven straight games in 2010 to set an NFL record (11/14 at Pittsburgh – 12/26 at Buffalo). No other team in NFL history has had 30+ points and no turnovers in more than three straight games.

## EIGHT STRAIGHT GAMES WITH 30 POINTS TIES PATRIOTS' OWN NFL RECORD

The Patriots scored 38 points in the 2010 regular-season finale to tie an NFL record for most consecutive games with 30 or more points at eight. The 2010 Patriots tied the record also achieved by the 2007 Patriots and the 2000 St. Louis Rams. The Patriots scored 30 or more points 11 times in 2010. The Patriots set a team record by scoring 30 or more points 12 times in 2007. The Patriots are 61-2 when scoring 30 or more points under head coach Bill Belichick.

## STRONG IN THE SECOND HALF

Since 2001, New England has done a remarkable job of finishing the season strong, compiling an NFL-best 61-15 (.803) record in games on or after Thanksgiving, including a 6-1 record in 2010.

### PATRIOTS BEFORE AND AFTER THANKSGIVING SINCE 2001

Season	Pre-Thanksgiving	Post-Thanksgiving	Overall
2001	5-5 (.500)	9-0 (1.000)	14-5*
2002	6-5 (.545)	3-2 (.600)^	9-7
2003	9-2 (.818)	8-0 (1.000)	17-2*
2004	9-1 (.900)	8-1 (.889)	17-2*
2005	6-4 (.600)	5-3 (.625)	11-7*
2006	7-3 (.700)	7-2 (.777)	14-5*
2007	10-0 (1.000)	8-1 (.889)	18-1*
2008	7-4 (.636)	4-1 (.800)	11-5
2009	7-3 (.700)	3-4 (.429)	10-7*
2010	8-2 (.800)	6-1 (1.000)^	14-3*
<b>Totals</b>	<b>74-29 (.718)</b>	<b>61-15 (.803)</b>	<b>135-44</b>

\*Includes playoffs ^Includes games played on Thanksgiving

### BEST RECORDS IN GAMES PLAYED ON OR AFTER THANKSGIVING SINCE 2001

(Includes regular-season and playoff games)

Team	W	L	T	Pct.
<b>New England</b>	<b>61</b>	<b>15</b>	<b>0</b>	<b>.803</b>
Pittsburgh	53	22	0	.707
Philadelphia	48	27	0	.640
San Diego	41	24	0	.631
Indianapolis	47	28	0	.627
Green Bay	44	27	0	.620

## NFL'S TOP DECEMBER RECORD SINCE 2001

The Patriots have an NFL-best 37-5 record in the month of December since the 2001 season, including a 4-0 record in 2010.

Rk	Team	Record
<b>1</b>	<b>New England Patriots</b>	<b>37-5</b>
2	Philadelphia Eagles	32-11
3	Pittsburgh Steelers	31-13
4	Indianapolis Colts	29-15
5	San Diego Chargers	28-17

## SERIES SUCCESS

The Patriots extended their win streak to 15 games over Buffalo with a 34-3 win on Dec. 26, 2010. The 15-game win streak over a single opponent is the third longest streak in NFL history against a division opponent.

### PATRIOTS LONGEST SERIES WINNING STREAKS

Win Strk	Opponent	Date Begun	Date Ended
<b>15</b>	<b>Buffalo Bills</b>	<b>12/27/03</b>	<b>Active</b>
11	Buffalo Bills	01/02/83	12/20/87
10	San Diego Chargers	12/02/73	10/14/01
7	New York Jets	09/21/03	11/12/06
7	Indianapolis Colts	10/20/96	12/12/99

### LONGEST CURRENT NFL SERIES WINNING STREAKS

Team	Opponent	Win Streak	Last Loss
<b>New England</b>	<b>Buffalo</b>	<b>15</b>	<b>09/07/03</b>
Buffalo	Cincinnati	10	01/08/89
Denver	Cleveland	9	10/08/90

### LONGEST NFL SERIES WINNING STREAKS

Team	Opponent	Win Streak
Miami	Buffalo	20 (1970-79)
San Francisco	Rams	17 (1990-98)
<b>New England</b>	<b>Buffalo</b>	<b>15 (2003-current)</b>
Miami	Colts	14 (1980-87)
San Diego	Oakland	13 (2003-10)
Dallas	Cardinals	13 (1990-96)

## DIVISIONAL DOMINANCE

The New England Patriots own a 48-14 (.774) record in regular season AFC East games since the beginning of the 2001 season, compiling the best intra-division record of any team in the NFL over the last nine seasons. The Patriots finished 5-1 (.833) in 2010 against the AFC East.

### NFL'S TOP DIVISIONAL RECORDS SINCE 2001

Team	W	L	T	Pct.
<b>New England Patriots</b>	<b>48</b>	<b>14</b>	<b>0</b>	<b>.774</b>
Indianapolis Colts	45	17	0	.726
Pittsburgh Steelers	46	18	0	.719
Green Bay Packers	42	20	0	.677

### AFC EAST DIVISIONAL RECORDS SINCE 2001

Team	W	L	T	Pct.	Div. Titles	Years
<b>New England</b>	<b>48</b>	<b>14</b>	<b>0</b>	<b>.774</b>	<b>8</b>	<b>2001, 03-07, 09-10</b>
New York Jets	31	31	0	.500	1	2002
Miami	26	36	0	.419	1	2008
Buffalo	20	42	0	.323	0	---

NOTES: The Indianapolis Colts were members of the AFC East in 2001 and compiled a 3-5 divisional record that season. In 2002, the Patriots and Jets both finished with a 9-7 overall record and a 4-2 divisional record, but the Jets claimed the division title by virtue of having a better record against common opponents. In 2008, the Patriots and Dolphins both finished with an 11-5 overall record and a 4-2 divisional record.

## TOUGH AT HOME

The Patriots own an overall record of 67-14 (.827) at Gillette Stadium. Since their state-of-the-art facility opened at the beginning of the 2002 season, the Patriots own the NFL's best record at home.

### BEST HOME RECORDS SINCE 2002

Team	W	L	T	Pct.
<b>New England</b>	<b>67</b>	<b>14</b>	<b>0</b>	<b>.827</b>
Indianapolis	63	18	0	.778
Pittsburgh	57	22	1	.719
Baltimore	53	21	0	.716
San Diego	52	25	0	.675
Seattle	52	26	0	.667
Philadelphia	52	28	0	.650
Minnesota	48	26	0	.649

## PATRIOTS ARE PERFECT AT HOME IN 2010

The Patriots finished with a perfect 8-0 regular-season record at Gillette Stadium for the second consecutive season in 2010. New England has now finished perfect at home five times in team history, all in the last seven years (2003, 2004, 2007, 2009 and 2010). The Patriots were the only team in the NFL to finish undefeated at home in 2010.



# PATRIOTS 2010 TEAM NOTES

## HOME RECORD IN DECEMBER SINCE 2002

With an 18-1 record, the New England Patriots have the best home record in December since Gillette Stadium opened in 2002.

Team	W	L	T	Pct.
<b>New England</b>	<b>18</b>	<b>1</b>	<b>0</b>	<b>.947</b>
Green Bay	16	4	0	.800
Denver	12	4	0	.750
Indianapolis	17	6	0	.739
Philadelphia	13	6	0	.684

## PATRIOTS RECORD AGAINST THE NFC AT HOME SINCE 2002

The Patriots have won 17 straight games at Gillette Stadium against NFC opponents. The only loss was the very first game against an NFC opponent at the new stadium in 2002 when the visiting Green Bay Packers beat the Patriots, 28-10, on Oct. 13.

Team	W	L	T	Pct.
<b>New England</b>	<b>17</b>	<b>1</b>	<b>0</b>	<b>.944</b>
Pittsburgh	15	2	1	.861
Baltimore	15	3	0	.833
Jacksonville	14	4	0	.778
Indianapolis	14	4	0	.778

## PATRIOTS HAD NINE NON-OFFENSIVE TOUCHDOWNS IN 2010

The Patriots scored nine touchdowns that were not offensive touchdowns in 2010, tying a team record set in 1961 for most non-offensive touchdowns in a season. The Patriots returned four interceptions for touchdowns, returned two kickoffs for touchdowns, scored on one fumble return, blocked one field goal that was returned for a touchdown and returned a punt for a touchdown. The nine non-offensive touchdowns were second in the NFL to Arizona, who has scored on 12 non-offensive touchdowns. The NFL record for most non-offensive touchdowns is 13 by Seattle in 1998.

DATE	GAME	TOUCHDOWN
09/12	Cincinnati	Gary Guyton 59-yard interception return
09/12	Cincinnati	Brandon Tate 97-yard kickoff return
10/4	at Miami	Brandon Tate 103-yard kickoff return
10/4	at Miami	Kyle Arrington 35-yard return of a blocked FG
10/4	at Miami	Patrick Chung 51-yard interception return
11/14	at Pittsburgh	James Sanders 32-yard interception return
12/12	at Chicago	Gary Guyton 35-yard fumble return
12/19	Green Bay	Kyle Arrington 36-yard interception return
1/02	Miami	Julian Edelman 94-yard punt return

## PATRIOTS DEFENSE PRODUCES FIVE TOUCHDOWNS IN 2010

Kyle Arrington's interception return against Green Bay (12/19) was the Patriots' fifth defensive touchdown of the season (4 interception returns and 1 fumble return). The team record for most defensive touchdowns is six by the 2007 team (3 interception returns and 3 fumble returns). The Patriots also had five defensive touchdowns in 2003 (5 interception returns), 2001 (5 interception returns), 1992 (3 interception returns and 3 fumble returns) and 1961 (2 interception returns and 3 fumble returns).

## PATRIOTS HAD FOUR INTERCEPTIONS RETURNED FOR A SCORE IN 2010

Arrington's 36-yard interception return is the Patriots fourth interception returned for a touchdown in 2010. The four interceptions returned for a touchdown in 2010 is tied for third in team history, trailing the five the team had in 2003 and 2001. The Patriots also returned four interceptions for touchdowns in 1997.

## PATRIOTS INT. RETURNED FOR TOUCHDOWNS IN 2010

DATE	GAME	TOUCHDOWN
09/12	Cincinnati	Gary Guyton's 59-yard interception return
10/4	at Miami	Patrick Chung's 51-yard interception return
11/14	at Pittsburgh	James Sanders' 32-yard interception return
12/19	Green Bay	Kyle Arrington's 36-yard interception return

## PATS FINISH 2010 WITH NFL-LEADING 25 INT.

The Patriots led the NFL with 25 interceptions in 2010. The 25 interceptions in 2010 by the Patriots is tied for the fourth-highest single-season total in team history. The only times the Patriots have had more interceptions in a season were in 1964 (31 interceptions), 1963 (29 interceptions) and 2003 (29 interceptions).

## PATRIOTS BECOME FIRST TEAM IN NFL HISTORY TO SCORE A TD FIVE DIFFERENT WAYS IN THE SAME GAME IN 2010

The Patriots became the first team in NFL history to score a touchdown five different ways in the same game at Miami (10/04). The Patriots scored a rushing touchdown, a receiving touchdown, had a kickoff returned for a touchdown, blocked a field goal that was returned for a touchdown and returned an interception for a touchdown.

## THREE WITH TWO TDS, QB WITH 4 TDS AND A PERFECT RATING

For the second time in team history the Patriots had three players finish with two touchdowns and a four-touchdown effort by the quarterback with a perfect rating. Wes Welker, Deion Branch and BenJarvus Green-Ellis each had two touchdowns and Tom Brady had four touchdowns with a perfect rating at Detroit (11/25). On Oct. 29, 1978 the Patriots defeated the Jets 55-21. Harold Jackson, Horace Ivory and James McAlister each had two touchdowns in the win. Steve Grogan threw four touchdowns in the game and finished with a perfect rating.

## PATRIOTS RUSH FOR 200 YARDS IN BOTH GAMES AGAINST BUFFALO

The Patriots rushed for over 200 yards in both games against AFC East rival Buffalo. In the first meeting on Sept. 26, the Patriots gained exactly 200 yards rushing, and then in the rematch at Buffalo (12/26), the Patriots rushed for a season-high 217 yards. In 2008, the Patriots had two games with 200 or more rushing yards with 257 vs. Denver (10/20/08) and 277 at Oakland (12/14/08). New England has rushed for 200 or more yards in a game twice or more in a single season 14 times in team history.

## THE PATRIOTS FORCE SEVEN TURNOVERS

The Patriots forced seven turnovers in the win at Buffalo (12/26/10). The seven takeaways are tied for the third most in a game by the Patriots. The Patriots record for most takeaways in a game is 10 at the New York Jets (11/21/76). The Patriots had eight forced turnovers vs. Houston (11/1/63) and vs. Buffalo (11/7/76) and also had seven vs. NY Jets (9/27/64), vs. Denver (11/6/66) and at LA Rams (12/11/83).

## PATRIOTS RECOVER FOUR FUMBLES IN A GAME FOR THE SECOND TIME SINCE 2001

The Patriots recovered four fumbles in the win at Buffalo (12/26/10) the second time since 2001. The last time the Patriots recovered four fumbles was on Sept. 14, 2003 against Philadelphia.

## 2010 ROOKIES PRODUCE 9 INTERCEPTIONS

The Patriots 2010 rookies produced 9 interceptions in 2010, the most of any team's rookie class. CB Devin McCourty recorded 7, LB Brandon Spikes 1 and LB Dane Fletcher 1.

## PATRIOTS ROOKIES RECORD 7 SACKS IN 2010

The Patriots 2010 rookie class produced 7 sacks in 2010, third in the NFL to Cincinnati (12.5) and Detroit with 10.

## PATRIOTS ENTERED POSTSEASON ON A ROLL

The Patriots finished the 2010 season with a 21.8 average margin of victory, the best ever compared to the four previous Patriots' teams that reached the Super Bowl.

Year	W-L	Avg. Victory Margin
2001	7-1	9.3
2003	8-0	10.6
2004	7-1	13.9
2007	8-0	13.9
<b>2010</b>	<b>8-0</b>	<b>21.8</b>





# PATRIOTS 2010 TEAM NOTES

## EIGHT PLAYERS SELECTED FOR THE PRO BOWL

Tom Brady, Matt Light, Logan Mankins, Jerod Mayo, Devin McCourty, Brandon Meriweather, Wes Welker and Vince Wilfork were selected to represent the Patriots and the AFC in the 2011 Pro Bowl. The eight Pro Bowl selections match the eight by the 1985 and 2007 Patriots teams.



## 2010 HONORS AND AWARDS

### QB Tom Brady

- *Associated Press* NFL Most Valuable Player
- *Associated Press* All-Pro: First Team
- *Associated Press* Offensive Player of the Year.
- AFC Offensive Player of the Week (Wk. 12 at Detroit)
- AFC Offensive Player of the Week (Wk. 13 vs. NY Jets)
- FedEx Air Player of the Week (Wk. 14 at Chicago)
- AFC Offensive Player of the Month (December/January)
- *Sporting News* Offensive Player of the Year
- *Sporting News* All-Pro
- *Pro Football Weekly* MVP
- *Pro Football All-NFL*
- Peter King from SI.Com MVP, Offensive Player of the Year and All-Pro Quarterback

### S James Sanders

- AFC Defensive Player of the Week (Wk. 10 at Pittsburgh)

### OL Dan Connolly

- AFC Special Teams Player of the Week (Wk. 15 vs. Green Bay)

### TE Rob Gronkowski

- Pepsi Rookie Player of the Week (Wk. 14 at Chicago)
- Pepsi Rookie Player of the Week (Wk. 17 vs. Miami)
- *Sporting News* All-Rookie
- *Pro Football Weekly* All-Rookie
- *USA Today* All-Joe's team

### TE Aaron Hernandez

- Pepsi NFL rookie Player of the Week (Wk. 15 vs. Green Bay)

### G Logan Mankins

- *Associated Press* All-Pro: First Team

### LB Jerod Mayo

- *Pro Football Weekly* All-NFL
- *Associated Press* All-Pro: First Team

### CB Devin McCourty

- *Associated Press* All-Pro: Second Team
- Pepsi NFL rookie Player of the Week (Wk. 15 vs. Green Bay)
- *Sporting News* All-Pro and All-Rookie
- *Pro Football Weekly* All-Rookie
- Peter King from SI.com All-Pro

### P Zoltan Mesko

- *Pro Football Weekly* All-Rookie

### T Sebastian Vollmer

- *Associated Press* All-Pro: Second Team
- *USA Today* All-Joe's team

### NT Vince Wilfork

- *Associated Press* All-Pro: Second Team
- Peter King from SI.com All-Pro

## PATRIOTS HAVE TOP TELEVISION RATINGS

The Patriots set a regular-season record for household rating.

### PATRIOTS 2010 RATINGS IN BOSTON TV MARKET

Date	Opp.	Net.	Boston TV	HH Rat.	HH Share
9/12	CIN	CBS	WBZ	28.70	59
9/19	NYJ	CBS	WBZ	34.96	61
9/26	BUF	CBS	WBZ	29.30	62
10/04	MIA	ESPN	WCVB	30.70	48
10/17	BAL	CBS	WBZ	29.84	61
10/24	SD	CBS	WBZ	35.10	58
10/31	MIN	FOX	WFXT	36.13	64
11/07	CLE	CBS	WBZ	30.73	60
11/14	PIT	NBC	WHDH	36.39	55
11/21	IND	CBS	WBZ	42.04	67
11/25	DET	CBS	WBZ	25.24	69
12/06	NYJ	ESPN	WCVB	42.20	62
12/12	CHI	CBS	WBZ	41.29	63
12/19	GB	NBC	WHDH	42.62	62
12/26	BUF	CBS	WBZ	36.58	63
01/03	MIA	CBS	WBZ	35.90	67
			<b>Avg.</b>	<b>34.86</b>	<b>61.31</b>

## THE GREATEST SHOW IN SNOW

The Patriots are 11-0 all-time in games in Foxborough when snow has fallen during the game.

### SNOW GAMES IN FOXBOROUGH (11-0)

Date	Opp.	Temp	Weather	W/L	Score
10/18/09	TEN	39	Mixed Rain, Snow	W	59-0
12/21/08	ARZ	30	Snow	W	47-7
12/04/05	NYJ	26	Light Snow	W	16-3
01/16/05	IND*	25	Snow	W	20-3
01/18/04	IND*	32	Light Snow	W	24-14
12/14/03	JAX	25	Snow in 2nd Half	W	27-13
12/07/03	MIA	28	Cold, Snow, Wind	W	12-0
01/19/02	OAK*	25	Snow, 3-5 inches	W	16-13 ot
12/04/83	NO	35	Cold, Snowing	W	7-0
12/12/82	MIA	22	Wind, Snow	W	3-0
12/10/78	BUF	28	Snow, Some Sun	W	26-24

\*-Playoffs

### BILL BELICHICK ERA SNOW GAMES HOME AND AWAY (12-0)

Date	Opp.	Temp	Weather	W/L	Score
12/26/10	at BUF	22	Snow Flurries	W	34-3
12/12/10	at CHI	26	Snow	W	36-7
10/18/09	TEN	39	Mixed Rain, Snow	W	59-0
12/21/08	ARZ	30	Snow	W	47-7
12/10/05	at BUF	30	Light Snow	W	35-7
12/04/05	NYJ	26	Light Snow	W	16-3
01/16/05	IND*	25	Snow	W	20-3
01/18/04	IND*	32	Light Snow	W	24-14
12/14/03	JAX	25	Snow in 2nd Half	W	27-13
12/07/03	MIA	28	Cold, Snow, Wind	W	12-0
01/19/02	OAK*	25	Snow, 3-5 inches	W	16-13 ot
12/17/00	at BUF	35	Snow Showers	W	13-10 ot

\*-Playoffs

## HOT WHEN IT'S COLD

The Patriots have enjoyed tremendous recent success in cold weather games and are 29-7 since 1993 when the kickoff temperature is 34 degrees or colder. The Patriots are 21-4 when it's 30 degrees or colder.

### PATRIOTS GAMES 34 DEGREES OR COLDER

#### SINCE 1993 (29-7)

Date	Opp.	Temp	Notes	W/L	Score
01/10/04	TEN*	4	Wind Chill -10	W	17-14
01/23/05	at PIT*	11	Wind Chill -1	W	41-27
12/26/93	IND	19	Wind Chill -1	W	38-0
01/10/10	BAL*	20	Wind Chill 8	L	14-33
12/26/10	at BUF	22	Wind Chill 8	W	34-3
01/20/08	SD*	23	Wind Chill 9	W	21-12
01/07/06	JAX*	24	Clear and Calm	W	28-3
12/21/96	at NYG	24	Wind Chill 17	W	23-22
01/01/06	MIA	25	Wind Chill 20	L	26-28
01/16/05	IND*	25	Snow	W	20-3
12/14/03	JAX	25	Wind Chill 16	W	27-13
01/19/02	OAK*	25	Snow	W	16-13 ot
12/12/10	at CHI	26	Snow	W	36-7
12/05/05	NYJ	26	Light Snow	W	16-3
12/10/95	NYJ	26	Wind Chill 12	W	31-28
01/12/97	JAX*	27	Wind Chill 11	W	20-6
12/06/10	NYJ	27	Wind Chill 15	W	45-3
12/20/09	at BUF	28	Wind Chill 22	W	17-10
12/07/03	MIA	28	Wind Chill 17	W	12-0
1/16/11	NYJ*	30	Wind Chill 19	L	21-28
10/11/09	at DEN	30	Wind Chill 26	L	17-20
12/21/08	ARZ	30	Snow	W	47-7
12/11/05	at BUF	30	Light Snow	W	35-7
12/26/04	at NYJ	30	Wind Chill 21	W	23-7
12/20/03	at NYJ	30	Wind Chill 20	W	21-16
11/05/06	IND	31	Clear and Calm	L	20-27
12/24/00	MIA	31	Wind Chill 22	L	24-27
12/19/10	GB	32	Wind Chill 25	W	31-27
01/02/05	SF	32	Wind Chill 27	W	21-7
01/18/04	IND*	32	Light Snow	W	24-14
11/16/03	DAL	33	Cloudy and Calm	W	12-0
11/26/95	at BUF	33	Flurries	W	35-25
11/30/08	PIT	34	Rain	L	10-33
12/09/07	PIT	34	Cloudy and Cold	W	34-13
12/16/01	at BUF	34	Wind Chill 25	W	12-9 ot
12/12/93	CIN	34	Wind Chill 23	W	7-2


\*-playoffs



# BILL BELICHICK NEWS & NOTES

## THE HEAD COACH

**Overall Record:** 177-100 (.639)  
**Regular Season:** 162-94 (.633)  
**Postseason:** 15-6 (.714)  
**With Patriots overall:** 140-55 (.718)  
**Super Bowl Titles:** 5 (86, 90, 01, 03, 04)  
**Conf. Titles:** 7 (86, 90, 96, 01, 03, 04, 07)  
**Division Titles:** 15 (75, 78, 86, 89, 90, 96, 98, 01, 03, 04, 05, 06, 07, 09, 10)



Bill Belichick is the only head coach in NFL history to win three Super Bowl titles in a four-year span. He has won more regular season games (121) and more games overall (135) during a 10-year stretch (2001-2010) than any other coach in NFL History. Tony Dungy is second with 115 regular season wins and 123 wins overall. In the 2007 season, Belichick led the Patriots to the fourth undefeated and untied regular season and the first since the NFL established a 16-game schedule in 1978.

## BELICHICK LEADS TEAM TO 10<sup>TH</sup> STRAIGHT WINNING RECORD

Bill Belichick has led the Patriots to a winning record for 10 consecutive seasons (2001-2010). The only other NFL coach to have at least 10 consecutive winning seasons with one team since the 1970 merger was Tom Landry, who led the Dallas Cowboys to 16 consecutive winning seasons (1970-1985).

## BELICHICK LEADS TEAM NFL-BEST 14-2 RECORD

Bill Belichick guided the Patriots to an NFL-best 14-2 record in 2010. Belichick is the first head coach ever to win at least 14 regular-season games in four separate seasons. Only four other coaches — San Francisco's George Seifert (3), Washington's Joe Gibbs (2), Chicago's Mike Ditka (2) and Miami's Don Shula (2) — have more than one 14-win season.

## BILL BELICHICK'S 14-WIN REGULAR SEASONS

YEAR	RECORD	SEASON RESULT
2003	14-2	Super Bowl XXXVIII Champions
2004	14-2	Super Bowl XXXIX Champions
2007	16-0	Super Bowl XLII
2010	14-2	AFC Divisional Playoffs

## BELICHICK MOVES INTO TOP TEN

Bill Belichick passed Mike Holmgren to move into sole possession of 10<sup>th</sup> place in all-time coaching victories and now has 177 wins.

## MOST WINS NFL COACHES

Head Coach	Team(s)	Years of service	Record
1. Don Shula	BAL, MIA	33	347-173-6
2. George Halas	Chicago	40	324-151-31
3. Tom Landry	Dallas	29	270-178-6
4. Curly Lambeau	GB, Cards, WAS	33	229-134-22
5. Chuck Noll	Pittsburgh	23	209-156-1
6. M. Schottenheimer	CLE, KC, WAS, SD	21	205-139-1
7. Dan Reeves	DEN, NYG, ATL	23	201-174-2
8. Chuck Knox	LAR, BUF, SEA	22	193-158-1
9. Bill Parcells	NYG, NE, NYJ, DAL	19	183-138-1
10. Bill Belichick	CLE, NE	16	177-100-0
11. Mike Holmgren	GB, SEA	17	174-122-0
12. Joe Gibbs	Washington	16	171-101-0
13. Paul Brown	CLE, CIN	21	170-108-6

## ELITE COMPANY

Belichick is one of nine NFL head coaches to win three or more championships since the league began postseason play in 1933, but the only one to win three in four years. With the Patriots' victory in Super Bowl XXXIX, Belichick joined an exclusive club in which each of the eight other members has been enshrined in the Pro Football Hall of Fame.

## HEAD COACHES WITH THREE OR MORE NFL TITLES

(Listed alphabetically)

Head Coach	Championship Team(s)
Bill Belichick	New England Patriots (SB XXXVI, XXXVIII, XXXIX)
Paul Brown	Cleveland Browns (1950, 54, 55)
Weeb Ewbank	Baltimore Colts, New York Jets (1958, 59 SB III)
Joe Gibbs	Washington Redskins (SB XVII, XXII, XXVI)
George Halas	Chicago Bears (1921, 33, 40, 41, 46, 63)
Curly Lambeau	Green Bay Packers (1929, 30, 31, 36, 39, 44)
Vince Lombardi	Green Bay Packers (1961, 62, 65, SB I, II)
Chuck Noll	Pittsburgh Steelers (Super Bowl IX, X, XIII, XIV)
Bill Walsh	San Francisco 49ers (Super Bowl XVI, XIX, XXXIII)

## BELICHICK'S PATRIOTS RENAISSANCE

Any successful project requires a sound plan and once head coach Bill Belichick implemented his design on the Patriots, his approach has given him the best record of any NFL head coach who has coached over 40 games since 2001 (including the postseason).

## NFL COACHES' RECORDS SINCE 2001

Coach	Team	W	L	T	Pct.
Bill Belichick	NE	135	44	0	.754
Tony Dungy	TB/IND	101	41	0	.711
Bill Cowher	PIT	70	35	1	.665

## AMONG THE GREATS

Coach Belichick has recorded 177 career wins, 10<sup>th</sup> all-time in NFL history. Belichick owns a career winning percentage of .639, which is third all-time, behind George Halas (.682) and Don Shula (.666).

## TOP WINNING PERCENTAGE AMONG HEAD COACHES WITH AT LEAST 160 WINS (INCL. POSTSEASON)

Head Coach	Team(s)	Years	W	L	T	Pct.
George Halas	CHI	1920-29, 33-41, 46-55, 58-67	324	151	31	.682
Don Shula	BAL/MIA	1963-95	347	173	6	.666
Bill Belichick	CLE/NE	1991-95, 00-10	177	100	0	.639
Curly Lambeau	GB/CHI/WAS	1921-53	229	134	22	.630
Joe Gibbs	WAS	1981-92, 04-07	171	101	0	.629

NOTE: Winning percentage calculated using current NFL rules, counting a tie as a half-win, half-loss.

## SUPER SUCCESS

Bill Belichick is one of just four head coaches to win three Super Bowl championships. Belichick is the only coach to win three Super Bowls in the post-1993 salary cap era.

## MOST SUPER BOWL VICTORIES

Head Coach	Team	Titles	Seasons
Chuck Noll	PIT	4	1974, 1975, 1978, 1979
Bill Belichick	NE	3	2001, 2003, 2004
Joe Gibbs	WAS	3	1982, 1987, 1991
Bill Walsh	SF	3	1981, 1984, 1988

NOTE: Sorted by most recent championship. Super Bowls have determined NFL champion since 1966.

## PLAYOFF SUCCESS

Coach Belichick has won 15 career playoff games, a total that is the fifth-highest by a head coach in NFL history.

## MOST PLAYOFF WINS BY AN NFL HEAD COACH

Coach	Team(s)	Wins
Tom Landry	Dallas Cowboys	20
Don Shula	Baltimore Colts, Miami Dolphins	19
Joe Gibbs	Washington Redskins	17
Chuck Noll	Pittsburgh Steelers	16
Bill Belichick	Cleveland Browns, New England Patriots	15

## POSTSEASON PROWESS

Bill Belichick is the tied for third in NFL history with a .714 winning percentage in the postseason.

## BEST POSTSEASON RECORDS IN NFL HISTORY

Head Coach	Team(s)	W	L	Pct.
Vince Lombardi	GB/WAS	9	1	.900
Tom Flores	Oakland	8	3	.727
Bill Belichick	CLE/NE	15	6	.714
Bill Walsh	San Francisco	10	4	.714

## BELICHICK NAMED COACH OF THE YEAR

The Associated Press named Bill Belichick the National Football League's Coach of the Year for 2010. It is the third time that Belichick has earned the honor. He was also named coach of the year following the 2003 and 2007 seasons. Belichick joins Don Shula (4-time winner) and Chuck Knox as the only three-time winners. Belichick is the most successful head coach in Patriots history.

## WINNINGEST HEAD COACHES IN PATRIOTS HISTORY

Coach	Years	Career Winning Pct.	Overall W-L-T	Playoff W-L
Bill Belichick	2000-10	.718	140-55-0	14-5
Raymond Berry	1984-89	.554	51-41-0	3-2
Pete Carroll	1997-99	.549	28-23-0	1-2
Ron Meyer	1982-84	.529	18-16-0	0-1



# TOM BRADY NEWS & NOTES

## RECORDING SUCCESS

Tom Brady has quarterbacked the Patriots to victories in 111 of his 143 career regular-season starts, compiling a .776 winning percentage and giving him the best record of any quarterback in the Super Bowl era (since 1966).

### TOP WINNING PERCENTAGES IN SUPER BOWL ERA

(Since 1966, Minimum 50 Starts, Regular Season Only)

Player	Team(s)	Years	W	L	T	Pct.
<b>Tom Brady</b>	<b>NE</b>	<b>2000-10</b>	<b>111</b>	<b>32</b>	<b>0</b>	<b>.776</b>
Roger Staubach	DAL	1969-79	85	29	0	.746
Joe Montana	SF/KC	1979-94	117	47	0	.713

### ACTIVE QUARTERBACKS WINNING PERCENTAGE

Minimum 32 Starts (two full seasons), Regular Season Only

Quarterback	Team(s)	W	L	T	Pct.
<b>Tom Brady</b>	<b>NE</b>	<b>111</b>	<b>32</b>	<b>0</b>	<b>.776</b>
Matt Ryan	ATL	33	13	0	.717
Ben Roethlisberger	PIT	69	29	0	.704
Philip Rivers	SD	55	25	0	.688
Peyton Manning	IND	141	67	0	.678

### MOST CAREER WINS AS A STARTER

(Regular season only)

Rk	Name	W	L	T	Pct.
1.	Brett Favre	186	112	0	.624
2.	John Elway	148	82	1	.643
3.	Dan Marino	147	93	0	.613
<b>4.</b>	<b>Peyton Manning</b>	<b>141</b>	<b>67</b>	<b>0</b>	<b>.678</b>
5.	Fran Tarkenton	124	109	6	.531
6.	Johnny Unitas	118	64	4	.651
7.	Joe Montana	117	47	0	.713
<b>8.</b>	<b>Tom Brady</b>	<b>111</b>	<b>32</b>	<b>0</b>	<b>.776</b>
9.	Terry Bradshaw	107	51	0	.677
10.	Warren Moon	102	98	0	.510

Bold indicates active players

## BRADY EARNS SECOND MVP AWARD

The Associated Press named Tom Brady the National Football League's Most Valuable Player for the 2010 season. He is the first unanimous selection. It is the second MVP honor of Brady's career. He earned his first MVP honors following the 2007 season. Brady joins San Francisco's Joe Montana as the only players to earn more than one MVP and more than one Super Bowl MVP.

## BRADY IS FASTEST TO 100 WINS

Tom Brady won his 100th game as a starter on Monday Night Football at Miami (10/4/10). He is the 11<sup>th</sup> NFL quarterback to register 100 wins as a starting quarterback. Brady reached the milestone in the fewest number of starts (131) among quarterbacks who began their careers in the Super Bowl era (since 1966). His 111 wins are ranked 8<sup>th</sup> in NFL history.

PLAYER	TEAM	STARTS TO REACH 100 WINS
<b>Tom Brady</b>	<b>Patriots</b>	<b>131</b>
Joe Montana	49ers	139
Terry Bradshaw	Steelers	147
Brett Favre	Packers	153
Peyton Manning	Colts	154

## BRADY REACHES 30 TDS FOR SECOND TIME

Tom Brady reached 30 touchdown passes in 2010 after finishing with an NFL-leading 36 touchdowns. Brady now has two 30-touchdown seasons after an NFL record 50 in 2007. He is one of just 13 NFL players since the 1970 merger to have at least two 30 touchdown seasons. The only other Patriots quarterback to have a 30-touchdown season was Vito Parilli in 1964 with 31. It is the third time in Patriots history that they have had a quarterback lead the NFL in touchdowns.

## BRADY HAS 8<sup>TH</sup> GAME WITH 300 YDS AND 4 TDS

Tom Brady had his 8<sup>th</sup> game with 300 yards (326) and 4 TDs (and no interceptions) in the win against the Jets (12/6/10). That is the most such games by a quarterback since the 1970 merger.



## TOM BRADY'S RECORD AS A STARTER

	Reg. Season	Playoffs	Total
<b>Overall:</b>	<b>111-32</b>	<b>14-5</b>	<b>125-37</b>
Home:	62-10	8-2	70-12
Road:	49-22	6-3*	55-25*

### By Yardage Total

Less than 200:	29-12	3-1	32-13
200-299:	52-16	9-3	61-19
300 or more:	30-4	2-1	32-5

### Other Records

On Artificial Turf:	57-5	4-3	61-8
Temp. Below 40:	26-3	8-2	34-5
Thanksgiving or later:	43-9	14-5	57-14
Leading at Halftime:	85-8	10-2	95-10
Leading after 3 Qtrs:	91-5	9-2	100-7
Overtime:	7-1	1-0	8-1
Passer rating >100.0:	61-3	6-0	67-3

\*Includes three Super Bowls at neutral sites

## BRADY FINISHES WITH NFL'S 5<sup>TH</sup> BEST SINGLE-SEASON PASSER RATING

Tom Brady finished the year with a passer rating of 111.0, a mark that stands as the fifth best all-time. Brady's 2010 season trails only Peyton Manning's 2004 season, Brady's 2007 season, Steve Young's 1994 season and Joe Montana's 1989 season on the all-time passer rating list. Brady is the only player to have two entries in the league's list of the top five single-season passer ratings.

### TOP SINGLE-SEASON PASSER RATINGS / NFL HISTORY

Player	Season	Passer Rtg.
Peyton Manning	2004	121.1
<b>Tom Brady</b>	<b>2007</b>	<b>117.2</b>
Steve Young	1994	112.8
Joe Montana	1989	112.4
<b>Tom Brady</b>	<b>2010</b>	<b>111.0</b>

## BRADY WINS 28th STRAIGHT START AT GILLETTE

Tom Brady set an NFL record for most consecutive home wins as a starting quarterback with his 26<sup>th</sup> straight win in a regular-season home start following the 45-3 win against the Jets (12/6). The last time the Patriots lost a regular-season home game in which Brady started was on Nov. 12, 2006 against the New York Jets.

### MOST CONSECUTIVE REGULAR-SEASON HOME GAMES WON AS A STARTING QUARTERBACK:

Player	Team	Years	Streak
<b>Tom Brady</b>	<b>NE</b>	<b>2006-Present</b>	<b>28</b>
Brett Favre	GB	1995-98	25
John Elway	DEN	1996-98	22
Bob Griese	MIA	1971-74	20
Randall Cunningham	PHI	1990-94	20

## MOST CAREER TOUCHDOWNS

### MOST TOUCHDOWNS CAREER

(regular season only) Bold indicates active players

Rank	Name	Touchdowns
1.	Brett Favre	508
2.	Dan Marino	420
<b>3.</b>	<b>Peyton Manning</b>	<b>399</b>
4.	Fran Tarkenton	342
5.	John Elway	300
6.	Warren Moon	291
7.	Johnny Unitas	290
8.	Vinny Testaverde	275
9.	Joe Montana	273
<b>10.t</b>	<b>Tom Brady</b>	<b>261</b>
10.t.	Dave Krieg	261
12.	Sonny Jurgensen	255
13.	Dan Fouts	254

## BRADY HAS SECOND PERFECT PASSER RATING

Brady finished with a perfect rating after going 21-of-27 for 341 yards with four touchdowns and no interceptions for a 158.3 rating at Detroit on Nov. 25. It is the second time in his career that he has finished with a perfect rating. He also had a perfect rating on Oct. 21, 2007 at Miami. He is the third player ever to have more than one game with a perfect rating (minimum of 20 attempts), joining Peyton Manning (3) and Kurt Warner (3).



# TOM BRADY NEWS & NOTES

## BRADY REACHES 25 TDS FOR SIXTH TIME

Tom Brady finished the 2010 season with an NFL-leading 36 touchdowns. It is the sixth time in his career that he has had 25 or more touchdowns in a season.

## MOST SEASONS WITH 25-PLUS TOUCHDOWN PASSES

Peyton Manning	13	<b>Tom Brady</b>	<b>6</b>
Brett Favre	11	Drew Brees	6
Dan Marino	7	Joe Montana	6

## BRADY 3<sup>rd</sup> FASTEST TO 250 TOUCHDOWNS

Tom Brady reached 250 touchdowns in just 141 games to tie Brett Favre for the third fastest in NFL history. Brady became just one of 14 NFL players to reach 250 touchdowns on a 4-yard touchdown pass to WR Brandon Tate vs. NY Jets on Dec. 6, 2010.

## NFL RECORD BOOK / FASTEST TO 250 TOUCHDOWN PASSES

Games	Player	Team(s)
128	Dan Marino	Miami
132	Peyton Manning	Indianapolis
<b>141</b>	<b>Tom Brady</b>	<b>New England</b>
141	Brett Favre	Atlanta/Green Bay

## BRADY'S COMEBACKS

Brady has engineered 31 career game-winning performances to lead his team to a victory from a fourth-quarter deficit or tie.

### Time Remaining/Passing Statistics^

Date	Opp.	Score	in Reg.	Att	Cmp	Yds	TD	Int	Final
12/19/10	GB	21-27	13:49	6	5	82	1	0	31-27
10/17/10	BAL	10-20	14:53	24	16	156	1	1	23-20 OT
09/14/09	BUF	13-24	5:32	13	11	112	2	0	25-24
12/29/07	at NYG	23-28	15:00	12	8	130	1	0	38-35
12/03/07	at BAL	17-24	14:25	17	7	113	1	0	27-24
11/25/07	PHI	24-28	15:00	16	11	109	0	0	31-28
11/04/07	at IND	10-20	9:42	10	8	144	2	0	24-20
01/14/07	at SD*	13-21	8:35	14	9	122	1	1	24-21
12/03/06	DET	13-21	13:07	15	14	101	0	0	28-21
11/26/06	CHI	10-10	14:46	7	6	98	1	0	17-13
11/13/05	at MIA	15-16	2:53	2	2	76	1	0	23-16
10/30/05	BUF	7-16	10:07	4	4	69	0	0	21-16
10/09/05	at ATL	28-28	3:52	2	2	17	0	0	31-28
09/25/05	at PIT	10-13	14:19	12	12	167	0	0	23-20
02/06/05	PHI**	14-14	15:00	4	2	33	0	0	24-21
10/03/04	at BUF	17-17	15:00	4	2	8	1	0	31-17
02/01/04	CAR**	29-29	1:08	5	4	47	0	0	32-29
01/10/04	TEN*	14-14	15:00	11	6	27	0	0	17-14
11/30/03	at IND	31-31	10:21	6	3	31	1	0	38-34
11/23/03	at HST	13-20	3:11	14	10	133	1	0	(ot) 23-20
11/03/03	at DEN	23-26	2:51	4	5	58	1	0	30-26
10/19/03	at MIA	13-13	15:00	10	7	147	1	0	(ot) 19-13
10/05/03	TEN	24-27	4:40	1	1	15	0	0	38-30
12/29/02	MIA	13-24	4:59	13	8	69	1	0	(ot) 27-24
11/10/02	at CHI	19-30	5:16	14	9	116	2	0	33-30
09/22/02	KC	38-38	0:00	5	4	46	0	0	(ot) 41-38
02/03/02	STL**	17-17	1:21	8	5	53	0	0	20-17
01/19/02	OAK*	3-13	15:00	27	20	138	0	0	(ot) 16-13
12/16/01	at BUF	6-9	5:57	13	9	116	0	0	(ot) 12-9
12/02/01	at NYJ	14-16	15:00	7	6	56	0	0	17-16
10/14/01	SD	16-26	8:48	18	13	130	1	0	(ot) 29-26

^--Statistics are from the time noted until the end of the game. \* Divisional Playoffs \*\* Super Bowl

## WINNINGEST COACH/QB TANDEM

Bill Belichick and Tom Brady have the best winning percentage among a head coach/starting quarterback tandem since the 1970 merger. The tandem's 111 wins are second only to Dan Marino and Don Shula's 116 wins.

## WINNINGEST COACH/QB TANDEM SINCE 1970

(Regular Season Only -- by winning percentage)

Quarterback/Head Coach	Team	W	L	T	Pct.
<b>Tom Brady/Bill Belichick</b>	<b>NE</b>	<b>111</b>	<b>32</b>	<b>0</b>	<b>.776</b>
Ken Stabler/John Madden	OAK	60	19	1	.756
Jim McMahon/Mike Ditka	CHI	46	15	0	.754
Peyton Manning/Tony Dungy	IND	73	24	0	.753

## WINNINGEST COACH/QB TANDEM SINCE 1970

(Regular Season Only -- by victories)

Quarterback/Head Coach	Team	W	L	T	Pct.
Dan Marino/Don Shula	MIA	116	68	0	.630
<b>Tom Brady/Bill Belichick</b>	<b>NE</b>	<b>111</b>	<b>32</b>	<b>0</b>	<b>.776</b>
Terry Bradshaw/Chuck Noll	PIT	107	51	0	.601

## BRADY IN THE POSTSEASON

### NFL ALL-TIME LEADERS / PLAYOFF VICTORIES AS STARTING QUARTERBACK

(Bold indicates active players)

Player	Team(s)	Playoff Wins
Joe Montana	San Fran./K.C.	16
<b>Tom Brady</b>	<b>New England</b>	<b>14</b>
Terry Bradshaw	Pittsburgh	14
John Elway	Denver	14
Brett Favre	Green Bay/Minnesota	12
Troy Aikman	Dallas	11
Roger Staubach	Dallas	11

### QUARTERBACKS WITH THREE OR MORE SUPER BOWL VICTORIES

Quarterback	Team	Wins
Terry Bradshaw	PIT	4
Joe Montana	SF	4
Troy Aikman	DAL	3
<b>Tom Brady</b>	<b>NE</b>	<b>3</b>

### PLAYERS WITH MULTIPLE SUPER BOWL MVP AWARDS

Player	Team	MVPs
Joe Montana	SF	3
Terry Bradshaw	PIT	2
<b>Tom Brady</b>	<b>NE</b>	<b>2</b>
Bart Starr	GB	2

## BRADY NEAR THE TOP SINCE BECOMING THE PATRIOTS STARTER IN 2001

Since taking over as the Patriots starting quarterback in 2001, Tom Brady ranks second with 261 touchdown passes and fourth with 34,738 passing yards.

### Touchdowns Since 2001

Player	Team	Years	TDs
Peyton Manning	IND	2001-10	314
<b>Tom Brady</b>	<b>NE</b>	<b>2001-10</b>	<b>261</b>
Brett Favre	GB/NYJ/MIN	2001-10	253
Drew Brees	SD/NO	2001-10	235
Donovan McNabb	PHI/WAS	2001-10	201

### Passing Yards Since 2001

Player	Team	Years	Passing Yards
Peyton Manning	IND	2001-10	42,541
Brett Favre	GB/NYJ/MIN	2001-10	37,132
Drew Brees	SD/NO	2001-10	35,266
<b>Tom Brady</b>	<b>NE</b>	<b>2001-10</b>	<b>34,738</b>
Donovan McNabb	PHI/WAS	2001-10	31,937

## TOM BRADY EARNS 17TH AFC OFFENSIVE PLAYER OF THE WEEK AWARD

Tom Brady was named the AFC Offensive Player of the Week in back-to-back weeks for his performance in the wins at Detroit (11/25) and vs. NY Jets (12/6). Brady has now received the honor 17 times, the third-most Player of the Week awards earned by a player since the accolade was instituted in 1984.

### THE PLAYERS WITH THE MOST CAREER PLAYER OF THE WEEK AWARDS

Player	Career	Team	POW Awards
Peyton Manning	1998-present	Colts	20
Dan Marino	1983-1999	Dolphins	18
<b>Tom Brady</b>	<b>2000-present</b>	<b>Patriots</b>	<b>17</b>
Brett Favre	1991-present	Packers, Jets, Vikings	16
John Elway	1983-1998	Broncos	15

## BRADY SETS NFL RECORD FOR MOST PASS ATTEMPTS WITHOUT AN INTERCEPTION

Tom Brady extended his streak to 335 consecutive pass attempts without an interception to set an NFL record. Brady eclipsed Bernie Kosar's record of 308 pass attempts on Dec. 26, 2010 at Buffalo.

### MOST CONSECUTIVE PASS ATTEMPTS WITHOUT AN INTERCEPTION

335	Tom Brady (Patriots)	2010
308	Bernie Kosar (Cleveland)	1990-91
294	Bart Starr (Green Bay)	1964-65
279	Jeff George (IND/ATL)	1993-94
277	Rich Gannon (Oakland)	2001
271	Jason Campbell (Washington)	2007-08





# TOM BRADY NEWS & NOTES

## BRADY GOES 11 STRAIGHT STARTS WITHOUT AN INTERCEPTION

Brady finished the 2010 season with 11 straight starts without an interception. That is the most consecutive starts without an interception in the NFL since the 1970 merger. The previous best was nine straight starts by Jason Campbell (2007-08) and Bernie Kosar (1991).

## BRADY IS PATRIOTS ALL-TIME LEADING PASSER

Tom Brady passed Drew Bledsoe in 2009 to become the Patriots all-time passing yardage leader and currently has 34,744 career passing yards.

### PATRIOTS ALL-TIME LEADING PASSERS

Player	YEARS	ATT	COMP	YARDS
<b>Tom Brady</b>	<b>2000-10</b>	<b>4,710</b>	<b>2,996</b>	<b>34,744</b>
Drew Bledsoe	1993-01	4,518	2,544	29,657
Steve Grogan	1975-90	3,593	1,879	26,886

## BRADY SETS NFL RECORD WITH AT LEAST TWO TOUCHDOWNS AND NO INTERCEPTIONS IN NINE STRAIGHT GAMES

Quarterback Tom Brady set an NFL record by throwing at least two touchdowns without an interception in each of the final nine games of the 2010 season. Brady passed Don Meredith's previous record of six straight games with two or more touchdowns and no interceptions (1965-66).

## BRADY HAD AT LEAST ONE TOUCHDOWN PASS IN ALL 16 GAMES IN 2010

Brady had at least one touchdown pass in all 16 games of the 2010 season. Since the NFL went to a 16-game season in 1978, only six quarterbacks have thrown for at least one touchdown in each game.

### QBS WITH A LEAST ONE TD PASS IN ALL 16 GAMES IN A SEASON

<b>Tom Brady (New England)</b>	<b>2010</b>
Daunte Culpepper (Minnesota)	2004
Brett Favre (Green Bay)	2003
Kurt Warner (St. Louis)	1999
Dan Marino (Miami)	1986
Dave Krieg (Seattle)	1984
Dan Marino (Miami)	1984

16-game schedule was instituted in 1978

## BRADY HAD 12 GAMES WITH TWO OR MORE TOUCHDOWN PASSES IN 2010

Brady closed out the 2010 season with nine straight games with two or more touchdowns. Brady had 12 games with two or more touchdowns overall in 2010. He had four 3-touchdown games and two 4-touchdown games. The Patriots are 70-12 when he throws two or more touchdowns in a game. The 12 games with two or more touchdowns are second to the 14 games with two or more touchdowns he had in 2007.

## BRADY LED NFL WITH 36 TDS in 2010

Tom Brady finished with an NFL-leading 36 touchdown passes and a 9.0 TD/INT ratio. He was one of just five quarterbacks in 2010 with at least 30 touchdowns.

### NFL Passing Touchdowns

Rank	Player	Passing TD	INT
<b>1</b>	<b>Tom Brady (NE)</b>	<b>36</b>	<b>4</b>
2	Drew Brees (NO)	33	22
3	Peyton Manning (IND)	33	17
4t	Eli Manning (NYG)	31	25
4t	Philip Rivers (SD)	30	13

### TOP QB HOME STARTING RECORDS SINCE 1970 MERGER (includes postseason)

Player	Team(s)	W	L	T	Pct.
<b>Tom Brady</b>	<b>NE</b>	<b>70</b>	<b>12</b>	<b>0</b>	<b>.854</b>
Terry Bradshaw	PIT	75	14	0	.843
John Elway	DEN	104	25	0	.806
Steve Young	TB/SF	63	19	0	.768

## BRADY IS TOP VOTE GETTER IN FAN VOTING

New England Patriots QB Tom Brady received 1,877,079 votes to lead all NFL All-Stars in fan balloting for the 2011 Pro Bowl and earned his sixth Pro Bowl honors.

## BRADY MOVES UP ALL-TIME PASSING YARDS LIST

Brady closed out the 2010 regular-season with 3,900 passing yards to move into 19<sup>th</sup> place on the all-time passing yards list with 34,744 passing yards.

## BRADY HAD LOW INTERCEPTION PCT. IN 2010

Tom Brady threw just four interceptions on 492 attempts in 2010, for a 0.81 interception percentage. That mark is the third best in NFL history and the best among all quarterbacks in league history who had at least 250 pass attempts in their low-interception season.

### NFL Interception Percentage

Rank	Player	Int. Pct.
1	Damon Huard (KC) 2006 (244-1)	0.41
2	Joe Ferguson (BUF) 1976 (151-1)	0.66
<b>3.</b>	<b>Tom Brady (NE) 2010 (492-4)</b>	<b>0.81</b>
4.	Steve DeBerg (KC) 1990 (444-4)	0.90

## BRADY HAD BEST PASSER RATING IN 2010

Brady led the NFL in 2010 with a 111.0 passer rating, the second time in his career that he has finished the season with a passer rating over 100. He had a career-best 117.2 passer rating in 2007.

### NFL Passer Rating

Rank	Player	Passer Rating
<b>1</b>	<b>Tom Brady (NE)</b>	<b>111.0</b>
2	Philip Rivers (SD)	101.8
3	Aaron Rodgers (GB)	101.2
4	Michael Vick (PHI)	100.2

## BRADY HAD BEST TOUCHDOWN/INTERCEPTION RATIO IN 2010

Brady threw 36 touchdowns to just four interceptions in 2010 for an NFL-leading 9.00 touchdown/interception ratio, the second best ratio in NFL history. The NFL record is 11.00 by Damon Huard of Kansas City in 2006. Brady's 2007 season of 50 touchdowns to 8 interceptions for a 6.25 ratio is third in NFL history.

### NFL Touchdown/Interception Ratio

Rank	Player	TD/INT Ratio
<b>1</b>	<b>Tom Brady (NE)</b>	<b>9.00</b>
2	Josh Freeman (TB)	4.17
3	Matt Cassel (KC)	3.86
4	Michael Vick (PHI)	3.50
5	Ben Roethlisberger (PIT)	3.40

## BRADY HAD BEST NFL TOUCHDOWN PERCENTAGE IN 2010

Brady led the NFL in touchdown percentage in 2010, throwing a touchdown once for every 7.3 attempts.

### NFL Touchdown Percentage

Rank	Player	TD Pct.
<b>1</b>	<b>Tom Brady (NE)</b>	<b>7.3</b>
2	David Garrard (PHI)	6.3
3	Matt Cassel (KC)	6.0
4	Aaron Rodgers (GB)	5.9
5	Eli Manning (NYG)	5.8

## BRADY HIGH COMPLETION PERCENTAGE IN 2010

Brady finished the season ranked fourth in the NFL with a 65.9 completion percentage. The 65.9 completion rating is second to the career-high 68.9 completion percentage he had in 2007.

### NFL Completion Percentage

Rank	Player	Comp. %
1.	Drew Brees (NO)	68.1
2.	Peyton Manning (IND)	66.3
3.	Philip Rivers (SD)	66.0
<b>4</b>	<b>Tom Brady (NE)</b>	<b>65.9</b>
5.	Jon Kitna (DAL)	65.7
6.	Aaron Rodgers (GB)	65.7
7.	David Garrard (JAC)	64.5



# PATRIOTS 2010 OFFENSIVE/SPECIAL TEAMS

## DEION BRANCH RETURNED TO THE PATRIOTS

Deion Branch was acquired by the Patriots in a trade with Seattle on Oct. 12, 2010. Originally a second-round pick of the Patriots in 2002, Branch was traded to Seattle in 2006 for a first round pick (Brandon Meriweather). Branch returned to a team that he helped win two Super Bowls. Branch was awarded the Pete Rozelle Trophy as the Most Valuable Player of Super Bowl XXXIX. His 11 receptions in the game tied the Super Bowl record, also achieved by Jerry Rice, Dan Ross and Wes Welker. On the day of Super Bowl XXXIX, Deion called a dozen of his former football coaches to thank them for the support that they gave him throughout his high school, junior college and college careers. Hours after talking to his coaches, he tied the Super Bowl record with 11 receptions and was named MVP of the game. Branch has turned in his biggest performances on the greatest stage in sports, leading all receivers in Super Bowls XXXVIII and XXXIX. He recorded a combined 21 receptions in the two games and owns two of the top seven receiving performances in Super Bowl history. His career reception total in the Super Bowl ranks third all-time, trailing only Jerry Rice (33) and Andre Reed (27).

## DEION BRANCH HAS CAREER LONG

The 79-yard touchdown pass from Tom Brady to Deion Branch at Detroit (11/25/10) is the longest reception of Branch's career. His previous best was a 66-yard touchdown pass from Brady at Denver on Nov. 3, 2003.

## ADDITIONAL 2010 BRANCH NOTES

- Finished the season with a career-high six touchdowns (five with New England, one with Seattle).
- Finished with 61 receptions for 818 yards (13.4 average). The 818 yards were second to the 998 yards he had in 2005 with the Patriots, while the 61 receptions were second to the 78 he had in 2005 with the Patriots.
- Moved into a tie for 10th place with Tony Collins on the Patriots all-time reception list with 261 (2002-05, 2010).

## DAN CONNOLLY HAS THE LONGEST KICKOFF RETURN EVER BY AN OFFENSIVE LINEMAN

Dan Connolly was named AFC Special Teams Player of the Week after he returned a kickoff 71 yards to the 4-yard line in the second quarter of the Patriots win vs. Green Bay on Dec. 19, 2010. According to the Elias Sports Bureau, it is the longest kickoff return by an offensive lineman in NFL history. The run by Connolly topped the 48-yard touchdown return by Atlanta's Mal Snider in 1969. The previous longest kickoff return for a Patriots offensive lineman was a 27-yard return by G Stephen Neal on Nov. 30, 2008 vs. Pittsburgh. Connolly's previous best was a 16-yard return vs. Miami on Nov. 8, 2009. Connolly's return set up a 2-yard touchdown pass from Tom Brady to Aaron Hernandez that cut the Packers' lead to 17-14. Joked T Matt Light, "Dan Connolly has the best average for a kickoff returner in the NFL. I couldn't believe it when I was watching it. But you put the ball in the hands of an offensive lineman, and, well, naturally [what Connolly did] is not a real shocker."

## JULIAN EDELMAN SETS FRANCHISE RECORD WITH A 94-YARD PUNT RETURN FOR A TOUCHDOWN

WR Julian Edelman set a franchise record with a 94-yard punt return for a touchdown in the second quarter vs. Miami (01/02/11). The Patriots' previous longest punt return was an 89-yard touchdown return by Mike Haynes vs. Buffalo on Nov. 7, 1976. It is the first punt return for a touchdown by the Patriots since Troy Brown had a 68-yard return at Carolina on Jan. 6, 2002.

## EDELMAN SETS PATRIOTS RECORD FOR BEST PUNT RETURN AVERAGE IN A SEASON

Edelman set a franchise record for the best punt return average in a single season with a 15.3-yard punt return average in 2010. The previous best was a 14.8 punt return average by Mack Herron in 1974. Edelman led the AFC and finished second in the NFL with a 15.3 punt return average. Chicago's Devin Hester led the NFL with a 17.1-yard average.

### Patriots Best Punt Return Average/Season

Player	Punt Rt Avg.	Year
<b>Julian Edelman</b>	<b>15.3</b>	<b>2010</b>
Mack Herron	14.8	1974
Troy Brown	14.2	2001

## EDELMAN HAS HIGHEST PUNT RETURN AVERAGE IN TEAM HISTORY

Edelman has returned 27 punts for 384 yards during his Patriots' career and leads the franchise with a 14.2-yard average.

### HIGHEST PUNT RETURN AVERAGE, PATRIOTS CAREER (20 Returns)

Player	Punt Rt Avg.	Year
<b>Julian Edelman</b>	<b>14.2</b>	<b>2009-10 (27-384)</b>
Mack Herron	12.0	1973-75 (74-888)
Carl Garrett	11.3	1969-72 (43-487)
Wes Welker	10.8	2007-10 (81-860)

## EDELMAN GOES FROM STANDOUT QB TO WR

Edelman began his college football career with a year at the College of San Mateo (Calif.) before transferring to Kent State where as a senior he completed 56% of his passes (153 of 275 passes for 1,820 yards) with 13 touchdowns. He was also the leading rusher, gaining 1,551 yards on 215 attempts (an average of 7.5 yards per carry) and scoring 13 touchdowns. His offensive numbers broke Kent State's single-season record for total offense set by Joshua Cribbs in 2003.

## KEVIN FAULK IS HIGH ON THE CHARTS

Kevin Faulk has filled various roles since joining the team in 1999. He is the Patriots all-time leader in all-purpose yards with 12,247 and kickoff return yards (4,098) and is the Patriots' all-time leading return specialist, totaling 5,30 combined yards. He ranks fifth in rushing (3,550), fifth in receptions (424), tenth in pass receiving yards (3,667) and 21<sup>st</sup> in scoring (200). Faulk owns the longest non-touchdown kickoff return in team history when he covered 95 yards on a return against the New York Jets (11/15/99).



### PATRIOTS LEADERS / ALL-PURPOSE YARDS ALL-TIME

Player	Years	ALL-PURPOSE YARDS
<b>Kevin Faulk</b>	<b>2001-11</b>	<b>12,247</b>
Stanley Morgan	1977-89	11,468
Troy Brown	2001-07	11,053
Irving Fryar	1984-92	8,184

He is one of just six NFL players this past decade to total 3,000 rushing yards and 3,000 receiving yards. (Tiki Barber, Brian Westbrook, Marshall Faulk, Michael Pittman and LaDarian Tomlinson).

## FAULK IS THIRD ON ALL-TIME YARDS FROM SCRIMMAGE

Faulk is third on the Patriots all-time list with 7,217 yards from scrimmage.

### PATRIOTS LEADERS / YDS FROM SCRIMMAGE ALL-TIME

Player	Years	Rush-Yd	Rec.-Yd	Yd/Scrim.
Stanley Morgan	1977-1989	21-127	534-10352	10479
Sam Cunningham	1973-1982	1385-5453	210-1905	7358
<b>Kevin Faulk</b>	<b>2001-10</b>	<b>847-3550</b>	<b>424-3667</b>	<b>7217</b>
Tony Collins	1981-1987	1191-4647	261-2356	7003

Faulk has more total yards from scrimmage than any other Patriots player since 2001. Faulk has totaled 5,820 yards from scrimmage (2,731 rushing and 3,089 receiving).



# PATRIOTS 2010 OFFENSIVE/SPECIAL TEAMS

## FAULK: FRANCHISE RB RECEPTIONS LEADER

Faulk is the Patriots' all-time leader in receptions by a running back, totaling 424 career receptions. His receiving total ranks fourth on the Patriots' overall receptions list. He is the 26<sup>th</sup> running back in NFL history to reach 400 receptions.

### RECEPTIONS BY PATRIOTS RUNNING BACKS

Player	Years	Rec.
<b>Kevin Faulk</b>	<b>1999-2010</b>	<b>424</b>
Tony Collins	1981-87	261
Sam Cunningham	1973-79, 1981-82	210
Larry Garron	1960-68	185

### ACTIVE NFL RB RECEIVING LEADERS

Rk	Player	Years	Rec.Yards.
1	LaDarian Tomlinson (SD/NYJ)	2001-2010	4,323
2	Brian Westbrook (PHI/SF)	2002-2010	3,940
<b>3</b>	<b>Kevin Faulk (New England)</b>	<b>1999-2010</b>	<b>3,667</b>

## GREEN-ELLIS GOES OVER 1,000 YARDS

RB BenJarvus Green-Ellis finished the 2010 season with 1,008 rushing yards, becoming the first Patriots player to top the 1,000-yard rushing mark since Corey Dillon had a team-record 1,635 rushing yards in 2004. Green-Ellis is the 11th New England player to record a 1,000-yard rushing season. Green-Ellis recorded his 1,000-yard season without fumbling the ball all year, joining Baltimore's Ray Rice as the only NFL backs with at least 175 rushing attempts and no fumbles this season. Green-Ellis and Rice are the first running backs to have a 1,000-yard season without a fumble since DeAngelo Williams had a 1,000-yard season without a fumble in 2008.

### PATRIOTS WITH 1,000 YARDS RUSHING IN A SEASON

Player	Yards	Year
<b>BenJarvus Green-Ellis</b>	<b>1,008</b>	<b>2010</b>
Corey Dillon	1,635	2004
Antowain Smith	1,157	2001
Robert Edwards	1,115	1998
Curtis Martin	1,160	1997
Curtis Martin	1,152	1996
Curtis Martin	1,487	1995
Leonard Russell	1,088	1993
John Stephens	1,168	1988
Craig James	1,227	1985
Tony Collins	1,049	1983
Sam Cunningham	1,015	1977
Jim Nance	1,216	1967
Jim Nance	1,458	1966

## BENJARVUS GREEN-ELLIS HAD 13 RUSHING TOUCHDOWNS

BenJarvus Green-Ellis scored his 13th rushing touchdown of the season on a 1-yard touchdown run in the first quarter of the 2010 season-finale vs. Miami (1/02). Green-Ellis' 13 rushing touchdowns are tied for the third highest rushing touchdown total by a Patriots player, trailing only two 14-touchdown seasons by Curtis Martin (1995 and 1996). Corey Dillon also had a 13-touchdown season in 2006. Green-Ellis is the first undrafted rookie to score 10 or more rushing touchdowns in a season for the Patriots. He is the eighth player in team history to record double digit rushing touchdowns in a season.

### Patriots with 10+ Rushing Touchdowns in a Season

Player	Touchdowns	Year
Curtis Martin	14	1996
Curtis Martin	14	1995
<b>BenJarvus Green-Ellis</b>	<b>13</b>	<b>2010</b>
Corey Dillon	13	2006
Corey Dillon	12	2005
Corey Dillon	12	2004
Antowain Smith	12	2001
Steve Grogan	12	1976
Horace Ivory	11	1978
Jim Nance	11	1966
Tony Collins	10	1983

## GREEN-ELLIS' 13 TOUCHDOWNS TIE FOR SECOND IN 2010

Green-Ellis' 13 rushing touchdowns in 2010 tied with Rashard Mendenhall from Pittsburgh for second in the NFL to Houston's Arian Foster, who finished with 16 rushing touchdowns.

## GREEN-ELLIS' 13 TOUCHDOWNS TIED FOR FOURTH-BEST IN TEAM HISTORY

Green-Ellis' 13 touchdowns overall are tied for the fourth most overall in team history. He led the team with 78 points and is the first non-kicker to lead the Patriots in points since RB Robert Perryman in 1988 with 36.

### MOST OVERALL TOUCHDOWNS IN A SEASON / PATRIOTS HISTORY

Player	Touchdowns	Year
Randy Moss (23 receiving)	23	2007
Curtis Martin (14 rushing, 3 receiving)	17	1996
Curtis Martin (14 rushing, 1 receiving)	15	1995
<b>BenJarvus Green-Ellis (13 rushing)</b>	<b>13</b>	<b>2010</b>
Randy Moss (13 receiving)	13	2009
Corey Dillon (13 rushing)	13	2006
Corey Dillon (12 rushing, 1 receiving)	13	2005
Corey Dillon (12 rushing, 1 receiving)	13	2004
Steve Grogan (12 rushing, 1 fumble)	13	1976
Stanley Morgan (12 receiving, 1 return)	13	1979
Antowain Smith (12 rushing, 1 rec.)	13	2001

## PATRIOTS HAD TWO PLAYERS FINISH WITH 10 OR MORE TOUCHDOWNS IN 2010

RB BenJarvus Green-Ellis rushed for 13 touchdowns, while TE Rob Gronkowski had 10 receiving touchdowns in 2010. It is the third time in team history that the Patriots had two players finish with 10 or more touchdowns in a season. In 1974, Mack Herron had 12 touchdowns (7 rushing, 5 receiving) and Sam Cunningham had 11 (9 rushing, 2 receiving). In 1976, Steve Grogan had 12 touchdowns (12 rushing) and Andy Johnson had 10 touchdowns (6 rushing, 4 receiving). It is the first time that the Patriots finished a season with a player with 10 rushing touchdowns and 10 receiving touchdowns.

## CLASS OF 2000

Tom Brady was the seventh quarterback selected in the 2000 NFL Draft, by the Patriots in the sixth round with the 199<sup>th</sup> overall pick.

### Quarterbacks taken in the 2000 NFL Draft

Rd	Pk	Player	Taken By
1	18	Chad Pennington	NY Jets
3	65	Giovanni Carmazzi	San Francisco
5	163	Tee Martin	Pittsburgh
6	168	Marc Bulger	New Orleans
6	183	Spergon Wynn	Cleveland
<b>6</b>	<b>199</b>	<b>Tom Brady</b>	<b>New England</b>

## BENJARVUS GREEN-ELLIS – THE LAW FIRM

BenJarvus Green-Ellis earned the nickname the Law Firm from his Patriots teammates because of his multi-part name. He was signed by the Patriots as an undrafted free agent in 2008 out of the University of Mississippi. As a rookie, he recorded touchdowns in four straight games after being called up from the practice squad in October. His knack for finding the end zone has continued this season as he reached the end zone a career-high 13 times, including his first 2-touchdown performance vs. Minnesota (10/31). Green-Ellis also had a 112-yard rushing performance against the Vikings with 62 yards on the Patriots' final fourth quarter touchdown drive that extended a 3-point lead to a 10-point cushion in a 28-18 victory.

## ROOKIE TIGHT ENDS MADE AN IMPACT IN 2010

Rob Gronkowski finished first among all rookie tight ends with 10 touchdown catches, while Aaron Hernandez ranked second with six. Gronkowski and Hernandez are the first pair of rookie tight end teammates with at least five TD receptions in the same season in NFL history.





# PATRIOTS 2010 OFFENSIVE/SPECIAL TEAMS

## GRONKOWSKI SCORES ON HIS FIRST CATCH

Rookie TE Rob Gronkowski scored on a 1-yard touchdown pass from Tom Brady in the fourth quarter vs. Cincinnati (9/16). It was his first NFL reception. Gronkowski is the first Patriots rookie to score a touchdown on opening day since WR Deion Branch in 2002.

## GRONKOWSKI SETS PATS ROOKIE TE MARK

Gronkowski finished 2010 with 10 touchdowns to establish a record for most touchdown catches by a rookie tight end in Patriots history, besting Russ Francis (4 in 1975) and Don Hasselbeck (4 in 1977). Gronkowski became the first Patriots rookie to ever record three touchdowns in a game with a three-TD game at Pittsburgh (11/14).



Gronkowski set a Patriots rookie record for receiving touchdowns in a season, moving past WR Jim Colclough and WR Randy Vataha, who each had nine. Gronkowski ranks second in NFL history for touchdowns by a rookie tight end overall. Only Mike Ditka (12) had more touchdowns as a rookie tight end. Gronkowski's 10 touchdowns are the highest single-season total by a Patriots tight end in franchise history. Gronkowski is only the fourth Patriots player to record 10 or more touchdown receptions in a season, joining Randy Moss (3 times), Stanley Morgan (2) and Jim Colclough (1).

### MOST TOUCHDOWNS BY A PATRIOTS ROOKIE TIGHT END

PLAYER	TD RECEPTIONS	YEAR
<b>Rob Gronkowski</b>	<b>10</b>	<b>2010</b>
<b>Aaron Hernandez</b>	<b>6</b>	<b>2010</b>
Don Hasselbeck	4	1977
Russ Francis	4	1975

### MOST TOUCHDOWNS BY AN NFL ROOKIE TIGHT END

PLAYER	TD RECEPTIONS	YEAR
Mike Ditka (Chicago)	12	1961
<b>Rob Gronkowski</b>	<b>10</b>	<b>2010</b>
Junior Miller (Atlanta)	9	1980
John Mackey (Baltimore)	7	1963
Raymond Chester (Oakland)	7	1970
Eric Green (Pittsburgh)	7	1990

### MOST TOUCHDOWNS BY A PATRIOTS TIGHT END- SEASON

PLAYER	TD RECEPTIONS	YEAR
<b>Rob Gronkowski</b>	<b>10</b>	<b>2010</b>
Ben Coates	9	1996

### MOST TOUCHDOWNS BY A TIGHT END IN 2010

Rank	Player	TDs
<b>1t.</b>	<b>Rob Gronkowski (NE)</b>	<b>10</b>
1t.	Antonio Gates (SD)	10
1t.	Marcedes Lewis (JAC)	10
4	Jason Witten (Dal)	9
5	Vernon Davis (SF)	7
<b>6t.</b>	<b>Aaron Hernandez (NE)</b>	<b>6</b>
6t.	Tony Gonzalez (NE)	6

## ADDITIONAL 2010 GRONKOWSKI NOTES

- Had three touchdowns at Pittsburgh (11/14), becoming the first rookie in franchise history to register a three-touchdown game.
- Posted his second multiple-touchdown game of his career with two touchdowns at Buffalo (12/26).
- Registered his first 100-yard receiving game, totaling a career-high 102 yards on six receptions vs. Miami (1/2), including a career-long 28-yard reception.

## ALL IN THE FAMILY: TE ROB GRONKOWSKI

Rob Gronkowski grew up playing football against his brothers in the backyard. Now, he has a chance to play against them in the NFL. Dan Gronkowski, the oldest of the bunch, is currently in his third season as a TE for the Denver Broncos, while Chris is currently in his second with the Dallas Cowboys as a fullback. The Gronkowskis are among 23 different sets of brothers currently in the NFL, yet they are the only family that can claim to have three siblings in the league. According to the Pro Football Hall of Fame, the Gronkowski brothers join nine other families to have at least three brothers playing at the same time.

## ALL IN THE FAMILY (continued)

Family	Brothers	Yr. in NFL at Same Time
<b>Gronkowski</b>	<b>Rob, Dan, Chris</b>	<b>2010</b>
Baldinger	Brian, Gary, Rich	1986-88, 90-92
Browner	Joey, Keith, Ross	1984-87
Olsen	Merlin, Phil, Orrin	1976
Saul	Rich, Bill, Ron	1970
Richardson	Gloster, Tom, Willie	1969
Rooney	Bill, Cobb, Joe	1924-27
Kinderdine	Hobby, Shine, Walt	1924
Nesser	Al, Frank, Fred, John, Phil, Ted	1921

## AARON HERNANDEZ STARTS BIG

Hernandez's first NFL reception was a 45-yard catch in the first quarter of the season-opener vs. Cincinnati (9/12). It is the longest reception by a Patriots rookie on his first catch since WR Tony Simmons had a 47-yard reception in his debut on Oct. 15, 1998. Hernandez had 563 receiving yards on 45 receptions. The 45 receptions are most by a Patriots rookie tight end. His 563 yards are second to Russ Francis, who had 636 receiving yards in 1975.

### MOST RECEPTIONS BY A PATRIOTS ROOKIE TIGHT END

PLAYER	RECEPTIONS	YEAR
<b>Aaron Hernandez</b>	<b>45</b>	<b>2010</b>
<b>Rob Gronkowski</b>	<b>42</b>	<b>2010</b>
Greg Baty	37	1986
Russ Francis	35	1975

### MOST RECEIVING YARDS BY A PATRIOTS ROOKIE TIGHT END

PLAYER	RECEPTIONS	YEAR
Russ Francis	636	1975
<b>Aaron Hernandez</b>	<b>563</b>	<b>2010</b>
<b>Rob Gronkowski</b>	<b>546</b>	<b>2010</b>
Jim Whalen	381	1965

## ADDITIONAL 2010 HERNANDEZ NOTES

- Finished the season with 45 receptions for 563 receiving yards and six touchdowns and rushed for 47 yards on three carries.
- Recorded his first 100-yard game with a career-high 101 receiving yards on six receptions at the NY Jets (9/19), including a career-long 46-yard catch.
- Set the record for the longest run by a tight end in Patriots history with a 13-yard run vs. Buffalo (9/26) and then broke his own record with an 18-yard rush vs. Baltimore (10/14).

## BRIAN HOYER THROWS FIRST NFL TOUCHDOWN

Backup QB Brian Hoyer recorded his first career touchdown pass on a 44-yard pass to Brandon Tate vs. Miami (1/2). It was his second NFL touchdown. He had his first NFL touchdown on a 1-yard rush vs. Tennessee (10/18/09).

## CHAD OCHOCINCO NAME CHANGE

Chad Ochocinco was acquired by the Patriots in a trade with Cincinnati on July 29, 2011. He played as Chad Johnson for the first seven years of his Bengals career. He legally changed his last name to Ochocinco prior to the 2008 season. Upon joining the Patriots, TE Aaron Hernandez switched his jersey number from 85 to 81 to accommodate Ochocinco. Said Ochocinco on getting number 85 from Hernandez: "Nothing [exchanged]. It was Mr. Hernandez's way of greeting me here. He gave me the number, I didn't have to pay anything. I just shook his hand and said, 'Thank you.' I was probably going to give Mr. Hernandez -- I drive a Toyota Prius -- so I was going to let him use the Prius on the weekend. That's the best I can do right now, and I have some leftover McDonald's coupons."

## CHAD OCHOCINCO GETS 1,000-YARDS RECEIVING

During his 10 NFL seasons, Ochocinco has registered seven 1,000 seasons, including six straight seasons (2002-07).

## OCHOCINCO IN THE RANKINGS

Ochocinco enters 2011 27<sup>th</sup> on the NFL's all-time list with 10,783 receiving yards. He is one of 34 players in NFL history to reach 10,000 yards receiving. Among active players, he ranks seventh in receiving yards.

He enters 2011 28<sup>th</sup> on the NFL all-time list with 751 receiving yards and is one of 32 players to reach 700 receptions.





# PATRIOTS 2010 OFFENSIVE/SPECIAL TEAMS

## OCHOCINCO IN THE RANKINS (continued)

He enters the 2011 season with 66 touchdown receptions and needs four to become the 30<sup>th</sup> player in NFL history to reach 70 touchdown receptions.

## MATTHEW SLATER: LIKE FATHER LIKE SON


WR Matthew Slater spent his college days at UCLA. Matthew's father, Jackie Slater, a Hall of Fame offensive tackle, spent his entire career with the Rams organization in LA. Matthew Slater, drafted in 2008, is one of six sons of Hall of Fame members to be drafted in NFL history.

## HALL OF FAME FATHERS WITH SONS DRAFTED IN THE NFL

Jackie Slater (class of 2001) – son, Matthew Slater (NE)  
 Howie Long (class of 2000) – son, Chris Long (STL)  
 Bobby Bell (class of 1983) – son, Bobby Bell (NYJ)  
 Tony Dorsett (class of 1994) – son, Anthony Dorsett (HOU)  
 Bob Griese (class of 1990) – son, Brian Griese (DEN)  
 Kellen Winslow (class of 1995) – son, Kellen Winslow (CLE)

## BRANDON TATE RETURNS TWO IN 2010

Brandon Tate has blossomed into a dual threat in both the return game and the receiving game. He has returned two kickoffs for touchdowns to provide the Patriots a spark on special teams, after returning the second half kickoff vs. Cincinnati 97 yards for a touchdown and the second half kickoff at Miami 103 yards for a touchdown. He is the first Patriots player to return two kicks for touchdowns in a season since Kevin Faulk returned two for a touchdown in 2002. The Patriots record for most kickoff returns for a touchdown in a season is three by Raymond Clayborn in 1977. His prowess for returns carries over from his collegiate days where he holds numerous NCAA and ACC career records including the NCAA career record for combined kick and punt return yards with 3,523. A native of North Carolina, Tate was a four-year return man for the Tar Heels. Tate suffered a knee injury against Notre Dame as a senior and missed the final seven games of the season. Tate joined the Patriots in the third round of the 2009 draft, but his rookie year was derailed by injury as he was placed on injured reserve on Nov. 14 after seeing action in only two games.



## GREETINGS FROM KAARST, GERMANY: SEBASTIAN VOLLMER MAKES HIS MARK

A native of Kaarst, Germany, Vollmer did not begin playing football until the age of 14 when he started playing for the Dusseldorf club team. Vollmer helped lead his German prep school team to two national football championships. His early football success landed him an appearance in the 2004 Global Junior Championships in San Diego, which led him to a scholarship at Houston. He spoke almost no English when he signed with Houston, but he became fluent in the language as he developed from a 250-pound tight end into a 315-pound lineman who started his final 25 games at tackle for the Cougars. Vollmer's collegiate career created interest from the NFL where the Patriots drafted him in the second round of the 2009 draft. Nicknamed Seabass, during his playing days at Houston. The nickname has carried over to the NFL.

## DANNY WOODHEAD SET TEAM MARK FOR RUSHING AVERAGE IN 2010

Danny Woodhead finished the season with 97 rushes for 547 yards, with his average of 5.64 yards per carry setting a new team record (minimum 90 rushing attempts). Woodhead topped Don Calhoun's previous team mark of 5.59 yards per carry in 1976 (129 attempts for 721 yards).

## MOST YARDS PER CARRY / SINGLE SEASON PATRIOTS HISTORY

Player	Year	Gm	Rush	Yds	Avg.	Lg
D. Woodhead	2010	14	97	547	5.64	36t
Don Calhoun	1976	14	129	721	5.59	54
Mosi Tatupu	1983	16	106	578	5.45	55

## WOODHEAD GOES FROM DIVISION II TO THE NFL

Danny Woodhead was a standout at Division II Chadron State in Nebraska. He averaged 178.9 yards per game and totaled 101 rushing touchdowns during his collegiate career. Woodhead's outstanding junior and senior seasons earned him two Harlon Hill Trophies, the Division II equivalent to the Heisman Trophy. He is one of just three players to ever win two or more Harlon Hill Trophies, joining Texas A&M University-Kingsville running back Johnny Bailey, who won it three times (1987-89) before playing six seasons in the NFL for the Bears, Cardinals, and Rams. Valdosta State University's Dusty Bonner was the only other player to win the Harlon Hill Trophy multiple times (2000 and 2001). Cincinnati Bengals running back Bernard Scott (2008—Abilene Christian) joins Woodhead as active NFL running backs who have won the award.

## GOSTKOWSKI SIXTH BEST EVER IN FIELD GOAL PCT.

Shayne Graham's 84.3 field goal percentage is the sixth-best among NFL kickers all-time.

Player	Years	FGM	FGA	Pct.
Nate Kaeding	2004-10	173	200	86.5
Mike Vanderjagt	1998-06	230	266	86.5
Shayne Graham	2001-10	208	242	86.0
Rob Bironas	2005-10	160	187	85.6
Robbie Gould	2005-10	159	186	85.5
Stephen Gostkowski	2006-10	113	134	84.3
Matt Stover	1991-2009	471	563	83.7

## EVEN STEPHEN

Since joining the Patriots as a fourth-round draft choice in 2006, Stephen Gostkowski has connected on 84.3 percent of his regular-season field goal attempts (113-for-134), achieving the best field goal percentage in Patriots history.


## PATRIOTS ALL-TIME LEADERS / FIELD GOAL PCT.

(Minimum 50 Attempts)

Player	Years	FGM	FGA	Pct.
Stephen Gostkowski	2006-10	113	134	.843
Adam Vinatieri	1996-05	263	321	.819

## ZOLTAN MESKO SET AN NFL ROOKIE RECORD FOR NET PUNTING AVERAGE IN 2010

Zoltan Mesko finished with a 38.4 net average to set an NFL rookie record for net punting average in 2010. His 38.4 net average is the highest of any rookie punter since the net punting average was first tracked in 1976, surpassing the 38.0 net average that Los Angeles Rams' Dale Hatcher set in 1985.



## ZOLTAN MESKO: COMING TO AMERICA

Rookie P Zoltan Mesko was born in Timisoara, Romania on the Romania-Hungary border. On Many occasions in 1989, during the communist revolutions, his family was forced to take cover to avoid gun shots from the armies. Even after the fall of the Berlin Wall, his family lived in poverty. His family left Romania when his father won a United States Permanent Resident Card (green card) in the Diversity Immigrant Visa Lottery in 1997 when Mesko was 11.

## MESKO DISCOVERS FOOTBALL

An avid soccer player from his days in Romania, Mesko had a strong leg. It was only when he came to America that he discovered his leg could take him places. In eighth grade, Mesko was playing kickball in the gym when he kicked the ball so high that he broke a light fixture. He was given a choice: pay for the light fixture or play football. With his family still struggling with money and football being a more popular sport than soccer at his school, the choice was an obvious one—Mesko decided to play football. His leg would land him numerous Division I scholarships and admission offers from Ivy League schools. From these, Mesko chose to play football at Michigan.



# WR Wes Welker News & Notes

## WELKER LEADS NFL IN RECEPTIONS SINCE 2007

Wes Welker leads the NFL with 432 receptions since the start of 2007. He is the first player to reach 300 receptions in his first 40 games with a new team. Welker led the NFL in 2009 with 123 receptions.



### 2007-PRESENT NFL REC. LEADERS

Player	Team	Rec.	Yds	TD
<b>Wes Welker</b>	<b>NE</b>	<b>432</b>	<b>4,536</b>	<b>22</b>
Reggie Wayne	IND	397	5,274	32

## WELKER LEADS TEAM IN RECEPTIONS FOR RECORD FOURTH STRAIGHT YEAR IN 2010

Wes Welker became the first Patriots player to lead the team in receiving in four straight years after finishing 2010 with 86 receptions. The 86 receptions tied for sixth best in the NFL. He also led the team in receiving yards (848) for the third straight year. Welker suffered a knee injury in the 2009 regular-season finale at Houston and missed New England's postseason game vs. Baltimore. Welker returned from his injury well ahead of expectations and was back in the starting lineup for the season-opener in 2010.

## WELKER HAD THREE STRAIGHT 100 CATCH AND 1,000 YARD SEASONS

Welker registered his third straight season with at least 100 receptions (123) and 1,000 receiving yards (1,348) in 2009. Only four other NFL players have had three consecutive seasons of at least 100 receptions and 1,000 yards receiving: Marvin Harrison (4, 1999-02), Brandon Marshall (3, 2007-09), Herman Moore (3, 1995-97) and Jerry Rice (3, 1994-96). Welker is the only player in NFL history with three straight seasons with 110 or more receptions.

### MOST 100-RECEPTIONS SEASON IN NFL HISTORY

Player	100-reception seasons
Marvin Harrison	4
Jerry Rice	4
<b>Wes Welker</b>	<b>3</b>
Brandon Marshall	3
Herman Moore	3
Andre Johnson	3

## WELKER: 7.1 CATCHES PER GAME SINCE 2007

Wes Welker is averaging 7.1 receptions per game since joining New England in 2007. His 7.1 average is the highest in the NFL during that time.

### MOST RECEPTIONS PER GAME SINCE 2007 (Minimum-20 games)

Player	Team	Average
<b>Wes Welker</b>	<b>New England Patriots</b>	<b>7.1</b>
Andre Johnson	Houston Texans	6.7
Brandon Marshall	Denver/Miami	6.6

## WELKER FINISHES WITH SECOND MOST RECEPTIONS AND SECOND HIGHEST AVERAGE IN NFL HISTORY IN 2009

Welker led the NFL with 123 receptions in 2009, despite missing two games and most of the season-finale due to an injury. He averaged 8.8 receptions in the 14 games he played. The 123 receptions are a Patriots record and match Herman Moore (Detroit in 1995) for the second most receptions in a single season in NFL history, behind Marvin Harrison's NFL record of 143 receptions in 2002. Welker's 8.8 catches per game in 2009 rank second in NFL history to the 8.9 average set by Harrison in 2002. He has 18 games with nine or more catches since joining the Patriots. His 18 games with nine or more catches are the most in Patriots history.

### MOST RECEPTIONS IN A SEASON

Player	Team	Year	Receptions
Marvin Harrison	Indianapolis	2002	143
<b>Wes Welker</b>	<b>New England</b>	<b>2009</b>	<b>123</b>
Herman Moore	Detroit	1995	123

## WELKER IS STREAKING

Welker has a streak of 78 straight regular-season games with at least one reception. He has caught at least one pass in each of his 65 games with the Patriots, including four postseason games. The last time that Welker did not catch a pass in a game was December 24, 2005 when he was with Miami. He has caught at least one pass in 61 consecutive regular-season games with the Patriots. The Patriots record for most consecutive games with at least one pass is 63 by TE Ben Coates.

## WELKER TIES NFL RECORD FOR 10-PLUS CATCH GAMES IN A SEASON WITH SEVEN IN 2009

Welker had seven 10-plus reception games in 2009 season to tie the NFL record for most 10-plus reception games in a single season. Andre Johnson of Houston had seven 10-plus reception games in 2008. His 11 games with 10-plus receptions is tied for fourth among active NFL players.

### PATRIOTS MOST GAMES WITH 10-PLUS CATCHES

#### No. of 10-plus reception games for the Patriots

<b>Wes Welker</b>	<b>11</b>
Ben Coates	5
Troy Brown	5

## WELKER PILES UP YARDS

Wes Welker had a career-high in receiving yards with 1,348 in 2009. It is the third highest in team history. Welker has three of the top eight receiving seasons in team history with his three-straight (1,175 in 2007, 1,165 in 2008 and 1,348 in 2009).

### PATRIOTS SINGLE-SEASON RECEIVING YARD LEADERS

Player	Season	Yds	Rec.	TD
Randy Moss	2007	1493	98	23
Stanley Morgan	1986	1491	84	10
<b>Wes Welker</b>	<b>2009</b>	<b>1348</b>	<b>123</b>	<b>4</b>
Randy Moss	2009	1264	83	13
Troy Brown	2001	1199	101	5
<b>Wes Welker</b>	<b>2007</b>	<b>1175</b>	<b>112</b>	<b>8</b>
Ben Coates	1994	1174	96	7
<b>Wes Welker</b>	<b>2008</b>	<b>1165</b>	<b>111</b>	<b>3</b>

## WELKER RANKS 4<sup>th</sup> ON PATS RECEPTIONS LIST

After just four seasons, Wes Welker ranks fourth on the Patriots' all-time reception list with 432.

### PATRIOTS ALL-TIME RECEIVING LEADERS

Player	YEARS	RECEPTIONS
Troy Brown	1993-2007 (14)	557
Stanley Morgan	1977-1989 (12)	534
Ben Coates	1991-1999 (9)	490
<b>Wes Welker</b>	<b>2007-2010 (4)</b>	<b>432</b>

## WELKER'S ROUTE TO THE NFL

Despite being named the Oklahoma football player of the year by both *USA Today* and the *Daily Oklahoman*, Wes Welker's only scholarship offer came from Texas Tech, and only after a player that committed to Texas Tech backed out. "I was thinking I'd get a scholarship somewhere," Welker said. "When it didn't happen, when it was supposed, to I was pretty hurt by it." Welker had an impressive collegiate career, accumulating 259 receptions and eight punts returned for touchdowns. He even won a national award as the best special teams player in the country. Despite those accolades, he was passed over in the 2004 NFL draft and signed with San Diego as a free agent. He made the team, then was cut after the first game. He signed with Miami soon after and was used just on special teams. He caught New England's eye with a 71-yard punt return on Monday Night Football in a game against the Patriots. He was acquired by the Patriots in a trade with Miami in 2007.

## WELKER PRESSED INTO SERVICE AS A KICKER

Welker was pressed into service as a kicker for the second time in his career at Cleveland (11/7/10) and was successful on an extra point attempt and handled a kickoff both in the fourth quarter. Welker was filling in for the injured Stephen Gostkowski (thigh). While with Miami in 2004, he was pressed into action in a game at New England (10/10/04) and converted one extra point, a 29-yard field goal and also handled kickoff duties.




# PATRIOTS 2010 DEFENSIVE NOTES

## KYLE ARRINGTON SCORES ON A 36-YARD INTERCEPTION RETURN

Kyle Arrington registered his first NFL interception and returned it 36 yards for a touchdown in the third quarter vs. Green Bay on Dec. 19. Arrington's interception return was his second touchdown of 2010. He scored when he returned a blocked field goal 35 yards for a touchdown at Miami on Oct. 4.

## PATRICK CHUNG RECORDS HIS FIRST NFL BLOCKED PUNT AND BLOCKED FIELD GOAL


S Patrick Chung blocked a second half punt and field goal at Miami (10/04) to become the first NFL player to do both in a single game since Houston CB Ramon Walker had a blocked field goal and punt vs. New England on Nov. 23, 2003. Chung blocked a second half punt to give the Patriots a first down at the Miami 15-yard line and set up a 12-yard touchdown run by RB BenJarvus Green-Ellis. Chung then blocked a 53-yard field goal attempt in the fourth quarter that was recovered by CB Kyle Arrington and returned for a touchdown. Chung was a two-time special teams player of the year during his college career at Oregon.



## PATRICK CHUNG'S JOURNEY TO THE NFL

Long before S Patrick Chung picked up flag football as a teen, his mother, Jamaican recording artist Sophia George, had preached about being a tough man in a song. Her hit single, "Girlie Girlie" – a traditional reggae song about poking fun at a boy who was not man enough – topped the charts in 1985. Chung is aware that among his talents he was born with speed and agility - singing is not one of them. Chung, who possesses a great sense of pride in his unique heritage – his mother is Jamaican and his father is half Jamaican and half Chinese, was born in Jamaica and moved to California at age 12 where he started to play football as a freshman in high school. Chung went on to star at Oregon, where he holds the distinction of starting more games than any other defensive player in school history with 51 starts. He originally entered the draft as junior, but ultimately decided to return for his senior season. Pinned to the back of his locker is a reminder of the support he has gotten - a Jamaican flag that indicates his family's importance to him.

## GARY GUYTON HAD TWO DEFENSIVE TOUCHDOWNS IN 2010



LB Gary Guyton returned a fumble 35 yards for a touchdown at Chicago (12/12) and returned an interception 59 yards for a touchdown in the season-opener vs. Cincinnati (9/12). Guyton is the first Patriots player to score two defensive touchdowns in a season since LB Tedy Bruschi returned two interceptions for touchdowns in 2003.

## GUYTON AND ARRINGTON RETURN FIRST CAREER INTERCEPTIONS FOR SCORES

LB Gary Guyton intercepted his first pass vs. Cincinnati (9/12) and returned it 59 yards for a touchdown, and CB Kyle Arrington returned his first career interception vs. Green Bay (12/19) 36 yards for a touchdown. The Patriots now have three players on the roster who have returned an interception for a score on their first career pick. James Sanders returned his first pick 39 yards for a touchdown at Buffalo on Dec. 11, 2005.

## GUYTON HAS THE WORK ETHIC

Gary Guyton was not drafted into the NFL, but through a solid work ethic was able to make the 53-man roster and has been a solid player over the last three seasons for the Patriots. Taking a peak into his work history shows his work ethic goes beyond the football field. At the end of his rookie season, Guyton went back to Georgia Tech and worked as an office assistant at the school's research institute.

"I was an office assistant, right there at the desk," said Guyton, who worked for a small wage at Georgia Tech Research Institute. "Just a regular office assistant. Tech is my school and I enjoyed it."

"He's smart, well prepared," Bill Belichick said. "He understands. He's got a real good understanding of football. Not just his role, but where other people have to be. That's what you really want in a defensive signal-caller, someone that understands how it all works."

"It's been a long road," Guyton said. "I have come far. I've achieved some things. But I don't look back, just forward."

## MAYO LED NFL WITH 193 TOTAL TACKLES

LB Jerod Mayo finished first in the NFL with a career-high 193 total tackles in 2010 with two 19-tackle games: vs. BLT (10/17) and vs. GB (12/19). He had 139 tackles as a rookie in 2008 and 114 in 2009 and with his 193 tackles in 2010 he is the first Patriots player to have three consecutive 100-tackle seasons since Lawyer Milloy registered five straight 100-tackle seasons from 1997 through 2001. His 193 tackles are the highest since LB Steve Nelson had 207 tackles in 1984 and are the third highest in team history. Mayo had ten games in 2010 with 10-plus tackles.



### Patriots Single Season Tackle Leaders All-Time

Year	Player	Tackles
1983	LB Clayton Weishuhn	229
1984	LB Steve Nelson	207
<b>2010</b>	<b>LB Jerod Mayo</b>	<b>193</b>
1980	LB Steve Nelson	186

### 2010 NFL Tackle Leaders

Rank	Player	Tackles
<b>1.</b>	<b>Jerod Mayo (NE)</b>	<b>193</b>
2.	Stephen Tulloch (TEN)	159
3.	Paul Posluszny (BUF)	151
4.	Ray Lewis (BAL)	145
5.	Chad Greenway (MIN)	144

## MAYO IS A YOUNG LEADER

Jerod Mayo learned knowledge and discipline are the keys to success while spending afternoons with his three brothers under the supervision of their grandfather, Walter Johnson, a retired Air Force veteran of 30 years. While Mayo's mother worked two jobs, Johnson taught the boys discipline, responsibility and the value of life. Those lessons helped Mayo develop a work ethic and demeanor that has earned him the nickname of "Old Soul" from his teammates. His leadership skills and talent helped him become only the second Patriot to be named AFC Rookie of the Year, earning that title in 2008 to join Michael Haynes (1976).

## ADDITIONAL 2010 MAYO NOTES

- Named as a co-captain for the second year in row.
- Selected to his first Pro Bowl.
- Registered a career-high three fumble recoveries - at San Diego (10/24), at Chicago (12/12), and at Buffalo (12/26) - which tie for first in the AFC and third in the NFL.





# PATRIOTS 2010 DEFENSIVE NOTES

## DEVIN MCCOURTY RECORDS SEVEN INTERCEPTIONS

Rookie CB Devin McCourty tied for second in the NFL and led all rookies with seven interceptions in 2010. The seven interceptions by a Patriots rookie are second to the eight by Mike Haynes in 1976.

### Most Interceptions by a Patriots Rookie

Player	Interceptions	Year
Mike Haynes	8	1976
<b>Devin McCourty</b>	<b>7</b>	<b>2010</b>

### 2010 NFL Interception leaders

Rank	Player	Interceptions
1.	Ed Reed (BAL)	8
<b>2t.</b>	<b>Devin McCourty (NE)</b>	<b>7</b>
2t.	Troy Polamalu (PIT)	7
2t.	Asante Samuel (PHI)	7

## DOUBLE TROUBLE: CB DEVIN MCCOURTY

After being selected by the Patriots in the first round of the 2010 NFL Draft, CB Devin McCourty became part of a select group in league history. McCourty's identical twin brother, Jason, is a cornerback with Tennessee, selected in the sixth round of the 2009 NFL Draft. The two are the 12<sup>th</sup> set of twins to play in the NFL. Devin and Jason were cornerbacks in the Rutgers secondary from 2005-08. Devin redshirted for the 2005 season and therefore was a year behind his brother in eligibility. McCourty is the second twin to suit up for the Patriots, after CB Kato Serwanga was a member of the team from 1998-2000. His twin brother Wasswa played for San Francisco and Minnesota from 1999-2001. According to McCourty's mother, the two can only be told apart by tiny scars on their faces left by chickenpox.

## ADDITIONAL 2010 MCCOURTY NOTES

- His 17 passes defended tied for seventh in the league.
- Selected to his first Pro Bowl, becoming the fourth Patriots player to be selected as a rookie (Mike Haynes, 1976; John Stephens, 1988; Curtis Martin, 1995).
- Recorded his first career interception at San Diego (10/24).
- Recorded an interception for the third straight game, and his fourth in a three-game span, with an interception vs. the NY Jets (12/6), making him the first Patriots player to intercept a pass in three consecutive games since Asante Samuel did it in 2007.
- Recorded his first career two-interception game at Detroit on Thanksgiving Day (11/25). McCourty is the first Patriots rookie to have a two-interception game since Mike Haynes had three in a game on Nov. 21, 1976 at the Jets.
- Recorded his first career sack, bringing down Matt Flynn for a 4-yard loss on first down in the fourth quarter vs. Green Bay (12/19), starting off a defensive series in which the Patriots forced a key three-and-out while trailing 27-24 in a 31-27 win.

## BRANDON MERIWEATHER HAS SECOND PRO BOWL SEASON IN 2010

- Finished the season with three interceptions, 66 total tackles and one fumble recovery.
- Selected as a member of the AFC Pro Bowl squad, marking his second consecutive selection.
- Intercepted a Ryan Fitzpatrick pass with 2:58 left in a 38-30 win vs. Buffalo (12/26) to seal the victory.

## ROB NINKOVICH'S 63-YARD FUMBLE RETURN IS SECOND LONGEST IN TEAM HISTORY

LB Rob Ninkovich returned a second quarter fumble 63 yards at San Diego (10/24). It is the second longest fumble return in team history to the 68-yard touchdown return by Richard Seymour at Buffalo on Oct. 3, 2004.

## ADDITIONAL 2010 NINKOVICH NOTES

- Finished the season with career-bests of 58 total tackles on defense, 4.0 sacks, two interceptions, three passes defended, three fumble recoveries and 11 special team tackles.
- His three fumble recoveries tied for first in the AFC and third in the NFL.
- Recorded his first two NFL interceptions and added a sack at Miami (10/4).
- Registered his first career two-sack game vs. Miami (1/2), taking down Tyler Thigpen for a 3-yard loss in the second quarter and an 8-yard loss in the fourth quarter.

## WILFORK HAS SECOND STRAIGHT PRO BOWL SEASON IN 2010

- Finished the season with 87 total tackles, second in his career to his 91 tackles in 2005.
- Named as a co-captain for the third-straight season.
- Selected as a starter for the Pro Bowl for the third time in his career (2007, 2009 and 2010).
- Credited with his first career two-sack game, vs. Miami (1/2), sacking Chad Henne for losses of nine yards and six yards on the same third-quarter possession.

## WILFORK WEARS HIS HEART ON HIS NECK

Vince Wilfork wears No. 75 over his shoulder pads. Underneath hangs a gold chain locket for those who were number one in his heart: his parents. In 2002, parents David and Barbara Wilfork both passed away within five months of each other, leaving the then University of Miami star without his greatest support system. Wilfork, who lost his father to diabetes, has raised hundreds of thousands of dollars for diabetes-related causes. His annual draft day fundraiser, a bowling event he has held for seven years, is one of the signature fundraising events held by a pro athlete in New England. For his charity work, Wilfork was awarded the 2010 New England Patriots Ron Burton Community Service Award. While he will always cherish his National Championship and Super Bowl rings, his constant reminder lies closest to his heart, a picture of his late parents at their high school prom. "I carry them with me wherever I go," Wilfork said of his parents' keepsake. "My parents pushed me to be the best I could be. The things I do and my wife does, we do out of the kindness of our heart, and we do it for the community. I never look for anything in return. My teammates are my second family. My kids, my wife, the New England Patriots – that's all I have."

## JAMES SANDERS 2010 SEASON NOTES

- Finished the season with 63 total tackles, one forced fumble, one fumble recovery, six passes defended and career-high three interceptions.
- Named AFC Defensive Player of the Week after returning an interception 32 yards for a touchdown at Pittsburgh (11/14). It was the second time in his career that he returned an interception for a touchdown (at Buffalo, 12/11/05 as a rookie).
- Recorded his second interception in as many weeks vs. Indianapolis (11/21) when he picked off Peyton Manning at the Patriots' 6-yard line with 31 seconds left and New England holding a three-point lead, clinching the 31-28 victory for the Patriots.

## SANDERS IS THE GREAT COMMUNICATOR

*The Boston Herald* wrote a story last season on how safety James Sanders' early life experiences were translating to the football field. Sanders grew up as the oldest of eight children in a single-parent home. So it should come as no surprise that he took the reins while his mother was out of the house. From homework to housework, James was in charge of holding the fort down in his formative years. Sanders is known as the leader among the secondary and known for his role of helping the communication among the group.





# THE TEAM OF THE DECADE

When Robert Kraft purchased the New England Patriots in 1994, few would have thought that 17 years later the franchise would be the undisputed team of the decade in the first decade of the new millennium. Kraft brought a winning vision to the organization and dedicated his resources to building a consistent winner. On Jan. 27, 2000, Kraft hired Bill Belichick to coach the team, and three months later the team drafted then-unheralded quarterback Tom Brady, putting the final pieces in place for the Patriots to become the most successful NFL team of the 2000s. Below is a look at the accomplishments of the Patriots during the first decade of the new millennium that earned the Patriots the "Team of the Decade" moniker.

## THE PATRIOTS' UNMATCHED NFL SUCCESS FROM 2000-2009

### Super Bowl Titles

New England .....	3
Pittsburgh.....	2
Baltimore.....	1
Indianapolis.....	1
New Orleans.....	1
N.Y. Giants.....	1
Tampa Bay.....	1

### Conference Titles

New England .....	4
Indianapolis.....	2
N.Y. Giants.....	2
Pittsburgh.....	2
10 Teams .....	1

### Division Titles

New England .....	7
Indianapolis.....	6
Philadelphia.....	5
Pittsburgh.....	5
San Diego.....	5

**Note:** The Patriots also finished tied for the division lead twice during the 2000s but lost the division title on tiebreakers in 2002 and 2008.

### Playoff Wins

New England .....	14
Philadelphia.....	10
Pittsburgh.....	10
Indianapolis.....	9
Baltimore.....	8

### Playoff Winning Percentage

Team	W	L	Pct.
New England	14	4	.777
New Orleans	5	2	.714
Pittsburgh	10	4	.714
Arizona	4	2	.667
Carolina	5	3	.625
Baltimore	8	5	.615

### Playoff Games Played

New England .....	18
Philadelphia.....	18
Indianapolis.....	17
Pittsburgh.....	14
Baltimore.....	13
N.Y. Giants.....	11

### Overall Wins

(Includes Regular Season and Playoffs)

New England .....	126
Indianapolis.....	124
Pittsburgh.....	113
Philadelphia.....	113
Baltimore.....	100

### Overall Winning Percentage

(Includes Regular Season and Playoffs)

Team	W	L	T	Pct.
New England	126	52	0	.708
Indianapolis	124	53	0	.701
Pittsburgh	113	60	1	.652
Philadelphia	113	64	1	.638
Green Bay	98	71	0	.580

### Most Victories in a Season (Inc. Playoffs), 2000-09

Team	Year	W
New England	2007	18
New England	2003	17
New England	2004	17
Baltimore	2000	16
St. Louis	2001	16
Pittsburgh	2004	16
Indianapolis	2006	16
Indianapolis	2009	16
New Orleans	2009	16

### Most Victories in a Single Regular Season, 2000-09

Team	Year	W
New England	2007	16
Pittsburgh	2004	15
New England	2003	14
New England	2004	14
Indianapolis	2005	14
Indianapolis	2009	14
St. Louis	2001	14

### Playoff Games Hosted

New England .....	9
Philadelphia .....	9
Pittsburgh.....	8
Indianapolis.....	8

### Major Sports League Titles, 2000-09

Los Angeles Lakers	NBA	4
New England Patriots	NFL	3
San Antonio Spurs	NBA	3
Boston Red Sox	MLB	2
Detroit Red Wings	NHL	2
Houston Dynamo	MLS	2
Los Angeles Galaxy	MLS	2
New Jersey Devils	NHL	2
New York Yankees	MLB	2
Pittsburgh Steelers	NFL	2
San Jose Earthquakes	MLS	2

### Major Sports Conference Titles, 2000-09

Los Angeles Lakers	NBA	6
New England Patriots	NFL	4
New England Revolution	MLS	4
Los Angeles Galaxy	MLS	4
New York Yankees	MLB	4
Detroit Red Wings	NHL	3
New Jersey Devils	NHL	3
San Antonio Spurs	NBA	3

### Seasons of NFL Playoff Advancement

Philadelphia .....	7
New England .....	6
Pittsburgh.....	5
Baltimore.....	4
Indianapolis.....	4
Green Bay .....	3
Oakland.....	3
Seattle .....	3
New Orleans.....	3



# PATRIOTS FOOTBALL NETWORK

The **Patriots Football Network** (PFN) is the full portfolio of media offerings from the three-time Super Bowl Champion New England Patriots. PFN provides Patriots content produced both in-house and with media partners spanning print, television, radio and the Internet.

## PATRIOTS ALL ACCESS

**T** Emmy-Award winning Patriots All Access airs weekly throughout the season on WBZ, Channel 4 in Boston and regional affiliates. Patriots All Access features exclusive, behind-the-scenes access and in-depth weekly features on Patriots players and personnel. Hosted by WBZ's Steve Burton, the show features weekly sit-downs with Coach Bill Belichick, including the popular "Belestrator" segment where the coach breaks down upcoming opponents. Fridays at 7:00 p.m. and Sundays at 9:00 a.m. on **TV 38 in Boston; WNAC-TV in Providence**; Saturdays at 12:05 a.m. on **WMUR-TV in Manchester, N.H.** Saturdays at 5:00 a.m. on **WMTW-TV in Portland, Maine**; Saturdays at 5:00 p.m. on **WCTX-TV in Hartford, Conn.** Saturdays at 7:00 p.m. on **WFXQ-TV in Springfield, Mass.**; Sundays at 11:00 a.m. on **WVII-TV in Bangor, Maine**



## TOTALLY PATRIOTS



**T**otally Patriots is a unique, one of a kind Patriots show aimed for the next generation of Patriots fans. This weekly, youth oriented football show allows school aged fans unprecedented access to their favorite players, enabling them to ask questions in a relaxed, informal setting.

### PATRIOTS TODAY AND PATRIOTS THIS WEEK

**PATRIOTS TODAY:** Available daily at Patriots.com and on Verizon Fios on Demand, as well as on Verizon wireless' VCAST.

**PATRIOTS THIS WEEK:** Saturdays 10:30 p.m. on Comcast Sports Net.

*Patriots Today* gives fans a daily, in-depth look at the club that is unmatched by any other outlet. The show is hosted by Lyndsay Petruncy with daily reports from Brian Lowe and twice-weekly analysis from PFW's Paul Perillo. This daily Webcast is dedicated exclusively to the Patriots and provides daily features, reports and commentary that will satisfy every fan's daily Patriots fix. Every Saturday (TBA) on Comcast Sports Net, Lyndsay Petruncy will bring you *Patriots This Week*, providing a thorough recap of each week's developments.

### PATRIOTS.COM NEWS

Patriots.com features daily updates and exclusive content from the writers of *Patriots Football Weekly*, offering everything from breaking news to player features and the popular "Ask PFW" postings.

### VIDEO

The first professional sports team website to offer streaming video provides Patriots fans with a variety of exclusive video content. Visitors can choose their channel and watch exclusive video from news to cheerleaders. Patriots.com also features video of every Patriots press conference, including postgame press conferences and Coach Belichick's weekday media updates.

### AUDIO

Patriots Web Radio programming is available exclusively on Patriots.com beginning at noon each day, Monday through Friday. Kicking off the programming lineup is PFW In Progress, a daily online program that features candid commentary from the writers of *Patriots Football Weekly*. Following PFW In Progress is Patriots Playbook, hosted by John Rooke, featuring items from around the NFL. Stay tuned for the debut of new shows during the 2009 season. Patriots.com also offers streaming audio of every Patriots press conference, as well as archives of Patriots.com Radio shows. Patriots.com provides podcasts of Patriots.com radio offerings as well as exclusive content.

### PATRIOTS MONDAY ON WEEI

WEEI Sports Radio broadcasts Patriots Monday each week, offering fans unique insight and analysis from Coach Belichick and Tom Brady in addition to other Patriots players. WEEI will broadcast Patriots Monday live from Gillette Stadium each Monday, kicking off with Dennis & Callahan at 6:00 a.m.

### PATRIOTS FRIDAY ON WEEI

WEEI Sports Radio broadcasts Patriots Friday each week, offering fans a look ahead at the weekend's game, match ups and rivalries. Various Patriots players will be featured on air. WEEI will broadcast Patriots Fridays each week throughout the season, kicking off with Dennis & Callahan at 6:00 a.m., followed by Mutt and Merloni at 10:00 a.m. and The Big Show with Glenn Ordway and Michael Holley from 2:00 to 6:00 p.m.

### 98.5 THE SPORTS HUB PATRIOTS RADIO NETWORK

A new era in Patriots Radio history began in 2009, with the move of the game broadcasts to 98.5 FM, Boston's Sports Hub. The transition to Boston's new all-sports radio station insures that Patriots fans will continue to hear every kick, block and tackle in stereo, and without



static, in crystal-clear FM quality. Fans all over New England will be able to listen in to any of 36 stations on the Safety Insurance 98.5 The Sports Hub Patriots Radio Network, starting with Patriots Preview three hours before kickoff, and capped off with Patriots Postgame for three hours after the final gun.

#### FLAGSHIP STATION 98.5 FM Boston's Sports Hub

##### MASSACHUSETTS

WAQY	Springfield	102.1 FM
WBEC	Pittsfield	1420 AM
WPKZ	Fitchburg	1280 AM
WNAW	N. Adams	1230 AM
WBSM	New Bedford	1420 AM
WPVQ	Greenfield	95.3 FM
WSAR	Fall River	1480 AM
WWFX	Worcester	100.1 FM
WXTK	Hyannis	95.1 FM

##### MAINE

WEBB	Augusta	98.5 FM
WWMJ	Bangor	95.7 FM
WBLM	Portland	102.9 FM
WEGP	Presque Isle	1390 AM

##### CONNECTICUT

WCCC	Hartford	106.9 FM
WXLN	New London	104.7 FM
WINY	Putnam	1350 AM
WGCH	Greenwich	1490 AM

##### NEW HAMPSHIRE

WTPL	Concord	107.7 FM
WSAQ	Hampton	102.1 FM
WHQ	Laconia	104.9 FM
WKNE	Keene	99.1 FM
WSHK	Portsmouth	105.3 FM
WGHM	Nashua	1590 AM
WPKQ	N. Conway	103.7 FM
WGAM	Manchester	1250 AM

##### RHODE ISLAND

WPRO	Providence	630 AM
WEAN	Providence	99.7 FM

##### NEW YORK

WCKL	Catskill	560 AM
------	----------	--------

##### VERMONT

WBTN	Bennington	1370 AM
WORK	Barre	107.1 FM
WKVT	Brattleboro	92.7 FM
WCPV	Burlington	101.3 FM
WEXP	Rutland	101.5 FM
WMOO	Derby Center	92.1 FM
WSTJ	St Johnsbury	1340 AM
WMXR	Woodstock	93.9 FM





# 2010 REGULAR-SEASON DEFENSIVE STATISTICS

Tackle Statistics based on Coaches Film Review

PLAYER Name	TACKLES			SACKS			INTERCEPTIONS				FUMBLES				SP. TEAMS				
	TT	UT	A	S/	Yds	OH	Int/	Yds	TD	PD	FF	FR/	Yds	TD	TT	UT	A	FF	FR
Jerod Mayo	193	115	78	2.0	14.0	5	0	0	0	5	1	3	0	0	1	0	1	0	0
Patrick Chung	89	67	22	0.0	0.0	1	3	96	1	9	0	0	0	0	8	6	2	0	0
Vince Wilfork	87	50	37	2.0	16.0	4	0	0	0	2	0	1	0	0	0	0	0	0	0
Devin McCourty	83	71	12	1.0	4.0	1	7	110	0	17	2	0	0	0	12	11	1	0	0
Brandon Spikes	71	41	30	0.0	0.0	0	1	5	0	3	0	0	0	0	2	2	0	0	0
Kyle Arrington	67	51	16	0.0	0.0	0	1	36	1	5	0	0	0	0	16	13	3	0	0
Brandon Meriweather	66	48	18	0.0	0.0	0	3	39	0	6	0	1	0	0	2	2	0	0	0
Gary Guyton	63	43	20	3.0	18.0	3	2	72	1	6	1	1	35	1	3	2	1	0	0
James Sanders	63	42	21	0.0	0.0	0	3	60	1	6	1	1	0	0	4	3	1	0	0
Rob Ninkovich	58	35	23	4.0	25.0	9	2	1	0	3	0	3	63	0	11	6	5	0	0
Tully Banta-Cain	50	35	15	5.0	30.5	13	0	0	0	0	1	0	0	0	0	0	0	0	0
Jermaine Cunningham	41	27	14	1.0	4.0	4	0	0	0	1	2	0	0	0	0	0	0	0	0
Gerard Warren	36	18	18	3.5	21.5	5	0	0	0	0	0	0	0	0	0	0	0	0	0
Ron Brace	28	19	9	0.0	0.0	0	0	0	0	0	0	0	0	0	0	0	0	0	0
Darius Butler	28	26	2	0.0	0.0	0	0	0	0	6	0	0	0	0	0	0	0	0	0
Jonathan Wilhite	24	19	5	0.0	0.0	0	0	0	0	2	0	0	0	0	0	0	0	0	0
Mike Wright	17	12	5	5.5	36.5	9	0	0	0	1	0	0	0	0	0	0	0	0	0
Brandon Deaderick	17	12	5	2.0	6.0	1	0	0	0	0	0	0	0	0	0	0	0	0	0
Dane Flecther	15	10	5	2.0	8.0	5	1	0	0	2	1	1	0	0	11	10	1	0	0
Myron Pryor	14	8	6	0.5	2.0	1	0	0	0	0	0	0	0	0	0	0	0	0	0
Kyle Love	14	6	8	1.0	4.0	1	0	0	0	1	0	0	0	0	0	0	0	0	0
Jarrad Page	13	8	5	0.0	0.0	0	2	0	0	2	0	0	0	0	6	3	3	0	0
Eric Moore	13	10	3	2.0	16.0	2	0	0	0	1	2	1	0	0	0	0	0	0	0
Sergio Brown	9	8	1	0.0	0.0	0	0	0	0	0	0	0	0	0	3	2	1	0	1
Shawn Crable	4	3	1	0.5	3.5	1	0	0	0	0	0	0	0	0	1	0	1	0	0
Landon Cohen	4	3	1	0.0	0.0	0	0	0	0	0	0	0	0	0	0	0	0	0	0
Marques Murrell	1	1	0	0.0	0.0	0	0	0	0	0	0	0	0	0	0	0	0	0	0
Pierre Woods	1	1	0	1.0	3.0	1	0	0	0	0	0	0	0	0	2	2	0	0	0
Tony Carter	1	1	0	0.0	0.0	0	0	0	0	0	0	0	0	0	0	0	0	0	0
BenJarvus Green-Ellis	0	0	0	0.0	0.0	0	0	0	0	0	0	0	0	0	3	2	1	0	0
Stephen Gostkowski	0	0	0	0.0	0.0	0	0	0	0	0	0	0	0	0	1	0	1	0	0
Matthew Slater	0	0	0	0.0	0.0	0	0	0	0	0	0	0	0	0	21	15	6	0	0
Aaron Hernandez	0	0	0	0.0	0.0	0	0	0	0	1	0	0	0	0	0	0	0	0	0
Matt Katula	0	0	0	0.0	0.0	0	0	0	0	0	0	0	0	0	2	1	1	0	0
Zoltan Mesko	0	0	0	0.0	0.0	0	0	0	0	0	0	0	0	0	1	1	0	0	0
Sammy Morris	0	0	0	0.0	0.0	0	0	0	0	0	0	0	0	0	12	8	4	0	0
Danny Woodhead	0	0	0	0.0	0.0	0	0	0	0	0	0	0	0	0	10	10	0	0	0
Tracy White	0	0	0	0.0	0.0	0	0	0	0	0	0	0	0	0	18	9	9	0	0
	1170	790	380	36.0	212.0	66	25	419	4	79	11	12	98	1	150	108	42	0	0

FUMBLES - LOST (9-5)				
No.	Own			
	Lost	Rec	O.B.	
Tom Brady	3	1	1	0
Rob Gronkowski	1	1	0	0
Sammy Morris	1	1	0	0
Danny Woodhead	1	1	0	0
Julian Edelman	1	0	0	0
Darius Butler	0	0	1	0
Brandon Tate	1	1	0	0
Wes Welker	1	0	2	0
	9	5	4	0

MISC. OFFENSIVE STATS				
Tkl	Ast	FF	FR	
Julian Edelman	1	0	0	0
Randy Moss	2	0	0	0
Stephen Neal	1	0	0	0
	4	0	0	0

KEY	
TT-Total Tackles	Int/Yds-Interceptions/Yards Returned
UT-Unassisted Tackles	PD-Passes Defensed
A-Assisted Tackles	FF-Forced Fumbles

BLOCKED KICKS		
XP	FG	P
Patrick Chung	1	1
Totals	1	1





# 2010 POSTSEASON OFFENSIVE STATISTICS

**WON 0, LOST 1**

01/16 L 21-28	New York Jets	68,756
	N.E.	Opp.
TOTAL FIRST DOWNS	26	14
Rushing	6	5
Passing	19	8
Penalty	1	1
3rd Down: Made/Att	5/14	6/13
3rd Down Pct.	35.7	46.2
4th Down: Made/Att	0/2	0/0
4th Down Pct.	0.0	0.0
POSSESSION AVG.	34:56	25:04
TOTAL NET YARDS	372	314
Avg. Per Game	372.0	314.0
Total Plays	78	54
Avg. Per Play	4.8	5.8
NET YARDS RUSHING	113	120
Avg. Per Game	113.0	120.0
Total Rushes	28	29
NET YARDS PASSING	259	194
Avg. Per Game	259.0	194.0
Sacked/Yards Lost	5/40	0/0
Gross Yards	299	194
Att./Completions	45/29	25/16
Completion Pct.	64.4	64.0
Had Intercepted	1	0
PUNTS/AVERAGE	4/47.0	6/36.0
NET PUNTING AVG.	4/41.0	6/22.3
PENALTIES/YARDS	6/44	3/35
FUMBLES/BALL LOST	3/0	1/0
TOUCHDOWNS	2	4
Rushing	0	1
Passing	2	3
Returns	0	0

* SCORE BY PERIODS	Q1	Q2	Q3	Q4	OT	PTS
TEAM	3	0	8	10	0	21
OPPONENTS	0	14	0	14	0	28

* SCORING	T	D	Ru	Pa	Rt	K	PAT	FG	S	PTS
Graham LG	0	0	0	0	1/	1	2/	2	0	7
Graham TM	0	0	0	0	1/	1	2/	2	0	7
Branch LG	1	0	1	0				0	6	
Branch TM	1	0	1	0				0	6	
Crumpler	1	0	1	0				0	6	
Morris	0	0	0	0				0	2	
TEAM	2	0	2	0	1/	1	2/	2	0	21
OPPONENTS	4	1	3	0	4/	4	0/	1	0	28

2-Pt Conv: Morris, TM 1-1, OPP 0-0  
 SACKS: OPP 5  
 FUM/LOST: Brady 1/0, Chung 1/0,  
 Woodhead(LG) 1/0, Woodhead(TM) 1/0

* RUSHING	No.	Yds	Avg	Long	TD
Woodhead LG	14	46	3.3	8	0
Woodhead TM	14	46	3.3	8	0
Green-Ellis	9	43	4.8	10	0
Edelman	1	11	11.0	11	0
Tate	1	11	11.0	11	0
Brady	2	2	1.0	3	0
Chung	1	0	0.0	0	0
TEAM	28	113	4.0	11	0
OPPONENTS	29	120	4.1	20	1

* RECEIVING	No.	Yds	Avg	Long	TD
Welker	7	57	8.1	13	0
Woodhead LG	6	52	8.7	19	0
Woodhead TM	6	52	8.7	19	0
Branch LG	5	59	11.8	16	1
Branch TM	5	59	11.8	16	1
Gronkowski	4	65	16.3	37	0
Crumpler	3	39	13.0	28	1
Green-Ellis	2	11	5.5	7	0
Edelman	1	12	12.0	12	0
Hernandez	1	4	4.0	4	0
TEAM	29	299	10.3	37	2
OPPONENTS	16	194	12.1	58	3

* INTERCEPTIONS	No.	Yds	Avg	Long	TD
TEAM	0	0	---	---	0
OPPONENTS	1	58	58.0	58	0

* PUNTING	No.	Yds	Avg	Net	TB	In	Lg	B
Mesko	4	188	47.0	41.0	1	0	55	0
TEAM	4	188	47.0	41.0	1	0	55	0
OPPONENTS	6	216	36.0	22.3	2	1	45	0

* PUNT RETURNS	Ret	FC	Yds	Avg	Long	TD
Edelman	2	0	42	21.0	41	0
Welker	0	1	0	---	---	0
TEAM	2	1	42	21.0	41	0
OPPONENTS	2	0	4	2.0	5	0

* KICKOFF RETURNS	No.	Yds	Avg	Long	TD
Tate	5	108	21.6	33	0
TEAM	5	108	21.6	33	0
OPPONENTS	4	103	25.8	37	0

* FIELD GOALS	1-19	20-29	30-39	40-49	50+
Graham LG	0/	0/	0/	2/	2/
Graham TM	0/	0/	0/	2/	2/
TEAM	0/	0/	0/	2/	2/
OPPONENTS	0/	0/	0/	1/	0/

Graham: (34G,35G)  
 TM: (34G,35G)  
 OPP: (30N)

* PASSING	Att	Cmp	Yds	Cmp%	Yds/Att	TD	TD%	Int	Int%	Long	Sack/Lost	Rating
Brady	45	29	299	64.4	6.64	2	4.4	1	2.2	37	5/	40 89.0
TEAM	45	29	299	64.4	6.64	2	4.4	1	2.2	37	5/	40 89.0
OPPONENTS	25	16	194	64.0	7.76	3	12.0	0	0.0	58	0/	0 127.3



# 2010 POSTSEASON DEFENSIVE STATISTICS

Tackle Statistics based on Coaches Film Review

PLAYER	TACKLES			SACKS			INTERCEPTIONS				FUMBLES				SP. TEAMS				
Name	TT	UT	A	S/	Yds	QH	Int/	Yds	TD	PD	FF	FR/	Yds	TD	TT	UT	A	FF	FR
Jerod Mayo	6	3	3	0.0	0.0	0	0	0	0	0	0	0	0	0	0	0	0	0	0
Vince Wilfork	5	5	0	0.0	0.0	0	0	0	0	0	0	0	0	0	0	0	0	0	0
Patrick Chung	4	4	0	0.0	0.0	0	0	0	0	0	0	0	0	0	0	0	0	0	0
Gary Guyton	4	4	0	0.0	0.0	0	0	0	0	0	0	0	0	0	0	0	0	0	0
Brandon Deaderick	4	4	0	0.0	0.0	0	0	0	0	0	0	0	0	0	0	0	0	0	0
Brandon Meriweather	4	3	1	0.0	0.0	0	0	0	0	0	0	0	0	0	0	0	0	0	0
Rob Ninkovich	4	2	2	0.0	0.0	0	0	0	0	2	0	0	0	0	0	0	0	0	0
Devin McCourty	2	2	0	0.0	0.0	0	0	0	0	0	0	0	0	0	1	1	0	0	0
Eric Moore	2	2	0	0.0	0.0	0	0	0	0	0	0	0	0	0	0	0	0	0	0
Kyle Arrington	2	2	0	0.0	0.0	0	0	0	0	0	0	0	0	0	0	0	0	0	0
Dane Fletcher	2	1	1	0.0	0.0	0	0	0	0	0	0	0	0	0	0	0	0	0	0
Jermaine Cunningham	2	1	1	0.0	0.0	0	0	0	0	0	0	0	0	0	0	0	0	0	0
James Sanders	2	1	1	0.0	0.0	0	0	0	0	0	0	0	0	0	0	0	0	0	0
Darius Butler	1	1	0	0.0	0.0	0	0	0	0	0	0	0	0	0	0	0	0	0	0
Gerard Warren	1	1	0	0.0	0.0	0	0	0	0	0	0	0	0	0	0	0	0	0	0
Tully Banta-Cain	1	1	0	0.0	0.0	0	0	0	0	0	0	0	0	0	0	0	0	0	0
Brandon Spikes	1	1	0	0.0	0.0	0	0	0	0	0	0	0	0	0	0	0	0	0	0
Kyle Love	1	0	1	0.0	0.0	0	0	0	0	0	0	0	0	0	0	0	0	0	0
Sergio Brown	0	0	0	0.0	0.0	0	0	0	0	0	0	0	0	0	1	1	0	0	0
Tracy White	0	0	0	0.0	0.0	0	0	0	0	0	0	0	0	0	1	1	0	0	0
Matthew Slater	0	0	0	0.0	0.0	0	0	0	0	0	0	0	0	0	1	1	0	0	0
Shayne Graham	0	0	0	0.0	0.0	0	0	0	0	0	0	0	0	0	1	1	0	0	0
Jarrad Page	0	0	0	0.0	0.0	0	0	0	0	0	0	0	0	0	1	1	0	0	0
	48	38	10	0.0	0.0	0	0	0	0	2	0	0	0	0	6	6	0	0	0

FUMBLES - LOST (3-0)				
	Own			
	Nb.	Lost	Rec	O.B.
Patrick Chung	1	0	1	0
Tom Brady	1	0	0	0
Danny Woodhead	1	0	0	0
BenJarvus Green-Ellis	0	0	1	0
Logan Mankins	0	0	1	0
	3	0	3	0

MISC. OFFENSIVE STATS				
	Tkl	Ast	FF	FR
Alge Crumpler	1	0	0	0
	1	0	0	0

KEY	
TT-Total Tackles	Int/Yds-Interceptions/Yards Returned
UT-Unassisted Tackles	PD-Passes Defensed
A-Assisted Tackles	FF-Forced Fumbles

BLOCKED KICKS		
	XP	FG
	0	0
Totals	0	0



# 2011 New England Patriots Roster

AS OF AUGUST 5, 2011

## ALPHABETICAL ROSTER

#	NAME	POS	HT	WT	BORN	YR	COLLEGE	H.S. HOMETOWN
95	Anderson, Mark	DE	6-4	255	5/26/1983	6	Alabama	Tulsa, Okla.
27	Arrington, Kyle	CB	5-10	196	8/12/1986	3	Hofstra	Accokeek, Md.
68	Austin, Thomas	OL	6-4	310	11/14/1986	1	Clemson	Camden, S.C.
16	Barnes, Tyree	WR	6-0	196	4/15/1986	1	Navy	Hampton, Va.
45	Barrett, Josh	S	6-2	225	11/22/1984	4	Arizona State	Reno, Nev.
23	Bodden, Leigh	CB	6-1	193	9/24/1981	9	Duquesne	Hyattsville, Md.
97	Brace, Ron	DL	6-3	330	12/18/1986	3	Boston College	Worcester, Mass.
12	Brady, Tom	QB	6-4	225	8/3/1977	12	Michigan	San Mateo, Calif.
84	Branch, Deion	WR	5-9	195	7/18/1979	10	Louisville	Albany, Ga.
38	Brown, Sergio	S	6-2	210	5/22/1988	2	Notre Dame	Maywood, Ill.
86	Butler, Carson	TE	6-4	260	8/21/1987	1	Michigan	Detroit, Mich.
28	Butler, Darius	CB	5-10	190	3/18/1986	3	Connecticut	Ft. Lauderdale, Fla.
61 w	Cannon, Marcus	OL	6-5	358	5/6/1988	R	Texas Christian	Odessa, Texas
49	Carter, Markell	LB	6-4	248	12/21/1989	R	Central Arkansas	Bartlesville, Okla.
25	Chung, Patrick	S	5-11	212	8/19/1987	3	Oregon	Rancho Cucamonga, Calif.
65 b	Cohen, Landon	DL	6-3	300	8/3/1986	4	Ohio	Spartanburg, S.C.
74 w	Compas, Jonathan	OL	6-3	300	1/9/1986	2	UC-Davis	Orange, Calif.
63	Connolly, Dan	OL	6-4	313	9/2/1982	6	Southeast Missouri St.	St. Louis, Mo.
47	Cox, Christian	LB	6-3	250	12/11/1985	R	Utah	Bountiful, Utah
96	Cunningham, Jermaine	LB	6-3	260	4/24/1988	2	Florida	Stone Mountain, Ga.
71 b	Deaderick, Brandon	DL	6-4	305	8/19/1987	2	Alabama	Elizabethtown, Ky.
21	Dowling, Ras-I	CB	6-1	198	5/9/1988	R	Virginia	Chesapeake, Va.
11	Edelman, Julian	WR	5-10	198	5/22/1986	3	Kent State	Redwood City, Calif.
13	Farnham, Buddy	WR	6-0	185	5/22/1987	1	Brown	Andover, Mass.
33	Faulk, Kevin	RB	5-8	202	6/5/1976	13	Louisiana State	Carencro, La.
52	Fletcher, Dane	LB	6-2	244	9/14/1986	2	Montana State	Bozeman, Montana
3	Gostkowski, Stephen	K	6-1	215	1/28/1984	6	Memphis	Madison, Miss.
42	Green-Ellis, BenJarvus	RB	5-11	215	7/2/1985	4	Mississippi	New Orleans, La.
87	Gronkowski, Rob	TE	6-6	265	5/14/1989	2	Arizona	Pittsburgh, Pa.
59	Guyton, Gary	LB	6-3	245	11/14/1985	4	Georgia Tech	Hinesville, Ga.
92	Haynesworth, Albert	DL	6-6	335	6/17/1981	10	Tennessee	Hartsville, S.C.
81	Hernandez, Aaron	TE	6-1	245	11/6/1989	2	Florida	Bristol, Conn.
71 w	Hix, Kyle	OL	6-7	325	9/23/1988	R	Texas	Aledo, Tex.
8	Hoyer, Brian	QB	6-2	215	10/13/1985	3	Michigan State	North Olmsted, Ohio
10	Jenkins, Darnell	WR	5-10	191	12/31/1982	1	Miami (Fla.)	Miami, Fla.
48 w	Katula, Matt	LS	6-6	265	8/22/1982	7	Wisconsin	Waukesha, Wi.
44	Kettani, Eric	RB	5-11	235	3/26/1987	1	Navy	Kirtland, Ohio
2	Koepplin, Chris	K	6-3	210	10/11/1985	R	Massachusetts	King Park, N.Y.
67	Koppen, Dan	C	6-2	296	9/12/1979	9	Boston College	Whitehall, Pa.
60 b	Lavarias, Aaron	DL	6-3	248	4/27/1988	R	Idaho	Woodinville, Wash.
64	LeVoir, Mark	T	6-7	310	7/29/1982	5	Notre Dame	Eden Prairie, Minn.
72	Light, Matt	T	6-4	305	6/23/1978	11	Purdue	Greenville, Ohio
26	Lockett, Bret	DB	6-1	220	10/7/1986	3	UCLA	Diamond Bar, Calif.
74 b	Love, Kyle	DL	6-1	310	11/18/1986	2	Mississippi State	Fairburn, Ga.
15	Mallett, Ryan	QB	6-6	238	6/5/1988	R	Arkansas	Texarkana, Texas
65 w	Maneri, Steve	T	6-6	290	3/20/1988	1	Temple	Saddle Brook, N.J.
70	Mankins, Logan	G	6-4	310	3/10/1982	7	Fresno State	Catheys Valley, Calif.
51	Mayo, Jerod	LB	6-1	245	2/23/1986	4	Tennessee	Hampton, Va.
32	McCourty, Devin	CB	5-10	193	8/13/1987	2	Rutgers	Montvale, N.J.
30	McGowan, Brandon	S	5-11	210	9/26/1983	7	Maine	Jersey City, N.J.
37	Medlin, Richard	RB	5-11	200	3/4/1987	R	Fayetteville	Raleigh, N.C.
31	Meriweather, Brandon	S	5-11	200	1/14/1984	5	Miami (Fla.)	Apopka, Fla.
14	Mesko, Zoltan	P	6-5	231	3/16/1986	2	Michigan	Twinsburg, Ohio
98	Moore, Eric	DL	6-4	268	2/28/1981	6	Florida State	Pahokee, Fla.
66 w	Morris, Chris	OL	6-4	305	2/22/1983	6	Michigan State	Temperance, Mich.
34	Morris, Sammy	RB	6-0	220	3/23/1977	12	Texas Tech	San Antonio, Texas
53	Murrell, Marques	LB	6-2	250	3/20/1985	5	Appalachian State	Fayetteville, N.C.
50	Ninkovich, Rob	LB	6-2	255	2/1/1984	6	Purdue	Blue Island, Ill.
61 b	Nurse, Clay	DE	6-3	260	8/1/1988	R	Illinois	Beltsville, Md.
85	Ochocinco, Chad	WR	6-1	192	1/9/1978	11	Oregon State	Miami, Fla.
60 w	Ohrnberger, Rich	OL	6-2	300	2/14/1986	3	Penn State	East Meadow, N.Y.
17	Price, Taylor	WR	6-0	205	10/8/1987	2	Ohio	Hilliard, Ohio
91	Pryor, Myron	DL	6-1	310	6/13/1986	3	Kentucky	Louisville, Ky.
90	Richard, Darryl	DL	6-4	295	6/17/1986	2	Georgia Tech	Destrehan, La.
22	Ridley, Stevan	RB	5-11	225	1/27/1989	R	LSU	Natchez, Miss.
82	Ross, Jeremy	WR	5-11	213	3/16/1988	R	California	Sacramento, Calif.
36	Sanders, James	S	5-10	210	11/11/1983	7	Fresno State	Porterville, Calif.
69 b	Silvestro, Alex	DE	6-3	267	11/15/1988	R	Rutgers	Gibbstown, N.J.
18	Slater, Matthew	WR	6-0	200	9/9/1985	4	UCLA	Anaheim, Calif.
80	Smith, Lee	TE	6-6	269	11/21/1987	R	Marshall	Powell, Tenn.
77	Solder, Nate	T	6-8	319	4/12/1988	R	Colorado	Buena Vista, Co.
55	Spikes, Brandon	LB	6-2	250	9/3/1987	2	Florida	Shelby, N.C.
48 b	Tarpinian, Jeff	LB	6-3	238	10/16/1987	R	Iowa	Omaha, Ne.
19	Tate, Brandon	WR	6-1	195	10/5/1987	3	North Carolina	Burlington, N.C.
43	Turner, Thad	CB	5-11	188	4/30/1987	1	Ohio	Marietta, Ga.
35	Ventrone, Ross	S	5-8	190	9/27/1986	4	Villanova	Pittsburgh, Pa.
29	Vereen, Shane	RB	5-9	205	5/2/1989	R	California	Valencia, Calif.
76	Vollmer, Sebastian	OL	6-8	315	7/10/1984	3	Houston	Kaarst, Germany
83	Welker, Wes	WR	5-9	185	5/1/1981	8	Texas Tech	Oklahoma City, Okla.
62	Wendell, Ryan	C	6-2	290	3/4/1986	3	Fresno State	Diamond Bar, Calif.
66 b	Weston, Kade	DL	6-5	315	11/29/1986	2	Georgia	Red Bank, N.J.
58	White, Tracy	LB	6-0	230	4/14/1981	9	Howard	St. Stephen, S.C.
75	Wilfork, Vince	NT	6-2	325	11/4/1981	8	Miami (Fla.)	Boynton Beach, Fla.
24	Wilhite, Jonathan	CB	5-11	185	2/23/1984	4	Auburn	Monroe, La.
41	Williams, Malcolm	DB	5-11	200	11/22/1987	R	Texas Christian	Grand Prairie, Texas
93	Williams, Steve	DL	6-2	300	9/21/1981	2	NW Missouri State	Oak Park, IL
39	Woodhead, Danny	RB	5-8	195	1/25/1985	4	Chadron State	North Platte, Ne.
69 w	Woods, Corey	OL	6-5	300	7/19/1988	R	Akron	Reading, Pa.
99	Wright, Mike	DL	6-4	295	3/1/1982	7	Cincinnati	Cincinnati, Ohio
88	Yeatman, Will	TE	6-5	268	4/10/1988	R	Maryland	San Diego, Calif.

## NUMERICAL ROSTER

#	NAME	POS
2	Chris Koepplin	K
3	Stephen Gostkowski	K
8	Brian Hoyer	QB
10	Darnell Jenkins	WR
11	Julian Edelman	WR
12	Tom Brady	QB
13	Buddy Farnham	WR
14	Zoltan Mesko	P
15	Ryan Mallett	QB
16	Tyree Barnes	WR
17	Taylor Price	WR
18	Matthew Slater	WR
19	Brandon Tate	WR
21	Ras-I Dowling	CB
22	Stevan Ridley	RB
23	Leigh Bodden	CB
24	Jonathan Wilhite	CB
25	Patrick Chung	S
26	Bret Lockett	DB
27	Kyle Arrington	CB
28	Darius Butler	CB
29	Shane Vereen	RB
30	Brandon McGowan	S
31	Brandon Meriweather	S
32	Devin McCourty	CB
33	Kevin Faulk	RB
34	Sammy Morris	RB
35	Ross Ventrone	S
36	James Sanders	S
37	Richard Medlin	RB
38	Sergio Brown	S
39	Danny Woodhead	RB
41	Malcolm Williams	DB
42	BenJarvus Green-Ellis	RB
43	Thad Turner	CB
44	Eric Kettani	RB
45	Josh Barrett	S
47	Christian Cox	LB
48 w	Matt Katula	LS
48 b	Jeff Tarpinian	LB
49	Markell, Carter	LB
50	Rob Ninkovich	LB
51	Jerod Mayo	LB
52	Dane Fletcher	LB
53	Marques Murrell	LB
55	Brandon Spikes	LB
58	Tracy White	LB
59	Gary Guyton	LB
60 w	Rich Ohrnberger	OL
60 b	Aaron Lavarias	DL
61 w	Marcus Cannon	OL
61 b	Clay Nurse	DE
62	Ryan Wendell	C
63	Dan Connolly	OL
64	Mark LeVoir	T
65 w	Steve Maneri	T
65 b	Landon Cohen	DL
66 b	Kade Weston	DL
66 w	Chris Morris	OL
67	Dan Koppen	C
68	Thomas Austin	OL
69 b	Alex Silvestro	DE
69 w	Corey Woods	OL
70	Logan Mankins	G
71 b	Brandon Deaderick	DL
71 w	Kyle Hix	OL
72	Matt Light	T
74 w	Jonathan Compas	OL
74 b	Kyle Love	DL
75	Vince Wilfork	NT
76	Sebastian Vollmer	OL
77	Nate Solder	T
80	Lee Smith	TE
81	Aaron Hernandez	TE
82	Jeremy Ross	WR
83	Wes Welker	WR
84	Deion Branch	WR
85	Chad Ochocinco	WR
86	Carson Butler	TE
87	Rob Gronkowski	TE
88	Will Yeatman	TE
90	Darryl Richard	DL
91	Myron Pryor	DL
92	Albert Haynesworth	DL
93	Steve Williams	DL
95	Mark Anderson	DE
96	Jermaine Cunningham	LB
97	Ron Brace	DL
98	Eric Moore	DL
99	Mike Wright	DL

## MILITARY LIST

#	NAME	POS	HT	WT	BORN	YR	COLLEGE	H.S. HOMETOWN
15	White, Shun	WR	5-8	195	12/9/1985	1	Navy	Memphis, Tenn.

HEAD COACH: BILL BELICHICK

ASSISTANTS: Josh Boyer, Defensive Backs; Moses Cabrera, Assistant Strength and Conditioning; Ivan Fears, Running Backs; Brian Ferentz, Tight Ends; Brian Flores, Defensive Assistant Coach; George Godsey, Offensive Assistant Coach; Patrick Graham, Linebackers; Pepper Johnson, Defensive Line; Harold Nash, Strength and Conditioning; Bill O'Brien, Offensive Coordinator/Quarterbacks; Scott O'Brien, Special Teams; Chad O'Shea, Receivers; Matt Patricia, Safeties; Dante Scarnecchia, Assistant Head Coach/Offensive Line

## RESERVE/MILITARY LIST

#	NAME	POS
15	Shun White	WR



# 2011 Numerical Roster

August 5, 2011

2	Chris Koepplin	K	6-3	210	25	R	Massachusetts	FA-11
3	Stephen Gostkowski	K	6-1	215	27	6	Memphis	D4b-06
8	Brian Hoyer	QB	6-2	215	25	3	Michigan State	FA-09
10	Darnell Jenkins	WR	5-10	191	28	1	Miami (Fla.)	FA-09
11	Julian Edelman	WR	5-10	198	25	3	Kent State	D7a-09
12	Tom Brady	QB	6-4	225	34	12	Michigan	D6b-00
13	Buddy Farnham	WR	6-0	185	24	1	Brown	FA-10
14	Zoltan Mesko	P	6-5	231	25	2	Michigan	D5-10
15	Ryan Mallett	QB	6-6	238	23	R	Arkansas	D3b-11
16	Tyree Barnes	WR	6-0	196	25	1	Navy	FA-09
17	Taylor Price	WR	6-0	205	23	2	Ohio	D3-10
18	Matthew Slater	WR	6-0	200	25	4	UCLA	D5-08
19	Brandon Tate	WR	6-1	195	23	3	North Carolina	D3a-09
21	Ras-I Dowling	CB	6-1	198	23	R	Virginia	D2a-11
22	Stevan Ridley	RB	5-11	225	22	R	Louisiana State	D3a-11
23	Leigh Bodden	CB	6-1	193	29	9	Duquesne	FA(DET)-09
24	Jonathan Wilhite	CB	5-11	185	27	4	Auburn	D4-08
25	Patrick Chung	S	5-11	212	23	3	Oregon	D2a-09
26	Bret Lockett	DB	6-1	220	24	3	UCLA	CW(CLE)-09
27	Kyle Arrington	CB	5-10	196	24	3	Hofstra	FA-09
28	Darius Butler	CB	5-10	190	25	3	Connecticut	D2c-09
29	Shane Vereen	RB	5-9	205	22	R	California	D2b-11
30	Brandon McGowan	S	5-11	210	27	7	Maine	UFA(CHI)-09
31	Brandon Meriweather	S	5-11	200	27	5	Miami (Fla.)	D1-07
32	Devin McCourty	CB	5-10	193	23	2	Rutgers	D1-10
33	Kevin Faulk	RB	5-8	202	35	13	Louisiana State	D2-99
34	Sammy Morris	RB	6-0	220	34	12	Texas Tech	UFA(MIA)-07
35	Ross Ventrone	S	5-8	190	24	1	Villanova	FA-10
36	James Sanders	S	5-10	210	27	7	Fresno State	D4-05
37	Richard Medlin	RB	5-11	200	24	R	Fayetteville	FA-11
38	Sergio Brown	S	6-2	210	23	2	Notre Dame	FA-10
39	Danny Woodhead	RB	5-8	195	26	4	Chadron State	FA-10
41	Malcolm Williams	DB	5-11	200	23	R	Texas Christian	D7-11
42	BenJarvus Green-Ellis	RB	5-11	215	26	4	Mississippi	FA-08
43	Thad Turner	CB	5-11	188	24	1	Ohio	FA-10
44	Eric Kettani	RB	5-11	235	24	1	Navy	FA-09
45	Josh Barrett	S	6-2	225	26	4	Arizona State	CW(DEN)-10
47	Christian Cox	LB	6-3	250	25	R	Utah	FA-11
48 w	Matt Katula	LS	6-6	265	28	7	Wisconsin	FA-10
48 b	Jeff Tarpinian	LB	6-3	238	23	R	Iowa	FA-11
49	Markell Carter	LB	6-4	248	21	R	Central Arkansas	D6-11
50	Rob Ninkovich	LB	6-2	255	27	6	Purdue	FA-09
51	Jerod Mayo	LB	6-1	245	25	4	Tennessee	D1-08
52	Dane Fletcher	LB	6-2	244	24	2	Montana State	FA-10
53	Marques Murrell	LB	6-2	250	26	5	Appalachian State	FA-10
55	Brandon Spikes	LB	6-2	250	23	2	Florida	D2c-10
58	Tracy White	LB	6-0	230	30	9	Howard	TR(PHI)-10
59	Gary Guyton	LB	6-3	245	25	4	Georgia Tech	FA-08
60 w	Rich Ohrnberger	OL	6-2	300	25	3	Penn State	D4-09
60 b	Aaron Lavarias	DL	6-3	248	23	R	Idaho	FA-11
61 w	Marcus Cannon	OL	6-5	358	23	R	Texas Christian	D5a-11
61 b	Clay Nurse	DE	6-3	260	23	R	Illinois	FA-11
62	Ryan Wendell	C	6-2	290	24	3	Fresno State	FA-08
63	Dan Connolly	OL	6-4	313	28	6	Southeast Missouri St.	FA(JAX)-08
64	Mark LeVoir	T	6-7	310	29	5	Notre Dame	CW(STL)-08
65 w	Steve Maneri	T	6-6	290	23	1	Temple	FA-11
65 b	Landon Cohen	DL	6-3	300	25	4	Ohio	FA-10
66 w	Chris Morris	OL	6-4	305	28	6	Michigan State	FA-11
66 b	Kade Weston	DL	6-5	315	24	2	Georgia	D7c-10
67	Dan Koppen	C	6-2	296	31	9	Boston College	D5-03
68	Thomas Austin	OL	6-4	310	24	1	Clemson	FA-11
69 b	Alex Silvestro	DE	6-3	267	22	R	Rutgers	FA-11
69 w	Corey Woods	OL	6-5	300	23	R	Akron	FA-11
70	Logan Mankins	G	6-4	310	29	7	Fresno State	D1-05
71 b	Brandon Deaderick	DL	6-4	305	23	2	Alabama	D7b-10
71 w	Kyle Hix	OL	6-7	325	22	R	Texas	FA-11
72	Matt Light	T	6-4	305	33	11	Purdue	D2-01
74 w	Jonathan Compas	OL	6-3	300	25	2	UC-Davis	FA-11
74 b	Kyle Love	DL	6-1	310	24	2	Mississippi State	FA-10
75	Vince Wilfork	NT	6-2	325	29	8	Miami (Fla.)	D1a-04
76	Sebastian Vollmer	OL	6-8	315	27	3	Houston	D2d-09
77	Nate Solder	T	6-8	319	23	R	Colorado	D1-11
80	Lee Smith	TE	6-6	269	23	R	Marshall	D5b-11
81	Aaron Hernandez	TE	6-1	245	21	2	Florida	D4-10
82	Jeremy Ross	WR	5-11	213	23	R	California	FA-11
83	Wes Welker	WR	5-9	185	30	8	Texas Tech	TR(MIA)-07
84	Deion Branch	WR	5-9	195	32	10	Louisville	TR(SEA)-10
85	Chad Ochocinco	WR	6-1	192	33	11	Oregon State	TR(CIN)-11
86	Carson Butler	TE	6-4	260	23	1	Michigan	FA-10
87	Rob Gronkowski	TE	6-6	265	22	2	Arizona	D2a-10
88	Will Yeatman	TE	6-5	268	23	R	Maryland	FA-11
90	Darryl Richard	DL	6-4	295	25	2	Georgia Tech	D7b-09
91	Myron Pryor	DL	6-1	310	25	3	Kentucky	D6b-09
92	Albert Haynesworth	DL	6-6	350	30	10	Tennessee	TR(WAS)-11
93	Steve Williams	DL	6-2	300	29	2	NW Missouri State	FA-11
95	Mark Anderson	DE	6-4	255	28	6	Alabama	FA-11
96	Jermaine Cunningham	LB	6-3	260	23	2	Florida	D2b-10
97	Ron Brace	DL	6-3	330	24	3	Boston College	D2b-09
98	Eric Moore	DL	6-4	268	30	6	Florida State	FA-10
99	Mike Wright	DL	6-4	295	29	7	Cincinnati	FA-05

RESERVE/MILITARY LIST

#	NAME	POS	HT	WT	AGE	YR	COLLEGE	DATE
15	Shun White	WR	5-8	195	25	1	Navy	August, 17





# 2011 Positional Roster

August 5, 2011								
DEFENSE (43)								
#	NAME	POS	HT	WT	BORN	YR	COLLEGE	H.S. HOMETOWN
DEFENSIVE LINE (16)								
95	Anderson, Mark	DE	6-4	255	3/26/1983	6	Alabama	Tulsa, Okla.
97	Brace, Ron	DL	6-3	330	12/18/1986	3	Boston College	Worcester, Mass.
65 b	Cohen, Landon	DL	6-3	300	8/3/1986	4	Ohio	Spartanburg, S.C.
71 b	Deaderick, Brandon	DL	6-4	305	8/19/1987	2	Alabama	Elizabethtown, Ky.
92	Haynesworth, Albert	DL	6-6	350	6/17/1981	10	Tennessee	Hartsville, S.C.
60 b	Lavarias, Aaron	DL	6-3	248	4/27/1988	R	Idaho	Woodinville, Wash.
74 b	Love, Kyle	DL	6-1	310	11/18/1986	2	Mississippi State	Fairburn, Ga.
98	Moore, Eric	DL	6-4	268	2/28/1981	6	Florida State	Pahokee, Fla.
61 b	Nurse, Clay	DE	6-3	260	8/1/1988	R	Illinois	Beltsville, Md.
91	Pryor, Myron	DL	6-1	310	6/13/1986	3	Kentucky	Louisville, Ky.
90	Richard, Darryl	DL	6-4	295	6/17/1986	2	Georgia Tech	Destrehan, La.
69 b	Silvestro, Alex	DE	6-3	267	11/15/1988	R	Rutgers	Gibbstown, N.J.
66 b	Weston, Kade	DL	6-5	315	11/29/1986	2	Georgia	Red Bank, N.J.
75	Wilfork, Vince	NT	6-2	325	11/4/1981	8	Miami (Fla.)	Boynton Beach, Fla.
93	Williams, Steve	DL	6-2	300	9/21/1981	2	NW Missouri State	Oak Park, IL
99	Wright, Mike	DL	6-4	295	3/1/1982	7	Cincinnati	Cincinnati, Ohio
LINEBACKER (11)								
49	Carter, Markell	LB	6-4	248	12/21/1989	R	Central Arkansas	Bartlesville, Okla.
47	Cox, Christian	LB	6-3	250	12/11/1985	R	Utah	Bountiful, Utah
96	Cunningham, Jermaine	LB	6-3	260	4/24/1988	2	Florida	Stone Mountain, Ga.
52	Fletcher, Dane	LB	6-2	244	9/14/1986	2	Montana State	Bozeman, Montana
59	Guyton, Gary	LB	6-3	245	11/14/1985	4	Georgia Tech	Hinesville, Ga.
51	Mayo, Jerod	LB	6-1	245	2/23/1986	4	Tennessee	Hampton, Va.
53	Murrell, Marques	LB	6-2	250	3/20/1985	5	Appalachian State	Fayetteville, N.C.
50	Ninkovich, Rob	LB	6-2	255	2/1/1984	6	Purdue	Blue Island, Ill.
55	Spikes, Brandon	LB	6-2	250	9/3/1987	2	Florida	Shelby, N.C.
48 b	Tarpinian, Jeff	LB	6-3	238	10/16/1987	R	Iowa	Omaha, Ne.
58	White, Tracy	LB	6-0	230	4/14/1981	9	Howard	St. Stephen, S.C.
DEFENSIVE BACK (16)								
27	Arrington, Kyle	CB	5-10	196	8/12/1986	3	Hofstra	Accokeek, Md.
45	Barrett, Josh	S	6-2	225	11/22/1984	4	Arizona State	Reno, Nev.
23	Bodden, Leigh	CB	6-1	193	9/24/1981	9	Duquesne	Hyattsville, Md.
38	Brown, Sergio	S	6-2	210	5/22/1988	2	Notre Dame	Maywood, Ill.
28	Butler, Darius	CB	5-10	190	3/18/1986	3	Connecticut	Ft. Lauderdale, Fla.
25	Chung, Patrick	S	5-11	212	8/19/1987	3	Oregon	Rancho Cucamonga, Calif.
21	Dowling, Ros-1	CB	6-1	198	5/9/1988	R	Virginia	Chesapeake, Va.
26	Lockett, Bret	DB	6-1	220	10/7/1986	3	UCLA	Diamond Bar, Calif.
32	McCourt, Devin	CB	5-10	193	8/13/1987	2	Rutgers	Montvale, N.J.
30	McGowan, Brandon	S	5-11	210	9/26/1983	7	Maine	Jersey City, N.J.
31	Meriweather, Brandon	S	5-11	200	1/14/1984	5	Miami (Fla.)	Apopka, Fla.
36	Sanders, James	S	5-10	210	11/11/1983	7	Fresno State	Porterville, Calif.
43	Turner, Thad	CB	5-11	188	4/30/1987	1	Ohio	Marietta, Ga.
35	Ventrone, Ross	S	5-8	190	9/27/1986	1	Villanova	Pittsburgh, Pa.
24	Willhite, Jonathan	CB	5-11	185	2/23/1984	4	Auburn	Monroe, La.
41	Williams, Malcolm	DB	5-11	200	11/22/1987	R	Texas Christian	Grand Prairie, Texas
OFFENSE (43)								
#	NAME	POS	HT	WT	BORN	YR	COLLEGE	H.S. HOMETOWN
OFFENSIVE LINE (16)								
68	Austin, Thomas	OL	6-4	310	11/14/1986	1	Clemson	Camden, S.C.
61 w	Cannon, Marcus	OL	6-5	358	5/6/1988	R	Texas Christian	Odessa, Texas
74 w	Compas, Jonathan	OL	6-3	300	1/9/1986	2	UC-Davis	Orange, Calif.
63	Connolly, Dan	OL	6-4	313	9/2/1982	6	Southeast Missouri St.	St. Louis, Mo.
71 w	Hix, Kyle	OL	6-7	325	9/23/1988	R	Texas	Aledo, Texas
67	Koppen, Dan	C	6-2	296	9/12/1979	9	Boston College	Whitehall, Pa.
64	LeVoi, Mark	T	6-7	310	7/29/1982	5	Notre Dame	Eden Prairie, Minn.
72	Light, Matt	T	6-4	305	6/23/1978	11	Purdue	Greenville, Ohio
65 w	Maneri, Steve	T	6-6	290	3/20/1988	1	Temple	Saddle Brook, N.J.
70	Mankins, Logan	G	6-4	310	3/10/1982	7	Fresno State	Cathays Valley, Calif.
66 w	Morris, Chris	OL	6-4	305	2/22/1983	6	Michigan State	Temperance, Mich.
60 w	Ohrnberger, Rich	OL	6-2	300	2/14/1986	3	Penn State	East Meadow, N.Y.
77	Solder, Nate	T	6-8	319	4/12/1988	R	Colorado	Buena Vista, N.Y.
76	Vollmer, Sebastian	OL	6-8	315	7/10/1984	3	Houston	Kaarst, Germany
69 w	Woods, Corey	OL	6-5	300	7/19/1988	R	Akron	Reading, Pa.
62	Wendell, Ryan	C	6-2	290	3/4/1986	3	Fresno State	Diamond Bar, Calif.
QUARTERBACK (3)								
12	Brady, Tom	QB	6-4	225	8/3/1977	12	Michigan	San Mateo, Calif.
8	Hoyer, Brian	QB	6-2	215	10/13/1985	3	Michigan State	North Olmsted, Ohio
15	Mallett, Ryan	QB	6-6	238	6/5/1988	R	Arkansas	Texarkana, Texas
WIDE RECEIVER (11)								
16	Barnes, Tyree	WR	6-0	196	4/15/1986	1	Navy	Hampton, Va.
84	Branch, Deion	WR	5-9	195	7/18/1979	10	Louisville	Albany, Ga.
11	Edelman, Julian	WR	5-10	198	5/22/1986	3	Kent State	Redwood City, Calif.
13	Famham, Buddy	WR	6-0	185	5/22/1987	1	Brown	Andover, Mass.
10	Jenkins, Darnell	WR	5-10	191	12/31/1982	1	Miami (Fla.)	Miami, Fla.
17	Price, Taylor	WR	6-0	205	10/8/1987	2	Ohio	Hilliard, Ohio
85	Ochicini, Chad	WR	6-1	192	1/9/1978	11	Oregon State	Miami, Fla.
82	Ross, Jeremy	WR	5-11	213	3/16/1988	R	California	Sacramento, Calif.
18	Slater, Matthew	WR	6-0	200	9/9/1985	4	UCLA	Anaheim, Calif.
19	Tate, Brandon	WR	6-1	195	10/5/1987	3	North Carolina	Burlington, N.C.
83	Welker, Wes	WR	5-9	185	5/1/1981	8	Texas Tech	Oklahoma City, Okla.
RUNNING BACK (8)								
33	Faulk, Kevin	RB	5-8	202	6/5/1976	13	Louisiana State	Carencro, La.
42	Green-Ellis, BenJarvus	RB	5-11	215	7/2/1985	4	Mississippi	New Orleans, La.
44	Kettani, Eric	RB	5-11	235	3/26/1987	1	Navy	Kirtland, Ohio
37	Medlin, Richard	RB	5-11	200	3/4/1987	R	Fayetteville	Raleigh, N.C.
34	Morris, Sammy	RB	6-0	220	3/23/1977	12	Texas Tech	San Antonio, Texas
22	Ridley, Stevan	RB	5-11	225	1/27/1989	R	Louisiana State	Natchez, Miss.
29	Vereen, Shane	RB	5-9	205	5/2/1989	R	California	Valencia, Calif.
39	Woodhead, Danny	RB	5-8	195	1/25/1985	4	Chadron State	North Platte, Ne.
TIGHT END (5)								
86	Butler, Carson	TE	6-4	260	8/21/1987	1	Michigan	Detroit, Mich.
87	Gronkowski, Rob	TE	6-6	265	5/14/1989	2	Arizona	Pittsburgh, Pa.
81	Hernandez, Aaron	TE	6-1	245	11/6/1989	2	Florida	Bristol, Conn.
80	Smith, Lee	TE	6-6	269	11/21/1987	R	Marshall	Powell, Tenn.
88	Yeatman, Will	TE	6-5	268	4/10/1988	R	Maryland	San Diego, Calif.
SPECIALISTS (4)								
#	NAME	POS	HT	WT	BORN	YR	COLLEGE	H.S. HOMETOWN
SPECIALISTS (4)								
3	Gostkowski, Stephen	K	6-1	215	1/28/1984	6	Memphis	Madison, Miss.
48 w	Katula, Matt	LS	6-6	265	8/22/1982	7	Wisconsin	Waukesha, Wi.
2	Koeplin, Chris	K	6-3	210	10/11/1985	R	Massachusetts	King Park, N.Y.
14	Mesko, Zoltan	P	6-5	231	3/16/1986	2	Michigan	Twinsburg, Ohio
RESERVE/MILITARY (1)								
#	NAME	POS	HT	WT	BORN	YR	COLLEGE	H.S. HOMETOWN
RESERVE/MILITARY (1)								
15	White, Shun	WR	5-8	195	12/9/1985	1	Navy	Memphis, Tenn.



# How The Patriots Were Built

UPDATED: August 5, 2011

<u>YEAR</u>	<u>DRAFTED (39)</u>	<u>VETERAN FREE AGENTS (14)</u>	<u>WAIVERS (3) / TRADES (5)</u>	<u>ROOKIE AND FIRST-YEAR FREE AGENTS (29)</u>
<b>1999</b>	Kevin Faulk (2)			
<b>2000</b>	Tom Brady (6b)			
<b>2001</b>	Matt Light (2)			
<b>2003</b>	Dan Koppen (5)			
<b>2004</b>	Vince Wilfork (1a)			
<b>2005</b>	Logan Mankins (1) James Sanders (4)			Mike Wright (fa)
<b>2006</b>	Stephen Gostkowski (4b)			
<b>2007</b>	Brandon Meriweather (1)	Sammy Morris (5)(MIA)	Wes Welker (fa)(tr-MIA)	
<b>2008</b>	Jerod Mayo (1) Jonathan Wilhite (4) Matthew Slater (5)	Dan Connolly (fa)(JAX)	Mark LeVoi (fa) CW (STL)	BenJarvus Green-Ellis (fa) Gary Guyton (fa)
<b>2009</b>	Patrick Chung (2a) Ron Brace (2b) Darius Butler (2c) Sebastian Vollmer (2d) Brandon Tate (3a) Rich Ohrnberger (4) Myron Pryor (6b) Julian Edelman (7a) Darryl Richard (7b)	Leigh Bodden (fa)(DET) Brandon McGowan (fa)(CHI) Rob Ninkovich (5)(NO)	Bret Lockett (fa) CW (CLE)	Kyle Arrington (fa) (PHI) Tyree Barnes (fa) Brian Hoyer (fa) Darnell Jenkins (fa) Eric Kettani (fa) Ryan Wendell (fa)
<b>2010</b>	Devin McCourty (1) Rob Gronkowski (2a) Jermaine Cunningham (2b) Brandon Spikes (2c) Taylor Price (3) Aaron Hernandez (4) Zoltan Mesko (5) Brandon Deaderick (7b) Kade Weston (7c)	Landon Cohen (7)(DET) Matt Katula (fa)(BAL) Eric Moore (fa)(CAR) Marques Murrell (fa)(PHI) Danny Woodhead (fa)(NYJ)	Josh Barrett (7) CW (DEN) Deion Branch (2) (tr-SEA) Tracy White (fa) (tr-PHI)	Thomas Austin (fa) Sergio Brown (fa) Carson Butler (fa) Buddy Farnham (fa) Dane Fletcher (fa) Kyle Love (fa) Steve Maneri (fa) Thad Turner (fa) Ross Ventrone (fa)
<b>2011</b>	Nate Solder (1) Ras-I Dowling (2a) Shane Vereen (2b) Stevan Ridley (3a) Ryan Mallett (3b) Marcus Cannon (5a) Lee Smith (5b) Markell Carter (6) Malcolm William (7)	Mark Anderson (5)(CHIC) Jonathan Compas (fa)(OAK) Chris Morris (7)(OAK) Steve Williams (fa)(KC)	Albert Haynesworth (1) (tr-WAS) Chad Ochocinco (2) (tr-CIN)	Christian Cox (fa) Kyle Hix (fa) Chris Koeplin (fa) Aaron Lavarias (fa) Richard Medlin (fa) Clay Nurse (fa) Jeremy Ross (fa) Alex Silvestro (fa) Jeff Tarpinian (fa) Corey Woods (fa) Will Yeatman (fa)

**NOTE:** Team in parenthesis is the player's prior team  
(#) – indicates round drafted  
(fa) – indicates non-drafted free agents

**RESERVE/MILITARY (1)**  
Shun White (fa)



# 2011 Transactions

UPDATED: August 5, 2011

## JANUARY, 2011

1/18/2011	Butler, Carson	Signed
1/18/2011	Crompton, Jonathan	Signed
1/18/2011	Farnham, Buddy	Signed
1/18/2011	Favorite, Marlon	Signed
1/18/2011	Jenkins, Darnell	Signed
1/18/2011	Turner, Thad	Signed
1/18/2011	Ventrone, Ross	Signed
1/19/2011	Austin, Thomas	Signed
1/19/2011	Maneri, Steve	Signed

## FEBRUARY, 2011

2/14/2011	Mankins, Logan	Designated Franchise Player
-----------	----------------	-----------------------------

## MARCH, 2011

3/2/2011	Neal, Setphen	Announced his retirement
3/3/2011	Arrington, Kyle	Tendered contract
3/3/2011	Green-Ellis, BenJarvus	Tendered contract
3/3/2011	Page, Jarrad	Tendered contract
3/4/2011	Stroud, Marcus	Signed

## APRIL, 2011

4/28/2011	Solder, Nate	Drafted
4/29/2011	Dowling, Ras-I	Drafted
4/29/2011	Vareen, Shane	Drafted
4/29/2011	Ridley, Stevan	Drafted
4/29/2011	Mallett, Ryan	Drafted
4/30/2011	Cannon, Marcus	Drafted
4/30/2011	Smith, Lee	Drafted
4/30/2011	Carter, Markell	Drafted
4/30/2011	Williams, Malcolm	Drafted

## JULY, 2011

7/27/2011	Berry, Mike	Signed
7/27/2011	Coulson, Ryan	Signed
7/27/2011	Hix, Kyle	Signed
7/27/2011	Koepplin, Kyle	Signed
7/27/2011	Lavarias, Aaron	Signed
7/27/2011	Leonard, Anthony	Signed
7/27/2011	Nurse, Clay	Signed
7/27/2011	Ross, Jeremy	Signed
7/27/2011	Silvestro, Alex	Signed
7/27/2011	Tarpinian, Jeff	Signed
7/27/2011	Woods, Corey	Signed
7/27/2011	Yeatman, Will	Signed
7/27/2011	Carter, Markell	Signed/Draft Choice
7/27/2011	Smith, Lee	Signed/Draft Choice
7/27/2011	Barnes, Tyree	Reinstated from Military Reserve
7/27/2011	Kettani, Eric	Reinstated from Military Reserve
7/28/2011	Ridley, Stevan	Signed/Draft Choice
7/28/2011	Williams, Malcolm	Signed/Draft Choice
7/29/2011	Ryan Mallett	Signed/Draft Choice
7/29/2011	Marcus Cannon	Signed/Draft Choice
7/29/2011	Banta-Cain, Tully	Released
7/29/2011	Carter, Tony	Released
7/29/2011	Crumpler, Alge	Released
7/29/2011	Kaczur, Nick	Released
7/29/2011	Stroud, Marcus	Released
7/29/2011	Warren, Ty	Released
7/29/2011	Coulson, Ryan	Released
7/29/2011	Haynesworth, Albert	Acquired via trade (WAS)
7/29/2011	Ochocinco, Chad	Acquired Via trade (CIN)
7/30/2011	Williams, Steve	Signed
7/30/2011	Faulk, Kevin	Signed
7/30/2011	Arrington, Kyle	Signed
7/30/2011	Mankins, Logan	Signed Franchise Tender
7/30/2011	Morris, Sammy	Signed
7/30/2011	McGowan, Brandon	Signed
7/30/2011	White, Tacy	Signed
7/30/2011	Leonard, Anthony	Released

## AUGUST, 2011

8/2/2011	Dowling, Ras-I	Signed/Draft Choice
8/2/2011	Vereen, Shane	Signed/Draft Choice
8/2/2011	Crompton, Jonathan	Released
8/2/2011	Cox, Christian	Signed
8/2/2011	Light, Matt	Signed
8/3/2011	Green-Ellis, BenJarvus	Signed
8/3/2011	Morris, Chris	Signed
8/3/2011	Compas, Jonathan	Signed

## AUGUST, 2011

8/3/2011	Medlin, Richard	Signed
8/3/2011	Berry, Mike	Released
8/3/2011	Clayton, Thomas	Released
8/4/2011	Solder, Nate	Signed/Draft Choice
8/5/2011	Anderson, Mark	Signed
8/5/2011	Favorite, marlon	Released



# UNOFFICIAL DEPTH CHART

Unofficial depth chart compiled by Patriots media relations, August 5, 2011

## OFFENSE

<b>WR:</b>	83 Wes Welker	19 Brandon Tate	11 Julian Edelman	13 Buddy Farnham
<b>LT:</b>	72 Matt Light	64 Mark LeVoi	<u>77 Nate Solder</u>	<u>61 Marcus Cannon</u>
<b>LG:</b>	70 Logan Mankins	60 Rich Ohrnberger	68 Thomas Austin	
<b>C:</b>	67 Dan Koppen	62 Ryan Wendell	66 Chris Morris	
<b>RG:</b>	63 Dan Connolly	<u>69 Corey Woods</u>	74 Jonathan Compas	
<b>RT:</b>	76 Sebastian Vollmer	65 Steve Maneri	<u>71 Kyle Hix</u>	
<b>TE:</b>	87 Rob Gronkowski	81 Aaron Hernandez	86 Carson Butler	<u>80 Lee Smith</u> <u>88 Will Yeatman</u>
<b>WR:</b>	84 Deion Branch	85 Chad Ochocinco	17 Taylor Price	18 Matthew Slater
		10 Darnell Jenkins	16 Tyree Barnes	<u>82 Jeremy Ross</u>
<b>QB:</b>	12 Tom Brady	8 Brian Hoyer	<u>15 Ryan Mallett</u>	
<b>RB:</b>	39 Danny Woodhead	33 Kevin Faulk	34 Sammy Morris	44 Eric Kettani
<b>RB:</b>	42 BenJarvus Green-Ellis	<u>29 Shane Vereen</u>	<u>22 Stevan Ridley</u>	<u>37 Richard Medlin</u>

## DEFENSE

<b>LE:</b>	92 Albert Haynesworth	97 Ron Brace	65 Landon Cohen	66 Kade Weston
			93 Steve Williams	<u>61 Clay Nurse</u>
<b>NT:</b>	75 Vince Wilfork	91 Myron Pryor	74 Kyle Love	
<b>RE:</b>	99 Mike Wright	98 Eric Moore	95 Mark Anderson	71 Brandon Deaderick
		90 Darryl Richard	<u>60 Aaron Lavarias</u>	<u>69 Alex Silvestro</u>
<b>OLB:</b>	50 Rob Ninkovich	52 Dane Fletcher	<u>49 Markell Carter</u>	
<b>ILB:</b>	51 Jerod Mayo	53 Marques Murrell	58 Tracy White	
<b>ILB:</b>	55 Brandon Spikes	59 Gary Guyton	<u>48 Jeff Tarpinian</u>	
<b>OLB:</b>	96 Jermaine Cunningham	52 Dane Fletcher	<u>47 Christian Cox</u>	
<b>LCB:</b>	32 Devin McCourty	24 Jonathan Wilhite	<u>21 Ras-I Dowling</u>	
<b>RCB:</b>	23 Leigh Bodden	27 Kyle Arrington	28 Darius Butler	43 Thad Turner
<b>S:</b>	31 Brandon Meriweather	30 Brandon McGowan	38 Sergio Brown	26 Bret Lockett
				35 Ross Ventrone
<b>S:</b>	25 Patrick Chung	36 James Sanders	45 Josh Barrett	<u>41 Malcolm Williams</u>

## SPECIAL TEAMS

<b>K:</b>	3 Stephan Gostkowski	<u>2 Chris Koeplin</u>		
<b>P:</b>	14 Zoltan Mesko			
<b>H:</b>	14 Zoltan Mesko	8 Brian Hoyer		
<b>PR:</b>	11 Julian Edelman	19 Brandon Tate		
<b>KR:</b>	19 Brandon Tate	18 Matthew Slater	34 Sammy Morris	<u>82 Jeremy Ross</u>
<b>LS:</b>	48 Matt Katula			



## PRONUNCIATION GUIDE

Leigh Bodden	BOD-in	Alex Lavarías	lah-VAR-e-us
Landon Cohen	CO-in	Mark LeVair	la-VORE
Brandon Deaderick	DEAD-er-rick	Jerod Mayo	je-ROD
Ras-I Dowling	ross-Eye	Zoltan Mesko	ZOLE-tahn
Stephen Gostkowski	gust-OW-ski	Stevan Ridley	STEE-ven
Matt Katula	kuh-TOO-la	Nate Solder	SOLD-er
Chris Koepplin	KEP-lynn	Shane Vereen	vuh-REEN
Dan Koppen	COPE-en	Will Yeatman	YATE-men