AFC DIVISIONAL

Houston Texans (13-4) at New England (12-4)

Sunday, Jan. 13, 2013 • 3:30 p.m. CST • Gillette Stadium (68,756) • Foxborough, Mass.

TEXANS TAKE ON DEFENDING AFC CHAMPION PATRIOTS

PLAYOFFS

The AFC South champion **Houston Texans** (13-4) will travel north to face the defending AFC Champion **New England Patriots** (12-4) in an AFC Divisional showdown on Sunday at 3:30 p.m. CST at Gillette Stadium. Houston lost 42-14 at New England on Monday Night Football in Week 14 of the regular season.

The Texans bolted to an 11-1 start but lost three of their last four games heading into the postseason before returning to form last Saturday with a 19-13 Wild Card win against Cincinnati at Reliant Stadium. Houston held Cincinnati to 198 yards and 0-for-9 on third downs, marking the first time since the 1988 AFC Championship game that a defense didn't allow an opponent to convert on third down. RB **Arian Foster** ran for 140 yards and a touchdown on 32 carries and became the first player to rush for more than 100 yards in each of his first three career playoff games.

Houston is one of only two teams to rank in the top 10 in offense and defense in the regular season. NFL sack leader and Defensive Player of the Year candidate DE **J.J. Watt** led the Texans' seventh-ranked defense with 20.5 sacks, 107 tackles, 39 tackles for loss, 42 quarterback hits, 16 passes defensed and four forced fumbles.

Houston's offense boasts six Pro Bowl selections, including the AFC's leading receiver, WR **Andre Johnson**. Johnson caught 112 passes for a career-high 1,598 yards and four touchdowns to lead the Texans. Foster led the NFL in touchdowns for the second time in three years with 17 total scores and ranked second in the AFC with 1,424 yards rushing. QB **Matt Schaub** eclipsed the 4,000-yard mark for the third time in his career and was named to his second career Pro Bowl with a 90.7 passer rating behind an offensive line that features Pro Bowlers LT **Duane Brown**, LG **Wade Smith** and C **Chris Myers**.

New England had the league's top offense during the regular season, producing 427.9 yards per game, and led the NFL in scoring with 34.8 points per game, the sixth-highest single-season average all-time. The Patriots are 16-6 overall in the postseason since 2001, including a 10-2 mark at home.

Houston is 1-3 all-time against New England and has never won at Gillette Stadium.

2012 FINAL AFC SOUTH STANDINGS

	W	L	T	Pct.	PF	PA	Home	Away	Conf.	Div.	Streak
y-Houston Texans	12	4	0	.750	416	331	6-2-0	6-2-0	10-2-0	5-1-0	Lost 2
x-Indianapolis Colts	11	5	0	.688	357	387	7-1-0	4-4-0	8-4-0	4-2-0	Won 2
Tennessee Titans	6	10	0	.375	330	471	4-4-0	2-6-0	5-7-0	1-5-0	Won 1
Jacksonville Jaguars	2	14	0	.125	255	444	1-7-0	1-7-0	2-10-0	2-4-0	Lost 5

y - clinched division; x - clinched playoff berth

TEXANS-PATRIOTS BROADCAST INFORMATION

Television: CBS (Locally on KHOU, Ch. 11)
Jim Nantz — Play-By-Play
Phil Simms — Color Analyst

National Radio: Dial Global (English)
Ian Eagle — Play-By-Play
Trent Green — Color Analyst
Lewis Johnson — Sideline

National Radio: Univision (Spanish)
Rafael Hernandez Brito — Play-By-Play
Raul Striker Jr. — Color Analyst

English Radio: KILT 610-AM and 100.3 FM
Marc Vandermeer — Play-By-Play
Andre Ware — Color Analyst
Rich Lord — Sideline

Spanish Radio: KLAT 1010 AM
Enrique Vasquez — Play-By-Play
Jose "JoJo" Padron — Color Analyst

2012 HOUSTON TEXANS SCHEDULE

Day	Date	Opponent	TV	Time (CT)
		REGULAR SEASON		
Sunday	Sept. 9	MIAMI DOLPHINS	CBS	W, 30-10
Sunday	Sept. 16	at Jacksonville Jaguars	CBS	W, 27-7
Sunday	Sept. 23	at Denver Broncos	CBS	W, 31-25
Sunday	Sept. 30	TENNESSEE TITANS	CBS	W, 38-14
Monday	Oct. 8	at New York Jets #	ESPN	W, 23-17
Sunday	Oct. 14	GREEN BAY PACKERS #	NBC	L, 42-24
Sunday	Oct. 21	BALTIMORE RAVENS	CBS	W, 43-13
Sunday	Oct. 28	BYE WEEK		
Sunday	Nov. 4	BUFFALO BILLS	CBS	W, 21-9
Sunday	Nov. 11	at Chicago Bears #	NBC	W, 13-6
Sunday	Nov. 18	JACKSONVILLE JAGUARS	CBS	W, 43-37 (OT)
Thursday	Nov. 22	at Detroit Lions #	CBS	W, 34-31 (OT)
Sunday	Dec. 2	at Tennessee Titans	CBS	W, 24-10
Monday	Dec. 10	at New England Patriots #	ESPN	L, 42-14
Sunday	Dec. 16	INDIANAPOLIS COLTS	CBS	W, 29-17
Sunday	Dec. 23	MINNESOTA VIKINGS	FOX	L, 23-6
Sunday	Dec. 30	at Indianapolis Colts	CBS	L, 28-16
		POSTSEASON		
Saturday	Jan. 5	CINCINNATI BENGALS#	NBC	W, 19-13
Sunday	Jan. 13	New England Patriots#	CBS	3:30 p.m.

- Nationally televised game.

All games are broadcasted live on 100.3 KILT FM and SportsRadio 610 AM. Spanish broadcasts on KLAT 1010 AM.

TABLE OF CONTENTS

GAME INFORMATION
- Texans At A Glance 3
- Playoff Notes 4-6
- Texans Player Quick Notes 7-8
- Head Coaches 9
- Texans-Patriots Matchup and Series Information 10-14
- Wild Card vs. Cincinnati 15-32
- Executive Vice President/General Manager Rick Smith 33
- Assistant Coaches 33
- Media Information 34-35

ROSTERS AND STATISTICS
- 2012 Playoff Statistics and Miscellaneous 37-42
- 2012 Texans Statistics 43-44
- Texans Transactions 45
- Texans Rosters/Participation/Starters 46-51
- Depth Chart 52
- Miscellaneous Statistics 53-65

2012 SEASON NOTES AND REVIEW
- 2012 Team and Individual Milestones 67-68
- 2012 Texans Notes 69-76
- Gary Kubiak Notes 77
- Texans Offensive Player Notes 78-88
- Texans Defensive Player Notes 89-92
- Texans Special Teams Notes 93
- Community Scoreboard 94
- 2012 Texans Schedule Notes 95
- 2012 Game Recaps 96-136

TEXANS BIOS
- Executive Bios 137-38
- Coaches Bios 139-150
- Player Bios 151-228

RECORDS
- Individual Records 229-247
- Team Records 248-269
- Postseason Records 270-287
- Postseason Recaps and Stats 288-290

TEXANS RADIO NETWORK AFFILIATES

City	Frequency	Call Letters
Houston	610 AM/100.3 FM	KILT
Alpine	1240 AM	KVLF
Athens	1410 AM	KLVQ
Austin	1300 AM	KVET
Beaumont/Orange	1600 AM	KOGT
Big Spring	1400 AM	KBYG
Brenham	1280 AM/106.1 FM	KWHI / KTEX
Bryan/College Station	1150 AM	KZNE
Carthage	1590 AM/104.3 FM	KGAS
Corpus Christi	1230 AM	KSIX
Henderson	1470 AM	KWRD
Kerrville	99.9 FM	KHLB
Liberty	99.9 FM	KSHN
Livingston	92.3 FM	KETX
Longview	1430 AM	KEES
Lubbock	105.3 FM	KJDL
Lufkin	1260 AM	KSML
Marshal	1450 AM/103.9 FM	KMHT
Midland/Odessa	550 AM	KCRS
Nacogdoches	1260 AM	KSML
Navasota	1550 AM	KWBC
San Angelo	1260 AM	KKSA
San Antonio	1250 AM	KZDC
San Marcos	1420 AM	KGNB
Tyler	1410 AM	KLVQ
Waco/Temple/Killeen	1400 AM	KTEM

THE NFL PLAYOFFS

NFL WILD CARD WEEKEND

Saturday, January 5
AFC: Houston 19, Cincinnati 13
NFC: Green Bay 24, Minnesota 10
Sunday, January 6
AFC: Baltimore 24, Indianapolis 9
NFC: Seattle 24, Washington 14

NFL DIVISIONAL PLAYOFFS (all times CST)

Saturday, January 12
AFC: 3:30 p.m. Baltimore at Denver (CBS)
NFC: 7 p.m. Green Bay at San Francisco (FOX)
Sunday, January 13
NFC: Noon Seattle at Atlanta (FOX)
AFC: 3:30 p.m. Houston at New England (CBS)

In the Divisional Playoffs, the division champion with the best record in each conference will host the lowest-seeded Wild Card survivor. Once teams are seeded for the playoffs, positions do not change.

NFL PLAYOFF SEEDS

American Football Conference	National Football Conference
1. Denver (13-3, AFC West champion)	1. Atlanta (13-3, NFC South champion)
2. New England (12-4, AFC East champion)	2. San Francisco (11-4-1, NFC West champion)
3. Houston (13-4, AFC South champion)	3. Green Bay (12-5, NFC North champion)
4. Baltimore (11-6, AFC North champion)	4. Washington (10-7) (NFC East champion)
5. Indianapolis (11-6)	5. Seattle (12-5)
6. Cincinnati (10-7)	6. Minnesota (10-7)

The AFC (CBS, 5:30 p.m.) and NFC (FOX, 2 p.m.) Championship Games will be played on Sunday, January 20.

The 2013 Pro Bowl (NBC, 6 p.m.) will be played on Sunday, Jan. 27 at Aloha Stadium in Honolulu, Hawaii, one week before Super Bowl XLVII takes place at the Mercedes-Benz Superdome in New Orleans on Sunday, Feb. 3 (CBS, 5:30 p.m.).

TEXANS 10th ANNIVERSARY LOGO

The Houston Texans are wearing a patch adorned with the above logo this season to commemorate 10 years as an NFL franchise. Texans founder, chairman and chief executive officer Bob McNair spearheaded the effort to bring professional football back to Houston.

The hard work paid off when the NFL awarded Houston its franchise on Oct. 6, 1999, and the Texans were born. Regular season play began with a 19-10 win against the Dallas Cowboys on Sept. 8, 2002, at Reliant Stadium.

THE TEXANS AT A GLANCE

AFC Divisional • Houston Texans at New England Patriots • Sunday, Jan. 13, 2013

2012 HONORS

2013 PRO BOWL

LT Duane Brown
RB Arian Foster
WR Andre Johnson
CB Johnathan Joseph
C Chris Myers
QB Matt Schaub
LG Wade Smith
DE J.J. Watt

TEAM MVP
DE J.J. Watt

TEAM ROOKIE OF THE YEAR
G Ben Jones

MARK BRUENER AWARD - For outstanding leadership, sportsmanship, work ethic and commitment to his teammates.
C Chris Myers

ED BLOCK COURAGE AWARD
QB Matt Schaub

SI.COM MIDSEASON DEFENSIVE PLAYER OF THE YEAR
DE J.J. Watt

SI.COM MIDSEASON ALL-PRO TEAM
DE J.J. Watt

AFC DEFENSIVE PLAYER OF THE MONTH
DE J.J. Watt - September and December

AFC OFFENSIVE PLAYER OF THE MONTH
WR Andre Johnson - November

AFC DEFENSIVE PLAYER OF THE MONTH
DE J.J. Watt - September and December

AFC OFFENSIVE PLAYER OF WEEK
QB Matt Schaub - Week 11

AFC DEFENSIVE PLAYER OF THE WEEK
DE J.J. Watt - Weeks 2 and 15

FEDEX GROUND PLAYER OF THE WEEK
RB Arian Foster - Week 12

FEDEX AIR PLAYER OF THE WEEK
QB Matt Schaub - Week 11

MADDEN MOST VALUABLE PROTECTORS AWARD
Offensive Line - Weeks 4 and 13

Texans Media Site: http://media.houstontexans.com

2012 TEXANS REGULAR SEASON TEAM RANKINGS

	OFFENSE			DEFENSE			SPECIAL TEAMS			
	Mark	AFC	NFL	Mark	AFC	NFL		Mark	AFC	NFL
Total	372.1	3	7	323.3	4	7	PR Avg	10.9	7	9
Rushing	132.7	4	8	97.5	4	7	Punt Cov.	10.1	7	20
Passing	239.4	5	11	225.8	7	16	KR Avg.	21.7	13	23
							KR Cov.	25.7	13	27

2012 TEXANS REGULAR SEASON STATISTICS

	Houston	Opponents
Total First Downs	341	292
Rushing	114	94
Passing	205	167
Penalty	22	31
3rd Down: Made/Att	83/221	71/215
3rd Down Pct.	37.6%	33.0%
4th Down: Made/Att	4/7	5/16
4th Down Pct.	57.1%	31.3%
Possession Avg.	32:53	27:07
Total Net Yards	5,953	5,172
Avg. Per Game	372.1	323.3
Total Plays	1,090	1,015
Avg. Per Play	5.5	5.1
Net Yards Rushing	2,123	1,560
Avg. Per Game	132.7	97.5
Total Rushes	508	390
Net Yards Passing	3,830	3,612
Avg. Per Game	239.4	225.8
Sacked/Yards Lost	28/216	44/269
Gross Yards	4,046	3,881
Attempts/Completions	554/354	581/308
Completion Pct.	63.9%	53.0%
Had Intercepted	13	15
Punts/Average	88/47.2	92/45.2
Net Punting Avg.	40.5	39.2
Penalties/Yards	108/873	90/863
Fumbles/Ball Lost	12/4	23/14
Touchdowns	46	38
Rushing	19	5
Passing	22	29
Returns	5	4

2012 TEXANS LEADERS

Category	Player	Total	AFC Rank	NFL Rank
Pass Attempts	M. Schaub	544	5	12
Pass Completions	M. Schaub	350	3	8
Completion Percentage	M. Schaub	64.3	2	6
Yards Passing	M. Schaub	4,008	5	11
Average Gain	M. Schaub	7.37	3	10
Touchdown Passes	M. Schaub	22	8t	15t
Touchdown Percentage	M. Schaub	4.0%	8	17
Interception Percentage	M. Schaub	2.2%	6	9
Rating	M. Schaub	90.7	4	9
3rd-Down Rating	M. Schaub	86.0	7	13
Rushing Yards	A. Foster	1,424	2	6
Receptions	A. Johnson	112	2	4
Receiving Yards	A. Johnson	1,598	1	2

Category	Player	AFC Total	NFL Rank	Rank
Third-Down Receptions	A. Johnson	23	7	16t
Scoring, non-kickers	A. Foster	102	1	1
Scoring, Kickers	S. Graham	138	2	5
Touchbacks	S. Graham	28	10	22
Yards from Scrimmage	A. Foster	1,641	3	8
First Downs	A. Foster	88	1	3
Gross Punting Average	D. Jones	47.2	7	11
Net Punting Average	D. Jones	40.5	8	13
Punt Return Average	K. Martin	12.1	4	5
Kickoff Return Average	K. Martin	23.9	9	17
Interceptions	K. Jackson	4	3t	11t
Sacks	J. Watt	20.5	1	1
Def. Fumble Recoveries	T. Dobbins	4	1t	1t

WHAT TO LOOK FOR THIS WEEK

THE TEXANS

- Can advance to their first AFC Championship Game with a win.
- Can record their first road win in team playoff history.
- Can record their first victory at Gillette Stadium.
- Can outrush their opponent for the fourth consecutive postseason game and the 14th time overall this season.
- Can win time of possession for the second consecutive game and the 15th time overall this season.
- Can hold their opponent to 300 or fewer yards of offense for the fourth consecutive postseason game and the ninth time overall this year.
- Can limit their opponent to 20 or fewer points for the fourth consecutive postseason game and the 11th time overall this season.

TE OWEN DANIELS

- Can extend his streak of consecutive games played with a reception to 87, including regular season and postseason.
- Needs 9 receiving yards to become the second Texan to surpass 100 receiving yards in the postseason, joining WR Andre Johnson, who had 201 yards in 2011.

RB ARIAN FOSTER

- Can rush for 100 or more yards in his fourth consecutive playoff game, which would tie Hall of Famer Thurman Thomas for the third-longest such streak in NFL postseason history.
- Can become the fourth player in NFL playoff history to rush for 100 or more yards in four consecutive postseason games.
- Needs 55 rushing yards to move into the top 50 on the NFL's all-time playoff rushing yardage list.
- Needs 75 rushing yards to reach 500 in his career in postseason play.
- Can rush for a touchdown in his fourth consecutive postseason game.

WR ANDRE JOHNSON

- Can surpass 100 receiving yards in the AFC Divisional Playoff for the second consecutive year.
- Needs 37 receiving yards to reach 300 for his career in the postseason.
- Can extend his franchise-record streak of consecutive games played with a reception to 106, including regular season and postseason.

OLB BROOKS REED

- Can record a sack in his fourth consecutive postseason game. Reed had 1.0 sack in the 2013 AFC Wild Card Playoff vs. Cincinnati (1/5/13), 1.0 in the 2012 AFC Wild Card Playoff vs. Cincinnati (1/7/12) and 2.5 sacks in the Divisional Playoff at Baltimore (1/15/12).

QB MATT SCHAUB

- Can become the first Texans quarterback to win two playoff games.
- Can throw his first career touchdown pass in the postseason.

DE J.J. WATT

- Can record a sack in his fourth consecutive postseason game. Watt had 1.0 sack in the 2013 AFC Wild Card Playoff vs. Cincinnati (1/5/13), 1.0 in the 2012 AFC Wild Card Playoff vs. Cincinnati (1/7/12) and 2.5 sacks in the Divisional Playoff at Baltimore (1/15/12).

TEXANS POSTSEASON EXPERIENCE-PLAYERS

The Texans enter Saturday's game with 45 players having a combined 127 games of playoff experience. FS **Danieal Manning** leads the roster with eight postseason games played.

TEXANS' POSTSEASON EXPERIENCE

	WC		Div.		Conf.		SB		T
M. Alexander	2	'11-12	1	'11					3
A. Ball	2	'09, '12	1	'09					3
C. Barwin	2	'11-12	1	'11					3
B. Braman	2	'11-12	1	'11					3
B. Brooks	1	'12							1
D. Brown	2	'11-12	1	'11					3
A. Caldwell	1	'11	1	'11					2
J. Casey	2	'11-12	1	'11					3
S. Cody	2	'11-12	1	'11					3
C. Collins	1	'12							1
J. Crick	1	'12							1
O. Daniels	2	'11-12	1	'11					3
Q. Demps	3	'08, '11-12	2	'08, 11	1	'08			6
J. Forsett	1	'10	1	'10					2
A. Foster	2	'11-12	1	'11					3
G. Graham	1	'12							1
S. Graham	2	'05, '09	1	'10					3
B. Harris	1	'12							1
R. Harris	1	'12							1
K. Jackson	2	'11-12	1	'11					3
B. James	4	'03, '06, '09, '12	2	'07, 09					6
A. Johnson	2	'11-12	1	'11					3
B. Jones	1	'12							1
J. Joseph	3	'09, '11-12	1	'11					4
S. Keo	2	'11-12	1	'11					3
D. Manning	2	'11-12	3	'06, '10-11	2	'06, '10	1	'06	8
K. Martin	1	'12							1
W. Mercilus	1	'12							1
E. Mitchell	2	'11-12	1	'11					3
C. Myers	2	'11-12	2	'05, 11	1	'05			5
J. Nading	2	'11-12	1	'11					3
D. Newton	2	'11-12	1	'11					3
E. Pleasant	1	'12							1
D. Posey	1	'12							1
G. Quin	2	'11-12	1	'11					3
B. Reed	1	'11	1	'11					2
B. Ruud	3	'05, '07, '12							3
M. Schaub	1	'12							1
A. Smith	3	'08, '11-12	2	'08, '11	1	'08	1	'08	7
W. Smith	3	'06, '11-12	1	'11					4
B. Tate	2	'11-12	1	'11					3
K. Walter	3	'05, '11-12	1	'11					4
J. Watt	2	'11-12	1	'11					3
J. Weeks	2	'11-12	1	'11					3
T. Yates	1	'11	1	'11					2
TOTALS	82		38		5		2		127

12 TEXANS MAKE PLAYOFF DEBUTS

The following 12 Texans made their postseason debuts on Jan. 5 against Cincinnati.

Player	Experience
Brandon Brooks	R
Cameron Collins	R
Jared Crick	R
Garrett Graham	3
Brandon Harris	2
Ben Jones	R
Donnie Jones	9
Keshawn Martin	R
Whitney Mercilus	R
Eddie Pleasant	R
DeVier Posey	R
Matt Schaub	9

TEXANS POSTSEASON EXPERIENCE-COACHES

The Texans coaching staff has coached and/or played in 198 postseason games. Defensive coordinator **Wade Phillips** has coached in a total of 29 postseason games. Head Coach **Gary Kubiak** has coached in 19 games and played in four.

WILD CARD

Player	Games	Seasons
Wade Phillips	13	1978-80, 1993, 1995-96, 1998-99, 2002, 2004, 2009, 2011-12
Joe Marciano	9	1987, 1990-92, 1997, 2000-01, 2011-12
Rick Dennison	7	**1983**, 1997, 2000, 2003-04, 2011-12
Chick Harris	7	**1981**, 1983-84, 1987, 1993, 2011-12
Gary Kubiak	6	1997, 2000, 2003-04, 2011-12
Brian Pariani	6	1997, 2000, 2003-04, 2011-12
Larry Kirksey	5	1996, 1998, 2004, 2011-12
Bill Kollar	5	1991, 1995, 2004, 2011-12
Jim Ryan	4	1979, 1983, 2011-12
John Benton	3	2004, 2011-12
Reggie Herring	3	2009, 2011-12
Perry Carter	2	2011-12
Karl Dorrell	2	2000, 2012
Vance Joseph	2	2011-12
Marc Lubick	2	2011-12
Dan Hammerschmidt	1	2012
TOTAL	77	

DIVISIONAL

Player	Games	Years
Wade Phillips	11	1978-79, 1988-89, 1991, 1995, 2002, 2006-07, 2009, 2011
Rick Dennison	9	**1984**, 1986-87, 1989, 1996-98, 2005, 2011
Bill Kollar	8	**1975**, 1979, 1981, 1991, 1998, 2001, 2003-04
Chick Harris	7	1981, 1983-84, 1988, 1993, 1996, 2011
Gary Kubiak	7	**1987**, 1994, 1996-98, 2005, 2011
Brian Pariani	7	1992-94, 1996-98, 2011
Larry Kirksey	6	1994-98, 2011
Jim Ryan	5	**1984**, 1986-87, 2005, 2011
Joe Marciano	3	1997, 1999, 2011
John Benton	2	2004, 2011
Perry Carter	2	1995, 2011
Reggie Herring	2	2009, 2011
Vance Joseph	1	2011
Marc Lubick	1	2011
TOTAL	71	

CONFERENCE

Player	Games	Years
Rick Dennison	6	1986-87, 1989, 1997-98, 2005
Gary Kubiak	5	1991, 1994, 1997-98, 2005
Brian Pariani	5	1992-94, 1997-98
Wade Phillips	4	1978-79, 1989, 1991
Bill Kollar	3	1979, 1998, 2001
Jim Ryan	3	1986-87, 2005
Chick Harris	2	1983, 1996
Larry Kirksey	2	1994, 1997
Joe Marciano	1	1999
TOTAL	31	

SUPER BOWL

Player	Games	Years
Rick Dennison	5	1986-87, 1989, 1997*-98*
Gary Kubiak	5	1986, 1989, 1994*, 1997*-98*
Brian Pariani	3	1994*, 1997*-98*
Bill Kollar	2	1998, 2001
Jim Ryan	2	1986-87
Larry Kirksey	1	1994*
Wade Phillips	1	1989
TOTAL	19	

Bold denotes years as a player; * Super Bowl win

TEXANS POSTSEASON STATISTICS

PASSING

Player	G	A-C-I	Yds	Pct.	TD	Sk/Lst	Rtg
M. Schaub	1	38-29-1	262	76.3	0	0/0	83.4
T. Yates	2	55-28-3	343	50.9	1	2/7	53.8

RUSHING

Player	G	Att.	Yds	Avg.	Lg	TD
A. Foster	3	83	425	5.1	42t	4
B. Tate	3	11	38	3.5	9	0
J. Forsett	2	8	29	3.6	8	0
K. Martin	1	1	16	16.0	16	0
M. Schaub	1	4	1	0.3	2	0
J. Casey	3	1	0	0.0	0	0
T. Yates	2	2	-3	-1.5	-1	0

RECEIVING

Player	G	Rec.	Yds	Avg.	Lg	TD
A. Johnson	3	17	263	15.5	40t	1
O. Daniels	3	13	146	11.2	21	0
K. Walter	4	12	135	11.3	24	0
A. Foster	3	16	85	5.3	16	0
J. Forsett	2	5	37	7.4	16	0
G. Graham	1	3	29	9.7	20	0
J. Casey	3	1	20	20.0	20	0

KICKOFF RETURNS

Player	G	KR	Yds	Avg.	Lg	TD
Q. Demps	6	7	155	22.1	46	0
D. Manning	8	8	213	26.6	60	0
K. Walter	4	1	8	8.0	8	0

PUNT RETURNS

Player	G	PR	Yds	Avg.	FC	Lg	TD
K. Martin	1	2	14	7.0	3	11	0

KICKING

Player	G	FG	FGA	Lg	XP	XPA	KO	TB
S. Graham	4	7	9	48	6	6	16	0

PUNTING

Player	G	No.	Yds	Avg	Net	TB	I20	LG
D. Jones	1	3	126	42.0	38.0	0	1	48

DEFENSE

Player	G	UA	A	Tot	Sk	Yds	INT	PD	FF	FR
D. Manning	8	30	6	36	0.0	0	1	2	0	1
B. James	6	20	10	30	1.0	6	0	1	1	1
J. Watt	3	16	3	19	4.5	38	1	3	0	0
A. Smith	7	16	2	18	3.0	18	0	0	1	1
B. Reed	3	12	4	16	4.5	23	0	0	1	0
J. Joseph	3	11	2	13	0.0	0	1	5	0	0
T. Dobbins	9	6	4	10	1.0	8	0	0	0	0
Q. Demps	5	7	3	10	0.0	0	0	0	0	0
B. Ruud	3	7	3	10	0.0	0	0	0	0	0
G. Quin	3	8	2	10	0.0	0	0	3	0	0
K. Jackson	3	9	1	10	0.0	0	0	3	0	0
S. Cody	2	2	5	7	0.0	0	0	0	0	0
C. Barwin	3	5	2	7	0.0	0	0	1	0	0
E. Mitchell	3	4	2	6	1.0	9	0	1	0	0
C. Barwin	2	5	0	5	0.0	0	0	0	0	0
S. Keo	3	2	2	4	0.0	0	0	0	0	0
B. Harris	1	1	0	1	0.0	0	0	1	0	0
J. Nading	3	0	0	0	0.0	0	0	0	1	0

MIRROR IMAGES

Houston's top two draft picks from 2011 have been Houston's top two sack leaders in the playoffs since last year. DE **J.J. Watt** and OLB **Brooks Reed** have gone sack-for-sack in their three career playoff games, totaling 4.5 apiece in the postseason. They lead the NFL in sacks in that time.

PLAYOFF SACKS LEADERS, 2011-12

Player	Tm	Gm	Sacks	Yds
Brooks Reed	Hou	3	4.5	23.0
J.J. Watt	Hou	3	4.5	38.0
Paul Kruger	Bal	3	3.5	23.0
Justin Tuck	NYG	4	3.5	14.5
Osi Umenyiora	NYG	4	3.5	25.0

BROOKS REED PLAYOFF GAME-BY-GAME

	TACKLES					INTS				
Date, Opp	Tot	Solo	Asst	Sk	Yds	No	Yds	Lg	PD	FF
1/7/12, vs. Cin (WC)	5	3	2	1.0	9	0	0	0	0	0
1/15/12, at Bal (Div)	8	6	2	2.5	14	0	0	0	0	1
1/5/13, vs. Cin (WC)	3	3	0	1.0	0	0	0	0	0	0
Totals	16	12	4	4.5	23	0	0	0	0	1

J.J. WATT PLAYOFF GAME-BY-GAME

	TACKLES					INTS				
Date, Opp	Tot	Solo	Asst	Sk	Yds	No	Yds	Lg	PD	FF
1/7/12, vs. Cin (WC)	2	2	0	1.0	7	1	29	29t	1	0
1/15/12, at Bal (Div)	12	9	3	2.5	22	0	0	0	0	0
1/5/13, vs. Cin (WC)	5	5	0	1.0	9	0	0	0	2	0
Totals	19	16	3	4.5	38	1	29	29t	3	0

PRODUCING IN THE PLAYOFFS

RB **Arian Foster** has rushed for 425 yards in the first three playoff games of his career. No player in NFL history has rushed for more yards in his first three playoff games than Foster.

The fourth-year back has put himself in some elite company. Foster's postseason average of 141.7 rushing yards per game is the second-highest in NFL history.

Incidentally, the only man whose average bests Foster's is **Terrell Davis**, whose offensive coordinator in Denver was Texans Head Coach **Gary Kubiak**.

MOST RUSHING YARDS PER GAME,
NFL POSTSEASON HISTORY

Player, Tm.	Gms	Att.	Yds.	Avg.	Lg.	TD	YPG
Terrell Davis, Denver	8	204	1,140	5.6	62	12	142.5
Arian Foster, Houston	3	83	425	5.1	42t	4	141.7
Timmy Smith, Washington	3	51	342	6.7	*58t	2	114.0
John Riggins, Washington	9	251	996	4.0	*43t	12	110.7
Eric Dickerson, LA Rams	7	148	724	4.9	-	3	103.4

Foster's average of 170.0 scrimmage yards per game is the highest in NFL playoff history.

MOST SCRIMMAGE YARDS PER GAME,
NFL POSTSEASON HISTORY

Player, Tm.	Gms	Rush	Yds.	Rec.	Yds.	Srim. YPG
Arian Foster, Houston	3	83	425	16	85	170.0
Terrell Davis, Denver	8	204	1,140	19	131	158.9
Merril Hoge, Pittsburgh	3	39	247	14	129	125.3
Larry Fitzgerald, Arizona	6	0	0	42	705	117.5
Marcus Allen, LA Raiders	16	267	1,347	53	530	117.3

FOSTER FINDING NEW GEAR IN PLAYOFFS

RB **Arian Foster** rushed for 140 yards with one touchdown in the Wild Card Playoff victory against Cincinnati. The performance continued a trend of postseason brillianace for Foster, who ran for a combined 285 yards in two playoff games last year.

Foster's 425 rushing yards are the most in NFL history for a player in his first three career playoff games, topping the previous high of 383 yards by Jacksonville RB Fred Taylor in the 1998 and 1999 playoffs.

MOST RUSHING YARDS FIRST THREE POSTSEASON GAMES,
NFL HISTORY

Player	Team	Postseason(s)	Rush Yards
Arian Foster	Houston Texans	2011, 2012	425
Fred Taylor	Jacksonville Jaguars	1998, 1999	383
Terrell Davis	Denver Broncos	1996, 1997	376
Eddie George	Tennessee Titans	1999	354
Freeman McNeil	New York Jets	1981, 1982	335

Foster also became the first man in NFL history to run for more than 100 yards in each of his first three playoff appearances. With another 100-yard game on Sunday at New England, he would become just the fourth player to reach the century mark in four or more playoff games in a row.

MOST CONSECUTIVE GAMES, 100+ RUSHING YARDS,
NFL POSTSEASON HISTORY

Player	Team	Postseason(s)	Games
Terrell Davis	Denver Broncos	1997-98	7
John Riggins	Washington Redskins	1982-83	6
Thurman Thomas	Buffalo Bills	1990-91	4
Arian Foster	Houston Texans	2011-12	3
Emmitt Smith	Dallas Cowboys	1992	3
Franco Harris	Pittsburgh Steelers	1974-75	3
Marcus Allen	Los Angeles Raiders	1983	3
Larry Csonka	Miami Dolphins	1973-74	3

"BULLS ON PARADE" STINGY IN JANUARY

The Houston defense turned in a stellar performance in Saturday's AFC Wild Card Playoff victory against Cincinnati, holding the Bengals to 198 yards of total offense and two field goals.

Perhaps the most impressive feat, though, was shutting out the Bengals on third down. Houston held Cincinnati to 0-of-9 on third-down attempts. **It was just the fourth time in NFL playoff history that a team did not allow its opponent to convert a single third-down attempt** and the first time since the 1988 AFC Championship Game.

FEWEST THIRD-DOWN CONVERSIONS ALLOWED,
NFL PLAYOFF HISTORY

Team	Opp	Date	Round	3rd Conv	3rd Att	3rd Pct	Total Yds
Houston Texans	Cin	1/5/2013	AFC WC	0	9	0.0%	198
Cincinnati Bengals	Buf	1/8/1989	AFC CG	0	10	0.0%	181
New York Giants	Was	1/11/1987	NFC CG	0	14	0.0%	190
Chicago Bears	NYG	1/5/1986	NFC Div	0	12	0.0%	181

PROBABLE OFFENSIVE STARTERS

WR 80 ANDRE JOHNSON 6-3 230 10th season

Offensive captain for 6th straight season...NFL record 60-plus receptions in each of his first eight seasons...22nd all-time in receptions (818) and 27th in receiving yards (11,254)...112 receptions for an AFC-best 1,598 yards and 4 TDs in 2012... NFL record 461 combined receiving yards in Weeks 11-12...44 career 100-yard games and 56 TDs...3rd-fastest player to 11,000 yards receiving and 2nd-fastest to 800 receptions in NFL history...3 seasons of 100 catches and 1,500 yards, tied for the most in NFL history...career-high 14 catches for 273 yards and the game-winning TD in OT vs. Jacksonville in Week 11...has played in a franchise-record 138 games

LT 76 DUANE BROWN 6-4 320 5th season

Signed a contract extension on Aug. 16...2013 Pro Bowl...2011 AP All-Pro Second Team and PFW/PFWA All-AFC selection...has started all 76 regular season games he's appeared in at LT...has blocked for 4 1,000-yard rushers and 3 top-4 offenses...married MTV host and radio personality Devon Anjelica on July 14

LG 74 WADE SMITH 6-4 307 10th season

2013 Pro Bowl selection...has started all 48 regular season games at LG since joining the Texans in 2010...has started at every line position except RT in his career…played TE his first 2 seasons of college at Memphis...established the Wade Smith Foundation in 2012 to provide community support for youth in the Dallas and Houston areas (www.wadesmithfoundation.org)

C 55 CHRIS MYERS 6-4 290 8th season

First offensive lineman in franchise history to earn a trip to the Pro Bowl (2012-2013)...has started the last 80 regular season games at center for the Texans...96 straight starts at center, dating back to 2007 with Denver…grandfather, Tom Kelleher, was a longtime NFL referee

RG 60 BEN JONES 6-3 303 Rookie

Team Rookie of the Year...began working in the rotation at RG in Week 2...made his first start in Week 7 vs. Baltimore...4th-round draft pick out of Georgia...3rd in school history with 49 starts at C…2-time All-SEC selection…named to Georgia's Team of the Decade…4-time SEC Academic Honor Roll selection

RT 75 DEREK NEWTON 6-6 318 2nd season

Houston's 7th-round draft pick (214th overall) in 2011...played in 14 games as a rookie...made first career start in Week 1 vs. Miami...missed Weeks 13-14 with a knee injury and returned to start in Week 15 vs. Indianapolis

TE 81 OWEN DANIELS 6-3 249 7th season

2009 Pro Bowler...358 career receptions for 4,338 yards and 26 TDs...team bests of 54 receptions and 677 yards in 2011…led team with 6 TD receptions and had 716 yards receiving on 62 catches in 2012...began his Wisconsin career as a QB...former atmospheric and oceanic sciences major with a working knowledge of meteorology...regular Skype guest of The Weather Channel

WR 83 KEVIN WALTER 6-3 218 10th season

41 receptions for 518 yards and 2 TDs in 2012...game-winning 6-yard touchdown catch in the playoff-clinching win at Cincinnati in 2011...third all-time in Texans history with 326 receptions for 4,083 yards

QB 8 MATT SCHAUB 6-5 239 9th season

Offensive captain for 5th straight season...2-time Pro Bowler (2010 and 2013)...2010 Pro Bowl starting QB and MVP…3 4,000-yard passing seasons (2009-10, 2012)...signed a contract extension on Sept. 8…350-of-544 for 4,008 yards, 22 TDs, 12 INTs and a 90.7 passer rating in 2012...16-4 in his last 20 starts...43-for-55 for 527 yards (2nd-most yards ever) and 5 TDs in Week 11 vs. Jacksonville...active in the Houston community with his wife, Laurie, through his charity, GR8 Hope Foundation, which provides resources and support that promote lasting improvements and healing to children with medical needs

FB 86 JAMES CASEY 6-3 240 4th season

Career-highs of 34 receptions for 330 yards and 3 TDs in 2012...Texans RB record with 126 receiving yards at New Orleans (Wk 3, 2011)…drafted in the 7th round by the Chicago White Sox in the 2003 as a pitcher...interned for Houston Mayor Annise Parker in 2011

RB 23 ARIAN FOSTER 6-1 229 4th season

Second in AFC with 1,424 yards rushing...led NFL with 17 total TDs...3-straight 1,000-yard rushing seasons (2010-12)...Texans all-time leading rusher...2010 NFL rushing champion, All-Pro and Pro Bowler...only player with 100-yard rushing performances in each of his first three playoff games...3 100-yard receiving and 23 100-yard rushing games in career...undrafted in 2009 out of Tennessee

OFFENSIVE RESERVES

WR 18 LESTAR JEAN 6-3 212 2nd season

6 receptions for 151 yards (25.2 avg.) and a TD in 2012...scored first career TD in Week 13 at Tennessee on a 54-yard catch...first career start in Week 11 vs. Jacksonville...spent entire 2011 season on IR with a shoulder injury…undrafted in 2011 out of Florida Atlantic, where he originally walked on to the football team

WR 82 KESHAWN MARTIN 5-11 190 Rookie

Drafted in the 4th round out of Michigan State…scored TDs 5 different ways in his collegiate career…10 receptions for 85 yards, 4 rushes for 53 yards, 12.1 PR average and a 23.9 KOR average...first career start and had an NFL season-high 238 combined kickoff and punt return yards in Week 11 vs. Jacksonville

T 66 ANDREW GARDNER 6-6 309 3rd season

Joined Texans roster on Sept. 22, 2011…made his Texans debut in the second half of the 2011 season finale vs. Tennessee…high school and college teammate of Detroit Lions WR Calvin Johnson

T 68 RYAN HARRIS 6-5 300 5th season

Signed with the Texans on Sept. 2, 2012...has played in every game this season, rotating in at RT...started at RT in Weeks 13-14...started 34 of 46 games played for Denver from 2007-10...3rd-round pick of the Broncos in 2007...did not play in 2011

G 62 ANTOINE CALDWELL 6-3 315 4th season

Has played in 39 career games with 19 career starts (3 in 2009, 7 in 2010, 3 in 2011)...nickname is "Gump"...one of 8 players in University of Alabama history to serve as a team captain twice

G 79 BRANDON BROOKS 6-5 340 Rookie

Drafted by the Texans in the 3rd round out of Miami (Ohio)…made his NFL debut in Week 12 at Detroit...started 41-of-45 games he played in college: 15 at LG, 14 at LT and 12 at RG…3-time All-MAC 2nd team selection

G 67 CODY WHITE 6-3 301 Rookie

Undrafted free agent out of Illinois State who started his collegiate career as a tight end before converting into an all-conference tackle...can also play center...signed from the Texans' practice squad in Week 6

TE 88 GARRETT GRAHAM 6-3 244 3rd season

28 receptions for 263 yards and 3 TDs in 2012...caught his first career TD in Week 9 vs. Buffalo...career-high 8 receptions for 82 yards and 2 TDs vs. Jacksonville in Week 11...college teammate of DE J.J. Watt

WR 11 DeVIER POSEY 6-1 206 Rookie

Made NFL debut in Week 4 vs. Tennessee...6 receptions for 87 yards...recovered a blocked punt for his first career TD in Week 6 vs. Green Bay...drafted by the Texans in the 3rd round out of Ohio State…started 29-of-41 games…7th in school history with 136 receptions and 18 TDs

QB 13 T.J. YATES 6-4 219 2nd season

Played in 4 games in 2012...4-of-10 for 38 yards and 1 INT...82-of-134 passing for 949 yards and 3 TDs in 2011 after becoming starter, due to QB Matt Schaub's and QB Matt Leinart's injuries...led the Texans on 2 game-winning drives in the 4th quarter (vs. Atlanta and at Cincinnati)...only Texans rookie to throw for 300 yards in a game (at Cincinnati)...threw for 9,377 yards, 58 TDs and 46 INTs at North Carolina...set 37 Tar Heel records...led Texans to first playoff victory in franchise history

FB 40 TYLER CLUTTS 6-2 260 2nd season

Acquired from Chicago via trade on Aug. 31, 2012...has played in the UFL, CFL and AFL...former college DE who had 23.5 career sacks at Fresno State...started 8 games for Chicago in 2011...filled in as a long snapper for the Bears for 1 game

RB 44 BEN TATE 5-11 215 3rd season

11th player in NFL history with back-to-back 100-yard games to start his pro career...Texans' second-leading rusher in 2011 with 942 yards and had 4 100-yard games…spent 2010 season on IR with ankle injury...3rd on the Texans with 279 yards rushing on 65 carries and 2 TDs...missed Weeks 9-12 with a hamstring injury

RB 28 JUSTIN FORSETT 5-8 194 5th season

UFA signee on June 4, 2012 (Seattle)…Texans record 81-yard TD run in Week 12 at Detroit...2nd on the team with 374 yards rushing on 63 carries...has played in 76 career games with 7 starts, rushing for 1,661 yards and 8 TDs...led Seattle in 2009 with a 5.4 yards/carry average and 4 rushing TDs while finishing 2nd with 619 yards...second among all NFL rookies with a 9.7-yard return average in 2008

PROBABLE DEFENSIVE STARTERS

DE 99 J.J. WATT 6-5 295 2nd season

Led the NFL with a franchise-record 20.5 sacks...2013 Pro Bowl selection...only player in NFL history with 15 sacks and 15 passes defensed in the same season... led team with a career-high 107 tackles...led team with 39 TFLs, 42 QB hits, 16 passes defensed, 4 FF and 2 FR in 2012...involved in 95 plays of zero or negative yards in 2012...26.0 career sacks...29-yard pick-six and a sack against Cincinnati in the 2011 AFC Wild Card round...served with Andre Johnson as Grand Marshal of the 2012 Houston Livestock Show and Rodeo Parade

NT 95 SHAUN CODY 6-4 307 8th season

Set a career high with 38 tackles in 2010...has started 58 games since joining the Texans in 2009...27 tackles in 2012...missed Weeks 10-12 with an injury to his ribs...host of popular web show on HoustonTexans.com, "On The Nose"

DE 94 ANTONIO SMITH 6-4 284 8th season

Named a defensive captain the last 3 seasons...career-high 7.0 sacks, 17 QB hits, FF, FR and 51 tackles in 2012...elected to his first Pro Bowl following the 2011 season...nicknamed the Ninja Assassin...22.0 sacks in 63 games as a Texan...6.5 sacks in 2011...started playing football in 9th grade

SLB 58 BROOKS REED 6-3 257 2nd season

42 tackles, 2.5 sacks and a FF in 2012...missed 4 games with a groin injury suffered at Detroit in Week 12...franchise rookie record in 2011 with 6.0 sacks

ILB 53 BRADIE JAMES 6-2 240 10th season

Tied for 2nd on team with 105 tackles...UFA signee on April 12, 2012…spent the first 9 seasons of his career with Dallas…from 2007-10, played for Texans DC Wade Phillips…career-high 8.0 sacks in 2008

ILB 54 BARRETT RUUD 6-2 241 8th season

Signed as a free agent on Oct. 10 after playing 3 games with New Orleans...started in Week 13 at Tennessee and recorded his first sack since 2010...460 career tackles...back-to-back 100-plus tackle seasons with Tampa Bay in 2008-09

WLB 98 CONNOR BARWIN 6-4 268 4th season

65 tackles, 3 sacks and 12 TFLs in 2012...had a sack-safety against Baltimore in Week 7...switched to OLB from DE in 2011...led team in 2011 with 27 QB hits and 11.5 sacks...franchise-record 4.0 sacks at Jacksonville (11/27/11)...former TE and basketball player at Cincinnati

LCB 25 KAREEM JACKSON 5-10 192 3rd season

44 career starts...tied for 3rd in AFC with 4 INTs...66 tackles and 16 passes defensed...scored first career TD on 63-yard INT return in Week 4 vs. Tennessee... career-high 9 tackles at Denver in Week 3

RCB 24 JOHNATHAN JOSEPH 5-11 189 7th season

67 tackles, 11 passes defensed and 2 INTs in 2012...52-yard pick-6 against Baltimore in Week 7...2011 UFA signee (Cincinnati)...20 career INTs...tied for the team lead in 2011 with 4 INTs and led team with 15 passes defensed...AP All-Pro Second Team in 2011...2012 and 2013 Pro Bowl selection

SS 38 DANIEAL MANNING 5-11 210 7th season

96 tackles, 2 TFLs, 1 sack, 3 FF, FR and 2 INTs in 2012...2011 UFA signee (Chicago)...1st career INT return for a TD vs. Tennessee in Week 4 (55 yards)...59 tackles, 1 blocked kick and 2 INTs in 2011

FS 29 GLOVER QUIN 6-0 207 4th season

Tied for 2nd on the team with a career-high 105 tackles, 14 passes defensed, 2 INTs, 1 sack, 6 TFLs and 2 FFs in 2012...moved to SS in 2011 after 28 starts at CB in first 2 seasons...set a Texans mark with 3 INTs against Tennessee in 2010...73 tackles, 9 passes defensed and a FR in 2011

DEFENSIVE RESERVES

NT 92 EARL MITCHELL 6-3 300 3rd season

Native Houstonian who has played in 46 career games...career-high 55 tackles and 3 passes defensed in 2012...had a sack and pass defensed in 2011 AFC Wild Card round against Cincinnati

NT 97 TERRELL McCLAIN 6-2 300 2nd season

Signed as a FA on Oct. 29...3rd-round pick of Carolina in 2011...14 career games played with 1 sack...began the season with New England

DE 93 JARED CRICK 6-4 287 Rookie

32 tackles in 2012...4th-round pick out of Nebraska…ranks 8th on Nebraska's all-time sack list...missed a majority of his senior season with a pectoral injury

OLB 50 BRYAN BRAMAN 6-5 251 2nd season

Team-best 16 special teams tackles in 2012...Pro Bowl special teams alternate...2 blocked punts, including 1 returned for a TD in Week 15 against Indianapolis... blocked a punt in Week 6 against Green Bay that was recovered for a TD...played at West Texas A&M while Texans Asst. LB Coach Bobby King was on staff

OLB 57 JESSE NADING 6-5 257 4th season

Career-high 13 special teams tackles...8 special teams tackles and 0.5 sacks in 2011...all-state football, basketball and baseball player in high school in Colorado

ILB 49 CAMERON COLLINS 6-1 241 Rookie

Undrafted out of Oregon State...spent a total of 7 weeks on the Texans' practice squad this season...signed to active roster on Jan. 4 and saw his first pro action in the Wild Card game against Cincinnati

ILB 90 MISTER ALEXANDER 6-3 252 2nd season

Saw action in final 8 games of rookie season...played in 6 regular season games with the Texans...re-signed to the team on Jan. 1

WLB 59 WHITNEY MERCILUS 6-4 257 Rookie

Tied a franchise rookie record with 6.0 sacks...7 special teams tackles, 24 tackles, 2 FF and 1 FR...1st career start in Week 13 at Tennessee and recorded 2 sacks and a FR...Ted Hendricks Award winner...led the NCAA with 16 sacks in 2011

CB 22 ALAN BALL 6-2 191 6th season

13 special teams tackles...missed last five weeks of the season with a foot injury... UFA signee on June 4 (Dallas)…played in 48 games with Dallas from 2009-11

CB 26 BRANDON HARRIS 5-10 194 2nd season

Played in 7 games as a rookie (2011) with 1 solo tackle and 1 pass defensed... career-high 7 tackles against Tennessee in Week 13...12 tackles and 2 special teams tackles…Florida's Gatorade Player of the Year in high school

CB 30 STANFORD ROUTT 6-1 195 8th season

Signed by Texans on Dec. 5...started 7 games with KC this season...Austin, Texas native...12 career INTs...made Texans debut at New England in Week 14

CB 20 ROC CARMICHAEL 5-10 195 2nd season

5 tackles on defense and 4 on special teams…made his NFL debut in Week 12 at Detroit...placed on IR for all of 2011 season (shoulder)

SS 27 QUINTIN DEMPS 5-11 208 5th season

30 tackles in 2012...3 INTs in 48 career games, including 2 INTs last season

SS 35 EDDIE PLEASANT 5-10 210 Rookie

Undrafted free agent signed from practice squad on Dec. 21...NFL debut in Week 16 vs. Minnesota and made one special teams tackle

FS 31 SHILOH KEO 5-11 202 2nd season

Named a mid-season special teams captain...career-high 11 special teams tackles in 2012 and has 1 INT (at NE)

SPECIALISTS

K 17 SHAYNE GRAHAM 6-0 210 11th season

31-for-38 on FGs...5th in NFL with a franchise-record 138 points...FA signed on May 7, 2012 (Baltimore)…selected to the 2005 Pro Bowl…fifth-most accurate kicker in NFL history (85.4%)…has made 98.7% of his PATs…owns Cincinnati Bengals' season records for points (131 in 2005) and FGs (31 in 2007), and FGs in a game (7 in 2007)...1,078 career points

P 5 DONNIE JONES 6-2 221 9th season

Set franchise records with a 47.2 gross average and 40.5 net punting average... placed 28 inside the 20 in 2012...UFA signee on March 30, 2012 (St. Louis)…career gross average of 45.5 yards is 5th in NFL history…AP Second-Team All-Pro in 2008 and 2009

LS 46 JON WEEKS 5-10 248 3rd season

FA signee on April 28, 2010…has played in 48 career games…originally attended Baylor as an invited walk-on and earned a scholarship after his freshman season... was training to be an EMT when he was discovered at a workout

HEAD COACH COMPARISON

AFC Divisional • Houston Texans at New England Patriots • Sunday, Jan. 13, 2013

TEXANS HEAD COACH GARY KUBIAK

Gary Kubiak has constructed a talent-laden roster and installed an offensive system that has ranked among the NFL's best since taking the reins of the Houston Texans. Kubiak was named the AFC Coach of the Year by Kansas City-based NFL 101 after leading the Texans to a 10-6 regular season record and the franchise's first AFC South division crown, playoff berth and playoff win in 2011. He has a franchise-record 60 wins (including the playoffs) and has led the Texans to back-to-back AFC South crowns in 2011 and 2012 since being named the second head coach of the Houston Texans on Jan. 26, 2006.

The Houston native has led the Texans to the five best seasons in franchise history, going 8-8 in 2007 and 2008 before producing the first winning season in team history in 2009, narrowly missing the playoffs at 9-7. His tenure has been marked by offensive proficiency, producing the top five scoring, total offense and passing season marks in franchise history from 2007-11. The top two rushing seasons in franchise history have come on Kubiak's watch as well, including a franchise-record 153.0 yards per game in 2011, which ranked second in the NFL.

Four of the Texans' top five defensive seasons have come under Kubiak, including the third-largest defensive turnaround in NFL history from 2010 to 2011. The 2011 Texans gave up 285.7 yards per game to rank second in the League after giving up 376.9 yards per game and ranking 30th in 2010.

	GARY KUBIAK
2006-12	Head Coach Houston Texans
2003-05	Offensive Coordinator Denver Broncos
1995-02	Offensive Coordinator/QBs Denver Broncos
1994	Quarterbacks San Francisco 49ers
1992-93	Running Backs Texas A&M

Strong team performances on offense and defense have been sparked by some outstanding individual efforts under Kubiak. Seventeen of the 21 Pro Bowl elections in team history have come during Kubiak's tenure, and the Texans are the only team in the NFL to produce a rushing, receiving and passing yardage champion since Kubiak became head coach.

One of Kubiak's primary goals upon arriving in Houston was to create a home field advantage at Reliant Stadium, and he has made significant strides in that direction. The Texans have posted a 35-21 (.625) home record since 2006 and have had at least a .500 record at home in each of Kubiak's seven seasons. The team was 10-22 (.315) at home prior to Kubiak's arrival.

Kubiak spent 20 of the previous 23 years in the Denver area, where he earned a reputation as a brilliant offensive strategist. He played in 119 games and tossed 14 touchdowns for the Broncos from 1983-91 as the backup for Hall of Fame quarterback John Elway. He was a part of three teams that reached the Super Bowl.

In his 11 years as offensive coordinator in Denver, Kubiak's Broncos amassed 66,501 total yards and 465 touchdowns, the most in the NFL in that span. He coached 14 different Broncos who made the Pro Bowl, and Denver's rushing attack totaled 25,022 yards, most in the NFL, during his tenure.

PATRIOTS HEAD COACH BILL BELICHICK

Bill Belichick is in his 38th season as an NFL coach and is the only head coach in NFL history to win three Super Bowl championships in a four-year span. He is sixth all-time with 204 total victories as a head coach. His winning percentage of .654 ranks third in NFL history among coaches with 150 or more wins.

Belichick was named head coach of the New England Patriots on Jan. 27, 2000, and is in his 13th season as the team's head coach. Through 13 seasons, Belichick has delivered three Super Bowl championships, five conference titles, 10 division crowns and 16 playoff victories, while posting an overall record of 167-63. Belichick directed the Patriots to victories in Super Bowls XXXVI (2001), XXXVIII (2003) and XXXIX (2004), and in 2007 he became the only NFL head coach to guide his team to a 16-0 regular season.

From 2001-12, the Patriots have won 76.0 percent of their regular-season games (146-46), recording the highest winning percentage of any major American professional sports team over that span. Over a 100-game stretch from 2003-08, Belichick directed the team to an 82-18 record – the best record in any 100-game span in NFL history. Belichick has led the Patriots to a winning record in each of the last 12 seasons.

In 2011, Belichick guided the Patriots to a 13-3 record, his fifth AFC Conference Championship and the team's ninth division title in 12 years. The 2011 AFC Championship was Bill Belichick's fifth conference championship as a head coach. Under Belichick's guidance, the Patriots finished with 6,848 total net yards, setting a new franchise record for most total net yards in a season. That total is fourth all-time in NFL history.

	BILL BELICHICK
2000-12	Head Coach New England Partiots
1997-99	Asst. Head Coach New York Jets
1996	Asst. Head Coach New England Patriots
1991-95	Head Coach Cleveland Browns
1985-90	Defensive Coordinator New York Giants
1981-84	LBs/Special Teams New York Giants
1979-90	Def. Asst./Special Teams New York Giants
1978	Asst. Special Teams/ Asst. to Def. Coord. Denver Broncos
1977	TEs/WRs Detroit Lions
1976	Asst. Special Teams Detroit Lions
1975	Staff Assistant Baltimore Colts

Patriots fans witnessed Belichick's impact on a team firsthand in 1996 when he joined the Patriots after five seasons as the head coach of the Cleveland Browns. That year, the Patriots claimed their first division title in 10 years with an 11-5 record and won their first two playoff games at Foxboro Stadium to advance to Super Bowl XXXI.

Belichick's recent accomplishments are the latest triumphs in an NFL coaching career that began in 1975 and during which he has helped produce five Super Bowl titles, seven conference championships and 16 division titles. Now in his 38th season in the NFL, he has more years of NFL experience than any of the other 31 head coaches. He won his first two Super Bowls as the defensive coordinator for the New York Giants in 1986 and again in 1990 before claiming three Super Bowl championships with the Patriots.

Belichick launched his coaching career in 1975 with the Baltimore Colts and continued as an assistant coach with Detroit (1976-77), Denver (1978) and the New York Giants (1979-1990).

He attended Phillips Academy in Andover, Mass., before enrolling at Wesleyan, where he earned his bachelor's degree in economics in 1975.

HEAD COACH COMPARISON

Gary Kubiak		Bill Belichick
59-53	Reg. Season Record	187-101
2-1	Playoff Record	17-7
7	Years as NFL head coach	18
7	Years as team's head coach	13
1-2	Career Head-to-Head (Reg. season)	2-1
1-2	Career vs. Team (Reg. season)	3-1
0-0	Career Head-to-Head (Postseason)	0-0

TEXANS-PATRIOTS MATCHUP

AFC Divisional • Houston Texans at New England Patriots • Sunday, Jan. 13, 2013

INDIVIDUAL COMPARISON (regular season)

TEXANS		PATRIOTS	
PASSING YARDS			
Matt Schaub	4,008	Tom Brady	4,827
RUSHING YARDS			
Arian Foster	1,424	Stevan Ridley	1,263
Justin Forsett	374	Danny Woodhead	301
Ben Tate	279	Brandon Bolden	274
RECEIVING YARDS			
Andre Johnson	1,598	Wes Welker	1,354
Owen Daniels	716	Brandon Lloyd	911
Kevin Walter	518	Rob Gronkowski	790
POINTS SCORED			
Shayne Graham	138	Stephen Gostkowski	153
Arian Foster	102	Steven Ridley	72
Owen Daniels	36	Rob Gronkowski	66
Andre Johnson	24	Danny Woodhead	42
INTERCEPTIONS			
Kareem Jackson	4	Devin McCourty	5
Johnathan Joseph	2	Tavon Wilson	4
Daniel Manning	2	Alfonzo Dennard	3
Glover Quin	2	Steve Gregory	3
SACKS			
J.J. Watt	20.5	Rob Ninkovich	8.0
Antonio Smith	7.0	Chandler Jones	6.0
Whitney Mercilus	6.0	Dont'a Hightower	4.0
Connor Barwin	3.0	Four Players	3.0
***DEFENSIVE TACKLES**			
J.J. Watt	107	Jerod Mayo	147
Glover Quin	105	Brandon Spikes	92
Bradie James	105	Devin McCourty	79
Danieal Manning	96	Kyle Arrington	64
SPECIAL TEAMS TACKLES			
Bryan Braman	16	Matt Slater	17
Alan Ball	13	Nate Ebner	13
Jesse Nading	13	Kyle Arrington	10
Shiloh Keo	11	Mike Rivera	7
KICKOFF RETURNS (Avg.)			
Keshawn Martin	23.9	Devin McCourty	24.2
PUNT RETURNS (Avg.)			
Keshawn Martin	12.1	Julian Edelman	15.5
FIELD GOALS			
Shayne Graham	31/38	Stephen Gostkowski	29/35
PUNTING (GROSS/NET AVG.)			
Donnie Jones	47.2/40.5	Zoltan Mesko	43.1/37.9

* Denotes Texans tackles following coaches' review

TEXANS-PATRIOTS OFFENSIVE STATISTICAL COMPARISON

	HST	Rnk	NE	Rnk
Yards / Game	372.1	7	427.9	1
Yards / Play	5.46	15	5.75	10
Rushing Yards / Game	132.7	8	136.5	7
Rushing Yards / Play	4.18	16	4.18	17
Passing Yards / Game	239.4	11	291.4	4
Passing Yards / Play	6.91	13	7.27	8
Interception Rate	2.35%	9	1.40%	1
Sacks / Pass Attempt	5.05%	9	4.21%	5
First Downs / Game	21.3	7t	27.8	1
Punt Return Avg	10.9	9	12.0	5
Kickoff Return Avg	21.7	23	21.2	25
Field Goals Made	81.58%	22	82.86%	18
3rd Down Pct	37.56%	17	48.67%	1
4th Down Pct	57.14%	12t	66.67%	5t
Red Zone Pct	56.14%	12	70.00%	1
Goal to Go Pct	72.73%	11t	79.59%	6
Avg Time of Possession	32:53	1	30:41	11
Points/Game	26.0	8	34.8	1

TEXANS-PATRIOTS DEFENSIVE STATISTICAL COMPARISON

	HST	Rnk	NE	Rnk
Yards / Game	323.3	7	373.3	25
Yards / Play	5.1	8	5.71	24
Rushing Yards / Game	97.5	7	101.9	9
Rushing Yards / Play	4.0	9	3.93	6
Passing Yards / Game	225.8	16	271.4	29
Passing Yards / Play	6.22	9	7.31	28
Interception Rate	2.58%	14	3.37%	6
Sacks / Pass Attempt	7.57%	6	6.23%	21
First Downs / Game	18.3	6	21.3	25t
Punt Return Avg	10.1	20	6.7	3
Kickoff Return Avg	25.7	27	20.5	3
3rd Down Pct	33.02%	3t	40.00%	22
4th Down Pct	31.25%	3	39.13%	6t
Red Zone Pct	50.00%	7	52.17%	13
Goal-To-Go Pct	66.67%	9t	70.37%	13
Points Allowed	20.7	9t	20.7	9t
Point Differential/Game	5.3	8t	14.1	1
Yard Differential/Game	48.8	6	54.6	5

TEXANS BIG DAYS VS. NEW ENGLAND

- OLB **Connor Barwin** totalled three tackles including a sack for a loss of 10 yards on 1/3/10.
- RB **Arian Foster** rushed for 119 yards and two touchdowns on 20 carries and caught three passes for 26 yards on 1/3/10.
- WR **Andre Johnson** caught four passes for 37 yards and a touchdown on 11/23/03.
- FS **Glover Quin** collected six tackles and two passes defensed on 1/3/10.
- QB **Matt Schaub** threw for 303 yards on 24-of-39 and two touchdowns, including a 25-yard strike on 1/3/10.

TEXANS-PATRIOTS SERIES BREAKDOWN

The Patriots lead the regular season series 3-1, with New England winning the regular season matchup 42-14 at Gillette Stadium on Dec. 10.

REGULAR SEASON

Overall: 1-3 Home: 1-1 Road: 0-2

Date	W/L	Score	H/A	Venue	Texans QB	Patriots QB
11/23/03	L	20-23	H	Reliant Stadium	T. Banks	T. Brady
12/17/06	L	7-40	A	Gillette Stadium	D. Carr	T. Brady
01/3/10	W	34-27	H	Reliant Stadium	M. Schaub	T. Brady
12/10/12	L	14-42	A	Gillette Stadium	M. Schaub	T. Brady

Regular Season Record vs. Patriots ..... Patriots lead, 3-1
Postseason Record vs. Patriots 0-0
Last meeting .....Patriots 42, Texans 14 (12/10/12)
Texans largest margin of victory .....6 (Texans 34, Patriots 27; 1/3/10)
Patriots largest margin of victory ....33 (Patriots 40, Texans 7; 12/17/06)
Current win streak ..... Patriots, 1
Texans longest win streak 1 (2010)
Patriots longest win streak..... 2 (2003-06)
Most points, Texans.....34 (34-27 win, 1/3/10)
Most points, Patriots.....42 (42-14 win, 12/10/12)
Most points, both teams .....61 (Texans 34, Patriots 27; 1/3/10)
Fewest points, Texans.....7 (40-7 loss; 12/17/06)
Fewest points, Patriots .....23 (23-20 win; 11/23/03)
Fewest points, both teams.....43 (Patriots 23, Texans 20; 11/23/03)
Most net yards, Texans.....439 (1/3/10; Texans 34, Patriots 27)
Most net yards, Patriots.....472 (11/23/03; Patriots 23, Texans 20)
Most rushing yards, Texans.....144 (1/3/10; Texans 34, Patriots 27)
Most rushing yards, Patriots.....130 (12/10/12; Patriots 42, Texans 14)
Most passing yards, Texans .....295 (1/3/10; Texans 34, Patriots 27)
Most passing yards, Patriots .....344 (11/23/03; Patriots 23, Texans 20)
Fewest net yards, Texans.....169 (11/23/03; Patriots 23, Texans 20)
Fewest net yards, Patriots .....230 (12/17/06; Patriots 40, Texans 7)
Fewest rushing yards, Texans.....89 (11/23/03; Patriots 23, Texans 20)
Fewest rushing yards, Patriots.....74 (1/3/10; Texans 34, Patriots 27)
Fewest net passing yards, Texans .....80 (11/23/03; Patriots 23, Texans 20)
Fewest net passing yards, Patriots..... 125 (12/17/06; Patriots 40, Texans 7)
Most sacks, Texans ..... 4 (11/23/03; Patriots 23, Texans 20)
Most sacks, Patriots .....4 (12/17/06; Patriots 40, Texans 7)
Most interceptions, Texans..... 2 (11/23/03; Patriots 23, Texans 20)
Most interceptions, Patriots ..... 4 (12/17/06; Patriots 40, Texans 7)
Most turnovers, Texans ..... 4 (12/17/06; Patriots 40, Texans 7)
Most turnovers, Patriots ..... 3 (11/23/03; Patriots 23, Texans 20)
Most penalties, Texans.....7-70 (12/10/12; Patriots 42, Texans 14)
Most penalties, Patriots .....6-56 (12/10/12; Patriots 42, Texans 14)

TEXANS CAREER STATS VS. PATRIOTS

PASSING

Player	G	A-C-I	Yds	Pct.	TD	Sk/Lst	Rtg
M. Schaub	3	105-61-2	833	58.1	5	6/46	91.5
T. Yates	1	4-2-0	15	50.0	0	0/0	59.4

RUSHING

Player	G	Att.	Yds	Avg.	Lg	TD
A. Foster	2	35	165	4.7	24	3
B. Tate	1	8	46	5.8	23	0
J. Forsett	2	3	7	2.3	5	0
T. Yates	1	1	1	1.0	1t	1

RECEIVING

Player	G	Rec.	Yds	Avg.	Lg	TD
A. Johnson	4	23	225	9.8	25	1
A. Foster	2	7	65	9.3	23	0
K. Walter	4	4	47	11.8	17	0
O. Daniels	2	3	33	11.0	13	0
L. Jean	1	2	31	15.5	24	0
J. Casey	2	1	30	30.0	30	0
D. Posey	1	1	19	19.0	19	0
J. Forsett	2	1	14	14.0	14	0
B. Tate	1	1	-1	-1.0	-1	0
K. Martin	1	1	-4	-4.0	-4	0

KICKOFF RETURNS

Player	KR	Yds	Avg.	Lg	TD
K. Martin	2	39	19.5	27	0

PUNT RETURNS

Player	PR	Yds	Avg.	Lg	TD	FC
K. Martin	2	1	0.5	1	0	1

KICKING

Player	G	FG	FGA	Lg	XP	XPA	KO	TB
S. Graham	5	7	8	48	8	8	20	2

PUNTING

Player	G	No.	Blk	Avg.	Lg	TB	I20	Net
D. Jones	7	35	0	42.9	59	3	11	36.8

DEFENSE

Player	G	UA	A	Tot	Sk	Yds	INT	PD	FF	FR
D. Manning	3	14	6	20	0.0	0	0	0	2	1
J. Joseph	4	14	3	17	0.0	0	0	1	0	0
B. James	4	6	9	15	0.0	0	0	0	1	0
G. Quin	2	8	6	14	0.0	0	0	3	0	0
B. Ruud	3	8	5	13	0.0	0	0	1	0	0
A. Smith	3	2	5	7	0.0	0	0	0	0	0
C. Barwin	2	4	2	6	1.0	10	0	0	0	0
E. Mitchell	1	0	5	5	0.0	0	0	0	1	0
J. Crick	1	0	4	4	0.0	0	0	0	0	0
J. Watt	1	2	2	4	0.0	0	0	0	1	0
Q. Demps	1	0	3	3	0.0	0	0	0	0	0
W. Mercilus	1	2	0	2	1.0	7	0	0	0	0
K. Jackson	1	1	1	2	0.0	0	0	0	0	0
B. Harris	1	1	1	2	0.0	0	0	0	0	0
S. Cody	2	0	2	2	0.0	0	0	0	0	0
A. Ball	1	0	1	1	0.0	0	0	0	0	0
B. Braman	1	0	1	1	0.0	0	0	0	0	0

TEXANS-PATRIOTS CONNECTIONS

Vollmer

O'Shea

PATRIOTS WITH CONNECTIONS TO TEXAS

T **Marcus Cannon** (Odessa/TCU); QB **Ryan Mallett** (Texarkana); CB **Aqib Talib** (Richardson); T **Sebastian Vollmer** (Univ. of Houston); WR **Wes Welker** (Texas Tech); Special Teams Coordinator **Scott O'Brien** (coached at Rice University, 1986); WR Coach **Chad O'Shea** (Houston/Univ. of Houston/coached there 1996-99); Asst. Head Coach/OL **Dante Scarnecchia** (coached at SMU 1975-76, 1980-81); CB **Malcolm Williams** (Grand Prairie/TCU).

Graham

FORMER PATRIOTS ON THE TEXANS

K **Shayne Graham** (2010); NT **Terrell McClain** (2012).

Foster

Mayo

TEXANS-PATRIOTS COLLEGE CONNECTIONS

Texans LB Coach **Reggie Herring** (2005-07) coached at Arkansas when Patriots DE **Jake Bequette** (2007-11) played there; Texans QB Coach **Karl Dorrell** (2003-07) coached at UCLA when Patriots WR **Matt Slater** (2003-07) played there; Texans G **Antoine Caldwell** (2005-08) and CB **Kareem Jackson** (2007-09) played at Alabama with Patriots DE **Brandon Deaderick** (2005-09) and LB **Dont'a Hightower** (2008-11) when Patriots Special Teams Asst. **Joe Judge** (2009-11) coached there; Texans DE **Jared Crick** (2007-11) played at Nebraska with Patriots CB **Alfonzo Dennard** (2008-11); Texans WR **DeVier Posey** (2008-11) played at Ohio State with Patriots S **Nate Ebner** (2009-11); Texans G **Wade Smith** (1999-02) played at Memphis with Patriots K **Stephen Gostkowski** (2002-05); Texans OLB **Whitney Mercilus** (2008-11) played at Illinois with Patriots TE **Michael Hoomanawanui** (2007-09) and S **Tavon Wilson** (2008-11); Texans RB **Arian Foster** (2004-08) played at Tennessee with Patriots LB **Jerod Mayo** (2004-07); Texans NT **Earl Mitchell** (2006-09) and OLB **Brooks Reed** (2006-10) played at Arizona with Patriots TE **Rob Gronkowski** (2007-09); Texans RB **Justin Forsett** (2004-07) played at California with Patriots RB **Shane Vereen** (2007-10); Texans C **Chris Myers** (2000-04) and WR **Andre Johnson** (2000-02) played at Miami with Patriots DT **Vince Wilfork** (2001-03);Texans WR Coach **Larry Kirksey** (1989) coached at Pittsburgh with Patriots Special Teams Coordinator **Scott O'Brien** (1987-90).

Manning

Lloyd

TEXANS-PATRIOTS PRO CONNECTIONS

Texans ILB **Barrett Ruud** (2005-10) played for Tampa Bay with Patriots CB **Kyle Arrington** (2009), LB **Niko Koutouvides** (2009-10), and CB **Aqib Talib** (2008-12); Texans P **Donnie Jones** (2007-11) played for St. Louis with Patriots TE **Daniel Fells** (2008-10), TE **Michael Hoomanawanui** (2010-11) and WR **Brandon Lloyd** (2011) when Patriots Offensive Coordinator/QBs **Josh McDaniels** (2011) coached there; Patriots S **Steve Gregory** played for San Diego (2006-11) when Texans Defensive Coordinator **Wade Phillips** (2004-06) coached there; **Jones** (2004) played for Seattle with **Koutouvides** (2004-07) and LB **Tracy White** (2003-04); Texans SS **Danieal Manning** (2006-10) played for Chicago with **Lloyd** (2008); **Gardner** (2009) played for Miami with Patriots G **Donald Thomas** (2008-09) when Texans QB Coach **Karl Dorrell** (2008-11) coached there; Texans SS **Quintin Demps** (2008-09) played for Philadelphia with **White** (2008-09); Texans Offensive Coordinator **Rick Dennison** (1995-2009) and Assistant OL Coach **Jim Ryan** (2004-08) coached at Denver with **McDaniels** (2009-10) and Patriots Special Teams Coordinator **Scott O'Brien** (2007-08) when Texans T **Ryan Harris** (2007-11), C **Chris Myers** (2005-07), Patriots LB **Niko Koutouvides** (2008) and WR **Brandon Lloyd** (2009-10,11) played there; Texans Defensive Backs Coach **Vance Joseph** (2005-10) coached for San Francisco when **Lloyd** (2003-05) played there; **Graham** (2002) played for Carolina when **O'Brien** (1999-04) coached there; **Jones** (2005-06) and Texans G **Wade Smith** (2003-05) played for Miami with Patriots WR **Wes Welker** (2004-06) when **O'Brien** (2005-06) coached there; **Dorrell** (2008-11) coached for Miami when Patriots DE **Rob Ninkovich** (2007-08) and LB **Mike Rivera** (2010, 2012) played there; Texans RB **Justin Forsett** (2008-11) played for Seattle when Patriots WR **Deon Branch** (2006-10) played there;

THE LAST TIME THEY MET

AFC Divisional • Houston Texans at New England Patriots • Sunday, Jan. 13, 2013

GAME 13: New England 42, Houston 14

68,756 • Gillette Stadium • Foxborough, Mass. • Dec. 10, 2012

GAME SUMMARY

The Texans lost 42-14 to the New England Patriots on Monday Night Football at Gillette Stadium.

It was a lopsided affair from the get-go, with the Patriots scoring on each of their first three possessions on touchdown passes by Tom Brady to take a 21-0 lead. The Texans trailed 14-0 after the first quarter, 21-0 at halftime and 28-7 after the third quarter.

Brady went 21-of-35 for 296 yards and four touchdowns with no interceptions (125.4 rating). The Texans sacked him one time. Texans QB Matt Schaub was 19-of-32 for 232 yards with no touchdowns and an interception (68.8 rating). He was sacked twice. Both quarterbacks were replaced by their backups midway through the fourth quarter with the game well in hand.

The Texans were penalized seven times for 70 yards. Two of their defensive penalties came on third down in the first half, extending Patriots drives and leading to touchdowns. On offense, the Texans got into Patriots territory five times and into the red zone only twice on 13 possessions.

WR Lestar Jean dropped an over-the-shoulder pass on third down on the Texans' first drive. Brady drove the Patriots drove into Texans territory and threw an incomplete pass on third-and-six from the 34-yard line, but CB Brandon Harris was flagged for holding to extend the drive. Two plays later, RB Stevan Ridley fumbled at the 4-yard-line. CB Kareem Jackson was first to the ball but couldn't obtain possession, and the Patriots recovered at their own 7. Brady hit TE Aaron Hernandez for a touchdown pass on the very next play.

On the Texans' next drive, Schaub was picked off in the end zone by Devin McCourty on second-and-eight from the New England 21. The Patriots then drove 82 yards in six plays for a 37-yard touchdown catch by Brandon Lloyd.

After a three-and-out by the Texans, SS Danieal Manning was flagged for pass interference on third down on the Patriots' next drive. Instead of having to punt, the Patriots scored three plays later on a 4-yard touchdown catch by Hernandez.

Down 21-0, the Texans drove into Patriots territory twice in the second quarter but turned the ball over on downs both times.

Five minutes into the third quarter, the Patriots went up 28-0 with a 63-yard touchdown pass from Brady to WR Donte Stallworth. Stallworth beat Harris on the play on third-and-10.

The Texans got on the scoreboard with a 1-yard touchdown run by Arian Foster with 6:12 remaining in the third quarter, making the score 28-7. That capped a seven-play, 88-yard scoring drive that was keyed by a 23-yard run by Ben Tate and 30-yard catch by James Casey.

The Patriots went up 35-7 with 14:15 remaining on a play that summed up the Texans' night. RB Danny Woodhead picked up 16 yards on a short pass to the right. DE J.J. Watt chased him down at the 10-yard line and forced a fumble. The ball popped forward and bounced into the end zone, and Lloyd recovered it for a touchdown to essentially ice the game.

Ridley scored on a 14-yard touchdown run on third down with 7:28 remaining. Texans S Shiloh Keo picked off Ryan Mallett at the New England 31-yard line with 3:01 remaining to set up a 1-yard touchdown run by Texans QB T.J. Yates.

SCORING

SCORE BY PERIODS	1	2	3	4	OT	Total
Houston Texans	0	0	7	7	-	14
New England Patriots	14	7	7	14	-	42

SCORING DRIVES

Team	Qtr	Time	Play Description (Extra Point) (Drive info)	HOU	NE
Patriots	1	9:27	A.Hernandez 7 yd. pass from T.Brady (S.Gostkowski kick) (7-56, 3:12)	0	7
Patriots	1	2:49	B.Lloyd 37 yd. pass from T.Brady (S.Gostkowski kick) (6-82, 2:41)	0	14
Patriots	2	11:01	A.Hernandez 4 yd. pass from T.Brady (S.Gostkowski kick) (8-70, 3:59)	0	21
Patriots	3	9:49	D.Stallworth 63 yd. pass from T.Brady (S.Gostkowski kick) (5-74, 1:05)	0	28
Texans	3	6:12	A.Foster 1 yd. run (S.Graham kick) (7-88, 3:37)	7	28
Patriots	4	14:15	B.Lloyd fumble recovery in end zone (S.Gostkowski kick) (9-72, 4:13)	7	35
Patriots	4	7:23	S.Ridley 14 yd. run (S.Gostkowski kick) (10-68, 4:24)	7	42
Texans	4	2:00	T.Yates 1 yd. run (S.Graham kick) (6-25, 1:01)	14	42

TEAM STATISTICS

	TEXANS	PATRIOTS
TOTAL FIRST DOWNS	19	27
THIRD DOWN EFFICIENCY	4-14-29%	6-12-50%
FOURTH DOWN EFFICIENCY	0-2-0%	0-0-0%
TOTAL NET YARDS	323	419
NET YARDS RUSHING	100	130
NET YARDS PASSING	223	289
PASS ATTEMPTS-COMPLETIONS-HAD INTERCEPTED	36-21-1	36-21-1
KICKOFFS Number-In End Zone-Touchbacks	3-2-2	7-7-5
PUNTS Number and Average	7-49.3	5-48.0
Net Punting Average	42.1	43.8
FGs - PATs Had Blocked	0-0	0-0
TOTAL RETURN YARDAGE (Not Including Kickoffs)	2	69
PENALTIES Number and Yards	7-70	6-56
FUMBLES Number and Lost	1-0	2-0
TOUCHDOWNS	2	6
EXTRA POINTS Made-Attempts Kicking Made-Attempts	2-2	6-6
FIELD GOALS Made-Attempts	1-1	1-1
RED ZONE EFFICIENCY	2-2-100%	3-3-100%
GOAL TO GO EFFICIENCY	2-2-100%	2-2-100%
SAFETIES	0	0
TIME OF POSSESSION	29:11	30:49

INDIVIDUAL STATISTICS

RUSHING (Att-Yds): Houston, A. Foster 15-46, B. Tate 8-46, J. Forsett 3-7, T. Yates 1-1. New England, S. Ridley 18-72, S. Vereen 8-40, B. Bolden 2-11, T. Brady 1-6, D. Woodhead 1-4, R. Mallett 3-(-3).

PASSING (C-A-Y-I): Houston, M. Schaub 19-32-232-1, T. Yates 2-4-15-0. New England, T. Brady 21-35-296-0, R. Mallett 0-1-0-1.

RECEIVING (Rec-Yds): Houston, A. Johnson 8-95, A. Foster 4-39, L. Jean 2-31, O. Daniels 2-24, J. Casey 1-30, D. Posey 1-19, J. Forsett 1-14, B. Tate 1-(-1), K. Martin 1-(-4). New England, A. Hernandez 8-58, B. Lloyd 7-89, W. Welker 3-52, D. Woodhead 2-34, D. Stallworth 1-63.

SACKS (Sk-Yds): Houston, W. Mercilus 1.0-7. New England, V. Wilfork 1.0-20, R. Ninkovich 0.5-2, T. Scott 0.5-2.

INTERCEPTIONS (Int-Yds): Houston, S. Keo 1-1. New England, D. McCourty 1-19.

TACKLES (S-A-T): Houston, D. Manning 3-4-7, G. Quin 2-5-7, B. James 1-5-6, D. Sharpton 1-4-5, E. Mitchell 0-5-5, J. Watt 2-2-4, B. Ruud 2-2-4, J. Crick 0-4-4, T. Dobbins 2-1-3, C. Barwin 1-2-3, Q. Demps 0-3-3, W. Mercilus 2-0-2, K. Jackson 1-1-2, B. Harris 1-1-2, S. Cody 0-2-2, B. Braman 0-1-1, A. Smith 0-1-1. New England, J. Mayo 6-1-7, D. Hightower 5-1-6, D. McCourty 5-0-5, R. Ninkovich 2-3-5, B. Deaderick 1-4-5, A. Dennard 4-0-4, S. Gregory 4-0-4, V. Wilfork 3-1-4, A. Talib 3-0-3, T. Scott 0-3-3, C. Jones 1-1-2, M. Cole 1-1-2, P. Chung 1-1-2, K. Arrington 1-0-1, B. Spikes 1-0-1, M. Rivera 1-0-1, T. Wilson 0-1-1.

MISSED FIELD GOALS: None.

THE TEXANS

- Failed to score first for the sixth time this season. Houston fell to 4-2 when allowing its opponents to score first thus far this season.

- Trailed after one quarter for the fourth time this season and trailed at halftime and after three quarters for the third time this season. Houston fell to 2-2, 1-2 and 1-2 in each instance, respectively.

- Lost the time of possession battle for the second time this season, holding the ball for 29:11. It was the first time this season that Houston's time of possession was less than 30:00, since the only other instance in which the Texans lost time of possession was an overtime game at Detroit in Week 12 (11/22).

- Finished with an even turnover margin for the second time this season. Houston gave the ball away once and had one takeaway in the game. The Texans fell to 1-1 in such instances.

FB JAMES CASEY

- Caught a 30-yard pass in the third quarter, matching his long for the season. He also had a 30-yard catch in Week 5 at the New York Jets (10/8), also on Monday Night Football.

TE OWEN DANIELS

- Extended his streak of consecutive games with a reception to 80 with a 13-yard catch in the first quarter. The catch was also the 350th of his career.

RB JUSTIN FORSETT

- Caught his 100th career pass on a 14-yard screen pass in the first quarter. Forsett entered the game with 99 career receptions in five seasons.

RB ARIAN FOSTER

- Scored his 14th rushing touchdown of the season on a 1-yard scoring run in the third quarter, passing RB Domanick Williams' total of 13 rushing touchdowns in 2004 for the second-most in team history. Foster holds the franchise single-season record with 16 rushing touchdowns in 2010.

- Caught his longest pass of the season when he took a screen pass 23 yards in the second quarter. Foster's previous long was an 18-yard catch in Week 2 at Jacksonville (9/16).

- Established a season high with 39 receiving yards in the game, bettering his previous high of 37 yards from Week 2 at Jacksonville (9/16).

WR LESTAR JEAN

- Caught his second pass of the game, a gain of 7 yards in the second quarter. It marked Jean's first career game with multiple receptions.

WR ANDRE JOHNSON

- Surpassed 1,200 receiving yards in a season for the fourth time in his career, topping the milestone on his seventh catch, a gain of 5 yards in the third quarter. Johnson entered the game with 1,114 yards on the year.

- Passed Gary Clark (10,856) for 29th on the NFL's all-time receiving yardage list. Johnson now has 10,865 career receiving yards.

- Extended his franchise-record streak of consecutive games with a reception to 95 with an 8-yard catch in the first quarter.

P DONNIE JONES

- Punted seven times with five traveling at least 50 yards, including punts of 59, 57 and 56 yards, giving him at least one punt of 55 yards or longer in 11 of Houston's 13 games this season.

FS SHILOH KEO

- Registered his first career interception when he picked off a deflected pass from Patriots QB Ryan Mallett in the fourth quarter.

OLB WHITNEY MERCILUS

- Sacked New England QB Tom Brady for a 7-yard loss in the third quarter. The sack gave him 6.0 on the season, tying the franchise rookie sack record set by OLB Brooks Reed in 2011.

NT EARL MITCHELL

- Forced a fumble in the first quarter. It was his first career forced fumble.

WR DEVIER POSEY

- Recorded his first career catch when he hauled in a 19-yard pass from QB T.J. Yates in the fourth quarter.

CB STANFORD ROUTT

- Made his debut as a Texan, seeing action on special teams and as a reserve on defense.

QB MATT SCHAUB

- Surpassed 20,000 career passing yards as a member of the Houston Texans. He entered the game with 19,965 yards as a Texan and topped the milestone on a 13-yard completion to TE Owen Daniels, his fourth pass attempt of the game.

DE J.J. WATT

- Forced a fumble in the fourth quarter. It was his second forced fumble of the season and the second of his career.

QB T.J. YATES

- Scored his first career rushing touchdown on a quarterback keeper from 1 yard away in the fourth quarter.

MISCELLANEOUS NOTES

- Inactive players for the Texans were CB Alan Ball, G Antoine Caldwell, TE Garrett Graham, NT Terrell McClain, RT Derek Newton, OLB Brooks Reed and G Cody White.

- Captains for the Texans were ILB Tim Dobbins, WR Andre Johnson, FS Shiloh Keo, C Chris Myers, QB Matt Schaub, DE Antonio Smith and DE J.J. Watt. Schaub, Johnson, Smith and Watt went to midfield for the pregame coin toss. ILB Brian Cushing, who is on the reserved/injured list, joined his fellow captains at midfield.

- The Patriots won the toss and deferred their option until the second half. Houston received the opening kickoff.

AFC WILD CARD: Houston 19, Cincinnati 13

71,738 • Reliant Stadium • Houston, Texas • Jan. 5, 2013

GAME SUMMARY

The Texans overcame a stagnant red-zone offense with a dominant defense and running game to beat the Cincinnati Bengals 19-13 in a Wild Card playoff game at Reliant Stadium.

In a rematch of last year's Wild Game at Reliant Stadium, which the Texans won 31-10, Houston dominated Cincinnati just about everywhere but the scoreboard. They outgained the Bengals 420-198 and controlled the ball for 38:49. The game stayed close to the end because the Texans were 1-of-4 in the red zone and settled for four field goals.

After finishing the season on a 1-3 skid, the Texans (13-4) went back to a familiar formula to pound the Bengals (10-7). RB Arian Foster carried 32 times for 140 yards and a touchdown. The defense allowed just two field goals, pressured QB Andy Dalton constantly and held the Bengals to 0-of-9 on third down.

Dalton finished the game with 127 passing yards, one interception and a passer rating of 44.7. The Bengals' lone touchdown came on a Matt Schaub pick-six in the second quarter. Schaub played an otherwise efficient game, going 29-of-38 for 262 yards with an 83.4 passer rating in his first-career playoff start. Schaub missed the Texans' inaugural playoff run last season with a broken foot.

A raucous sellout crowd of 71,738, a new franchise record for attendance, helped the Texans set the tone from the start of the game. They went ahead 3-0 on the game-opening drive and trailed only for a seven-minute period in the second quarter.

The Texans outgained the Bengals 250-53 in the first half but led just 9-7 after stalling twice in the red zone in the second quarter, leading to two Shayne Graham field goals from within 30 yards.

Schaub was picked off on third-and-three from the Houston 19-yard line in the second quarter. CB Leon Hall stepped in front of a pass in the left flat intended for FB James Casey and returned it 21 yards for a touchdown with 9:30 remaining in the second quarter. That put the Bengals up 7-6 despite having only 29 yards of offense.

The second half started with the Texans' defense forcing a three-and-out and the Texans' offense scoring its only touchdown. Foster ran it in from one yard out on second-and-goal to cap a six-play, 46-yard scoring drive.

Joseph picked off Dalton late in the third quarter, giving the Texans the ball back at the Cincinnati 26. The Texans could not convert the turnover into a touchdown but came away with another short field goal, this one from 24 yards, to go up 19-10.

The Bengals cut the deficit to 19-13 with a 47-yard field goal by Josh Brown on their next drive. They got the ball back with 6:15 remaining and a chance to take the lead, bu thte Texans forced a turnover on downs on fourth-and-11 from the Houston 36 when Joseph and S Shiloh Keo tackled WR Marvin Jones after an 8-yard gain.

The Texans ran out the remaining 2:44. Head Coach Gary Kubiak called for a play-action pass on third-and-two from the Houston 36 with 2:33 remaining, and TE Garrett Graham made a 7-yard catch in traffic to move the chains. Foster ran 10 yards for another first down two plays later to ice the game and send the Texans on to the Divisional Round.

Texans TE Owen Daniels had a game-high nine catches for 91 yards. DE J.J. Watt and OLB Brooks Reed both sacked Dalton. CB Johnathan Joseph, who played for the Bengals from 2006-10, had an interception against his former team in the playoffs for the second consecutive year. Texans WR Andre Johnson had four catches for 62 yards.

SCORING

SCORE BY PERIODS	1	2	3	4	OT	Total
Cincinnati Bengals	0	7	3	3	-	13
Houston Texans	3	6	7	3	-	19

SCORING DRIVES

Team	Qtr	Time	Play Description (Extra Point) (Drive info)	CIN	HOU
Texans	1	7:49	S.Graham 48 yd. Field Goal (9-65, 4:19)	0	3
Texans	2	13:07	S.Graham 27 yd. Field Goal (12-60, 7:05)	0	6
Bengals	2	9:30	L.Hall 21 yd. interception return (J.Brown kick)	7	6
Texans	2	2:19	S.Graham 22 yd. Field Goal (13-76, 7:11)	7	9
Texans	3	10:31	A.Foster 1 yd. run (S.Graham kick) (6-51, 3:20)	7	16
Bengals	3	7:48	J.Brown 34 yd. Field Goal (7-64, 2:43)	10	16
Texans	4	14:17	S.Graham 24 yd. Field Goal (8-20, 3:49)	10	19
Bengals	4	9:03	J.Brown 47 yd. Field Goal (10-32, 5:14)	13	19

TEAM STATISTICS

	BENGALS	TEXANS
TOTAL FIRST DOWNS	12	24
THIRD DOWN EFFICIENCY	0-9-0%	8-17-47%
FOURTH DOWN EFFICIENCY	1-2-50%	0-1-0%
TOTAL NET YARDS	198	420
NET YARDS RUSHING	80	158
NET YARDS PASSING	118	262
PASS ATTEMPTS-COMPLETIONS-HAD INTERCEPTED	30-14-1	38-29-1
KICKOFFS Number-In End Zone-Touchbacks	4-4-2	6-5-0
PUNTS Number and Average	5-46.6	3-42.0
FGs - PATs Had Blocked	0-0	0-0
Net Punting Average	43.8	38.0
TOTAL RETURN YARDAGE (Not Including Kickoffs)	33	28
PENALTIES Number and Yards	5-51	7-55
FUMBLES Number and Lost	1-0	0-0
TOUCHDOWNS	1	1
EXTRA POINTS Made-Attempts	1-1	1-1
FIELD GOALS	2-2	4-4
RED ZONE EFFICIENCY	0-1-0%	1-4-25%
GOAL TO GO EFFICIENCY	0-0-0%	1-2-50%
SAFETIES	0	0
TIME OF POSSESSION	21:11	38:49

INDIVIDUAL STATISTICS

RUSHING (Att-Yds): Cincinnati, B. Green-Ellis 11-63, A. Dalton 4-15, B. Leonard 1-2. Houston, A. Foster 32-140, K. Martin 1-16, M. Schaub 4-1, B. Tate 2-1.
PASSING (C-A-Y-I): Cincinnati, A. Dalton 14-30-127-1. Houston, M. Schaub 29-38-262-1.
RECEIVING (Rec-Yds): Cincinnati, A. Green 5-80, M. Jones 3-34, A. Hawkins 2-15, J. Gresham 2-7, B. Green-Ellis 2-(-9). Houston, O. Daniels 9-91, A. Foster 8-34, A. Johnson 4-62, K. Walter 4-26, G. Graham 3-29, J. Casey 1-20.
SACKS (Sk-Yds): Cincinnati, None. Houston, B. Reed 1.0-0, J. Watt 1.0-9.
INTERCEPTIONS (Int-Yds): Cincinnati, none. Houston, J. Joseph 1-14.
TACKLES (S-A-T): Cincinnati, R. Nelson 9-1-10, R. Maualuga 6-4-10, N. Clements 8-1-9, T. Newman 7-0-7, V. Burfict 4-2-6, L. Hall 4-0-4, P. Sims 4-0-4, D. Peko 3-1-4, R. Geathers 2-2-4, C. Dunlap 2-1-3, G. Atkins 1-2-3, M. Lawson 2-0-2, E. Lamur 1-1-2, M. Johnson 1-1-2, A. Jones 1-0-1, D. Skuta 1-0-1, W. Gilberry 0-1-1. Houston, J. Watt 5-0-5, J. Joseph 5-0-5, B. James 4-0-4, S. Keo 2-2-4, B. Reed 3-0-3, G. Quin 2-0-2, K. Jackson 2-0-2, C. Barwin 2-0-2, A. Smith 2-0-2, B. Harris 1-0-1, D. Manning 1-0-1, B. Ruud 1-0-1, E. Mitchell 1-0-1.
MISSED FIELD GOALS: None.

THE WIN

- Improved Houston's all-time postseason record to 2-1 overall and 2-0 at Reliant Stadium.
- Advanced the Texans into the AFC Divisional Playoffs for the second consecutive season.
- Improved Houston's all-time record against Cincinnati to 5-3 overall, 2-0 in the postseason and 3-1 all-time at Reliant Stadium.

THE TEXANS

- Won the time of possession battle for the first time in team postseason history and the 13th time this season overall, holding the ball for 38:49.
- Scored first for the 10th time this season and for the first time in team postseason history when they took a 3-0 lead on K Shayne Graham's 48-yard field goal in the first quarter.
- Led after the first quarter for the first time in team playoff history and for the ninth time overall this year.
- Led at halftime for the second time in team postseason history and for the 11th time overall this season. Houston led Cincinnati 17-10 in the 2012 AFC Wild Card Playoff on 1/7/12.
- Led after three quarters for the second time in team postseason history and for the 11th time overall this season.

THE TEXANS OFFENSE

- Gained 420 yards of total offense in the game and averaged 5.5 yards per play. Over the last eight weeks of the 2012 season, Cincinnati's defense had held its opponents to an average of 282.0 yards per game, which ranked second in the NFL over that time frame.
- Outgained the Bengals 158-80 on the ground. It was the third consecutive postseason game in which the Texans outrushed their opponents. Houston improved to 2-1 all-time in postseason and 12-1 overall this season when outrushing the opposition.
- Ran the ball 39 times in the game. Houston improved to 12-0 this season when rushing at least 30 times. Under head coach Gary Kubiak, Houston improved to 45-5, including regular season and postseason games, when rushing at least 30 times.

THE TEXANS DEFENSE

- Held Cincinnati to 198 yards of total offense, which was the fewest surrendered in team postseason history. Houston previously held Baltimore to 227 yards in the 2012 AFC Divisional Playoff (1/15/12).
- Held its opponent to fewer than 20 points for the second time in postseason play, limiting Cincinnati to 13 points. Houston improved to 2-0 in the postseason, 43-2 overall (including playoffs) under Head Coach Gary Kubiak, and 10-0 overall this season when holding its opponent to fewer than 20 points.
- Did not allow the Bengals offense to convert any of its nine third-down attempts in the game. It marked the first time since the 1988 playoffs that a team did not allow a single third-down conversion. The last team to do so was the Cincinnati Bengals against the Buffalo Bills in the AFC Championship Game on 1/8/89.

ILB CAMERON COLLINS

- Made his pro debut when he took the field on the opening kickoff. Collins was signed from the Texans' practice squad on Friday, Jan. 4.

TE OWEN DANIELS

- Set a franchise postseason record with nine receptions. WR Andre Johnson caught eight passes for 111 yards in the 2012 AFC Divisional Playoff at Baltimore (1/15/12). RB Arian Foster matched Johnson's total with eight catches for 34 yards against the Bengals.
- Recorded the second-most receiving yards in a playoff game in team history with 91, trailing WR Andre Johnson's 111 yards in the 2012 AFC Divisional Playoff at Baltimore (1/15/12).
- Extended his streak of consecutive games with a reception to 84, including regular season and postseason games, with an 8-yard catch in the first quarter.

RB ARIAN FOSTER

- Became the first player in NFL history to rush for more than 100 yards in each of his first three career playoff games. Foster finished the game with 140 yards on 32 carries. Overall, he was the eighth man in League history to run for more than 100 yards in three consecutive playoff games.
- Has rushed for 425 yards through his first three playoff games, the most by any player in NFL history through his first three career postseason games. The previous three-game high was 383 yards by Jacksonville RB Fred Taylor following the 1998 and 1999 seasons.
- Set the team postseason record with 32 rushing attempts, bettering his mark of 27 in the 2012 AFC Divisional at Baltimore (1/15/12).
- Caught eight passes in the game, which was tied for the second-most in a game in Texans postseason history behind TE Owen Daniels' nine catches. WR Andre Johnson caught eight passes for 111 yards in the 2012 AFC Divisional Playoff at Baltimore (1/151/2).
- Scored his fourth career touchdown in postseason play on a 1-yard run in the third quarter. Foster has scored at least one touchdown in all three of his career postseason games.

K SHAYNE GRAHAM

- Connected on a 48-yard field goal in the first quarter. It was the longest postseason field goal in his career and was also the longest in Texans history in postseason play. Graham's previous long in the playoffs was a 35-yard kick on 1/16/11 in an AFC Divisional Playoff as a New England Patriot against the New York Jets. The previous long in Texans history was a 40-yarder by K Neil Rackers at Baltimore on 1/15/12 in an AFC Divisional Playoff.
- Set a team postseason record and postseason career high with four field goals. K Neil Rackers hit two field goals in the 2012 AFC Divisional Playoff at Baltimore (1/15/12). Graham previously kicked two field goals in the 2011 AFC Divisional Playoff vs. the New York Jets (1/16/11) as a member of the New England Patriots.
- Set the franchise single-game scoring record with 13 points, topping the 12-point effort of RB Arian Foster in the 2012 AFC Wild Card Playoff vs. Cincinnati (1/7/12).

WR ANDRE JOHNSON

- Extended his franchise-record streak of consecutive games with a reception to 99, including regular season and postseason games, with a 19-yard catch in the first quarter.

CB JOHNATHAN JOSEPH

- Intercepted his second career pass in postseason play when he picked off Cincinnati QB Andy Dalton in the third quarter. Joseph also had a pick against Cincinnati in the 2012 AFC Wild Card (1/7/12).

OLB BROOKS REED

- Sacked Cincinnati QB Andy Dalton for no gain in the fourth quarter, raising his career postseason sack total to 4.5. He has recorded at least one sack in all three of his career postseason games.

QB MATT SCHAUB

- Made his playoff debut as a starter. He played briefly in the 2005 NFC Championship Game with the Atlanta Falcons at Philadelphia (1/23/05) but did not record any statistics.
- Set franchise postseason single-game records for most completions (29), attempts (38) and yards (262). The previous marks were 17 completions, 35 attempts and 184 yards by T.J. Yates at Baltimore in the 2012 AFC Divisional Playoff (1/15/12).

DE J.J. WATT

- Sacked Cincinnati QB Andy Dalton for a 9-yard loss in the first quarter, raising his career postseason sack total to 4.5. Watt has recorded at least one sack in all three of his career postseason games.
- Led the team with five tackles, all of which were solo stops, and recorded two tackles for loss and two passes defensed.

MISCELLANEOUS NOTES

- Total paid attendance was a franchise-record 71,738. The previous high was 71,725 in the 2012 AFC Wild Card vs. Cincinnati (1/7/12).
- The following players made their playoff debuts in the game: G Brandon Brooks, DE Jared Crick, TE Garrett Graham, CB Brandon Harris, T Ryan Harris, G Ben Jones, P Donnie Jones, WR Keshawn Martin, OLB Whitney Mercilus, S Eddie Pleasant and WR DeVier Posey.
- Inactive players for the Texans were G Antoine Caldwell, CB Roc Carmichael, FB Tyler Clutts, T Andrew Gardner, NT Terrell McClain, CB Stanford Routt and G Cody White.
- Captains for the Texans were ILB Tim Dobbins, WR Andre Johnson, FS Shiloh Keo, C Chris Myers, QB Matt Schaub, DE Antonio Smith and DE J.J. Watt. Schaub, Johnson and Smith went to midfield for the pregame coin toss.
- The Texans won the toss and elected to receive the opening kickoff.

GARY KUBIAK POSTGAME QUOTES

(on winning the game considering the pressure the team felt) "I wasn't under any pressure. I don't feel that way. I think these guys have stayed the course the whole way. They've been through a tough month and that's a part of the National Football League. The reason we won today is because nobody on this football team ever panics, they've got a lot of class. They battled and they understand there are going to be highs and lows, and that's why they were able to stand up to this challenge today. We played a great football team, we had to be patient, we had to battle, and we had to play our type of game. I'm just very, very proud of our organization today."

(on the offensive line's play against the second leading pass rush team in the NFL) "The key, once again, as I've told you all along, if we can play our brand of football and run the ball, we had a lead all day long except for one brief period, then we're able to protect our quarterback from a boot standpoint, and a play action standpoint. We stayed very committed to what we were doing and we didn't panic. That's why this thing ends up. We hung on to the ball today. We struggled in the red zone. I told them, 'this team is a great football team and it's going to be a day like that, but nobody will get down, and we will keep playing and we will keep our chin up and we will find a way to win a close football game.' So that was our goal from the get go."

(on the defense's play) "Just exceptional. And the offense helped them by staying on the field. We had the ball for almost 39 minutes in the football game, so that helps your defense. And they were 0-for-9 on third downs and we just kept making big plays. And JJ's (CB Jonathan Joseph) interception is a huge play. Our defense has been battling all year long. We had some young guys out there through some injury circumstances, but (Linebackers coach) Reggie (Herring) and the staff has done a tremendous job of keeping everybody headed in the right direction."

(on the pressure on QB Matt Schaub and if he was tense entering today's **game and if this win gives him confidence)** "I thought he played really well. He makes a mistake with the ball in the flat, and there were some things we were trying to attack there, so we can help him. He's a tough guy. You get battle tested in this league because you go through stuff like this. It's not easy for anybody. And obviously this month hasn't been easy for him, but his chin has been up the whole time and he continues to lead and does a great job. I'm really proud of him. Obviously that is his first playoff game he's ever played in. Whether you're Matt Schaub or whoever you are, that's a little bit different scenario that you step into today. He did a nice job."

(on if last week's practices were different and better) "I saw something in my team this past month, to be honest with you. It wasn't just this week. I watched us go through difficult times and a lot of times you find out a lot about people. They kept coming in here and they kept working. And they kept thinking positive. Our meetings this week, and our meeting last night was a powerful, powerful meeting from just listening to players and nobody getting down on themselves and understanding what this game is all about. Like I said, it's been a gut check for the organization through this past month and the players led the way today and I'm very proud of them."

(on which player impressed him the most last week) "It wasn't necessarily a guy. I'm just saying how they handled themselves. It's been that way all week long. Whether I'm up there talking, or another coach is talking or a player is talking. Everybody refused to get down. It's like, we give up the touchdown, the interception, and the whole football team is there to greet (QB) Matt (Schaub) and say, 'let it go. Let's go play.' That's why this team was able to work through this thing and win a playoff game today because everybody refused to let the negative send them that way."

(on his message to QB Matt Schaub when he was being scrutinized by the media last week) "I just told him that it's part of his job. I don't have to tell him that, he knows. I had a long conversation with him last week, and the first I said, 'how you doing? You ok?' He said, 'you're dang right, I'm fine. Let's just keep battling.' That's why he's a good player. That's why he wins a lot of games because he stays the course and understands that it's not always going to be perfect. But I guarantee he'll sit in there and battle for you."

(on the play of RB Arian Foster) "He's a man. I just talked to him in the locker room. I've been around some good ones, and this guy, the bigger the game. The whole stadium knew we had to line up and run the ball and boy, was he at this best there at the end. He's become a fine, fine player and it just seems like the bigger it gets the better Arian gets."

(on the importance of getting TE Owen Daniels involved today) "It was important because of what they were doing defensively to us. They do a great job of limiting points. They're an excellent team and they play a lot of two-deep, they've got a great front, they don't give up big plays. You have to really work hard for your fours, and fives, and sixes and with that being the case, Owen and (TE) Garrett (Graham), they became a big factor in the game. It was huge. And Owen has been a little beat up and he battle through today and made some big plays for us. And nobody makes one bigger than Garrett there at the end."

(on if was surprised they couldn't get the ball to Bengals WR A.J. Green) "They didn't have time to get it to him, that's the biggest thing. I think we had the ball, 25 minutes in the first half, 23, something like that. If you hold the ball like that, you're just not getting any snaps on the other side of the ball. They had 48 (snaps), we had 77 (snaps). Regardless of how many players you've got, if you're only getting that many snaps, it's hard to get him the ball."

(on the run blocking by the offensive line) "It was not easy. We did start better in the run game today, than we have in the past month. When it counted, we end up running the ball 39 times. That's us if we can play a game like that. It was important, but our guys are battling. We are really young, but boy we had a lot of young players make some mistakes in big games that were on the field. But that is exciting for me, to watch (G) Brandon Brooks, he gets the big holding call, but he's out there battling in a playoff game. (FS Shiloh) Keo gets a big call, but he's out there. These guys are only going to get better with the opportunities that they get. I liked the way we were able to hold up."

(on third down) "First of all, they were manageable. You go back, we have 17 third downs, and we are 8-of-17, so that's a little less than 50 percent. But, I think the biggest thing you're going to find, is that out of those 17, we ran the ball maybe 6 times. We've been in some games lately, we've had 12 third down plays, and we haven't run the ball once because we haven't had a third-and-1 or third-and-2. We can't play that way. We were more on schedule today with what we were doing."

(on if having played the New England Patriots this season helps for next week's game) "We understand the challenge that we have. That is what is awesome about this league; it's the ultimate challenge. They've been there for a long time. We had a rough trip up there last time, but we've earned our right to go back. We want to go back and play a heck of a lot better than we did. We will enjoy this victory today and we'll get back to work. It's a challenge that we all work for. That's why we're here."

Texans vs Bengals

National Football League Game Summary

NFL Copyright © 2012 by The National Football League. All rights reserved. This summary and play-by-play is for the express purpose of assisting media in their coverage of the game; any other use of this material is prohibited without the written permission of the National Football League. Updated: 1/6/2013

Date: Saturday, 1/5/2013

Cincinnati Bengals at Houston Texans

at Reliant Stadium, Houston

Start Time: 3:35 PM CST

Game Day Weather

Game Weather: Showers

Played Indoor on Turf: Natural Grass

Temp: 46° F (7.8° C) Humidity: 93%, Wind: NE 6 mph

Outdoor Weather: Showers, Wind Chill: 43

Officials

Referee: Riveron, Alberto (57)
Line Judge: Arthur, Gary 108()
Back Judge: Steed, Gregory (12)
Umpire: Bryan, Fred (11)
Side Judge: DeBell, Jimmy (58)
Replay Official: Nemmers, Larry
Head Linesman: Mello, Jim (48)
Field Judge: Zimmer, Steve (33)

Lineups

Cincinnati Bengals

Offense			Defense		
WR	82	M.Jones	LDE	91	R.Geathers
LOT	77	A.Whitworth	NT	94	D.Peko
LG	65	C.Boling	DT	97	G.Atkins
C	64	K.Cook	RDE	93	M.Johnson
RG	68	K.Zeitler	SLB	59	E.Lamur
ROT	71	A.Smith	MLB	58	R.Maualuga
TE	84	J.Gresham	WLB	55	V.Burfict
WR	18	A.Green	LCB	23	T.Newman
QB	14	A.Dalton	RCB	29	L.Hall
HB	42	B.Green-Ellis	SS	22	N.Clements
TE	80	O.Charles	FS	20	R.Nelson

Houston Texans

Offense			Defense		
WR	80	A.Johnson	DE	99	J.Watt
LT	76	D.Brown	NT	95	S.Cody
LG	74	W.Smith	DE	94	A.Smith
C	55	C.Myers	SLB	58	B.Reed
RG	60	B.Jones	ILB	53	B.James
RT	75	D.Newton	ILB	54	B.Ruud
TE	81	O.Daniels	WLB	98	C.Barwin
WR	83	K.Walter	LCB	25	K.Jackson
QB	8	M.Schaub	RCB	24	J.Joseph
TE	88	G.Graham	SS	38	D.Manning
RB	23	A.Foster	FS	29	G.Quin

Substitutions

K 3 J.Brown, P 10 K.Huber, WR 16 A.Hawkins, WR 19 B.Tate, CB 24 A.Jones, S 26 T.Mays, HB 30 C.Peerman, FB 32 J.Conner, CB 37 C.Lewis-Harris, HB 40 B.Leonard, S 43 G.Iloka, S 45 J.Miles, LS 46 C.Harris, LB 51 D.Skuta, LB 57 V.Rey, OT/G 74 D.Roland, WR 88 R.Whalen, DT 90 P.Sims, DE 95 W.Gilberry, DE 96 C.Dunlap, LB 99 M.Lawson

Substitutions

P 5 D.Jones, WR 11 D.Posey, K 17 S.Graham, CB 22 A.Ball, CB 26 B.Harris, SS 27 Q.Demps, FS 31 S.Keo, SS 35 E.Pleasant, RB 44 B.Tate, LS 46 J.Weeks, ILB 49 C.Collins, OLB 50 B.Braman, OLB 57 J.Nading, OLB 59 W.Mercilus, T 68 R.Harris, G 79 B.Brooks, WR 82 K.Martin, FB 86 J.Casey, ILB 90 M.Alexander, NT 92 E.Mitchell, DE 93 J.Crick

Did Not Play

QB 7 B.Gradkowski, C/G 66 T.Robinson, OT 73 A.Collins

Did Not Play

QB 13 T.Yates, WR 18 L.Jean, RB 28 J.Forsett

Not Active

WR 11 D.Sanzenbacher, CB 25 J.Allen, S 33 C.Crocker, HB 34 D.Herron, DT 75 D.Still, DT 79 B.Thompson, TE 89 R.Quinn

Not Active

CB 20 R.Carmichael, CB 30 S.Routt, FB 40 T.Clutts, G 62 A.Caldwell, T 66 A.Gardner, G 67 C.White, NT 97 T.McClain

Field Goals (made ( ) & missed)

J.Brown (34) (47)

S.Graham (48) (27) (22) (24)

		1	2	3	4	OT	Total
VISITOR:	Cincinnati Bengals	0	7	3	3	0	13
HOME:	Houston Texans	3	6	7	3	0	19

Scoring Plays

Team	Qtr	Time	Play Description (Extra Point) (Drive Info)	Visitor	Home
Texans	1	7:49	S.Graham 48 yd. Field Goal (9-65, 4:19)	0	3
Texans	2	13:07	S.Graham 27 yd. Field Goal (12-60, 7:05)	0	6
Bengals	2	9:30	L.Hall 21 yd. interception return (J.Brown kick)	7	6
Texans	2	2:19	S.Graham 22 yd. Field Goal (13-76, 7:11)	7	9
Texans	3	10:31	A.Foster 1 yd. run (S.Graham kick) (6-51, 3:20)	7	16
Bengals	3	7:48	J.Brown 34 yd. Field Goal (7-64, 2:43)	10	16
Texans	4	14:17	S.Graham 24 yd. Field Goal (8-20, 3:49)	10	19
Bengals	4	9:03	J.Brown 47 yd. Field Goal (10-32, 5:14)	13	19

Paid Attendance: 71,738

Time: 3:03

Cincinnati Bengals vs Houston Texans
1/5/2013 at Reliant Stadium

Final Individual Statistics

Cincinnati Bengals

RUSHING	ATT	YDS	AVG	LG	TD
B.Green-Ellis	11	63	5.7	29	0
A.Dalton	4	15	3.8	12	0
B.Leonard	1	2	2.0	2	0
Total	16	80	5.0	29	0

PASSING	ATT	CMP	YDS	SK/YD	TD	LG	IN	RT
A.Dalton	30	14	127	2/9	0	45	1	44.7
Total	30	14	127	2/9	0	45	1	44.7

PASS RECEIVING	TAR	REC	YDS	AVG	LG	TD
A.Green	11	5	80	16.0	45	0
M.Jones	5	3	34	11.3	15	0
A.Hawkins	4	2	15	7.5	8	0
J.Gresham	7	2	7	3.5	6	0
B.Green-Ellis	2	2	-9	-4.5	-3	0
Total	29	14	127	9.1	45	0

INTERCEPTIONS	NO	YDS	AVG	LG	TD
L.Hall	1	21	21.0	**21**	1
Total	1	21	21.0	21	1

PUNTING	NO	YDS	AVG	NET	TB	IN20	LG
K.Huber	5	233	46.6	43.8	0	3	53
Total	5	233	46.6	43.8	0	3	53

PUNT RETURNS	NO	YDS	AVG	FC	LG	TD
B.Tate	2	12	6.0	0	12	0
A.Jones	1	0	0.0	0	0	0
Total	3	12	4.0	0	12	0

KICKOFF RETURNS	NO	YDS	AVG	FC	LG	TD
A.Jones	4	103	25.8	0	34	0
B.Tate	1	43	43.0	0	43	0
C.Peerman	1	10	10.0	0	10	0
Total	6	156	26.0	0	43	0

Houston Texans

RUSHING	ATT	YDS	AVG	LG	TD
A.Foster	32	140	4.4	17	1
K.Martin	1	16	16.0	16	0
M.Schaub	4	1	0.3	2	0
B.Tate	2	1	0.5	1	0
Total	39	158	4.1	17	1

PASSING	ATT	CMP	YDS	SK/YD	TD	LG	IN	RT
M.Schaub	38	29	262	0/0	0	22	1	83.4
Total	38	29	262	0/0	0	22	1	83.4

PASS RECEIVING	TAR	REC	YDS	AVG	LG	TD
O.Daniels	11	9	91	10.1	19	0
A.Foster	8	8	34	4.3	13	0
A.Johnson	6	4	62	15.5	22	0
K.Walter	5	4	26	6.5	12	0
G.Graham	3	3	29	9.7	20	0
J.Casey	3	1	20	20.0	20	0
Total	36	29	262	9.0	22	0

INTERCEPTIONS	NO	YDS	AVG	LG	TD
J.Joseph	1	14	14.0	14	0
Total	1	14	14.0	14	0

PUNTING	NO	YDS	AVG	NET	TB	IN20	LG
D.Jones	3	126	42.0	38.0	0	1	48
Total	3	126	42.0	38.0	0	1	48

PUNT RETURNS	NO	YDS	AVG	FC	LG	TD
K.Martin	2	14	7.0	3	11	0
Total	2	14	7.0	3	11	0

KICKOFF RETURNS	NO	YDS	AVG	FC	LG	TD
D.Manning	2	47	23.5	0	26	0
[TOUCHBACK]	2	0	0.0	0	0	0
Total	2	47	23.5	0	26	0

Cincinnati Bengals

FUMBLES	FUM	LOST	OWN-REC	YDS	TD	FORCED	OPP-REC	YDS	TD	OUT-BDS
B.Tate	1	0	1	0	0	0	0	0	0	0
Total	1	0	1	0	0	0	0	0	0	0

Houston Texans

FUMBLES	FUM	LOST	OWN-REC	YDS	TD	FORCED	OPP-REC	YDS	TD	OUT-BDS
Total	0	0	0	0	0	0	0	0	0	0

Cincinnati Bengals vs Houston Texans
1/5/2013 at Reliant Stadium

Final Team Statistics

	Visitor Bengals	Home Texans
TOTAL FIRST DOWNS	12	24
By Rushing	5	8
By Passing	5	13
By Penalty	2	3
THIRD DOWN EFFICIENCY	0-9-0%	8-17-47%
FOURTH DOWN EFFICIENCY	1-2-50%	0-1-0%
TOTAL NET YARDS	198	420
Total Offensive Plays (inc. times thrown passing)	48	77
Average gain per offensive play	4.1	5.5
NET YARDS RUSHING	80	158
Total Rushing Plays	16	39
Average gain per rushing play	5.0	4.1
Tackles for a loss-number and yards	2-2	1-4
NET YARDS PASSING	118	262
Times thrown - yards lost attempting to pass	2-9	0-0
Gross yards passing	127	262
PASS ATTEMPTS-COMPLETIONS-HAD INTERCEPTED	30-14-1	38-29-1
Avg gain per pass play (inc.# thrown passing)	3.7	6.9
KICKOFFS Number-In End Zone-Touchbacks	4-4-2	6-5-0
PUNTS Number and Average	5-46.6	3-42.0
Had Blocked	0	0
FGs - PATs Had Blocked	0-0	0-0
Net Punting Average	43.8	38.0
TOTAL RETURN YARDAGE (Not Including Kickoffs)	33	28
No. and Yards Punt Returns	3-12	2-14
No. and Yards Kickoff Returns	6-156	2-47
No. and Yards Interception Returns	1-21	1-14
PENALTIES Number and Yards	5-51	7-55
FUMBLES Number and Lost	1-0	0-0
TOUCHDOWNS	1	1
Rushing	0	1
Passing	0	0
Interceptions	1	0
EXTRA POINTS Made-Attempts	1-1	1-1
Kicking Made-Attempts	1-1	1-1
FIELD GOALS Made-Attempts	2-2	4-4
RED ZONE EFFICIENCY	0-1-0%	1-4-25%
GOAL TO GO EFFICIENCY	0-0-0%	1-2-50%
SAFETIES	0	0
FINAL SCORE	13	19
TIME OF POSSESSION	21:11	38:49

Cincinnati Bengals vs Houston Texans
1/5/2013 at Reliant Stadium

Ball Possession And Drive Chart

Cincinnati Bengals

#	Time Recd	Time Lost	Time Poss	How Ball Obtained	Drive Began	# Play	Yds Gain	Yds Pen	Net Yds	1st Down	Last Scrm	How Given Up
1	13:10	12:08	1:02	Punt	CIN 38	3	2	0	2	0	CIN 40	Punt
2	7:49	5:12	2:37	Kickoff	CIN 16	4	17	0	17	1	CIN 33	Punt
3	13:07	10:52	2:15	Kickoff	CIN 28	4	10	0	10	1	CIN 38	Punt
4	2:19	1:10	1:09	Kickoff	CIN 28	6	25	0	25	2	HST 47	Punt
5	0:04	0:00	0:04	Downs	CIN 41	1	-1	0	-1	0	CIN 41	End of Half
6	15:00	13:51	1:09	Kickoff	CIN 20	3	-1	0	-1	0	CIN 19	Punt
7	10:31	7:48	2:43	Kickoff	CIN 20	7	64	0	64	2	* HST 16	Field Goal
8	4:33	3:06	1:27	Punt	CIN 11	4	8	5	13	1	CIN 24	Interception
9	14:17	9:03	5:14	Kickoff	CIN 39	10	32	0	32	2	HST 29	Field Goal
10	6:15	2:44	3:31	Punt	CIN 20	8	42	10	52	3	HST 36	Downs

(261) Average CIN 26

Houston Texans

#	Time Recd	Time Lost	Time Poss	How Ball Obtained	Drive Began	# Play	Yds Gain	Yds Pen	Net Yds	1st Down	Last Scrm	How Given Up
1	15:00	13:10	1:50	Kickoff	HST 16	3	5	0	5	0	HST 21	Punt
2	12:08	7:49	4:19	Punt	HST 5	9	65	0	65	3	CIN 30	Field Goal
3	5:12	13:07	7:05	Punt	HST 31	12	49	11	60	4	* CIN 9	Field Goal
4	10:52	9:30	1:22	Punt	HST 12	3	7	0	7	0	HST 19	Interception
5	9:30	2:19	7:11	Kickoff	HST 20	13	76	0	76	4	* CIN 4	Field Goal
6	1:10	0:04	1:06	Punt	HST 11	10	48	0	48	3	CIN 41	Downs
7	13:51	10:31	3:20	Punt	HST 49	6	46	5	51	4	* CIN 1	Touchdown
8	7:48	4:33	3:15	Kickoff	HST 20	6	30	0	30	1	50	Punt
9	3:06	14:17	3:49	Interception	CIN 26	8	30	-10	20	1	* CIN 6	Field Goal
10	9:03	6:15	2:48	Kickoff	HST 20	4	39	-15	24	1	HST 44	Punt
11	2:44	0:00	2:44	Downs	HST 28	7	25	15	40	3	CIN 31	End of Game

(286) Average HST 26

*** inside opponent's 20**

Time of Possession by Quarter		**1st**	**2nd**	**3rd**	**4th**	**OT**	**Total**
Visitor	Cincinnati Bengals	3:39	3:28	5:19	8:45		21:11
Home	Houston Texans	11:21	11:32	9:41	6:15		38:49

Kickoff Drive No.-Start Average Bengals: 6 - CIN 25 Texans: 4 - HST 19

Cincinnati Bengals vs Houston Texans
1/5/2013 at Reliant Stadium

Final Defensive Statistics

Cincinnati Bengals	Regular Defensive Plays											Special Teams					Misc			
	TKL	AST	COMB	SK	/ YDS	TFL	Q	IN	PD	FF	FR	TKL	AST	FF	FR	BL	TKL	AST	FF	FR
R.Nelson	9	1	10	0	0	2	1	0	0	0	0	0	0	0	0	0	0	0	0	0
R.Maualuga	6	4	10	0	0	0	0	0	0	0	0	0	0	0	0	0	0	0	0	0
N.Clements	8	1	9	0	0	0	0	0	0	0	0	0	0	0	0	0	0	0	0	0
T.Newman	7	0	7	0	0	0	0	0	1	0	0	0	0	0	0	0	0	0	0	0
V.Burfict	4	2	6	0	0	0	0	0	0	0	0	0	0	0	0	0	0	0	0	0
L.Hall	4	0	4	0	0	0	0	1	1	0	0	0	0	0	0	0	0	0	0	0
P.Sims	4	0	4	0	0	0	0	0	0	0	0	0	0	0	0	0	0	0	0	0
D.Peko	3	1	4	0	0	0	0	0	0	0	0	0	0	0	0	0	0	0	0	0
R.Geathers	2	2	4	0	0	0	0	0	0	0	0	0	0	0	0	0	0	0	0	0
C.Dunlap	2	1	3	0	0	0	1	0	0	0	0	0	0	0	0	0	0	0	0	0
G.Atkins	1	2	3	0	0	0	0	0	0	0	0	0	0	0	0	0	0	0	0	0
M.Lawson	2	0	2	0	0	0	0	0	0	0	0	0	0	0	0	0	0	0	0	0
E.Lamur	1	1	2	0	0	0	0	0	0	0	0	0	0	0	0	0	0	0	0	0
M.Johnson	1	1	2	0	0	0	0	0	0	0	0	0	0	0	0	0	0	0	0	0
A.Jones	1	0	1	0	0	0	0	0	1	0	0	0	0	0	0	0	0	0	0	0
D.Skuta	1	0	1	0	0	0	0	0	0	0	0	0	0	0	0	0	0	0	0	0
W.Gilberry	0	1	1	0	0	0	0	0	0	0	0	0	0	0	0	0	0	0	0	0
R.Whalen	0	0	0	0	0	0	0	0	0	0	0	2	0	0	0	0	0	0	0	0
C.Peerman	0	0	0	0	0	0	0	0	0	0	0	1	0	0	0	0	0	0	0	0
C.Harris	0	0	0	0	0	0	0	0	0	0	0	1	0	0	0	0	0	0	0	0
B.Tate	0	0	0	0	0	0	0	0	0	0	0	0	0	0	1	0	0	0	0	0
C.Boling	0	0	0	0	0	0	0	0	0	0	0	0	0	0	0	0	1	0	0	0
Total	**56**	**17**	**73**	**0**	**0**	**2**	**2**	**1**	**3**	**0**	**0**	**4**	**0**	**0**	**1**	**0**	**1**	**0**	**0**	**0**

TKL = Tackle AST = Assist COMB = Combined QH=QB Hit IN = Interception PD = Pass Defense FF = Forced Fumble FR = Fumble Recovery

Houston Texans	Regular Defensive Plays											Special Teams					Misc			
	TKL	AST	COMB	SK	/ YDS	TFL	QH	IN	PD	FF	FR	TKL	AST	FF	FR	BL	TKL	AST	FF	FR
J.Watt	5	0	5	1	9	2	2	0	2	0	0	0	0	0	0	0	0	0	0	0
J.Joseph	5	0	5	0	0	0	0	1	2	0	0	0	0	0	0	0	0	0	0	0
B.James	4	0	4	0	0	1	0	0	0	0	0	0	0	0	0	0	0	0	0	0
S.Keo	2	2	4	0	0	0	0	0	0	0	0	0	0	0	0	0	0	0	0	0
B.Reed	3	0	3	1	0	0	1	0	0	0	0	0	0	0	0	0	0	0	0	0
G.Quin	2	0	2	0	0	0	0	0	3	0	0	0	0	0	0	0	0	0	0	0
K.Jackson	2	0	2	0	0	0	0	0	2	0	0	0	0	0	0	0	0	0	0	0
C.Barwin	2	0	2	0	0	1	0	0	1	0	0	0	0	0	0	0	0	0	0	0
A.Smith	2	0	2	0	0	0	0	0	0	0	0	0	0	0	0	0	0	0	0	0
B.Harris	1	0	1	0	0	0	0	0	1	0	0	1	0	0	0	0	0	0	0	0
D.Manning	1	0	1	0	0	0	0	0	0	0	0	0	0	0	0	0	0	0	0	0
B.Ruud	1	0	1	0	0	0	0	0	0	0	0	0	0	0	0	0	0	0	0	0
E.Mitchell	1	0	1	0	0	1	0	0	0	0	0	0	0	0	0	0	0	0	0	0
A.Ball	0	0	0	0	0	0	0	0	0	0	0	3	0	0	0	0	0	0	0	0
D.Posey	0	0	0	0	0	0	0	0	0	0	0	2	0	0	0	0	0	0	0	0
S.Graham	0	0	0	0	0	0	0	0	0	0	0	2	0	0	0	0	0	0	0	0
B.Braman	0	0	0	0	0	0	0	0	0	0	0	1	0	0	0	0	0	0	0	0
Total	**31**	**2**	**33**	**2**	**9**	**5**	**3**	**1**	**11**	**0**	**0**	**9**	**0**	**0**	**0**	**0**	**0**	**0**	**0**	**0**

Cincinnati Bengals vs Houston Texans
1/5/2013 at Reliant Stadium

First Half Summary

	PERIOD SCORES		TIME OF POSSESSION
Bengals	0 7 = 7	Bengals	7:07
Texans	3 6 = 9	Texans	22:53

Scoring Plays

Team	Qtr	Time	Play Description (Extra Point) (Drive Info)	Visitor	Home
Texans	1	7:49	S.Graham 48 yd. Field Goal (9-65, 4:19)	0	3
Texans	2	13:07	S.Graham 27 yd. Field Goal (12-60, 7:05)	0	6
Bengals	2	9:30	L.Hall 21 yd. interception return (J.Brown kick)	7	6
Texans	2	2:19	S.Graham 22 yd. Field Goal (13-76, 7:11)	7	9

	Cincinnati Bengals	Houston Texans
TOTAL FIRST DOWNS	4	14
First Downs Rushing-Passing-by Penalty	3 - 1 - 0	6 - 7 - 1
THIRD DOWN EFFICIENCY	0-4-0%	5-11-45%
TOTAL NET YARDS	53	250
Total Offensive Plays	18	47
NET YARDS RUSHING	59	106
NET YARDS PASSING	-6	144
Gross Yards Passing	3	144
Times thrown-yards lost attempting to pass	1-9	0-0
Pass Attempts-Completions-Had Intercepted	10 - 4 - 0	26 - 19 - 1
Punts-Number and Average	4 - 46.5	1 - 41
Penalties-Number and Yards	1 - 11	1 - 5
Fumbles-Number and Lost	0 - 0	0 - 0
Red Zone Efficiency	0-0-0%	0-2-0%
Average Drive Start	CIN 30	HST 16

Cincinnati Bengals

RUSHING	ATT	YDS	AVG	LG	TD
B.Green-Ellis	3	43	14.3	29	0
A.Dalton	3	14	4.7	12	0
B.Leonard	1	2	2.0	2	0
Total	7	59	8.4	29	0

PASSING	ATT	CMP	YDS	SK/YD	TD	LG	IN	RT
A.Dalton	10	4	3	1/9	0	11	0	47.9
Total	10	4	3	1/9	0	11	0	47.9

PASS RECEIVING	TAR	REC	YDS	AVG	LG	TD
B.Green-Ellis	2	2	-9	-4.5	-3	0
M.Jones	3	1	11	11.0	11	0
J.Gresham	5	1	1	1.0	1	0
Total	10	4	3	0.8	11	0

Houston Texans

RUSHING	ATT	YDS	AVG	LG	TD
A.Foster	16	86	5.4	17	0
K.Martin	1	16	16.0	16	0
M.Schaub	2	3	1.5	2	0
B.Tate	2	1	0.5	1	0
Total	21	106	5.0	17	0

PASSING	ATT	CMP	YDS	SK/YD	TD	LG	IN	RT
M.Schaub	26	19	144	0/0	0	20	1	70.0
Total	26	19	144	0/0	0	20	1	70.0

PASS RECEIVING	TAR	REC	YDS	AVG	LG	TD
O.Daniels	9	7	73	10.4	19	0
A.Foster	5	5	5	1.0	8	0
K.Walter	3	3	14	4.7	6	0
A.Johnson	4	2	30	15.0	19	0
G.Graham	2	2	22	11.0	20	0
J.Casey	1	0	0	0.0	0	0
Total	24	19	144	7.6	20	0

Cincinnati Bengals	Regular Defensive Plays											Special Teams					Misc			
	TKL	AST	COMB	SK	/ YDS	TFL	Q	IN	PD	FF	FR	TKL	AST	FF	FR	BL	TKL	AST	FF	FR
R.Nelson	7	0	7	0	0	2	1	0	0	0	0	0	0	0	0	0	0	0	0	0
T.Newman	6	0	6	0	0	0	0	0	0	0	0	0	0	0	0	0	0	0	0	0
N.Clements	5	0	5	0	0	0	0	0	0	0	0	0	0	0	0	0	0	0	0	0
V.Burfict	3	1	4	0	0	0	0	0	0	0	0	0	0	0	0	0	0	0	0	0
Total	**21**	**1**	**22**	**0**	**0**	**2**	**1**	**0**	**0**	**0**	**0**	**0**	**0**	**0**	**0**	**0**	**0**	**0**	**0**	**0**

Houston Texans	Regular Defensive Plays											Special Teams					Misc			
	TKL	AST	COMB	SK	/ YDS	TFL	QH	IN	PD	FF	FR	TKL	AST	FF	FR	BL	TKL	AST	FF	FR
J.Watt	3	0	3	1	9	1	2	0	0	0	0	0	0	0	0	0	0	0	0	0
B.James	2	0	2	0	0	1	0	0	0	0	0	0	0	0	0	0	0	0	0	0
C.Barwin	1	0	1	0	0	1	0	0	0	0	0	0	0	0	0	0	0	0	0	0
K.Jackson	1	0	1	0	0	0	0	0	2	0	0	0	0	0	0	0	0	0	0	0
Total	**7**	**0**	**7**	**1**	**9**	**3**	**2**	**0**	**2**	**0**	**0**	**0**	**0**	**0**	**0**	**0**	**0**	**0**	**0**	**0**

Cincinnati Bengals vs Houston Texans at Reliant Stadium

Play By Play

First Quarter

1/5/2013

HST wins toss, elects to Receive, and CIN elects to defend the South goal.

J.Brown kicks 70 yards from CIN 35 to HST -5. D.Manning to HST 16 for 21 yards (R.Whalen).

Houston Texans at 15:00, (1st play from scrimmage 14:54)

1-10-HST 16	(14:54) M.Schaub scrambles right end to HST 17 for 1 yard (R.Geathers).	
2-9-HST 17	(14:24) M.Schaub pass short left to A.Foster to HST 13 for -4 yards (R.Nelson).	
3-13-HST 13	(13:37) (Shotgun) M.Schaub pass short right to O.Daniels pushed ob at HST 21 for 8 yards (N.Clements).	
4-5-HST 21	(13:21) D.Jones punts 41 yards to CIN 38, Center-J.Weeks. A.Jones to CIN 38 for no gain (A.Ball). (The punt hang time was 3.25 seconds.)	

Cincinnati Bengals at 13:10

1-10-CIN 38	(13:10) (Shotgun) B.Green-Ellis up the middle to CIN 40 for 2 yards (J.Watt).	
2-8-CIN 40	(12:31) (Shotgun) A.Dalton pass incomplete short middle to J.Gresham.	
3-8-CIN 40	(12:27) (Shotgun) A.Dalton pass incomplete short right to J.Gresham (G.Quin).	
4-8-CIN 40	(12:22) K.Huber punts 53 yards to HST 7, Center-C.Harris. K.Martin to HST 10 for 3 yards (C.Peerman).	
	PENALTY on HST-D.Manning, Illegal Block Above the Waist, 5 yards, enforced at HST 10. (The punt hang time was 4.7 seconds.)	

Houston Texans at 12:08

1-10-HST 5	(12:08) A.Foster right tackle to HST 7 for 2 yards (M.Lawson).	
2-8-HST 7	(11:31) M.Schaub pass short middle to O.Daniels to HST 25 for 18 yards (R.Nelson).	P1
1-10-HST 25	(10:59) A.Foster left end to HST 42 for 17 yards (R.Nelson).	R2
1-10-HST 42	(10:18) A.Foster left guard to HST 46 for 4 yards (D.Peko).	
2-6-HST 46	(9:39) K.Martin left end pushed ob at CIN 38 for 16 yards (T.Newman).	R3
1-10-CIN 38	(9:11) M.Schaub pass short right to A.Foster ran ob at CIN 30 for 8 yards.	
2-2-CIN 30	(8:37) B.Tate left guard to CIN 30 for no gain (C.Dunlap, R.Maualuga).	
3-2-CIN 30	(7:59) M.Schaub pass incomplete short left to O.Daniels.	
4-2-CIN 30	**(7:54) S.Graham 48 yard field goal is GOOD, Center-J.Weeks, Holder-D.Jones.**	

CIN 0 HST 3, 9 plays, 65 yards, 4:19 drive, 7:11 elapsed

S.Graham kicks 70 yards from HST 35 to CIN -5. A.Jones to CIN 16 for 21 yards (D.Posey).

Cincinnati Bengals at 7:49, (1st play from scrimmage 7:44)

1-10-CIN 16	(7:44) B.Green-Ellis right guard to CIN 45 for 29 yards (G.Quin).	R1
1-10-CIN 45	(7:06) A.Dalton scrambles right end pushed ob at CIN 48 for 3 yards (B.Reed).	
2-7-CIN 48	(6:35) (Shotgun) A.Dalton pass short left to B.Green-Ellis to CIN 42 for -6 yards (C.Barwin).	
3-13-CIN 42	(5:51) (Shotgun) A.Dalton sacked at CIN 33 for -9 yards (J.Watt).	
4-22-CIN 33	(5:23) K.Huber punts 47 yards to HST 20, Center-C.Harris. K.Martin to HST 31 for 11 yards (C.Harris). (the punt hang time was 4.3 seconds.)	

Houston Texans at 5:12

1-10-HST 31	(5:12) M.Schaub pass short left to O.Daniels to HST 37 for 6 yards (L.Hall).	
2-4-HST 37	(4:36) A.Foster left guard to HST 38 for 1 yard (R.Maualuga).	
3-3-HST 38	(3:59) (Shotgun) M.Schaub pass short middle to K.Walter to HST 41 for 3 yards (L.Hall).	P4
1-10-HST 41	(3:14) M.Schaub pass deep middle to A.Johnson to CIN 40 for 19 yards (R.Nelson).	P5
1-10-CIN 40	(2:31) A.Foster left tackle to CIN 38 for 2 yards (G.Atkins).	
2-8-CIN 38	(1:56) M.Schaub pass incomplete short middle to O.Daniels [G.Atkins].	
	PENALTY on CIN-V.Burfict, Defensive Pass Interference, 11 yards, enforced at CIN 38 - No Play.	X6
1-10-CIN 27	(1:51) A.Foster left guard to CIN 22 for 5 yards (R.Geathers; R.Maualuga).	
2-5-CIN 22	(1:16) A.Foster right guard to CIN 18 for 4 yards (V.Burfict).	
3-1-CIN 18	(:51) M.Schaub up the middle to CIN 16 for 2 yards (P.Sims).	R7

END OF QUARTER

	Score	Time Poss	First Downs R	P	X	T	Efficiencies 3 Down	4 Down
Cincinnati Bengals	**0**	**3:39**	**1**	**0**	**0**	**1**	**0/2**	**0/0**
Houston Texans	**3**	**11:21**	**3**	**3**	**1**	**7**	**2/4**	**0/0**

Cincinnati Bengals vs Houston Texans at Reliant Stadium

Play By Play

Second Quarter

1/5/2013

Houston Texans continued.

1-10-CIN 16	(15:00) A.Foster left end to CIN 16 for no gain (E.Lamur).	
2-10-CIN 16	(14:22) M.Schaub pass short left to G.Graham pushed ob at CIN 14 for 2 yards (L.Hall).	
3-8-CIN 14	(13:55) (Shotgun) M.Schaub pass short middle to K.Walter to CIN 9 for 5 yards (R.Maualuga; V.Burfict).	
4-3-CIN 9	**(13:11) S.Graham 27 yard field goal is GOOD, Center-J.Weeks, Holder-D.Jones.**	

CIN 0 HST 6, 12 plays, 60 yards, 1 penalty, 7:05 drive, 1:53 elapsed

S.Graham kicks 71 yards from HST 35 to CIN -6. A.Jones to CIN 28 for 34 yards (B.Harris).

Cincinnati Bengals at 13:07, (1st play from scrimmage 13:01)

1-10-CIN 28	(13:01) B.Green-Ellis up the middle to CIN 40 for 12 yards (S.Keo).	R2
1-10-CIN 40	(12:39) A.Dalton pass short right to J.Gresham to CIN 41 for 1 yard (D.Manning).	
2-9-CIN 41	(11:56) (Shotgun) A.Dalton pass short right to B.Green-Ellis to CIN 38 for -3 yards (B.James) [J.Watt].	
3-12-CIN 38	(11:10) (Shotgun) A.Dalton pass incomplete deep middle to M.Jones (K.Jackson).	
4-12-CIN 38	(11:00) K.Huber punts 50 yards to HST 12, Center-C.Harris, fair catch by K.Martin. (The punt hang time was 4.4 seconds.)	

Houston Texans at 10:52

1-10-HST 12	(10:52) A.Foster right tackle to HST 15 for 3 yards (C.Dunlap).	
2-7-HST 15	(10:17) M.Schaub pass short right to A.Foster to HST 19 for 4 yards (T.Newman).	
3-3-HST 19	**(9:38) M.Schaub pass short left intended for J.Casey INTERCEPTED by L.Hall at HST 21. L.Hall for 21 yards, TOUCHDOWN.**	

Cincinnati Bengals at 9:30

J.Brown extra point is GOOD, Center-C.Harris, Holder-K.Huber.

CIN 7 HST 6, 0 plays, 21 yards, 0:00 drive , 5:30 elapsed

J.Brown kicks 71 yards from CIN 35 to HST -6. D.Manning to HST 20 for 26 yards (R.Whalen).

Houston Texans at 9:30, (1st play from scrimmage 9:24)

1-10-HST 20	(9:24) M.Schaub pass short right to A.Foster pushed ob at HST 16 for -4 yards (R.Nelson).	
2-14-HST 16	(8:52) A.Foster up the middle to HST 29 for 13 yards (N.Clements).	
3-1-HST 29	(8:16) A.Foster left tackle to HST 40 for 11 yards (R.Nelson).	R8
1-10-HST 40	(7:42) B.Tate left end to HST 41 for 1 yard (P.Sims).	
2-9-HST 41	(6:58) M.Schaub pass short left to G.Graham pushed ob at CIN 39 for 20 yards (N.Clements). CIN-R.Maualuga was injured during the play. His return is Probable. *Penalty on CIN-G.Atkins, Defensive Offside, declined.*	P9
1-10-CIN 39	(6:35) A.Foster right guard to CIN 24 for 15 yards (N.Clements).	R10
1-10-CIN 24	(5:56) A.Foster left tackle to CIN 22 for 2 yards (D.Skuta).	
2-8-CIN 22	(5:15) M.Schaub pass short middle to O.Daniels to CIN 15 for 7 yards (V.Burfict).	
3-1-CIN 15	(4:37) A.Foster left guard to CIN 11 for 4 yards (N.Clements).	R11
1-10-CIN 11	(3:57) A.Foster left guard to CIN 10 for 1 yard (G.Atkins; R.Geathers).	
2-9-CIN 10	(3:15) M.Schaub pass short middle to O.Daniels to CIN 4 for 6 yards (R.Nelson).	
	Timeout #1 by HST at 02:27.	
3-3-CIN 4	(2:27) (Shotgun) M.Schaub pass incomplete short left to A.Johnson.	
4-3-CIN 4	**(2:23) S.Graham 22 yard field goal is GOOD, Center-J.Weeks, Holder-D.Jones.**	

CIN 7 HST 9, 13 plays, 76 yards, 7:11 drive, 12:41 elapsed

S.Graham kicks 65 yards from HST 35 to CIN 0. A.Jones to CIN 28 for 28 yards (S.Graham).

Cincinnati Bengals at 2:19, (1st play from scrimmage 2:13)

1-10-CIN 28	(2:13) (Shotgun) A.Dalton scrambles up the middle to CIN 40 for 12 yards (B.James).	R3

Two-Minute Warning

1-10-CIN 40	(2:00) (Shotgun) A.Dalton pass incomplete short middle to J.Gresham (G.Quin).	
2-10-CIN 40	(1:57) (Shotgun) A.Dalton pass short left to M.Jones pushed ob at HST 49 for 11 yards (K.Jackson).	P4
1-10-HST 49	(1:51) B.Leonard up the middle to HST 47 for 2 yards (J.Watt).	
2-8-HST 47	(1:27) (Shotgun) A.Dalton pass incomplete short left to M.Jones (K.Jackson).	
3-8-HST 47	(1:22) (Shotgun) A.Dalton pass incomplete deep middle to J.Gresham.	
4-8-HST 47	(1:17) K.Huber punts 36 yards to HST 11, Center-C.Harris, fair catch by K.Martin. (The punt hang time was 4.1 seconds.)	

Houston Texans at 1:10

1-10-HST 11	(1:10) A.Foster up the middle to HST 13 for 2 yards (D.Peko; M.Johnson).	

Cincinnati Bengals vs Houston Texans at Reliant Stadium

	Timeout #1 by CIN at 01:06.	
2-8-HST 13	(1:06) M.Schaub pass short right to O.Daniels pushed ob at HST 22 for 9 yards (T.Newman).	P12
1-10-HST 22	(:59) (Shotgun) M.Schaub pass short right to A.Johnson to HST 33 for 11 yards (T.Newman).	P13
	Timeout #2 by HST at 00:54.	
1-10-HST 33	(:54) (Shotgun) M.Schaub pass incomplete short right to A.Johnson.	
2-10-HST 33	(:48) (Shotgun) M.Schaub pass short right to A.Foster to HST 34 for 1 yard (V.Burfict).	
	Timeout #3 by HST at 00:40.	
3-9-HST 34	(:40) (Shotgun) M.Schaub pass deep right to O.Daniels to CIN 47 for 19 yards (T.Newman) [C.Dunlap].	P14
1-10-CIN 47	(:25) M.Schaub spiked the ball to stop the clock.	
2-10-CIN 47	(:24) (Shotgun) M.Schaub pass short right to K.Walter to CIN 41 for 6 yards (T.Newman) [R.Nelson].	
3-4-CIN 41	(:10) M.Schaub spiked the ball to stop the clock.	
4-4-CIN 41	(:09) (Shotgun) M.Schaub pass incomplete short left to O.Daniels (A.Jones).	

Cincinnati Bengals at 0:04

1-10-CIN 41	(:04) A.Dalton kneels to CIN 40 for -1 yards.	

END OF QUARTER		**Time**	**First Downs**				**Efficiencies**	
	Score	**Poss**	**R**	**P**	**X**	**T**	**3 Down**	**4 Down**
Cincinnati Bengals	**7**	**3:28**	**2**	**1**	**0**	**3**	**0/2**	**0/0**
Houston Texans	**9**	**11:32**	**3**	**4**	**0**	**7**	**3/7**	**0/1**

Cincinnati Bengals vs Houston Texans at Reliant Stadium

Play By Play

Third Quarter

1/5/2013

CIN elects to Receive, and HST elects to defend the South goal.

S.Graham kicks 69 yards from HST 35 to CIN -4. A.Jones, Touchback.

PENALTY on HST, Offside on Free Kick, 5 yards, enforced at HST 35 - No Play.

S.Graham kicks 70 yards from HST 30 to CIN 0. A.Jones to CIN 20 for 20 yards (B.Braman).

Cincinnati Bengals at 15:00, (1st play from scrimmage 14:55)

1-10-CIN 20	(14:55) B.Green-Ellis left guard to CIN 19 for -1 yards (J.Watt).	
2-11-CIN 19	(14:16) (Shotgun) A.Dalton pass incomplete short left to A.Hawkins.	
3-11-CIN 19	(14:09) (Shotgun) A.Dalton pass incomplete deep middle to A.Hawkins (B.Harris).	
4-11-CIN 19	(14:00) K.Huber punts 47 yards to HST 34, Center-C.Harris, fair catch by K.Martin.	
	PENALTY on CIN-C.Lewis-Harris, Fair Catch Interference, 15 yards, enforced at HST 34.	

Houston Texans at 13:51

1-10-HST 49	(13:51) A.Foster left guard to CIN 46 for 5 yards (R.Maualuga; G.Atkins).	
2-5-CIN 46	(13:15) A.Foster right guard to CIN 43 for 3 yards (M.Johnson).	
3-2-CIN 43	(12:33) M.Schaub pass incomplete deep right to A.Johnson.	
	PENALTY on CIN-M.Lawson, Defensive Holding, 5 yards, enforced at CIN 43 - No Play.	X15
1-10-CIN 38	(12:27) M.Schaub pass short right to A.Foster to CIN 27 for 11 yards (R.Nelson).	P16
1-10-CIN 27	(11:47) M.Schaub pass deep middle to A.Johnson to CIN 5 for 22 yards (A.Jones).	P17
1-5-CIN 5	(11:05) A.Foster up the middle to CIN 1 for 4 yards (P.Sims). HST-O.Daniels was injured during the play. His return is Probable.	
2-1-CIN 1	**(10:35) A.Foster left guard for 1 yard, TOUCHDOWN.**	R18
	S.Graham extra point is GOOD, Center-J.Weeks, Holder-D.Jones.	

CIN 7 HST 16, 6 plays, 51 yards, 1 penalty, 3:20 drive, 4:29 elapsed

S.Graham kicks 55 yards from HST 35 to CIN 10. C.Peerman to CIN 20 for 10 yards (A.Ball).

Cincinnati Bengals at 10:31, (1st play from scrimmage 10:27)

1-10-CIN 20	(10:27) (Shotgun) A.Dalton pass short right to A.Green to CIN 25 for 5 yards (J.Joseph).	
2-5-CIN 25	(9:54) (Shotgun) A.Dalton pass short left to A.Hawkins to CIN 32 for 7 yards (S.Keo).	P5
1-10-CIN 32	(9:20) (Shotgun) A.Dalton pass deep right to A.Green to HST 23 for 45 yards (J.Joseph).	P6
1-10-HST 23	(8:44) A.Dalton pass short right to A.Green to HST 16 for 7 yards (J.Joseph).	
2-3-HST 16	(8:03) (Shotgun) A.Dalton pass incomplete deep left to A.Green.	
3-3-HST 16	(7:58) (Shotgun) A.Dalton pass incomplete short middle (C.Barwin). Houston challenged the incomplete pass ruling, and the play was Upheld. (Timeout #1.)	
4-3-HST 16	**(7:53) J.Brown 34 yard field goal is GOOD, Center-C.Harris, Holder-K.Huber.**	

CIN 10 HST 16, 7 plays, 64 yards, 2:43 drive, 7:12 elapsed

J.Brown kicks 65 yards from CIN 35 to end zone, Touchback.

Houston Texans at 7:48

1-10-HST 20	(7:48) A.Foster up the middle to HST 24 for 4 yards (P.Sims).	
2-6-HST 24	(7:09) A.Foster right guard to HST 28 for 4 yards (N.Clements).	
3-2-HST 28	(6:31) (Shotgun) M.Schaub pass short left to A.Foster pushed ob at HST 41 for 13 yards (R.Maualuga).	P19
1-10-HST 41	(6:03) M.Schaub pass incomplete short right to J.Casey.	
2-10-HST 41	(5:56) M.Schaub pass short left to O.Daniels pushed ob at HST 48 for 7 yards (L.Hall).	
3-3-HST 48	(5:26) (Shotgun) A.Foster right tackle to 50 for 2 yards (N.Clements).	
4-1-50	(4:43) D.Jones punts 37 yards to CIN 13, Center-J.Weeks. B.Tate MUFFS catch, touched at CIN 13, and recovers at CIN 11. B.Tate to CIN 11 for no gain (A.Ball). (The punt hang time was 3.5 seconds.)	

Cincinnati Bengals at 4:33

1-10-CIN 11	(4:33) (Shotgun) B.Green-Ellis up the middle to CIN 16 for 5 yards (A.Smith).	
2-5-CIN 16	(3:57) (Shotgun) A.Dalton pass incomplete short middle to A.Green (J.Watt).	
3-5-CIN 16	(3:53) (Shotgun) A.Dalton pass incomplete short middle to A.Green.	
	PENALTY on HST-D.Manning, Neutral Zone Infraction, 5 yards, enforced at CIN 16 - No Play.	X7
1-10-CIN 21	(3:49) B.Green-Ellis left guard to CIN 24 for 3 yards (J.Watt).	
2-7-CIN 24	(3:13) (Shotgun) A.Dalton pass deep middle intended for A.Green INTERCEPTED by J.Joseph at CIN 40. J.Joseph to CIN 26 for 14 yards (C.Boling).	

Houston Texans at 3:06

1-10-CIN 26	(3:06) A.Foster left guard to CIN 30 for -4 yards (V.Burfict; W.Gilberry).	

Cincinnati Bengals vs Houston Texans at Reliant Stadium

2-14-CIN 30	(2:24) M.Schaub pass short right to A.Johnson to CIN 20 for 10 yards (T.Newman).	
3-4-CIN 20	(1:45) (Shotgun) M.Schaub pass short middle to O.Daniels to CIN 9 for 11 yards (N.Clements; R.Nelson). CIN-A.Jones was injured during the play. His return is Doubtful.	P20
1-9-CIN 9	(1:11) A.Foster left tackle to CIN 8 for 1 yard (D.Peko).	
	PENALTY on HST-B.Brooks, Offensive Holding, 10 yards, enforced at CIN 8.	
1-18-CIN 18	(:45) M.Schaub pass incomplete short middle to K.Walter (T.Newman).	
2-18-CIN 18	(:40) (Shotgun) A.Foster left tackle to CIN 11 for 7 yards (R.Maualuga).	

END OF QUARTER		**Time**	**First Downs**				**Efficiencies**	
	Score	**Poss**	**R**	**P**	**X**	**T**	**3 Down**	**4 Down**
Cincinnati Bengals	**10**	**5:19**	**0**	**2**	**1**	**3**	**0/2**	**0/0**
Houston Texans	**16**	**9:41**	**1**	**4**	**1**	**6**	**2/3**	**0/0**

Cincinnati Bengals vs Houston Texans at Reliant Stadium

Play By Play

Fourth Quarter

1/5/2013

Houston Texans continued.

3-11-CIN 11	(15:00) (Shotgun) M.Schaub pass short left to A.Foster to CIN 6 for 5 yards (R.Nelson).	
4-6-CIN 6	**(14:21) S.Graham 24 yard field goal is GOOD, Center-J.Weeks, Holder-D.Jones.**	

CIN 10 HST 19, 8 plays, 20 yards, 3:49 drive, 0:43 elapsed

S.Graham kicks 69 yards from HST 35 to CIN -4. B.Tate pushed ob at CIN 39 for 43 yards (S.Graham).

Cincinnati Bengals at 14:17, (1st play from scrimmage 14:09)

1-10-CIN 39	(14:09) (Shotgun) A.Dalton pass short middle to J.Gresham to CIN 45 for 6 yards (G.Quin, S.Keo).	
2-4-CIN 45	(13:31) B.Green-Ellis left guard to HST 48 for 7 yards (B.Ruud).	R8
1-10-HST 48	(12:51) (Shotgun) A.Dalton pass incomplete short right to A.Green (J.Watt).	
2-10-HST 48	(12:48) (Shotgun) A.Dalton pass short left to A.Hawkins to HST 40 for 8 yards (C.Barwin).	
3-2-HST 40	(11:56) B.Green-Ellis left end to HST 39 for 1 yard (B.James).	
4-1-HST 39	(11:21) B.Green-Ellis up the middle to HST 37 for 2 yards (B.James).	R9
1-10-HST 37	(10:36) A.Dalton pass incomplete deep middle to A.Green (J.Joseph).	
2-10-HST 37	(10:28) (Shotgun) A.Dalton scrambles up the middle to HST 36 for 1 yard (B.Reed).	
3-9-HST 36	(9:52) (Shotgun) A.Dalton pass short right to A.Green to HST 29 for 7 yards (J.Joseph).	
4-2-HST 29	**(9:08) J.Brown 47 yard field goal is GOOD, Center-C.Harris, Holder-K.Huber.**	

CIN 13 HST 19, 10 plays, 32 yards, 5:14 drive, 5:57 elapsed

J.Brown kicks 72 yards from CIN 35 to HST -7. D.Manning, Touchback.

Houston Texans at 9:03

1-10-HST 20	(9:03) M.Schaub pass short right to J.Casey to HST 40 for 20 yards (R.Maualuga).	P21
1-10-HST 40	(8:23) A.Foster left tackle to HST 45 for 5 yards (C.Dunlap; E.Lamur).	
2-5-HST 45	(7:42) A.Foster right end pushed ob at HST 47 for 2 yards (R.Maualuga).	
3-3-HST 47	(7:09) (Shotgun) M.Schaub pass short left to D.Posey to CIN 34 for 19 yards (T.Newman).	
	PENALTY on HST-D.Posey, Offensive Pass Interference, 10 yards, enforced at HST 47 - No Play.	
3-13-HST 37	(6:37) (Shotgun) M.Schaub pass short left to K.Walter pushed ob at HST 49 for 12 yards (N.Clements).	
4-1-HST 49	*(6:30) (Punt formation) PENALTY on HST-D.Jones, Delay of Game, 5 yards, enforced at HST 49 - No Play.*	
4-6-HST 44	(6:26) D.Jones punts 48 yards to CIN 8, Center-J.Weeks. B.Tate to CIN 20 for 12 yards (D.Posey). (The punt hang time was 3.9 seconds.)	

Cincinnati Bengals at 6:15

1-10-CIN 20	(6:15) (Shotgun) A.Dalton pass short right to A.Green to CIN 36 for 16 yards (B.Harris).	P10
1-10-CIN 36	(5:39) B.Green-Ellis right guard to CIN 40 for 4 yards (A.Smith).	
2-6-CIN 40	(5:03) (Shotgun) A.Dalton sacked at CIN 40 for 0 yards (B.Reed).	
	Timeout #1 by CIN at 04:17.	
3-6-CIN 40	*(4:17) (Shotgun) PENALTY on CIN-K.Zeitler, False Start, 5 yards, enforced at CIN 40 - No Play.*	
3-11-CIN 35	(4:17) (Shotgun) A.Dalton pass incomplete short middle to M.Jones.	
	PENALTY on HST-S.Keo, Defensive Pass Interference, 15 yards, enforced at CIN 35 - No Play.	X11
1-10-50	(4:12) A.Dalton pass short left to M.Jones to HST 35 for 15 yards (K.Jackson).	P12
1-10-HST 35	(3:40) B.Green-Ellis right tackle to HST 36 for -1 yards (E.Mitchell).	
2-11-HST 36	(3:01) (Shotgun) A.Dalton pass incomplete short middle to J.Gresham (G.Quin).	
3-11-HST 36	(2:57) (Shotgun) A.Dalton pass incomplete deep right to A.Green.	
4-11-HST 36	(2:51) (Shotgun) A.Dalton pass short left to M.Jones to HST 28 for 8 yards (J.Joseph, S.Keo).	

Houston Texans at 2:44

1-10-HST 28	(2:44) A.Foster left tackle to HST 32 for 4 yards (D.Peko).	
	Timeout #2 by CIN at 02:39.	
2-6-HST 32	(2:39) A.Foster left tackle to HST 36 for 4 yards (R.Geathers).	
	Timeout #3 by CIN at 02:33.	
3-2-HST 36	(2:33) M.Schaub pass short middle to G.Graham to HST 43 for 7 yards (M.Lawson).	P22
	PENALTY on CIN-V.Burfict, Unnecessary Roughness, 15 yards, enforced at HST 43. (The penalty was for contact with a defenseless receiver.)	X23
1-10-CIN 42	(2:23) A.Foster right guard to CIN 40 for 2 yards (V.Burfict).	

Two-Minute Warning

2-8-CIN 40	(2:00) A.Foster right guard to CIN 30 for 10 yards (R.Maualuga).	R24
1-10-CIN 30	(1:15) M.Schaub kneels to CIN 31 for -1 yards.	
2-11-CIN 31	(:36) M.Schaub kneels to CIN 32 for -1 yards.	

END OF QUARTER

	Score	Time Poss	First Downs R	P	X	T	Efficiencies 3 Down	4 Down
Cincinnati Bengals	**13**	**8:45**	**2**	**2**	**1**	**5**	**0/3**	**1/2**
Houston Texans	**19**	**6:15**	**1**	**2**	**1**	**4**	**1/3**	**0/0**

Miscellaneous Statistics Report

Cincinnati Bengals vs Houston Texans
1/5/2013 at Reliant Stadium

Ten Longest Plays for Cincinnati Bengals

Yards	Qtr	Play Start	Play Description
45	3	1-10-CIN 32	(9:20) (Shotgun) A.Dalton pass deep right to A.Green to HST 23 for 45 yards (J.Joseph).
29	1	1-10-CIN 16	(7:44) B.Green-Ellis right guard to CIN 45 for 29 yards (G.Quin).
16	4	1-10-CIN 20	(6:15) (Shotgun) A.Dalton pass short right to A.Green to CIN 36 for 16 yards (B.Harris).
15	4	1-10-50	(4:12) A.Dalton pass short left to M.Jones to HST 35 for 15 yards (K.Jackson).
12	2	1-10-CIN 28	(13:01) B.Green-Ellis up the middle to CIN 40 for 12 yards (S.Keo).
12	2	1-10-CIN 28	(2:13) (Shotgun) A.Dalton scrambles up the middle to CIN 40 for 12 yards (B.James).
11	2	2-10-CIN 40	(1:57) (Shotgun) A.Dalton pass short left to M.Jones pushed ob at HST 49 for 11 yards (K.Jackson).
8	4	2-10-HST 48	(12:48) (Shotgun) A.Dalton pass short left to A.Hawkins to HST 40 for 8 yards (C.Barwin).
7	3	2-5-CIN 25	(9:54) (Shotgun) A.Dalton pass short left to A.Hawkins to CIN 32 for 7 yards (S.Keo).
7	3	1-10-HST 23	(8:44) A.Dalton pass short right to A.Green to HST 16 for 7 yards (J.Joseph).

Ten Longest Plays for Houston Texans

Yards	Qtr	Play Start	Play Description
22	3	1-10-CIN 27	(11:47) M.Schaub pass deep middle to A.Johnson to CIN 5 for 22 yards (A.Jones).
22	4	3-2-HST 36	(2:33) M.Schaub pass short middle to G.Graham to HST 43 for 7 yards (M.Lawson).
20	2	2-9-HST 41	(6:58) M.Schaub pass short left to G.Graham pushed ob at CIN 39 for 20 yards (N.Clements). CIN-R.Maualuga was injured
20	4	1-10-HST 20	(9:03) M.Schaub pass short right to J.Casey to HST 40 for 20 yards (R.Maualuga).
19	1	1-10-HST 41	(3:14) M.Schaub pass deep middle to A.Johnson to CIN 40 for 19 yards (R.Nelson).
19	2	3-9-HST 34	(:40) (Shotgun) M.Schaub pass deep right to O.Daniels to CIN 47 for 19 yards (T.Newman) [C.Dunlap].
18	1	2-8-HST 7	(11:31) M.Schaub pass short middle to O.Daniels to HST 25 for 18 yards (R.Nelson).
17	1	1-10-HST 25	(10:59) A.Foster left end to HST 42 for 17 yards (R.Nelson).
16	1	2-6-HST 46	(9:39) K.Martin left end pushed ob at CIN 38 for 16 yards (T.Newman).
15	2	1-10-CIN 39	(6:35) A.Foster right guard to CIN 24 for 15 yards (N.Clements).

Touchdown Scoring Information		Offense	Defense	Special Teams
VISITOR	Cincinnati Bengals	0	1	0
HOME	Houston Texans	1	0	0

Player Scoring Information

Club	Player	TD	Rush TD	Rec TD	KO TD	Punt TD	Int TD	Fum TD	Misc TD	FG	XP	2Pt Rush	2Pt Rec	Sfty	Points
CIN	J.Brown	0	0	0	0	0	0	0	0	2	1	0	0	0	7
CIN	L.Hall	0	0	0	0	0	1	0	0	0	0	0	0	0	6
HST	S.Graham	0	0	0	0	0	0	0	0	4	1	0	0	0	13
HST	A.Foster	0	1	0	0	0	0	0	0	0	0	0	0	0	6

Possession Detail	First Half		Second Half		Game	
	Visitor	Home	Visitor	Home	Visitor	Home
Largest Lead	1	6	0	9	1	9
Drives Leading	0	3	0	5	0	8
Time of Possession Leading	0:00	9:33	0:00	15:56	0:00	25:29
Largest Deficit	-6	-1	-9	0	-9	-1
Drives Trailing	4	1	5	0	9	1
Time of Possession Trailing	6:05	7:11	14:04	0:00	20:09	7:11
Times Score Tied Up		0		0		0
Lead Changes		3		0		3

FLIP CARD VS. CINCINNATI

AFC Divisional • Houston Texans at New England Patriots • Sunday, Jan. 13, 2013

HOUSTON TEXANS VS. CINCINNATI BENGALS

January 5, 2013 - Reliant Stadium - Houston, Texas - 3:30 PM CT

No.	Name	Pos.
5	Donnie Jones	P
8	Matt Schaub	QB
11	DeVier Posey	WR
13	T.J. Yates	QB
17	Shayne Graham	K
18	Lestar Jean	WR
20	Roc Carmichael	CB
22	Alan Ball	CB
23	Arian Foster	RB
24	Johnathan Joseph	CB
25	Kareem Jackson	CB
26	Brandon Harris	CB
27	Quintin Demps	SS
28	Justin Forsett	RB
29	Glover Quin	FS
30	Stanford Routt	CB
31	Shiloh Keo	FS
35	Eddie Pleasant	SS
38	Danieal Manning	SS
40	Tyler Clutts	FB
44	Ben Tate	RB
46	Jon Weeks	LS
50	Bryan Braman	OLB
52	Tim Dobbins	ILB
53	Bradie James	ILB
54	Barrett Ruud	ILB
55	Chris Myers	C
57	Jesse Nading	OLB
58	Brooks Reed	OLB
59	Whitney Mercilus	OLB
60	Ben Jones	G/C
62	Antoine Caldwell	G
66	Andrew Gardner	T
67	Cody White	G
68	Ryan Harris	T
74	Wade Smith	G
75	Derek Newton	T
76	Duane Brown	T
79	Brandon Brooks	G
80	Andre Johnson	WR
81	Owen Daniels	TE
82	Keshawn Martin	WR
83	Kevin Walter	WR
86	James Casey	FB
88	Garrett Graham	TE
90	Mister Alexander	ILB
92	Earl Mitchell	NT
93	Jared Crick	DE
94	Antonio Smith	DE
95	Shaun Cody	NT
97	Terrell McClain	NT
98	Connor Barwin	OLB
99	J.J. Watt	DE

Texans Offense

WR	80 Andre Johnson	18 Lestar Jean	
LT	76 Duane Brown	66 Andrew Gardner	
LG	74 Wade Smith	67 Cody White	
C	55 Chris Myers	60 Ben Jones	
RG	60 Ben Jones	79 Brandon Brooks	62 Antoine Caldwell
RT	75 Derek Newton	68 Ryan Harris	
TE	81 Owen Daniels	88 Garrett Graham	
WR	83 Kevin Walter	82 Keshawn Martin	11 DeVier Posey
QB	8 Matt Schaub	13 T.J. Yates	
FB	86 James Casey	40 Tyler Clutts	
RB	23 Arian Foster	44 Ben Tate	28 Justin Forsett

Bengals Defense

LDE	96 Carlos Dunlap	91 Robert Geathers	
NT	94 Domata Peko	90 Pat Sims	79 Brandon Thompson
DT	97 Geno Atkins	75 Devon Still	
RDE	93 Michael Johnson	95 Wallace Gilberry	
SLB	99 Manny Lawson	51 Dan Skuta	
MLB	58 Rey Maualuga	51 Dan Skuta	
WLB	55 Vontaze Burfict	57 Vincent Rey	59 Emmanuel Lamur
LCB	23 Terence Newman	22 Nate Clements	37 Chris Lewis-Harris
RCB	29 Leon Hall	24 Adam Jones	25 Jason Allen
SS	33 Chris Crocker	22 Nate Clements	26 Taylor Mays
			45 Jeromy Miles
FS	20 Reggie Nelson	43 George Iloka	

Texans Specialist

PK	17 Shayne Graham		
P	5 Donnie Jones		
LS	46 Jon Weeks	86 James Casey	
KR	82 Keshawn Martin	28 Justin Forsett	31 Shiloh Keo
PR	82 Keshawn Martin	28 Justin Forsett	31 Shiloh Keo
H	5 Donnie Jones		

Rookie and first-year players underlined

Texans Pronunciation

Bryan **Braman** (BRAY-man)
Tyler **Clutts** (CLUTS)
Lestar Jean (Less-TAR JEEN)
Shiloh Keo (SHY-lo K-yo)
Danieal Manning (dan-YELL)
Keshawn Martin (KEY-shawn)
Whitney **Mercilus** (MER-sil-us)
DeVier Posey (Duh-VEER PO-Z)
Glover Quin (GLOW-ver)
Stanford **Routt** (like "OUT")
Barrett **Ruud** (RUDE)
Matt **Schaub** (SHOBB)

TODAY'S OFFICIALS

Referee - Alberto Riveron (57)
Umpire - Fred Bryan (11)
Head Linesman - Jim Mello (48)
Line Judge - Gary Arthur (108)
Field Judge - Steve Zimmer (33)
Side Judge - Jimmy DeBell (58)
Back Judge - Greg Steed (12)
Replay Official - Larry Nemmers
Replay Assistant - Lou Nazzaro

Texans Defense

DE	99 J.J. Watt		
NT	95 Shaun Cody	92 Earl Mitchell	97 Terrell McClain
DE	94 Antonio Smith	93 Jared Crick	
SLB	58 Brooks Reed	50 Bryan Braman	57 Jesse Nading
ILB	52 Tim Dobbins	90 Mister Alexander	
ILB	53 Bradie James	54 Barrett Ruud	
WLB	98 Connor Barwin	59 Whitney Mercilus	
LCB	25 Kareem Jackson	22 Alan Ball	30 Stanford Routt
RCB	24 Johnathan Joseph	26 Brandon Harris	20 Roc Carmichael
SS	38 Danieal Manning	27 Quintin Demps	35 Eddie Pleasant
FS	29 Glover Quin	31 Shiloh Keo	

Bengals Offense

WR	19 Brandon Tate	82 Marvin Jones	11 Dane Sanzenbacher
LOT	77 Andrew Whitworth	73 Anthony Collins	
LG	65 Clint Boling	74 Dennis Roland	
C	66 Trevor Robinson	64 Kyle Cook	
RG	68 Kevin Zeitler	66 Trevor Robinson	
ROT	71 Andre Smith	74 Dennis Roland	
TE	84 Jermaine Gresham	80 Orson Charles	89 Richard Quinn
WR	18 A.J. Green	16 Andrew Hawkins	88 Ryan Whalen
QB	14 Andy Dalton	7 Bruce Gradkowski	
HB	42 Benjarvus Green-Ellis	40 Brian Leonard	30 Cedric Peerman
			34 Daniel Herron
FB	32 John Conner		

Bengals Specialist

P	10 Kevin Huber		
K	3 Josh Brown		
H	10 Kevin Huber		
LS	46 Clark Harris		
PR	19 Brandon Tate	24 Adam Jones	16 Andrew Hawkins
			82 Marvin Jones
KOR	19 Brandon Tate	16 Andrew Hawkins	82 Marvin Jones

Rookie and first-year players underlined

Bengals Pronunciation

Geno Atkins (JEE-no)
Vontaze Burfict (VONN-tez BER-fict)
Robert **Geathers** (gathers)
Jermaine Gresham (jer-MAIN GRESH-em)
George **Iloka** (ie-LO-kuh)
Emmanuel **Lamur** (luh-MER)
Rey **Maualuga** (RAY mow-uh-LOO-guh)
Domata **Peko** (DOE-mah-tah PECK-o)
Vincent **Rey** (RAY)
Dane **Sanzenbacher** (SAHNZ-en-bock-er)
Dan **Skuta** (SKOO-tuh)
Devon Still (DEV-un)
Kevin **Zeitler** (ZITE-ler)

No.	Name	Pos.
3	Josh Brown	K
7	Bruce Gradkowski	QB
10	Kevin Huber	P
11	Dane Sanzenbacher	WR
14	Andy Dalton	QB
16	Andrew Hawkins	WR
18	A.J. Green	WR
19	Brandon Tate	WR
20	Reggie Nelson	S
22	Nate Clements	S/CB
23	Terence Newman	CB
24	Adam Jones	CB
25	Jason Allen	CB
26	Taylor Mays	S
29	Leon Hall	CB
30	Cedric Peerman	HB
32	John Conner	FB
33	Chris Crocker	S
34	Daniel Herron	HB
37	Chris Lewis-Harris	CB
40	Brian Leonard	HB
42	BenJarvus Green-Ellis	HB
43	George Iloka	S
45	Jeromy Miles	S
46	Clark Harris	LS
51	Dan Skuta	LB
55	Vontaze Burfict	LB
57	Vincent Rey	LB
58	Rey Maualuga	LB
59	Emmanuel Lamur	LB
64	Kyle Cook	C
65	Clint Boling	G
66	Trevor Robinson	C/G
68	Kevin Zeitler	G
71	Andre Smith	OT
73	Anthony Collins	OT
74	Dennis Roland	OT/G
75	Devon Still	DT
77	Andrew Whitworth	OT
79	Brandon Thompson	DT
80	Orson Charles	TE
82	Marvin Jones	WR
84	Jermaine Gresham	TE
88	Ryan Whalen	WR
89	Richard Quinn	TE
90	Pat Sims	DT
91	Robert Geathers	DE
93	Michael Johnson	DE
94	Domata Peko	DT
95	Wallace Gilberry	DE
96	Carlos Dunlap	DE
97	Geno Atkins	DT
99	Manny Lawson	LB

FLIP CARD VS. CINCINNATI

AFC Divisional • Houston Texans at New England Patriots • Sunday, Jan. 13, 2013

TEXANS

No.	Name	Pos.
90	Alexander, Mister	LB
22	Ball, Alan	CB
98	Barwin, Connor	OLB
50	Braman, Bryan	OLB
79	Brooks, Brandon	G
76	Brown, Duane	T
62	Caldwell, Antoine	G
20	Carmichael, Roc	CB
86	Casey, James	FB
40	Clutts, Tyler	FB
95	Cody, Shaun	NT
93	Crick, Jared	DE
81	Daniels, Owen	TE
27	Demps, Quintin	SS
52	Dobbins, Tim	ILB
28	Forsett, Justin	RB
23	Foster, Arian	RB
66	Gardner, Andrew	T
88	Graham, Garrett	TE
17	Graham, Shayne	K
26	Harris, Brandon	CB
68	Harris, Ryan	T
25	Jackson, Kareem	CB
53	James, Bradie	ILB
18	Jean, Lestar	WR
80	Johnson, Andre	WR
60	Jones, Ben	G/C
5	Jones, Donnie	P
24	Joseph, Johnathan	CB
31	Keo, Shiloh	FS
38	Manning, Danieal	SS
82	Martin, Keshawn	WR
97	McClain, Terrell	NT
59	Mercilus, Whitney	OLB
92	Mitchell, Earl	NT
55	Myers, Chris	C
57	Nading, Jesse	OLB
75	Newton, Derek	T
35	Pleasant, Eddie	SS
11	Posey, DeVier	WR
29	Quin, Glover	FS
58	Reed, Brooks	OLB
30	Routt, Stanford	CB
54	Ruud, Barrett	ILB
8	Schaub, Matt	QB
94	Smith, Antonio	DE
74	Smith, Wade	G
44	Tate, Ben	RB
83	Walter, Kevin	WR
99	Watt, J.J.	DE
46	Weeks, Jon	LS
67	White, Cody	G
13	Yates, T.J.	QB

RESERVE/INJURED

4	Bullock, Randy	K
78	Bulter, Rashad	T
56	Cushing, Brian	ILB
45	Fox, Keyaron	LB
91	Harris, Ra'Shon	NT
72	Hunter, David	DE
96	Jamison, Tim	DE
21	McCain, Brice*	CB
51	Sharpton, Darryl	ILB

* designated for return

HOUSTON TEXANS

NO.	NAME	POS.	HT.	WT.	AGE	EXP.	COLLEGE
5	Donnie Jones	P	6-2	221	32	9	LSU
8	Matt Schaub	QB	6-5	239	31	9	Virginia
11	DeVier Posey	WR	6-1	206	22	R	Ohio State
13	T.J. Yates	QB	6-4	219	25	2	North Carolina
17	Shayne Graham	K	6-0	210	35	11	Virginia Tech
18	Lestar Jean	WR	6-3	212	24	2	Florida Atlantic
20	Roc Carmichael	CB	5-10	195	24	2	Virginia Tech
22	Alan Ball	CB	6-2	191	27	5	Illinois
23	Arian Foster	RB	6-1	228	26	4	Tennessee
24	Johnathan Joseph	CB	5-11	189	28	7	South Carolina
25	Kareem Jackson	CB	5-10	192	24	3	Alabama
26	Brandon Harris	CB	5-10	194	22	2	Miami (Fla.)
27	Quintin Demps	SS	5-11	208	27	4	UTEP
28	Justin Forsett	RB	5-8	194	27	5	California
29	Glover Quin	FS	6-0	207	26	4	New Mexico
30	Stanford Routt	CB	6-1	195	29	8	Houston
31	Shiloh Keo	FS	5-11	202	25	2	Idaho
35	Eddie Pleasant	SS	5-10	210	24	R	Oregon
38	Danieal Manning	SS	5-11	210	30	7	Abilene Christian
40	Tyler Clutts	FB	6-2	260	28	2	Fresno State
44	Ben Tate	RB	5-11	215	24	3	Auburn
46	Jon Weeks	LS	5-10	248	26	3	Baylor
50	Bryan Braman	OLB	6-5	251	25	2	West Texas A&M
52	Tim Dobbins	ILB	6-1	236	30	7	Iowa State
53	Bradie James	ILB	6-2	240	31	10	LSU
54	Barrett Ruud	ILB	6-2	241	29	8	Nebraska
55	Chris Myers	C	6-4	290	31	8	Miami (Fla.)
57	Jesse Nading	OLB	6-5	257	27	4	Colorado State
58	Brooks Reed	OLB	6-3	257	25	2	Arizona
59	Whitney Mercilus	OLB	6-4	257	22	R	Illinois
60	Ben Jones	G/C	6-3	303	23	R	Georgia
62	Antoine Caldwell	G	6-3	315	26	4	Alabama
66	Andrew Gardner	T	6-6	309	26	3	Georgia Tech
67	Cody White	G	6-3	301	24	R	Illinois State
68	Ryan Harris	T	6-5	300	27	5	Notre Dame
74	Wade Smith	G	6-4	307	31	10	Memphis
75	Derek Newton	T	6-6	318	25	2	Arkansas State
76	Duane Brown	T	6-4	320	27	5	Virginia Tech
79	Brandon Brooks	G	6-5	340	23	R	Miami (Ohio)
80	Andre Johnson	WR	6-3	230	31	10	Miami (Fla.)
81	Owen Daniels	TE	6-3	249	30	7	Wisconsin
82	Keshawn Martin	WR	5-11	190	22	R	Michigan State
83	Kevin Walter	WR	6-3	218	31	10	Eastern Michigan
86	James Casey	FB	6-3	240	28	4	Rice
88	Garrett Graham	TE	6-3	244	26	3	Wisconsin
90	Mister Alexander	ILB	6-3	252	24	2	Florida State
92	Earl Mitchell	NT	6-3	300	25	3	Arizona
93	Jared Crick	DE	6-4	287	23	R	Nebraska
94	Antonio Smith	DE	6-4	284	31	8	Oklahoma State
95	Shaun Cody	NT	6-4	307	29	8	Southern California
97	Terrell McClain	NT	6-2	300	24	2	South Florida
98	Connor Barwin	OLB	6-4	268	26	4	Cincinnati
99	J.J. Watt	DE	6-5	295	23	2	Wisconsin

HEAD COACH: Gary Kubiak

ASSISTANT COACHES: Bill Kollar (Asst. Head Coach/Defensive Line); Rick Dennison (Offensive Coordinator); Joe Marciano (Special Teams Coordinator); Wade Phillips (Defensive Coordinator); John Benton (Offensive Line): Perry Carter (Asst. Defensive Backs); Karl Dorrell (Quarterbacks); Dan Hammerschmidt (Offensive Assistant); Chick Harris (Running Backs); Reggie Herring (Linebackers); Vance Joseph (Defensive Backs); Bobby King (Assistant Linebackers); Larry Kirksey (Wide Receivers); Marc Lubick (Assistant Wide Receivers); Brian Pariani (Tight Ends); Jim Ryan (Assistant Offensive Line); Matt Schiotz (Asst. Strength & Conditioning); Cedric Smith (Head Strength & Conditioning).

CINCINNATI BENGALS

NO.	NAME	POS.	HT.	WT.	AGE	EXP.	COLLEGE
3	Josh Brown	K	6-0	202	33	10	Nebraska
7	Bruce Gradkowski	QB	6-1	220	29	7	Toledo
10	Kevin Huber	P	6-1	212	27	4	Cincinnati
11	Dane Sanzenbacher	WR	5-11	180	24	2	Ohio State
14	Andy Dalton	QB	6-2	220	25	2	Texas Christian
16	Andrew Hawkins	WR	5-7	180	26	2	Toledo
18	A.J. Green	WR	6-4	207	24	2	Georgia
19	Brandon Tate	WR	6-1	200	25	4	North Carolina
20	Reggie Nelson	S	5-11	210	29	6	Florida
22	Nate Clements	S/CB	6-0	205	33	12	Ohio State
23	Terence Newman	CB	5-10	192	34	10	Kansas State
24	Adam Jones	CB	5-10	185	29	6	West Virginia
25	Jason Allen	CB	6-1	200	29	7	Tennessee
26	Taylor Mays	S	6-3	230	24	3	Southern California
29	Leon Hall	CB	5-11	195	28	6	Michigan
30	Cedric Peerman	HB	5-10	211	26	3	Virginia
32	John Conner	FB	5-11	245	25	3	Kentucky
33	Chris Crocker	S	5-11	197	32	10	Marshall
34	Daniel Herron	HB	5-10	215	23	R	Ohio State
37	Chris Lewis-Harris	CB	5-10	180	23	R	Tennessee-Chattanooga
40	Brian Leonard	HB	6-1	225	28	6	Rutgers
42	BenJarvus Green-Ellis	HB	5-11	220	27	5	Mississippi
43	George Iloka	S	6-4	225	22	R	Boise State
45	Jeromy Miles	S	6-2	210	25	3	Massachusetts
46	Clark Harris	LS	6-5	255	28	4	Rutgers
51	Dan Skuta	LB	6-2	250	26	4	Grand Valley State
55	Vontaze Burfict	LB	6-1	245	22	R	Arizona State
57	Vincent Rey	LB	6-2	250	25	2	Duke
58	Rey Maualuga	LB	6-2	250	25	4	Southern California
59	Emmanuel Lamur	LB	6-4	232	23	R	Kansas State
64	Kyle Cook	C	6-3	315	29	5	Michigan State
65	Clint Boling	G	6-5	311	23	2	Georgia
66	Trevor Robinson	C/G	6-5	305	22	R	Notre Dame
68	Kevin Zeitler	G	6-4	315	22	R	Wisconsin
71	Andre Smith	OT	6-4	335	25	4	Alabama
73	Anthony Collins	OT	6-5	315	27	5	Kansas
74	Dennis Roland	OT/G	6-9	322	29	5	Georgia
75	Devon Still	DT	6-5	305	23	R	Penn State
77	Andrew Whitworth	OT	6-7	330	31	7	Louisiana State
79	Brandon Thompson	DT	6-2	320	23	R	Clemson
80	Orson Charles	TE	6-3	250	21	R	Georgia
82	Marvin Jones	WR	6-2	195	22	R	California
84	Jermaine Gresham	TE	6-5	260	24	3	Oklahoma
88	Ryan Whalen	WR	6-1	200	23	2	Stanford
89	Richard Quinn	TE	6-4	264	26	3	North Carolina
90	Pat Sims	DT	6-2	335	27	5	Auburn
91	Robert Geathers	DE	6-3	280	29	9	Georgia
93	Michael Johnson	DE	6-7	270	25	4	Georgia Tech
94	Domata Peko	DT	6-3	322	28	7	Michigan State
95	Wallace Gilberry	DE	6-2	275	28	5	Alabama
96	Carlos Dunlap	DE	6-6	280	23	3	Florida
97	Geno Atkins	DT	6-1	300	24	3	Georgia
99	Manny Lawson	LB	6-5	240	28	7	North Carolina State

HEAD COACH: Marvin Lewis

ASSISTANT COACHES: Paul Alexander (Asst. Head Coach/Offensive Line); Jay Gruden (Offensive Coordinator); Darrin Simmons (Special Teams); Mike Zimmer (Defensive Coordinator); Jim Anderson (Running Backs); Mark Carrier (Defensive Backs); Kyle Caskey (Offensive Quality Control/Asst. Offensive Line); Brayden Coombs (Offensive Assistant); Jeff Friday (Asst. Strength & Conditioning); Paul Guenther (Linebackers); Jay Hayes (Defensive Line); Jonathan Hayes (Tight Ends); Hue Jackson (Asst. Special Teams/Assistant Defensive Backs); David Lippincott (Defensive Quality Control/Asst. Linebackers); Chip Morton (Strength & Conditioning); Nick Siciliano (Coaching Assistant); James Urban (Wide Receivers); Ken Zampese (Quarterbacks).

BENGALS

No.	Name	Pos.
25	Allen, Jason	CB
97	Atkins, Geno	DT
65	Boling, Clint	G
3	Brown, Josh	K
55	Burfict, Vontaze	LB
80	Charles, Orson	TE
22	Clements, Nate	S/CB
73	Collins, Anthony	OT
32	Conner, John	FB
64	Cook, Kyle	C
33	Crocker, Chris	S
14	Dalton, Andy	QB
96	Dunlap, Carlos	DE
91	Geathers, Robert	DE
95	Gilberry, Wallace	DE
7	Gradkowski, Bruce	QB
18	Green, A.J.	WR
42	Green-Ellis, BenJarvus	HB
84	Gresham, Jermaine	TE
29	Hall, Leon	CB
46	Harris, Clark	LS
16	Hawkins, Andrew	WR
34	Herron, Daniel	HB
10	Huber, Kevin	P
43	Iloka, George	S
93	Johnson, Michael	DE
24	Jones, Adam	CB
82	Jones, Marvin	WR
59	Lamur, Emmanuel	LB
99	Lawson, Manny	LB
40	Leonard, Brian	HB
37	Lewis-Harris, Chris	CB
58	Maualuga, Rey	LB
26	Mays, Taylor	S
45	Miles, Jeromy	S
20	Nelson, Reggie	S
23	Newman, Terence	CB
30	Peerman, Cedric	HB
94	Peko, Domata	DT
89	Quinn, Richard	TE
57	Rey, Vincent	LB
66	Robinson, Trevor	C/G
74	Roland, Dennis	OT/G
11	Sanzenbacher, Dane	WR
90	Sims, Pat	DT
51	Skuta, Dan	LB
71	Smith, Andre	OT
75	Still, Devon	DT
19	Tate, Brandon	WR
79	Thompson, Brandon	DT
88	Whalen, Ryan	WR
77	Whitworth, Andrew	OT
68	Zeitler, Kevin	G

RESERVE/INJURED

92	Anderson, Jamaal	DE
44	Dye, Tony	S
21	Ghee, Brandon	CB
53	Howard, Thomas	LB
27	Kirkpatrick, Dre	CB
2	Nugent, Mike	K
38	Prater, Shaun	CB
36	Pressley, Chris	FB
39	Rogers, Taveon	CB
31	Sands, Robert	S
12	Sanu, Mohamed	WR
28	Scott, Bernard	HB
70	Wharton, Travelle	G

RESERVE/NON-FOOTBALL ILLNESS

52	Moch, Dontay	LB

GENERAL MANAGER AND EXECUTIVE VICE PRESIDENT RICK SMITH

Rick Smith is in his seventh season as Texans general manager and second as executive vice president of football operations, overseeing all aspects of football operations. Smith inherited a two-win team when he was named general manager on June 5, 2006 and has since worked closely with the coaching and scouting staffs to build the Texans into a two-time division champion by identifying and signing elite players who have helped produce an exciting brand of football.

Smith has steadily strengthened Houston's roster through the draft, free agency and trades. His main philosophy has been to build through the draft and supplement via free agency with a thorough and innovative front office staff that has the Texans pointed toward sustained success.

Smith has also been active in league affairs while at the helm of the Texans. He was appointed to the NFL's prestigious Competition Committee by NFL Commissioner Roger Goodell on Dec. 5, 2008, and was an original member of the General Managers Advisory Committee, which provides advice and other feedback to the NFL Football Operations department on the integrity of the game, expansion of technology and other ways to improve the game. In addition, Smith has earned recognition from his peers and was honored with the Tank Younger Award in 2008, presented annually by the Fritz Pollard Alliance for outstanding work in an NFL front office.

Smith has orchestrated several trades that have benefited the Texans greatly, including a deal with Atlanta in 2007 that brought quarterback Matt Schaub to Houston. Since then, Schaub has become the Texans' all-time leading passer, the 12th player in NFL history to throw for more than 4,000 yards in back-to-back seasons (2009-10), led the NFL in passing in 2009 with 4,770 yards, was named the 2010 Pro Bowl MVP and has helped lead Houston's offense to a top-four NFL ranking each year from 2008-10. In 2008, Smith traded with Denver for center Chris Myers, who became the first lineman in Texans history to make the Pro Bowl.

Perhaps the best overall draft class of Smith's tenure came in 2009, when the Texans drafted Brian Cushing with the 15th overall pick. The former USC linebacker went on to earn NFL Defensive Rookie of the Year and Pro Bowl honors, and led the team in tackles in 2011 for the second time in three years. Smith also signed running back Arian Foster as an undrafted rookie free agent in 2009. Foster had a breakout year in 2010, leading the NFL with 2,220 yards from scrimmage, 20 touchdowns scored and 1,616 yards rushing, the most ever by an undrafted player, in addition to earning Pro Bowl and All-Pro honors.

In his former role with the Denver Broncos, Smith was responsible for evaluating players from around the NFL as well as those in NFL Europe, the Canadian Football League, the Arena Football League and other professional leagues. He also played a central role in the club's preparation for the college draft and was one of the Broncos' primary negotiators for player contracts.

With Smith heading the pro personnel department, the Broncos posted the league's fifth-best regular-season record from 2000-05, going 61-35 (.635). The 61 wins were the most of any AFC West team during that span, 10 more than the next closest team, Kansas City. Denver was one of only four teams in the NFL to reach the playoffs each season from 2003-05.

2012 TEXANS COACHING STAFF

Coach	NFL Exp.	Texans Exp.
Gary Kubiak, Head Coach	19	7
Bill Kollar, Assistant Head Coach/Defensive Line	24	4
Rick Dennison, Offensive Coordinator	18	3
Joe Marciano, Special Teams Coordinator	27	11
Wade Phillips, Defensive Coordinator	36	2
John Benton, Offensive Line Coach	9	7
Perry Carter, Assistant Defensive Backs Coach	7	7
Karl Dorrell, Quarterbacks Coach	8	1
Dan Hammerschmidt, Offensive Assistant	1	1
Chick Harris, Running Backs Coach	32	11
Reggie Herring, Linebackers Coach	7	4
Vance Joseph, Defensive Backs Coach	8	2
Bobby King, Assistant Linebackers	3	2
Larry Kirksey, Wide Receivers Coach	16	6
Marc Lubick, Assistant Wide Receivers Coach	5	3
Brian Pariani, Tight Ends Coach	22	7
Jim Ryan, Assistant Offensive Line Coach	7	2
Cedric Smith, Head Strength and Conditioning Coach	12	3
Matt Schiotz, Assistant Strength and Conditioning Coach	13	4

WHERE THEY'RE AT

SIDELINE

Gary Kubiak	Head Coach
Wade Phillips	Defensive Coordinator
Bill Kollar	Defensive Line
Joe Marciano	Special Teams Coordinator
John Benton	Offensive Line
Karl Dorrell	Quarterbacks
Dan Hammerschmidt	Offensive Assistant
Chick Harris	Running Backs
Reggie Herring	Linebackers
Vance Joseph	Defensive Backs
Larry Kirksey	Wide Receivers
Brian Pariani	Tight Ends
Cedric Smith	Head Strength & Conditioning
Matt Schiotz	Assistant Strength & Conditioning

COACHES BOOTH

Rick Dennison	Offensive Coordinator
Perry Carter	Assistant Defensive Backs
Bobby King	Assistant Linebackers
Marc Lubick	Assistant Wide Receivers
Jim Ryan	Assistant Offensive Line

COACHES' PRONUNCIATION GUIDE

Kubiak	KOO-be-ak
Kollar	KO-lar
Marciano	MAR-C-ah-no
Hammerschmidt	HAM-er-shmit
Lubick	LOO-bick
Pariani	PAIR-e-ah-nee
Schiotz	SHOTS

TEXANS PR CONTACTS

Kevin Cooper
Sr. Director of Communications

Contact Cooper for: Interview requests for Texans Owner Bob McNair, Head Coach Gary Kubiak and General Manager and Executive Vice President Rick Smith.

Evan Koch
Communications Manager

Contact Koch for: Interview requests for players and assistant coaches, open locker room opportunities or to be added to an email list.

Zac Emmons
Corporate Communications Manager

Contact Emmons for: Information on Texans civic and business affairs, Lone Star Sports and Entertainment, FTP site questions and player interviews.

Charles Hampton
Communications Coordinator

Contact Hampton for: Interview requests for players and assistant coaches or clarifications on credentials.

CONTACTING THE TEXANS COMMUNICATIONS STAFF

Staff Member	Office Phone	Email	Twitter Handle
Kevin Cooper	832-667-2035	kevin.cooper@houstontexans.com	@kevincooper44
Zac Emmons	832-667-2220	zac.emmons@houstontexans.com	@Zac_Emmons
Charles Hampton	832-667-2282	charles.hampton@houstontexans.com	@charlesmhampton
Evan Koch	832-667-2050	evan.koch@houstontexans.com	@EvanKoch22
Greg Dillard	832-667-2241	greg.dillard@houstontexans.com	@gregdillard

Texans on Twitter: http://twitter.com/TexansPR
Texans Media Site: http://media.houstontexans.com
Texans FTP Site: ftp1.houstontexans.com

INTERVIEW REQUESTS

Head coach Gary Kubiak will speak with the media in the media workroom after every practice.

All interview requests for the Houston Texans executives, coaches and players should go through the Texans communications department.

For out-of-town media requesting Texans players and assistant coaches, please send your request to Evan Koch at evan.koch@houstontexans.com or call his office phone at (832) 667-2050, or Charles Hampton at charles.hampton@houstontexans.com, or call his office phone at (832) 667-2282.

Requests for owner Bob McNair, executive vice president and general manager Rick Smith and head coach Gary Kubiak should be sent to the attention of Senior Director of Communications Kevin Cooper. His e-mail address is kevin.cooper@houstontexans.com, and office phone is (832) 667-2035.

MEDIA WORKROOM

Media are encouraged to take advantage of the media workroom located on the service level at Reliant Stadium across from the Texans' locker room. The room is available to working media throughout training camp. Phones, Texans information, NFL news releases and other information are available. Wireless service will be available in the media workroom.

During practice, media should park in the Teal Lot located on Murworth, across from Reliant Stadium in front of the Methodist Training Center. Media can either walk over to the media workroom or drive to the Day Lot, located at Westridge and Kirby on the south side of Reliant Stadium. Media should walk through Budweiser Plaza to the stadium entrance.

HOUSTON TEXANS MEDIA WEBSITE

To access the Houston Texans media website, go to http://media.houstontexans.com. The section contains all Texans press materials, daily clips, historical information and updated team statistics and media guide. Applications are being accepted for training camp, season or individual game credentials.

To apply for game credentials, please submit your request on the website by 5 p.m. CT on the Tuesday before a Texans home game.

Fans can access coverage on http://www.HoustonTexans.com throughout the season on Texans TV. The Texans broadcast live streaming video of press conferences, as well as game highlights, interviews, in-depth team features, community recaps, NFL Network footage and much more.

HOUSTON TEXANS FTP SITE

The Texans launched an FTP site in 2010 and upload B-roll, audio clips and clips of video interviews on a consistent basis. If you would like to be added to the FTP email list, members of which receive emails whenever new content is uploaded, please contact Houston Texans Corporate Communications Manager Zac Emmons at zac.emmons@houstontexans.com.

To access the Houston Texans FTP site at any time, please use the following information:

URL: ftp1.houstontexans.com
Username: texmedia
Password: 2012media

HOUSTON TEXANS MEDIA GUIDE

The complete 2012 Houston Texans Media Guide is available online at http://media.houstontexans.com and is updated after every game and team transaction.

Player bios and the Houston Texans record books are updated weekly during the season and are electronically distributed to media, as well as made available online at the Houston Texans media website.

The online version has been improved and is available in PDF format, allowing media to print, copy and paste information in a much easier fashion. Player bios will be updated following each game, as will the roster, history and records sections. PDF versions of the media guide are available via email request. Printed versions of the media guide are available on a case-by-case basis.

TEXANS ON TWITTER

For up-to-the second updates, notes and a variety of other information on the Houston Texans, follow the Texans on Twitter: @TexansPR. If there is something to know about the Texans, you can find it there first. Get all press releases, transcripts, game information, updated bios and more.

TRANSCRIPTS

The Texans Communications Staff sends out transcripts of press conferences, open locker room during the season and post-game interviews. To be added to the Texans Transcripts Email list, please contact Communications Manager Evan Koch at evan.koch@houstontexans.com.

AUDIO CLIPS

In addition to the mp3 audio uploaded to the Houston Texans FTP site, the Texans Communications Staff sends out edited clips that are 10 to 30 seconds long via email following press conferences, open locker room during the season and after games during the season. To be added to the Texans Audio Clips Email list, please contact Communications Manager Evan Koch at evan.koch@houstontexans.com.

DIRECTIONS/PARKING

From Bush International: Take US 59 South to HWY TX-288 South (Lake Jackson/ Freeport). Follow HWY TX-288 to I-610 West. Exit Kirby Drive (Exit 1C) and turn right. Follow Kirby Drive two blocks and Reliant Stadium will be on the right and the practice facility on the left. Turn left on Murworth Drive and media parking is in the Teal parking lot located on the right at the practice facility.

From Houston Hobby: Take Airport Boulevard East to Monroe Road. Make a left on Monroe Road and proceed to I-45 North. Make a left onto I-45 North and proceed to I-610 West. Take I-610 to Kirby Drive (Exit 1C). Turn right onto Kirby. Follow Kirby Drive two blocks and Reliant Stadium will be on the right and the practice facility on the left. Turn left on Murworth Drive and media parking is in the Teal parking lot located on the right at the practice facility.

From the East: Take I-610 westbound to the Kirby Drive Exit (Exit 1C). Turn right on Kirby Drive. Follow Kirby Drive two blocks and Reliant Stadium will be on the right and the practice facility on the left. Turn left on Murworth Drive and media parking is in the Teal parking lot located on the right at the practice facility.

From the West: Take I-610 eastbound to the Kirby Drive Exit (Exit 1C). Turn left on Kirby Drive. Follow Kirby Drive two blocks and Reliant Stadium will be on the right and the practice facility on the left. Turn left on Murworth Drive and media parking is in the Teal parking lot located on the right at the practice facility.

HOTELS

HOTELS

Hilton Americas Houston (Downtown) - 6.85 miles
1600 Lamar, (713) 739-8000

Hotel Derek (Galleria) - 7.69 miles
2525 West Loop South, (713) 961-3000

Holiday Inn (Stadium) - .19 miles
8111 Kirby Drive, (713) 790-1900

Royal Sonesta (Galleria) - 9.57 miles
222 West Loop South, (713) 627-7600

Marriott Medical Center - 2.08 miles
6580 Fannin Street, (713) 796-0080

Marriott West Loop (Galleria) 8.87 miles
1750 West Loop South, (713) 960-0111

2012 POSTSEASON STATISTICS

AFC Divisional • Houston Texans at New England Patriots • Sunday, Jan. 13, 2013

WON 1, LOST 0

Date	W/L	Score	Opponent	Attendance
1/5/13	W	19-13	Cincinnati (WC)	71,738

TEXANS STATISTICS	TEXANS	Opponents
Total First Downs	24	12
Rushing	8	5
Passing	13	5
Penalty	3	2
3rd Down: Made/Att	8/17	0/9
3rd Down Pct.	47.1%	0.0%
4th Down: Made/Att	0/1	1/2
4th Down Pct.	0.0%	50.0%
Possession Avg.	38:49	21:11
Total Net Yards	420	198
Avg. Per Game	420.0	198.0
Total Plays	77	48
Avg. Per Play	5.5	4.1
Net Yards Rushing	158	80
Avg. Per Game	158.0	80.0
Total Rushes	39	16
Net Yards Passing	262	118
Avg. Per Game	262.0	118.0
Sacked/Yards Lost	0/0	2/9
Gross Yards	262	127
Attempts/Completions	38/29	30/14
Completion Pct.	76.3%	46.7%
Had Intercepted	1	1
Punts/Average	3/42.0	5/46.6
Net Punting Avg.	38.0	43.8
Penalties/Yards	7/55	5/51
Fumbles/Ball Lost	0/0	1/0
Touchdowns	1	1
Rushing	1	0
Passing	0	0
Returns	0	1

SCORE BY PERIODS	1	2	3	4	OT	Total
TEXANS	3	6	7	3	0	19
Opponents	0	7	3	3	0	13

SCORING	TD	Ru	Pa	Rt	PAT	FG	2PT	TP
S.Graham	0	0	0	0	1/1	4/4	0	13
A.Foster	1	1	0	0	0/0	0/0	0	6
TEXANS	1	1	0	0	1/1	4/4	0	19
Opponents	1	0	0	1	1/1	2/2	0	13

2-Pt. Conversions: TEXANS 0/0, Opponents: 0/0
SACKS: B.Reed 1.0, J.Watt 1.0. TEXANS: 2.0, Opponents: 0.0

FUMBLES/LOST: None.

TEXANS: 0/0. Opponents: 0/0.

OPP. FUMBLE RECOVERIES: None.

RUSHING	No.	Yds	Avg	Long	TDA.
Foster	32	140	4.4	17	1
K.Martin	1	16	16.0	16	0
M.Schaub	4	1	0.3	2	0
B.Tate	2	1	0.5	1	0
TEXANS	39	158	4.1	17	1
Opponents	16	80	5.0	29	0

RECEIVING	No.	Yds	Avg	Long	TD
O.Daniels	9	91	10.1	19	0
A.Foster	8	34	4.3	13	0
A.Johnson	4	62	15.5	22	0
K.Walter	4	26	6.5	12	0
G.Graham	3	29	9.7	20	0
J.Casey	1	20	20.0	20	0
TEXANS	29	262	9.0	22	0
Opponents	14	127	9.1	45	0

INTERCEPTIONS	No.	Yds	Avg	Long	TD
J.Joseph	1	14	14.0	14	0
TEXANS	1	14	14.0	14	0
Opponents	1	21	21.0	21t	1

PUNTING	No.	Yds	Avg	Net	TB	In	Lg	B
D.Jones	3	126	42.0	38.0	0	1	48	0
TEXANS	3	126	42.0	38.0	0	1	48	0
Opponents	5	233	46.6	43.8	0	3	53	0

PUNT RETURNS	Ret	FC	Yds	Avg	Long	TD
K.Martin	2	3	14	7.0	11	0
TEXANS	2	3	14	7.0	11	0
Opponents	3	0	12	4.0	12	0

KICKOFF RETURNS	No.	Yds	Avg	Long	TD
D.Manning	2	47	23.5	26	0
TEXANS	2	47	23.5	26	0
Opponents	6	156	26.0	43	0

FIELD GOALS	1-19	20-29	30-39	40-49	50+
S.Graham	0/ 0	3/ 3	0/ 0	1/ 1	0/ 0
TEXANS	0/ 0	3/ 3	0/ 0	1/ 1	0/ 0
Opponents	0/ 0	0/ 0	1/ 1	1/ 1	0/ 0

S. Graham: (48G, 27G, 22G, 24G)
Opponents: (34G, 37G)

PASSING	Att	Comp	Yds	Cmp%	Yds/Att	TD	TD%	Int	Int%	Long	Sack/Lost	Rating
M.Schaub	38	29	262	76.3%	6.9	0	0.0%	1	2.6%	22	0/0	83.4
TEXANS	38	29	262	76.3%	6.9	0	0.0%	1	2.6%	22	0/0	83.4
Opponents	30	14	127	46.7%	4.2	0	0.0%	1	3.3%	45	2/9	44.7

2012 POSTSEASON DEFENSIVE AND SPECIAL TEAMS STATISTICS

AFC Divisional • Houston Texans at New England Patriots • Sunday, Jan. 13, 2013

DEFENSIVE STATISTICS

TACKLES	Solo	Asst	Total	Sacks	Sack Yds	Tackles For Loss	QB Hits	INT-Yards	Pass Def.	Forced Fumbles	Fumble Recovery
J.J. Watt	5	0	5	1.0	9.0	2	2	0	2	0	0
Johnathan Joseph	5	0	5	0.0	0.0	0	0	1 (14)	2	0	0
Bradie James	4	0	4	0.0	0.0	1	0	0	0	0	0
Shiloh Keo	2	2	4	0.0	0.0	0	0	0	0	0	0
Brooks Reed	3	0	3	1.0	0.0	0	1	0	0	0	0
Glover Quin	2	0	2	0.0	0.0	0	0	0	3	0	0
Kareem Jackson	2	0	2	0.0	0.0	0	0	0	2	0	0
Connor Barwin	2	0	2	0.0	0.0	1	0	0	1	0	0
Antonio Smith	2	0	2	0.0	0.0	0	0	0	0	0	0
Brandon Harris	1	0	1	0.0	0.0	0	0	0	1	0	0
Danieal Manning	1	0	1	0.0	0.0	0	0	0	0	0	0
Barrett Ruud	1	0	1	0.0	0.0	0	0	0	0	0	0
Earl Mitchell	1	0	1	0.0	0.0	1	0	0	0	0	0
TEXANS	31	2	33	2.0	9.0	5	3	1 (14)	11	0	0
Opponents	56	17	73	0.0	0.0	2	2	1 (21)	3	0	0

SPECIAL TEAMS STATISTICS

	Solo	Asst	Total	Blocked PAT	Blocked Punt	Blocked FG	Forced Fumble	Fumble Recovery
Alan Ball	3	0	3	0	0	0	0	0
DeVier Posey	2	0	2	0	0	0	0	0
Shayne Graham	2	0	2	0	0	0	0	0
Bryan Braman	1	0	1	0	0	0	0	0
Brandon Harris	1	0	1	0	0	0	0	0
TEXANS	9	0	9	0	0	0	0	0
Opponents	4	0	4	0	0	0	0	1

THE LAST TIME...

AFC Divisional • Houston Texans at New England Patriots • Sunday, Jan. 13, 2013

BY TEXANS		BY OPPONENT
Never Happened	500 TOTAL NET YARDS	Never Happened
Never Happened	200 YARDS RUSHING	Never Happened
153, Arian Foster vs. Cincinnati, 1/7/12	150 YARDS RUSHING	Never Happened
140, Arian Foster vs. Cincinnati, 1/5/13	100 YARDS RUSHING	Never Happened
Never Happened	400 YARDS PASSING	Never Happened
Never Happened	300 YARDS PASSING	Never Happened
Never Happened	200 YARDS RECEIVING	Never Happened
Never Happened	150 YARDS RECEIVING	Never Happened
111, Andre Johnson at Baltimore, 1/15/12	100 YARDS RECEIVING	Never Happened
Never Happened	FIVE TOUCHDOWN PASSES	Never Happened
Never Happened	FOUR TOUCHDOWN PASSES	Never Happened
Never Happened	THREE TOUCHDOWN PASSES	Never Happened
3, T.J. Yates at Baltimore, 1/15/12	THROW TWO+ INTERCEPTIONS	3, Andy Dalton vs. Cincinnati, 1/7/12
Never Happened	THREE TOUCHDOWN RECEPTIONS	Never Happened
Never Happened	TWO TOUCHDOWN RECEPTIONS	Never Happened
Never Happened	FOUR TOUCHDOWNS RUSHING	Never Happened
Never Happened	THREE TOUCHDOWNS RUSHING	Never Happened
2, Arian Foster vs. Cincinnati, 1/7/12	TWO TOUCHDOWNS RUSHING	Never Happened
Never Happened	THREE SACKS	Never Happened
29 yards, J.J. Watt vs. Cincinnati, 1/7/12	INTERCEPTION RETURNED FOR TOUCHDOWN	21 yards, Leon Hall vs. Cincinnati, 1/5/13
Never Happened	FUMBLE RETURNED FOR TOUCHDOWN	Never Happened
29-yard INT return, J.J. Watt vs. Cincinnati, 1/7/12	DEFENSIVE TOUCHDOWN	21-yard INT return, Leon Hall vs. Cincinnati, 1/5/13
Never Happened	FIVE-OR-MORE FIELD GOALS	Never Happened
4, Shayne Graham vs. Cincinnati, 1/5/13	FOUR FIELD GOALS	Never Happened
Never Happened	FIELD GOAL BLOCKED	Never Happened
Never Happened	FG BLOCKED/MISSED AND RETURNED FOR TD	Never Happened
Never Happened	PUNT BLOCKED	Never Happened
Never Happened	PUNT BLOCKED AND RETURNED FOR TD	Never Happened
Never Happened	KICKOFF RETURNED FOR TOUCHDOWN	Never Happened
Never Happened	PUNT RETURNED FOR TOUCHDOWN	Never Happened
Never Happened	PAT BLOCKED	Never Happened
Never Happened	MISSED PAT	Never Happened
Never Happened	TWO POINT CONVERSION MADE	Never Happened
Never Happened	TWO POINT CONVERSION FAILED	Never Happened
Never Happened	SAFETY SCORED	Never Happened
Never Happened	SCORED 40 POINTS	Never Happened
Never Happened	WON OVERTIME GAME	Never Happened
Never Happened	SHUTOUT	Never Happened

HIGHS AND LOWS/RECORD WHEN

AFC Divisional • Houston Texans at New England Patriots • Sunday, Jan. 13, 2013

TEAM POSTSEASON HIGHS AND LOWS

	Texans		Opponents	
	High	Low	High	Low
Points	19 vs. CIN		13 vs. CIN	
First Downs	24 vs. CIN		12 vs. CIN	
Total Offense	420 vs. CIN		198 vs. CIN	
Net Yards Rushing	158 vs. CIN		80 vs. CIN	
Net Yards Passing	262 vs. CIN		118 vs. CIN	
Offensive Plays	77 vs. CIN		48 vs. CIN	
Rushing Attempts	39 vs. CIN		16 vs. CIN	
Pass Attempts	38 vs. CIN		30 vs. CIN	
Pass Completions	29 vs. CIN		14 vs. CIN	
Passes Had Intercepted	1 vs. CIN		1 vs. CIN	
Sacks Allowed	0 vs. CIN		2 vs. CIN	
Fumbles	0 vs. CIN		1 vs. CIN	
Fumbles Lost	0 vs. CIN		0 vs. CIN	
Total Turnovers	1 vs. CIN		1 vs. CIN	
Penalties	7 vs. CIN		5 vs. CIN	
Yards Penalized	55 vs. CIN		51 vs. CIN	
Time of Possession	38:49 vs. CIN		21:11 vs. CIN	
Defensive Interceptions	1 vs. CIN		1 vs. CIN	
Total Takeaways	1 vs. CIN		1 vs. CIN	
Drive (Plays)	76 (13) vs. CIN	5 (3) vs. CIN	64 (7) vs. CIN	-1, (3) vs. CIN
Third-Down Conversions	8 vs. CIN		0 vs. CIN	

INDIVIDUAL POSTSEASON HIGHS

	Texans	Opponents
Yards Rushing	140, A. Foster vs. CIN	63, B. Green-Ellis vs. CIN
Rushing Attempts	32, A Foster vs. CIN	11, B. Green-Ellis vs. CIN
Rushing TDs	1, A. Foster vs. CIN	None
Receptions	9, O. Daniels vs. CIN	5, A. Green vs. CIN
Yards Receiving	91, O. Daniels vs. CIN	80, A. Green vs. CIN
Receiving TDs	None	None
Combined Yards	174, A. Foster vs. CIN	103, A. Jones vs. CIN
All-Purpose Yards	174, A. Foster vs. CIN	103, A. Jones vs. CIN
Yards Passing	262, M. Schaub vs. CIN	127, A. Dalton vs. CIN
Pass Attempts	38, M. Schaub vs. CIN	30, A. Dalton vs. CIN
Pass Completions	29, M. Schaub vs. CIN	14, A. Dalton vs. CIN
TD Passes	None	None
Interceptions Thrown	1, M. Schaub vs. CIN	1, A. Dalton vs. CIN
Longest Run	17, A. Foster vs. CIN	29, B. Green-Ellis vs. CIN
Longest Pass Completion	22, M. Schaub vs. CIN	45, A. Dalton vs. CIN
Longest Kickoff Return	26, D. Manning vs. CIN	43, B. Tate vs. CIN
Longest Punt Return	11, K. Martin vs. CIN	12, B. Tate vs. CIN
Longest INT Return	14, J. Joseph vs. CIN	21t, L. Hall vs. CIN
Longest Punt	48, D. Jones vs. CIN	53, K. Huber vs. CIN
Longest Field Goal	48, S. Graham vs. CIN	47, J. Brown vs. CIN
Touchdowns Scored	1, A. Foster vs. CIN	1, L. Hall vs. CIN
Points Scored	13, S. Graham vs. CIN	7, J. Brown vs. CIN

HOUSTON TEXANS RECORD WHEN...

Category	2012 W-L	All-Time W-L	Kubiak Era W-L
Texans at Reliant Stadium	1-0	2-0	2-0
Texans on the road	0-0	0-1	0-1
Texans on grass	1-0	2-0	2-0
Texans on artificial turf	0-0	0-1	0-1
Texans in a dome	0-0	0-0	0-0
Reliant Stadium roof open	0-0	0-0	0-0
Reliant Stadium roof closed	1-0	2-0	2-0
Texans score first	1-0	1-1	1-1
Opponent scores first	0-0	1-0	1-0
Texans score on first possession	0-0	0-1	0-1
Texans score 20+ points	0-0	1-0	1-0
Texans score less than 20 points	1-0	1-1	1-1
Texans allow 20+ points	0-0	0-1	0-1
Texans allow less than 20 points	1-0	2-0	2-0
Texans lead after 1st quarter	1-0	1-0	1-0
Texans trail after 1st quarter	0-0	0-1	0-1
Score tied after 1st quarter	0-0	1-0	1-0
Texans lead at halftime	1-0	2-0	2-0
Texans trail at halftime	0-0	0-1	0-1
Score tied at halftime	0-0	0-0	0-0
Texans lead after 3rd quarter	1-0	2-0	2-0
Texans trail after 3rd quarter	0-0	0-1	0-1
Score tied after 3rd quarter	0-0	0-0	0-0
Game goes to overtime	0-0	0-0	0-0
Texans have + turnover ratio	0-0	1-0	1-0
Texans have - turnover ratio	0-0	0-1	0-1
Turnover ratio even	1-0	1-0	1-0
Texans have 30:00+ TOP	1-0	1-0	1-0
Texans have less than 30:00 TOP	0-0	1-1	1-1
Matt Schaub starts at QB	1-0	1-0	1-0
Texans have 100-yard rusher	1-0	2-1	2-1
Texans have 300 net passing yards	0-0	0-0	0-0
Texans have 1 100-yard receiver	0-0	0-1	0-1
Texans have 2 100-yard receivers	0-0	0-0	0-0
Andre Johnson has 100+ yards receiving	0-0	0-1	0-1
Texans win coin toss	1-0	1-0	1-0
Texans lose coin toss	0-0	1-1	1-1
Texans wearing Blue jerseys	1-0	2-0	2-0
Texans wearing White jerseys	0-0	0-1	0-1
Texans wearing Red jerseys	0-0	0-0	0-0
Texans wearing All-White	0-0	0-0	0-0
Texans wearing All-Blue	1-0	1-0	1-0
Texans wearing All-Red	0-0	0-0	0-0
In January	1-0	2-1	2-1
On Saturday Night	0-0	0-0	0-0
On Sunday Night	0-0	0-0	0-0
Kickoff is 12:00 CT	0-0	0-1	0-1
Kickoff is 3:00/3:05/3:15/3:35 CT	1-0	2-0	2-0
Kickoff is in Prime Time	0-0	0-0	0-0
vs. AFC South overall	0-0	0-0	0-0
vs. AFC South at home	0-0	0-0	0-0
vs. AFC South on the road	0-0	0-0	0-0
AFC Wild Card	1-0	2-0	2-0
AFC Divisional	0-0	0-1	0-1
AFC Championship	0-0	0-0	0-0
Super Bowl	0-0	0-0	0-0
vs. AFC	1-0	2-1	2-1
vs. AFC North	1-0	2-1	2-1
vs. AFC East	0-0	0-0	0-0
vs. AFC West	0-0	0-0	0-0
vs. NFC	0-0	0-0	0-0
vs. NFC East	0-0	0-0	0-0
vs. NFC South	0-0	0-0	0-0
vs. NFC North	0-0	0-0	0-0
vs. NFC West	0-0	0-0	0-0

SEASON TOTALS

AFC Divisional • Houston Texans at New England Patriots • Sunday, Jan. 13, 2013

TEXANS POSTSEASON TOTALS

	1st Downs				Total Offense								INTs by Opp.				Punts		Punt Returns					KO Returns				Pen		Fum		Scoring						Time
	T	R	Pa	Pe	Yd	Ru	At	Pa	Sk-Yd	A	C	I	N	Yd	Lg	Td	N	Avg	N	Yd	FC	Lg	TD	N	Yd	Lg	TD	N	Yd	N	Lt	R	P	Rt	PAT	FG	S	Pos
vs. CIN	24	8	13	3	420	158	39	262	0-0	38	29	1	1	14	14	0	3	42.0	2	14	3	11	0	2	47	26	0	7	55	0	0	1	0	0	1	4	0	38:49
Totals	24	8	13	3	420	158	39	262	0-0	38	29	1	1	14	14	0	3	42.0	2	14	3	11	0	2	47	26	0	7	55	0	0	1	0	0	1	4	0	38:49
Opp.	12	5	5	2	198	80	16	118	2-9	30	14	1	1	21	21	1	5	46.6	3	12	0	12	0	6	156	43	0	5	51	1	0	0	0	1	1	2	0	21:11

OPPONENTS POSTSEASON TOTALS

	1st Downs				Total Offense								INTs by Opp.				Punts		Punt Returns					KO Returns				Pen		Fum		Scoring						Time
	T	R	Pa	Pe	Yd	Ru	At	Pa	Sk-Yd	A	C	I	N	Yd	Lg	Td	N	Avg	N	Yd	FC	Lg	TD	N	Yd	Lg	TD	N	Yd	N	Lt	R	P	Rt	PAT	FG	S	Pos
vs. CIN	12	5	5	2	198	80	16	118	2-9	30	14	1	1	21	21	1	5	46.6	3	12	0	12	0	6	156	43	0	5	51	1	0	0	0	1	1	2	0	21:11
Totals	12	5	5	2	198	80	16	118	2-9	30	14	1	1	21	21	1	5	46.6	3	12	0	12	0	6	156	43	0	5	51	1	0	0	0	1	1	2	0	21:11
Texans	24	8	13	3	420	158	39	262	0-0	38	29	1	1	14	14	0	3	42.0	2	14	3	11	0	2	47	26	0	7	55	0	0	1	0	0	1	4	0	38:49

SCORING

	Texans						Opponents					
	1st	2nd	3rd	4th	OT	Total	1st	2nd	3rd	4th	OT	Total
1-5 vs. CIN	3	6	7	3	0	19	0	7	3	3	0	13
Totals	3	6	7	3	0	19	0	7	3	3	0	13

RED ZONE

	Texans					Opponents				
	Poss.	Pts.	TD	FG	TD%	Poss.	Pts.	TD	FG	TD%
1-5 vs. CIN	4	16	1	3	25%	1	3	0	1	0
Totals	4	16	1	3	25%	1	3	0	1	0

TEXANS POSTSEASON DRIVE ENGINEERING

	No. of Drives	TD	Miss FG	FG	Punt	Fum.	INT	Dwns	Safety	End Half	End Game	Pts.	Pts./ Drive
1-5 vs. CIN	11	1	0	4	3	0	1	1	0	0	1	19	1.73
TOTALS	11	1	0	4	3	0	1	1	0	0	1	19	1.73

OPPONENTS POSTEASON DRIVE ENGINEERING

	No. of Drives	TD	Miss FG	FG	Punt	Fum.	INT	Dwns	Safety	End Half	End Game	Pts.	Pts./ Drive
1-5 vs. CIN	10	0	0	2	5	0	1	1	0	1	0	13	1.30
TOTALS	10	0	0	2	5	0	1	1	0	1	0	13	1.30

TEXANS THIRD AND FOURTH DOWN EFFICIENCY

Third and:	1	2	3	4	5	6	7	8	9	10+	Total	4th
1-5 vs. CIN	3-3	2-3	1-3	0-1	1-1	0-0	0-0	0-1	1-1	0-3	8-17	0-1
TOTALS	3-3	2-3	1-3	0-1	1-1	0-0	0-0	0-1	1-1	0-3	8-17	0-1

FIRST DOWNS EARNED

(3rd or 4th Down)

NAME	RUSH	PASS	REC	PEN	TOTAL
Matt Schaub*	1 (1)	13 (4)			14 (5)
Andre Johnson			3		3
Arian Foster	6 (2)		2 (1)		8 (3)
Owen Daniels			4 (2)		4 (2)
James Casey			1		1
Kevin Walter			1 (1)		1 (1)
Garrett Graham			2		2
Keshawn Martin	1				1
Penalty				3 (1)	3 (1)
TOTALS	8 (3)	13 (4)	13 (4)	3 (1)	24 (12)

*** Note: One first down awarded to passer and receiver on passes**

FUMBLES

	Total	Lost	Players
1-5 vs. CIN	0	0	None
Totals	0	0	

QUARTERBACK SACKS

Rk	Player	Sacks	Yards
1	J.J. Watt	1.0	9
	Brooks Reed	1.0	0
	Totals	2.0	9

INTERCEPTIONS THROWN

	Int.	Yards	Players
1-5 vs. CIN	1	21	M. Schaub
Totals	1	21	

CHALLENGE RESULTS

Year	Won	Lost
2012	0	1
ALL-TIME RECORD	0	1
KUBIAK'S RECORD	0	1

CHALLENGE DESCRIPTION	
1/5/13 (K. Jackson INT)	Lost

TURNOVERS

	Defensive Takeaways				Offensive Giveaways				Special Teams		Game
	Fum.	Int.	Total	Pts Off	Fum.	Int.	Total	Pts Off	Give	Take	Net
1-5 vs. CIN	0	1	1	3	0	1	1	7	0	0	0
Totals	0	1	1	3	0	1	1	7	0	0	0

POSTSEASON MISCELLANEOUS STATISTICS

AFC Divisional • Houston Texans at New England Patriots • Sunday, Jan. 13, 2013

HITS ON OPPOSING QUARTERBACKS

Rk	Player	QB Hits
1	J.J. Watt	2
2	Brooks Reed	1
	Totals	3

DEFENSIVE INTERCEPTIONS

Rk	Player	Int	Yards	Long
1	Johnathan Joseph	1	14	14
	Totals	1	14	14

TEAM CAPTAINS

1-5 vs. CIN WR A. Johnson, LB T. Dobbins, QB M. Schaub, DE A. Smith, FS S. Keo, C C. Myers, DE J. Watt

INACTIVE PLAYERS

1-5 vs. CIN CB R. Carmichael, CB S. Routt, FB T. Clutts,G A. Caldwell, T A. Gardner, G C. White, NT T. McClain

TEXANS POSTSEASON TAKEAWAY RESULTS

TEXANS TAKEAWAYS:
1 Total Takeaway (1 INT, 0 FR)
1 INT resulted in 3 points (FG) for HOU vs. Cincinnati on 1/5

0 First half takeaways (0 INT, 0 FR)

0 First quarter takeaways (0 INT, 0 FR)

0 Second quarter takeaways (0 INT, 0 FR)

1 Second half takeaway (1 INT, 0 FR)
1 INT resulted in 3 points for HOU vs. Cincinnati on 1/5

0 Third quarter takeaways (0 INT, 0 FR)

1 Fourth quarter takeaway (1 INT, 0 FR)
1 INT resulted in 3 points for HOU vs. Cincinnati on 1/5

TEXANS TURNOVER RESULTS

TEXANS TURNOVERS:
1 Total Giveaway (1 INT, 0 FUM)
1 INT resulted in 7 points (TD) for Cincinnati vs. CIN on 1/5

1 First half giveaway (1 INT, 0 FUM)
1 INT resulted in 7 points (TD) for Cincinnati vs. CIN on 1/5

0 First quarter giveaways (0 INT, 0 FUM)

1 Second quarter giveaway (1 INT, 0 FUM)
1 INT resulted in 7 points (TD) for Cincinnati vs. CIN on 1/5

0 Second half giveaways (0 INT, 0 FUM)

0 Third quarter giveaways (0 INT, 0 FUM)

0 Fourth quarter giveaways (0 INT, 0 FUM)

DRIVE CHARTS

AFC WILD CARD – January 5 vs. Cincinnati

HST Start	Plays	Yards	Last Scrm	Time	Result	CIN Start	Plays	Yards	Last Scrm	Time	Result
HST 16	3	5	HST 21	1:50	Punt	CIN 38	3	2	CIN 40	1:02	Punt
HST 5	9	65	CIN 30	4:19	Field Goal	CIN 16	4	17	CIN 33	2:37	Punt
HST 31	12	49	CIN 9	7:05	Field Goal	CIN 28	4	10	CIN 38	2:15	Punt
HST 12	3	7	HST 19	1:22	Interception	CIN 28	6	25	HST 47	1:09	Punt
HST 20	13	76	CIN 4	7:11	Field Goal	CIN 41	1	-1	CIN 41	0:04	End of Half
HST 11	10	48	CIN 41	1:06	Downs	CIN 20	3	-1	CIN 19	1:09	Punt
HST 49	6	46	CIN 1	3:20	Touchdown	CIN 20	7	64	HST 16	2:43	Field Goal
HST 20	6	30	50	3:15	Punt	CIN 11	4	8	CIN 24	1:27	Interception
CIN 26	8	30	CIN 6	3:49	Field Goal	CIN 39	10	32	HST 29	5:14	Field Goal
HST 20	4	39	HST 44	2:48	Punt	CIN 20	8	42	HST 36	3:31	Downs
HST 28	7	25	CIN 31	2:44	End of Game						

2012 FINAL REGULAR SEASON STATISTICS

AFC Divisional • Houston Texans at New England Patriots • Sunday, Jan. 13, 2013

WON 12, LOST 4

Date	W/L	Score	Opponent	Attendance
9/9	W	30-10	Miami	71,566
9/16	W	27-7	at Jacksonville	62,907
9/23	W	31-25	at Denver	76,566
9/30	W	38-14	Tennessee	71,581
10/8	W	23-17	at New York Jets	79,088
10/14	L	24-42	Green Bay	71,702
10/21	W	43-13	Baltimore	71,708
11/4	W	21-9	Buffalo	71,698
11/11	W	13-6	at Chicago	62,410
11/18	W	43-37 (OT)	Jacksonville	71,676
11/22	W	34-31 (OT)	at Detroit	64,827
12/2	W	24-10	at Tennessee	69,143
12/10	L	14-42	at New England	68,756
12/16	W	29-17	Indianapolis	71,702
12/23	L	6-23	Minnesota	71,688
12/30	L	16-28	at Indianapolis	66,957

TEXANS STATISTICS	TEXANS	Opponents
Total First Downs	341	292
Rushing	114	94
Passing	205	167
Penalty	22	31
3rd Down: Made/Att	83/221	71/215
3rd Down Pct.	37.6%	33.0%
4th Down: Made/Att	4/7	5/16
4th Down Pct.	57.1%	31.3%
Possession Avg.	32:53	27:07
Total Net Yards	5,953	5,172
Avg. Per Game	372.1	323.3
Total Plays	1,090	1,015
Avg. Per Play	5.5	5.1
Net Yards Rushing	2,123	1,560
Avg. Per Game	132.7	97.5
Total Rushes	508	390
Net Yards Passing	3,830	3,612
Avg. Per Game	239.4	225.8
Sacked/Yards Lost	28/216	44/269
Gross Yards	4,046	3,881
Attempts/Completions	554/354	581/308
Completion Pct.	63.9%	53.0%
Had Intercepted	13	15
Punts/Average	88/47.2	92/45.2
Net Punting Avg.	40.5	39.2
Penalties/Yards	108/873	90/863
Fumbles/Ball Lost	12/4	23/14
Touchdowns	46	38
Rushing	19	5
Passing	22	29
Returns	5	4

SCORE BY PERIODS	1	2	3	4	OT	Total
TEXANS	94	136	100	74	12	416
Opponents	77	83	85	83	3	331

SCORING	TD	Ru	Pa	Rt	PAT	FG	2PT	TP
S.Graham	0	0	0	0	45/45	31/38	0	138
A.Foster	17	15	2	0	0/0	0/0	0	102
O.Daniels	6	0	6	0	0/0	0/0	0	36
A.Johnson	4	0	4	0	0/0	0/0	0	24
J.Casey	3	0	3	0	0/0	0/0	0	18
G.Graham	3	0	3	0	0/0	0/0	0	18
B.Tate	2	2	0	0	0/0	0/0	0	12
K.Walter	2	0	2	0	0/0	0/0	0	12
J.Joseph	1	0	0	1	0/0	0/0	0	6
D.Manning	1	0	0	1	0/0	0/0	0	6
J.Forsett	1	1	0	0	0/0	0/0	0	6
T.Yates	1	1	0	0	0/0	0/0	0	6
B.Braman	1	0	0	1	0/0	0/0	0	6
L.Jean	1	0	1	0	0/0	0/0	0	6
K.Martin	1	0	1	0	0/0	0/0	0	6
D.Posey	1	0	0	1	0/0	0/0	0	6
K.Jackson	1	0	0	1	0/0	0/0	0	6
C.Barwin	0	0	0	0	0/0	0/0	0	2
TEXANS	46	19	22	5	45/45	31/38	0	416
Opponents	38	5	29	4	38/38	21/24	0	331

2-Pt. Conversions: TEXANS 0/0, Opponents: 0/0

SACKS: J.Watt 20.5, A.Smith 7.0, W.Mercilus 6.0, C.Barwin 3.0, B.Reed 2.5, T.Jamison 1.0, B.Ruud 1.0, G.Quin 1.0, D.Manning 1.0, B.McCain 0.5, B.James 0.5 TEXANS: 44.0, Opponents: 28.0

RUSHING	No.	Yds	Avg	Long	TD
A.Foster	351	1,424	4.1	46	15
J.Forsett	63	374	5.9	81t	1
B.Tate	65	279	4.3	25	2
K.Martin	4	53	13.3	21	0
J.Casey	1	6	6.0	6	0
T.Yates	2	-1	-0.5	1t	1
D.Posey	1	-3	-3.0	-3	0
M.Schaub	21	-9	-0.4	8	0
TEXANS	508	2,123	4.2	81t	19
Opponents	390	1,560	4.0	29	5

RECEIVING	No.	Yds	Avg	Long	TD
A.Johnson	112	1,598	14.3	60t	4
O.Daniels	62	716	11.5	39t	6
K.Walter	41	518	12.6	52t	2
A.Foster	40	217	5.4	23	2
J.Casey	34	330	9.7	30	3
G.Graham	28	263	9.4	30	3
B.Tate	11	49	4.5	11	0
K.Martin	10	85	8.5	18	1
L.Jean	6	151	25.2	54t	1
D.Posey	6	87	14.5	36	0
J.Forsett	3	38	12.7	18	0
M.Schaub	1	-6	-6.0	-6	0
A.Gardner	0	0	0	0	0
TEXANS	354	4,046	11.4	60t	22
Opponents	308	3,881	12.6	81t	29

INTERCEPTIONS	No.	Yds	Avg	Long	TD
K.Jackson	4	71	17.8	63t	1
J.Joseph	2	88	44.0	52t	1
D.Manning	2	59	29.5	55t	1
G.Quin	2	22	11.0	22	0
B.McCain	1	86	86.0	86	0
T.Dobbins	1	7	7.0	7	0
B.Cushing	1	1	1.0	1	0
S.Keo	1	1	1.0	1	0
D.Sharpton	1	-2	-2.0	-2	0
TEXANS	15	333	22.2	86	3
Opponents	13	136	10.5	26	0

PUNTING	No.	Yds	Avg	Net	TB	In	Lg	B
D.Jones	88	4,150	47.2	40.5	5	28	66	0
TEXANS	88	4,150	47.2	40.5	5	28	66	0
Opponents	90	4,156	45.2	40.0	3	35	70	2

PUNT RETURNS	Ret	FC	Yds	Avg	Long	TD
K.Martin	22	10	267	12.1	71	0
T.Holliday	16	6	147	9.2	36	0
TEXANS	38	16	414	10.9	71	0
Opponents	48	15	483	10.1	72t	1

KICKOFF RETURNS	No.	Yds	Avg	Long	TD
K.Martin	31	741	23.9	54	0
T.Holliday	10	194	19.4	30	0
D.Manning	1	18	18.0	18	0
J.Casey	1	0	0.0	0	0
S.Keo	1	0	0.0	0	0
TEXANS	44	953	21.7	54	0
Opponents	62	1,595	25.7	101t	2

FIELD GOALS	1-19	20-29	30-39	40-49	50+
S.Graham	1/1	8/8	11/11	7/9	4/9
TEXANS	1/1	8/8	11/11	7/9	4/9
Opponents	0/0	5/5	7 8	4/6	5/5

S. Graham: (52SH, 35G, 40G, 19G) (31G, 37G) (41G) (33G) (27G, 42G, 22G) (51G) (33G, 29G) (46B) (20G, 42G) (42G, 50WL, 27G, 47WL, 25G) (45G, 51WL, 32G) (50G) ( ) (29G, 35G, 50WL, 27G, 46G, 33G) (51G, 33G) (51G, 37G, 37G, 52WR)

Opponents: (39G) ( ) (32G, 23G, 53G) ( ) (21G) ( ) (51G, 54G) (37WR, 22G, 38G, 39G) (51G, 24G, 48LU) (43G, 40G, 33G) (46G, 47RU) (37G) ( ) (26G) (56G, 41G, 39G) ( )

FUMBLES/LOST: A. Foster, 3/2, T.Yates 2/1, B. Tate, 1/1, T. Holliday, 1/0, M. Schaub 4/0, K. Martin 1/0.

TEXANS: 12/4, Opponents: 22/14.

OPP. FUMBLE RECOVERIES: T. Dobbins 4, J. Watt 2, B. James 2, C. Barwin 1, Q. Demps 1, D. Manning 1, W. Mercilus 1, D. Sharpton 1, A. Smith 1. Total: 14

PASSING	Att	Comp	Yds	Cmp%	Yds/Att	TD	TD%	Int	Int%	Long	Sack/Lost	Rating
M.Schaub	544	350	4,008	64.3%	7.4	22	4.0%	12	2.2%	60t	27/216	90.7
T.Yates	10	4	38	40.0%	3.8	0	0.0%	1	10.0%	19	1/0	11.7
TEXANS	554	354	4,046	63.9%	7.3	22	4.0%	13	2.3%	60t	28/216	89.2
Opponents	581	308	3,881	53.0%	6.7	29	5.0%	15	2.6%	81t	44/269	80.0

2012 DEFENSIVE AND SPECIAL TEAMS STATISTICS

AFC Divisional • Houston Texans at New England Patriots • Sunday, Jan. 13, 2013

DEFENSIVE STATISTICS - Total tackles are after coaches' review, all other stats are from NFL play-by-plays

TACKLES	Solo	Asst	Total	Sacks	Sack Yds	Tackles For Loss	QB Hits	INT-Yards	Pass Def.	Forced Fumbles	Fumble Recovery
J.J. Watt	85	22	107	20.5	138.5	39	42	0	16	4	2
Glover Quin	91	14	105	1.0	8.0	6	1	2 (22)	14	2	0
Bradie James	57	48	105	0.5	4.0	3	3	0	2	0	2
Danieal Manning	87	9	96	1.0	0.0	2	1	2 (59)	8	3	1
Johnathan Joseph	60	7	67	0.0	0.0	0	0	2 (88)	11	0	0
Kareem Jackson	57	9	66	0.0	0.0	1	0	4 (71)	16	0	0
Connor Barwin	39	26	65	3.0	15.0	12	16	0	4	0	1
Earl Mitchell	25	30	55	0.0	0.0	1	1	0	3	1	0
Antonio Smith	35	16	51	7.0	51.0	7	17	0	3	2	1
Tim Dobbins	30	19	49	0.0	0.0	2	2	1 (7)	4	0	4
Brian Cushing	27	16	43	0.0	0.0	0	1	1 (1)	2	1	0
Brooks Reed	23	19	42	2.5	11.5	4	6	0	3	1	0
Darryl Sharpton	18	21	39	0.0	0.0	2	2	1 (-2)	2	0	1
Jared Crick	17	15	32	0.0	0.0	0	2	0	2	0	0
Quintin Demps	26	4	30	0.0	0.0	2	0	0	5	0	1
Shaun Cody	13	14	27	0.0	0.0	0	0	0	2	0	0
Whitney Mercilus	14	10	24	6.0	17.0	6	5	0	1	2	1
Brice McCain	20	2	22	0.5	4.0	0	2	1 (86)	7	0	0
Barrett Ruud	8	7	15	1.0	8.0	1	1	0	2	0	0
Brandon Harris	10	2	12	0.0	0.0	0	0	0	3	0	0
Tim Jamison	2	9	11	1.0	12.0	1	1	0	1	0	0
Alan Ball	7	0	7	0.0	0.0	0	0	0	3	0	0
Bryan Braman	4	2	6	0.0	0.0	0	0	0	0	0	0
Troy Nolan	4	1	5	0.0	0.0	0	0	0	0	0	0
Roc Carmichael	5	0	5	0.0	0.0	0	0	0	1	0	0
Shiloh Keo	2	2	4	0.0	0.0	0	0	1 (1)	1	0	0
Jesse Nading	1	2	3	0.0	0.0	0	0	0	0	0	0
Terrell McClain	0	1	1	0.0	0.0	0	0	0	0	0	0
TEXANS	767	327	1,094	44.0	269.0	89	103	15 (333)	116	16	14
Opponents	730	212	942	28.0	216.0	84	71	13 (136)	67	8	4

MISCELLANEOUS TACKLES: Owen Daniels 4, Andre Johnson 3, Keshawn Martin 2, Antoine Caldwell 1, James Casey 1, Justin Forsett 1, Arian Foster 1, Garrett Graham 1, Derek Newton 1, Kevin Walter 1.
MISCELLANEOUS FUMBLE RECOVERIES: Matt Schaub 2, Arian Foster 1, Ryan Harris 1, Chris Myers 1, T.J. Yates 1.

SPECIAL TEAMS STATISTICS

	Solo	Asst	Total	Blocked PAT	Blocked Punt	Blocked FG	Forced Fumble	Fumble Recovery
Bryan Braman	14	2	16	0	2	0	0	0
Alan Ball	11	2	13	0	0	0	1	0
Jesse Nading	10	3	13	0	0	0	0	0
Shiloh Keo	7	4	11	0	0	0	0	0
Tim Dobbins	7	2	9	0	0	0	0	0
Quintin Demps	6	3	9	0	0	0	0	0
Whitney Mercilus	5	2	7	0	0	0	0	0
Mister Alexander	4	1	5	0	0	0	0	0
Brice McCain	5	0	5	0	0	0	0	0
DeVier Posey	2	3	5	0	0	0	0	0
Roc Carmichael	5	0	5	0	0	0	0	0
Justin Forsett	4	0	4	0	0	0	0	0
Barrett Ruud	4	0	4	0	0	0	0	0
Troy Nolan	1	2	3	0	0	0	0	0
Shayne Graham	3	0	3	0	0	0	0	0
James Casey	3	0	3	0	0	0	0	0
Jon Weeks	0	2	2	0	0	0	0	0
Brandon Harris	2	0	2	0	0	0	0	0
Donnie Jones	1	1	2	0	0	0	0	0
Garrett Graham	1	0	1	0	0	0	0	0
Darryl Sharpton	1	0	1	0	0	0	0	0
Eddie Pleasant	1	0	1	0	0	0	0	0
Tyler Clutts	0	1	1	0	0	0	0	0
Keshawn Martin	0	0	0	0	0	0	0	1
TEXANS	97	28	125	0	2	0	1	1
Opponents	67	16	83	0	0	1	1	1

KEY: CFA - College Free Agent; FA - Free Agent; UFA - Unrestricted Free Agent

MARCH 5	EXTENDED the contract of LS Jon Weeks
MARCH 6	EXTENDED the contract of RB Arian Foster
MARCH 12	RELEASED QB Matt Leinart
	RELEASED FB Lawrence Vickers
	RELEASED T Eric Winston
MARCH 17	SIGNED UFA C Chris Myers (Houston)
MARCH 20	TRADED LB DeMeco Ryans to Philadelphia for draft picks.
MARCH 30	SIGNED UFA P Donnie Jones (St. Louis)
APRIL 5	SIGNED FA S Quintin Demps (Houston)
APRIL 13	SIGNED UFA LB Tim Dobbins (Houston)
	SIGNED UFA LB Bradie James (Dallas)
MAY 2	RELEASED WR Jacoby Jones
MAY 8	SIGNED FA K Shayne Graham (Baltimore)
MAY 11	SIGNED FA John Beck (Washington)
MAY 14	SIGNED fifth-round draft pick K Randy Bullock
	SIGNED fourth-round draft pick DE Jared Crick
	SIGNED fourth-round draft pick C Ben Jones
	SIGNED fourth-round draft pick WR Keshawn Martin
	SIGNED sixth-round draft pick T Nick Mondek
	SIGNED CFA TE Logan Brock
	SIGNED CFA OLB D.J. Bryant
	SIGNED CFA NT Hebron Fangupo
	SIGNED CFA FB Jason Ford
	SIGNED CFA RB Jonathan Grimes
	SIGNED CFA NT David Hunter
	SIGNED CFA WR Jerrell Jackson
	SIGNED CFA OLB Delano Johnson
	SIGNED CFA WR Dwight Jones
	SIGNED CFA QB Case Keenum
	SIGNED CFA ILB Shawn Loiseau
	SIGNED CFA WR Mario Louis
	SIGNED CFA CB Desmond Marrow
	SIGNED CFA RB Davin Meggett
	SIGNED CFA T Nathan Menkin
	SIGNED CFA DE Rennie Moore
	SIGNED CFA SS Eddie Pleasant
	SIGNED CFA DE Tracy Robertson
	SIGNED CFA TE Phillip Supernaw
	SIGNED CFA G Cody White
	SIGNED CFA ILB Greg Williams
JUNE 4	SIGNED UFA CB Alan Ball (Dallas)
	SIGNED UFA RB Justin Forsett (Seattle)
	RELEASED RB Javarris Williams
JUNE 14	SIGNED CFA DE Keith Browner
	SIGNED first-round draft pick OLB Whitney Mercilus
	SIGNED FA FB Moran Norris (San Francisco)
JULY 23	SIGNED third-round draft pick WR DeVier Posey
	PLACED rookie free agent WR Dwight Jones on the Reserve/Did Not Report List
JULY 24	SIGNED third-round pick G Brandon Brooks
JULY 26	RELEASED FB Jason Ford
	RELEASED CB Desmond Marrow
JULY 27	SIGNED FA ILB Keyaron Fox
	SIGNED FA WR Bryant Johnson
JULY 27	DECLARED P Brett Hartmann Active/Non-Football Illness
	DECLARED C Thomas Austin Active/Non-Football Injury
	DECLARED ILB Darryl Sharpton Active/Physically Unable to Perform (PUP)
JULY 28	SIGNED FA G Kasey Studdard
JULY 29	RELEASED DE Tracy Robertson
JULY 30	SIGNED FA DE Mitch King
AUGUST 4	SIGNED FA DE Jimmy Sadler-McQueen
AUGUST 9	PLACED ILB Keyaron Fox on Reserve/Injured List
	SIGNEDFA ILB Omar Gaither
AUGUST 27	RELEASED C Thomas Austin
	RELEASED ILB Omar Gaither
	RELEASED P Brett Hartmann
	RELEASED WR Bryant Johnson
	RELEASED WR Mario Louis
	RELEASED RB Davin Meggett
	RELEASED T Nick Mondek
	RELEASED DE Jimmy Saddler-McQueen
	RELEASED FB Derrell Smith
	RELEASED G Kasey Studdard
	RELEASED CB Torri Williams
	PLACED K Randy Bullock on the Reserve/Injured List
	PLACED ILB Darryl Sharpton on the Physically Unable to Perform List (PUP).
	PLACED NT Ra'Shon Harris on the Waived/Injured List
	PLACED ILB Greg Williams on the Waived/Injured List
AUGUST 31	TRADED CB Sherrick McManis to Chicago for FB Tyler Clutts
	PLACED T Rashad Butler on the Reserve/Injured List
	PLACED WR Jerrell Jackson on the Waived/Injured List
	RELEASED TE Logan Brock
	RELEASED DE Keith Browner
	RELEASED OLB D.J. Bryant
	RELEASED NT Hebron Fangupo
	RELEASED RB Jonathan Grimes
	RELEASED NT David Hunter
	RELEASED WR Juaquin Iglesias
	RELEASED OLB Delano Johnson
	RELEASED QB Case Keenum
	RELEASED DE Mitch King
	RELEASED OLB Shawn Loiseau
	RELEASED WR Jeff Maehl
	RELEASED T Nathan Menkin
	RELEASED OLB Rennie Moore
	RELEASED S Troy Nolan
	RELEASED S Eddie Pleasant
	RELEASED TE Phillip Supernaw
	RELEASED C Cody Wallace
	RELEASED G Cody White
SEPT. 1	RELEASED G Shelley Smith
SEPT. 2	SIGNED FA T Ryan Harris
	SIGNED RB Jonathan Grimes to the Practice Squad
	SIGNED NT David Hunter to the Practice Squad
	SIGNED OLB Delano Johnson to the Practice Squad
	SIGNED QB Case Keenum to the Practice Squad
	SIGNED WR Jeff Maehl to the Practice Squad
	SIGNED S Eddie Pleasant to the Practice Squad
	SIGNED TE Phillip Supernaw to the Practice Squad
SEPT. 3	SIGNED G Cody White to the Practice Squad
SEPT. 26	SIGNED RB Davin Meggett to the Practice Squad
OCT. 3	RELEASE QB John Beck
	SIGNED FA SS Troy Nolan
OCT. 10	PLACED ILB Brian Cushing on Reserve/Injured List
	RELEASED WR Trindon Holliday
	SIGNED FA ILB Barrett Ruud
	SIGNED CFA G Cody White from the Practice Squad
OCT. 11	SIGNED CFA ILB Cameron Collins to the Practice Squad
OCT. 16	PLACED DE Tim Jamison on the Reserve/Injured List
	SIGNED CFA DE David Hunter to the Active Roster
OCT. 17	SIGNED FA DT Lamar Divens to the Practice Squad
OCT. 18	PLACED TE Phillip Supernaw on Practice Squad/Injured
	SIGNED CFA TE Logan Brock to the Practice Squad
OCT. 24	PLACED DE David Hunter on Reserve/Injured List
OCT. 29	SIGNED FA NT Terrell McClain
	SIGNED T Nick Mondek to the Practice Squad
	SIGNED DE Keith Browner to the Practice Squad
OCT. 31	RELEASED ILB Mister Alexander
	CLAIMED RB Jonathan Grimes off Waivers (N.Y. Jets)
NOV. 6	ANNOUNCED ILB Darryl Sharpton (PUP) returned to practice.
NOV. 17	RELEASED SS Troy Nolan
	ACTIVATED ILB Darryl Sharpton from the PUP List
NOV. 27	RELEASED RB Davin Meggett from the Practice Squad
	SIGNED LB Cameron Collins to the Practice Squad
DEC. 5	PLACED CB Brice McCain on the Reserve/Injured; Designated for Return List
	SIGNED FA CB Stanford Routt
DEC. 20	RELEASED RB Jonathan Grimes
DEC. 21	SIGNED SS Eddie Pleasant to the Active Roster from the Practice Squad
DEC. 27	SIGNED TE Steve Skelton to the Practice Squad
JAN. 1	PLACED ILB Darryl Sharpton on Reserve/Injured List
	SIGNED ILB Mister Alexander to the Active Roster
JAN. 3	PLACED ILB Tim Dobbins on the Reserve/Injured List
	SIGNED ILB Cameron Collins to the Active Roster from the Practice Squad

ALPHABETIC ROSTER

AFC Divisional • Houston Texans at New England Patriots • Sunday, Jan. 13, 2013

NO.	NAME	POS	HT	WT	AGE	NFL EXP	COLLEGE	HIGH SCHOOL HOMETOWN	Reg GP-GS-DNP-IA	Post GP-GS-DNP-IA
90	Alexander, Mister	ILB	6-3	252	24	2	Florida State	Aldine, Texas	6-0-0-1	1-0-0-0
22	Ball, Alan	CB	6-2	191	27	5	Illinois	Detroit, Mich.	11-1-0-5	1-0-0-0
98	Barwin, Connor	OLB	6-4	268	26	4	Cincinnati	Detroit, Mich.	16-16-0-0	1-1-0-0
50	Braman, Bryan	OLB	6-5	251	25	2	West Texas A&M	Spokane, Wash.	14-0-0-2	1-0-0-0
79	Brooks, Brandon	G	6-5	340	23	R	Miami (Ohio)	Milwaukee, Wisc.	6-0-0-10	1-0-0-0
76	Brown, Duane	T	6-4	320	27	5	Virginia Tech	Richmond, Va.	16-16-0-0	1-1-0-0
62	Caldwell, Antoine	G	6-3	315	26	4	Alabama	Montgomery, Ala.	11-6-0-5	0-0-0-1
20	Carmichael, Roc	CB	5-10	195	24	2	Virginia Tech	Clinton, Md.	6-0-0-10	0-0-0-1
86	Casey, James	FB	6-3	240	28	4	Rice	Azle, Texas	16-9-0-0	1-0-0-0
40	Clutts, Tyler	FB	6-2	260	28	2	Fresno State	Clovis, Calif.	16-0-0-0	0-0-0-1
95	Cody, Shaun	NT	6-4	307	29	8	Southern California	Hacienda Heights, Calif.	13-12-0-3	1-1-0-0
49	Collins, Cameron	ILB	6-2	241	23	R	Oregon State	Santa Monica, Calif.	0-0-0-0	1-0-0-0
93	Crick, Jared	DE	6-4	287	23	R	Nebraska	Cozad, Neb.	15-0-1-0	1-0-0-0
81	Daniels, Owen	TE	6-3	249	30	7	Wisconsin	Naperville, Ill.	15-14-0-1	1-1-0-0
27	Demps, Quintin	SS	5-11	208	27	4	UTEP	San Antonio, Texas	12-0-0-4	1-0-0-0
28	Forsett, Justin	RB	5-8	194	27	5	California	Lakeland, Fla.	16-0-0-0	0-0-1-0
23	Foster, Arian	RB	6-1	228	26	4	Tennessee	San Diego, Calif.	16-16-0-0	1-1-0-0
66	Gardner, Andrew	T	6-6	309	26	3	Georgia Tech	Tyrone, Ga.	3-0-0-13	0-0-0-1
88	Graham, Garrett	TE	6-3	244	26	3	Wisconsin	Brick, N.J.	15-9-0-1	1-1-0-0
17	Graham, Shayne	K	6-0	210	35	11	Virginia Tech	Radford, Va.	16-0-0-0	1-0-0-0
26	Harris, Brandon	CB	5-10	194	22	2	Miami (Fla.)	Miami, Fla.	8-0-0-8	1-0-0-0
68	Harris, Ryan	T	6-5	300	27	5	Notre Dame	Minneapolis, Minn.	16-2-0-0	1-0-0-0
25	Jackson, Kareem	CB	5-10	192	24	3	Alabama	Macon, Ga.	16-15-0-0	1-1-0-0
53	James, Bradie	ILB	6-2	240	31	10	LSU	Monroe, La.	15-15-0-1	1-1-0-0
18	Jean, Lestar	WR	6-3	212	24	2	Florida Atlantic	Miami, Fla.	14-1-0-2	0-0-1-0
80	Johnson, Andre	WR	6-3	230	31	10	Miami (Fla.)	Miami, Fla.	16-16-0-0	1-1-0-0
60	Jones, Ben	G/C	6-3	303	23	R	Georgia	Centreville, Ala.	16-10-0-0	1-1-0-0
5	Jones, Donnie	P	6-2	221	32	9	LSU	Baton Rouge, La.	16-0-0-0	1-0-0-0
24	Joseph, Johnathan	CB	5-11	189	28	7	South Carolina	Rock Hill, S.C.	14-14-0-2	1-1-0-0
31	Keo, Shiloh	FS	5-11	202	25	2	Idaho	Everett, Wash.	16-0-0-0	1-0-0-0
38	Manning, Danieal	SS	5-11	210	30	7	Abilene Christian	Corsicana, Texas	16-16-0-0	1-1-0-0
82	Martin, Keshawn	WR	5-11	190	22	R	Michigan State	Inkster, Mich.	16-1-0-0	1-0-0-0
97	McClain, Terrell	NT	6-2	300	24	2	South Florida	Pensacola, Fla.	***4-0-1-5	0-0-0-1
59	Mercilus, Whitney	OLB	6-4	257	22	R	Illinois	Akron, Ohio	16-4-0-0	1-0-0-0
92	Mitchell, Earl	NT	6-3	300	25	3	Arizona	Galena Park, Texas	16-3-0-0	1-0-0-0
55	Myers, Chris	C	6-4	290	31	8	Miami (Fla.)	Miami, Fla.	16-16-0-0	1-1-0-0
57	Nading, Jesse	OLB	6-5	257	27	4	Colorado State	Highlands Ranch, Colo.	16-0-0-0	1-0-0-0
75	Newton, Derek	T	6-6	318	25	2	Arkansas State	Utica, Miss.	14-14-0-2	1-1-0-0
35	Pleasant, Eddie	SS	5-10	210	24	R	Oregon	Compton, Calif.	2-0-0-0	1-0-0-0
11	Posey, DeVier	WR	6-1	206	22	R	Ohio State	Cincinnati, Ohio	11-0-1-4	1-0-0-0
29	Quin, Glover	FS	6-0	207	26	4	New Mexico	Summitt, Miss.	16-16-0-0	1-1-0-0
58	Reed, Brooks	OLB	6-3	257	25	2	Arizona	Tucson, Ariz.	12-12-0-4	1-1-0-0
30	Routt, Stanford	CB	6-1	195	29	8	Houston	Austin, Texas	^^9-7-0-3	0-0-0-1
54	Ruud, Barrett	ILB	6-2	241	29	8	Nebraska	Lincoln, Neb.	**12-1-1-2	1-1-0-0
8	Schaub, Matt	QB	6-5	239	31	9	Virginia	West Chester, Pa.	16-16-0-0	1-1-0-0
94	Smith, Antonio	DE	6-4	284	31	8	Oklahoma State	Oklahoma City, Okla.	16-16-0-0	1-1-0-0
74	Smith, Wade	G	6-4	307	31	10	Memphis	Dallas, Texas	16-16-0-0	1-1-0-0
44	Tate, Ben	RB	5-11	215	24	3	Auburn	Salisbury, Md.	11-0-0-5	1-0-0-0
83	Walter, Kevin	WR	6-3	218	31	10	Eastern Michigan	Vernon Hills, Ill.	16-14-0-0	1-1-0-0
99	Watt, J.J.	DE	6-5	295	23	2	Wisconsin	Pewaukee, Wisc.	16-16-0-0	1-1-0-0
46	Weeks, Jon	LS	5-10	248	26	3	Baylor	Bethpage, N.Y.	16-0-0-0	1-0-0-0
67	White, Cody	G	6-3	301	24	R	Illinois State	Columbus, Ohio	0-0-0-11	0-0-0-1
13	Yates, T.J.	QB	6-4	219	25	2	North Carolina	Marietta, Ga.	4-0-12-0	0-0-1-0
Reserve/Injured - Designated For Return (1)										
21	McCain, Brice	CB	5-9	185	25	4	Utah	Terrell, Texas	12-2-0-0	0-0-0-0
Reserve/Injured (9)										
4	Bullock, Randy	K	5-9	208	23	R	Texas A&M	Klein, Texas	0-0-0-0	0-0-0-0
78	Butler, Rashad	T	6-4	307	29	7	Miami (Fla.)	West Palm Beach, Fla.	0-0-0-0	0-0-0-0
56	Cushing, Brian	ILB	6-3	255	25	4	Southern California	Park Ridge, N.J.	5-5-0-0	0-0-0-0
52	Dobbins, Tim	ILB	6-1	236	30	7	Iowa State	Nashville, Tenn.	14-6-0-2	0-0-0-0
45	Fox, Keyaron	LB	6-3	228	30	9	Georgia Tech	Atlanta, Ga.	0-0-0-0	0-0-0-0
91	Harris, Ra'Shon	NT	6-5	301	26	2	Oregon	Pensacola, Fla.	0-0-0-0	0-0-0-0
72	Hunter, David	DE	6-2	303	23	R	Houston	Houston, Texas	0-0-0-1	0-0-0-0
96	Jamison, Tim	DE	6-3	285	26	4	Michigan	Harvey, Ill.	6-0-0-0	0-0-0-0
51	Sharpton, Darryl	ILB	5-11	234	25	3	Miami (Fla.)	Coral Gables, Fla.	7-5-0-0	0-0-0-0
Practice Squad (7)										
85	Brock, Logan	TE	6-3	248	24	R	Texas Christian	Copperas Cove, Texas	0-0-0-0	0-0-0-0
65	Browner, Keith	DE	6-4	279	24	R	California	Los Angeles, Calif.	0-0-0-0	0-0-0-0
64	Johnson, Delano	OLB	6-4	280	24	R	Bowie State	Baltimore, Md.	0-0-0-0	0-0-0-0
7	Keenum, Case	QB	6-1	209	24	R	Houston	Abilene, Texas	0-0-0-0	0-0-0-0
15	Maehl, Jeff	WR	6-0	185	23	1	Oregon	Paradise, Calif.	0-0-0-0	0-0-0-0
69	Mondek, Nick	T	6-5	303	24	R	Purdue	Naperville, Ill.	0-0-0-0	0-0-0-0
87	Skelton, Steve	TE	6-5	250	23	1	Fordham	El Paso, Texas	0-0-0-0	0-0-0-0
Practice Squad Injured (1)										
48	Supernaw, Phillip	TE	6-5	250	22	R	Ouachita Baptist	Katy, Texas	0-0-0-0	0-0-0-0

COACHING ROSTER

COACH	POSITION
Gary Kubiak	Head Coach
Bill Kollar	Asst. Head Coach/Defensive Line
Rick Dennison	Offensive Coordinator
Joe Marciano	Special Teams Coordinator
Wade Phillips	Defensive Coordinator
John Benton	Offensive Line
Perry Carter	Asst. Defensive Backs
Karl Dorrell	Quarterbacks
Dan Hammerschmidt	Offensive Assistant
Chick Harris	Running Backs
Reggie Herring	Linebackers
Vance Joseph	Defensive Backs
Bobby King	Defensive Assistant
Larry Kirksey	Wide Receivers
Marc Lubick	Assistant Wide Receivers
Brian Pariani	Tight Ends
Jim Ryan	Assistant Offensive Line
Matt Schiotz	Asst. Strength and Conditioning
Cedric Smith	Head Strength and Conditioning

PRONUNCIATION GUIDE

PLAYER	POSITION
Bryan Braman	BRAY-man
Justin Forsett	for-SET
Keyaron Fox	KEE-air-on
Lestar Jean	Less-TAR JEEN
Shiloh Keo	SHY-lo K-yo
Keshawn Martin	KEY-shawn
DeVier Posey	Duh-VEER PO-Z
Glover Quin	GLOW-ver
Stanford Routt	Like "OUT"
Barrett Ruud	RUDE
Matt Schaub	SHOBB

PARTICIPATION KEY

GP ..... Games Played
GS ..... Games Started
DNP ..... Did Not Play
IA ..... Inactive

** - Played in three games with New Orleans
*** - Played in one game with New England
^^ - Started seven games and was inactive for one game with the Kansas City Chiefs

NUMERIC ROSTER

AFC Divisional • Houston Texans at New England Patriots • Sunday, Jan. 13, 2013

NO.	NAME	POS	HT	WT	AGE	NFL EXP	COLLEGE	HIGH SCHOOL HOMETOWN	HOW ACQUIRED
5	Donnie Jones	P	6-2	221	32	9	LSU	Baton Rouge, La.	UFA-'12 (STL)
8	Matt Schaub	QB	6-5	239	31	9	Virginia	West Chester, Pa.	T-'07 (ATL)
11	DeVier Posey	WR	6-1	206	22	R	Ohio State	Cincinnati, Ohio	D3a-'12
13	T.J. Yates	QB	6-4	219	25	2	North Carolina	Marietta, Ga.	D5b-'11
17	Shayne Graham	K	6-0	210	35	11	Virginia Tech	Radford, Va.	FA-'12
18	Lestar Jean	WR	6-3	212	24	2	Florida Atlantic	Miami, Fla.	CFA-'11
20	Roc Carmichael	CB	5-10	195	24	2	Virginia Tech	Clinton, Md.	D4-'11
22	Alan Ball	CB	6-2	191	27	5	Illinois	Detroit, Mich.	UFA-'12 (DAL)
23	Arian Foster	RB	6-1	228	26	4	Tennessee	San Diego, Calif.	CFA-'09
24	Johnathan Joseph	CB	5-11	189	28	7	South Carolina	Rock Hill, S.C.	UFA-'11 (CIN)
25	Kareem Jackson	CB	5-10	192	24	3	Alabama	Macon, Ga.	D1-'10
26	Brandon Harris	CB	5-10	194	22	2	Miami (Fla.)	Miami, Fla.	D2b-'11
27	Quintin Demps	SS	5-11	208	27	4	UTEP	San Antonio, Texas	FA-'11
28	Justin Forsett	RB	5-8	194	27	5	California	Lakeland, Fla.	UFA-'12 (SEA)
29	Glover Quin	FS	6-0	207	26	4	New Mexico	Summitt, Miss.	D4a-'09
30	Stanford Routt	CB	6-1	195	29	8	Houston	Austin, Texas	FA-'12
31	Shiloh Keo	FS	5-11	202	25	2	Idaho	Everett, Wash.	D5a-'11
35	Eddie Pleasant	SS	5-10	210	24	R	Oregon	Compton, Calif.	CFA-'12
38	Danieal Manning	SS	5-11	210	30	7	Abilene Christian	Corsicana, Texas	UFA-'11 (CHI)
40	Tyler Clutts	FB	6-2	260	28	2	Fresno State	Clovis, Calif.	T-'12 CHI)
44	Ben Tate	RB	5-11	215	24	3	Auburn	Salisbury, Md.	D2-'10
46	Jon Weeks	LS	5-10	248	26	3	Baylor	Bethpage, N.Y.	FA-'10
49	Cameron Collins	ILB	6-2	241	23	R	Oregon State	Santa Monica, Calif.	CFA-'12
50	Bryan Braman	OLB	6-5	251	25	2	West Texas A&M	Spokane, Wash.	CFA-'11
53	Bradie James	ILB	6-2	240	31	10	LSU	Monroe, La.	UFA-'12 (DAL)
54	Barrett Ruud	ILB	6-2	241	29	8	Nebraska	Lincoln, Neb.	FA-'12
55	Chris Myers	C	6-4	290	31	8	Miami (Fla.)	Miami, Fla.	T-'08 (DEN)
57	Jesse Nading	OLB	6-5	257	27	4	Colorado State	Highlands Ranch, Colo.	CFA-'08
58	Brooks Reed	OLB	6-3	257	25	2	Arizona	Tucson, Ariz.	D2a-'11
59	Whitney Mercilus	OLB	6-4	257	22	R	Illinois	Akron, Ohio	D1-'12
60	Ben Jones	G/C	6-3	303	23	R	Georgia	Centreville, Ala.	D4a-'12
62	Antoine Caldwell	G	6-3	315	26	4	Alabama	Montgomery, Ala.	D3-'09
66	Andrew Gardner	T	6-6	309	26	3	Georgia Tech	Tyrone, Ga.	FA-'11
67	Cody White	G	6-3	301	24	R	Illinois State	Columbus, Ohio	CFA-'12
68	Ryan Harris	T	6-5	300	27	5	Notre Dame	Minneapolis, Minn.	W-'12 (DEN)
74	Wade Smith	G	6-4	307	31	10	Memphis	Dallas, Texas	UFA-'10 (KC)
75	Derek Newton	T	6-6	318	25	2	Arkansas State	Utica, Miss.	D7a-'11
76	Duane Brown	T	6-4	320	27	5	Virginia Tech	Richmond, Va.	D1-'08
79	Brandon Brooks	G	6-5	340	23	R	Miami (Ohio)	Milwaukee, Wisc.	D3b-'12
80	Andre Johnson	WR	6-3	230	31	10	Miami (Fla.)	Miami, Fla.	D1-'03
81	Owen Daniels	TE	6-3	249	30	7	Wisconsin	Naperville, Ill.	D4-'06
82	Keshawn Martin	WR	5-11	190	22	R	Michigan State	Inkster, Mich.	D4b-'12
83	Kevin Walter	WR	6-3	218	31	10	Eastern Michigan	Vernon Hills, Ill.	RFA-'06 (CIN)
86	James Casey	FB	6-3	240	28	4	Rice	Azle, Texas	D5-'09
88	Garrett Graham	TE	6-3	244	26	3	Wisconsin	Brick, N.J.	D4b-'10
90	Mister Alexander	ILB	6-3	252	24	2	Florida State	Aldine, Texas	CFA-'11
92	Earl Mitchell	NT	6-3	300	25	3	Arizona	Galena Park, Texas	D3-'10
93	Jared Crick	DE	6-4	287	23	R	Nebraska	Cozad, Neb.	D4c-'12
94	Antonio Smith	DE	6-4	284	31	8	Oklahoma State	Oklahoma City, Okla.	UFA-'09 (ARI)
95	Shaun Cody	NT	6-4	307	29	8	Southern California	Hacienda Heights, Calif.	UFA-'09 (DET)
97	Terrell McClain	NT	6-2	300	24	2	South Florida	Pensacola, Fla.	FA-'12
98	Connor Barwin	OLB	6-4	268	26	4	Cincinnati	Detroit, Mich.	D2-'09
99	J.J. Watt	DE	6-5	295	23	2	Wisconsin	Pewaukee, Wisc.	D1-'11
Reserve/Injured - Designated For Return (1)									
21	Brice McCain	CB	5-9	185	25	4	Utah	Terrell, Texas	L. Foot (12/2)
Reserve/Injured (9)									
4	Randy Bullock	K	5-9	208	23	R	Texas A&M	Klein, Texas	R. Groin (8/26)
45	Keyaron Fox	LB	6-3	228	30	9	Georgia Tech	Atlanta, Ga.	L. Knee (8/9)
51	Darryl Sharpton	ILB	5-11	234	25	3	Miami (Fla.)	Coral Gables, Fla.	Hip (12/31)
52	Tim Dobbins	ILB	6-1	236	30	7	Iowa State	Nashville, Tenn.	L. Ankle (1/4/13)
56	Brian Cushing	ILB	6-3	255	25	4	Southern California	Park Ridge, N.J.	L. Knee (10/8)
72	David Hunter	DE	6-2	303	23	R	Houston	Houston, Texas	L. Toe (10/17)
78	Rashad Butler	T	6-4	307	29	7	Miami (Fla.)	West Palm Beach, Fla.	R. Triceps (8/30)
91	Ra'Shon Harris	NT	6-5	301	26	2	Oregon	Pensacola, Fla.	Triceps (8/30)
96	Tim Jamison	DE	6-3	285	26	4	Michigan	Harvey, Ill.	R. Achilles (10/14)
Practice Squad (7)									
7	Case Keenum	QB	6-1	209	24	R	Houston	Abilene, Texas	CFA-'12
15	Jeff Maehl	WR	6-0	185	23	1	Oregon	Paradise, Calif.	CFA-'11
64	Delano Johnson	OLB	6-4	280	24	R	Bowie State	Baltimore, Md.	CFA-'12
65	Keith Browner	DE	6-4	279	24	R	California	Los Angeles, Calif.	CFA-'12
69	Nick Mondek	T	6-5	303	24	R	Purdue	Naperville, Ill.	D6-'12
85	Logan Brock	TE	6-3	248	24	R	Texas Christian	Copperas Cove, Texas	CFA-'12
87	Steve Skelton	TE	6-5	250	23	1	Fordham	El Paso, Texas	CFA-'12
Practice Squad Injured (1)									
48	Phillip Supernaw	TE	6-5	250	22	R	Ouachita Baptist	Katy, Texas	R. Foot (10/17)

COACHING ROSTER

COACH	POSITION
Gary Kubiak	Head Coach
Bill Kollar	Asst. Head Coach/Defensive Line
Rick Dennison	Offensive Coordinator
Joe Marciano	Special Teams Coordinator
Wade Phillips	Defensive Coordinator
John Benton	Offensive Line
Perry Carter	Asst. Defensive Backs
Karl Dorrell	Quarterbacks
Dan Hammerschmidt	Offensive Assistant
Chick Harris	Running Backs
Reggie Herring	Linebackers
Vance Joseph	Defensive Backs
Bobby King	Defensive Assistant
Larry Kirksey	Wide Receivers
Marc Lubick	Assistant Wide Receivers
Brian Pariani	Tight Ends
Jim Ryan	Assistant Offensive Line
Matt Schiotz	Asst. Strength and Conditioning
Cedric Smith	Head Strength and Conditioning

PRONUNCIATION GUIDE

PLAYER	POSITION
Bryan Braman	BRAY-man
Justin Forsett	for-SET
Keyaron Fox	KEE-air-on
Lestar Jean	Less-TAR JEEN
Shiloh Keo	SHY-lo K-yo
Keshawn Martin	KEY-shawn
DeVier Posey	Duh-VEER PO-Z
Glover Quin	GLOW-ver
Stanford Routt	Like "OUT"
Barrett Ruud	RUDE
Matt Schaub	SHOBB

PARTICIPATION KEY

GP	Games Played
GS	Games Started
DNP	Did Not Play
IA	Inactive

ROSTER BY POSITION

AFC Divisional • Houston Texans at New England Patriots • Sunday, Jan. 13, 2013

OFFENSE

Quarterbacks (2)

8	Matt Schaub	QB	6-5	239	9	Virginia
13	T.J. Yates	QB	6-4	219	2	North Carolina

Wide Receivers (5)

11	DeVier Posey	WR	6-2	206	R	Ohio State
18	Lestar Jean	WR	6-3	212	2	Florida Atlantic
80	Andre Johnson	WR	6-3	230	10	Miami (Fla.)
82	Keshawn Martin	WR	5-11	190	R	Michigan State
83	Kevin Walter	WR	6-3	218	10	Eastern Michigan

Running Backs (5)

23	Arian Foster	RB	6-1	228	4	Tennessee
28	Justin Forsett	RB	5-8	194	5	California
44	Ben Tate	RB	5-11	215	3	Auburn
40	Tyler Clutts	FB	6-2	260	2	Fresno State
86	James Casey	FB	6-3	240	4	Rice

Tight Ends (2)

81	Owen Daniels	TE	6-3	249	7	Wisconsin
88	Garrett Graham	TE	6-3	244	3	Wisconsin

Offensive Line (11)

66	Andrew Gardner	T	6-6	309	3	Georgia Tech
68	Ryan Harris	T	6-5	300	5	Notre Dame
75	Derek Newton	T	6-6	318	2	Arkansas State
76	Duane Brown	T	6-4	320	5	Virginia Tech
62	Antoine Caldwell	G	6-3	315	4	Alabama
67	Cody White	G	6-3	301	R	Illinois State
74	Wade Smith	G	6-4	307	10	Memphis
79	Brandon Brooks	G	6-5	340	R	Miami (Ohio)
55	Chris Myers	C	6-4	290	8	Miami (Fla.)
60	Ben Jones	G/C	6-3	303	R	Georgia
78	Rashad Butler (IR)	T	6-4	307	7	Miami (Fla.)

SPECIAL TEAMS

5	Donnie Jones	P	6-2	221	9	LSU
46	Jon Weeks	LS	5-10	248	3	Baylor
17	Shayne Graham	K	6-0	210	11	Virginia Tech
4	Randy Bullock (IR)	K	5-9	208	R	Texas A&M

DEFENSE

Defensive Line (9)

93	Jared Crick	DE	6-4	287	R	Nebraska
94	Antonio Smith	DE	6-4	284	8	Oklahoma State
99	J.J. Watt	DE	6-5	295	2	Wisconsin
92	Earl Mitchell	NT	6-3	300	3	Arizona
95	Shaun Cody	NT	6-4	307	8	Southern California
97	Terrell McClain	NT	6-2	300	2	South Florida
72	David Hunter (IR)	DE	6-2	303	R	Houston
91	Ra'Shon Harris (IR)	NT	6-5	301	2	Oregon
96	Tim Jamison (IR)	DE	6-3	285	4	Michigan

Linebackers (13)

49	Cameron Collins	ILB	6-2	241	R	Oregon State
53	Bradie James	ILB	6-2	240	10	LSU
54	Barrett Ruud	ILB	6-2	241	8	Nebraska
90	Mister Alexander	ILB	6-3	252	2	Florida State
50	Bryan Braman	OLB	6-5	251	2	West Texas A&M
57	Jesse Nading	OLB	6-5	257	4	Colorado State
58	Brooks Reed	OLB	6-3	257	2	Arizona
59	Whitney Mercilus	OLB	6-3	257	R	Illinois
98	Connor Barwin	OLB	6-4	268	4	Cincinnati
45	Keyaron Fox (IR)	ILB	6-3	235	9	Georgia Tech
51	Darryl Sharpton (IR)	ILB	5-11	234	3	Miami (Fla.)
52	Tim Dobbins (IR)	ILB	6-1	236	7	Iowa State
56	Brian Cushing (IR)	ILB	6-3	255	4	Southern California

Secondary (12)

20	Roc Carmichael	CB	5-10	195	2	Virginia Tech
24	Johnathan Joseph	CB	5-11	189	7	South Carolina
25	Kareem Jackson	CB	5-10	192	3	Alabama
26	Brandon Harris	CB	5-10	194	2	Miami (Fla.)
30	Stanford Routt	CB	6-1	195	8	Houston
36	Alan Ball	CB	6-2	268	5	Illinois
27	Quintin Demps	SS	5-11	208	4	UTEP
35	Eddie Pleasant	SS	5-10	210	R	Oregon
38	Danieal Manning	SS	5-11	210	7	Abilene Christian
29	Glover Quin	FS	6-0	207	4	New Mexico
31	Shiloh Keo	FS	5-11	202	2	Idaho
21	Brice McCain (IR-DFR)	CB	5-9	185	4	Utah

Year	College Draft (29)	Trades (3)	Free Agents (39)
2003 5-11 4th, AFC South	WR Andre Johnson (1)		
2004 7-9 3rd, AFC South			
2005 2-14 4th, AFC South			
2006 6-10 4th, AFC South	TE Owen Daniels (4)		WR Kevin Walter (RFA-CIN)
2007 8-8 4th, AFC South		QB Matt Schaub (ATL)	T Rashad Butler (W-CAR) (IR)
2008 8-8 3rd, AFC South	T Duane Brown (1)	C Chris Myers (DEN)	OLB Jesse Nading (CFA)
2009 9-7 2nd, AFC South	ILB Brian Cushing (1) (IR) OLB Connor Barwin (2) G Antoine Caldwell (3) FS Glover Quin (4a) FB James Casey (5) CB Brice McCain (6) (IR-DFR)		NT Shaun Cody (UFA-DET) RB Arian Foster (CFA) DE Tim Jamison (CFA) (IR) DE Antonio Smith (UFA-ARI)
2010 6-10 3rd, AFC South	CB Kareem Jackson (1) RB Ben Tate (2) NT Earl Mitchell (3) ILB Darryl Sharpton (4a) (IR) TE Garrett Graham (4b)		G Wade Smith (UFA-KC) LS Jon Weeks (FA)
2011 10-6 AFC South Champions	DE J.J. Watt (1) OLB Brooks Reed (2a) CB Brandon Harris (2b) CB Roc Carmichael (4) FS Shiloh Keo (5a) QB T.J. Yates (5b) T Derek Newton (7a)		ILB Mister Alexander (CFA) OLB Bryan Braman (CFA) SS Quintin Demps (FA) ILB Tim Dobbins (FA) (IR) T Andrew Gardner (FA) NT Ra'Shon Harris (FA) (IR) WR Lestar Jean (CFA) CB Johnathan Joseph (UFA-CIN) WR Jeff Maehl (CFA) (PS) SS Danieal Manning (UFA-CHI)
2012 12-4 AFC South Champions	OLB Whitney Mercilus (1) WR DeVier Posey (3a) G Brandon Brooks (3b) G/C Ben Jones (4a) WR Keshawn Martin (4b) DE Jared Crick (4c) K Randy Bullock (5) (IR) T Nick Mondek (6) (PS)	FB Tyler Clutts (CHI)	CB Alan Ball (UFA-DAL) TE Logan Brock (CFA) (PS) DE Keith Browner (CFA) (PS) LB Cameron Collins (CFA) RB Justin Forsett (UFA-SEA) LB Keyaron Fox (FA) (IR) K Shayne Graham (FA) T Ryan Harris (FA) DE David Hunter (CFA) ILB Bradie James (UFA-DAL) OLB Delano Johnson (CFA) (PS) P Donnie Jones (UFA-STL) QB Case Keenum (CFA) (PS) DE Terrell McClain (FA) SS Eddie Pleasant (CFA) CB Stanford Routt (FA) LB Barrett Ruud (FA) TE Steve Skelton (CFA) TE Phillip Supernaw (CFA) (PSI) G Cody White (CFA)

PARTICIPATION

AFC Divisional • Houston Texans at New England Patriots • Sunday, Jan. 13, 2013

Name	9/9 vs. MIA	9/16 at JAX	9/23 at DEN	9/30 vs. TEN	10/8 at NYJ	10/14 vs. GB	10/21 vs. BAL	11/4 vs. BUF	11/11 at CHI	11/18 vs. JAX	11/22 at DET	12/2 at TEN	12/10 at NE	12/16 vs. IND	12/23 vs. MIN	12/30 at IND	Reg. Season GP-GS-DNP-IA	1/5 WC vs. CIN	Postseason GP-GS-DNP-IA
Alexander, Mister	SUB	SUB	SUB	IA	SUB	SUB	SUB	NWT	NWT	NWT	NWT	NWT	NWT	NWT	NWT	NWT	6-0-0-1	SUB	1-0-0-0
Ball, Alan	SUB	SUB	SUB	SUB	SUB	SUB	SUB	SUB	SUB	SUB	RCB	IA	IA	IA	IA	IA	11-1-0-5	SUB	1-0-0-0
Barwin, Connor	WLB	WLB	WLB	WLB	WLB	WLB	WLB	WLB	WLB	WLB	WLB	SLB	SLB	SLB	WLB	SLB	16-16-0-0	WLB	1-1-0-0
Beck, John	IA	IA	IA	IA	NWT	NWT	NWT	NWT	NWT	NWT	NWT	NWT	NWT	NWT	NWT	NWT	0-0-0-4	NWT	0-0-0-0
Braman, Bryan	IA	IA	SUB	SUB	SUB	SUB	SUB	SUB	SUB	SUB	SUB	SUB	SUB	SUB	SUB	SUB	14-0-0-2	SUB	1-0-0-0
Brock, Logan	NWT	NWT	NWT	NWT	NWT	NWT	PS	PS	PS	PS	PS	PS	PS	PS	PS	PS	0-0-0-0	PS	0-0-0-0
Brooks, Brandon	IA	IA	IA	IA	IA	IA	IA	IA	IA	IA	SUB	SUB	SUB	SUB	SUB	SUB	6-0-0-10	SUB	1-0-0-0
Brown, Duane	LT	LT	LT	LT	LT	LT	LT	LT	LT	LT	LT	LT	LT	LT	LT	LT	16-16-0-0	LT	1-1-0-0
Browner, Keith	NWT	NWT	NWT	NWT	NWT	NWT	NWT	PS	PS	PS	PS	PS	PS	PS	PS	PS	0-0-0-0	PS	0-0-0-0
Bullock, Randy	IR	IR	IR	IR	IR	IR	IR	IR	IR	IR	IR	IR	IR	IR	IR	IR	0-0-0-0	IR	0-0-0-0
Butler, Rashad	IR	IR	IR	IR	IR	IR	IR	IR	IR	IR	IR	IR	IR	IR	IR	IR	0-0-0-0	IR	0-0-0-0
Caldwell, Antoine	RG	RG	RG	RG	RG	RG	SUB	SUB	SUB	SUB	SUB	IA	IA	IA	IA	IA	11-6-0-5	IA	0-0-0-1
Carmichael, Roc	IA	IA	IA	IA	IA	IA	IA	IA	IA	IA	SUB	SUB	SUB	SUB	SUB	SUB	6-0-0-10	IA	0-0-0-1
Casey, James	FB	FB	FB	FB	SUB	FB	SUB	FB	FB	SUB	SUB	FB	FB	SUB	SUB	SUB	16-9-0-0	SUB	1-0-0-0
Clutts, Tyler	SUB	SUB	SUB	SUB	SUB	SUB	SUB	SUB	SUB	SUB	SUB	SUB	SUB	SUB	SUB	SUB	16-0-0-0	IA	0-0-0-1
Cody, Shaun	NT	NT	NT	NT	NT	SUB	NT	NT	IA	IA	IA	NT	NT	NT	NT	NT	13-12-0-3	NT	1-1-0-0
Collins, Cameron	NWT	NWT	NWT	NWT	NWT	PS	PS	NWT	NWT	NWT	NWT	PS	PS	PS	PS	PS	0-0-0-0	SUB	1-0-0-0
Crick, Jared	SUB	SUB	SUB	SUB	DNP	SUB	SUB	SUB	SUB	SUB	SUB	SUB	SUB	SUB	SUB	SUB	15-0-1-0	SUB	1-0-0-0
Cushing, Brian	ILB	ILB	ILB	ILB	ILB	IR	IR	IR	IR	IR	IR	IR	IR	IR	IR	IR	5-5-0-0	IR	0-0-0-0
Daniels, Owen	TE	TE	TE	TE	TE	TE	TE	TE	IA	SUB	TE	TE	TE	TE	TE	TE	15-14-0-1	TE	1-1-0-0
Demps, Quintin	SUB	SUB	SUB	SUB	IA	IA	IA	SUB	SUB	SUB	SUB	SUB	SUB	SUB	IA	SUB	12-0-0-4	SUB	1-0-0-0
Divens, Lamar	NWT	NWT	NWT	NWT	NWT	NWT	PS	NWT	NWT	NWT	NWT	NWT	NWT	NWT	NWT	NWT	0-0-0-0	NWT	0-0-0-0
Dobbins, Tim	SUB	ILB	IA	SUB	SUB	SUB	ILB	ILB	ILB	ILB	IA	SUB	SUB	ILB	SUB	SUB	14-6-0-2	IR	0-0-0-0
Forsett, Justin	SUB	SUB	SUB	SUB	SUB	SUB	SUB	SUB	SUB	SUB	SUB	SUB	SUB	SUB	SUB	SUB	16-0-0-0	DNP	0-0-1-0
Foster, Arian	RB	RB	RB	RB	RB	RB	RB	RB	RB	RB	RB	RB	RB	RB	RB	RB	16-16-0-0	RB	1-1-0-0
Fox, Keyaron	IR	IR	IR	IR	IR	IR	IR	IR	IR	IR	IR	IR	IR	IR	IR	IR	0-0-0-0	IR	0-0-0-0
Gardner, Andrew	IA	IA	IA	IA	IA	IA	IA	IA	SUB	IA	IA	SUB	SUB	IA	IA	IA	3-0-0-13	IA	0-0-0-1
Graham, Garrett	SUB	SUB	TE	SUB	TE	TE	TE	SUB	SUB	SUB	TE	SUB	IA	TE	TE	TE	15-9-0-1	TE	1-1-0-0
Graham, Shayne	SUB	SUB	SUB	SUB	SUB	SUB	SUB	SUB	SUB	SUB	SUB	SUB	SUB	SUB	SUB	SUB	16-0-0-0	SUB	1-0-0-0
Grimes, Jonathan	PS	PS	PS	NWT	NWT	NWT	NWT	SUB	SUB	SUB	SUB	SUB	SUB	IA	NWT	NWT	^9-0-0-2	NWT	0-0-0-0
Harris, Brandon	IA	IA	IA	IA	IA	IA	SUB	IA	SUB	IA	SUB	SUB	SUB	SUB	SUB	SUB	8-0-0-8	SUB	1-0-0-0
Harris, Ra'Shon	IR	IR	IR	IR	IR	IR	IR	IR	IR	IR	IR	IR	IR	IR	IR	IR	0-0-0-0	IR	0-0-0-0
Harris, Ryan	SUB	SUB	SUB	SUB	SUB	SUB	SUB	SUB	SUB	SUB	SUB	RT	RT	SUB	SUB	SUB	16-2-0-0	SUB	1-0-0-0
Holliday, Trindon	SUB	SUB	SUB	SUB	SUB	NWT	NWT	NWT	NWT	NWT	NWT	NWT	NWT	NWT	NWT	NWT	5-0-0-0	NWT	0-0-0-0
Hunter, David	PS	PS	PS	PS	PS	PS	IA	IR	IR	IR	IR	IR	IR	IR	IR	IR	0-0-0-1	IR	0-0-0-0
Jackson, Kareem	LCB	SUB	LCB	LCB	LCB	LCB	LCB	LCB	LCB	LCB	LCB	LCB	LCB	LCB	LCB	LCB	16-15-0-0	LCB	1-1-0-0
James, Bradie	ILB	ILB	ILB	ILB	ILB	ILB	ILB	ILB	ILB	ILB	ILB	IA	ILB	ILB	ILB	ILB	15-15-0-1	ILB	1-1-0-0
Jamison, Tim	SUB	SUB	SUB	SUB	SUB	SUB	IR	IR	IR	IR	IR	IR	IR	IR	IR	IR	6-0-0-0	IR	0-0-0-0
Jean, Lestar	SUB	SUB	SUB	IA	IA	SUB	SUB	SUB	SUB	WR	SUB	SUB	SUB	SUB	SUB	SUB	14-1-0-2	DNP	0-0-1-0
Johnson, Andre	WR	WR	WR	WR	WR	WR	WR	WR	WR	WR	WR	WR	WR	WR	WR	WR	16-16-0-0	WR	1-1-0-0
Johnson, Delano	PS	PS	PS	PS	PS	PS	PS	PS	PS	PS	PS	PS	PS	PS	PS	PS	0-0-0-0	PS	0-0-0-0
Jones, Ben	SUB	SUB	SUB	SUB	SUB	SUB	RG	RG	RG	RG	RG	RG	RG	RG	RG	RG	16-10-0-0	RG	1-1-0-0
Jones, Donnie	SUB	SUB	SUB	SUB	SUB	SUB	SUB	SUB	SUB	SUB	SUB	SUB	SUB	SUB	SUB	SUB	16-0-0-0	SUB	1-0-0-0
Joseph, Johnathan	RCB	RCB	RCB	RCB	RCB	RCB	RCB	RCB	RCB	RCB	IA	IA	RCB	RCB	RCB	RCB	14-14-0-2	RCB	1-1-0-0
Keenum, Case	PS	PS	PS	PS	PS	PS	PS	PS	PS	PS	PS	PS	PS	PS	PS	PS	0-0-0-0	PS	0-0-0-0
Keo, Shiloh	SUB	SUB	SUB	SUB	SUB	SUB	SUB	SUB	SUB	SUB	SUB	SUB	SUB	SUB	SUB	SUB	16-0-0-0	SUB	1-0-0-0
Maehl, Jeff	PS	PS	PS	PS	PS	PS	PS	PS	PS	PS	PS	PS	PS	PS	PS	PS	0-0-0-0	PS	0-0-0-0
Manning, Danieal	SS	SS	SS	SS	SS	SS	SS	SS	SS	SS	SS	SS	SS	SS	SS	SS	16-16-0-0	SS	1-1-0-0
Martin, Keshawn	SUB	SUB	SUB	SUB	SUB	SUB	SUB	SUB	SUB	WR	SUB	SUB	SUB	SUB	SUB	SUB	16-1-0-0	SUB	1-0-0-0
McCain, Brice	SUB	SUB	SUB	SUB	SUB	CB	SUB	SUB	SUB	SUB	SUB	RCB	IR-DFR	IR-DFR	IR-DFR	IR-DFR	12-2-0-0	IR-DFR	0-0-0-0
McClain, Terrell	NWT	NWT	NWT	NWT	NWT	NWT	NWT	IA	DNP	SUB	SUB	SUB	IA	IA	IA	IA	***4-0-1-5	IA	0-0-0-1
Meggett, Davin	NWT	NWT	NWT	PS	PS	PS	PS	PS	PS	PS	PS	NWT	NWT	NWT	NWT	NWT	0-0-0-0	NWT	0-0-0-0
Mercilus, Whitney	SUB	SUB	SUB	SUB	SUB	SUB	SUB	SUB	SUB	SUB	SUB	WLB	WLB	WLB	SUB	WLB	16-4-0-0	SUB	1-0-0-0
Mitchell, Earl	SUB	SUB	SUB	SUB	SUB	SUB	SUB	SUB	NT	NT	NT	SUB	SUB	SUB	SUB	SUB	16-3-0-0	SUB	1-0-0-0
Mondek, Nick	NWT	NWT	NWT	NWT	NWT	NWT	NWT	PS	PS	PS	PS	PS	PS	PS	PS	PS	0-0-0-0	PS	0-0-0-0
Myers, Chris	C	C	C	C	C	C	C	C	C	C	C	C	C	C	C	C	16-16-0-0	C	1-1-0-0
Nading, Jesse	SUB	SUB	SUB	SUB	SUB	SUB	SUB	SUB	SUB	SUB	SUB	SUB	SUB	SUB	SUB	SUB	16-0-0-0	SUB	1-0-0-0
Newton, Derek	RT	RT	RT	RT	RT	RT	RT	RT	RT	RT	RT	IA	IA	RT	RT	RT	14-14-0-2	RT	1-1-0-0
Nolan, Troy	NWT	NWT	NWT	NWT	SUB	S	SUB	SUB	IA	NWT	NWT	NWT	NWT	NWT	NWT	NWT	*7-1-0-1	NWT	0-0-0-0
Pleasant, Eddie	PS	PS	PS	PS	PS	PS	PS	PS	PS	PS	PS	PS	PS	PS	SUB	SUB	2-0-0-0	SUB	1-0-0-0
Posey, DeVier	IA	IA	IA	SUB	SUB	SUB	SUB	DNP	SUB	SUB	IA	SUB	SUB	SUB	SUB	SUB	11-0-1-4	SUB	1-0-0-0
Quin, Glover	FS	FS	FS	FS	FS	FS	FS	FS	FS	FS	FS	FS	FS	FS	FS	FS	16-16-0-0	FS	1-1-0-0
Reed, Brooks	SLB	SLB	SLB	SLB	SLB	SLB	SLB	SLB	SLB	SLB	SLB	IA	IA	IA	SLB	IA	12-12-0-4	SLB	1-1-0-0
Routt, Stanford	NWT	NWT	NWT	NWT	NWT	NWT	NWT	NWT	NWT	NWT	NWT	NWT	SUB	SUB	IA	IA	^^9-7-0-3	IA	0-0-0-1
Ruud, Barrett	NWT	NWT	NWT	NWT	NWT	IA	IA	SUB	SUB	SUB	SUB	ILB	SUB	SUB	SUB	SUB	**12-1-1-2	ILB	1-1-0-0
Schaub, Matt	QB	QB	QB	QB	QB	QB	QB	QB	QB	QB	QB	QB	QB	QB	QB	QB	16-16-0-0	QB	1-1-0-0
Sharpton, Darryl	PUP	PUP	PUP	PUP	PUP	PUP	PUP	PUP	PUP	SUB	ILB	ILB	ILB	SUB	ILB	ILB	7-5-0-0	IR	0-0-0-0
Skelton, Steve	NWT	NWT	NWT	NWT	NWT	NWT	NWT	NWT	NWT	NWT	NWT	NWT	NWT	NWT	NWT	PS	0-0-0-0	PS	0-0-0-0
Smith, Antonio	RDE	RDE	RDE	RDE	RDE	RDE	RDE	RDE	RDE	RDE	RDE	RDE	RDE	RDE	RDE	RDE	16-16-0-0	RDE	1-1-0-0
Smith, Wade	LG	LG	LG	LG	LG	LG	LG	LG	LG	LG	LG	LG	LG	LG	LG	LG	16-16-0-0	LG	1-1-0-0
Supernaw, Phillip	PS	PS	PS	PS	PS	PS	PSI	PSI	PSI	PSI	PSI	PSI	PSI	PSI	PSI	PSI	0-0-0-0	PSI	0-0-0-0
Tate, Ben	SUB	SUB	SUB	SUB	IA	SUB	SUB	IA	IA	IA	IA	SUB	SUB	SUB	SUB	SUB	11-0-0-5	SUB	1-0-0-0
Walter, Kevin	WR	WR	SUB	WR	WR	SUB	WR	WR	WR	WR	WR	WR	WR	WR	WR	WR	16-14-0-0	WR	1-1-0-0
Watt, J.J.	LDE	LDE	LDE	LDE	LDE	LDE	LDE	LDE	LDE	LDE	LDE	LDE	LDE	LDE	LDE	LDE	16-16-0-0	LDE	1-1-0-0
Weeks, Jon	SUB	SUB	SUB	SUB	SUB	SUB	SUB	SUB	SUB	SUB	SUB	SUB	SUB	SUB	SUB	SUB	16-0-0-0	SUB	1-0-0-0
White, Cody	PS	PS	PS	PS	PS	IA	IA	IA	IA	IA	IA	IA	IA	IA	IA	IA	0-0-0-11	IA	0-0-0-1
Yates, T.J.	DNP	DNP	SUB	DNP	DNP	SUB	DNP	DNP	DNP	DNP	DNP	DNP	SUB	DNP	SUB	DNP	4-0-12-0	DNP	0-0-1-0

PARTICIPATION CHART KEY: GP - Games Played; GS - Games Started; DNP - Did Not Play; IA - Inactive; IR - Injured/Reserve; IR-DFR - Injured/Reserve - Designated For Return; NWT - Not With Team; PS - Practice Squad; PUP - Physically unable to perform; PSI - Practice Squad Injured.

* - Played in 3 games with Miami; ** - Played 3 games with New Orleans; *** - Played in one game with New England ; ^ - Played in three games and was inactive for one game with the New York Jets; ^^ - Started seven games and was inactive for one game with the Kansas City Chiefs

STARTERS - OFFENSE

	WR	LT	LG	C	RG	RT	TE	WR	RB	QB	FB
9-9 MIAMI	A. Johnson	D. Brown	W. Smith	C. Myers	A. Caldwell	D. Newton	O. Daniels	K. Walter	A. Foster	M. Schaub	J. Casey
9-16 at Jacksonville	A. Johnson	D. Brown	W. Smith	C. Myers	A. Caldwell	D. Newton	O. Daniels	K. Walter	A. Foster	M. Schaub	J. Casey
9-23 at Denver	A. Johnson	D. Brown	W. Smith	C. Myers	A. Caldwell	D. Newton	O. Daniels	G. Graham (TE)	A. Foster	M. Schaub	J. Casey
9-30 TENNESSEE	A. Johnson	D. Brown	W. Smith	C. Myers	A. Caldwell	D. Newton	O. Daniels	K. Walter	A. Foster	M. Schaub	J. Casey
10-8 at New York Jets	A. Johnson	D. Brown	W. Smith	C. Myers	A. Caldwell	D. Newton	O. Daniels	K. Walter	A. Foster	M. Schaub	G. Graham (TE)
10-14 GREEN BAY	A. Johnson	D. Brown	W. Smith	C. Myers	A. Caldwell	D. Newton	O. Daniels	G. Graham (TE)	A. Foster	M. Schaub	J. Casey
10-21 BALTIMORE	A. Johnson	D. Brown	W. Smith	C. Myers	B. Jones	D. Newton	O. Daniels	K. Walter	A. Foster	M. Schaub	G. Graham (TE)
11-4 BUFFALO	A. Johnson	D. Brown	W. Smith	C. Myers	B. Jones	D. Newton	O. Daniels	K. Walter	A. Foster	M. Schaub	J. Casey
11-11 at Chicago	A. Johnson	D. Brown	W. Smith	C. Myers	B. Jones	D. Newton	G. Graham	K. Walter	A. Foster	M. Schaub	J. Casey
11-18 JACKSONVILLE	A. Johnson	D. Brown	W. Smith	C. Myers	B. Jones	D. Newton	L. Jean (WR)	K. Walter	A. Foster	M. Schaub	K. Martin (WR)
11-22 at Detroit	A. Johnson	D. Brown	W. Smith	C. Myers	B. Jones	D. Newton	O. Daniels	K. Walter	A. Foster	M. Schaub	G. Graham (TE)
12-2 at Tennessee	A. Johnson	D. Brown	W. Smith	C. Myers	B. Jones	R. Harris	O. Daniels	K. Walter	A. Foster	M. Schaub	J. Casey
12-10 at New England	A. Johnson	D. Brown	W. Smith	C. Myers	B. Jones	R. Harris	O. Daniels	K. Walter	A. Foster	M. Schaub	J. Casey
12-16 INDIANAPOLIS	A. Johnson	D. Brown	W. Smith	C. Myers	B. Jones	D. Newton	O. Daniels	K. Walter	A. Foster	M. Schaub	G. Graham (TE)
12-23 MINNESOTA	A. Johnson	D. Brown	W. Smith	C. Myers	B. Jones	D. Newton	O. Daniels	K. Walter	A. Foster	M. Schaub	G. Graham (TE)
12-30 at Indianapolis	A. Johnson	D. Brown	W. Smith	C. Myers	B. Jones	D. Newton	O. Daniels	K. Walter	A. Foster	M. Schaub	G. Graham (TE)
1-5 Cincinnati (WC)	A. Johnson	D. Brown	W. Smith	C. Myers	B. Jones	D. Newton	O. Daniels	K. Walter	A. Foster	M. Schaub	G. Graham (TE)
Bold denotes rookie											

STARTERS - DEFENSE

	LDE	NT	RDE	SLB	ILB	ILB	WLB	LCB	SS	FS	RCB
9-9 MIAMI	J. Watt	S. Cody	A. Smith	C. Barwin	B. Cushing	B. James	B. Reed	K. Jackson	D. Manning	G. Quin	J. Joseph
9-16 at Jacksonville	J. Watt	S. Cody	A. Smith	C. Barwin	B. Cushing	B. James	B. Reed	T. Dobbins (ILB)	D. Manning	G. Quin	J. Joseph
9-23 at Denver	J. Watt	S. Cody	A. Smith	C. Barwin	B. Cushing	B. James	B. Reed	K. Jackson	D. Manning	G. Quin	J. Joseph
9-30 TENNESSEE	J. Watt	S. Cody	A. Smith	C. Barwin	B. Cushing	B. James	B. Reed	K. Jackson	D. Manning	G. Quin	J. Joseph
10-8 at New York Jets	J. Watt	S. Cody	A. Smith	C. Barwin	B. Cushing	B. James	B. Reed	K. Jackson	D. Manning	G. Quin	J. Joseph
10-14 GREEN BAY	J. Watt	T. Nolan (S)	A. Smith	C. Barwin	B. McCain (CB)	B. James	B. Reed	K. Jackson	D. Manning	G. Quin	J. Joseph
10-21 BALTIMORE	J. Watt	S. Cody	A. Smith	C. Barwin	T. Dobbins	B. James	B. Reed	K. Jackson	D. Manning	G. Quin	J. Joseph
11-4 BUFFALO	J. Watt	S. Cody	A. Smith	C. Barwin	T. Dobbins	B. James	B. Reed	K. Jackson	D. Manning	G. Quin	J. Joseph
11-11 at Chicago	J. Watt	E. Mitchell	A. Smith	C. Barwin	T. Dobbins	B. James	B. Reed	K. Jackson	D. Manning	G. Quin	J. Joseph
11-18 JACKSONVILLE	J. Watt	E. Mitchell	A. Smith	C. Barwin	T. Dobbins	B. James	B. Reed	K. Jackson	D. Manning	G. Quin	J. Joseph
11-22 at Detroit	J. Watt	E. Mitchell	A. Smith	C. Barwin	D. Sharpton	B. James	B. Reed	K. Jackson	D. Manning	G. Quin	A. Ball
12-2 at Tennessee	J. Watt	S. Cody	A. Smith	W. Mercilus	D. Sharpton	B. Ruud	C. Barwin	K. Jackson	D. Manning	G. Quin	B. McCain
12-10 at New England	J. Watt	S. Cody	A. Smith	W. Mercilus	D. Sharpton	B. James	C. Barwin	K. Jackson	D. Manning	G. Quin	J. Joseph
12-16 INDIANAPOLIS	J. Watt	S. Cody	A. Smith	W. Mercilus	T. Dobbins	B. James	C. Barwin	K. Jackson	D. Manning	G. Quin	J. Joseph
12-23 MINNESOTA	J. Watt	S. Cody	A. Smith	C. Barwin	D. Sharpton	B. James	B. Reed	K. Jackson	D. Manning	G. Quin	J. Joseph
12-30 at Indianapolis	J. Watt	S. Cody	A. Smith	W. Mercilus	D. Sharpton	B. James	C. Barwin	K. Jackson	D. Manning	G. Quin	J. Joseph
1-5 Cincinnati (WC)	J. Watt	S. Cody	A. Smith	C. Barwin	B. Ruud	B. James	B. Reed	K. Jackson	D. Manning	G. Quin	J. Joseph
Bold denotes rookie											

UNOFFICIAL DEPTH CHART

AFC Divisional • Houston Texans at New England Patriots • Sunday, Jan. 13, 2013

OFFENSE

WR	80 Andre Johnson	18 Lestar Jean		
LT	76 Duane Brown	66 Andrew Gardner		
LG	74 Wade Smith	67 Cody White		
C	55 Chris Myers	60 Ben Jones		
RG	60 Ben Jones	79 Brandon Brooks	62 Antoine Caldwell	
RT	75 Derek Newton	68 Ryan Harris		
TE	81 Owen Daniels	88 Garrett Graham		
WR	83 Kevin Walter	82 Keshawn Martin	11 DeVier Posey	
QB	8 Matt Schaub	13 T.J. Yates		
FB	86 James Casey	40 Tyler Clutts		
RB	23 Arian Foster	44 Ben Tate	28 Justin Forsett	

DEFENSE

DE	99 J.J. Watt			
NT	95 Shaun Cody	92 Earl Mitchell	97 Terrell McClain	
DE	94 Antonio Smith	93 Jared Crick		
SLB	58 Brooks Reed	50 Bryan Braman	57 Jesse Nading	
MLB	53 Bradie James	49 Cameron Collins		
MO	54 Barrett Ruud	90 Mister Alexander		
WLB	98 Connor Barwin	59 Whitney Mercilus		
LCB	25 Kareem Jackson	22 Alan Ball	26 Brandon Harris	
RCB	24 Johnathan Joseph	20 Roc Carmichael	30 Stanford Routt	
SS	38 Danieal Manning	27 Quintin Demps	35 Eddie Pleasant	
FS	29 Glover Quin	31 Shiloh Keo		

SPECIAL TEAMS

PK	17 Shayne Graham			
P	5 Donnie Jones			
LS	46 Jon Weeks	86 James Casey		
KR	38 Danieal Manning	82 Keshawn Martin	28 Justin Forsett	31 Shiloh Keo
PR	82 Keshawn Martin	28 Justin Forsett	31 Shiloh Keo	
H	5 Donnie Jones			

Bold denotes rookies
(Parentheses) denotes injured player

THE LAST TIME...

AFC Divisional • Houston Texans at New England Patriots • Sunday, Jan. 13, 2013

BY TEXANS		BY OPPONENT
501, at Detroit (296 passing, 205 rushing), 11/22/12	500 TOTAL NET YARDS	525, at Detroit (419 passing, 106 rushing), 11/22/12
231, Arian Foster vs. Indianapolis, 9/12/10	200 YARDS RUSHING	211, Larry Johnson vs. Kansas City, 11/20/05
165, Arian Foster vs. Indianapolis Colts, 12/16/12	150 YARDS RUSHING	151, Chris Johnson vs. Tennessee, 11/23/09
165, Arian Foster vs. Indianapolis Colts, 12/16/12	100 YARDS RUSHING	105, Vick Ballard vs. Indianapolis, 12/16/12
527, Matt Schaub vs. Jacksonville, 11/18/12	400 YARDS PASSING	441, Matthew Stafford at Detroit, 11/22/12
315, Matt Schaub at Detroit, 11/22/12	300 YARDS PASSING	309, Jake Locker at Tennessee, 12/2/12
273, Andre Johnson vs. Jacksonville, 11/18/12	200 YARDS RECEIVING	236, Justin Blackmon vs. Jacksonville, 11/18/12
151, Andre Johnson vs. Indianapolis, 12/16/12	150 YARDS RECEIVING	163, Austin Collie vs. Indianapolis, 9/12/10
141, Andre Johnson at Indianapolis, 12/30/12	100 YARDS RECEIVING	111, T.Y. Hilton at Indianapolis, 12/30/12
5, Matt Schaub vs. Jacksonville, 11/18/12	FIVE TOUCHDOWN PASSES	6, Aaron Rodgers vs. Green Bay, 10/14/12
4, Matt Schaub at Denver, 9/23/12	FOUR TOUCHDOWN PASSES	4, Tom Brady at New England, 12/10/12
3, Matt Schaub at New Orleans, 9/25/11	THREE TOUCHDOWN PASSES	3, Drew Brees at New Orleans, 9/25/11
2, Matt Schaub at Indianapolis, 12/30/12	THROW TWO+ INTERCEPTIONS	3, Jake Locker at Tennessee, 12/2/12
Never Happened	THREE TOUCHDOWN RECEPTIONS	3, Jordy Nelson vs. Green Bay, 10/14/12
2, Garrett Graham vs. Jacksonville, 11/18/12	TWO TOUCHDOWN RECEPTIONS	2, Aaron Hernandez at New England, 12/10/12
Never Happened	FOUR TOUCHDOWNS RUSHING	4, Shaun Alexander at Seattle, 10/16/05
3, Arian Foster vs. Indianapolis, 9/12/10	THREE TOUCHDOWNS RUSHING	3, Maurice Jones-Drew vs. Jacksonville, 9/27/09
2, Arian Foster at Detroit, 11/22/12	TWO TOUCHDOWNS RUSHING	2, Maurice Jones-Drew at Jacksonville, 11/14/10
3.0, J.J. Watt vs. Indianapolis, 12/16/12	THREE SACKS	3.0, DeMarcus Ware vs. Dallas, 9/26/10
52 yards, Johnathan Joseph vs. Baltimore, 10/21/12	INTERCEPTION RETURNED FOR TOUCHDOWN	12 yards, Josh Wilson vs. Baltimore (OT), 12/13/10
Wade Smith, recovered in end zone, at Baltimore, 10/16/11	FUMBLE RETURNED FOR TOUCHDOWN	Brandon Lloyd,recovered in end zone, at New England, 12/10/12
52-yard INT return, Johnathan Joseph vs. Baltimore, 10/21/12	DEFENSIVE TOUCHDOWN	38-yard FUM return, Ashton Youboty at Jacksonville, 11/27/11
Shayne Graham, 5-6, vs. Indianapolis, 12/16/12	FIVE-OR-MORE FIELD GOALS	Billy Cundiff 5-5 at Baltimore, 10/16/11
Neil Rackers, 4-4, at New Orleans, 9/25/11	FOUR FIELD GOALS	Adam Vinatieri 4-5 at Indianapolis, 12/22/11
Danieal Manning blocked kick by Shaun Suisham vs. Pittsburgh, 10/2/11	FIELD GOAL BLOCKED	Alex Carrington blocked kick by Shayne Graham vs. Buffalo, 11/4/12
Never Happened	FG BLOCKED/MISSED AND RETURNED FOR TD	Never Happened
Bryan Braman blocked punt by Pat McAfee vs. Indianapolis, 12/16/12	PUNT BLOCKED	Rocky Boiman blocked punt by Chad Stanley vs. Tennessee, 12/29/02
Bryan Braman recovered and blocked punt by Pat McAfee vs. Indianapolis, 12/16/12	PUNT BLOCKED AND RETURNED FOR TD	Never Happened
95 yards, Jacoby Jones vs. Oakland, 10/4/09	KICKOFF RETURNED FOR TOUCHDOWN	101 yards, Deji Karim at Indianapolis, 12/30/12
79 yards, Jacoby Jones vs. Indianapolis, 9/11/11	PUNT RETURNED FOR TOUCHDOWN	72 yards, Marcus Thigpen vs. Miami, 9/9/12
Michael Boulware blocked PAT by John Carney at Jacksonville, 10/14/07	PAT BLOCKED	Albert Haynesworth blocked PAT by Neil Rackers at Tampa Bay, 11/13/11
Kris Brown missed PAT vs. New England, 1/3/10	MISSED PAT	John Carney PAT blocked by Michael Boulware at Jacksonville, 10/14/07
Matt Schaub pass to Jacoby Jones vs. Baltimore, 12/13/10	TWO POINT CONVERSION MADE	Drew Brees to Lance Moore pass (2x), at New Orleans, 9/25/11
Snap over head of Jake Delhomme vs. Tennessee, 1/1/12	TWO POINT CONVERSION FAILED	Josh Freeman incomplete pass to Mike Williams at Tampa Bay, 11/13/11
Connor Barwin sack of Joe Flacco vs. Baltimore, 10/21/12	SAFETY SCORED	Elvis Dumervil sack of Matt Schaub at Denver, 9/23/12
43, vs. Jacksonville, 11/18/12	SCORED 40 POINTS	42, at New England, 12/10/12
34-31, at Detroit, 11/22/12	WON OVERTIME GAME	28-34, vs. Baltimore, 12/13/10
20-0, vs. Tennessee, 11/28/10	SHUTOUT	0-27, at Jacksonville, 12/7/03

HIGHS AND LOWS/RECORD WHEN

AFC Divisional • Houston Texans at New England Patriots • Sunday, Jan. 13, 2013

TEAM SEASON HIGHS AND LOWS

	Texans		Opponents	
	High	Low	High	Low
Points	43, last vs. JAX	6 vs. MIN	42, last at NE	6 at CHI
First Downs	39 vs. JAX	11 vs. MIN	29 at DET	8 at CHI
Total Offense	653 vs. JAX	187 vs. MIN	525 at DET	117 at JAX
Net Yards Rushing	216 at JAX	34 vs. MIN	174 vs. MIN	55 vs. BAL
Net Yards Passing	504 vs. JAX	88 at CHI	419 at DET	52 at JAX
Offensive Plays	92 vs. JAX	53 vs. MIN	87 at DET	38 at JAX
Rushing Attempts	48 at JAX	16 vs. MIN	42 vs. MIN	12 vs. BAL
Pass Attempts	55 vs. JAX	26 at CHI	61 at DET	21 at JAX
Pass Completions	29 at DET	14, last at CHI	31 at DET	9 at JAX
Passes Had Intercepted	2, last at IND	0, last vs. MIN	3, last at TEN	0, last at IND
Sacks Allowed	4, last at IND	0, last at TEN	6 at TEN	0 at CHI
Fumbles	3 vs. MIN	0 , last at IND	3, last at TEN	0, last at IND
Fumbles Lost	2 vs. MIN	0 , last at IND	3 at TEN	0, last at IND
Total Turnovers	3, last vs. JAX	0 , last vs. IND	6 at TEN	0 at IND
Penalties	11 at TEN	1 vs. TEN	8, last vs. IND	3 at IND
Yards Penalized	97 at TEN	3 vs. TEN	79 vs. IND	15 vs. BUF
Time of Possession	43:17 at JAX	25:14 vs. MIN	37:01 at DET	16:43 at JAX
Defensive Interceptions	3, last at TEN	0, last at IND	3 vs. GB	0, last vs. MIN
Total Takeaways	6 at TEN	0, last at IND	3, last vs. JAX	0, last vs. IND
Drive (Plays)	98 (14) at DEN	-22 (3), vs. JAX	90 (8) at DET	-7 (3) last at TEN
Third-Down Conversions	8, last vs. BAL	1 vs. MIN	9, last at IND	0 at JAX

INDIVIDUAL SEASON HIGHS

	Texans	Opponents
Yards Rushing	165, A. Foster vs. IND	141, C. Johnson vs. TEN
Rushing Attempts	29, twice, last A. Foster at CHI	27, V. Ballard at IND
Rushing TDs	2, five times, last A. Foster at DET	1,5 times, last V. Ballard at IND
Receptions	14, A. Johnson vs. JAX	9, J. Nelson vs. GB
Yards Receiving	273, A. Johnson vs. JAX	236, J. Blackmon vs. JAX
Receiving TDs	2, G. Graham vs. JAX	3, J. Nelson vs. GB
Combined Yards	273, A. Johnson vs. JAX	236, J. Blackmon vs. JAX
All-Purpose Yards	273, A. Johnson vs. JAX	236, J. Blackmon vs. JAX
Yards Passing	527, M. Schaub vs. JAX	441, M. Stafford at DET
Pass Attempts	55, M. Schaub vs. JAX	61, M. Stafford at DET
Pass Completions	43, M. Schaub vs. JAX	31, M. Stafford at DET
TD Passes	5, M. Schaub vs. JAX	6, A. Rodgers vs. GB
Interceptions Thrown	2, four times, last M.Schaub at IND	3, R. Tannehill vs. MIA and J. Locker at TEN
Longest Run	81, J. Forsett at DET	29, C. Ponder vs. MIN
Longest Pass Completion	60, M. Schaub at DEN	81, C. Henne vs. JAX
Longest Kickoff Return	54, K. Martin vs. JAX	101t, D. Karim at IND
Longest Punt Return	71, K. Martin vs. JAX	72t, M. Thigpen vs. MIA
Longest INT Return	86, B. McCain at NYJ	26, V. Davis at IND
Longest Punt	66, D. Jones at DEN	70, B. Kern at TEN
Longest Field Goal	51, S. Graham vs. GB/MIN, at IND	56, B. Walsh vs. MIN
Touchdowns Scored	2, six times, last A. Foster at DET	3, J. Nelson vs. GB
Points Scored	17, S. Graham vs. IND	18, J. Nelson vs. GB

HOUSTON TEXANS RECORD WHEN...

Category	2012 Season W-L	All-Time W-L	Kubiak Era W-L
Texans at Reliant Stadium	6-2	45-43	35-21
Texans on the road	6-2	32-56	24-32
Texans on grass	10-2	70-70	53-36
Texans on artificial turf	2-2	7-29	6-17
Texans in a dome	1-0	2-11	2-5
Reliant Stadium roof open	0-0	23-18	15-6
Reliant Stadium roof closed	6-2	22-25	20-15
Texans score first	8-1	52-34	41-22
Opponent scores first	4-3	26-63	17-32
Texans score on first possession	6-2	31-25	26-19
Texans score 20+ points	11-1	62-36	50-24
Texans score less than 20 points	1-3	15-63	9-29
Texans allow 20+ points	3-4	22-88	18-51
Texans allow less than 20 points	9-0	55-11	41-2
Texans lead after 1st quarter	8-0	43-23	36-17
Texans trail after 1st quarter	2-4	19-60	13-30
Score tied after 1st quarter	2-0	15-16	9-7
Texans lead at halftime	10-0	51-22	42-13
Texans trail at halftime	1-4	19-71	11-38
Score tied at halftime	1-0	7-6	5-3
Texans lead after 3rd quarter	10-0	57-17	44-12
Texans trail after 3rd quarter	1-4	11-71	8-38
Score tied after 3rd quarter	1-0	9-11	6-4
Game goes to overtime	2-0	3-7	3-3
Texans have + turnover ratio	9-0	49-14	36-7
Texans have - turnover ratio	2-3	14-64	13-35
Turnover ratio even	1-1	14-21	10-11
Texans have 30:00+ TOP	12-1	63-30	50-19
Texans have less than 30:00 TOP	0-3	14-69	9-34
Matt Schaub starts at QB	12-4	44-36	44-36
Texans have 100-yard rusher	7-0	29-17	25-9
Texans have 300 net passing yards	1-0	9-15	9-13
Texans have 1 100-yard receiver	5-1	29-27	26-18
Texans have 2 100-yard receivers	0-0	2-4	2-2
Andre Johnson has 100+ yards receiving	5-1	24-20	22-13
Texans win coin toss	7-2	42-56	32-26
Texans lose coin toss	5-2	35-43	27-27
Texans wearing Blue jerseys	5-2	30-31	25-17
Texans wearing White jerseys	6-2	38-63	28-33
Texans wearing Red jerseys	1-0	9-5	6-3
Texans wearing All-White	1-0	4-4	4-4
Texans wearing All-Blue	1-0	3-4	3-4
Texans wearing All-Red	0-0	2-2	2-2
In September	4-0	15-21	11-12
In October	2-1	21-21	16-11
In November	4-0	18-26	13-14
In December	2-3	21-28	17-15
In January	0-0	2-3	2-1
On Sunday Night	1-1	2-4	1-1
On Thursday Night	0-0	1-2	1-2
On Monday Night	1-1	2-4	2-4
Kickoff is 12:00 CT	8-2	59-72	44-40
Kickoff is 3:00/3:05/3:15 CT	1-0	15-12	9-5
Kickoff is in Prime Time	2-2	5-10	4-7
vs. AFC South overall	5-1	25-41	19-23
vs. AFC South at home	3-0	16-17	13-8
vs. AFC South on the road	2-1	9-24	6-15
vs. AFC	10-2	56-73	45-39
vs. AFC North	1-0	10-13	8-5
vs. AFC East	3-1	12-11	9-6
vs. AFC West	1-0	10-10	8-5
vs. NFC	2-2	20-24	14-14
vs. NFC East	0-0	3-9	1-7
vs. NFC South	0-0	7-5	5-3
vs. NFC North	2-2	6-6	5-3
vs. NFC West	0-0	4-4	3-1

SEASON TOTALS

AFC Divisional • Houston Texans at New England Patriots • Sunday, Jan. 13, 2013

TEXANS SEASON TOTALS

	1st Downs				Total Offense								INTs by Hou.				Punts		Punt Returns					KO Returns				Pen		Fum		Scoring						Time
	T	R	Pa	Pe	Yd	Ru	At	Pa	Sk-Yd	A	C	I	N	Yd	Lg	Td	N	Avg	N	Yd	FC	Lg	TD	N	Yd	Lg	TD	N	Yd	N	Lt	R	P	Rt	PAT	FG	S	Pos
vs. MIA	19	3	15	1	337	83	35	254	2-12	31	20	0	3	40	36	0	5	43.6	1	14	2	14	0	3	47	19	0	4	35	0	0	2	1	0	3	3	0	34:44
at JAX	28	16	11	1	411	216	48	195	0-0	35	26	0	0	0	0	0	6	49.8	6	77	2	36	0	2	58	30	0	10	64	1	0	3	0	0	3	2	0	43:17
at DEN	23	7	13	3	436	152	34	284	1-6	30	17	1	0	0	0	0	5	54.2	4	19	1	13	0	1	0	0	0	9	69	1	1	0	4	0	4	1	0	31:40
vs. TEN	16	5	11	0	297	95	31	202	0-0	28	20	0	2	118	63	2	6	43.2	4	34	0	11	0	2	56	28	0	1	3	0	0	1	2	2	5	1	0	32:26
at NYJ	18	8	10	0	378	169	35	209	0-0	28	14	1	2	90	86	0	6	40.2	1	3	1	3	0	3	33	14	0	7	50	0	0	1	1	0	2	3	0	35:16
vs. GB	23	6	16	1	321	90	28	231	3-24	38	22	3	0	0	0	0	4	51.5	1	19	2	19	0	3	65	31	0	7	69	1	0	2	0	1	3	1	0	32:01
vs. BAL	27	11	13	3	420	181	37	239	2-17	37	23	0	2	52	52	1	5	48.0	4	9	0	7	0	1	17	17	0	5	60	1	0	2	2	1	5	2	1	38:16
vs. BUF	21	8	13	0	374	118	32	256	2-12	27	19	0	0	0	0	0	5	49.4	2	34	1	26	0	4	62	28	0	7	42	0	0	1	2	0	3	0	0	34:03
at CHI	13	6	6	1	215	127	35	88	1-7	26	14	2	2	5	4	0	8	44.6	0	0	1	0	0	3	66	23	0	3	35	0	0	0	1	0	1	2	0	31:08
vs. JAX	39	10	26	3	653	149	35	504	2-23	55	43	2	0	0	0	0	3	37.0	2	76	2	71	0	5	162	54	0	2	20	2	1	0	5	0	5	3	0	41:40
at DET	26	10	15	1	501	205	28	296	2-19	48	29	1	0	0	0	0	6	47.5	3	10	1	7	0	5	121	30	0	8	65	1	0	3	1	0	4	2	0	35:38
at TEN	16	5	11	0	332	125	35	207	0-0	35	21	0	3	27	22	0	10	48.8	4	67	0	42	0	1	14	14	0	11	97	1	0	1	2	0	3	1	0	33:48
at NE	19	7	10	2	323	100	27	223	2-24	36	21	1	1	1	1	0	7	49.3	2	1	1	1	0	2	39	27	0	7	70	1	0	2	0	0	2	0	0	29:11
vs. IND	23	8	13	2	417	178	32	239	3-22	31	23	0	0	0	0	0	3	42.3	2	12	1	12	0	1	18	18	0	9	69	0	0	0	1	1	2	5	0	33:06
vs. MIN	11	1	8	2	187	34	16	153	4-25	33	18	0	0	0	0	0	7	50.4	2	16	1	11	0	4	84	24	0	9	60	3	2	0	0	0	0	2	0	25:14
at IND	19	3	14	2	352	102	20	250	4-25	36	24	2	0	0	0	0	2	50.5	1	23	0	23	0	4	111	38	0	9	64	0	0	1	0	0	1	3	0	28:51
Totals	341	114	205	22	5,953	2,123	508	3,830	28-216	554	354	13	15	333	86	3	88	47.2	38	414	16	71	0	44	953	54	0	108	873	12	4	19	22	5	45	31	1	32:53
Opp	292	94	167	31	5,172	1,560	390	3,612	44-269	581	308	15	13	136	26	0	90	45.2	48	483	15	72t	1	62	1,595	101t	2	90	863	23	14	5	29	4	38	21	1	27:07

OPPONENTS SEASON TOTALS

	1st Downs				Total Offense								INTs by Opp.				Punts		Punt Returns					KO Returns				Pen		Fum		Scoring						Time
	T	R	Pa	Pe	Yd	Ru	At	Pa	Sk-Yd	A	C	I	N	Yd	Lg	Td	N	Avg	N	Yd	FC	Lg	TD	N	Yd	Lg	TD	N	Yd	N	Lt	R	P	Rt	PAT	FG	S	Pos
vs. MIA	15	6	7	2	275	76	20	199	3-23	36	20	3	0	0	0	0	3	44.3	2	76	1	72	1	6	155	32	0	7	78	3	1	0	0	1	1	1	0	25:16
at JAX	9	3	4	2	117	65	14	52	3-24	21	9	0	0	0	0	0	9	52.2	3	32	0	18	0	3	79	38	0	8	71	1	1	0	1	0	1	0	0	16:43
at DEN	24	5	14	5	375	59	21	316	3-14	52	26	0	1	7	7	0	8	47.4	4	29	0	13	0	4	84	25	0	7	75	1	1	0	2	0	2	3	1	28:20
vs. TEN	17	8	9	0	325	158	29	167	4-26	27	17	2	0	0	0	0	7	46.6	3	9	2	10	0	5	107	23	0	7	73	2	1	0	2	0	2	0	0	27:34
at NYJ	15	5	10	0	286	69	23	217	3-13	32	14	2	1	0	0	0	6	44.2	0	0	3	0	0	5	160	100t	1	5	25	2	0	0	1	1	2	1	0	24:44
vs. GB	25	5	16	4	427	99	31	328	2-10	37	24	0	3	37	20	0	4	34.2	3	23	0	16	0	3	86	46	0	4	51	0	0	0	6	0	6	0	0	27:59
vs. BAL	12	4	6	2	176	55	12	121	4-26	43	21	2	0	0	0	0	5	50.6	1	1	1	1	0	7	201	47	0	5	56	1	0	0	1	0	1	2	0	21:44
vs. BUF	17	4	13	0	308	78	16	230	3-9	38	25	0	0	0	0	0	5	49.4	4	37	0	20	0	4	52	22	0	3	15	1	1	0	0	0	0	3	0	25:57
at CHI	8	4	4	0	249	115	23	134	0-0	33	18	2	2	10	10	0	5	38.8	3	31	1	24	0	3	53	20	0	5	49	2	2	0	0	0	0	2	0	28:52
vs. JAX	17	4	12	1	458	86	29	372	2-6	35	18	0	2	35	17	0	5	48.4	2	11	1	6	0	6	149	29	0	6	54	1	1	0	4	0	4	3	0	31:19
at DET	29	8	21	0	525	106	23	419	3-22	61	31	0	1	2	2	0	8	37.4	4	32	1	16	0	3	71	38	0	7	70	2	1	2	2	0	4	1	0	37:01
at TEN	17	2	12	3	354	89	17	265	6-44	45	21	3	0	0	0	0	6	50.5	6	65	2	16	0	2	56	35	0	4	35	3	3	0	1	0	1	1	0	26:12
at NE	27	9	15	3	419	130	33	289	1-7	36	21	1	1	19	19	0	5	48.0	4	50	2	31	0	1	7	7	0	6	56	2	0	1	4	1	6	0	0	30:49
vs. IND	19	8	7	4	272	124	25	148	5-38	27	13	0	0	0	0	0	6	40.3	2	18	0	15	0	4	111	39	0	8	79	1	1	0	2	0	2	1	0	26:54
vs. MIN	22	11	8	3	345	174	42	171	1-3	30	16	0	0	0	0	0	4	45.5	6	50	1	19	0	2	54	27	0	5	52	1	1	1	1	0	2	3	0	34:46
at IND	19	8	9	2	265	81	33	184	1-7	28	14	0	0	0	0	0	5	42.0	2	19	0	19	0	4	170	101	1	3	24	0	0	1	2	1	4	0	0	31:09
Totals	292	94	167	31	5,172	1,560	390	3,612	44-269	581	308	15	13	136	26	0	90	45.2	48	483	15	72t	1	62	1,595	101t	2	90	863	23	14	5	29	4	38	21	1	27:07
Texans	341	114	205	22	5,953	2,123	508	3,830	28-216	554	354	13	15	333	86	3	88	47.2	38	414	16	71	0	44	953	54	0	108	873	12	4	19	22	5	45	31	1	32:53

SCORING

	Texans						Opponents					
	1st	2nd	3rd	4th	OT	Total	1st	2nd	3rd	4th	OT	Total
9-9 vs. MIA	0	24	3	3	0	30	3	0	7	0	0	10
9-16 at JAX	10	7	7	3	0	27	0	0	7	0	0	7
9-23 at DEN	7	14	10	0	0	31	5	6	0	14	0	25
9-30 vs. TEN	14	0	14	10	0	38	0	7	0	7	0	14
10-8 at NYJ	7	10	6	0	0	23	7	0	7	3	0	17
10-14 vs. GB	0	10	7	7	0	24	14	7	7	14	0	42
10-21 vs. BAL	9	20	7	7	0	43	3	0	7	3	0	13
11-4 vs. BUF	7	0	7	7	0	21	0	6	3	0	0	9
11-11 at CHI	3	7	0	3	0	13	0	3	3	0	0	6
11-18 vs. JAX	7	10	3	14	9	43	7	10	10	7	3	37
11-22 at DET	0	14	10	7	3	34	7	14	3	7	0	31
12-2 at TEN	14	7	3	0	0	24	3	0	7	0	0	10
12-10 at NE	0	0	7	7	0	14	14	7	7	14	0	42
12-16 vs. IND	10	10	3	6	0	29	0	10	7	0	0	17
12-23 vs. MIN	3	0	3	0	0	6	7	6	3	7	0	23
12-30 at IND	3	3	10	0	0	16	7	7	7	7	0	28
Totals	94	136	100	74	12	416	77	83	85	83	3	331

RED ZONE

	Texans					Opponents				
	Poss.	Pts.	TD	FG	TD%	Poss.	Pts.	TD	FG	TD%
9-9 vs. MIA	6	30	3	3	50.0	3	3	0	1	0.0
9-16 at JAX	6	27	3	2	50.0	1	7	1	0	100.0
9-23 at DEN	3	17	2	1	67.0	3	13	1	2	33.0
9-30 vs. TEN	3	17	2	1	67.0	2	14	2	0	100.0
10-8 at NYJ	3	13	1	2	33.0	2	3	0	1	0.0
10-14 vs. GB	2	14	2	0	100.0	3	21	3	0	100.0
10-21 vs. BAL	5	27	3	2	60.0	2	10	1	1	50.0
11-4 vs. BUF	3	14	2	0	67.0	3	6	0	2	0.0
11-11 at CHI	2	10	1	1	50.0	1	3	0	1	0.0
11-18 vs. JAX	7	34	4	2	57.0	3	17	2	1	67.0
11-22 at DET	4	24	3	1	75.0	2	14	2	0	100.0
12-2 at TEN	2	14	2	0	100.0	2	3	0	1	0.0
12-10 at NE	2	14	2	0	100.0	3	21	3	0	100.0
12-16 vs. IND	5	19	1	4	20.0	3	10	1	1	33.0
12-23 vs. MIN	1	3	0	1	0.0	4	17	2	1	67.0
12-30 at IND	3	13	1	2	33.0	3	14	2	0	67.0
Totals	57	290	32	22	56.1	40	176	20	12	50.0

DRIVE ENGINEERING/DOWN EFFICIENCY/TURNOVERS

AFC Divisional • Houston Texans at New England Patriots • Sunday, Jan. 13, 2013

TEXANS DRIVE ENGINEERING

	No. of Drives	TD	Miss FG	FG	Punt	Fum.	INT	Dwns	Safety	End Half	End Game	Pts.	Pts./ Drive
9-9 vs. MIA	13	3	1	3	5	0	0	0	0	0	1	30	2.31
9-16 at JAX	12	3	0	2	6	0	0	0	0	0	1	27	2.25
9-23 at DEN	14	4	0	1	5	1	1	0	1	1	0	31	2.21
9-30 vs. TEN	11	3	0	1	6	0	0	0	0	0	1	38	3.45
10-8 at NYJ	12	2	0	3	6	0	1	0	0	0	0	23	1.92
10-14 vs. GB	12	2	0	1	4	0	3	0	0	1	1	24	2.00
10-21 vs. BAL	12	4	0	2	5	0	0	0	0	0	1	43	3.58
11-4 vs. BUF	11	3	1	0	5	0	0	1	0	1	0	21	1.91
11-11 at CHI	14	1	0	2	8	0	2	0	0	0	1	13	0.93
11-18 vs. JAX	16	5	2	3	3	1	2	0	0	0	0	43	2.69
11-22 at DET	16	4	1	2	6	0	1	0	0	2	0	34	2.13
12-2 at TEN	15	3	0	1	10	0	0	0	0	0	1	24	1.60
12-10 at NE	13	2	0	0	7	0	1	2	0	1	0	14	1.08
12-16 vs. IND	10	1	1	5	3	0	0	0	0	0	0	29	2.90
12-23 vs. MIN	12	0	0	2	7	2	0	0	0	0	1	6	0.50
12-30 at IND	10	1	1	3	2	0	2	0	0	1	0	16	1.60
TOTALS	203	41	7	31	88	4	13	3	1	7	8	416	2.05

OPPONENTS DRIVE ENGINEERING

	No. of Drives	TD	Miss FG	FG	Punt	Fum.	INT	Dwns	Safety	End Half	End Game	Pts.	Pts./ Drive
9-9 vs. MIA	12	0	0	1	3	1	3	3	0	1	0	10	0.83
9-16 at JAX	12	1	0	0	9	1	0	0	0	1	0	7	0.58
9-23 at DEN	14	2	0	3	8	1	0	0	0	0	0	25	1.79
9-30 vs. TEN	13	2	0	0	7	1	2	0	0	1	0	14	1.08
10-8 at NYJ	11	1	0	1	6	0	2	0	0	0	1	17	1.55
10-14 vs. GB	12	6	0	0	4	0	0	1	0	0	0	42	3.50
10-21 vs. BAL	13	1	0	2	5	0	2	1	1	1	0	13	1.00
11-4 vs. BUF	11	0	1	3	5	1	0	0	0	0	1	9	0.82
11-11 at CHI	14	0	1	2	5	2	2	1	0	1	0	6	0.43
11-18 vs. JAX	14	4	0	3	5	1	0	1	0	0	0	37	2.64
11-22 at DET	15	4	1	1	8	1	0	0	0	0	0	31	2.07
12-2 at TEN	15	1	0	1	6	3	3	1	0	0	0	10	0.67
12-10 at NE	13	6	0	0	5	0	1	0	0	0	1	42	3.23
12-16 vs. IND	11	2	0	1	6	1	0	0	0	0	1	17	1.55
12-23 vs. MIN	12	2	0	3	4	1	0	1	0	1	0	23	1.92
12-30 at IND	10	4	0	0	5	0	0	0	0	0	1	28	2.80
TOTALS	202	36	3	21	91	14	15	9	1	6	5	331	1.64

TEXANS THIRD AND FOURTH DOWN EFFICIENCY

Third and:	1	2	3	4	5	6	7	8	9	10+	Total	4th
9-9 vs. MIA	0-2	1-3	0-0	3-3	2-2	0-0	0-0	0-0	0-0	1-6	7-17	0-0
9-16 at JAX	4-6	2-3	1-2	1-1	0-0	0-0	0-0	0-1	0-1	0-3	8-17	1-1
9-23 at DEN	1-1	1-1	1-2	1-1	1-1	0-1	0-1	1-1	0-2	1-3	7-14	0-0
9-30 vs. TEN	3-5	1-1	0-0	0-1	1-2	0-1	1-2	0-0	0-0	0-2	6-14	1-1
10-8 at NYJ	1-2	1-2	1-1	0-0	0-2	1-1	1-2	0-0	0-0	1-5	6-15	0-0
10-14 vs. GB	0-0	1-1	1-1	1-1	0-0	0-2	1-1	0-0	1-1	0-5	5-12	0-0
10-21 vs. BAL	4-4	1-1	1-2	1-1	0-1	0-0	0-1	0-1	0-0	1-4	8-15	0-0
11-4 vs. BUF	0-0	1-2	0-0	2-3	0-2	0-1	0-0	0-0	0-0	1-3	4-11	0-1
11-11 at CHI	1-1	0-0	0-0	0-1	1-2	0-0	1-2	0-0	0-3	0-5	3-14	0-0
11-18 vs. JAX	4-5	1-1	0-2	0-0	0-1	0-1	0-0	0-0	0-0	0-1	4-11	0-0
11-22 at DET	0-0	1-1	0-0	0-1	1-1	1-3	1-1	1-2	0-0	1-5	6-15	1-1
12-2 at TEN	0-0	0-1	1-2	0-1	1-2	1-1	0-3	2-2	0-1	0-4	4-17	1-1
12-10 at NE	2-3	0-0	0-1	0-1	0-1	1-2	0-0	0-0	0-1	1-5	4-14	0-2
12-16 vs. IND	1-1	0-0	1-1	0-1	1-1	0-1	0-0	0-0	1-1	1-7	5-13	0-0
12-23 vs. MIN	0-2	0-0	0-1	0-0	0-0	0-1	0-0	1-2	0-1	0-4	1-11	0-0
12-30 at IND	1-2	0-1	0-0	1-2	1-1	0-0	0-1	0-0	0-1	2-3	5-11	0-0
TOTALS	22-34	11-18	7-14	10-18	9-18	4-15	5-14	5-9	2-12	10-58	83-221	4-7

FIRST DOWNS EARNED

NAME	RUSH	PASS (3rd or 4th Down)	REC	PEN	TOTAL
Matt Schaub*		202 (56)			202 (56)
Andre Johnson			79 (17)		79 (17)
Arian Foster	78 (14)		10 (5)		68 (15)
Owen Daniels			37 (14)		37 (14)
Lestar Jean			5 (4)		5 (4)
James Casey	1		18 (4)		19 (5)
Kevin Walter			27 (7)		27 (4)
Ben Tate	17 (2)		2		14 (2)
Justin Forsett	14 (4)		2		13 (4)
Garrett Graham			16 (2)		15 (2)
Keshawn Martin	3		6 (2)		9 (2)
DeVier Posey			3 (2)		
T.J. Yates	1 1	3			2
Penalty				22 (9)	22 (8)
TOTALS	114 (20)	205 (57)	205 (57)	22 (9)	512 (133)

*** Note: One first down awarded to passer and receiver on passes**

FUMBLES

	Total	Lost	Players
9-9 vs. MIA	0	0	None
9-16 at JAX	1	0	T. Holliday
9-23 at DEN	1	1	B. Tate
9-30 vs. TEN	0	0	None
10-8 at NYJ	0	0	None
10-14 vs. GB	1	0	M. Schaub
10-21 vs. BAL	1	0	K. Martin
11-4 vs. BUF	0	0	None
11-11 at CHI	0	0	None
11-18 vs. JAX	2	1	M. Schaub and A. Foster
11-22 at DET	1	0	M. Schaub
12-2 at TEN	1	0	A. Foster
12-10 at NE	1	0	M. Schaub
12-16 vs. IND	0	0	None
12-23 vs. MIN	3	2	T. Yates and A. Foster
12-30 at IND	0	0	None
Totals	12	4	

INTERCEPTIONS THROWN

	Int.	Yards	Players
9-9 vs. MIA	0	0	None
9-16 at JAX	0	0	None
9-23 at DEN	1	7	M. Schaub
9-30 vs. TEN	0	0	None
10-8 at NYJ	1	0	M. Schaub
10-14 vs. GB	3	37	2 M. Schaub, 1 T.J. Yates
10-21 vs. BAL	0	0	None
11-4 vs. BUF	0	0	None
11-11 at CHI	2	10	M. Schaub
11-18 vs. JAX	2	35	M. Schaub
11-22 at DET	1	2	M. Schaub
12-2 at TEN	0	0	None
12-10 at NE	1	19	M. Schaub
12-16 vs. IND	0	0	None
12-23 vs. MIN	0	0	None
12-30 at IND	2	26	M. Schaub
Totals	13	136	

TURNOVERS/SACKS/TAKEAWAYS

AFC Divisional • Houston Texans at New England Patriots • Sunday, Jan. 13, 2013

TURNOVERS

	Defensive Takeaways				Offensive Giveaways				Special Teams		Game
	Fum.	Int.	Total	Pts Off	Fum.	Int.	Total	Pts Off	Give	Take	Net
9-9 vs. MIA	1	3	4	24	0	0	0	0	0	0	+4
9-16 at JAX	1	0	1	0	0	0	0	0	0	0	+1
9-23 at DEN	1	0	1	0	1	1	2	17	0	0	-1
9-30 vs. TEN	1	2	3	17	0	0	0	0	0	0	+3
10-8 at NYJ	0	2	2	3	0	1	1	7	0	0	+1
10-14 vs. GB	0	0	0	0	0	3	3	7	0	0	-3
10-21 vs. BAL	0	2	2	10	0	0	0	0	0	0	+2
11-4 vs. BUF	1	0	1	0	0	0	0	0	0	0	+1
11-11 at CHI	2	2	4	3	0	2	2	3	0	0	+2
11-18 vs. JAX	1	0	1	0	1	2	3	14	0	0	-2
11-22 at DET	1	0	1	0	0	1	1	0	0	0	0
12-2 at TEN	3	3	6	10	0	0	0	0	0	0	+6
12-10 at NE	0	1	1	7	0	1	1	7	0	0	0
12-16 vs. IND	1	0	1	0	0	0	0	0	0	0	+1
12-23 vs. MIN	1	0	1	0	2	0	2	3	0	0	-1
12-30 at IND	0	0	0	0	0	2	2	7	0	0	-2
Totals	14	15	29	74	4	13	17	65	0	0	+12

QUARTERBACK SACKS

Rk	Player	Sacks	Yards
1	J.J. Watt	20.5	138.5
2	Antonio Smith	7.0	51.0
3	Whitney Mercilus	6.0	17.0
3	Connor Barwin	3.0	15.0
4	Brooks Reed	2.5	11.5
5	Tim Jamison	1.0	12.0
6	Glover Quin	1.0	8.0
	Barrett Ruud	1.0	8.0
7	Danieal Manning	1.0	0.0
8	Bradie James	0.5	4.0
	Brice McCain	0.5	4.0
	Totals	44.0	269.0

HITS ON OPPOSING QUARTERBACKS

Rk	Player	QB Hits
1	J.J. Watt	43
2	Connor Barwin	16
	Antonio Smith	16
3	Brooks Reed	6
4	Whitney Mercilus	5
5	Bradie James	3
	Tim Dobbins	3
	Darryl Sharpton	3
6	Jared Crick	2
7	Brice McCain	2
8	Brian Cushing	1
9	Tim Jamison	1
10	Glover Quin	1
11	Earl Mitchell	1
12	Danieal Manning	1
13	Barrett Ruud	1
14	Team	1
	Totals	106

TEXANS TAKEAWAY RESULTS

TEXANS TAKEAWAYS:

29 Total Takeaways (15 INT, 14 FR)
- 3 INT, 1 FUM resulted in 24 points (3 TD, FG) for Houston vs. MIA on 9/9
- 1 FUM resulted in 0 points for Houston at JAX on 9/16
- 1 FUM resulted in 0 points for Houston at DEN on 9/13
- 2 INT, 1 FUM resulted in 17 points (2 TD, FG) for Houston vs. TEN on 9/30
- 2 INT resulted in 3 points (1 FG) for Houston at NYJ on 10/8
- 2 INT resulted in 10 points (1 TD, 1 FG) for Houston vs. BAL on 10/21
- 1 FUM resulted in 0 points for Houston vs. BUF on 11/4
- 2 INT, 2 FUM resulted in 3 points for Houston at CHI on 11/11
- 1 FUM resulted in 0 points for Houston vs. JAX on 11/18
- 1 FUM resulted in 0 points for Houston at DET on 11/22
- 3 INT, 3 FUM resulted in 10 points for Houston at TEN on 12/2
- 1 INT resulted in 7 points for Houston at NE on 12/10
- 1 FUM resulted in 0 points for Houston vs. IND on 12/16
- 1 FUM resulted in 0 points for Houston vs. MIN on 12/23

16 First half takeaways (10 INT, 6 FR)
- 3 INT, 1 FUM resulted in 24 points (3 TD, FG) for Houston vs. MIA on 9/9
- 1 INT resulted in 3 points (1 FG) for Houston at NYJ on 10/8
- 2 INT resulted in 10 points (1 TD, 1 FG) for Houston vs. BAL on 10/21
- 2 INT, 2 FUM resulted in 3 points for Houston at CHI on 11/11
- 1 FUM resulted in 0 points for Houston vs. JAX on 11/18
- 2 INT, 1 FUM resulted in 7 points for Houston at TEN on 12/2
- 1 FUM resulted in 0 points for Houston vs. IND on 12/16

3 First quarter takeaways (0 INT, 3 FR)
- 2 FUM resulted in 3 points for Houston at CHI on 11/11
- 1 FUM resulted in 0 points for Houston vs. JAX on 11/18

13 Second quarter takeaways (10 INT,3 FR)
- 3 INT, 1 FUM resulted in 24 points (3 TD, FG) for Houston vs. MIA on 9/9
- 1 INT resulted in 3 points (1 FG) for Houston at NYJ on 10/8
- 2 INT resulted in 10 points (1 TD, 1 FG) for Houston vs. BAL on 10/21
- 2 INT resulted in 0 points for Houston at CHI on 11/11
- 2 INT, 1 FUM resulted in 7 points for Houston at TEN on 12/2
- 1 FUM resulted in 0 points for Houston vs. IND on 12/16

13 Second half takeaways (5 INT, 8 FR)
- 1 FUM resulted in 0 points for Houston at JAX on 9/16
- 1 FUM resulted in 0 points for Houston at DEN on 9/13
- 2 INT, 1 FUM resulted in 17 points (2 TD, FG) for Houston vs. TEN on 9/30
- 1 INT resulted in 0 points for Houston at NYJ on 10/8
- 1 FUM resulted in 0 points for Houston vs. BUF on 11/4
- 1 FUM resulted in 0 points for Houston at DET on 11/22
- 2 FUM, 1 INT resulted in 3 points for Houston at TEN on 12/2
- 1 INT resulted in 7 points for Houston at NE on 12/10
- 1 FUM resulted in 0 points for Houston vs. MIN on 12/23

3 Third quarter takeaways (1 INT, 2 FR)
- 1 INT resulted in 7 points for Houston vs. TEN on 9/30
- 1 FUM resulted in 3 points for Houston at TEN on 12/2
- 1 FUM resulted in 0 points for Houston vs. MIN on 12/23

9 Fourth quarter takeaways (4 INT, 5 FR)
- 1 FUM resulted in 0 points for Houston at JAX on 9/16
- 1 FUM resulted in 0 points for Houston at DEN on 9/13
- 1 INT, 1 FUM resulted in 10 points (TD, FG) for Houston vs. TEN on 9/30
- 1 INT resulted in 0 points for Houston at NYJ on 10/8
- 1 FUM resulted in 0 points for Houston vs. BUF on 11/4
- 1 FUM, 1 INT resulted in 0 points for Houston at TEN on 12/2
- 1 INT resulted in 7 points for Houston at NE on 12/10

1 Overtime takeaway (0 INT, 1 FR)
- 1 FUM resulted in 0 points for Houston at DET on 11/22

DEFENSIVE INTERCEPTIONS

Rk	Player	Int	Yards	Long
1	Kareem Jackson	4	71	63t
2t	Johnathan Joseph	2	88	52t
2t	Danieal Manning	2	59	55t
2t	Glover Quin	2	22	22
3t	Brice McCain	1	86	86
3t	Tim Dobbins	1	7	7
3t	Brian Cushing	1	1	1
3t	Shiloh Keo	1	1	1
3t	Darryl Sharpton	1	-2	-2
	Totals	15	333	86

TEXANS TURNOVER RESULTS

TEXANS TURNOVERS:

17 Total Giveaways (13 INT, 4 FUM)
- 1 INT, 1 FUM resulted in 10 points for Denver at DEN on 9/23
- 1 INT resulted in 7 points for New York at NYJ on 10/8
- 3 INT resulted in 7 points for Green Bay vs. GB on 10/14
- 2 INT resulted in 3 points for Chicago at CHI on 11/11
- 2 INT, 1 FUM resulted in 14 points for Jacksonville vs. JAX on 11/18
- 1 INT resulted in 0 points for Detroit at DET on 11/22
- 1 INT resulted in 7 points for New England at NE on 12/10
- 2 FUM resulted in 3 points for Minnesota vs. MIN on 12/23
- 2 INT resulted in 7 points for Indianapolis at IND on 12/30

7 First half giveaways (6 INT, 1 FUM)
- 1 INT resulted in 3 points for Denver at DEN on 9/23
- 1 INT resulted in 7 points for New York at NYJ on 10/8
- 2 INT resulted in 3 points for Chicago at CHI on 11/11
- 1 INT resulted in 7 points for New England at NE on 12/10
- 1 FUM resulted in 3 points for Minnesota vs. MIN on 12/23
- 1 INT resulted in 7 points for Indianapolis at IND on 12/30

3 First quarter giveaways (3 INT, 0 FUM)
- 1 INT resulted in 7 points for New York at NYJ on 10/8
- 1 INT resulted in 0 points for Chicago at CHI on 11/11
- 1 INT resulted in 7 points for New England at NE on 12/10

4 Second quarter giveaways (3 INT, 1 FUM)
- 1 INT resulted in 3 points for Denver at DEN on 9/23
- 1 INT resulted in 3 points for Chicago at CHI on 11/11
- 1 FUM resulted in 3 points for Minnesota vs. MIN on 12/23
- 1 INT resulted in 7 points for Indianapolis at IND on 12/30

10 Second half giveaways (1 INT, 3 FUM)
- 1 FUM resulted in 7 points for Denver at DEN on 9/23
- 3 INT resulted in 7 points for Green Bay vs. GB on 10/14
- 2 INT, 1 FUM resulted in 14 points for Jacksonville vs. JAX on 11/18
- 1 INT resulted in 0 points for Detroit at DET on 11/22
- 1 FUM resulted in 0 points for Minnesota vs. MIN on 12/23
- 1 INT resulted in 0 points for Indianapolis at IND on 12/30

1 Third quarter giveaway (0 INT, 1 FUM)
- 1 FUM resulted in 7 points for Jacksonville on 11/18

7 Fourth quarter giveaways (5 INT, 2 FUM)
- 1 FUM resulted in 7 points for Denver at DEN on 9/23
- 3 INT resulted in 7 points for Green Bay vs. GB on 10/14
- 1 INT resulted in 7 points for Jacksonville vs. JAX on 11/18
- 1 FUM resulted in 0 points for Minnesota vs. MIN on 12/23
- 1 INT resulted in 0 points for Indianapolis at IND on 12/30

2 Overtime giveaways (2 INT, 0 FUM)
- 1 INT resulted in 0 points for Jacksonville vs. JAX on 11/18
- 1 INT resulted in 0 points for Detroit at DET on 11/22

NFL RANKS

OFFENSE:	AFC			NFL		
	Total	Rush	Pass	Total	Rush	Pass
9-9 vs. MIA	8	10	6	17	19t	16
9-16 at JAX	5	4	10	10	6	21
9-23 at DEN	3	4	10	7	5	17
9-30 vs. TEN	8	5	12	14	9	21
10-8 at NYJ	7	4	12	14	6	20
10-14 vs. GB	7	4	10T	14	6	18T
10-21 vs. BAL	4	4	9	9	6	18
11-4 vs. BUF	4	4	8	12	8	16
11-11 at CHI	6	4	12	15	8	23
11-18 vs. JAX	4	4	6	6	8	12
11-22 at DET	2	2	5	3	5	10
12-2 at TEN	3	3	5	4	6	10
12-10 at NE	3	4	5	6	8	10
12-16 vs. IND	3	1	6	6	5	11
12-23 vs. MIN	3	3	7	8	7	15
12-30 at IND	3	4	5	7	8	11

DEFENSE:	AFC			NFL		
	Total	Rush	Pass	Total	Rush	Pass
9-9 vs. MIA	2	5	3	8	11	9
9-16 at JAX	1	5	1	1	8	1
9-23 at DEN	1	3	1	2	5	4
9-30 vs. TEN	1	5	1	1	11	2
10-8 at NYJ	1	4	2	3	9	4
10-14 vs. GB	2	4	4	6	7	7
10-21 vs. BAL	2	3	2	3	4	5
11-4 vs. BUF	2	1	2	3	2	4
11-11 at CHI	2	2	2	2	3	3
11-18 vs. JAX	2	1	3	4	2	7
11-22 at DET	3	1	6	6	2	17
12-2 at TEN	3	1	7	6	2	19
12-10 at NE	4	1	7	7	2t	19
12-16 vs. IND	4	3	7	7	5	18
12-23 vs. MIN	5	4	7	9	7	16
12-30 at IND	4	4	7	7	7	16

TEAM CAPTAINS/INACTIVES

AFC Divisional • Houston Texans at New England Patriots • Sunday, Jan. 13, 2013

TEAM CAPTAINS

9-9 vs. MIA	WR A. Johnson, LB B. Cushing, LB T. Dobbins, QB M. Schaub, DE A. Smith
9-16 at JAX	WR A. Johnson, LB B. Cushing, LB T. Dobbins, QB M. Schaub, DE A. Smith
9-23 at DEN	WR A. Johnson, LB B. Cushing, QB M. Schaub, DE A. Smith
9-30 vs. TEN	WR A. Johnson, LB B. Cushing, QB M. Schaub, DE A. Smith
10-8 at NYJ	WR A. Johnson, LB B. Cushing, QB M. Schaub, DE A. Smith
10-14 vs. GB	WR A. Johnson, LB T. Dobbins, QB M. Schaub, DE A. Smith
10-21 vs. BAL	WR A. Johnson, LB T. Dobbins, QB M. Schaub, DE A. Smith
11-4 vs. BUF	WR A. Johnson, LB T. Dobbins, QB M. Schaub, DE A. Smith
11-11 at CHI	WR A. Johnson, LB T. Dobbins, QB M. Schaub, DE A. Smith, FS S. Keo, C C. Myers, DE J. Watt
11-18 vs. JAX	WR A. Johnson, LB T. Dobbins, QB M. Schaub, DE A. Smith, FS S. Keo, C C. Myers, DE J. Watt
11-22 at DET	WR A. Johnson, LB T. Dobbins, QB M. Schaub, DE A. Smith, FS S. Keo, C C. Myers, DE J. Watt
12-2 at TEN	WR A. Johnson, LB T. Dobbins, QB M. Schaub, DE A. Smith, FS S. Keo, C C. Myers, DE J. Watt
12-10 at NE	WR A. Johnson, LB T. Dobbins, QB M. Schaub, DE A. Smith, FS S. Keo, C C. Myers, DE J. Watt
12-16 vs. IND	WR A. Johnson, LB T. Dobbins, QB M. Schaub, DE A. Smith, FS S. Keo, C C. Myers, DE J. Watt
12-23 vs. MIN	WR A. Johnson, LB T. Dobbins, QB M. Schaub, DE A. Smith, FS S. Keo, C C. Myers, DE J. Watt
12-30 at IND	WR A. Johnson, LB T. Dobbins, QB M. Schaub, DE A. Smith, FS S. Keo, C C. Myers, DE J. Watt

INACTIVE PLAYERS

9-9 vs. MIA	WR D. Posey, QB J. Beck, CB R. Carmichael, CB B. Harris, LB B. Braman, T A. Gardner, G B. Brooks
9-16 at JAX	WR D. Posey, QB J. Beck, CB R. Carmichael, CB B. Harris, LB B. Braman, T A. Gardner, G B. Brooks
9-23 at DEN	WR D. Posey, QB J. Beck, CB R. Carmichael, CB B. Harris, LB T. Dobbins, T A. Gardner, G B. Brooks
9-30 vs TEN	LB M. Alexander, QB J. Beck, CB R. Carmichael, CB B. Harris, T A. Gardner, G B. Brooks, WR L. Jean
10-8 at NYJ	CB R. Carmichael, CB B. Harris, T A. Gardner, G B. Brooks, WR L. Jean, SS Q. Demps, RB B. Tate
10-14 vs. GB	CB R. Carmichael, CB B. Harris, T A. Gardner, G B. Brooks, S Q. Demps, LB B. Ruud, G C. White
10-21 vs. BAL	CB R. Carmichael, S Q. Demps, LB B. Ruud, G C. White, T A. Gardner, DE D. Hunter, G B. Brooks
11-4 vs. BUF	CB R. Carmichael, G C. White, T A. Gardner, G B. Brooks, CB B. Harris, NT T. McClain, RB B. Tate
11-11 at CHI	G B. Brooks ,CB R. Carmichael, NT S. Cody, TE O. Daniels, SS T. Nolan, RB B. Tate, G C. White
11-18 vs. JAX	G B. Brooks ,CB R. Carmichael, NT S. Cody, T A. Gardner, CB B. Harris, RB B. Tate, G C. White
11-22 at DET	WR D. Posey, CB J. Joseph, RB B. Tate, ILB T. Dobbins, T A. Gardner, G C. White, NT S. Cody
12-2 at TEN	CB A. Ball, G A. Caldwell, ILB B. James, CB J. Joseph, T D. Newton, OLB B. Reed, G C. White
12-10 at NE	CB A. Ball, G A. Caldwell, TE G. Graham, NT T. McClain, RT D. Newton, OLB B. Reed, G C. White
12-16 vs. IND	CB A. Ball, G A. Caldwell, T. A. Gardner, RB J. Grimes, NT T. McClain, OLB B. Reed, G C. White
12-23 vs. MIN	CB A. Ball, G A. Caldwell, T. A. Gardner, SS Q. Demps, NT T. McClain, CB S. Routt, G C. White
12-30 at IND	CB A. Ball, G A. Caldwell, T. A. Gardner, NT T. McClain, OLB B. Reed, CB S. Routt, G C. White

DRIVE CHARTS

AFC Divisional • Houston Texans at New England Patriots • Sunday, Jan. 13, 2013

Game 1 – September 9 vs. Miami

HST Start	Plays	Yards	Last Scrm	Time	Result	MIA Start	Plays	Yards	Last Scrm	Time	Result
HST 10	12	56	MIA 34	4:22	Missed FG	MIA 18	7	33	HST 49	3:28	Punt
HST 5	3	9	HST 14	2:11	Punt	MIA 42	8	37	HST 21	3:58	FG
HST 13	6	45	MIA 42	2:55	Punt	MIA 38	5	21	MIA 49	2:08	Punt
MIA 7	4	-5	MIA 17	1:11	FG	MIA 6	8	41	MIA 47	3:35	INT
HST 46	7	54	MIA 14	2:07	TD	MIA 17	6	44	HST 44	2:12	INT
MIA 27	2	1	MIA 2	0:53	TD	MIA 29	1	0	MIA 29	0:17	INT
MIA 31	3	31	MIA 14	0:21	TD	MIA 30	1	1	MIA 30	0:15	FB
HST 15	3	8	HST 23	1:48	Punt	MIA 39	1	-1	MIA 39	0:07	End of Half
HST 14	11	64	MIA 22	6:42	FG	MIA 26	3	-5	MIA 21	2:09	Punt
HST 27	12	72	MIA 1	6:59	FG	MIA 20	9	64	HST 9	4:06	Downs
HST 6	3	5	HST 11	1:44	Punt	HST 41	6	46	HST 5	2:32	Downs
HST 5	3	1	HST 6	1:47	Punt	MIA 43	4	-4	HST 49	0:29	Downs
MIA 39	3	-4	MIA 42	1:44	End of Game						

Game 2 – September 16 at Jacksonville

HST Start	Plays	Yards	Last Scrm	Time	Result	JAX Start	Plays	Yards	Last Scrm	Time	Result
HST 21	13	66	JAX 13	5:35	FG	JAX 20	6	26	HST 44	3:31	Punt
HST 12	3	8	HST 20	1:24	Punt	JAX 25	3	5	JAX 20	1:38	Punt
JAX 41	6	41	JAX 1	2:37	TD	JAX 21	4	7	JAX 28	1:33	Punt
HST 31	3	9	HST 40	1:46	Punt	JAX 5	3	0	JAX 5	1:33	Punt
HST 42	7	58	JAX 8	3:34	TD	JAX 38	3	6	JAX 44	1:07	Punt
HST 15	6	33	HST 48	2:50	Punt	JAX 20	3	-3	JAX 7	0:38	Punt
HST 33	6	27	JAX 45	1:55	Punt	JAX 20	1	2	JAX 20	0:19	End of Half
HST 18	3	-2	HST11	1:23	Punt	JAX 20	3	5	JAX 25	1:02	Punt
HST 20	17	75	JAX 2	9:14	TD	HST 37	2	37	HST 5	0:51	TD
HST 21	3	12	HST 28	1:35	Punt	JAX 23	3	-1	JAX 22	1:42	Punt
HST 9	10	52	JAX 18	6:15	FG	JAX 38	3	-7	JAX 31	0:38	Punt
JAX 43	8	32	JAX 10	5:09	End of Game	JAX 20	4	38	JAX 45	2:11	Fumble

Game 3 – September 23 at Denver

HST Start	Plays	Yards	Last Scrm	Time	Result	DEN Start	Plays	Yards	Last Scrm	Time	Result
HST 6	1	-6	HST 6	0:06	Safety	DEN 20	4	18	DEN 38	1:34	Punt
HST 20	3	89	HST 40	2:13	Touchdown	DEN 40	10	46	HST 14	4:39	Field Goal
HST 3	14	98	DEN 3	7:11	Touchdown	DEN 20	6	38	HST 42	3:30	Punt
HST 43	2	57	HST 48	0:46	Touchdown	DEN 18	3	4	DEN 22	1:07	Punt
HST 20	3	1	HST 21	0:58	Punt	DEN 20	9	67	HST 5	3:10	Field Goal
HST 16	9	46	DEN 38	2:57	Interception	DEN 43	3	6	DEN 49	1:15	Punt
HST 20	3	4	HST 24	1:06	Punt	DEN 40	5	25	HST 35	0:33	Field Goal
HST 38	7	19	DEN 23	3:45	Field Goal	DEN 32	3	-2	DEN 30	0:58	Punt
HST 27	3	7	HST 34	1:36	Punt	DEN 26	5	2	DEN 23	2:28	Punt
HST 28	5	72	DEN 14	2:19	Touchdown	DEN 20	3	1	DEN 21	1:15	Punt
HST 20	7	25	DEN 48	4:21	Fumble	DEN 11	7	42	HST 47	1:52	Punt
HST 20	3	0	HST 20	1:41	Punt	HST 49	2	49	HST 38	0:31	Touchdown
HST 20	6	24	HST 44	2:40	Punt	DEN 26	16	43	HST 6	5:08	Touchdown
						DEN 14	3	36	DEN 30	0:20	Fumble

Game 4 – September 30 vs. Tennessee

HST Start	Plays	Yards	Last Scrm	Time	Result	TEN Start	Plays	Yards	Last Scrm	Time	Result
HST 23	7	77	TEN 11	3:19	Touchdown	TEN 18	4	18	TEN 36	1:45	Punt
HST 23	3	9	HST 32	1:44	Punt	TEN 9	3	-5	TEN 4	1:56	Punt
TEN 47	10	47	TEN 4	5:59	Touchdown	TEN 17	4	19	TEN 36	1:27	Punt
HST 12	3	1	HST 13	1:27	Punt	TEN 22	7	88	HST 19	4:31	Touchdown
HST 23	7	29	TEN 48	4:28	Punt	TEN 15	3	1	TEN 16	1:29	Punt
HST 45	3	9	TEN 46	1:34	Punt	TEN 7	1	-1	TEN 7	0:21	End of Half
HST 7	3	10	HST 14	2:33	Punt	TEN 28	6	32	HST 40	2:48	Punt
HST 25	7	75	TEN 28	2:37	Touchdown	TEN 32	1	0	TEN 32	0:18	Interception
HST 25	11	39	TEN 36	6:16	Punt	TEN 20	5	26	TEN 26	3:57	Punt
TEN 17	4	3	TEN 14	1:32	Field Goal	TEN 26	5	14	TEN 40	2:11	Punt
HST 20	2	-2	HST 19	0:57	End of Game	TEN 8	6	16	TEN 25	2:10	Fumble
						TEN 20	5	38	HST 42	1:41	Interception
						TEN 21	10	79	HST 11	3:00	Touchdown

Game 5 – October 8 at New York Jets

HST Start	Plays	Yards	Last Scrm	Time	Result	NYJ Start	Plays	Yards	Last Scrm	Time	Result
HST 15	8	85	NYJ 34	3:55	Touchdown	NYJ 13	3	13	NYJ 21	1:12	Punt
HST 37	3	2	HST 34	1:30	Punt	NYJ 28	3	0	NYJ 28	1:02	Punt
HST 38	3	-3	HST 35	1:27	Interception	NYJ 43	4	57	HST 27	1:47	Touchdown
HST 4	4	51	NYJ 45	2:25	Punt	NYJ 15	7	12	NYJ 27	2:46	Punt
HST 33	5	67	NYJ 13	2:45	Touchdown	NYJ 29	7	10	NYJ 39	2:41	Punt
HST 20	8	44	NYJ 46	4:09	Punt	NYJ 7	10	81	HST 12	4:07	Interception
NYJ 9	3	0	NYJ 9	0:14	Field Goal	NYJ 25	3	13	NYJ 33	2:27	Punt
HST 6	14	70	NYJ 24	7:42	Field Goal		0	0		0:13	Touchdown
NYJ 46	8	42	NYJ 4	4:25	Field Goal	NYJ 28	8	74	HST 3	3:18	Field Goal
HST 11	3	4	HST 10	1:56	Punt	NYJ 42	6	18	HST 40	3:30	Punt
HST 15	4	21	HST 41	3:01	Punt	NYJ 16	7	16	NYJ 32	1:37	Interception
NYJ 42	3	-5	NYJ 47	1:47	Punt	NYJ 9	1	0	NYJ 9	0:04	End of Game

Game 6 – October 14 vs. Green Bay Packers

HST Start	Plays	Yards	Last Scrm	Time	Result	GB Start	Plays	Yards	Last Scrm	Time	Result
HST 19	3	8	HST 27	1:22	Punt	GB 33	7	62	HST 41	2:04	Touchdown
HST 14	4	9	HST 23	1:53	Punt	GB 27	8	31	HST 42	3:02	Punt
HST 3	6	18	HST 17	3:53	Punt	GB 44	6	56	HST 6	2:22	Touchdown
HST 20	9	49	GB 1	5:11	Touchdown	GB 22	7	50	HST 21	3:28	Touchdown
HST 20	8	52	GB 33	4:30	Field Goal	GB 16	6	40	GB 46	2:03	Punt
HST 13	2	3	HST 12	0:12	End of Half	GB 20	16	78	HST 1	6:44	Touchdown
HST 22	5	4	HST 26	2:39	Punt	GB 20	3	9	GB 29	1:32	Punt
HST 35	9	65	GB 1	3:48	Touchdown	GB 43	3	57	HST 48	0:31	Touchdown
HST 20	2	0	HST 20	0:12	Interception	HST 27	4	27	HST 18	2:18	Touchdown
HST 20	13	60	GB 20	5:05	Interception	GB 13	3	1	GB 14	1:41	Blocked Punt
HST 11	6	27	HST 38	1:23	Interception	GB 46	3	7	HST 47	0:27	Punt
HST 27	3	24	HST 34	1:53	End of Game	HST 36	4	9	HST 28	1:47	Downs

Game 7 – October 21 vs. Baltimore Ravens

HST Start	Plays	Yards	Last Scrm	Time	Result	BAL Start	Plays	Yards	Last Scrm	Time	Result
HST 20	3	7	HST 27	1:22	Punt	BLT 22	8	45	HST 33	2:41	Field Goal
HST 20	3	5	HST 25	1:32	Punt	BLT 25	3	7	BLT 32	0:39	Punt
HST 22	5	13	HST 35	2:32	Punt	BLT 3	3	-3	BLT 7	1:25	Safety
HST 33	8	62	BLT 25	4:19	Touchdown	BLT 42	2	3	BLT 45	0:39	Interception
HST 25	5	31	HST 46	3:23	Punt	BLT 20	3	5	BLT 25	1:14	Punt
HST 42	6	58	BLT 1	3:14	Touchdown	BLT 17	3	7	BLT 24	1:02	Punt
HST 46	8	40	BLT 14	3:28	Field Goal	BLT 10	3	0	BLT10	0:33	Punt
HST 31	12	42	BLT 11	1:03	Field Goal	BLT 44	5	20	HST 36	0:51	Interception
HST 10	3	-2	HST 8	1:24	Punt	BLT 27	3	8	BLT 35	1:40	Punt
HST 20	12	90	BLT 1	7:40	Touchdown	HST 47	5	26	HST 15	1:20	Touchdown
BLT 44	6	44	BLT 2	3:35	Touchdown	BLT 25	14	30	HST 36	5:33	Field Goal
HST 44	7	30	BLT 24	4:44	End of Game	BLT 29	9	28	HST 43	4:04	Downs

Game 8 – November 4 vs. Buffalo Bills

HST Start	Plays	Yards	Last Scrm	Time	Result	BUF Start	Plays	Yards	Last Scrm	Time	Result
HST 26	4	16	HST 32	2:14	Punt	BUF 27	6	17	BUF 44	3:10	Punt
HST 4	8	24	HST 26	4:56	Punt	BUF 26	3	9	BUF 35	2:04	Punt
HST 23	4	77	BUF 39	2:00	Touchdown	BUF 26	8	51	HST 18	5:05	Missed FG
HST 27	7	55	BUF 28	4:09	Missed FG	BUF 36	10	65	HST 4	4:40	Field Goal
HST 26	3	3	HST 29	0:50	Punt	BUF 33	6	47	HST 20	0:47	Field Goal
HST 23	1	-1	HST 23	0:05	End of Half	BUF 26	3	0	BUF 26	0:33	Punt
BUF 43	5	43	BUF 3	2:16	Touchdown	BUF 23	8	56	HST 21	4:30	Field Goal
HST 24	5	27	HST 41	3:09	Punt	BUF 20	3	3	BUF 23	1:37	Punt
HST 32	11	68	BUF 5	6:30	Touchdown	BUF 31	3	2	BUF 33	1:06	Punt
HST 10	11	60	BUF 30	5:48	Downs	BUF 30	7	36	HST 38	1:19	Fumble
HST 32	3	2	HST 34	2:06	Punt	BUF 22	4	22	BUF 41	1:06	End of Game

Game 9 – November 11 at Chicago Bears

HST Start	Plays	Yards	Last Scrm	Time	Result	CHI Start	Plays	Yards	Last Scrm	Time	Result
HST 18	3	5	HST 23	1:34	Punt	CHI 45	1	6	CHI 45	0:16	Fumble
CHI 43	10	41	CHI 2	4:57	Field Goal	CHI 37	6	31	HST 43	3:33	Fumble
HST 27	6	13	HST 40	2:16	Interception	HST 45	3	15	HST 30	1:34	Interception
HST 10	4	19	HST 29	1:36	Interception	HST 38	4	5	HST 33	1:22	Field Goal
HST 21	6	23	HST 44	4:08	Punt	CHI 20	3	7	CHI 27	1:13	Punt
HST 34	7	66	CHI 2	3:17	Touchdown	CHI 49	5	12	HST 39	2:58	Interception
HST 28	3	-6	HST 22	0:25	Punt	CHI 21	4	23	CHI 40	0:51	End of Half
HST 3	3	3	HST 6	1:33	Punt	CHI 23	8	40	HST 37	5:32	Punt
HST 16	3	8	HST 24	1:23	Punt	CHI 38	3	6	CHI 44	1:17	Punt
HST 11	5	20	HST 31	3:15	Punt	CHI 48	6	51	HST 6	3:20	Field Goal
HST 38	3	3	HST 41	0:59	Punt	CHI 38	6	32	HST 30	2:00	Missed Field Goal
HST 47	6	24	CHI 24	3:45	Field Goal	CHI 14	3	10	CHI 15	2:07	Punt
HST 33	3	-2	HST 31	1:00	Punt	CHI 25	3	-1	CHI 24	1:14	Punt
CHI 40	2	-2	CHI 41	1:00	End of Game	CHI 38	4	12	CHI 40	1:35	Downs

Game 10 – November 18 vs. Jacksonville Jaguars

HST Start	Plays	Yards	Last Scrm	Time	Result	JAX Start	Plays	Yards	Last Scrm	Time	Result
HST 16	5	84	JAX 9	2:45	Touchdown	JAX 27	5	29	HST 44	2:27	Fumble
HST 37	3	5	HST 42	1:01	Punt	JAX 24	3	6	JAX 30	1:34	Punt
HST 29	4	3	HST 32	2:45	Punt	JAX 19	4	81	HST 13	1:32	Touchdown
HST 17	6	47	JAX 36	3:09	Punt	JAX 19	4	81	JAX 33	2:16	Touchdown
JAX 48	8	48	JAX 1	4:39	Touchdown	JAX 31	8	44	HST 25	4:59	Field Goal
HST 20	8	56	JAX 24	1:41	Field Goal	JAX 24	3	-3	JAX 21	0:48	Punt
HST 35	4	18	JAX 32	0:24	Missed FG	JAX 20	8	58	HST 22	3:59	Field Goal
HST 33	3	-22	HST 26	1:30	Fumble	HST 11	5	11	HST 1	2:39	Touchdown
HST 26	9	65	JAX 9	4:37	Field Goal	JAX 13	5	19	JAX 32	2:39	Punt
JAX 23	2	4	JAX 19	0:40	Interception	JAX 30	3	75	JAX 19	1:23	Touchdown
HST 20	14	68	JAX 1	6:54	Touchdown	JAX 31	3	6	JAX 37	1:47	Punt
HST 10	8	90	JAX 5	2:18	Touchdown	JAX 20	3	8	JAX 28	0:27	Punt
HST 35	4	41	JAX 29	1:07	Missed FG	JAX 32	11	43	HST 15	3:49	Field Goal
HST 20	14	61	JAX 7	6:50	Field Goal	HST 47	4	0	HST 47	1:00	Downs
HST 20	3	19	HST 39	0:51	Interception						
HST 47	2	53	JAX 48	0:29	Touchdown						

Game 11 – November 22 at Detroit Lions

HST Start	Plays	Yards	Last Scrm	Time	Result	DET Start	Plays	Yards	Last Scrm	Time	Result
HST 35	3	3	HST 33	1:38	Punt	DET 20	12	75	HST 2	5:02	Touchdown
HST 26	3	4	HST 30	1:00	Punt	DET 18	3	0	DET 18	1:31	Punt
HST 45	3	9	DET 46	1:59	Punt	DET 17	3	6	DET 23	0:50	Punt
HST 26	7	74	DET 6	3:42	Touchdown	DET 10	6	34	DET 29	3:21	Punt
HST 25	8	75	DET 9	3:49	Touchdown	DET 17	10	85	HST 5	4:57	Touchdown
HST 20	4	0	HST 31	1:49	End of Half	DET 41	2	59	HST 22	0:22	Touchdown
HST 25	3	3	HST 28	1:29	Punt	DET 22	12	45	HST 28	6:28	Field Goal
HST 19	2	81	HST 19	0:28	Touchdown	DET 20	4	14	DET 34	0:59	Punt
HST 33	7	45	DET 27	3:00	Field Goal	DET 20	8	90	HST 23	4:05	Touchdown
HST 19	3	4	HST 23	1:28	Punt	DET 46	4	10	HST 44	1:57	Punt
HST 15	3	6	HST 21	1:05	Punt	50	4	7	HST 43	1:23	Punt
HST 3	15	97	DET 1	5:43	Touchdown	DET 24	7	31	HST 45	1:16	Punt
HST 2	2	-1	HST 1	0:39	End of Half	DET 20	3	45	HST 40	1:03	Fumble
HST 35	8	37	DET 33	4:19	Missed FG	DET 41	5	14	HST 45	1:08	Punt
HST 9	4	15	HST 29	1:19	Interception	HST 41	6	12	HSt 29	2:39	Missed FG
HST 37	6	49	DET 14	2:11	Field Goal						

Game 12 – December 2 at Tennessee Titans

HST Start	Plays	Yards	Last Scrm	Time	Result	TEN Start	Plays	Yards	Last Scrm	Time	Result
HST 20	6	80	HST 46	2:31	Touchdown	TEN 22	7	59	HST 19	2:59	Field Goal
HST 20	8	31	TEN 49	3:51	Punt	TEN 5	3	2	TEN 7	1:11	Punt
HST 25	5	19	HST 44	1:54	Punt	TEN 10	3	0	TEN 10	0:27	Punt
TEN 20	5	20	TEN 5	1:48	Touchdown	TEN 20	6	9	TEN 29	1:44	Punt
HST 19	3	6	HST 25	1:38	Punt	TEN 30	4	33	HST 33	1:11	Fumble
HST 37	3	13	HST 40	2:04	Punt	TEN 10	1	0	TEN 10	0:07	Interception
TEN 3	2	3	TEN 2	0:47	Touchdown	TEN 20	10	39	HST 41	5:31	Punt
HST 1	6	50	HST 46	1:49	Punt	TEN 22	3	2	TEN 29	0:28	Interception
HST 29	6	31	HST 40	3:35	Punt	TEN 36	3	1	TEN 37	2:05	Punt
TEN 36	4	4	TEN 32	2:07	Field Goal	TEN 19	3	15	TEN 19	0:19	Fumble
HST 25	4	11	HST 36	1:37	Punt	TEN 20	3	-7	TEN 13	1:58	Punt
HST 19	5	20	HST 39	3:00	Punt	TEN 20	4	90	HST 34	1:45	Touchdown
HST 22	5	18	HST 40	3:07	Punt	TEN 19	9	59	HST 7	3:01	Fumble
HST 33	6	29	TEN 38	2:03	Punt	TEN 23	8	42	HST 33	2:58	Downs
TEN 46	3	-3	TEN 48	1:57	End of Game	TEN 6	2	10	TEN 16	0:28	Interception

DRIVE CHARTS

AFC Divisional • Houston Texans at New England Patriots • Sunday, Jan. 13, 2013

Game 13 – December 10 at New England Patriots

HST Start	Plays	Yards	Last Scrm	Time	Result	NE Start	Plays	Yards	Last Scrm	Time	Result
HST 20	4	19	HST 34	2:21	Punt	NE 44	7	51	HST 7	3:12	Touchdown
HST 20	8	59	NE 21	3:57	Interception	NE 18	6	82	HST 37	2:41	Touchdown
HST 25	4	-6	HST 19	2:49	Punt	NE 30	8	44	HST 4	3:59	Touchdown
HST 20	3	6	HST 26	1:10	Punt	NE 34	3	8	NE 42	1:19	Punt
HST 11	10	56	NE 33	3:48	Downs	NE 33	3	4	NE 27	1:18	Punt
HST 34	5	23	NE 38	1:34	Downs	NE 38	3	7	NE 45	1:11	Punt
HST 20	4	20	HST 31	0:41	End of Half	NE 20	6	15	NE 35	1:57	Punt
HST 9	3	9	HST 18	2:09	Punt	NE 26	5	74	NE 37	1:05	Touchdown
HST 12	7	82	NE 1	3:37	Touchdown	NE 20	3	0	NE 20	1:22	Punt
HST 19	3	7	HST 26	1:22	Punt	NE 28	9	67	HST 27	4:13	Touchdown
HST 20	4	19	HST 39	2:28	Punt	NE 32	10	68	HST 14	4:24	Touchdown
HST 20	4	4	HST 39	2:14	Punt	NE 10	4	13	NE 13	2:08	Interception
NE 25	6	25	NE 1	1:01	Touchdown	NE 9	3	-3	NE 7	2:00	End of Game

Game 14 – December 16 vs. Indianapolis Colts

HST Start	Plays	Yards	Last Scrm	Time	Result	IND Start	Plays	Yards	Last Scrm	Time	Result
HST 20	6	69	IND 11	3:13	Field Goal	IND 8	3	5	IND 13	1:12	Punt
HST 43	13	57	IND 3	5:44	Touchdown	IND 20	9	6	HST 49	4:59	Punt
HST 12	3	-3	HST 9	1:35	Punt	HST 38	6	32	HST 1	3:15	Fumble
HST 1	3	6	HST 7	1:40	Punt	HST 34	7	26	HST 8	2:10	Field Goal
HST 20	7	35	IND 17	2:22	Field Goal	IND 20	5	9	IND 29	2:04	Blocked Punt
HST 20	6	44	IND 31	1:07	Missed FG	IND 26	2	74	IND 39	0:39	Touchdown
HST 13	11	78	IND 9	6:20	Field Goal	IND 39	3	4	IND 43	1:07	Punt
HST 14	7	27	HST 41	4:01	Punt	IND 20	8	75	HST 8	5:01	Touchdown
IND 39	7	21	IND 28	3:24	Field Goal	IND 8	3	-5	IND 3	1:37	Punt
HST 8	9	83	IND 14	3:40	Field Goal	IND 20	8	25	IND 34	3:45	Punt
						IND 20	4	21	IND 34	1:05	End of Game

Game 15 – December 23 vs. Minnesota Vikings

HST Start	Plays	Yards	Last Scrm	Time	Result	MIN Start	Plays	Yards	Last Scrm	Time	Result
HST 21	9	34	MIN 33	4:10	Field Goal	MIN 22	8	83	HST 3	4:31	Touchdown
HST 22	3	4	HST 26	1:35	Punt	MIN 31	5	16	MIN 32	2:23	Punt
HST 28	7	49	MIN 28	3:45	Fumble	MIN 21	12	41	HST 38	5:21	Field Goal
HST 20	4	28	HST 48	2:13	Punt	MIN 7	6	29	MIN 36	3:32	Punt
HST 20	3	-8	HST 12	0:51	Punt	HST 44	5	21	HST 23	1:02	Field Goal
HST 23	3	0	HST 23	0:33	Punt	MIN 24	1	-1	MIN 24	0:04	End of Half
HST 15	3	3	HST 13	1:47	Punt	MIN 27	9	37	HST 21	3:29	Field Goal
MIN 45	3	14	MIN 41	1:39	Punt	MIN 48	1	-3	MIN 48	0:07	Fumble
HST 39	11	46	MIN 15	5:17	Field Goal	MIN 9	4	4	MIN 18	2:15	Punt
HST 1	3	9	HST 10	1:33	Punt	MIN 20	8	45	HST 40	3:08	Punt
HST 20	5	10	HST 40	1:30	Fumble	MIN 36	10	59	HST 3	6:01	Touchdown
HST 22	1	-2	HST 22	0:21	End of Game	HST 36	7	14	HST 20	2:53	Downs

Game 16 – December 30 at Indianapolis Colts

HST Start	Plays	Yards	Last Scrm	Time	Result	IND Start	Plays	Yards	Last Scrm	Time	Result
HST 20	14	53	IND 32	7:45	Field Goal	IND 25	13	70	HST 1	7:09	Touchdown
HST 37	5	44	IND 19	2:28	Field Goal	IND 20	6	13	IND 33	2:16	Punt
HST 3	4	18	HST 30	2:07	Interception	IND 21	7	27	HST 42	4:10	Punt
HST 13	3	9	HST 22	0:42	Punt	HST 39	6	39	HST 1	2:05	Touchdown
HST 13	1	-1	HST 13	0:14	End of Half	IND 32	6	11	IND 43	1:04	Punt
HST 16	12	79	IND 13	5:35	Touchdown	IND 29	3	1	IND 30	1:35	Punt
HST 26	7	55	IND 19	2:28	Field Goal	Kickoff	0	0	-	0:12	Touchdown
HST 23	3	-1	HST 17	1:49	Punt	IND 47	3	3	50	1:01	Punt
HST 10	10	55	IND 35	4:07	Missed FG	IND 43	3	67	IND 30	1:51	Touchdown
HST 29	5	41	IND 30	1:36	Interception	IND 20	15	34	HST 16	9:46	Endof Game

CUMULATIVE CHALLENGE RESULTS

Category	Won	Lost
Completions (Touchdown)	1 11/14/10 at JAX	6 9/9/12 vs. MIA 12/13/10 vs. BAL 11/29/09 vs. IND 9/10/06 vs. PHI 9/12/04 vs. SD 9/22/02 vs. IND
Completions (No Touchdown)	2 11/1/10 at IND 12/6/09 at JAX	11 12/11/11 at CIN 10/30/11 vs. JAX 10/9/11 vs. OAK 9/30/07 at ATL 11/5/06 at NYG 11/12/06 at JAX 12/24/06 vs. IND 11/14/04 at IND 11/14/04 at IND 11/21/04 vs. GB 10/19/03 vs. NYJ
Interceptions	2 11/13/11 at TB 9/16/07 at CAR	4 9/21/08 at TEN 9/23/07 vs. IND 10/14/07 at JAX 11/30/02 vs. CIN
Fumbles	6 11/6/11 vs. CLE 10/18/09 at CIN 12/28/08 vs. CHI 9/17/06 at IND 10/15/06 at DAL 12/12/04 vs. IND	13 12/4/11 vs. ATL 10/30/11 vs. JAX 10/3/10 at OAK 9/27/09 vs. JAX 9/7/08 at PIT 12/14/08 vs. TEN 9/16/07 at CAR 10/21/07 vs. TEN 11/18/07 vs. NO 11/25/07 at CLE 12/13/07 vs. DEN 9/11/05 at BUF 10/2/05 at CIN
Spot	3 12/2/06 at OAK 11/30/03 vs. ATL 9/27/09 vs. JAX 9/30/12 vs. TEN	5 12/20/09 vs. STL 9/7/08 at PIT 12/31/06 vs. CLE 10/10/04 vs. MIN 11/7/04 at DEN
Number of Men on Field	0	1 12/30/12
ALL-TIME RECORD	15	40

CHALLENGE RECORD BY YEAR

Year	Won	Lost
2012	1	2
2011	2	5
2010	2	2
2009	3	3
2008	1	4
2007	1	8
2006	3	5
2005	0	2
2004	1	6
2003	1	1
2002	0	2
ALL-TIME RECORD	15	40
KUBIAK'S RECORD	13	29

YEARLY CHALLENGE SUMMARIES

2012

Category	Won	Lost
Completions (TD)	0	1
Completions (No TD)	0	0
Interceptions	0	0
Fumbles	0	0
Number of Men on Field	0	1
Spot	1	0
2012 RECORD	1	2

CHALLENGE DESCRIPTION

9/9/12 vs. MIA (L. Jean catch in endzone) Lost
9/30/12 vs. TEN (K. Martin first down short of marker) Won
12/30/12 at IND (IND number men on field) Lost

2011

Category	Won	Lost
Completions (TD)	0	0
Completions (No TD)	0	3
Interceptions	1	0
Fumbles	1	2
Spot	0	0
2010 RECORD	2	5

CHALLENGE DESCRIPTION

12/11/11 at CIN (A. Foster catch) Lost
12/4/11 vs. ATL (T. Yates fumble) Lost
11/13/11 at TB (A. Talib interception) Won
11/6/11 vs. CLE (D. Ward fumble) Won
10/30/11 vs. JAX (B. Tate fumble) Lost
10/30/11 vs. JAX (K. Walter catch) Lost
10/9/11 vs. OAK (J. Dreessen catch) Lost

2010

Category	Won	Lost
Completions (TD)	1	1
Completions (No TD)	1	0
Interceptions	0	0
Fumbles	0	1
Spot	0	0
2010 RECORD	2	2

CHALLENGE DESCRIPTION

11/14/10 at JAX (K. Walter TD completion) Won
10/3/10 at OAK (M. Bush fumble) Lost
11/1/10 at IND (A. Gonzalez catch) Won
12/13/10 vs. BAL (K. Walter TD completion) Lost

2009

Category	Won	Lost
Completions (TD)	0	1
Completions (No TD)	1	0
Interceptions	0	0
Fumbles	1	1
Spot	1	1
2009 RECORD	3	3

CHALLENGE DESCRIPTION

9/27/09 vs. JAX (C. Brown fumble) Lost
9/27/09 vs. JAX (E. Wilford TD. After review, marked ob at HST 2.) Won
10/18/09 at CIN (S. SlatonfFumble) Won
11/29/09 vs. IND (A. Johnson catch) Lost
12/6/09 at JAX (D. Anderson catch) Won
12/20/09 at STL (K. Darby first down) Lost

2008

Category	Won	Lost
Completions (TD)	0	0
Completions (No TD)	0	0
Interceptions	0	1
Fumbles	1	2
Spot	0	1
2008 RECORD	1	4

CHALLENGE DESCRIPTION

9/7/08 at PIT (M. Schaub fumble) Lost
9/7/08 at PIT (Spot) Lost
9/21/08 at TEN (M. Griffin interception) Lost
12/14/08 vs. TEN (Ball touched on punt) Lost
12/28/08 vs. CHI (S. Slaton fumble) Won

2007

Category	Won	Lost
Completions (TD)	0	0
Completions (No TD)	0	1
Interceptions	1	2
Fumbles	0	5
Spot	0	0
2007 RECORD	1	8

CHALLENGE DESCRIPTION

9/16/07 at CAR (K. Lucas interception) Won
9/16/07 at CAR (O. Daniels fumble) Lost
9/23/07 vs. IND (R. Boiman interception) Lost
9/30/07 at ATL (J. Harrington pass complete to R. White) Lost
10/14/07 at JAX (B. Williams interception) Lost
10/21/07 vs. TEN (J. Jones fumble) Lost
11/18/07 vs. NO (O. Daniels fumble) Lost
11/25/07 at CLE (O. Daniels fumble) Lost
12/13/07 vs. DEN (T. Scheffler fumble) Lost

2006

Category	Won	Lost
Completions (TD)	0	1
Completions (No TD)	0	3
Interceptions	0	0
Fumbles	2	0
Spot	1	1
2006 RECORD	3	5

CHALLENGE DESCRIPTION

9/10/06 vs. PHI (D. McNabb TD pass to D. Stallworth) Lost
9/17/06 at IND (IND TD challenged; overturned) Won
10/15/06 at DAL (Punt return fumble) Won
11/5/06 at NYG (J. Feagles pass to J. Feely) Lost
11/12/06 at JAX (S. Rosenfels incomplete pass to O. Daniels) Lost
12/2/06 at OAK (Punt return marked ob at HST 38. After review marked ob at OAK 41) Won
12/24/06 vs. IND (P. Manning pass to B. Utecht) Lost
12/31/06 vs. CLE (C. Taylor 2 yard run) Lost

2005

Category	Won	Lost
Completions (TD)	0	0
Completions (No TD)	0	0
Interceptions	0	0
Fumbles	0	2
Spot	0	0
2005 RECORD	0	2

CHALLENGE DESCRIPTION

9/11/05 at BUF (D. Carr fumble) Lost
10/2/05 at CIN (D. Carr fumble) Lost

2004

Category	Won	Lost
Completions (TD)	0	1
Completions (No TD)	0	3
Interceptions	0	0
Fumbles	1	0
Spot	0	2
2004 RECORD	1	6

CHALLENGE DESCRIPTION

9/12/04 vs. SD (D. Brees TD pass to E. Parker) Lost
10/10/04 vs. MIN (spot) Lost
11/7/04 at DEN (spot) Lost
11/14/04 at IND (P. Manning pass to B. Stokley) Lost
11/14/04 at IND (P. Manning pass to B. Stokley) Lost
11/21/04 vs. GB (D. Carr pass to J. Gaffney) Lost
12/12/04 vs. IND (P. Manning fumble) Won

2003

Category	Won	Lost
Completions (TD)	0	0
Completions (No TD)	0	1
Interceptions	0	0
Fumbles	0	0
Spot	1	0
2003 RECORD	1	1

CHALLENGE DESCRIPTION

10/19/03 vs. NYJ (V. Testaverde pass to S. Moss) Lost
11/30/03 vs. ATL (spot) Won

2002

Category	Won	Lost
Completions (TD)	0	1
Completions (No TD)	0	0
Interceptions	0	1
Fumbles	0	0
Spot	0	0
2002 RECORD	0	2

CHALLENGE DESCRIPTION

9/22/02 vs. IND (P. Manning TD pass to R. Wayne) Lost
11/30/02 vs. CIN (A. Hawkins interception) Lost

NFL STANDINGS

AMERICAN FOOTBALL CONFERENCE

East Division

Team	W	L	T	Pct	PF	PA	Home	Away	Conf	Div	Streak
y-New England Patriots	12	4	0	.750	557	331	6-2-0	6-2-0	11-1-0	6-0-0	Won 2
Miami Dolphins	7	9	0	.438	288	317	5-3-0	2-6-0	5-7-0	2-4-0	Lost 1
New York Jets	6	10	0	.375	281	375	3-5-0	3-5-0	4-8-0	2-4-0	Lost 3
Buffalo Bills	6	10	0	.375	344	435	4-4-0	2-6-0	5-7-0	2-4-0	Won 1

North Division

Team	W	L	T	Pct	PF	PA	Home	Away	Conf	Div	Streak
y-Baltimore Ravens	10	6	0	.625	398	344	6-2-0	4-4-0	8-4-0	4-2-0	Lost 1
x-Cincinnati Bengals	10	6	0	.625	391	320	4-4-0	6-2-0	7-5-0	3-3-0	Won 3
Pittsburgh Steelers	8	8	0	.500	336	314	5-3-0	3-5-0	5-7-0	3-3-0	Won 1
Cleveland Browns	5	11	0	.313	302	368	4-4-0	1-7-0	5-7-0	2-4-0	Lost 3

South Division

Team	W	L	T	Pct	PF	PA	Home	Away	Conf	Div	Streak
y-Houston Texans	12	4	0	.750	416	331	6-2-0	6-2-0	10-2-0	5-1-0	Lost 2
x-Indianapolis Colts	11	5	0	.688	357	387	7-1-0	4-4-0	8-4-0	4-2-0	Won 2
Tennessee Titans	6	10	0	.375	330	471	4-4-0	2-6-0	5-7-0	1-5-0	Won 1
Jacksonville Jaguars	2	14	0	.125	255	444	1-7-0	1-7-0	2-10-0	2-4-0	Lost 5

West Division

Team	W	L	T	Pct	PF	PA	Home	Away	Conf	Div	Streak
z-Denver Broncos	13	3	0	.813	481	289	7-1-0	6-2-0	10-2-0	6-0-0	Won 11
San Diego Chargers	7	9	0	.438	350	350	3-5-0	4-4-0	7-5-0	4-2-0	Won 2
Oakland Raiders	4	12	0	.250	290	443	3-5-0	1-7-0	4-8-0	2-4-0	Lost 2
Kansas City Chiefs	2	14	0	.125	211	425	1-7-0	1-7-0	0-12-0	0-6-0	Lost 4

NATIONAL FOOTBALL CONFERENCE

East Division

Team	W	L	T	Pct	PF	PA	Home	Away	Conf	Div	Streak
y-Washington Redskins	10	6	0	.625	436	388	5-3-0	5-3-0	8-4-0	5-1-0	Won 7
New York Giants	9	7	0	.563	429	344	6-2-0	3-5-0	8-4-0	3-3-0	Won 1
Dallas Cowboys	8	8	0	.500	376	400	4-4-0	4-4-0	5-7-0	3-3-0	Lost 2
Philadelphia Eagles	4	12	0	.250	280	444	2-6-0	2-6-0	2-10-0	1-5-0	Lost 3

North Division

Team	W	L	T	Pct	PF	PA	Home	Away	Conf	Div	Streak
y-Green Bay Packers	11	5	0	.688	433	336	7-1-0	4-4-0	8-4-0	5-1-0	Lost 1
x-Minnesota Vikings	10	6	0	.625	379	348	7-1-0	3-5-0	7-5-0	4-2-0	Won 4
Chicago Bears	10	6	0	.625	375	277	5-3-0	5-3-0	7-5-0	3-3-0	Won 2
Detroit Lions	4	12	0	.250	372	437	2-6-0	2-6-0	3-9-0	0-6-0	Lost 8

South Division

Team	W	L	T	Pct	PF	PA	Home	Away	Conf	Div	Streak
z-Atlanta Falcons	13	3	0	.813	419	299	7-1-0	6-2-0	9-3-0	3-3-0	Lost 1
New Orleans Saints	7	9	0	.438	461	454	4-4-0	3-5-0	5-7-0	3-3-0	Lost 1
Tampa Bay Buccaneers	7	9	0	.438	389	394	3-5-0	4-4-0	4-8-0	3-3-0	Won 1
Carolina Panthers	7	9	0	.438	357	363	3-5-0	4-4-0	5-7-0	3-3-0	Won 4

West Division

Team	W	L	T	Pct	PF	PA	Home	Away	Conf	Div	Streak
y-San Francisco 49ers	11	4	1	.719	397	273	6-1-1	5-3-0	7-4-1	3-2-1	Won 1
x-Seattle Seahawks	11	5	0	.688	412	245	8-0-0	3-5-0	8-4-0	3-3-0	Won 5
St. Louis Rams	7	8	1	.469	299	348	4-4-0	3-4-1	6-5-1	4-1-1	Lost 1
Arizona Cardinals	5	11	0	.313	250	357	4-4-0	1-7-0	3-9-0	1-5-0	Lost 2

y- clinched division title; x - clinched playoff spot; z - clinched home field

WEEK 17 RESULTS

SUN, DEC. 30

Tampa Bay 22, Atlanta 17
Buffalo 28, N.Y. Jets 9
Cincinnati 23, Baltimore 17
Chicago 26, Detroit 24
Tennessee 38, Jacksonville 20
Indianapolis 28, Houston 16
Carolina 44, New Orleans 38
N.Y. Giants 42, Philadelphia 7
Pittsburgh 24, Cleveland 10
San Diego 24, Oakland 21
San Francisco 27, Arizona 13
Seattle 20, St. Louis 13
Minnesota 37, Green Bay 34
New England 28, Miami 0
Denver 38, Kansas City 3
Washington 28, Dallas 18

2012 MILESTONES REACHED

THE TEXANS

- Won their second consecutive AFC South championship, becoming the only franchise other than Indianapolis to win consecutive AFC South titles since 2002.
- Won 12 games in the regular season, which is tied for the most in a season in Houston's NFL history. The Houston Oilers also won 12 games in 1993.

THE TEXANS OFFENSE

- Set franchise scoring records with 416 points for the year and 43 points in a game in Week 7 vs. Baltimore and Week 11 vs. Jacksonville.
- Tied the team record by scoring 46 touchdowns on the year.
- Led the NFL in average time of possession for the second consecutive season, possessing the ball for 32:53 per game, on average.
- Rushed for more than 2,000 yards for the third consecutive year, finishing the season with 2,123 yards on the ground.
- Committed a franchise record-low 17 turnovers this season, including a record-low four lost fumbles.
- Posted the most offensive yards in a game since 1990 with 653 against the Jaguars in Week 11.
- Tied an NFL record with 39 first downs against Jacksonville in Week 11.

The @HoustonTexans posted the most offensive yards in a game since 1990 with 653 against the Jaguars in Week 11. #Texans

THE TEXANS DEFENSE

- Tied the franchise record with 44 sacks on the season. Houston also recorded 44 sacks in 2011.
- Held its opponent to fewer than 20 points on nine occasions.
- Limited its opponent to less than 30 percent on third-down conversion attempts in nine games.
- Allowed fewer than 300 net yards of offense in seven games.
- Recorded 29 takeaways, which was one shy of the team record set in 2004.
- Tied the team record with 14 opponent fumble recoveries.
- Scored four touchdowns on the season, which was one shy of the club record set in 2004.
- Set a franchise single-game record by holding Jacksonville to just 117 total yards in Week 2.

OLB BRYAN BRAMAN

- Was the first Texan to block two punts in a season, doing so in Week 6 vs. Green Bay and Week 15 vs. Indianapolis.

LT DUANE BROWN

- Started the 75th game of his career in Week 16 vs. Minnesota.

TE OWEN DANIELS

- Made his 300th career reception against Miami in Week 1.
- Surpassed 4,000 career receiving yards against Green Bay in Week 6.
- Caught his 50th pass of the season on a gain of 19 yards in the third quarter at Tennessee in Week 13. It marked the fourth time in his career that Daniels has caught at least 50 passes.
- Reached 700 receiving yards for the third time in his career and the first time since 2008, doing so in the regular-season finale at Indianapolis.

ILB TIM DOBBINS

- Played in his 100th career game in Week 9 against Buffalo.

RB JUSTIN FORSETT

- Scored on an 81-yard run in the third quarter at Detroit in Week 12. It was the longest run of his career and the longest run in Texans franchise history.

RB ARIAN FOSTER

- Scored his 50th career touchdown in Week 17 at Indianapolis, the 51st game of his career, which tied him with Hall of Famer RB Eric Dickerson for the sixth-fewest games played to reach that milestone.
- Became the second Texans position player, along with WR Andre Johnson, to score more than 300 points when he scored his 50th career touchdown in Week 17 at Indianapolis.
- Surpassed RB Domanick Williams' franchise rushing record of 3,195 yards on a 9-yard run in the second quarter at Jacksonville in Week 2.
- Surpassed 5,000 scrimmage yards in Week 5 at the New York Jets to become the third-fastest player in NFL history to reach the mark, doing so in his 40th career game. Only Edgerrin James (36) and Eric Dickerson (39) did so in fewer games.
- Surpassed 6,000 scrimmage yards in Week 16 at Indianapolis to tie Hall of Famer Jim Brown, Jamal Lewis and Ricky Williams for the seventh-fewest games in which to reach the milestone.
- Surpassed 4,000 career rushing yards vs. Jacksonville in Week 11.
- Surpassed 1,000 rushing yards for the season on a 7-yard run in the third quarter at Detroit in Week12. Foster is the first Texans back to eclipse 1,000 rushing yards three times. He is the third undrafted player to have three consecutive 1,000-yard seasons.

K SHAYNE GRAHAM

- Set the franchise single-season scoring record with a career-high 138 points and tied a career high with 31 field goals on the year. It marked his sixth career 100-point season and his first since 2007.
- Converted a career-high four field goals from beyond 50 yards.
- Became the 45th kicker in NFL history to score 1,000 points with a 33-yard field goal in the fourth quarter against Tennessee in Week 4.
- Kicked his 350th career extra point in Week 9 vs. Buffalo.
- Kicked his fifth career game-winning field goal when he connected on a 32-yarder in overtime at Detroit in Week 12.

WR LESTAR JEAN

- Caught his first career touchdown pass when he took a quick throw and turned it up the sideline 54 yards to the end zone in the first quarter at Tennessee in Week 13. The 54-yard catch was the longest of his career, bettering his previous long of 46 yards.

WR ANDRE JOHNSON

- Set the franchise single-season receiving yardage record with a career-high 1,598 yards on 112 catches, topping 1,500 receiving yards for the third time in his career, joining Hall of Famer Jerry Rice (4) and Marvin Harrison (3) as the only players in NFL history to surpass the 1,500-yard mark three or more times. Johnson topped the milestone on a 39-yard catch in Week 17 at Indianapolis.

With 1,598 yards this year, @johnson80 joins HOFer J. **Rice (4) & M. Harrison (3) as only men in @nfl history to** top 1500 yds 3x. #Texans

2012 MILESTONES REACHED, continued

- Joined Marvin Harrison as the only players in NFL history to record three seasons with more than 100 receptions and 1,500 receiving yards. Hall of Famer Jerry Rice is the only other player with multiple 100-1,500 seasons in his career.
- Recorded his 17th career game with 10 or more receptions and 100 or more yards, which is the most in NFL history. He had three such games this season.
- Set an NFL record with his 18th career game with 10 or more receptions when he had 12 for 141 yards in Week 17 at Indianapolis.
- Became the third-fastest player to reach 11,000 career receiving yards, doing so with a 151-yard effort in his 136th career game against Indianapolis in Week 15.
- Became the sixth-fastest player in NFL history to reach 10,000 yards receiving against Green Bay in Week 6.
- Became the second-fastest player to reach 800 career receptions on his first catch of the game in Week 16 against Minnesota.
- Caught the 750th pass of his career when he hauled in an 8-yard pass in the second quarter against Chicago in Week 10.
- Had the ninth-most receiving yards in a game in modern NFL history and the most since 2000 with 273 vs. Jacksonville in Week 11. The last receiver with more yards in a game was Jacksonville WR Jimmy Smith, who had 291 vs. Baltimore on 9/10/2000.
- Gained 461 yards in a two-game span from in Week 11 vs. Jacksonville and at Detroit in Week 12. That two-game total is the most in NFL history by a player in consecutive games.
- Became the first player in Texans history to play 10 seasons with the team when he took the field against Miami in Week 1 and became the franchise's all-time leader in career games played in Week 7 vs. Baltimore.

P DONNIE JONES
- Set the franchise single-season punting record with an average of 47.2 yards per punt on 88 attempts.
- Placed his 200th career punt downed inside the opponent's 20-yard line in Week 2 at Jacksonville.

OLB WHITNEY MERCILUS
- Tied the franchise rookie sack record with 6.0, reaching the milestone in Week 14 at New England.

C CHRIS MYERS
- Extended his streak of consecutive games started to 80 as a member of the Texans and 96 overall.

QB MATT SCHAUB
- Tied for the second-most passing yards in a game in NFL history with 527. He joined Houston Oilers QB Warren Moon, who threw for 527 vs. Kansas City on 12/16/90.
- Tied for the second-most completions in a game in NFL history with 43 vs. Jacksonville in Week 11. The last player to do so was Oakland QB Rich Gannon on 9/15/02 at Pittsburgh.
- Topped 20,000 career passing yards when he hit WR Andre Johnson for a 45-yard gain on the third play of the game vs. Jacksonville in Week 11.
- Set a franchise record with five touchdown passes against Jacksonville in Week 11.
- Surpassed 3,000 passing yards in a season for the fourth time in his career. He topped the milestone on a 21-yard pass to WR Andre Johnson in the second quarter at Tennessee in Week 13.
- Completed his 1,500th career pass when he hit TE Owen Daniels for a 6-yard gain in the second quarter in Week 2 at Jacksonville.
- Threw his 100th career touchdown pass in Week 3 at Denver, a 60-yard scoring strike to WR Andre Johnson in the first quarter.
- Threw his 100th career touchdown pass as a Texan on a 34-yarder to TE Owen Daniels in the first quarter against the New York Jets in Week 5.

DE ANTONIO SMITH
- Notched his 20th sack as a Texan and his fifth of the season when he dropped Tennessee QB Jake Locker for a 9-yard loss in the third quarter at Tennessee in Week 13.

LG WADE SMITH
- Started the 75th game of his career at Chicago in Week 10.

RB BEN TATE
- Surpassed 1,000 career rushing yards on a 7-yard carry in the third quarter in Week 2 at Jacksonville.

WR KEVIN WALTER
- Caught his 300th career pass as a Texan in Week 6 against Green Bay.
- Surpassed 4,000 receiving yards as a Texan on an 18-yard catch in the fourth quarter at Tennessee in Week 13.

DE JJ WATT
- Led the NFL with 20.5 sacks and became the ninth man in NFL history to record 20 or more sacks in a season.
- Joined Hall of Fame DE Reggie White as the only players in NFL history to record 15 or more sacks and 13 passes defensed in a season in Week 13 at Tennessee. Watt finished the year with 20.5 sacks and 16 passes defensed. White had 15.0 sacks and 13 passes defensed in 1991.
- Accounted for 95 plays for zero or negative yards over the course of the season.
- Set an NFL record for passes defensed in a season by a defensive lineman at Tennessee in Week 13. Watt had two passes defensed to run his season total to 15 and surpass White's record of 13, set in 1991.
- Tied a franchise record with sacks in each of the first six games of the season.
- Broke the Texans single-season sack record on his third sack of the game at Detroit in Week 12. The sack gave him 14.5 on the year, topping the previous mark of 14.0 by Mario Williams in 2007.
- Tied the franchise record with four forced fumbles in the season, all of which came in four consecutive weeks.

TEAM SINGLE-GAME RECORDS SET IN 2012

Category	Previous Record	New Record
Points	42 vs. JAC, 12/30/07	43 vs. JAC, 11/18 43 vs. BAL, 10/21
Total Offense	549 at GB, 12/7/08	653 vs. JAC, 11/18
Net Yards Passing	468 at WAS, 9/19/10	504 vs. JAC, 11/18
*Interceptions Returned For A Touchdown	2 vs. PIT, 12/8/02	2 vs. TEN, 9/30
*Most Points Scored, 2nd Qtr	24 vs. ARI, 12/18/05	24 vs. MIA, 9/9
*Most Points Scored, 3rd Qtr	14, 10 times	14 vs. TEN, 9/30
Fewest Penalty Yards	5, 3 times, last vs. OAK, 10/4/09	3 vs. TEN, 9/30
*Fewest Penalties	1, 5 times	1, vs. TEN, 9/30
Fewest Net Yards Allowed	126 at JAC, 12/26/04	117 at JAC, 9/16
Fewest Net Yards Allowed, 1st Half	50 vs. SF, 10/25/09	43 at JAC, 9/16
Fewest Net Yards Allowed, 2nd Qtr	11 at CAR, 9/16/07	0 at JAC, 9/16
Fewest Net Yards Allowed, 3rd Qtr	1 at TB, 11/13/11	-5 vs. Miami, 9/9
Rushing Attempts	47 at TEN, 10/23/11	48 at JAC, 9/16
*Rushing Touchdowns	3, 10 times	3 at JAC, 9/16,at DET 11/18
Rushing First Downs	15 vs. IND, 9/12/10	16 at JAC, 9/16
*Passing Touchdowns	4, 4 times, last at DEN, 9/23	5 vs. JAC, 11/18
Time of Possession	40:04 vs. DET, 10/19/08	43:17 at JAC, 9/16
*Defensive Touchdowns, Game	2, at PIT, 12/8/02	2, vs. TEN, 9/30
Most Net Yards, Game	549, at GB 12/7/08	653 vs.JAC,11/18
Most Net Yards Passing, Game	468, at WAS, 9/19/10	504 vs. JAC , 11/18
Most Gross Yards Passing, Game	497, at WAS, 9/19	527, vs. JAC ,11/18
Most Gross Yards Passing Allowed, Game	433, vs. IND,9/12/10	441, at DET,11/22
Most Pass Attempts, Game Opponent	58 at PIT, 12/8/02	61, at DET, 11/22
Pass Completions, Game	39 at NYJ, 11/26/06	43 vs. JAC, 11/18
First Downs	29, 4 times	39, vs. JAC, 11/18
Passing First Downs	23, at WAS, 9/19/10	26 vs. JAC, 11/18
Punting Yards, Game	436, at JAC, 11/27/11	488, at TEN, 12/2
Highest Punting Avg., Game	52.8, vs. ATL, 12/4/11	54.2, at DEN, 9/23
Most Takeaways, Game	5, 5 times	6, at TEN, 12/2

INDIVIDUAL SINGLE-GAME RECORDS SET IN 2012

Category	New/Old Record
Yards from Scrimmage	273, Andre Johnson vs. JAC, 11/18 238, Arian Foster vs. IND, 9/12/10
Combined Net Yards Gained	273, Andre Johnson vs. JAC, 11/18 266, Jerome Mathis vs. KC, 11/20/05
Longest Run from Scrimmage	81t, Justin Forsett at DET, 11/22 74t, Arian Foster at OAK, 10/3/10
Pass Completions	43, Matt Schaub vs. JAC, 11/8 39, David Carr at NYJ, 11/26/06
Passing Yards	527, Matt Schaub vs. JAC, 11/18 497, Matt Schaub at WAS, 9/19/10
Passing Touchdowns	5, Matt Schaub vs. JAC, 11/18 4, 4 times
Receptions	14, Andre Johnson, vs. JAC, 11/18 12, 4 times
Receiving Yards	273, Andre Johnson vs. JAC, 11/18 207, Andre Johnson vs. TEN, 12/14/08
Receiving TDs	2, Garrett Graham, vs. JAC, 11/18 2, 15 times
Punting Avg., Game	54.2, Donnie Jones at DEN, 9/23/12 52.8, Brett Hartmann vs. ATL, 12/4/11
Blocked Punts, Game	1, Bryan Braman vs. GB, 10/14 1, 5 times
Consecutive Games with an INT	2, Kareem Jackson, 9/30-10/8 2, 12 times
Field Goals in One Quarter	2, Shayne Graham, vs. BAL 10/21,2nd 2, 16 times
Safeties, Game	1, Connor Barwin vs. BAL, 10/21 1, 4 times

TEXANS CLAIM SECOND CONSECUTIVE DIVISION TITLE

The Texans clinched their second consecutive AFC South division title with a 29-17 win against Indianapolis at Reliant Stadium in Week 15. It marked the first such occurrence for the 11-year old franchise and was only the second time in city's history that a professional football team won consecutive division titles.

The Houston Oilers won three consecutive American Football League East division titles from 1960-62.

The Texans' 12 wins this season are the most wins by a professional football team in Houston since the Oilers won 12 in 1993. The Houston Gamblers of the USFL have the most wins in a season by a professional football team in Houston. The Gamblers went 13-5 in the 1985 season.

TEXANS LAND EIGHT ON PRO BOWL ROSTER

Eight Houston Texans were named to the 2013 AFC/NFC Pro Bowl, the NFL announced today. Houston will send LT **Duane Brown**, RB **Arian Foster**, WR **Andre Johnson**, CB **Johnathan Joseph**, C **Chris Myers**, QB **Matt Schaub**, LG **Wade Smith** and DE **J.J. Watt** to Honolulu, Hawaii for the League's feature of the best players on Sunday, Jan. 27, 2013.

Houston's eight Pro Bowlers are the most of any team in the AFC this season and are the most in team history, surpassing the previous high of five back in 2009. Houston's five starters are also a team record. This marks the ninth consecutive season that the Texans have had at least one player elected to the Pro Bowl.

Johnson has eclipsed several milestones this season, including becoming the third-fastest player in NFL history to surpass 11,000 career receiving yards, doing so in his 136th game; and he also became the second-fastest player to reach 800 catches in NFL history, doing so in his 137th career game.

Foster was second in the AFC with 1,424 rushing yards and led the NFL with 17 touchdowns. He became the third-fastest player in League history to reach 5,000 scrimmage yards and the seventh-fastest to reach 6,000.

Schaub, the 2009 Pro Bowl MVP, surpassed 4,000 passing yards for the third time in his career and led the Texans to the best record in franchise history.

Myers became the first Texans lineman to be selected to the League's all-star game last year, while **Brown** and **Smith** will each make their first appearances.

Watt earned his first Pro Bowl selection by winning the 2012 NFL sack title with 20.5, finishing 2.0 sacks shy of the League's single-season sack record. The second-year standout had a hand in 95 plays that resulted in no gain or negative yardage. **Joseph** became the fourth Texan to reach the Pro Bowl in back-to-back seasons.

TEXANS DONATE OVER $70,000 TO NEWTOWN, CT

In response to the horrific shooting that took place at Sandy Hook Elementary School in Newtown, Conn. on Dec. 14, the Houston Texans pledged to donate the proceeds from the team's gameday silent auction at the Dec. 23 home game against the Minnesota Vikings to the Sandy Hook School Support Fund.

Texans owner Bob McNair pledged to match every dollar raised at the auction, while Texans players and coaches also contributed to the fund.

Thanks to the generosity of the Houston Texans' fans, the organization was able to donate more than $70,000 to the fund, which will provide support services to the families and community that has been affected.

TEXANS ANNOUNCE TEAM AWARDS

The Houston Texans selected their team award winners for the 2012 season on Thursday, Dec. 20. Recipients were selected by a vote of their teammates to recognize extra efforts both on and off the field. DE J.J. Watt was selected as the Most Valuable Player. QB Matt Schaub received the Ed Block Courage Award. G Ben Jones was voted as the Rookie of the Year. C Chris Myers was chosen as the Mark Bruener Award winner.

Watt had the most combined sacks and passes defensed in a season in NFL history with 36.5. He led the NFL with a franchise-record 20.5 sacks and led the team with 107 tackles, 39 tackles for loss, 42 quarterback hits and four forced fumbles. The second-year player out of Wisconsin set an NFL record for a defensive lineman with 16 passes defensed this season, which tied for the team lead. He won two AFC Defensive Player of the Week Awards (Weeks 2 and 15) and was named the AFC Defensive Player of the Month for September.

Jones worked his way into the offensive line rotation at right guard in Week 2 against Jacksonville and then assumed a starting role at the position in Week 7 vs. Baltimore. He hasn't left that spot, starting every game since.

Schaub suffered a season-ending Lisfranc injury against Tampa Bay in Week 10 of the 2011 season. Since returning to the starting lineup, he's thrown for 3,733 yards, which ranks sixth in the AFC, and 22 touchdowns this season. His 64.2 completion percentage is the second highest among all AFC quarterbacks.

Myers, who was voted a midseason captain, has started 79 consecutive games at center for the Texans. Now in his fifth year in Houston, he continues to be heavily involved in the community.

Each year, the Mark Bruener award is given to the player who exemplifies outstanding leadership, sportsmanship, work ethic and commitment to his teammates.

TEXANS GIVE AWAY 200 BIKES TO AREA CHILDREN

Gary Kubiak and his coaching staff and players gave away 200 bikes to local children following practice on Friday, Dec. 14.

By Drew Dougherty, HoustonTexans.com

Last Friday at the Methodist Training Center, 200 area children got their first bicycle with a bonus: They were able to meet and mingle with the Houston Texans.

Following the team's morning practice, all of the Texans' players and coaches filed through a crowd of 200 kids from various charitable organizations including the Houston Texans YMCA, the Boys & Girls Club of Greater Houston, Julia C. Hester House, Blackshear Elementary, ProVision and Peck Elementary. It was a memorable experience for the Texans and the youngsters.

"It's the best feeling," QB Matt Schaub said. "As players and as a team, with the community support that we get, to do a little bit to give back to the kids, it's just awesome to see the smiles on their faces when they see their bikes."

Texans Head Coach Gary Kubiak spearheaded the effort, which he started when he joined the team in 2006. Every player and coach contributes personally to the effort, and in addition to the bicycle, each child also gets a helmet.

"It's really cool," Kubiak said. "Heck, you remember when you got your first bike when you were young. It's great because they get to see their heroes, too. You see the kids out there grabbing onto the players, so I think it's a nice little break away from football and the pressures of what we do."

DE Antonio Smith talked with several of the children, some of whom made him a 'Thank you' sign. Smith has been with the team since signing in the 2009 offseason and has enjoyed seeing the giveaway grow.

"It's gotten bigger and better every year," Smith said. "Since I've been here, I think it's grown by like 50 bikes a year. The kids are loving it, and the more bikes you can give out to the kids, the better."

Transporting the bikes from Academy Sports Outdoors to the stadium was an involved endeavor, complimentary of Jetco Transportation. Each bike was wrapped in cellophane, carefully loaded into an 18-wheeler truck and trailer and then unloaded in the parking lot off Kirby.

"This is what it's all about," Jetco president Brian Fielkow said. "Watching these kids and the smiles on their faces, and being able to participate with the Texans in this great community event, and making Christmas special for so many of these kids, we couldn't be happier."

CLOSE ONES

The Texans are an NFL-best 5-0 in one-score games, including a pair of overtime wins in November.

Four of the five one-score wins have come on the road, including one against AFC West division leader Denver.

RECORDS IN ONE-SCORE GAMES

Team	1-Score Record	Pct.	Overall Record	Pct.
Houston Texans	5-0	1.000	12-4	.750
Indianapolis Colts	9-1	.900	11-5	.688
Minnesota Vikings	5-1	.833	10-6	.625
Atlanta Falcons	7-2	.778	13-3	.813
San Francisco	4-1-1	.750	11-4-1	.719

HOUSTON'S ONE-SCORE GAMES IN 2012

Opponent	Week	H/A	W/L	Score
Denver Broncos	3	A	W	31-26
New York Jets	5	A	W	23-17
Chicago Bears	10	A	W	13-6
Jacksonville Jaguars	11	H	W (OT)	43-37
Detroit Lions	12	A	W (OT)	34-31

TEXANS TIME

The Texans set a franchise record with 43:17 of possession in Week 2 at Jacksonville and led the NFL in time of possession, holding the ball an average of 32:53. Houston has won the time of possession battle in all but four games this season.

TIME OF POSSESSION

Team	Game	1st Qtr	2nd Qtr	1st Hlf	3rd Qtr	4th Qtr	2nd Hlf	OT
Hou	32:53	8:30	7:39	16:09	8:32	8:06	16:38	8:00
Pit	32:07	7:34	8:20	15:54	8:03	8:11	16:14	0:25
Sea	31:36	7:20	8:00	15:20	7:28	8:35	16:03	7:27
Chi	31:33	7:20	7:36	14:56	8:29	8:23	16:52	0:00
Den	31:16	7:43	7:28	15:11	7:06	8:59	16:05	0:00

GETTING BETTER OVERTIME

The Texans are the only team in NFL history to win back-to-back overtime games in a span of five days, doing so in Weeks 11 and 12. It's a rare feat on its own but especially noteworthy given the franchise's overtime history. Prior to 2012, the Texans were 1-7 in overtime games.

HOUSTON TEXANS OVERTIME HISTORY (3-7)

Date	Opponent		Pts	Opp
11/23/03	New England	L	20	23
10/10/04	Minnesota	L	28	34
11/27/05	St. Louis	L	27	33
1/1/06	at San Francisco	L	17	20
12/10/06	Tennessee	L	20	26
9/28/08	at Jacksonville	L	27	30
9/19/10	at Washington	W	30	27
12/13/10	Baltimore	L	28	34
11/18/12	Jacksonville	W	43	37
11/22/12	at Detroit	W	34	31

NO RUNNING ALLOWED

The Texans are tied for having given up the fewest rushing touchdowns this season with five. Houston had a 12-game streak of not allowing a rushing touchdown dating back to Week 15 of 2011 snapped in Week 12 against Detroit.

FEWEST RUSHING TOUCHDOWNS ALLOWED, 2012

Team	Att	Yards	TD
Houston Texans	390	1,560	5
Denver Broncos	404	1,458	5
Chicago Bears	388	1,627	6
San Francisco 49ers	407	1,507	7
Seattle Seahawks	368	1,649	8

Since 2011, Houston has given up the fewest rushing touchdowns in the AFC and second-fewest in the NFL with 13.

FEWEST RUSHING TOUCHDOWNS ALLOWED, 2011-12

Team	Att	Yards	TD
San Francisco 49ers	760	2,743	10
Houston Texans	768	3,096	13
Chicago Bears	772	3,169	16
Denver Broncos	892	3,479	16
Pittsburgh Steelers	790	3,047	16

TOUGH TO SCORE ON

Houston has given up the sixth-lowest percentage of scoring drives in the NFL and is the toughest AFC team to score on this season at 28.0 percent (56-of-200).

OPPONENT SCORING EFFICIENCY

Team	Opp Drives	TD Drives	TD Eff.	FGs Made	FG Eff.	Scoring Drives	Scoring Efficiency
Chicago	195	26	13.3	23	11.8	49	25.1
San Francisco	180	26	14.4	22	12.2	48	26.7
Denver	193	30	15.5	22	11.4	52	26.9
Arizona	211	32	15.2	25	11.8	57	27.0
Seattle	169	23	13.6	23	13.6	46	27.2
Houston	200	35	17.5	21	10.5	56	28.0

MAX PROTECT

The Texans have allowed the fourth-fewest sacks in the AFC this season with 24.

2012 AFC FEWEST SACKS ALLOWED

TEAM	SACKS	YARDS
Denver	21	-137
New England	27	-182
Oakland	27	-208
Houston	28	-216

The @HoustonTexans ahave allowed the fourth-fewest sacks in the #AFC this season: 28. #Texans

SACK TOWN

Houston is tied for fifth in the NFL and are third with 44 sacks, equaling the team record it set in 2011. In 2011, the Texans were third in the AFC and sixth in the NFL in sacks.

2012 NFL SACK LEADERS

TEAM	SACKS	YARDS
Denver	52	-364
St. Louis	52	-325
Cincinnati	51	-361
Green Bay	47	-309
Houston	44	-269
Minnesota	44	-284

TEXANS RETURN SACK-HAPPY YOUTH MOVEMENT

The Texans' turnaround on defense in 2011 relied heavily on young talent, especially when it came to pressuring the quarterback. Of Houston's franchise-record 44 sacks in the regular season, 31.5 (71.6 percent) came from players with three years of experience or less.

Houston returned 10 of the 12 players who had sacks on the 2011 team. Those players accounted for 87.5 percent (38.5 of 44 sacks) of Houston's sacks a year ago. Seventy-eight percent (34.5) of the Texans' 44 sacks this season have come from players with four years or less experience.

HOUSTON'S 2012 SACK BREAKDOWN BY EXPERIENCE

Player	Sacks	Yards	Exp	Age
J.J. Watt	20.5	138.5	2	23
Antonio Smith	7.0	51.0	8	31
Whitney Mercilus	6.0	17.0	R	22
Connor Barwin	3.0	15.0	4	26
Brooks Reed	2.5	11.5	2	25
Tim Jamison*	1.0	12.0	4	26
Glover Quin	1.0	8.0	4	26
Danieal Manning	1.0	0.0	7	30
Barrett Ruud	1.0	8.0	8	29
Bradie James	0.5	4.0	10	31
Brice McCain	0.5	4.0	4	25
Total	44.0	269.0	4.8	26.7

* Placed on Injured Reserve

DEFENSE CONTROLLING THE CLOCK?

Houston leads the NFL in time of possession at 32:53 per game. It's a statistic that is often equated with a team's proficiency in sustaining drives. In the Texans' case, it's also a measure of how the defense keeps the opposition off the field.

The Texans have only allowed 13 drives of five minutes or longer in 200 possessions this season.

FIVE-MINUTE DRIVES ALLOWED

Team	Poss.	Drives	TDs	Points
Houston	200	13	6	51
Chicago	195	15	4	36
Denver	193	15	6	53
New England	196	16	6	69
Washington	183	16	5	53

HERE'S WHY

The Texans control the clock because their defense has been able to get off the field. Houston is third in the NFL in third-down efficiency, holding opponents to a 33.0 percent conversion rate (71-of-215). The Texans forced an NFL-high 84 third-and-10-plus situations this season. Houston has forced 52 three-and-outs to rank fourth in the NFL.

OPPONENT THIRD-DOWN CONVERSION SUMMARY

	Total			1		2		3		4		5		6		7		8		9		10+	
Team	M	A	Pct.	M	A	M	A	M	A	M	A	M	A	M	A	M	A	M	A	M	A	M	A
Den	66	216	30.6	13	18	5	16	8	20	9	17	5	17	0	12	5	12	6	21	2	14	13	69
Ari	73	222	32.9	10	23	6	16	7	17	3	9	5	19	12	30	3	8	7	15	7	17	13	68
Hou	71	215	33.0	14	16	7	13	6	20	4	11	8	22	5	14	2	11	3	9	3	15	19	84
SF	71	215	33.0	18	29	4	20	4	15	6	15	6	12	9	20	5	16	5	19	3	12	11	57
Pit	73	206	35.4	16	27	7	12	8	17	6	18	7	19	4	12	2	16	6	12	4	13	13	60

The @HoustonTexans are 3rd the NFL in 3rd-down defense at 33.0% (71-of-215). #Texans

< 200

Since Defensive Coordinator Wade Phillips took control of Houston's defense in 2011, the Texans have held opponents to 200 yards or less in a game five times, including a franchise-low 117 yards allowed against Jacksonville in Week 2.

GAMES HOLDING OPPONENTS TO 200 YARDS OR LESS, 2011-12

Houston	5
Baltimore	5
Pittsburgh	4
Seattle	4
San Francisco	3
Green Bay	3

The @HoustonTexans have held 5 opponents to less than 200 yards with @sonofbum as D-Coordinator. #Texans

O-LINE LEADING THE WAY

Houston's offensive line has blocked for 26 100-yard rushing performances since the start of the 2010 season, the most in the NFL in that time. The Texans' line blocked for eight 100-yard performances in 2010, 11 in 2011 and seven thus far in 2012. Houston was 7-2 in 2011 when having a 100-yard rusher.

100-YARD RUSHING PERFORMANCES, 2010-12

Team	100-Yard Performances
Houston	26
Minnesota	20
Philadelphia	17
Tennessee	17
Washington	17
Atlanta	16
Jacksonville	16

TEXANS' D PICKS UP WHERE IT LEFT OFF

Phillips

Houston's defense has maintained its level of play from its first year under the guidance of Defensive Coordinator Wade Phillips, when it ranked second in total defense in 2011. The 2012 defense ranked seventh in the NFL, holding opponents to 323.3 yards per game.

The Texans' defense posted one of the best performances in franchise history in Week 2 at Jacksonville, holding the Jaguars to a record-low 117 yards of offense. Houston also held Baltimore to less than 200 yards in Week 7, marking the fifth time it has done so under Phillips.

Below are some notable facts about the Texans' defense this season:

- Leads the NFL in:
  - Fewest five-minute drives allowed: 13
  - Fewest 10-play drives allowed: 17
  - Opponent time of possession: 27:07
  - Passes defensed: 118
  - Rushing touchdowns allowed: 5 (tied)
  - Third-and-10-plus situations: 84

Since 2011, the Texans are third in the NFL in total defense (304.5) and pass defense (207.7) and rush defense (96.8) and fourth in points allowed (19.0). The Texans' defense leads the NFL in pass completion percentage (52.5) and since 2011. Houston's 88 sacks over the last two years ranks fifth in the NFL.

RUSHING UNDER DENNISON

Dennison

The Texans surpassed 2,000 rushing yards as a team for the third consecutive season in 2012. It's not a coincidence that every 2,000-yard rushing season in the franchise's history has come since Offensive Coordinator Rick Dennison joined the Texans coaching staff in 2010.

Dennison has orchestrated a running game that set franchise rushing records in 2010 and 2011. The Texans ranked second in the NFL with 153.0 rushing yards per game and set a franchise record with 2,448 rushing yards in 2011. That total bested the previous mark of 2,042 set in Dennison's first year directing the offense in 2010. The Texans ranked eighth in the NFL with 2,123 rushing yards (132.7 average) in 2012.

Dennison has helped direct a top-10 run game in 10 of the last 12 seasons as either an offensive line coach or offensive coordinator.

TEAM RUSHING UNDER DENNISON

Year	Team	Position	Att.	Yds	Avg.	Rnk
2001	Denver	Offensive Line	481	1,877	3.9	10
2002	Denver	Offensive Line	457	2,266	5.0	5
2003	Denver	Offensive Line	543	2,629	4.8	2
2004	Denver	Offensive Line	534	2,333	4.4	4
2005	Denver	Offensive Line	542	2,539	4.7	2
2006	Denver	Off. Coordinator	488	2,152	4.4	8
2007	Denver	Off. Coordinator	429	1,957	4.6	9
2008	Denver	Off. Coordinator	287	1,862	4.8	12
2009	Denver	Offensive Line	440	1,836	4.2	18
2010	Houston	Off. Coordinator	423	2,042	4.8	7
2011	Houston	Off. Coordinator	546	2,448	4.5	2
2012	Houston	Off. Coordinator	508	2,123	4.2	8

OT WIN PRODUCES STATISTICAL MILESTONES

Houston's 43-37 win against Jacksonville in Week 11 produced some rare statistical milestones:

- Houston's 653 yards of total offense were the most in an NFL game since 1990 and were the third-most in a League game since the AFL-NFL merger in 1970.

SINGLE-GAME TOTAL OFFENSE

Team	Date	Opp	Rush Yds	Pass Yds	Total Yds
Washington Redskins	11/4/90*	Det	194	482	676
San Diego Chargers	12/20/82	Cin	175	486	661
Houston Texans	11/18/12*	Jac	149	504	653
Pittsburgh Steelers	11/10/02*	Atl	182	463	645
New England Patriots	9/12/11	Mia	106	516	622

* Overtime game

- The Texans tied the NFL record for most first downs in a game in NFL history with 39. Houston's 26 passing first downs tied for the third-most in League history.

SINGLE-GAME FIRST DOWNS

Team	Date	Opp	Tot 1st	Rush 1st	Pass 1st	Pen 1st
Houston Texans	11/18/12	Jac	39	10	26	3
New York Jets	11/27/88	Mia	39	13	23	3
Detroit	9/23/12	Ten	36	11	23	2
Jacksonville	10/20/96	StL	36	10	24	2
Kansas City	10/24/04	Atl	36	21	14	1
New Orleans	10/23/11	Ind	36	16	19	1
New Orleans	12/18/11	Min	36	9	23	4
San Francisco	10/18/98	Ind	36	9	22	5

- QB Matt Schaub's 527 yards passing were second only to Norm Van Brocklin's 554 against the New York Yanks on Sept. 28, 1951. Since the merger, no one has thrown for as many yards as Schaub did Sunday, save for another Houston quarterback, former Oiler Warren Moon, in 1990.

SINGLE-GAME PASSING YARDS (1970-2012)

Player	Date	Tm	Opp	Att	Cmp	Yds	TD
Matt Schaub	11/18/12	Hou	Jac	55	43	527	5
Warren Moon	12/16/90	Hou	KC	45	27	527	3
Boomer Esiason	11/10/96	Ari	Was	59	35	522	3
Dan Marino	10/23/88	Mia	NYJ	60	35	521	3
Matthew Stafford	1/1/12	Det	GB	59	36	520	5

- WR Andre Johnson's 273 yards receiving were the seventh-most in NFL history and the most by a player since 2000.

SINGLE-GAME RECEIVING YARDS

Player	Date	Tm	Opp	Rec	Yds	Avg	TD
Flipper Anderson	11/26/89	LAN	NO	15	336	22.4	1
Stephone Paige	12/22/85	KC	SD	8	309	38.6	2
Jimmy Smith	9/10/00	Jac	Bal	15	291	19.4	3
Jerry Rice	12/18/1995	SF	Min	14	289	20.6	3
John Taylor	12/11/1989	SF	LAN	11	286	26.0	2
Terrell Owens	12/17/2000	SF	Chi	20	283	14.2	1
Andre Johnson	11/18/2012	Hou	Jac	14	273	19.5	1

TEXANS ON THE OFFENSIVE

The Texans posted two of the top-five offensive performances in franchise history in overtime wins against Jacksonville in Week 11 and at Detroit in Week 12, including a franchise-record 653 yards against the Jaguars.

Houston's output against Jacksonville was the most by a team since 1990 and the third-most since the 1970 AFL-NFL merger. Four of Houston's top-five offensive performances have come on the road.

TOP 5 OFFENSIVE PERFORMANCES IN TEXANS FRANCHISE HISTORY

Date	Opp	W/L	Score	Tot Yds	Rush Yds	Pass Yds
11/18/12	Jacksonville	W	43-37 (OT)	653	149	504
12/7/08	at Green Bay	W	24-21	549	141	408
9/19/10	at Washington	W	30-27 (OT)	526	58	468
10/23/11	at Tennessee	W	41-7	518	222	296
11/22/12	at Detroit	W	34-31 (OT)	501	205	296

QUITE A PAIR

RB Arian Foster and WR Andre Johnson were the NFL's top rushing-receiving combo in 2012. Foster rushed for 1,424 yards and Johnson had 1,598 yards receiving for a combined 3,022 yards from scrimmage. It's not the first time the duo has been atop the NFL. Foster (1,616 rushing) and Johnson (1,216 receiving) formed the NFL's most formidable rushing-receiving combo in 2010 with a combined 2,832 yards.

TOP RUSHING-RECEIVING DUOS, 2012

Team	Rusher	Yards	Receiver	Yards	Total
Hou	Arian Foster	1,424	Andre Johnson	1,598	3,022
TB	Doug Martin	1,454	Vincent Jackson	1,384	2,838
Min	Adrian Peterson	2,097	Percy Harvin	677	2,774
Det	Mikel Leshoure	798	Calvin Johnson	1,964	2,762
NE	Stevan Ridley	1,263	Wes Welker	1,354	2,617
Chi	Matt Forte	1,094	Brandon Marshall	1,508	2,602
Cin	BenJarvis Green-Ellis	1,094	A.J. Green	1,350	2,444

Since 2010, the Texans are the only team in the NFL with a player who averages more than 90 yards rushing per game and a receiver who averages more than 90 yards per game. Foster ranks second in the NFL with 94.8 yards rushing per game and Johnson is second in the NFL with 91.8 yards receiving per game in that time.

TEXANS OFFSEASON PERSONNEL MOVES

FEB. 10 — Karl Dorrell joined the Houston Texans coaching staff as quarterbacks coach. Dorrell brings 24 years of collegiate and professional coaching experience to the Texans, including the last four seasons with the Miami Dolphins.

FEB. 14 — Veteran college coach Dan Hammerschmidt was hired as an offensive assistant.
Marc Lubick was promoted to wide receivers assistant from offensive assistant.
Jim Ryan was promoted to assistant offensive line coach from offensive assistant.

The @HoustonTexans have sold out all 111 preseason, regular season and postseason home games in franchise history #Texans

THE BIG THREE REUNITED

Foster

Johnson

QB Matt Schaub, WR Andre Johnson and RB Arian Foster were on the field at the same time for 40 of Houston's 70 offensive snaps in Week 1 against Miami. That's normally not that big of a deal.

But considering Schaub, Johnson and Foster were on **the field together for just 45 of the team's 1,046 plays** last season--4.3 percent of the time, it was a big deal.

Houston's top three offensive weapons were on the field together for the first time since Week 4 of the 2011 season, a span of 12 regular season games and two postseason games. The trio combined to account for all three Texans touchdowns against the Dolphins and 331 of the team's 337 net yards (98.2 percent).

Foster missed last year's season opener with a hamstring injury and only played in the first half of the Week 2 matchup at Miami. He then sat out the Week 3 game at New Orleans.

Johnson went down with his own hamstring injury in the first half of the Week 4 contest against Pittsburgh, which was also the first time Foster was at full strength and played an entire game. Johnson's injury kept him sidelined him for the next six weeks.

Schaub was lost for the remainder of the 2011 season after suffering a Lisfranc injury in Week 10 at Tampa Bay, two weeks prior to Johnson's return.

SCHAUB SIGNS EXTENSION

Schaub

QB Matt Schaub signed a contract extension on Saturday, Sept. 8. He reaffirmed why he got that extension in the season opener against Miami the following day.

Schaub completed 20-of-31 passes for 266 yards, one touchdown and no interceptions for a 102.5 passer rating in the 30-10 win.

Acquired via trade from the Atlanta Falcons on March 22, 2007, Schaub has started 78 games as the Texans signal caller and thrown for 20,458 yards and 114 touchdowns in that time. He owns the franchise records for most 300-yard games (25), career passer rating (93.9), passing yards, passing touchdowns, completions (1,690) and wins (44).

Schaub is only one of 12 quarterbacks in NFL history to pass for 4,000-yards in back-to-back seasons and one of eight to throw for 9,000 combined yards in consecutive seasons. He won 70 percent of his starts in 2011 before a Lisfranc injury in Week 10 at Tampa Bay landed him on IR. He finished the year with 2,479 yards, 15 touchdowns and six interceptions. While at the helm, the Texans offense ranked seventh in the NFL, averaging 396.2 yards per game.

The 2010 Pro Bowl MVP led the NFL with 4,770 passing yards in 2009. He ranks seventh in NFL history with a 64.4 completion percentage. Since taking over as the Texans starter, the Pennsylvania native ranks in the top 10 in the NFL in passer rating, passing yards, completion percentage, completions and passes of 25-plus yards.

The @HoustonTexans have won the possession battle in all but three games this season and lead the NFL in TOP at 33:09 #Texans

MIDSEASON CAPTAINS NAMED

C Chris Myers (offense) and second-year players DE J.J. Watt (defense) and FS Shiloh Keo (special teams) were voted as mid-season captains by their teammates on Nov. 7, Head Coach Gary Kubiak announced.

Myers was named a mid-season captain for the second consecutive year. He has started 78 consecutive games at center for the Texans since joining the team as part of a trade with Denver in 2008.

Watt is tied for the NFL lead with 19.5 sacks and leads the Texans with 100 tackles, 33 tackles for loss, 38 quarterback hits and 15 passes defensed.

Keo has 11 special teams tackles this season and an interception.

Keo, Myers and Watt joined several other Texans who were named captains on Sept. 7: WR Andre Johnson and QB Matt Schaub on offense, DE Antonio Smith and ILB Brian Cushing on defense, and ILB Tim Dobbins on special teams.

2012 HOUSTON TEXANS CAPTAINS

OFFENSE	DEFENSE	SPECIAL TEAMS
WR Andre Johnson	ILB Brian Cushing (IR)	ILB Tim Dobbins
C Chris Myers*	DE Antonio Smith	FS Shiloh Keo*
QB Matt Schaub	DE J.J. Watt*	

* Voted mid-season captain

Johnson is in his sixth season as a captain, Schaub is in his fifth and Smith is in his third, while Cushing and Dobbins were voted captains mid-season last year.

MAKING THEIR DEBUTS

Seven veterans made their Texans regular season debuts against Miami in Week 1. They are listed below:

PLAYER	PREVIOUS NFL TEAM
CB Alan Ball (unrestricted free agent)	Dallas Cowboys
FB Tyler Clutts (trade)	Chicago Bears
RB Justin Forsett (unrestricted free agent)	Seattle Seahawks
K Shayne Graham (free agent)	Baltimore Ravens
T Ryan Harris (free agent)	Denver Broncos
ILB Bradie James (unrestricted free agent)	Dallas Cowboys
P Donnie Jones (unrestricted free agent)	St. Louis Rams

ILB Barrett Ruud made his Texans debut against Buffalo in Week 9 and NT Terrell McClain played his first game as a Texan in Week 11 vs. Jacksonville. CB Stanford Routt made his Texans debut in Week 14 at New England.

Eight rookies are on the Texans active roster and four made their NFL regular season debuts in Week 1 against Miami. They are listed below:

ROOKIE	COLLEGE
DE Jared Crick (fourth-round pick)	Nebraska
C Ben Jones (fourth-round pick)	Georgia
WR Keshawn Martin (fourth-round pick)	Michigan State
OLB Whitney Mercilus (first-round pick)	Illinois

Second-year WR Lestar Jean, who spent his rookie season on Injured Reserve, made his NFL regular-season debut against Miami in Week 1. Rookie third-round pick WR DeVier Posey made his NFL debut against Tennessee in Week 4, as did G Brandon Brooks in Week 12 at Detroit, and SS Eddie Pleasant in Week 16 against Minnesota.

HOUSTON'S RAVING FANS

The Texans have played to capacity crowds at Reliant Stadium since beginning play in the NFL in 2002, selling out all 110 preseason, regular season and postseason home games in franchise history.

Following the 2002 season, Reliant Stadium seating was expanded to 71,054 to incorporate more "Raving Fans."

TEXANS ROSTER FACTS

Oldest Texans player	K Shayne Graham, 34
Youngest Texans player	OLB Whitney Mercilus, 22
Most seasons as a Texan	Andre Johnson, 10
Most NFL seasons	K Shayne Graham, 11
Tallest Texans	T Andrew Gardner, 6'6"
	T Derek Newton, 6'6"
Shortest Texan	RB Justin Forsett, 5'8"
Former first round draft picks (7)	T Duane Brown (Texans, 2008)
	ILB Brian Cushing (Texans, 2009) (IR)
	CB Kareem Jackson (Texans, 2010)
	CB Johnathan Joseph (Bengals, 2006)
	WR Andre Johnson (Texans, 2003)
	OLB Whitney Mercilus (Texans, 2012)
	DE J.J. Watt (Texans, 2011)
Native Texans (8)	FB James Casey (Azle)
	SS Quintin Demps (San Antonio)
	DE David Hunter (Houston) (IR)
	FS Danieal Manning (Corsicana)
	CB Brice McCain (Terrell) (IR-DFR)
	NT Earl Mitchell (Galena Park)
	CB Stanford Routt (Austin)
	T Wade Smith (Dallas)
Played college in Texas (6)	OLB Bryan Braman (West Texas A&M)
	FB James Casey (Rice)
	SS Quintin Demps (UTEP)
	DE David Hunter (Houston) (IR)
	FS Danieal Manning (Abilene Christian)
	LS Jon Weeks (Baylor)
Coaches who played in the NFL	Perry Carter (Ariz., KC, Oak.)
	Rick Dennison (Den.)
	Vance Joseph (NYJ, Ind.)
	Bill Kollar (Cin., TB)
	Gary Kubiak (Den.)
	Jim Ryan (Den.)
	Cedric Smith (Ariz., Wash., NO, Minn.)

MARCIANO AND HARRIS IN 11TH SEASON WITH TEXANS

Special teams coordinator Joe Marciano and running backs coach Chick Harris are in their 11th seasons with the Texans. The pair are the only holdovers from the original coaching staff during the Texans' first season, in 2002.

Marciano, Harris, Director of Equipment Services Jay Brunetti and Director of Broadcasting and play-by-play voice Marc Vandermeer are the only four Texans staff members who have been at every game in franchise history.

2012 HOUSTON TEXANS DRAFT CLASS

Round 1, Pick 26 (26th Overall)
Whitney Mercilus OLB 6-4 257 Illinois
Tied the franchise rookie sack record with 6.0

Round 3, Pick 5 (68th Overall)
DeVier Posey WR 6-2 206 Ohio State
Recoverd a blocked punt for a touchdown and saw increased playing time at wide receiver as the season progressed

Round 3, Pick 13 (76th Overall)
Brandon Brooks G 6-5 340 Miami (Ohio)
Played in the final six games of the season, working into the guard rotation

Round 4, Pick 4 (99th Overall)
Ben Jones C 6-3 303 Georgia
Began seeing time at RG in Week 2 and was a full-fledged starter by Week 7. Named team Rookie of the Year

Round 4, Pick 26 (121st Overall)
Keshawn Martin WR 5-11 190 Michigan St.
Ranked fifth in the NFL in punt return average (12.1) and had the single-best return day of anyone in the NFL in Week 6 against Green Bay with 238 return yards

Round 4, Pick 31 (126th Overall)
Jared Crick DE 6-4 287 Nebraska
Became an integral part of the defensive line rotation with 32 tackles

Round 5, Pick 26 (161st Overall)
Randy Bullock K 5-9 208 Texas A&M
Placed on IR Aug. 25

Round 6, Pick 25 (195th Overall)
Nick Mondek T 6-5 303 Purdue
Practice Squad

5 Offensive Players (2 Wide Receivers, Guard, Center, Tackle)
2 Defensive Players (Linebacker, Defensive End)
1 Special Teams Player (Kicker)

LOOKING AHEAD TO 2013

Houston's 2013 schedule will feature seven games against 2012 playoff teams, including four against division winners.

2013 OPPONENTS

HOME	AWAY
Denver	Kansas City
Oakland	San Diego
St. Louis	Arizona
Seattle	San Francisco
New England	Baltimore
Indianapolis	Indianapolis
Jacksonville	Jacksonville
Tennessee	Tennessee

NEW VIDEO DISPLAYS WILL BE A BIG DEAL

The Harris County Sports & Convention Corporation unaninmously approved a purchase agreement with Diamond Vision Systems Division of Mitsubishi Electric Power Products, Inc. at a board of directors meeting on Wednesday, Dec. 19.

The new boards will be installed in time for the 2013 preseason and will make Reliant Stadium home to the largest video displays in the National Football League and Major League Baseball. Mitsubishi Electric Diamond Vision Systems provided the following facts about the displays:

Display Facts:

- Image area 52.49' (H) x 277.17' (W)
- 14,549 Square Feet of Display Surface
- Display resolution of 1,000 x 5,280 pixels
- 4.4 trillion colors and 960 Hz refresh rate for jitter-free HD images
- Each Display weighs more than 100 tons

Additional Information:

- Manufactured by Mitsubishi Electric's Diamond Vision Systems Division
- The largest display in the NFL or MLB (more than 25 percent larger than current title holder, Cowboy Stadium, in Arlington, Texas.
- The widest display in professional sports, roughly 40 percent wider than current title holder, Safeco Field in Seattle, Wash.
- Largest end zone video display in the NFL, more than 70 percent larger than current title holder, LP Field in Nashville, Tenn.
- Wider than the wing span of a 747
- Equal to roughly 3,050 Qty. 40" LCD displays
- Other recent notable Diamond Vision installations include the Dallas Cowboys (Cowboy Stadium), New York Yankees (Yankee Stadium), Green Bay Packers (Lambeau Field), Boston Red Sox (Fenway Park), Seattle Seahawks (Century Link Field).

RUSHING TO WIN

Kubiak

Under head coach Gary Kubiak, the Texans have made running the ball effectively a priority, and that philosophy has been proven in the team's win-loss record since 2006.

When Houston has run the ball 30 or more times over the last seven seasons, the team is 43-5 (.896 winning pct.). By contrast, Houston is 3-31 when rushing less than 25 times. Houston ran the ball a team-record 48 times for 215 yards at Jacksonville in Week 2. The Texans were 4-1 in 2010, 9-3 in 2011 and are 11-0 in 2012 when rushing 30 or more times.

HOUSTON TEXANS RECORD BY RUSHING ATTEMPTS, 2006-12

Rushing Att.	Avg. Rush Yds	Record
30 or more	153.2	43-5
25-29	113.6	13-16
Less than 25	72.8	3-32

PRECISION PASSING

When head coach Gary Kubiak was hired in 2006, he brought with him an offensive philosophy based on a strong running game and a precision passing attack.

Since 2006, the Texans have the second-most accurate passing offense in the NFL. Texans quarterbacks have combined to complete 65.2 percent of their passes.

HIGHEST TEAM COMPLETION PERCENTAGE, 2006-12

Team	Att	Cmp	Pct	Net Yds	YPG
New Orleans Saints	4,406	2,948	66.9	32,934	294.1
Houston Texans	3,753	2,448	65.2	26,930	240.4
New England Patriots	3,999	2,593	64.8	29,729	265.4
Green Bay Packers	3,953	2,535	64.1	29,219	260.9
Dallas Cowboys	3,938	2,516	63.9	28,989	258.8

ROAD WARRIORS

The Texans have the NFL's third-best road offense since 2008, averaging 381.4 yards in their 40 road games in that time. Houston led the NFL in road offense in 2009, averaging 407.4 yards per game, and was third in 2010 with 393.9 yards per game. Houston was also third in road offense in 2008 with 367.3 yards per game.

Houston averaged 368.4 yards per game on the road to rank eighth in the NFL in 2012.

TOP NFL ROAD OFFENSES, 2008-12

Team	G	Tot Yds	Tot Yds/g	Rush Yds	Pass Yds
New Orleans Saints	40	16,347	408.7	4,439	11,908
New England Patriots	40	15,397	384.9	4,700	10,697
Houston Texans	40	15,254	381.4	4,757	10,497
Philadelphia Eagles	40	14,540	363.5	4,837	9,703
Green Bay Packers	40	14,509	362.7	4,094	10,415

The @HoustonTexans own the third-best road offense in the NFL since 2008 - 382.1 yards per game. #Texans

The @HoustonTexans are 43-5 when rushing 30 or more times under Gary Kubiak since 2006. #Texans

OFFENSIVE PROWESS UNDER KUBIAK

The Houston Texans have put up some impressive offensive numbers under Head Coach Gary Kubiak since 2006. Houston is the only team in the NFL to have had their total offense, passing offense and rush**ing offense to each rank in the top five at least once since 2008.**

The New Orleans Saints have ranked in the top five in either total offense or passing offense each year since 2008, but have not had a top-five rushing offfense in that time.

OFFENSIVE PRODUCTION UNDER KUBIAK (2006-12)

Year	Total	Rank	Rush	Rank	Pass	Rank
2006	279.1	28	105.4	21	173.6	27
2007	333.6	14	99.1	22	234.4	6
2008	382.1	3	115.4	13	266.7	4
2009	383.1	4	92.2	30	290.9	1
2010	386.6	3	127.6	7	259.0	4
2011	372.1	13	153.0	2	219.1	18
2012	372.1	7	132.7	8	239.4	11
Totals	358.4	6	117.9	15	240.4	8
Since 2008	379.2	3	124.2	7	255.0	6

#Texans are the only team to have had its total offense, **passing offense and rushing offense rank in the top five** at least once since 2008.

INCREASED PASS PROTECTION

The improved pass protection of the offensive line has been a key reason the Houston passing attack has been one of the most dangerous in the NFL under head coach Gary Kubiak over the last six seasons.

Since 2007, Texans quarterbacks have been sacked 172 times on 3,444 pass plays, or a mere 4.99 percent of the time. That sack percentage is the seventh-lowest in the NFL during that period.

LOWEST SACK PERCENTAGE, 2007-12

Team	Pass Plays	Cmp	Gross Yds	Sk	Sk Pct
New Orleans Saints	3,951	2,576	29,310	125	3.16%
Indianapolis Colts	3,720	2,241	25,254	142	3.82%
New York Giants	3,396	1,959	23,877	152	4.48%
Tennessee Titans	3,138	1,768	20,051	147	4.68%
New England Patriots	3,643	2,267	27,312	171	4.69%
Atlanta Falcons	3,513	2,081	23,519	168	4.78%
Houston Texans	3,444	2,119	25,314	172	4.99%
Denver Broncos	3,471	2,006	23,815	181	5.21%

In comparison, Houston allowed a sack on 10.63 percent of pass plays from 2002-06, giving up 272 sacks on 2,559 plays prior to the arrival of QB Matt Schaub.

HOUSTON TEXANS SACK PERCENTAGES, 2002-06 vs. 2007-12

Years	W-L	Pass Plays	Cmp	Gross Yds	Sk	Sk Pct
2002-06	24-56	2,287	1,368	13,141	272	10.63%
2007-12	53-43	3,444	2,119	25,314	172	4.99%

FOSTER SINCE THE BREAKOUT

Foster

RB Arian Foster had a breakout year in 2010, leading the NFL in virtually every rushing and scrimmage yards category. He has maintained that level of play since and ranks second in the NFL in rushing yards per game (94.8) and leads the NFL in scrimmage yards per game (126.7) and touchdowns from scrimmage (47) in that time.

RUSHING YARDS PER GAME, 2010-12

Player, Tm	G	Att	Yds	Avg	Lg	TD	Yds/G
A. Peterson, Min	43	839	4365	5.2	82t	36	101.5
A. Foster, Hou	45	956	4264	4.5	74t	41	94.8
M. Jones-Drew, Jac	36	728	3344	4.6	59t	14	92.9
J. Charles, KC	34	527	3059	5.8	91t	10	90.0
R. Rice, Bal	48	855	3727	4.4	70t	26	77.6

SCRIMMAGE YARDS PER GAME, 2010-12

Player, Tm	G	Rush Att	Rush Yards	Rec Rec	Rec Yards	Rec Touch	Scrim Yards	ScrimYds/ Game
A. Foster, Hou	45	956	4264	159	1438	1115	5702	126.7
A. Peterson, Min	43	839	4365	94	697	933	5062	117.7
M. Jones-Drew, Jac	36	728	3344	91	777	819	4121	114.5
R. Rice, Bal	48	855	3727	200	1738	1055	5465	113.9
J. Charles, KC	34	527	3059	85	713	612	3772	110.9

TOUCHDOWNS FROM SCRIMMAGE 2010-12

Player, Tm	G	Rush TD	Rec TD	Scrim TD
A. Foster ,Hou	45	41	6	47
R. Gronkowski, NE	43	1	38	39
A. Peterson, Min	43	36	3	39
L. McCoy, Phi	42	26	8	34
M. Turner, Atl	48	33	1	34

FOSTER A DIVISION LEADER

Houston Texans RB Arian Foster leads the AFC at 94.8 rushing yards per game since 2010. Foster has been particularly hard on division opponents in that time. Since 2010, Foster has averaged 110.1 rushing yards per game and has scored 16 touchdowns on the ground against AFC South opponents. No other AFC back has posted better numbers than that against division opponents. Minnesota RB Adrian Peterson is averaging an NFC-best 115.5 rushing yards per game against NFC North foes in that time.

Below is a look at the top ground producers in the NFL against their own division since 2010:

RUSHING YARDS PER GAME vs. DIVISION OPPONENTS 2010-12

Player, Tm	G	Att	Yds	Avg	Lg	TD	Yds/G
A. Peterson, Min	15	315	1,732	5.5	82t	12	115.5
A. Foster, Hou	16	375	1,762	4.7	56	16	110.1
M. Jones-Drew, Jac	13	287	1,376	4.8	59t	8	105.8
L. McCoy, Phi	15	262	1,358	5.2	60	5	90.5
D. McFadden, Oak	12	213	1,023	4.8	57t	4	85.3

#Texans RB @ArianFoster is averaging 110.1 rushing yards per game against AFC South foes since 2010.

THE ROADRUNNER

Texans RB Arian Foster ranked second in the AFC with 1,424 rushing yards and became the first back in team history to top the 1,000-yard mark in three consecutive seasons. A large part of his success came on the road, where he rushed for more than 100 yards five times in 2012. Foster averaged an AFC-best 93.9 rushing yards per game on the road.

ARIAN FOSTER ON THE ROAD IN 2012

Date	Opponent	Att	Yds	Avg	Lg	TD
Sept. 16	Jacksonville	28	110	3.9	18	1
Sept. 23	Denver	25	105	4.2	22	0
Oct. 8	New York Jets	29	152	5.2	46	1
Nov. 11	Chicago	29	102	3.5	21	0
Nov. 22	Detroit	20	102	5.1	15	2
Dec. 2	Tennessee	14	38	2.7	7	1
Dec. 10	New England	15	46	3.1	15	1
Dec. 30	Indianapolis	16	96	6.0	39	1
AVERAGES		22.0	93.9	4.3	46	0.9

ARIAN IN THE ZONE

It's no secret who is getting the football when the Texans enter the red zone. RB Arian Foster led the NFL in red zone rushing, carrying the ball 74 times for 210 yards and 15 touchdowns in 2012.

TOP RED ZONE RUSHERS

Player	Team	Carries	Yards	Avg	TDs	TD%
Arian Foster	Hou	74	210	2.84	15	20.3
Ahmad Bradshaw	NYG	50	178	3.56	6	12.0
Alfred Morris	Was	52	168	3.23	11	21.2
Stevan Ridley	NE	58	163	2.81	12	20.7
Marshawn Lynch	Sea	51	137	2.69	7	13.7

FOSTER CATCHES ON

RB Arian Foster was a formidable receiving option out of the backfield with 53 receptions for 617 yards in 2011, besting his 2010 receiving total of 604 yards. Since 2010, Foster has been one of the most effective receiving backs in the NFL with 159 receptions for 1,438 yards and six touchdowns.

MOST RECEIVING YARDS, RUNNING BACKS 2010-12

Player	Rec	Yds	Avg	Lg	TD
D. Sproles, SD-NO	220	1,897	8.6	57t	16
R. Rice, Bal	200	1,738	8.7	52	5
A. Foster, Hou	159	1,438	9.0	78t	6
M. Forte, Chi	147	1,377	9.4	89t	5
L. McCoy, Phi	180	1,280	7.1	40	8

MOST RECEPTIONS, RUNNING BACKS 2010-12

Player, Tm	Rec	Yds	Avg	Lg	TD
D. Sproles, SD-NO	220	1,897	8.6	57t	16
R. Rice, Bal	200	1,738	8.7	52	5
L. McCoy, Phi	180	1,280	7.1	40	8
A. Foster, Hou	159	1,438	9.0	78t	6
M. Forte, Chi	147	1,377	9.4	89t	5

#Texans RB @ArianFoster leads the NFL in red zone rushing with 74 carries for 210 yards and 15 TDs.

100 AND 23

RB Arian Foster has 22 100-yard rushing games since becoming a full-time starter in 2010, the most in the NFL in that time. Foster set a franchise record and tied for the NFL lead with eight 100-yard games in 2010 and had seven in 2011. He had seven 100-yard games in 2012. For his career, Foster has 23 100-yard games, which is a franchise record.

MOST 100-YARD RUSHING GAMES, 2010-12

Player	100-Yd Gms	Total Rush Yds
Arian Foster, Hou	22	4,264
Adrian Peterson, Min	18	4,365
Chris Johnson, Ten	17	3,654
Marshawn Lynch, Sea	16	3,531
Michael Turner, Atl	15	3,511
Maurice Jones-Drew, Jac	14	3,344

The Texans are 17-6 overall and were 7-0 in 2012 when Foster rushes for more than 100 yards.

FOSTER'S 100-YARD RUSHING GAMES, CAREER

Date	Opp	W/L	Att	Yds	Avg	Lg	TD
1/3/10	NE	W	20	119	6.0	24	2
9/12/10	Ind	W	33	231	7.0	42	3
9/26/10	Dal	L	17	106	6.2	26	0
10/3/10	at Oak	W	17	133	7.8	74t	1
11/1/10	at Ind	L	15	102	6.8	33	1
11/7/10	SD	L	27	127	4.7	15	2
11/28/10	Ten	W	30	143	4.8	37	0
12/13/10	Bal	L	20	100	5.0	16	0
1/2/11	Jac	W	31	180	5.8	56	2
10/2/11	Pit	W	30	155	5.2	42t	1
10/23/11	atTen	W	25	115	4.6	17	2
10/30/11	Jac	W	33	112	3.4	14	1
11/6/11	Cle	W	19	124	6.5	27	1
12/4/11	Atl	W	31	111	3.6	18	1
12/18/11	Car	L	16	109	6.8	22	1
12/22/11	at Ind	L	23	158	6.9	30	1
9/16/12	at Jac	W	28	110	3.9	18	1
9/23/12	at Den	W	25	105	4.2	22	0
10/8/12	at NYJ	W	29	152	5.2	46	1
11/4/12	Buf	W	24	111	4.6	21	1
11/11/12	at Chi	W	29	102	3.5	21	0
11/22/12	at Det	W	20	102	5.1	15	2
12/16/12	Ind	W	27	165	6.1	31	0

FOSTER'S 100-YARD RECEIVING GAMES, CAREER

Date	Opp.	W/L	Rec	Yds	Avg	Lg	TD
10/9/11	Oak	L	5	116	23.2	60	0
10/23/11	at Ten	W	5	119	23.8	78t	1
11/13/11	at TB	W	4	102	25.5	78t	1

TEXANS 100-YARD RUSHERS

MOST 100-YARD RUSHING GAMES, TEXANS HISTORY

Player	100-Yd Gms	Total Rush Yds
Arian Foster, 2009-11	23	4,521
Domanick Williams, 2003-05	11	3,195
Steve Slaton, 2008-11	5	1,832
Ben Tate, 2011	4	1,221
Ron Dayne, 2006-07	2	1,385
Ryan Moats, 2008-09	1	484
Wali Lundy, 2006	1	476

HOME, SWEET HOME

Houston Texans RB Arian Foster has been stellar at home throughout his career. In 23 starts in Reliant Stadium since the 2009 season finale, Foster has rushed for 2,454 yards on 533 carries (4.6 average) with 24 touchdowns. In addition, Foster has caught 68 passes for 579 yards. He is averaging 106.7 rushing yards per game at home and 131.9 yards from scrimmage per start at home in his career. His average rushing total at home is second only to Minnesota's Adrian Peterson, who is averaging 107.1 rushing yards per game in 12 home starts during that time.

Below is a look at Foster's game-by-game rushing totals in home starts throughout his career.

ARIAN FOSTER CAREER RUSHING TOTALS IN HOME STARTS

Date	Opp.		Att	Yds	Avg	Lg	TD	10+
1/3/10	NE	W	20	119	6.0	24	2	4
9/12/10	Ind	W	33	231	7.0	42	3	6
9/26/10	Dal	L	17	106	6.2	26	0	5
10/10/10	NYG	L	11	25	2.3	9	0	0
10/17/10	KC	W	18	71	3.9	21	2	1
11/7/10	SD	L	27	127	4.7	15	2	4
11/28/10	Ten	W	30	143	4.8	37	0	3
12/13/10	Bal	L	20	100	5.0	16	0	3
1/2/11	Jac	W	31	180	5.8	56	2	3
10/2/11	Pit	W	30	155	5.2	42t	1	2
10/9/11	Oak	L	22	68	3.1	20	0	1
10/30/11	Jac	W	33	112	3.4	14	1	1
11/6/11	Cle	W	19	124	6.5	27	1	4
12/4/11	Atl	W	31	111	3.6	18	1	5
12/18/11	Car	L	16	109	6.8	22	1	3
9/9/12	Mia	W	26	79	3.0	14t	2	2
9/30/12	Ten	W	24	86	3.6	16	1	1
10/14/12	GB	L	17	29	1.7	5	2	0
10/21/12	Bal	W	19	98	5.2	16	2	2
11/4/12	Buf	W	24	111	4.6	21	1	5
11/18/12	Jac	W	28	77	2.8	13	0	2
12/16/12	Ind	W	27	165	6.1	31	0	4
12/23/12	Min	L	10	15	1.5	8	0	0
Totals		15-8	533	2,454	4.6	56	24	61
Average			23.1	106.7	4.6	-	1.0	2.7

FOSTER LIKES THE NATIONAL STAGE

Arian Foster is certainly no stranger to national attention after leading the NFL in rushing in 2010 and becoming one of the top picks in fantasy football drafts around the country the last two years.

Foster knows how to seize the spotlight in nationally-televised games as well. Counting last year's playoffs, he has run for more than 100 yards in eight of his 10 national TV outings and is averaging 113 yards per game on national TV.

ARIAN FOSTER ON NATIONAL TELEVISION

Date	Opponent	Att	Yds	Avg	Lg	TD
Mon., Nov. 1, 2010	Indianapolis	15	102	6.8	33	1
Thurs., Dec. 2, 2010	Philadelphia	22	83	3.8	29	1
Mon., Dec. 13, 2010	Baltimore	20	100	5.0	16	0
Thurs.,Dec. 22, 2011	Indianapolis	23	158	6.9	30	1
Sat., Jan. 7, 2012	Cincinnati*	24	153	6.4	42t	2
Sun., Jan. 15, 2012	Baltimore**	27	132	4.9	28	1
Mon., Oct. 8, 2012	New York Jets	29	152	5.2	46	1
Sun., Nov. 11, 2012	Chicago	29	102	3.5	21	0
Thurs., Nov. 22, 2012	at Detroit	20	102	5.1	15	2
Mon., Dec. 10, 2012	at New England	15	46	3.1	15	1
AVERAGES		22.4	113.0	5.1	46	1

* AFC Wild Card Playoff; ** AFC Divisional Playoff

FOSTER A DUAL THREAT

RB Arian Foster is one of the NFL's most complete running backs and he's got the numbers to prove it. Foster is the fifth player in NFL history to have at least 1,000 rushing yards and 600 receiving yards in back-to-back seasons. In 13 games in 2011, Foster rushed for 1,224 yards and caught 53 passes for 617 yards.

The last player to post consecutive 1,000-600 seasons was Philadelphia's Brian Westbrook in 2006-07.

ARIAN FOSTER AND BACK-TO-BACK 1,000-600 YARD PERFORMERS

Player	Year Tm	Rush Yards	Rush TD	Rec Yards	Rec TD	Scrim Yards	Scrim TD
Arian Foster	2010 Hou	1,616	16	604	2	2,220	18
Arian Foster	2011 Hou	1,224	10	617	2	1,841	12
Brian Westbrook	2006 Phi	1,217	7	699	4	1,916	11
Brian Westbrook	2007 Phi	1,333	7	771	5	2,104	12
Priest Holmes	2001 KC	1,555	8	614	2	2,169	10
Priest Holmes	2002 KC	1,615	21	672	3	2,287	24
Priest Holmes	2003 KC	1,420	27	690	-	2,110	27
Marshall Faulk	1998 Ind	1,319	6	908	4	2,227	10
Marshall Faulk	1999 StL	1,381	7	1,048	5	2,429	12
Marshall Faulk	2000 StL	1,359	18	830	8	2,189	26
Marshall Faulk	2001 StL	1,382	12	765	9	2,147	21
Thurman Thomas	1991 Buf	1,407	7	631	5	2,038	12
Thurman Thomas	1992 Buf	1,487	9	626	3	2,113	12

KEEPING PACE WITH THE ALL-TIME GREATS

RB Arian Foster accumulated 5,003 yards from scrimmage in his first 40 games (125.1 yards per game) as a pro, crossing the threshold in Week 5 against the New York Jets to make him the third-fastest running back in NFL history to reach the 5,000-yard mark. He reached the 5,000-yard mark faster than Hall of Famers like Jim Brown and Barry Sanders, who both hit 5,000 career scrimmage yards in their 44th games.

FASTEST RUNNING BACKS TO 5,000 SCRIMMAGE YARDS

Player	Years played	Games to 5,000	Thru 40 gms
Edgerrin James	1999-09	36	5,489
#Eric Dickerson	1983-93	39	5,202
*Arian Foster	2009-12	40	5,003
Clinton Portis	2002-10	41	4,901
LaDainian Tomlinson	2001-11	41	4,836
*Chris Johnson	2008-12	42	4,932
Herschel Walker	1986-97	42	4,775
Terrell Davis	1995-01	42	4,771
Billy Sims	1980-84	43	4,861
*Adrian Peterson	2007-12	44	4,708
#Jim Brown	1957-65	44	4,682
#Barry Sanders	1989-98	44	4,611
Jamal Lewis	2000-09	44	4,580
Ricky Williams	1999-11	44	4,526

Foster had more yards from scrimmage through 40 games than all of the NFL's all-time top 10 scrimmage yards leaders.

- Hall of Famer; * - Active player

@ArianFoster leads the @NFL with 22 100-yard rushing performances since 2010. #Texans

A RARE FEAT

RB Arian Foster became just the third running back in NFL history to rush for at least 1,600 yards and have at least 600 yards receiving in a season in 2010. Foster led the NFL with 1,616 yards and had 604 yards receiving to join LaDainian Tomlinson (2003) and Priest Holmes (2002) as the only players to accomplish the feat.

Foster is one of only seven players in NFL history to have at least 1,500 yards rushing and 600 yards receiving in NFL history and is just the second undrafted player to do so, joining Priest Holmes (twice, in 2001 and 2002).

NFL RUNNING BACKS WITH 1,500 YARDS RUSHING AND 600 YARDS RECEIVING IN A SEASON

Player, TM	Year	Rush	Rec.	Total
Arian Foster, HOU	2010	1,616	604	2,220
Steven Jackson, STL	2006	1,528	806	2,334
LaDainian Tomlinson, SD	2003	1,645	725	2,370
Priest Holmes, KC	2002	1,615	672	2,287
Priest Holmes, KC	2001	1,555	614	2,169
James Wilder, TB	1984	1,544	685	2,229
William Andrews, ATL	1983	1,567	609	2,176

FOSTER DOING IT ALL

RB Arian Foster put his rushing, receiving and scoring talents on display in Week 7 of 2011 at Tennessee, rushing for 115 yards, recording 119 yards receiving and scoring three touchdowns. He was just the fourth player since the 1970 merger to have 100 yards rushing, 100 yards receiving and three touchdowns in the same game.

100-100-3 PERFORMANCES (Since 1970)

Player, Tm	Date	Opp.	Rushing Yds	Rushing TD	Receiving Yds	Receiving TD
Priest Holmes, KC	11/24/02	at Sea	197	2	110	1
Larry Brown, Was	12/16/73	vs. Phi	150	1	105	3
Arian Foster, Hou	10/23/11	Ten	115	2	119	1
Brian Westbrook, Phi	9/23/07	Det	110	2	111	1

OFF TO A GREAT START

RB Arian Foster's career is 51 games young but he's made the most of it so far, producing 118.7 yards from scrimmage per game to rank fourth in NFL history among players with at least 50 games played.

MOST SCRIMMAGE YARDS PER GAME (minimum 50 games played)

Player	Season	G	Rush Ru Att	Rush Ru Yds	Rec Rec Yds	Scrim Yds Scrim Yards	Scrim Yds /Game
Jim Brown	1957-65	118	2,359	12,312	2,499	14,811	125.5
Billy Sims	1980-84	60	1,131	5,106	2,072	7,178	119.6
Barry Sanders	1989-98	153	3,062	15,269	2,921	18,190	118.9
Arian Foster	2009-12	51	1,010	4,521	1,531	6,052	118.7
Adrian Peterson	2007-12	89	1,754	8,849	1,526	10,375	116.6

'DRE HITTING THE MARK

Johnson

WR Andre Johnson is the only player in NFL history to record at least 60 receptions in each of his first eight NFL seasons. An injury-plagued 2011 season prevented him from extending that streak to nine. He has been healthy in 2012 and recorded his fourth 100-catch season and his sixth 1,000-yard season.

Below is a look at Johnson's reception and yardage totals each year of his career.

ANDRE JOHNSON RECEIVING TOTALS YEAR-BY-YEAR

Year	G	Rec	Yds	Avg	Lg	TD
2003	16	66	976	14.8	46t	4
2004	16	79	1,142	14.5	54t	6
2005	13	63	688	10.9	53t	2
2006	16	103	1,147	11.1	53	5
2007	9	60	851	14.2	77t	8
2008	16	115	1,575	13.7	65	8
2009	16	101	1,569	15.5	72t	9
2010	13	86	1,216	14.1	60	8
2011	7	33	492	14.9	50	2
2012	16	112	1,598	14.3	60t	4
Totals	138	818	11,254	13.8	77t	56

GETTING BETTER WITH AGE

Rumors of WR Andre Johnson's decline earlier this season were greatly exaggerated. Johnson is having one of the best seasons of his 10-year career thanks to the most productive 8-game stretch of his career. Johnson has caught 70 passes for 1,034 yards in his last eight games (129.3 yards per game). He has never had as many receiving yards in any other eight-game period of his career.

Houston's quiet co-captain has 112 receptions for an AFC-best 1,598 yards. He surpassed the 10,000-yard mark for his career in Week 6 against Green Bay and crossed the 11,000-yard mark in Week 15 against Indianapolis.

GAMES BETWEEN CAREER MILESTONES

Receptions	Games	Yards	Games
0-100	23	0-1,000	17
101-200	21	1,001-2,000	12
201-300	15	2,001-3,000	19
301-400	17	3,001-4,000	14
401-500	13	4,001-5,000	12
501-600	16	5,001-6,000	9
601-700	16	6,001-7,000	10
701-800	18	7,001-8,000	11
		8,001-9,000	10
		*9,001-1,0000	14
		#10,000-11,000	8

* - vs. Green Bay in Week 6; # - vs. Indianapolis in Week 15

Johnson and Marvin Harrison are the only two players in NFL history to have three seasons with at least 100 receptions and 1,500 yards receiving. Johnson and Jerry Rice are the only two players in NFL history to have 100 receptions and 1,500 yards receiving in their 10th season or later.

Johnson became the second-fastest player in NFL history to reach 800 career receptions, doing so in his 137th career game, in Week 16 against MInnesota. Harrison was the fastest player to the mark, doing so in his 131st career game.

JOHNSON SETS NFL MARK

WR Andre Johnson set an NFL record for receiving yards in back-to-back games with 461 in Weeks 11 and 12, according to the Elias Sports Bureau. Johnson set a Texans franchise record with 273 yards receiving on 14 receptions in an overtime win against Jacksonville on Nov. 18. He followed that performance with 188 yards on nine receptions on Nov. 22 in an overtime win at Detroit.

HIGHEST BACK-TO-BACK RECEIVING GAMES, NFL HISTORY

Player, Tm	Date	Opp	Yds	Date	Opp	Yds	Total
Andre Johnson, Hou	11/18/12	Jac	273	11/22/12	Det	188	461
Chad Johnson, Cin	11/12/06	SD	260	11/19/06	NO	190	450
John Taylor, SF	12/3/89	Atl	162	12/11/89	LAN*	286	448
Jerry Rice, SF	12/18/95	Min	289	12/24/95	Atl	153	442

*- Los Angeles Rams

Johnson's 273 yards receiving against Jacksonville in Week 11 are the seventh-most in NFL history and the most by a player since 2000.

SINGLE-GAME RECEIVING YARDS

Player	Date	Tm	Opp	Rec	Yds	Avg	TD
Flipper Anderson	11/26/89	LAN	NO	15	336	22.4	1
Stephone Paige	12/22/85	KC	SD	8	309	38.6	2
Jimmy Smith	9/10/00	Jac	Bal	15	291	19.4	3
Jerry Rice	12/18/1995	SF	Min	14	289	20.6	3
John Taylor	12/11/1989	SF	LAN	11	286	26.0	2
Terrell Owens	12/17/2000	SF	Chi	20	283	14.2	1
Andre Johnson	11/18/2012	Hou	Jac	14	273	19.5	1

JOHNSON'S AVERAGE IS EXTRAORDINARY

WR Andre Johnson has averaged 81.6 yards per game for his career, which is the highest in NFL history among players with at least 100 games played.

MOST RECEIVING YARDS PER GAME, NFL HISTORY
(Minimum 100 games played)

Player	G	Rec	Yds	TD	YPG
Andre Johnson*	138	818	11,254	56	81.6
Torry Holt	173	920	13,382	74	77.4
Marvin Harrison	190	1,102	14,580	128	76.7
Jerry Rice#	303	1,549	22,895	197	75.6
Lance Alworth#	136	542	10,266	85	75.5
Michael Irvin#	159	750	11,904	65	74.9
Larry Fitzgerald*	140	764	10,413	77	74.4
Terrell Owens	219	1,078	15,934	153	72.8
Sterling Sharpe#	112	595	8,134	65	72.6
Anquan Boldin*	140	772	10,165	58	72.6

* indicates active players; # indicates Hall of Fame member

#Texans WR @johnson80 has 17 games with at least 10 receptions and 100 yards, the most in @NFL history.

#Texans WR @johnson80 averages 5.93 catches/game, the most in @NFL history among players with 500 catches.

ALWAYS OPEN

WR **Andre Johnson** has averaged 5.93 receptions per game in his career, the highest average in NFL history.

Since head coach **Gary Kubiak** was hired in 2006, Johnson is averaging 6.6 catches per game.

MOST RECEPTIONS PER GAME, NFL HISTORY
(Minimum 500 receptions)

Player	G	Rec	Yds	Avg	Rec/Gm
Andre Johnson*	138	818	11,254	13.8	5.93
Marvin Harrison	190	1,102	14,580	13.2	5.80
Brandon Marshall*	107	612	7,755	12.7	5.72
Anquan Boldin*	140	772	10,165	13.2	5.51
Wes Welker*	140	768	8,580	11.2	5.49

* indicates active players

80-10-100

WR **Andre Johnson** has posted the most games in NFL history of at least 10 receptions and 100 yards receiving with 17.

MOST CAREER GAMES WITH
10+ CATCHES & 100+ YARDS SINCE 1970

Player	Career GP	10-100 Gms	Pct
Andre Johnson	138	17	12.32%
Wes Welker	140	16	11.43%
Jerry Rice	303	15	4.95%
Marvin Harrison	190	14	7.37%
Brandon Marshall	107	14	13.08%
Tim Brown	255	13	5.10%

YARDS AND YEARS

Texans WR **Andre Johnson** is tied with former Indianapolis Colts WR **Marvin Harrison** for the most 100-catch, 1,500-yard seasons seasons in NFL history. He caught 112 passes for a career-best 1,598 yards in 2012. He is the second-oldest player to have 100 catches and 1,500 receiving yards in a season at 31 years, five months and 19 days old. **Jerry Rice** was the oldest to have a 100-1,500 season at 33 years, 2 months and 11 days old in 1995. Texans Wide Receivers Coach **Larry Kirksey** was also Rice's position coach in 1995.

There have only been 21 100-1,500 performances in NFL history. Below is a look at the players who were 30 years and older during their 100-1,500 seasons.

30-PLUS WITH 100 AND 1,500

Player, Tm	*Age	Year	Rec	Yds	TD
Jerry Rice, SF	33 yrs, 2 mos, 11 days	1995	122	1,848	15
Andre Johnson, Hou	**31 yrs, 5 mos, 19 days**	**2012**	**112**	**1,598**	**4**
Jimmy Smith, Jac	30 yrs, 10 mos, 24 days	1999	116	1,636	6
Wes Welker, NE	30 yrs, 8 mos	2011	122	1,569	9
Rod Smith, Den	30 yrs, 7 mos, 10 days	2000	100	1,602	8
Marvin Harrison, Ind	30 yrs, 4 mos, 4 days	2002	143	1,722	11

* - Age as of the final regular season game played that year

A THOUSAND AT A TIME

WR **Andre Johnson** passed the 11,000-yard mark for his career with a 151-yard performance in Week 15 against Indianapolis. He reached the mark in his 136th career game, becoming the third-fastest in history to do so.

FASTEST RECEIVERS TO 11,000 YARDS, NFL HISTORY

Player	Years	Games	Career Yds
Jerry Rice	1984-04	131	22,895
Torry Holt	1999-09	131	13,382
Andre Johnson	**2003-12**	**136**	**11,254**
Michael Irvin	1988-99	137	11,904
Randy Moss	1998-12	141	15,292
Jimmy Smith	1995-05	142	12,287

Johnson passed the 10,000-yard mark for his career with a 75-yard performance in Week 6 against Green Bay. He reached the mark in his 128th career game, becoming the sixth-fastest in history to do so.

FASTEST RECEIVERS TO 10,000 YARDS, NFL HISTORY

Player	Years	Games	Career Yds
Torry Holt	1999-09	116	13,382
Jerry Rice#	1984-04	119	22,895
Marvin Harrison	1996-08	122	14,580
Michael Irvin#	1988-99	123	11,904
Randy Moss*	1998-10	124	15,292
Andre Johnson*	**2003-12**	**128**	**11,254**
Isaac Bruce	1994-09	130	15,208
Larry Fitzgerald*	2004-12	130	10,413

Johnson passed the 9,000-yard mark with a 140-yard game against Baltimore in Week 14 of 2010 in his 114th career game. He was the sixth-fastest player in NFL history to reach 9,000 yards.

HITTING THE MARKS FAST

WR **Andre Johnson** became the 25th player in NFL history with 800 career receptions in Week 16 against Minnesota. Johnson caught his 800th career reception in his 137th game, making him the second-fastest player in NFL history to reach the mark. Only former Colt **Marvin Harrison** reached the mark faster, in 131 career games.

FASTEST RECEIVERS TO 800 RECEPTIONS, NFL HISTORY

Player	Years	Games	Career Rec
Marvin Harrison	1996-08	131	1,102
Andre Johnson	**2003-12**	**137**	**818**
Torry Holt	1999-09	142	920
Jimmy Smith	1995-05	149	862

Johnson was also the second-fastest player in NFL to reach the 700-reception mark.

FASTEST RECEIVERS TO 700 CATCHES, NFL HISTORY

Player	Years	Games
Marvin Harrison	1996-08	114
Andre Johnson*	**2003-12**	**120**
Anquan Boldin*	2003-12	123
Torry Holt	1999-10	125

@johnson80 averages more yards per game receiving than anyone in @NFL history - 81.6. #Texans

AN ERA OF GREATNESS

Since 2007, Andre Johnson has averaged 94.8 receiving yards per game. That is by far the best in the NFL over the last six seasons, besting the second-highest average by 10.4 yards per game.

Johnson's five-year averages of 92.2 yards per game from 2007-11 and 94.2 yards per game from 2008-12 is greater even than that of Jerry Rice during the most productive five-year stretch of his career, from 1992-96. In that time frame, Rice caught 524 passes for 7,305 yards in 80 games, an average of 91.3 yards per game.

Below is a look at the most productive five-year stretches for some of the best receivers in NFL history:

Players	Years	GP	Rec.	Yds	YPG
Marvin Harrison	1999-03	79	563	7,594	96.1
Andre Johnson	2008-12	68	447	6,450	94.9
Andre Johnson	2007-11	62	396	5,719	92.2
Torry Holt	2000-04	80	465	7,368	92.1
Jerry Rice	1992-96	80	524	7,305	91.3
Randy Moss	1999-03	80	456	7,062	88.3

CLIMBING THE ALL-TIME CHARTS

WR Andre Johnson became the 25th player in NFL history to amass 800 receptions, doing so against Minnesota in Week 16 of 2012. He has now caught 818 passes for 11,254 yards and 56 touchdowns in his career. He is the second-fastest to reach 800 career receptions, doing so in his 137th career game. His 800th career catch came on a 5-yard pass from QB Matt Schaub in the first quarter.

Johnson is 22nd on the all-time receptions list.

MOST RECEPTIONS, NFL HISTORY

Rk	Player	Years	Rec.	Yds	Avg	Lg	TD
21	Steve Largent	1976-89 (14)	819	13,089	16.0	74T	100
22	Andre Johnson*	2003-12 (10)	818	11,254	13.8	77t	56
23	Shannon Sharpe	1990-03 (14)	815	10,060	12.3	82t	62
24t	Henry Ellard	1983-98 (16)	814	13,777	16.9	81t	65
24t	Keyshawn Johnson	1996-06 (11)	814	10,571	13.0	76t	64

*indicates active players

Johnson is 27th on the all-time receiving yards list with 11,254. He became the 28th player in NFL history with 11,000 career receiving yards with a 151-yard performance in Week 15 against Indianapolis. Johnson is third-fastest player ever to reach 11,000 receiving yards, doing so in his 136th career game.

NFL ALL-TIME RECEIVING YARDAGE

Rk	Player	Years	Rec.	Yds	Avg.	Lg	TD
26	Keenan McCardell	2001-12 (12)	883	11,373	12.9	76t	63
27	Andre Johnson*	2003-12 (10)	818	11,254	13.8	77t	56
28	Chad Johnson	2001-11 (11)	766	11,059	14.4	82t	67
29	Joey Galloway	1995-10 (16)	701	10,950	15.6	81t	77
30	Gary Clark	1985-95 (11)	699	10,856	15.5	84t	65
31	Stanley Morgan	1977-90 (14)	557	10,716	19.2	76t	72
32	Keyshawn Johnson	1996-06 (11)	814	10,571	13.0	76t	64

TOPPING THE CENTURY MARK

WR Andre Johnson has 44 career 100-yard games in the regular season, 36 of which have come under head coach Gary Kubiak. The Texans are 22-14 under Kubiak when Johnson tops 100 receiving yards.

JOHNSON'S 100-YARD RECEIVING GAMES, CAREER

Date	Opp.		Rec	Yds	Avg	Lg	TD
9/21/03	KC	L	7	102	14.6	43t	2
11/16/03	at Buf	W	4	122	30.5	46t	1
12/21/03	Ten	L	5	108	21.6	42	0
10/3/04	Oak	W	6	115	19.2	33	1
10/10/04	Min	L	12	170	14.2	36	2
11/21/04	GB	L	6	107	17.8	49	0
12/5/04	at NYJ	L	7	125	17.9	37	0
11/27/05	StL	L	12	159	13.3	33	1
12/24/05	Jac	L	7	119	17	53t	1
9/10/06	Phi	L	6	101	16.8	44	0
9/24/06	Was	L	11	152	13.8	53	0
10/1/06	Mia	W	9	101	11.2	30	1
10/22/06	Jac	W	8	106	13.3	35t	1
9/9/07	KC	W	7	142	20.3	77t	1
9/16/07	at Car	W	7	120	17.1	33	2
11/18/07	NO	W	6	120	20.0	73t	1
12/2/07	at Ten	L	9	116	12.9	28t	1
9/7/08	at Pit	L	10	112	11.2	24	0
10/5/08	Ind	L	9	131	14.6	39	1
10/12/08	Mia	W	10	178	17.8	61	1
10/19/08	Det	W	11	141	12.8	18	0
10/26/08	Cin	W	11	143	13.0	27	0
11/23/08	at Cle	W	10	116	11.6	22	0
12/14/08	Ten	W	11	207	18.8	65	1
12/28/08	Chi	W	10	148	14.8	43t	2
9/20/09	at Ten	W	10	149	14.9	72t	2
10/11/09	at Ari	L	8	101	12.6	21	2
10/18/09	at Cin	W	8	135	16.9	59	0
11/8/09	at Ind	L	10	103	10.3	24	0
12/13/09	Sea	W	11	193	17.5	64t	2
12/20/09	at StL	W	9	196	21.8	49	0
9/19/10	at Was	W	12	158	13.2	34t	1
10/17/10	KC	W	8	138	17.3	44	1
11/1/10	at Ind	L	7	106	15.1	28t	1
11/14/10	at Jac	L	9	146	16.2	60	1
12/2/10	at Phi	L	6	149	24.8	42	0
12/13/10	Bal	L	9	140	15.6	46t	2
9/25/11	at NO	L	7	128	18.3	48	0
9/9/12	Mia	W	8	119	14.9	29	1
11/4/12	Buf	W	8	118	14.8	34	0
11/18/12	Jac	W	14	273	19.5	48t	1
11/22/12	at Det	W	9	188	20.9	43	0
12/16/12	Ind	W	11	151	13.7	52	1
12/30/12	at Ind	L	12	141	11.8	39	0

#Texans WR @johnson80 has 44 career 100-yard receiving games in the regular season.

JOHNSON IN 10TH SEASON AS A TEXAN

Texans WR Andre Johnson is the only player on the Texans roster who was with the team prior to head coach Gary Kubiak's arrival in 2006. The third overall pick in the 2003 NFL Draft, Johnson surpassed former Texans K Kris Brown for the most games played with his 129th career start as a Texan in Week 7 vs. Baltimore.

Johnson has now played in 138 career games with the Texans.

ANDRE SINCE...

WR Andre Johnson has played 93 games over the last seven seasons under head coach Gary Kubiak. In that time, he has caught 610 passes for 8,448 yards and 44 touchdowns. Johnson's 90.8 yards per game average is the best in the NFL since 2006.

MOST RECEIVING YARDS PER GAME, 2006-12
(min. 60 games played)

Player	G	Rec	Yds	Avg.	TD	YPG
Andre Johnson	93	610	8,448	13.8	44	90.8
Calvin Johnson	92	488	7,836	16.1	54	85.2
Reggie Wayne	112	664	8,899	13.4	50	79.5
Larry Fitzgerald	108	603	8,224	13.6	59	76.1
Wes Welker	109	739	8,146	11.0	38	74.7

Since QB Matt Schaub joined the Texans, Johnson's yards-per-game average is even more impressive. In 77 games over the last six seasons, Johnson has averaged 94.8 yards per contest, 9.6 yards higher than the next-best average.

MOST RECEIVING YARDS PER GAME, 2007-12
(min. 50 games played)

Player	G	Rec	Yds	Avg.	TD	YPG
Andre Johnson	77	507	7,301	14.4	39	94.8
Calvin Johnson	92	488	7,836	16.1	54	85.2
Roddy White	96	563	7,773	13.8	49	81.0
Brandon Marshall	92	592	7,446	12.6	43	80.9
Wes Welker	93	672	7,459	11.1	37	80.2

JOHNSON JOINS EXCLUSIVE COMPANY

WR Andre Johnson joined the 11,000-yard club with a 151-yard performance in Week 15 against Indianapolis, a feat that only four other active players have accomplished:

ACTIVE PLAYERS WITH 11,000 YARDS RECEIVING

Player	Team	Games	Rec.	Yards
Randy Moss	San Francisco	218	982	15,292
Tony Gonzalez	Atlanta	254	1,242	14,268
Reggie Wayne	Indianapolis	189	968	13,073
Steve Smith	Carolina	167	772	11,452
Andre Johnson	Houston	138	818	11,254

TEXANS 100-YARD RECEIVERS

MOST 100-YARD RECEIVING GAMES, TEXANS HISTORY

Player	100-Yd Gms	Total Receiving Yds
Andre Johnson, 2003-12	44	11,254
Owen Daniels, 2006-12	4	4,365
Kevin Walter, 2006-12	3	4,083
Corey Bradford, 2002-05	3	1,992
Arian Foster, 2009-12	3	1,531
Joel Dreessen, 2007-11	2	1,323
Jabar Gaffney, 2002-05	1	2,009
Jacoby Jones, 2007-11	1	1,741
Andre' Davis, 2007-09	1	855
Steve Slaton, 2008-11	1	811
James Casey, 2009-11	1	752
Derick Armstrong, 2003-05	1	605

STRONG NOVEMBER

WR Andre Johnson was named the AFC Offensive Player of the Month in November. Andre Johnson led the AFC in receptions (35), receiving yards (614) and yards from scrimmage (614) in helping his team to a 4-0 mark in November. He averaged 153.5 receiving yards per game and set franchise records with 14 receptions for 273 yards in an overtime win against Jacksonville in Week 11. It marked the seventh-highest receiving total in NFL history and the most yards receiving in a game in 12 years. His lone touchdown of the month was a 48-yard catch and run against the Jaguars with 2:01 remaining in overtime to win the game.

Johnson followed that performance with nine receptions for 188 yards in a Thanksgiving Day overtime win at Detroit. Johnson efforts against Jacksonville and Detroit combined for the greatest back-to-back receiving performance in NFL history at 461 yards.

The 10th-year veteran began the month with eight receptions for 118 yards in Week 9 against Buffalo. He fought through wet and soggy conditions to pull in four receptions for 35 yards in Week 10 at Chicago. Johnson's big November vaulted him from ranking 18th in receptions (34) and yards (444) to sixth (69) and third (1,058 yards), respectively in the NFL by the end of the month. He also crossed the 1,000-yard mark for the sixth time in his career.

NFL RECEIVING LEADERS FOR NOVEMBER

Player	Team	Rec	Yds	Avg	Lg	TD	Rec/G	Yds/G
Calvin Johnson	Det	32	619	19.3	53	3	8.0	154.8
Andre Johnson	Hou	35	614	17.5	48t	1	8.8	153.5
Roddy White	Atl	27	412	15.3	49	0	6.8	103.0
Dez Bryant	Dal	24	392	16.3	85t	4	6.0	98.0
A.J. Green	Cin	23	386	16.8	56t	3	5.8	96.5

#Texans WR @johnson80 set an @NFL record with a combined 461 yards receiving in Weeks 11 and 12.

BIG, BIG GAMES

WR Andre Johnson is already has the most games of 10 catches and 100 yards in NFL history with 17. Johnson is also close to having the most games with 10 receptions and 150 yards in NFL history.

Jerry Rice holds the record with 10 games of at tleast 10 catches and 150 yards. Johnson and former Oakland Raider Tim Brown are tied for second with nine games of 10 receptions and 150 yards.

Below is a look at the players with the most 10-150 receiving games in NFL history:

MOST GAMES OF 10 RECEPTIONS AND 150 YARDS

Player	Games
Jerry Rice	10
Andre Johnson	9
Tim Brown	9
Terrell Owens	7
Anquan Boldin	6
Calvin Johnson	6
Isaac Bruce	6

SCHAUB'S STREAK

Schaub

QB Matt Schaub was having a Pro Bowl-caliber year in 2011 before he went down with a season-ending Lisfranc injury in Week 10 at Tampa Bay. Schaub had led the team to four consecutive wins at the time of his injury.

The ninth-year signal-caller did not let the missed time due to injury affect his performance or ability to run Houston's offense when he returned. Schaub bounced back to make his second Pro Bowl and has led the Texans to 16 wins in his last 19 starts. Schaub has completed 385-of-599 passes with 27 touchdowns and 11 interceptions during that span. He has compiled a 95.1 passer rating in that time.

MATT SCHAUB'S LAST 19 STARTS

Date	Opp.		Att	Cmp	Pct	Yds	TD	Int	Sk	Lst	Rate
10/23/11	at Ten	W, 41-7	23	18	78.3	296	2	0	0	0	147.7
10/30/11	Jac	W, 24-14	30	16	53.3	225	1	0	2	23	88.9
11/6/11	Cle	W, 30-12	23	14	60.9	119	0	1	0	0	56.3
11/13/11	at TB	W, 38-9	15	11	73.3	242	2	0	1	7	154.9
9/9/12	Mia	W, 30-10	31	20	64.5	266	1	0	2	12	102.4
9/16/12	at Jac	W, 27-7	35	26	74.3	195	0	0	0	0	87.2
9/23/12	at Den	W, 31-25	30	17	56.7	290	4	1	1	6	115.3
9/30/12	Ten	W, 38-14	28	20	71.4	202	2	0	0	0	115.5
10/8/12	at NYJ	W, 23-17	28	14	50.0	209	1	1	0	0	71.9
10/14/12	GB	L, 24-42	33	20	60.6	232	0	2	3	24	56.6
10/21/12	Bal	W, 43-13	37	23	62.2	256	2	0	2	17	100.7
11/4/12	Buf	W, 21-9	27	19	70.4	268	2	0	2	12	126.8
11/11/12	at Chi	W, 13-6	26	14	53.8	95	1	2	1	7	42.9
11/18/12	Jac	W, 43-37	55	43	78.2	527	5	2	2	23	121.7
11/22/12	at Det	W, 34-31	48	29	60.4	315	1	1	2	19	78.0
12/2/12	at Ten	W, 24-10	35	21	60.0	207	2	0	0	0	95.8
12/10/12	at NE	L, 14-42	32	19	59.4	232	0	1	2	24	68.8
12/16/12	Ind	W, 29-17	31	23	74,2	261	1	0	3	22	109.7
12/23/12	Min	L, 6-23	32	18	56.3	178	0	0	3	25	72.1
12/30/12	Ind	L, 16-28	36	24	66.7	275	0	2	4	25	66.3
Totals		16-4	635	409	64.4	4,890	27	13	30	246	93.5

SCHAUB ON POINT

Since entering the NFL, QB Matt Schaub has completed 64.3 percent of his passes, which ranks seventh in NFL history and fifth among active NFL quarterbacks with 1,500 or more attempts.

HIGHEST COMPLETION PERCENTAGE, NFL HISTORY (MIN. 1,500 ATT.)

Player	Att	Cmp	Pct.	Yds
Chad Pennington	2,471	1,632	66.0	17,823
Aaron Rodgers*	2,665	1,752	65.7	21,661
Drew Brees*	6,149	4,035	65.6	45,919
Kurt Warner	4,070	2,666	65.5	32,344
Peyton Manning*	7,793	5,082	65.2	59,487
Tony Romo*	3,240	2,097	64.7	25,737
Matt Schaub*	2,823	1,816	64.3	21,944
Steve Young	4,149	2,667	64.3	33,124
Tom Brady*	5,958	3,798	63.7	44,806

*Active players

@MSchaub8 ranks 7th in @NFL history with a 64.3 completion percentage. #Texans

SCHAUB MAKING HIMSELF AT HOME

QB Matt Schaub has been outstanding within the friendly confines of Reliant Stadium since joining the Texans in 2007. Schaub has a 26-13 record with a passer rating of 94.3 in 39 home starts.

MATT SCHAUB IN HOME STARTS, 2007-12

Game, Date	W/L	Att	Cmp	Yds	TD	INT	Rate
MIN, 12/23/12	L	32	18	178	0	0	72.1
IND, 12/16/12	W	31	23	261	1	0	109.7
JAX, 11/18/12	W	55	43	527	5	2	121.7
BUF, 11/4/12	W	19	27	268	2	0	121.1
BAL, 10/21/12	W	37	23	256	2	0	100.7
GB, 10/14/12	L	33	20	232	0	2	56.6
TEN, 9/30/12	W	28	29	202	2	0	115.5
MIA, 9/9/12	W	31	20	266	1	0	102.4
CLE, 11/6/11	W	23	14	119	0	1	56.2
JAX, 10/30/11	W	30	16	225	1	0	88.9
OAK, 10/9/11	L	51	24	416	2	2	72.0
PIT, 10/2/11	W	21	14	138	1	0	100.9
IND, 9/11/11	W	24	17	220	1	2	78.5
JAX, 1/2/11	W	22	18	253	1	0	129.7
BAL, 12/13/10	L	62	31	393	2	2	72.8
TEN, 11/28/10	W	35	25	178	2	0	101.8
SD, 11/7/10	L	32	21	266	0	1	78.4
KC, 10/17/10	W	33	25	303	2	0	123.9
NYG, 10/10/10	L	34	16	196	0	1	53.1
DAL, 9/26/10	L	32	23	241	1	2	77.7
IND, 9/12/10	W	17	9	107	1	1	67.5
NE, 1/3/10	W	39	24	303	2	1	92.1
SEA, 12/13/09	W	39	29	365	2	1	109.5
IND, 11/29/09	L	42	31	284	2	2	87.8
TEN, 11/23/09	L	39	25	305	2	0	105.2
SF, 10/25/09	W	30	20	264	2	0	116.5
OAK, 10/4/09	W	22	11	224	1	1	82.4
JAX, 9/27/09	L	35	26	300	3	1	116.4
NYJ, 9/13/09	L	33	18	166	0	1	55.9
CHI, 12/28/08	W	36	27	328	2	0	121.1
TEN, 12/14/08	W	39	23	284	1	0	90.1
CIN, 10/26/08	W	28	24	280	3	0	144.0
DET, 10/19/08	W	31	26	267	2	0	124.1
MIA, 10/12/08	W	42	22	379	1	2	71.4
NO, 11/18/07	W	33	21	293	2	0	112.3
TEN, 10/21/07	L	9	5	23	0	0	60.9
MIA, 10/7/07	W	34	20	294	0	1	74.9
IND, 9/23/07	L	33	27	236	1	2	81.3
KC, 9/9/07	W	22	16	225	1	1	101.5
TOTALS	26-13	1,276	834	10,068	55	29	94.3
AVERAGES		32.7	21.4	260.3	1.4	0.7	94.3

Schaub has completed 65.4 percent of his passes and has averaged 258.2 yards per game at home, which ranks sixth among NFL passers in that time span.

PASSING YARDS PER GAME AT HOME, 2007-12

Player, Tm	Att	Cmp	Pct	Yds	YPG
Drew Brees	1,824	1,252	68.6	14,724	306.8
Tom Brady	1,468	974	66.3	11,610	283.2
Tony Romo	1,449	932	64.3	11,611	276.5
Aaron Rodgers	1,299	875	67.4	10,694	267.4
Peyton Manning	1,436	964	67.1	10,628	265.7
Matt Schaub	1,276	834	65.4	10,068	258.2
Eli Manning	1,609	972	60.4	12,086	251.8

SCHAUB'S GAME-WINNING DRIVES

QB Matt Schaub has led the Texans on 10 game-winning drives since joining the Texans in 2007, with each covering at least 41 yards.

SCHAUB'S GAME-WINNING DRIVES

Game, Date	Score	Plays	Yards	Time	Final
at DET, 11/22/12	31-31	6	49	2:11	34-31 (OT)
JAX, 11/18/12	37-37	2	53	0:29	43-37 (OT)
PIT, 10/2/11	10-10	5	85	2:55	17-10
KC, 10/17/10	28-31	9	80	1:54	35-31
at WAS, 9/19/10	27-27	7	41	3:49	30-27 (OT)
at STL, 12/20/09	13-13	7	81	3:31	16-13
at TEN, 9/20/09	31-31	9	63	4:15	34-31
at GB, 12/7/08	21-21	9	75	1:49	24-21
MIA, 10/12/08	23-28	12	76	1:42	29-28
MIA, 10/7/07	19-19	8	59	1:32	22-19

Schaub has also led five drives that tied a game to force overtime.

SCHAUB'S GAME-TYING DRIVES

Game, Date	Score	Plays	Yards	Time	Final
DET, 11/22/12	24-31	15	97	5:43	34-31 (OT)
JAC, 11/18/12	27-34	8	90	2:18	37-34 (OT)
BAL, 12/13/10	20-28	12	95	2:21	28-34 (OT)
at WAS, 9/19/10	20-27	8	81	1:13	30-27 (OT)
at JAX, 9/28/08	24-27	9	53	1:47	27-30 (OT)

PASSING 9,000

Texans QB Matt Schaub is one of 10 quarterbacks in NFL history to pass for a combined 9,000 yards over the course of two seasons. Schaub's totals of 4,770 yards in 2009 and 4,370 yards in 2010 amount to 9,140 yards, the 12th-highest two-season total in NFL history.

MOST PASSING YARDS IN BACK-TO-BACK SEASONS, NFL HISTORY

Player, TM (Yrs)	Yr 1	Yr 2	Total
Drew Brees, NO (2011-12)	5,476	5,177	10,653
Drew Brees, NO (2010-11)	4,620	5,476	10,096
Tom Brady, NE (2011-12)	5,235	4,827	10,062
Matthew Stafford, DET (2011-12)	5,032	4,973	10,005
Dan Fouts, SD (1980-81)	4,715	4,802	9,517
Drew Brees, NO (2007-08)	4,423	5,069	9,492
Drew Brees, NO (2008-09)	5,069	4,388	9,457
Warren Moon, HOU (1990-91)	4,689	4,690	9,379
Philip Rivers, SD (2010-11)	4,710	4,624	9,334
Dan Marino, MIA (1984-85)	5,084	4,137	9,221
Peyton Manning, IND (2009-10)	4,500	4,700	9,200
Matt Schaub, HOU (2009-10)	4,770	4,370	9,140

TEXANS 300-YARD PASSERS

MOST 300-YARD PASSING GAMES, TEXANS HISTORY

Player	300-Yd Gms	Total Passing Yds
Matt Schaub, 2007-12	25	20,911
David Carr, 2002-06	4	13,391
T.J. Yates, 2011-12	1	987

SPREADING IT AROUND

QB Matt Schaub has 120 career touchdown passes, 114 of which have come as a Texan. Here's a breakdown of who they all went to:

Player	Total TDs
Andre Johnson	32
Owen Daniels	19
Kevin Walter	18
Jacoby Jones	11
Joel Dreessen	9
Arian Foster	6
Steve Slaton	5
James Casey	4
Garrett Graham	3
Alge Crumpler*	2
Vonta Leach	2
Lestar Jean	1
Keshawn Martin	1
Andre' Davis	1
Brian Finneran*	1
David Anderson	1
Dez White*	1
Justin Griffith*	1
Roddy White*	1
Ryan Moats	1

* Denotes with Atlanta
Current Texans in bold

SCHAUB'S MILESTONE TOSSES

Below is a list of receivers who have caught some of QB Matt Schaub's noteworthy touchdown passes during his career:

1	Brian Finneran*
10	Vonta Leach
20	Andre Johnson
25	Kevin Walter
30	Andre Johnson
40	Andre Johnson
50	Jacoby Jones
60	Kevin Walter
70	Andre Johnson
75	Jacoby Jones
80	Andre Johnson
90	Owen Daniels
100	Andre Johnson
110	Garrett Graham

* Denotes with Atlanta
Current Texans in bold

GOING OD

Daniels

TE Owen Daniels leads the Texans with six touchdown receptions and ranks second on the team with 62 receptions and 716 yards receiving. Daniels is eighth among all tight ends in receptions and fourth among AFC tight ends in receptions.

AFC TIGHT END RECEPTIONS LEADERS, 2012

Player	Rec	Yds	Avg	Lg	TD
Brandon Myers, Oak	79	806	10.2	29	4
Heath Miller, Pit	71	816	11.5	43	8
Jermaine Gresham, Cin	64	737	11.5	55t	5
Owen Daniels, Hou	62	716	11.5	39t	6
Dennis Pitta, Bal	61	669	11	61t	7

Daniels led the Texans with 54 receptions for 677 yards and had three receiving touchdowns last season. Daniels was sixth among AFC tight ends in yards and receptions, and second with 75.9 percent of his catches going for first downs. 2011 was Daniels' first full season healthy since suffering a season-ending knee injury midway through a promising 2009 season.

#Texans TE @owendaniels is 4th among AFC TEs with 62 receptions and 716 yards receiving.

JOINED AT THE HIP

Walter

WR Kevin Walter and TE Owen Daniels have emerged as two of the Texans' top receiving threats since both joined the team in 2006. Only WR Andre Johnson ranks ahead of the pair in receptions, yards and receiving touchdowns in that time.

The two currently rank second and third on Houston's all-time receptions, receiving yardage lists and receiving touchdowns list. Daniels and Walter are the second and third players in franchise history to reach 300 receptions and 20 touchdowns receiving.

HOUSTON TEXANS ALL-TIME LEADERS
CAREER RECEPTIONS

Player	Seasons	Rec	Yds	Avg	TD
A. Johnson	2003-12	818	11,254	13.8	56
O. Daniels	2006-12	361	4,365	12.1	26
K. Walter	2006-12	326	4,083	12.5	24
J. Gaffney	2002-05	171	2,009	11.7	7

HOUSTON TEXANS ALL-TIME LEADERS
CAREER RECEIVING YARDS

Player	Seasons	Rec	Yds	Avg	TD
A. Johnson	2003-12	818	11,254	13.8	56
O. Daniels	2006-12	361	4,365	12.1	26
K. Walter	2006-12	326	4,083	12.5	24
J. Gaffney	2002-05	171	2,009	11.7	7
C. Bradford	2002-05	130	1,992	15.3	18

USING THE TIGHT ENDS

Since head coach Gary Kubiak took over in Houston in 2006, Texans tight ends have become become viable receiving threats in addition to solid blockers. TE Owen Daniels owns five of the top seven single-game receiving marks by tight ends in franchise history.

TOP RECEIVING GAMES BY TEXANS TIGHT ENDS

Player	Date	Opp	Rec	Yds	Avg	Lg	TD
Owen Daniels	11/2/08	Min	11	133	12.1	21	0
Owen Daniels	10/25/09	SF	7	123	17.6	42t	1
Joel Dreessen	10/9/11	Oak	5	112	22.4	56t	1
Owen Daniels	12/21/08	Oak	7	111	15.9	35	0
Joel Dreessen	11/21/10	NYJ	4	106	26.5	43t	1
Owen Daniels	12/11/11	Cin	7	100	14.3	27	0
Owen Daniels	10/29/06	Ten	9	99	11.0	25	2

Daniels ranks second in the Texans receiving annals with 4,365 career yards on 361 career receptions.

WHAT BROWN CAN DO FOR HOUSTON

Brown

Duane Brown had the best season of his career and one of the best seasons of any left tackle in the AFC in 2011. According to STATS LLC, Brown only gave up 2.5 sacks in 2011, which was the second-fewest of any full-time starter in the conference. In addition, Brown wasn't called for a holding penalty despite being on the field longer than any other left tackle in the NFL (Houston led the NFL in time of possession).

He earned AP All-Pro Second Team recognition and a spot on USA Today's All-Joe Team for his efforts.

In 2012, Brown earned his first trip to the Pro Bowl for his play. He helped the Texans produce a 1,000-yard rusher for the third consecutive season and rank seventh in the NFL with 372.1 yards per game.

Brown has only been penalized twice for holding in 76 career games, once in 2008 as a rookie and again in 2012.

JONES NAMED TEAM ROOKIE OF THE YEAR

Jones

Team Rookie of the Year RG Ben Jones showed the Texans coaching staff why he started 49 games as a center at the University of Georgia. He worked his way into the offensive line rotation at right guard in Week 2 against Jacksonville and helped the Texans rush for a season-high 215 yards on a franchise-record 48 carries.

Jones continued to rotate at right guard, seeing increased playing time at a position he hasn't really played since high school. He made his first career start at right guard in Week 7 against Baltimore and has started every game since.

MYERS ANCHORING THE OFFENSIVE LINE

Myers

C Chris Myers has been a mainstay on the Texans offensive line since joining the team via trade from Denver in 2008. Myers earned his first Pro Bowl selection following the 2011 season and helped the Texans set a team record and rank second in the NFL with 153.0 rushing yards per game. He was selected again for NFL's all-star game in 2012.

Myers has started 80 consecutive games at center for the Texans and has started 96 consecutive games going back to his days in Denver. The Texans have finished in the League's top four in total offense in three of his first four years with the team: third in 2008 (382.1 yards per game); fourth in 2009 (383.1); and third in 2010 (386.6 yards per game). Houston ranked seventh in total offense in 2012.

C @CMyers55 has started 80 consecutive games for the @HoustonTexans.

CAREER YEAR FOR CASEY



Casey

FB James Casey set career highs with 34 receptions for 330 yards and three touchdown receptions. The former tight end moved to fullback in 2011 and responded with 18 receptions for 260 yards, most of which came prior to a pectoral injury that limited him for most of the season.

JAMES CASEY YEAR-BY-YEAR RECEIVING

Year	G	GS	Rec	Yds	Avg	Lg	TD
2009	15	0	6	64	10.7	32	0
2010	16	4	8	98	12.3	33	0
2011	14	7	18	260	14.4	62	1
2012	16	9	34	330	10.0	30	3
Career	61	20	66	752	11.4	62	4

FORSETT GOES THE DISTANCE

RB Justin Forsett has become an integral part of the offense since joining the team prior to training camp. Forsett ranks second on the Texans with 374 yards on 63 carries (5.9 average). His lone touchdown of the season came on a franchise-record long run of 81 yards against Detroit on Thanksgiving.

Below is a look at the longest runs in Texans franchise history.

LONGEST RUNS IN TEXANS FRANCHISE HISTORY

Player	Date	Opp	Yds	TD
Justin Forsett	11/22/12	Det	81	1
Arian Foster	10/3/10	Oak	74	1
Steve Slaton	11/16/08	Ind	71	1
Arian Foster	1/2/11	Jac	56	0
Ben Tate	1/1/12	Ten	56	0

MARTIN YIELDS HIGH RETURNS

Martin

The explosive play that Texans rookie WR Keshawn Martin displayed at Michigan State showed up at Reliant Stadium in Week 11 vs. Jacksonville. Houston's fourth-round pick posted the most combined return yards of any player in the NFL this season with 238.

Martin ran a fourth-quarter punt back 71 yards and had the Texans' longest kickoff return of the season, for 54 yards in the second quarter.

SINGLE-GAME COMBINED RETURN YARDS, 2012

Player	Date	Tm	Opp	PR Yds	KOR Yds	TotYds
Keshawn Martin	11/18	Hou	Jac	76	162	238
Joshua Cribbs	10/7	Cle	NYG	12	221	233
David Wilson	12/9	NYG	NO	0	227	227
David Wilson	9/30	NYG	Phi	0	217	217
Marcus Thigpen	9/9	Mia	Hou	76	137	213

The rookie's big day turned out to be one of the best in Texans history, ranking third all-time.

TEXANS SINGLE-GAME COMBINED RETURN YARDS

Player	Date	Tm	Opp	PR Yds	KOR Yds	TotYds
Jerome Mathis	10/23/05	Hou	Ind	0	266	266
Jerome Mathis	11/20/05	Hou	KC	0	266	266
Keshawn Martin	11/18/12	Hou	Jac	76	162	238
Andre' Davis	12/30/07	Hou	Jac	0	234	234
Jerome Mathis	9/23/07	Hou	Ind	0	233	233

Martin also made his first career start against Jacksonville and caught his first NFL touchdown pass, a 9-yard strike from QB Matt Schaub on Houston's opening drive.

Martin led the Texans and ranked fifth in the NFL with a 12.1 punt return average and a 23.9 kickoff return average after taking over return duties in Week 6 against Green Bay.

ROOKIE QB REVIEW

Yates

QB T.J. Yates was the fifth rookie quarterback to start a game in 2011 and just the second (Minnesota's Christian Ponder vs. Green Bay) to get his first start against a winning team, leading Houston to a 17-10 win against Atlanta in Week 13. He was also the only rookie quarterback to start and win a playoff game in 2011, leading the Texans to a 31-10 Wild Card win against Cincinnati on Jan. 7 at Reliant Stadium.

Yates is one of only four rookie fifth-round draft picks to earn a win in his first career start since the 1970 NFL merger. The others were Arizona's John Skelton (2010), Chicago's Craig Krenzel (2004) and San Diego's Cliff Olander (1977).

T.J. YATES IN 2011

Date	Opp	W/L	A	C	Pct	Yds	TD	Int	Lg	Rate
11/27/11	at Jac	W	15	8	53.3	70	0	0	24	66.0
12/4/11	Atl	W	25	12	48.0	188	1	0	50	86.8
12/11/11	at Cin	W	44	26	59.1	300	2	1	27	85.4
12/18/11	Car	L	30	19	63.3	212	0	2	25	56.5
12/22/11	at Ind	L	16	13	81.3	132	0	0	29	101.0
1/1/12	Ten	L	4	4	100.0	47	0	0	15	115.6
Totals		3-3	134	82	61.2	949	3	3	50	80.7

ONE OF THE AFC'S SPECIAL PLAYERS

Braman

OLB Bryan Braman led the Texans and was fifth in the AFC with 16 special teams tackles despite missing two games this season.

In Week 6 against Green Bay, Braman recorded three special teams tackles and blocked a punt in the fourth quarter that was recovered for a touchdown. It was the first blocked punt by a Texan since Jan. 1, 2006, and the first punt block recovered for a touchdown since Dec. 22, 2002.

Braman blocked his second punt of the season in Week 15 against Indianapolis. This time, Braman recovered his own blocked kick and returned it 8 yards for a touchdown.

AFC SPECIAL TEAMS TACKLES LEADERS

Player	Tm	Gm	Tot	S	A
Johnson Bademosi	Cle	16	18	13	5
Curtis Brown	Pit	15	18	15	3
Dan Skuta	Cin	16	17	11	6
Matthew Slater	NE	16	17	11	6
Bryan Braman	Hou	14	16	14	2

WADE PHILLIPS YEAR-BY-YEAR

Wade Phillips has spent 20 years as a defensive coordinator and has a strong record of success in each of his previous stops. Teams with Phillips as defensive coordinator have gone 183-159-1 for a winning percentage of .535 and 10 playoff appearances, including 2011 and 2012.

WADE PHILLIPS AS DEFENSIVE COORDINATOR

Team	Year	YPG	PPG	TO	Sacks	Record
NO	1981	328.3	23.6	34	27	4-12
NO	1982	287.7	17.8	22	31	4-5
NO	1983	293.2	21.1	39	56	8-8
NO	1984	307.1	22.6	23	55	7-9
NO	1985	363.4	25.1	37	46	5-11
PHI	1986	326.5	19.5	36	53	5-10
PHI	1987	349.9	25.3	48	57	7-8
PHI	1988	362.4	19.9	44	42	10-6*
DEN	1989	275.4	14.1	43	47	11-5*
DEN	1990	334.1	23.4	25	34	5-11
DEN	1991	284.3	14.7	33	52	12-4*
DEN	1992	317.7	20.6	31	50	8-8
BUF	1995	320.5	20.9	28	49	10-6*
BUF	1996	296.1	16.6	28	46	10-6*
BUF	1997	303.3	22.9	22	48	6-10
ATL	2002	333.4	19.6	39	47	9-6-1*
ATL	2003	381.8	26.4	31	36	5-11
SD	2004	335.0	19.6	33	29	12-4*
SD	2005	309.3	19.5	20	46	9-7
SD	2006	301.6	18.9	28	61	14-2*
HOU	2011	285.7	17.4	27	44	10-6*
HOU	2012	323.3	20.7	29	44	12-4*
AVERAGES		319.1	20.5	31.8	45.5	.535

*indicates playoff appearance

CUSHING LANDS ON IR WITH TORN ACL

Cushing

Two-time captain and 2011 Team MVP ILB Brian Cushing suffered a torn ACL in Week 5 at the New York Jets, ending what looked to be another promising season. Through the first five games of 2012, Cushing led the Texans with 43 tackles and had a forced fumble and an interception.

He posted a season-high 13 tackles against Tennessee in Week 4. He had five tackles in less than two quarters of play when he went down against New York.

BRIAN CUSHING IN 2012

	Tackles					INTs				
Date, Opp	Tot	Solo	Asst	Sk	Yds	No	Yds	Lg	PD	FF
9/9 vs. Mia	9	6	3	0.0	0.0	1	1	1	1	1
9/16 at Jac	9	3	6	0.0	0.0	0	0	0	0	0
9/23 at Den	7	6	1	0.0	0.0	0	0	0	1	0
9/30 vs. Ten	13	9	4	0.0	0.0	0	0	0	0	0
10/8 at NYJ	5	3	2	0.0	0.0	0	0	0	0	0
	43	27	16	0.0	0.0	1	1	1	2	1

BRIAN CUSHING'S CAREER

			Tackles					INTs				
Year	G	GS	Tot	Solo	Asst	Sk	Yds	No	Yds	Lg	PD	FF
2009	16	16	133	85	48	4.0	30.5	4	26	20	10	2
2010	12	12	76	49	27	1.5	12.0	0	0	0	4	1
2011	16	16	114	77	37	4.0	21.0	2	5	5	5	2
2012	5	5	43	27	16	0.0	0.0	1	1	1	2	1
Totals	49	49	366	238	128	9.5	63.5	7	32	20	21	6

Cushing ranks fourth on the Texans all-time tackles list and led the team in tackles two out of his first three seasons.

SAFETIES, IN NUMBERS

Manning

Quin

SS Danieal Manning and FS Glover Quin patrolled the secondary with great efficiency and force in 2012, combining for 201 tackles, 2 sacks, 8 tackles for loss, four interceptions, 22 passes defensed, five forced fumbles and one fumble recovery.

Manning and Quin have accounted for nearly 20 percent of Houston's tackles and more than a quarter of the Texans interceptions this season. Both are having career seasons.

Manning tied a career high with two interceptions. He set a single-game high with 10 tackles against Jacksonville in Week 11. In addition, Manning forced a fumble on the opening defensive series in Weeks 10 and 11, and the opening overtime series in Week 12 at Detroit.

Quin, a converted cornerback, made a career-high 105 tackles this season. He posted a career-high nine tackles at Tennessee in Week 13 and tied a career high with three passes defensed against Baltimore in Week 7 and again at Detroit in Week 12. In Week 16 against Minnesota, Quin bested the career mark he set against Tennessee with 10 tackles against the Vikings.

#Texans CB @ReemBoi25 tied for 3rd in the AFC with 4 interceptions.

DOBBINS RECOVERS FOR RECORD

Dobbins

Veteran ILB Tim Dobbins set a franchise record with four fumble recoveries in 2012 and led the team with five total takeaways. All four of Dobbins' fumble recoveries came in the last six weeks of the season and tied for the NFL lead in defensive fumble recoveries.

Dobbins, a special teams captain, had 49 tackles this season. He was placed on Injured Reserve on Jan. 4 with an ankle injury.

NFL DEFENSIVE FUMBLE RECOVERIES

Player	Tm	Opp Rec	Opp Yds	TD
Tim Dobbins	Hou	4	32	0
Kelvin Hayden	Chi	4	15	0
Rob Ninkovich	NE	4	3	0
Vince Wilfork	NE	4	2	0

JACKSON TURNS THE CORNER

Jackson

CB Kareem Jackson had a rough rookie year in 2010. The first-round pick from Alabama was thrust into a starting role and was the most inexperienced player on what was then the NFL's worst pass defense.

Jackson's fortunes have turned under the guidance of second-year Defensive Backs Coach Vance Joseph. Jackson is tied for third in the AFC with a team-best four interceptions. He had a 63-yard interception return for a touchdown against Tennessee in Week 4. Jackson's four interceptions are a career high and his seven career interceptions tie him for fourth on the franchise's all-time list.

AFC INTERCEPTION LEADERS

Player	Team	G	Int	Yds	Avg	Long	TD
Jairus Byrd	Buf	16	5	81	16.2	45	0
Devin McCourty	NE	16	5	53	10.6	34	0
Darius Butler	Ind	11	4	101	25.3	51	2
Kareem Jackson	Hou	16	4	71	17.8	63t	1
Derek Cox	Jac	12	4	18	4.5	16	0
Michael Griffin	Ten	16	4	59	14.8	33	0
Reshad Jones	Mia	16	4	28	7.0	15	0
Jason McCourty	Ten	16	4	29	7.3	28	0
Ed Reed	Bal	16	4	78	19.5	34t	1
Bryan Scott	Buf	16	4	66	16.5	32	1

MERCILUS MATCHES TEXANS ROOKIE SACK RECORD



Mercilus

Rookie OLB Whitney Mercilus said he was ready to step into a starting role against at weakside linebacker after starter Connor Barwin slid over to the strong side following Brooks Reed's groin injury in Week 12.

He proved it. Mercilus recorded three sacks in his first two NFL starts and has tied Reed's 2011 franchise rookie record for sacks with 6.0 this season. Mercilus recorded 2.0 sacks and a fumble recovery against Tennessee in his first NFL start in Week 13. He added another sack in Week 14 at New England.

The 2011 FBS sack leader and Ted Hendricks Award winner at Illinois tied for second among all rookies in sacks with New England DE Chandler Jones. Seattle DE Bruce Irvin led all rookies with 8.0 sacks.

SHARPTON IMPACTS IN RETURN, LANDS ON IR



Sharpton

It was a long road to recovery for ILB Darryl Sharpton. The third-year veteran suffered a season-ending quadricep injury in Week 8 of 2011 against Jacksonville. During the rehabilitation of his quadricep, Sharpton suffered a hip injury that placed him on the Physically Unable To Perform (PUP) List prior to training camp.

After missing the equivalent of a full season of football, Sharpton was finally activated from the PUP List on Saturday, Nov. 17. He wasted little time knocking the rust off against Jacksonville the next day, posting a then-career-high seven tackles.

He made his first start of 2012 on Thanksgiving at Detroit and tallied a career-high 13 tackles and had his first career interception the following week at Tennessee. In seven games, Sharpton totaled 39 tackles.

Misfortune struck Sharpton againin the regular season against Indianapolis. He sustained a hip injury in the game and was placed on IR for the third consecutive year on Jan. 1.

Sharpton started six games as a rookie in 2010 and totaled 21 tackles and a sack. He saw increased action as the season progressed in 2011, before his injury.

ANOTHER CAREER YEAR FOR THE NINJA

Smith

Texans DE Antonio Smith posted career-best sack numbers in each of the last two seasons. "The Ninja" earned his first Pro Bowl trip with a career-best 6.5 sacks in 2011. Smith got off to the best start of his career in the new 3-4 system with sacks in his first five games of the 2011, ranking second on the team.

In 2012, Smith bettered his numbers from the year prior with a career-high 7.0 sacks. He now ranks third on Houston's all-time sack list with 22.0 in his four years with the team.

ANTONIO SMITH SACK TOTALS

Year	Team	G	GS	Sacks	Yds
2004	Arizona	2	0	0.0	0.0
2005	Arizona	11	8	3.0	16.0
2006	Arizona	16	8	2.5	9.0
2007	Arizona	16	13	5.5	35.0
2008	Arizona	16	10	3.5	24.0
2009	Houston	16	15	4.5	25.5
2010	Houston	16	16	4.0	28.0
2011	Houston	16	16	6.5	44.5
2012	Houston	16	16	7.0	51.0
Total		125	102	36.5	232.0

J.J. WATT NOTES

AFC Divisional • Houston Texans at New England Patriots • Sunday, Jan. 13, 2013

THE BREAKDOWN OF A SEASON FOR THE AGES

Watt

Houston Texans 2012 Team MVP DE J.J. Watt led the NFL with 20.5 sacks, which tied for the sixth-highest total in NFL history. He also led the Texans with 81 tackles (107, according to coaches' review), 39 tackles for loss, 42 QB hits, 16 passes defensed, four forced fumbles and two fumble recoveries.

Watt was a part of 95 plays that resulted in zero or negative yards, according to NFL play-by-plays. These included tackles for loss and tackles for no gain, passes defensed, quarterback hits on passes that fell incomplete, sacks, forced fumbles that resulted in turnovers and fumble recoveries. Basically any play that went for zero or less yards or was a turnover, where Watt caused some sort of disruption is included in that number.

None of the following information is based on coaches' review. **All information is official.**

HOW THE 95 BREAK DOWN

39 on running plays – This includes a fumble recovery on an aborted play against Jacksonville (9/16) and forced fumbles against Tennessee (12/2) and Indianapolis (12/16). The fumble Watt forced against New England was not included since it was recovered by the Patriots for a touchdown. Watt has stopped 24 running plays behind the line of scrimmage and 15 for no gain.

56 on passing plays - Watt led the NFL with 20.5 sacks and led all defensive linemen with 16 passes defensed. He is the only player in NFL history with at least 15 sacks and 15 passes defensed in the same season.

26 inside field goal range - Watt made 26 zero or negative plays inside of field goal range – from the 37-yard line and in. Of those 26, 16 were in the red zone. Ten of the 15 plays in the red zone were inside the 10-yard line.

47 on first down - Nearly half of Watt's zero or negative plays have come on first down. He has 30 zero or negative plays on second down, 17 on third, and 1 on fourth down.

6 in overtime - Watt made five zero or negative plays in overtime against Jacksonville and one against Detroit. Watt had 15 zero or negative plays in the first quarter, 29 in the second, 22 in the third and 23 in the fourth.

ALL-TIME SINGLE-SEASON SACK LEADERS

Player	Year, Team	G	Sacks
Michael Strahan*	2001, NYG	16	22.5
Jared Allen	2011, Min	16	22.0
Mark Gastineau	1984, NYJ	16	22.0
Chris Doleman	1989, Min	16	21.0
Reggie White*	1987, Phi	12	21.0
J.J. Watt	2012, HOU	16	20.5
Lawrence Taylor^*	1986, NYG	16	20.5

^ AP NFL Most Valuable Player; * AP Defensive Player of the Year

WATT AN ALL-TIME DEFENDER

DE J.J. Watt has the most combined sacks and passes defensed in a season with 36.5 since passes defensed were officially tracked in 1991. The next closest total is 32.0 (2.0 sacks, 30 passes defensed) by 1993 AP Defensive Player of the Year Rod Woodson.

SINGLE-SEASON COMBINED SACKS AND PASSES DEFENSED (since 1991)

Player, Pos	Team	Year	Sacks	PD	Total
J.J. Watt, DE	Hou	2012	20.5	16	36.5
Rod Woodson, CB*	Pit	1993	2.0	30	32.0
Darrelle Revis, NYJ#	NYJ	2009	0.0	31	31.0

* - AP Defensive Player of the Year # - Runner-up, AP Defensive Player of the Year

0 OR NEGATIVE PLAYS

Tackles for loss, tackles for no gain, passes defensed, quarterback hits on passes that fell incomplete, sacks, forced fumbles that result in a turnover, fumble recoveries and interceptions. Basically any play that went for zero or less yards or was a turnover, where a player caused some sort of disruption.

DOWN

Plays of 0 or negative yards separated by down.

RUSH

Rushing plays of 0 (0) or negative (Neg) yards.

FG RANGE

Plays of 0 or negative yards made inside of field goal range (37-yard line and in). 20 - Plays made inside of own team's red zone. 10 - Plays made inside of own 10-yard line.

PERIOD

Plays of 0 or negative yards separated by period.

TYPE

Plays of 0 or negative yards separated by Passing (P) and Rushing (R) plays.

J.J. WATT - Involved in 95 plays of 0 or negative yards

Opponent	S	A	T	Sk	Yds	TFL	QH	INT	PD	FF	FR	PERIOD 1	2	3	4	OT	T	DOWN 1st	2nd	3rd	4th	TYPE P	R	RUSH 0	Neg	FG Range FG	20	10
Miami 9/9/12	2	1	3	0.5	4.0	1	1	0	3	0	0	0	4	1	0	0	5	3	1	1	0	4	1	0	1	0	0	0
Jacksonville 9/16/12	4	1	5	1.5	11.0	2	3	0	2	0	1	2	3	1	2	0	8	5	1	2	0	5	3	2	1	0	0	0
Denver 9/23/12	6	1	7	2.5	11.5	4	3	0	0	0	0	1	1	2	2	0	6	3	2	1	0	3	3	1	2	2	1	1
Tennessee 9/30/12	4	1	5	2.0	17.0	3	2	0	0	0	1	1	2	1	1	0	5	2	2	1	0	3	2	0	2	0	0	0
N.Y. Jets 10/8/12	4	2	6	1.0	5.0	1	2	0	3	0	0	1	2	0	4	0	7	3	2	2	0	5	2	2	0	4	2	1
Green Bay 10/14/12	5	1	6	2.0	10.0	4	3	0	0	0	0	1	0	3	1	0	5	4	1	0	0	2	3	1	2	1	1	1
Baltimore 10/21/12	2	0	2	0.0	0.0	0	1	0	2	0	0	1	0	1	0	0	2	0	2	0	0	2	0	0	0	0	0	0
Buffalo 11/4/12	4	1	5	1.0	6.0	2	5	0	0	0	0	1	2	1	2	0	6	2	2	2	0	4	2	1	1	2	2	0
Chicago 11/11/12	2	0	2	0.0	0.0	1	1	0	0	0	0	0	1	2	0	0	3	2	1	0	0	1	2	1	1	1	1	1
Jacksonville 11/18/12	6	2	8	1.0	6.0	2	3	0	1	0	0	1	1	0	1	5	8	4	2	2	0	3	5	4	1	3	2	1
Detroit 11/22/12	5	0	5	3.0	22.0	4	5	0	2	0	0	2	1	1	3	1	8	3	2	3	0	7	1	0	1	3	1	1
Tennessee 12/2/12	6	0	6	2.0	21.0	3	2	0	2	1	0	0	5	2	1	0	8	5	1	1	1	5	3	0	3	3	1	1
New England 12/10/12	2	2	4	0.0	0.0	0	3	0	0	1	0	1	0	4	0	0	5	2	2	1	0	3	2	2	0	1	0	0
Indianapolis 12/16/12	10	0	10	3.0	22.0	6	4	0	0	1	0	1	5	0	2	0	8	4	4	0	0	4	4	1	3	5	4	3
Minnesota 12/23/12	3	0	3	1.0	3.0	2	3	0	0	1	0	1	0	2	2	0	5	1	3	1	0	3	2	0	2	1	1	1
Indianapolis 12/30/12	4	0	4	0.0	0.0	4	1	0	1	0	0	1	2	1	2	0	6	4	2	0	0	2	4	0	4	0	0	0
	69	12	81	20.5	138.5	39	42	0	16	4	2	15	29	22	23	6	95	47	30	17	1	56	39	15	24	26	16	11

WATT STANDS ALONE WITH 15 & 15 MARK

Since passes defensed were officially tracked beginning in 1991, only 11 players have recorded 10 sacks and 10 passes defensed in a single season. Texans DE J.J. Watt is the only player to record at least 15 sacks and 15 passes defensed in the same season. Watt and Reggie White are the only defensive linemen to record at least 13 sacks and 13 passes defensed in that time.

Below is a look at the players who have had at least 10 sacks and 10 passes defensed in a single season since 1991.

PLAYERS WITH 10 SACKS AND 10 PASSES DEFENSED IN A SEASON (since 1991)

Player, Pos.	Season, Tm	G	Sacks	PD
J.J. Watt, DE	2012, Hou	16	20.5	16
Tim Harris, LB	1992, SF	16	17.0	10
Jared Allen, DE	2007, KC	14	15.5	11
Simeon Rice, DE	2002, TB	16	15.5	11
Reggie White, DE	1991, Phi	16	15.0	13
Jason Taylor, DE	2006, Mia	16	13.5	11
Wayne Martin, DE	1995, NO	16	13.0	10
Jamir Miller, LB	2001, Cle	16	13.0	14
Alfred Williams, DE	1996, Den	16	13.0	11
Jason Taylor, DE	2005, Mia	16	12.0	10
Steve Foley, LB	2004, SD	16	10.0	12
Greg Lloyd, LB	1994, Pit	15	10.0	11

#Texans DE @JJWatt is only player to have 15 sacks and 15 passes defensed in the same season since 1991.

WATT SETS FRANCHISE STANDARD

Texans DE J.J. Watt had a franchise-record 20.5 sacks this season, besting the previous mark of 14.0, set by Mario Williams in 2007. Watt set the record with a three-sack performance against Detroit on Thanksgiving in Week 12.

HOUSTON TEXANS SINGLE-SEASON SACK LEADERS

Player	Year	Sacks	Yds
J.J. Watt	2012	20.5	138.5
Mario Williams	2007	14.0	82.5
Mario Williams	2008	12.0	82.0
Connor Barwin	2011	11.5	78.5
Mario Williams	2009	9.0	52.0

Watt also moved into second place on the franchise's all-time sack list, with 26.0, ahead of teammates DE Antonio Smith (22.0) and OLB Connor Barwin (19.0)

HOUSTON TEXANS ALL-TIME SACK LEADERS

Player	Years	Sacks	Yds
Mario Williams	2006-11	53	320.5
J.J. Watt	2011-12	26	186.0
Antonio Smith	2009-12	22	149.0
Connor Barwin	2009-12	19	136.5
Kailee Wong	2002-06	15	68.5

#Texans DE @JJWatt ranks 6th all-time with 20.5 sacks this season.

SACKING AND SWATTING

Texans DE J.J. Watt's propensity to get his hands on quarterbacks and their passes has earned him the moniker "J.J. Swatt." Watt set an NFL record for a defensive lineman with 16 passes defensed and led the NFL with a franchise-record 20.5 sacks.

2012 NFL SACK LEADERS

Player	Team	Sacks	Yds	FF	PD
J.J. Watt	Hou	20.5	138.5	4	16
Aldon Smith	SF	19.5	144.5	3	1
Von Miller	Den	18.5	129.5	6	2
Cameron Wake	Mia	15.0	92.0	3	1
Clay Matthews	GB	13.0	83.5	1	2

Five of Watt's 16 passes defensed were been picked off, with four leading to Texans scores. His ability to get his hands on passes at the line of scrimmage has become one of his calling cards and also led to a pick-six for the 6-foot-5 Watt in last year's Wild Card game against Cincinnati.

Since he has come into the NFL, Watt leads all defensive linemen with 20 passes defensed. Watt led all defensive linemen in passes defensed in 2012.

PASSES DEFENSED, DEFENSIVE LINEMEN (2011-12)

Player	Team	Sacks	Yds	PD
J.J. Watt	Hou	26.0	186.0	20
Calais Campbell	Ari	14.5	92.0	16
Barry Cofield	Was	5.5	25.0	14
Greg Hardy	Car	15.0	107.5	13
Jason Pierre-Paul	NYG	23.0	179.0	12
Corey Liuget	Sea	8.0	59.0	11
Vince Wilfork	NE	6.5	49.5	11

WATT NAMED DEFENSIVE PLAYER OF THE MONTH TWICE

DE J.J. Watt was named the AFC Defensive Player of the Month for September and December. He is the only player in franchise history to win the award twice in one season.

In September, Watt led the NFL in sacks and helping the Texans to a 4-0 record. Watt led Houston's defense with an NFL-best 7.5 sacks, and had 10 quarterback hits, five passes defensed and two fumble recoveries. He helped the Texans defense hold opponents to League-lows of 273.0 yards per game and 14.0 points per game. He also became the first Texans player to record more than one sack in four consecutive games.

Watt was named AFC Defensive Player of the Month after leading the NFL in sacks (6) and forced fumbles (4) in December.

Watt's six sacks in December increased his NFL-leading total to 20.5 on the season. He became the ninth player in NFL history to record 20 or more sacks in a season. Watt forced a fumble in four consecutive games to tie a franchise single-season record.

Watt is the third Texan to win multiple player of the month honors, joining RB Arian Foster (October 2011, September 2010) and WR Andre Johnson (October 2008, November 2012).

#Texans DE @JJWatt factored into 95 plays of zero or negative yards this season.

GRAHAM'S ACCURACY

Graham

K Shayne Graham ranks fifth all-time with an 85.4 overall field goal percentage and is second all-time in field goal percentage for attempts from 40-49 yards out (79.7 percent).

Below is a look at where Graham ranks among the NFL's best kickers:

ALL-TIME FIELD GOAL PERCENTAGE

Player	Years	FGM	FGA	Pct.	XPM	XPA	Pct.	Pts.
Mike Vanderjagt	1998-06	230	266	86.5	377	379	99.5	1,067
Nate Kaeding	2004-12	181	210	86.2	352	354	99.4	895
Rob Bironas	2005-12	214	250	85.6	274	276	99.3	916
Robbie Gould	2005-12	208	243	85.6	278	279	99.6	902
Shayne Graham	2001-12	245	287	85.4	368	373	98.7	1,103
Matt Bryant	2002-12	233	276	84.4	324	328	98.8	1,023
Connor Barth	2008-12	101	120	84.2	134	134	100	437
Stephen Gostkowski	2006-12	170	202	84.2	355	356	99.7	865
Phil Dawson	1999-12	305	363	84.0	350	358	97.8	1,265
Matt Stover	1991-09	471	563	83.7	591	594	99.5	2,004

ALL-TIME FIELD GOAL PERCENTAGE (40-49 Yards)

		Overall			40-49			
Player	Years	FGM	FGA	Pct.	FGM	FGA	Pct.	Pts.
George Blanda	1949-75	335	637	52.6	*64	*73	*87.7	1,947
Shayne Graham	2001-12	245	287	85.4	63	79	79.7	1,103
Shaun Suisham	2005-12	152	187	81.3	54	69	78.3	646
Mike Vanderjagt	1998-06	230	266	86.5	66	85	77.6	1,067
Rob Bironas	2005-12	214	250	85.6	65	84	77.4	916
Olindo Mare	1997-12	356	439	81.1	88	118	74.6	1,555
John Kasay	1991-11	461	563	81.9	120	161	74.5	1,970
Adam Vinatieri	1996-12	413	500	82.6	111	150	74.0	1,865
Doug Brien	1994-05	207	258	80.2	68	92	73.9	915
Ryan Longwell	1997-11	361	434	83.2	97	132	73.5	1,687

#Texans K Shayne Graham ranks fifth all-time with an 85.4 FG%.

GRAHAM IN THE CLUTCH

K Shayne Graham has come through in the clutch with seven game-tying or game-winning field goals in his career. Five of those kicks have come on the road, including a 32-yard game-winner in overtime at Detroit in Week 12. Below is a look at those instances:

SHAYNE GRAHAM'S GAME-TYING AND GAME-WINNING FGs

Date	Wk	Final	Opp.	Yds	Qtr	Time
12/5/04	13	27-26	at Bal	24	4Q	0:00
9/19/04	2	16-13	Mia	39	4Q	0:02
12/11/05	14	23-20	Cle	37	4Q	0:00
9/21/08	3	23-26	at NYG	21	4Q	0:00
10/4/09	4	23-20	at Cle	31	OT	0:04
12/20/09	15	24-27	at SD	34	4Q	0:54
11/22/12	12	34-31	at Det	32	OT	2:21

Bold indicates as a Texan

JONES AMONG THE ELITE

Jones

Texans P Donnie Jones has posted some of the best career and season numbers in NFL history. Jones ranks fourth all-time in gross punting average (45.6) and is fourth in net punting average (39.0). He is one of only seven punters in NFL history to average 50.0 or more yards per punt in a season (50.0 in 2008).

Jones set franchise records with a 47.2 gross average and a 40.5 net average in 2012.

NFL ALL-TIME GROSS PUNTING AVERAGE

Player	Seasons	Punt	Blk	Yds	Avg	TB	In20	Lg
Shane Lechler	2000-12	1,014	4	48,215	47.5	143	322	80
Brandon Fields	2007-12	451	2	20,942	46.4	39	151	71
Britton Colquitt	2010-12	254	0	11,717	46.1	18	79	67
Andy Lee	2004-12	790	3	36,295	45.9	75	245	82
Donnie Jones	2004-12	736	3	33,529	45.6	63	226	80

NFL ALL-TIME NET PUNTING AVERAGE

Player	Seasons	Punt	Blk	Yds	Avg	TB	In20	Lg
Britton Colquitt	2010-12	254	0	11,717	39.5	18	79	67
Andy Lee	2004-12	790	3	36,295	39.2	75	245	82
Brett Kern	2008-12	354	2	15,964	39.2	30	125	71
Dustin Colquitt	2005-12	657	3	29,381	39.1	55	250	81
Donnie Jones	2004-12	736	3	33,529	39.0	63	226	80

DONNIE LONGBALL

P Donnie Jones quietly had the best season of any punter in franchise history. Jones is averaged 47.2 gross yards per punt and had a 40.5 net average, both of which rank as the best season marks in franchise history. His 28 punts inside the opponents' 20-yard line was the most since Chad Stanley had 29 in 2007.

Jones also posted three of the top five single-game punting performances in franchise history in 2012. He set a franchise record against Denver in Week 3 with an average of 54.8 yards on five punts.

THE LONG-SHOT LONGSNAPPER

Weeks

Texans LS Jon Weeks' route to the NFL was, in a word, circuitous. A self-described "military brat," Weeks was born in Bethpage, N.Y. and graduated from high school in Glendale, Ariz.

As a senior at Mountain Ridge High, Weeks attended a special teams camp, where he caught the eye of the coaches from Baylor University. He walked on at Baylor as a long snapper and eventually earned a scholarship.

After college, Weeks volunteered at a hospital and began a nine-week certification program to become a firefighter. Taking one last stab at his football dreams, he attended coach Gary Zauner's specialists combine and caught the attention of a Texans scout. The Texans invited Weeks for a tryout and signed him the following day, and Weeks won his roster spot during Houston's 2010 training camp.

Weeks is in his third season with the Texans and has remained consistent at his job, totaling 469 extra-point, field-goal and punt snaps heading into Monday's game.

H-E-B SACKS FOR HUNGER

Throughout the season, the Texans defense will team up with Texas grocery chain H-E-B and the Houston Food Bank to help feed Houston's families with the H-E-B Sacks For Hunger program.

H-E-B will donate $1,000 to the Food Bank's hunger relief efforts for every sack the Texans defense records this season. According to the Food Bank, every dollar donated can provide three full meals.

Through their play on the field this year, the "Bulls on Parade" have helped provide 132,000 meals for hungry Houstonians.

H-E-B SACKS FOR HUNGER, YEAR BY YEAR

Season	Texans Sacks	H-E-B Donation	Meals
2012	44	$44,000	132,000
2011	53*	$53,000	159,000
2010	30	$30,000	90,000
2009	30	$30,000	90,000
TOTALS	157	$157,000	471,000

* Includes playoff games

houston foodbank
Filling pantries. Filling lives.

My H-E-B
Here Everything's Better.

TOUCHDOWNS FOR TREES

Once again this season, +ImageNet Consulting will partner with the Texans on the Touchdowns For Trees program.

For every offensive touchdown the Texans score this season, ImageNet will fund the purchase and installation of one tree to be planted in the city. Last season, the Texans scored 46 touchdowns and thus 46 trees were added to the Houston landscape.

Keep up with Houston's environmental revitalization courtesy of Matt Schaub, Andre Johnson, Arian Foster & co. below.

TOUCHDOWNS FOR TREES, 2012

Game, Date	Texans TDs	Trees
Miami, 9/9	3	3
at Jacksonville, 9/16	3	3
at Denver, 9/23	4	4
Tennessee, 9/30	5	5
at New York Jets, 10/8	2	2
Green Bay, 10/14	3	3
Baltimore, 10/21	5	5
Buffalo, 11/4	3	3
at Chicago, 11/11	1	1
Jacksonville, 11/18	5	5
at Detroit, 11/22	4	4
at Tennessee, 12/2	3	3
at New England, 12/10	2	2
Indianapolis, 11/16	2	2
Minnesota, 11/23	0	0
at Indianapolis, 11/30	1	1
TOTALS	46	46

HCC FIELD OF OPPORTUNITY SCHOLARSHIP PROGRAM

Through a landmark partnership, Houston Community College will provide a minimum of $50,000 in scholarships annually to members of the Boys and Girls Club. The HCC Field of Opportunity Program, which is supported through HCC's partnership with the Houston Texans, builds on HCC's Opportunity 14 scholarships administered by the Houston Community College Foundation.

With this program, each time the Texans score 14 points, an Opportunity 14 scholarship will be awarded. And, in addition, when the Texans hold an opponent below 14 points, an Opportunity 14 Scholarship will also be awarded. The scholarships will be presented in both wins and losses – recognizing that with education there is always a winner.

HCC OPPORTUNITY 14 SCHOLARSHIPS, 2012

Game, Date	Texans	Opp.	Scholarships	Total Value
Miami, 9/9	30	10	2	$6,000
at Jacksonville, 9/16	27	7	2	$6,000
at Denver, 9/23	31	25	1	$3,000
Tennessee, 9/30	38	14	1	$3,000
at New York Jets, 10/8	23	17	1	$3,000
Green Bay, 10/14	24	42	1	$3,000
Baltimore, 10/21	43	13	2	$6,000
Buffalo, 11/4	21	9	2	$6,000
at Chicago, 11/11	13	6	1	$3,000
Jacksonville, 11/18	43	37	1	$3,000
at Detroit, 11/22	34	31	1	$3,000
at Tennessee, 12/2	24	10	2	$6,000
at New England, 12/10	14	42	1	$3,000
Indianapolis, 11/16	29	17	1	$3,000
Minnesota, 11/23	6	23	0	$0
at Indianapolis, 11/30	16	28	1	$3,000
TOTALS			20	$60,000

HCC
HOUSTON COMMUNITY COLLEGE

GREAT FUTURES START HERE.
BOYS & GIRLS CLUBS
OF GREATER HOUSTON

TEXANS CARE

2012 SCHEDULE NOTES

Date	Opponent	All-Time Series	Note
Sept. 9	Miami	7-0-0	Houston 30, Miami 10: The Texans scored 24 points off four turnovers in the second quarter. QB Matt Schaub threw for 266 yards and a pair of TDs. RB Arian Foster ran for two scores and WR Andre Johnson caught 8 passes for 119 yards and a score.
Sept. 16	at Jacksonville	13-9-0	Houston 27, Jacksonville 7: The Texans set a franchise record by holding the Jaguars to 117 net yards of offense and rushed for 216 yards and three touchdowns. Arian Foster ran for 110 yards on 28 carries and DE J.J. Watt led the defense with five tackles, 1.5 sacks, two passes defensed and a fumble recovery.
Sept. 23	at Denver	2-2-0	Houston 31, Denver 25: Houston won its first game ever at Denver behind four touchdown passes from QB Matt Schaub and 2.5 sacks from DE J.J. Watt. Houston built a 31-11 lead and held off a fourth-quarter surge for the win.
Sept. 30	Tennessee	8-14-0	Houston 38, Tennessee 14: The Texans returned a pair of interceptions for touchdowns and had four sacks. DE J.J. Watt recorded 2.0 sacks and three tackles for loss.
Oct. 8	at N.Y. Jets	1-5-0	Houston 23, New York Jets 17: RB Arian Foster rushed for 152 yards and a touchdown, becoming the third-fastest NFL player to reach 5,000 career scrimmage yards in the process. The defense picked off QB Mark Sanchez twice and recorded three sacks to help the Texans to their first-ever win against the Jets.
Oct. 14	Green Bay	1-2-0	Green Bay 42, Houston 24: WR Andre Johnson became the sixth-fastest player in NFL history to reach 10,000 yards receiving and DE J.J. Watt recorded two sacks to extend his consecutive games with a sack streak to six. Reigning NFL MVP, Green Bay QB Aaron Rodgers tossed six TD passes to end Houston's five-game winning streak.
Oct. 21	Baltimore	1-5-0	Houston 43, Baltimore 13: The Texans earned their first win in franchise history against Baltimore behind a first-half onslaught that included a safety by OLB Connor Barwin, pick-six by CB Johnathan Joseph and a Matt Schaub touchdown pass. Houston outgained Baltimore 421-176 and set a franchise single-game scoriing record.
Nov. 4	Buffalo	3-3-0	Houston 21, Buffalo 9: WR Andre Johnson caugh eight passes for 118 yards and RB Arian Foster eclipsed the century mark on the ground with 111 yards on 24 carries. Foster also scored for the 10th consecutive game.
Nov. 11	at Chicago	3-0-0	Houston 13, Chicago 6: The Texans battled the elements and won the turnover battle against a ball-hawking Bears defense, 4-2. RB Arian Foster ran for 102 yards and caught a touchdown pass. SS Danieal Manning had an interception and forced a fumble in his return to Chicago.
Nov. 18	Jacksonville	13-9-0	Houston 43, Jacksonville 37 (OT): Houston won its first-ever overtime game at home on QB Matt Schaub's 48-yard pass to WR Andre Johnson. Schaub threw for the second-most yards in NFL history (527) and Johnson set a franchise record with 273 yards receiving. Houston overcame a 14-point fourth-quarter deficit and set a franchise record with 640 total yards.
Nov. 22	at Detroit	2-1-0	Houston 34, Detroit 31 (OT): WR Andre Johnson had nine receptions for 188 yards and set an NFL record with 461 yards receving in consecutive games. K Shayne Graham connected on a 22-yarder to win Houston's second overtime game in five days.
Dec. 2	at Tennessee	8-14-0	Houston 24, Tennessee 10: Houston won for the third time in its last four trips to Nashville and clinched its second consecutive playoff berth. The defense forced a franchise-record six turnovers and had six sacks.
Dec. 10	at New England	1-3-0	New England 42, Houston 14: Houston dug itself a 28-0 deficit in the third quarter on the way to its first road loss of the season.
Dec. 16	Indianapolis	4-18-0	Houston 29, Indianapolis 17: Houston clinched its second consecutive AFC South Crown with the win. J.J. Watt led the defense with 3.0 sacks and six tackles for loss. WR Andre Johnson had 151 yards receiving and RB Arian Foster rushed for a season-best 165 yards.
Dec. 23	Minnesota	0-3-0	Minnesota 23, Houston 6: Houston contained Vikings RB Adrian Peterson but the Texans offense was held without a touchdown for the first time in 106 games and only converted 1-of-11 third-down attempts.
Dec. 30	at Indianapolis	4-18-0	Indianapolis 28, Houston 16: The Texans fought back from an early deficit to take a 16-14 lead in the third quarter before giving up two big scores on a 101-yard kickoff return and a 70-yard touchdown pass. The loss cost Houston home field advantage in the playoffs.

TEXANS 2012 OPPONENTS

HOME	RECORD vs. (HOME)	LAST GAME	ROAD	RECORD vs. (ROAD)	LAST VISIT
Baltimore	1-3	2012 (W, 43-13)	Chicago	2-0	2012 (W, 13-6)
Buffalo	1-2	2012 (W, 21-9)	Denver	1-2	2012 (W, 31-25)
Green Bay	0-2	2012 (L, 24-42)	Detroit	1-1	2012 (W, 34-31 OT)
Indianapolis	4-7	2012 (W, 29-17)	Indianapolis	0-11	2012 (L, 16-28)
Jacksonville	8-3	2012 (W, 43-37 OT)	Jacksonville	5-6	2012 (W, 27-7)
Miami	4-0	2012 (W, 30-10)	New England	0-2	2012 (L, 14-42)
Minnesota	0-2	20012 (L, 6-23)	New York Jets	1-3	2012 (W, 23-17)
Tennessee	4-7	2012 (W, 38-14)	Tennessee	4-7	2012 (W, 24-10)

WEEK 1 VS. MIAMI

AFC Divisional • Houston Texans at New England Patriots • Sunday, Jan. 13, 2013

GAME 1: Houston 30, Miami 10

71,566 • Reliant Stadium • Houston, Texas • Sept. 9, 2012

GAME SUMMARY

With their defense going on a turnover spree, the Texans scored three touchdowns in the final two minutes of the second quarter to take a 24-3 halftime lead. The game was never in doubt after that as they won 30-10 in front of 71,566 Liberty White-clad fans at Reliant Stadium.

Texans DE J.J. Watt had three pass deflections, two of which led to interceptions, and 1.5 sacks. WR Andre Johnson led the way on offense with eight catches for 119 yards and a touchdown.

QB Matt Schaub was 21-of-30 for 266 yards and a touchdown with a passer rating of 102.4. RB Arian Foster scored two rushing touchdowns.

The Texans trailed 3-0 after the first quarter before their defense forced a turnover on four consecutive possessions in the second. Pro Bowl CB Johnathan Joseph got things started by picking off Dolphins rookie QB Ryan Tannehill near midfield, then returning the ball 36 yards to set up a short field goal by Shayne Graham.

On the Dolphins' next series, ILB Brian Cushing picked off Tannehill after a deflection by Watt. The Texans turned that into a 14-yard touchdown run by Foster, which put them up 10-3 with 1:53 remaining in the second quarter.

Watt tipped another pass on Miami's very next play, this time leading to an interception by CB Kareem Jackson deep in Dolphins territory. Foster scored two plays later on a two-yard run.

One play later, the Dolphins lost a fumble at their own 31-yard line. Texans FS Glover Quin jarred the ball loose from RB Daniel Thomas, and SS Danieal Manning recovered. Schaub connected with Johnson for a 14-yard touchdown pass three plays later to make the score 24-3 with seven seconds remaining in the first half.

The Dolphins' only touchdown came on a 72-yard punt return by RB Marcus Thigpen two minutes into the third quarter. Graham made two field goals in the second half to provide the final margin.

Texans DE Tim Jamison batted down a pass at the line of scrimmage on fourth-and-goal from the 5-yard line with 4:05 remaining. He also ended the Dolphins next -- and final -- possession by sacking Tannehill on fourth down at the Miami 39-yard line.

Texans TE Owen Daniels had four catches for 87 yards. He was one of seven different receivers to catch a pass from Schaub. Cushing led the Texans' defense with seven tackles. Graham was 3-of-4 on field goals, with his lone miss coming on a 52-yard attempt in the first quarter.

SCORING

SCORE BY PERIODS	1	2	3	4	OT	Total
Miami Dolphins	3	0	7	0	-	10
Houston Texans	0	24	3	3	-	30

SCORING DRIVES

Team	Qtr	Time	Play Description (Extra Point) (Drive info)	MIA	HOU
Dolphins	1	3:13	D.Carpenter 39 yd. Field Goal (8-37, 3:58)	3	0
Texans	2	6:12	S.Graham 35 yd. Field Goal (4--10, 1:11)	3	3
Texans	2	1:53	A.Foster 14 yd. run (S.Graham kick) (7-54, 2:07)	3	10
Texans	2	0:43	A.Foster 2 yd. run (S.Graham kick) (2-27, 0:53)	3	17
Texans	2	0:07	A.Johnson 14 yd. pass from M.Schaub (S.Graham kick) (3-31, 0:21)	3	24
Dolphins	3	13:12	M.Thigpen 72 yd. punt return (D.Carpenter kick)	10	24
Texans	3	6:30	S.Graham 40 yd. Field Goal (11-64, 6:42)	10	27
Texans	4	12:22	S.Graham 19 yd. Field Goal (12-72, 6:59)	10	30

TEAM STATISTICS

	DOLPHINS	TEXANS
TOTAL FIRST DOWNS	15	19
THIRD DOWN EFFICIENCY	2-10-20%	7-17-41%
FOURTH DOWN EFFICIENCY	0-3-0%	0-0-0%
TOTAL NET YARDS	275	337
NET YARDS RUSHING	79	83
NET YARDS PASSING	196	254
PASS ATTEMPTS-COMPLETIONS-HAD INTERCEPTED	36-20-3	31-20-0
KICKOFFS Number-In End Zone-Touchbacks	3-3-0	7-6-1
PUNTS Number and Average	3-44.3	5-43.6
Net Punting Average	39.7	28.4
FGs - PATs Had Blocked	0-0	0-0
TOTAL RETURN YARDAGE (Not Including Kickoffs)	76	54
PENALTIES Number and Yards	7-78	4-35
FUMBLES Number and Lost	3-1	0-0
TOUCHDOWNS	1	3
EXTRA POINTS Made-Attempts Kicking Made-Attempts	1-1	3-3
FIELD GOALS Made-Attempts	1-1	3-4
RED ZONE EFFICIENCY	0-3-0%	3-6-50%
GOAL TO GO EFFICIENCY	0-1-0%	1-3-33%
SAFETIES	0	0
TIME OF POSSESSION	25:16	34:44

INDIVIDUAL STATISTICS

RUSHING (Att-Yds): Miami, R. Bush 14-69, D. Thomas 3-11, R. Tannehill 2-(-1). Houston, A. Foster 26-79, B. Tate 5-6, M. Schaub 4-(-2).
PASSING (C-A-Y-I): Miami, R. Tannehill 20-36-219-3. Houston,M. Schaub 20-31-266-0.
RECEIVING (Rec-Yds): Miami, R. Bush 6-46, D. Bess 5-45, B. Hartline 3-50, A. Fasano 3-19, D. Thomas 1-32, J. Lane 1-24, A. Armstrong 1-3. Houston, A. Johnson 8-119, O. Daniels 4-87, B. Tate 3-22, K. Walter 2-16, J. Casey 1-17, L. Jean 1-9, A. Foster 1-(-4).
SACKS (Sk-Yds): Miami, R. Starks 2.0-12. Houston, J. Watt 1.5-7, T. Jamison 1.0-12, A. Smith 0.5-4.
INTERCEPTIONS (Int-Yds): Miami, none. Houston, J. Joseph 1-36, K. Jackson 1-3, B. Cushing 1-1.
TACKLES (S-A-T): Miami, K. Misi 10-1-11, K. Dansby 6-3-9, R. Jones 5-2-7, R. Starks 5-1-6, R. Marshall 5-0-5, K. Burnett 3-2-5, C. Clemons 3-1-4, C. Wake 2-1-3, S. Smith 2-0-2, J. Odrick 2-0-2, P. Soliai 2-0-2, K. Randall 2-0-2, J. Wilson 1-0-1, O. Vernon 1-0-1, N. Carroll 0-1-1. Houston, B. Cushing 6-3-9, G. Quin 5-2-7, D. Manning 5-2-7, B. Reed 1-6-7, J. Joseph 4-2-6, J. Watt 4-2-6, K. Jackson 5-0-5, C. Barwin 3-1-4, S. Cody 2-2-4, B. James 2-24, B. McCain 3-1-4, T. Jamison 1-2-3, Q. Demps 2-0-2, E. Mitchell 0-2-2, A. Smith 1-1-2, J. Crick 1-0-1, T. Dobbins 1-0-1.
MISSED FIELD GOAL: Houston, S. Graham 52 (SH).

THE WIN...

- Was the Texans' third consecutive win on Kickoff Weekend. Houston improved to 6-5 on opening day and 5-3 at home on Kickoff Weekend.
- Improved Houston's all-time record against Miami to 7-0 overall and 4-0 at Reliant Stadium.
- Improved Houston's record against AFC East opponents to 10-10 all-time.

HEAD COACH GARY KUBIAK

- Improved his career regular-season record to 48-49 overall.
- Won his 30th game at Reliant Stadium, improving to 30-19 at home.
- The Texans have scored 30 or more points 25 times in franchise history, 22 of which have come under Kubiak (2006-12).

THE TEXANS

- Did not allow Miami to score an offensive touchdown in the game.
- Held an opponent to 10 or fewer points for the 25th time in team history and the sixth time in two seasons under defensive coordinator Wade Phillips.
- Tied a franchise record with three interceptions in the first half. The last time Houston had three interceptions in a half was in the second half at Tampa Bay last season (11/13/11).
- Forced turnovers on four consecutive possessions to end the first half. It was the second time in team history that the Texans forced turnovers on four straight possessions. The previous time was 10/3/04 vs. Oakland.
- Forced turnovers on three consecutive plays in the second quarter. Following ILB Brian Cushing's interception, CB Kareem Jackson intercepted a pass on first-and-10 on Miami's next drive, and SS Danieal Manning recovered a fumble on the first play of Miami's subsequent possession.
- Tied the team record for the most takeaways in one half with four in the first half. The last time Houston forced four turnovers in a half was in the second half at Tampa Bay on11/13/11.
- Held Miami's offense to -5 yards in the third quarter. The previous low was 1 yard by Tampa Bay in the third quarter on 11/13/11.
- Stopped Miami on fourth down on three consecutive possessions in the fourth quarter. Houston's opponents were 6-of-13 (46.2 percent) on fourth-down attempts in 2011.
- Held Miami to 2-of-10 (20 percent) on third down attempts in the game. Houston's opponents converted 35.8 percent of third-down tries in 2011.
- Have scored 30 or more points in each of their last three season openers. They scored 34 vs. Indianapolis in 2010 and again in 2011.
- Scored 24 points off of four takeaways, their first such points this season. In 2011, the team scored 119 points off of 27 turnovers.
- Scored 24 second-quarter points, which tied for the most in that period in team history. Houston also scored 24 points vs. Arizona on 12/8/05. Tied for second-most points in a quarter in franchise history.
- Had four red-zone possessions in the first half and scored three touchdowns. Overall, Houston was 3-of-6 on its red zone possessions in the game. The Texans scored touchdowns on 28-of-60 red zone possessions (46.7 percent) in 2011.
- Won the time of possession battle, holding the ball for 34:44. Houston was 9-3 when winning time of possession in 2011 and is 39-18 under Kubiak when holding the ball more than their opponent.
- Ran the ball 35 times. Under Kubiak, Houston is now 33-5 when running the ball 30 or more times.
- Outrushed the Dolphins, 83-79. Houston improved to 1-0 on the season when outrushing its opposition and 38-15 under Kubiak when outrushing its opponents.
- Held a plus-4 turnover ratio in the game (4-0) and improved to 28-7 under Kubiak in games with a positive turnover margin.
- Did not have any rookies start in the season opener for the first time in franchise history.

ILB BRIAN CUSHING

- Forced a fumble in the first quarter. It was his first forced fumble of the season and the sixth of his career.
- Intercepted his first pass of the season and the seventh of his career when he hauled in a deflected pass in the second quarter. Cushing returned the interception for 1 yard.
- Also led the team with seven tackles, including six solo stops. Cushing has led the team in tackles in 13 of the last 17 games.

TE OWEN DANIELS

- Made his 300th career reception with his first catch of the afternoon, a 23-yard gain on the Texans' opening drive. Daniels finished the game with 87 yards on four catches.
- Picked up a first down on all four of his receptions.

RB ARIAN FOSTER

- Scored his 30th career rushing touchdown and his first of the season on a 14-yard gain late in the second quarter.
- Became the second Texans position player, along with WR Andre Johnson, to score more than 300 points when he scored his first touchdown of the game. The score gave him 305 career points.
- Scored his second rushing touchdown of the game on a 1-yard run in the second quarter. It was his seventh career multi-touchdown performance. He finished with a game-high 79 rushing yards on 26 attempts, including his two touchdowns.

K SHAYNE GRAHAM

- Saw a 52-yard field goal attempt in the first quarter fall short. Graham is now 9-19 from beyond 50 yards in his career. The kick was his 250th career field goal attempt.
- Connected on a 36-yard field goal in the second quarter for his first points as a Texan.
- Made a 40-yard field goal in the third quarter to push the Texans' lead to 27-10. In his career, Graham is 57-of-71 (80.3 percent) on attempts between 40 and 49 yards.
- Closed the scoring with a 19-yard field goal in the fourth quarter. It was only the fifth attempt of his career from less than 20 yards, and he is perfect on those kicks.

CB KAREEM JACKSON

- Intercepted his first pass of the season and the fourth of his career when he picked off a deflected pass in the second quarter. He returned the interception 3 yards.
- Tied a career high with two passes defensed in the game. The last time he had two passes defensed was 11/6/11 vs. Cleveland.

DE TIM JAMISON

- Sacked Miami QB Ryan Tannehill for a 12-yard loss in the fourth quarter. It was his first sack of the game and the fourth of his career.

WR LESTAR JEAN
- Made his first career reception with a 9-yard gain on third-and-4 to keep the Texans' opening drive alive.

WR ANDRE JOHNSON
- Extended his streak of consecutive games played with a reception to 83 with an 11-yard catch on Houston's opening drive of the game.
- Caught his 500th pass under Head Coach Gary Kubiak with a 24-yard gain in the second quarter, his second catch of the day. Johnson has averaged 89.3 receiving yards and 6.49 receptions per game under Kubiak, both of which would be the highest in NFL history by a wide margin if viewed on their own.
- Caught his 53rd career touchdown pass on a 14-yard scoring strike just before halftime.
- Surpassed 100 receiving yards on the day with a 29-yard catch in the fourth quarter. The catch gave Johnson 119 yards on the day. It was Johnson's 39th career 100-yard game.
- Became the first player in Texans history to play 10 seasons with the team when he took the field to start the game.

CB JOHNATHAN JOSEPH
- Intercepted his first pass of the season and the 19th of his career when he picked off Miami QB Ryan Tannehill in the second quarter. Joseph returned the interception 36 yards. It was Joseph's first interception in regular-season play at Reliant Stadium.

SS DANIEAL MANNING
- Recovered his first fumble of the season and the fifth of his career in the second quarter.

FS GLOVER QUIN
- Forced his first fumble of the season when he knocked the ball out of Miami RB Daniel Thomas' hands in the second quarter.

QB MATT SCHAUB
- Improved his record as the Texans' starting quarterback to 33-32.
- Threw his first touchdown pass of the season and the 99th of his career when he hit WR Andre Johnson for a 14-yard score just before halftime.
- Completed 20-of-31 passes for 266 yards with one touchdown and no interceptions, giving him a passer rating of 102.4. The Texans are 22-6 when Schaub has a passer rating of 100 or better.

DE ANTONIO SMITH
- Teamed with DE J.J. Watt to sack Miami QB Ryan Tannehill for an 8-yard loss in the third quarter. The half-sack gave Smith 30.0 for his career and 15.5 as a Texan.

DE J.J. WATT
- Picked up his, and the team's, first sack of the season when he fell on Dolphins QB Ryan Tannehill after Tannehill was tripped by one of his linemen in the second quarter. The sack gave Watt 6.5 career sacks.
- Deflected three passes, all in the first half, two of which resulted in interceptions.
- Teamed with DE Antonio Smith to sack Tannehill for an 8-yard loss in the third quarter. It gave Watt second career multi-sack game in regular-season play. He had 2.0 sacks at Jacksonville on 11/27/11. Additionally, Watt had 2.5 sacks in the AFC Divisional Playoff at Baltimore on 1/15/12.

MISCELLANEOUS NOTES
- Four rookies made their NFL debuts in the game: DE Jared Crick, C Ben Jones, WR Keshawn Martin and OLB Whitney Mercilus. Second-year WR Lestar Jean also made his professional debut after spending his rookie season on Injured Reserve. Veteran free agents CB Alan Ball, FB Tyler Clutts, RB Justin Forsett, K Shayne Graham, T Ryan Harris, ILB Bradie James and P Donnie Jones all made their Texans debuts.

- Inactive players for the Texans included QB John Beck, OLB Bryan Braman, G Brandon Brooks, CB Roc Carmichael, T Andrew Gardner, CB Brandon Harris and WR DeVier Posey.

- Captains for the Texans were ILB Brian Cushing, ILB Tim Dobbins, WR Andre Johnson, QB Matt Schaub and DE Antonio Smith.

- The Dolphins won the toss and elected to receive.

- Total paid attendance was 71,566, which is the second-largest crowd in Texans history. The team record is 71,585 on 10/2/11 vs. Pittsburgh. Houston has sold out all 104 home games, including preseason, regular-season and postseason, in franchise history.

WEEK 2 AT JACKSONVILLE

AFC Divisional • Houston Texans at New England Patriots • Sunday, Jan. 13, 2013

GAME 2: Houston 27, Jacksonville 7

62,907 • EverBank Field • Jacksonville, Fla. • Sept. 16, 2012

GAME SUMMARY

The Texans moved to 2-0 after using a familiar formula to beat the Jacksonville Jaguars at EverBank Field.

Relying on a smothering defense and dominant running game, the trademarks of their 2011 playoff season, the Texans pounded their division rivals 27-7 in their first road game of 2012.

The Texans allowed just 117 yards, a new team record, as they took advantage of a depleted Jaguars offensive line and made life miserable for QB Blaine Gabbert. Jacksonville was 0-of-9 on third down and had just 43 yards, including -4 passing, in the first half. The Texans ran 83 plays overall and set a team record with 43:17 in time of possession.

DE J.J. Watt had a monster game for the second consecutive week with 1.5 sacks, two passes defensed, a fumble recovery and a team-high five tackles. Texans running backs Arian Foster and Ben Tate combined for 184 rushing yards and three touchdowns. The Texans ran for 216 total yards and averaged 4.5 yards per carry.

Texans QB Matt Schaub directed an up-tempo, quick-huddle offense for much of the game. It started on the first drive, when Schaub completed five short passes for 42 yards. The Texans gained 66 yards in 13 plays for a 31-yard field goal by Shayne Graham.

The Texans halted Jacksonville's first two drives. WR Trindon Holliday returned a punt 36 yards to the Jaguars' 41-yard line to start Houston's third drive. Four plays later, Tate stiff-armed a would-be tackler and burst up the right sideline for 24 yards to set up Foster's 1-yard touchdown plunge two plays later for a 10-0 lead late in the first quarter.

Watt deflected his second pass of the game on the Jaguars' next drive, then combined with DE Antonio Smith for a drive-ending sack. The Texans took a 17-0 lead midway through the second quarter after Tate plowed up the middle for an 8-yard touchdown run.

With heavy rain coming down near the end of the first half, Brooks Reed sacked Gabbert at the Jacksonville 1-yard line with 2:28 remaining. The Texans went into halftime with a 242-43 advantage in yards.

The weather improved in the second half, but the Texans got worse. They forced a three-and-out on the Jags' first drive but were flagged for an illegal block on their punt return. The Texans' first drive began with a false start, leading to a three-and-out of their own.

An 18-yard punt return gave the Jaguars possession at Houston's 37-yard line. Gabbert completed a 32-yard pass to Laurent Robinson and a 5-yard touchdown pass to Maurice Jones-Drew to close within 17-7.

The Texans responded with a 17-play, 80-yard drive, chewing 9:14 off the clock. Tate kept the drive alive with a cutback run after the catch for a three-yard gain on third-and-one from the Jacksonville 36. Six plays later, Tate scored on a two-yard run to push the lead back to 24-7.

Graham made a 37-yard field goal with 7:20 remaining to provide the final margin. Watt recovered a fumble near midfield with 5:09 remaining, and the Texans ran out the remainder of the clock with several runs by Justin Forsett and a couple of kneel-downs by Schaub.

Foster finished the game with 28 carries for 110 yards (3.9 average). Tate had 74 yards on 12 carries (6.2 average). Schaub was 26-of-35 for 195 yards and an 87.2 rating. TE Owen Daniels led the Texans with 47 receiving yards on six catches.

Gabbert was 7-of-19 (37 percent) for 53 yards and a touchdown before leaving in the fourth quarter with a leg injury. He had a passer rating of 62.8.

SCORING

SCORE BY PERIODS	1	2	3	4	OT	Total
Houston Texans	10	7	7	3	-	27
Jacksonville Jaguars	0	0	7	0	-	7

SCORING DRIVES

Team	Qtr	Time	Play Description (Extra Point) (Drive info)	HOU	JAC
Texans	1	9:25	S.Graham 31 yd. Field Goal (13-66, 5:35)	3	0
Texans	1	0:15	A.Foster 1 yd. run (S.Graham kick) (6-41, 2:37)	10	0
Texans	2	6:49	B.Tate 8 yd. run (S.Graham kick) (7-58, 3:34)	17	0
Jaguars	3	11:44	M.Jones-Drew 5 yd. pass from B.Gabbert (J.Scobee kick) (2-37, 0:51)	17	7
Texans	3	2:30	B.Tate 2 yd. run (S.Graham kick) (17-80, 9:14)	24	7
Texans	4	7:20	S.Graham 37 yd. Field Goal (10-73, 6:15)	27	7

TEAM STATISTICS

	TEXANS	JAGUARS
TOTAL FIRST DOWNS	28	9
THIRD DOWN EFFICIENCY	8-17-47%	0-9-0%
FOURTH DOWN EFFICIENCY	1-1-100%	0-0-0%
TOTAL NET YARDS	411	117
NET YARDS RUSHING	216	65
NET YARDS PASSING	195	52
PASS ATTEMPTS-COMPLETIONS-HAD INTERCEPTED	35-26-0	21-9-0
KICKOFFS Number-In End Zone-Touchbacks	6-5-3	2-2-0
PUNTS Number and Average	6-49.8	9-52.2
Net Punting Average	37.8	43.7
FGs - PATs Had Blocked	0-0	0-0
TOTAL RETURN YARDAGE (Not Including Kickoffs)	77	32
PENALTIES Number and Yards	10-64	8-71
FUMBLES Number and Lost	1-0	1-1
TOUCHDOWNS	3	1
EXTRA POINTS Made-Attempts Kicking Made-Attempts	3-3	1-1
FIELD GOALS Made-Attempts	2-2	0-0
RED ZONE EFFICIENCY	3-6-50%	1-1-100%
GOAL TO GO EFFICIENCY	3-4-75%	1-1-100%
SAFETIES	0	0
TIME OF POSSESSION	43:17	16:43

INDIVIDUAL STATISTICS

RUSHING (Att-Yds): Houston, A. Foster 28-110, B. Tate 12-74, J. Forsett 6-35, M. Schaub 2-(-3). Jacksonville, M. Jones-Drew 12-60, B. Gabbert 1-5, C. Henne 1-0.
PASSING (C-A-Y-I): Houston, M. Schaub 26-35-195-0. Jacksonville, B. Gabbert 7-19-53-0, C .Henne 2-2-23-0.
RECEIVING (Rec-Yds): Houston, O. Daniels 6-47, A. Foster 6-37, B. Tate 4-23, K. Walter 3-34, A. Johnson 3-21, J. Casey 3-18, G. Graham 1-15. Jacksonville, L. Robinson 3-49, M. Jones-Drew 3-7, M. Thomas 1-12, Z. Potter 1-4, G. Jones 1-4.
SACKS (Sk-Yds): Houston, J. Watt 1.5-11, B. Reed 1.0-9, A. Smith 0.5-4. Jacksonville, none.
INTERCEPTIONS (Int-Yds): Houston, none. Jacksonville, none.
TACKLES (S-A-T): Houston, J. Watt 6-3-9, B. Cushing 3-6-9, B. James 3-3-6, J. Joseph 5-0-5, D. Manning 3-2-5, G. Quin 3-1-4, C. Barwin 1-3-4, S. Cody 0-4-4, Q. Demps 3-0-3, B. Reed 2-1-3, A. Smith 1-2-3, E. Mitchell 2-0-2, J. Crick 1-1-2, T. Jamison 0-1-1. Jacksonville, R. Allen 12-1-13, P. Posluszny 9-0-9, D. Landry 7-0-7, T. Alualu 6-0-6, J. Mincey 5-0-5, A. Ross 5-0-5, W. Middleton 5-0-5, C. Mosley 4-0-4, A. Branch 3-1-4, D. Lowery 3-1-4, K. Bosworth 3-0-3, R. Mathis 2-0-2, C. Prosinski 2-0-2, DA. Smith 1-0-1, T. Knighton 0-1-1.
MISSED FIELD GOAL: None.

THE WIN

- Improved Houston's record to 2-0 for the third consecutive season.
- Improved Head Coach Gary Kubiak's career record to 49-49.
- Gave Houston two consecutive victories at EverBank Field for the first time in franchise history.
- Extended the Texans' winning streak against the Jaguars to four games, the longest in franchise history.
- Improved Houston's all-time record against Jacksonville to 12-9 overall and 5-6 on the road.

THE TEXANS OFFENSE

- Ran 83 offensive plays. That is the most in team history in regulation, topping the previous high of 80, which occurred on 11/12/06 at Jacksonville. Houston ran 86 plays in an overtime game vs. Baltimore on 12/13/10.
- Held the ball a franchise-record 43:17. The previous mark was 40:04 on 10/19/08 vs. Detroit. The Texans held the ball for 9:36 in the first quarter, 10:05 in the second, 11:25 in the third and 12:11 in the fourth.
- Ran the ball a team-record 48 times in the game, topping the previous high of 47 set on 10/23/11 at Tennessee. Houston improved to 34-5 under Kubiak when running the ball 30 or more times in a game.
- Outrushed their opponent for the second week in a row, outgaining the Jaguars 216-65 on the ground. The Texans improved to 2-0 this season and 39-15 under Kubiak when outrushing their opponents.
- Won the turnover battle, 1-0. The Texans improved to 2-0 this season and 29-7 under Kubiak when they have a positive turnover margin.
- Gained 28 first downs in the game, which tied for the second-highest (vs. Baltimore, 12/13/10) total in a game in team history.
- Scored on a 17-play drive in the third quarter, capping the drive with a 2-yard touchdown run by RB Ben Tate.The drive was the fourth-longest, in terms of number of plays, in franchise history.
- Scored on their opening drive for the first time this season. Houston was 5-4 when scoring on its opening drive in 2011.
- Scored first for the first time this season. Houston was 9-4 when scoring first in 2011.

THE TEXANS DEFENSE

- Held Jacksonville to a franchise record-low 117 total yards of offense in the game, bettering the previous mark of 126 yards (at Jacksonville,12/26/04).
- Allowed the first touchdown of the season after a combined 93:16 of playing time.
- Held Jacksonville to 43 net yards of offense in the first half, the fewest yards allowed in the opening half in team history, bettering the previous mark of 50 yards allowed to San Francisco on 10/25/09. It was the second-fewest yards allowed in a single half in team history; Houston previously held San Diego to 41 yards in the second half on 10/28/07.
- Limited Jacksonville to a franchise-low -4 net passing yards in the first half, besting the previous low of 0 net passing yards allowed to San Diego in the second half on 10/28/07. There have only been 12 teams since 2000 to hold their opponent to fewer net passing yards in the first half.
- Allowed nine first downs, which tied for the third-fewest in team history and fewest since they gave up nine vs. Tennessee on 11/28/10.
- Forced a three-and-out on seven of 12 possessions. Only Jacksonville's frist possession lasted longer than four plays.
- Did not allow a drive longer than 37 yards and forced four drives of negative yardage.

TE OWEN DANIELS

- Led the team with a game-high six receptions, gaining 47 yards.
- Started his 79th career game, tying him with CB Dunta Robinson for fifth on the franchise's all-time start list.
- Extended his streak of consecutive games with a reception to 70, the second-longest streak in team history.

RB ARIAN FOSTER

- Scored his third rushing touchdown of the season and the 32nd of his career when he scored from 1 yard in the first quarter.
- Surpassed RB Domanick Williams' franchise rushing record of 3,195 yards on a 9-yard gain in the second quarter. Foster entered the game with 3,176 career rushing yards and the carry gave him 3,199.
- Registered his 17th career 100-yard game when he reached the milestone on a 1-yard gain in the fourth quarter. Foster finished the game with 110 yards with one touchdown on 28 carries.

K SHAYNE GRAHAM

- Connected on field goal attempts of 31 and 37 yards and made all three extra point tries, giving him nine points in the game.

WR ANDRE JOHNSON

- Extended his streak of consecutive games played with a reception to 84 with a 7-yard catch in the first quarter. Johnson finished the game with three receptions for 21 yards.

P DONNIE JONES

- Had a second-quarter punt downed at the Jacksonville 5-yard line. It was his 200th career punt downed inside the opponent's 20-yard line.

OLB BROOKS REED

- Sacked QB Blaine Gabbert for a 9-yard loss in the second quarter. It was his first sack of the season and gave him 7.0 in his career.

QB MATT SCHAUB

- Completed his 1,500th career pass when he hit TE Owen Daniels for a 6-yard gain and his 14th completion of the game in the second quarter.
- Improved his record as the Texans' starting quarterback to 34-32.

DE ANTONIO SMITH

- Teamed with DE J.J. Watt to sack QB Blaine Gabbert for an 8-yard loss in the second quarter. The half-sack gave Smith a sack in each of his last three regular-season games played.

RB BEN TATE

- Scored his first rushing touchdown of the season and the fifth of his career on an 8-yard carry in the second quarter.
- Went over 1,000 career rushing yards on a 7-yard carry in the third quarter. Tate entered the game with 948 career rushing yards.
- Tied a career high with four receptions. He previously had a pair of four-catch games, most recently vs. Tennessee on 1/1/12.
- Scored his second rushing touchdown of the season on a 2-yard run in the third quarter. It was his first career multi-touchdown game.

DE J.J. WATT

- Teamed with DE Antonio Smith to sack QB Blaine Gabbert for an 8-yard loss in the second quarter. The half-sack gave Watt a sack in each of his last four games, including last year's playoffs.
- Sacked QB Blaine Gabbert for a 7-yard loss in the fourth quarter. The sack gave Watt 1.5 in the game and 3.0 for the season. It was Watt's third career multi-sack game in regular-season play.
- Recovered a fumble in the fourth quarter. It was his first fumble recovery of the season and the third of his career.
- Led the team with five tackles, including four solos, and recorded two passes defensed.

MISCELLANEOUS NOTES

- The Texans won the toss and elected to receive the opening kickoff.
- Inactive players for the Texans were QB John Beck, OLB Bryan Braman, G Brandon Brooks, CB Roc Carmichael, T Andrew Gardner, CB Brandon Harris and WR DeVier Posey.

WEEK 3 AT DENVER

AFC Divisional • Houston Texans at New England Patriots • Sunday, Jan. 13, 2013

GAME 3: Houston 31, Denver 25

76,566 • Sports Authority Field at Mile High • Denver, Colo. • Sept. 23, 2012

GAME SUMMARY

QB Matt Schaub threw four touchdown passes in a gritty performance, and the Texans held off a late comeback attempt to escape Sports Authority Field at Mile High with a 31-25 victory against the Denver Broncos.

Schaub got the game ball from Head Coach Gary Kubiak after completing 17-of-30 passes for 290 yards. WR Andre Johnson, WR Kevin Walter, RB Arian Foster and TE Owen Daniels all caught touchdown passes. DE J.J. Watt had 2.5 sacks, seven tackles and four tackles for loss.

Schaub brushed off two consecutive illegal hits in the third quarter, including one that left him missing part of his left ear, and sat out only one play before returning to the game.

The Texans led 31-11 early in the fourth quarter. They were seemingly cruising to an easy victory until a fumble by Ben Tate gave the Broncos the ball at midfield. DE Kevin Vickerson came in untouched to hit Tate in the backfield and jar the ball loose.

The fumble sparked a late rally by Denver QB Peyton Manning, who was 16-2 against the Texans with the Indianapolis Colts from 2002-10. The four-time NFL MVP threw two touchdown passes in the next seven minutes to make it a one-score game with three minutes remaining.

The Texans ran out all but the final 20 seconds of the remaining game clock thanks to a crucial catch by Johnson on third-and-five with 2:49 remaining. Johnson beat Pro Bowl CB Champ Bailey with an out route for a 12-yard catch near the left sideline, which all but wrapped up the victory.

The Broncos took a 2-0 lead two minutes into the game when DE Elvis Dumervil sacked Schaub for a safety on the Texans' first play. The Texans found themselves in a 5-0 hole with 8:41 left in the first quarter after a 32-yard field goal by Broncos K Matt Prater.

The Texans took the lead on their next possession with a 60-yard touchdown bomb from Schaub to Johnson. On a play-action fake, Johnson beat CB Tracy Porter with a double move and got behind the defense for the score.

Watt and OLB Brooks Reed sacked Manning to end the next drive. The Texans then drove 97 yards in 14 plays to take a 14-5 lead. Rookie WR Keshawn Martin had an 18-yard catch on the drive, and TE Garrett Graham had a 27-yarder. Foster scored on a 3-yard catch on third-and-goal.

Less than two minutes later, Schaub hit Walter over the middle for a 52-yard touchdown pass. It was another play-action fake and another double move, with Porter once again in coverage.

The Broncos put two more field goals on the board before halftime to make the score 21-11. Schaub was picked off in Broncos territory by LB Wesley Woodyard in the final minute of the half to set up Prater's 53-yarder.

Texans K Shayne Graham made a 41-yard field goal early in the third quarter. Later in the quarter, WR Lestar Jean had a career-long 46-yard reception down the left sideline. Daniels caught a 14-yard touchdown pass two plays later to make it 31-11.

The Texans appeared to have the game well in hand until Tate's fumble with 10:28 remaining. Two plays after the turnover, Manning hit WR Brandon Stokley for a 38-yard touchdown pass. The Texans went three-and-out, and the Broncos drove for another touchdown – a 6-yard catch off a deflection by former Texans TE Joel Dreessen – to make the score 31-25.

SCORING

SCORE BY PERIODS	1	2	3	4	OT	Total
Houston Texans	7	14	10	0	-	31
Denver Broncos	5	6	0	14	-	25

SCORING DRIVES

Team	Qtr	Time	Play Description (Extra Point) (Drive info)	HOU	DEN
Broncos	1	13:20	M.Schaub sacked in end zone by E.Dumervil for a Safety	0	2
Broncos	1	8:41	M.Prater 32 yd. Field Goal (10-46, 4:39)	0	5
Texans	1	6:28	A.Johnson 60 yd. pass from M.Schaub (S.Graham kick) (3-80, 2:13)	7	5
Texans	2	10:47	A.Foster 3 yd. pass from M.Schaub (S.Graham kick) (14-97, 7:11)	14	5
Texans	2	8:54	K.Walter 52 yd. pass from M.Schaub (S.Graham kick) (2-57, 0:46)	21	5
Broncos	2	5:44	M.Prater 23 yd. Field Goal (9-75, 3:10)	21	8
Broncos	2	0:01	M.Prater 53 yd. Field Goal (5-25, 0:33)	21	11
Texans	3	9:11	S.Graham 41 yd. Field Goal (7-39, 3:45)	24	11
Texans	3	1:33	O.Daniels 14 yd. pass from M.Schaub (S.Graham kick) (5-72, 2:19)	31	11
Broncos	4	9:49	B.Stokley 38 yd. pass from P.Manning (M.Prater kick) (2-49, 0:31)	31	18
Broncos	4	3:00	J.Dreessen 6 yd. pass from P.Manning (M.Prater kick) (16-74,5:08)	31	25

TEAM STATISTICS

	TEXANS	BRONCOS
TOTAL FIRST DOWNS	23	24
THIRD DOWN EFFICIENCY	7-14-50%	6-17-35%
FOURTH DOWN EFFICIENCY	1-1-100%	0-0-0%
TOTAL NET YARDS	436	375
NET YARDS RUSHING	152	59
NET YARDS PASSING	284	316
PASS ATTEMPTS-COMPLETIONS-HAD INTERCEPTED	30-17-1	52-26-0
KICKOFFS Number-In End Zone-Touchbacks	7-4-3	6-5-5
PUNTS Number and Average	5-54.2	8-47.6
Net Punting Average	44.4	42.8
FGs - PATs Had Blocked	0-0	0-0
TOTAL RETURN YARDAGE (Not Including Kickoffs)	19	36
PENALTIES Number and Yards	9-69	7-75
FUMBLES Number and Lost	1-1	1-1
TOUCHDOWNS	4	2
EXTRA POINTS Made-Attempts Kicking Made-Attempts	4-4	2-2
FIELD GOALS Made-Attempts	1-1	3-3
RED ZONE EFFICIENCY	2-3-67%	1-3-100%
GOAL TO GO EFFICIENCY	1-1-100%	1-2-50%
SAFETIES	0	1
TIME OF POSSESSION	31:40	28:20

INDIVIDUAL STATISTICS

RUSHING (Att-Yds): Houston, A. Foster 25-105, B. Tate 8-26, K. Martin 1-21. Denver, W. McGahee 12-36, L. Ball 7-16, R. Hillman 2-7.
PASSING (C-A-Y-I): Houston, M. Schaub 17-30-290-1. Denver, P. Manning 26-52-330-0.
RECEIVING (Rec-Yds): Houston, K. Walter 3-73, O. Daniels 3-26, J. Casey 3-11, A. Johnson 2-72, G. Graham 2-39, K. Martin 2-20, L. Jean 1-46, A. Foster 1-3. Denver, E. Decker 8-136, B. Stokley 6-73, D. Thomas 3-34, J. Tamme 3-31, J. Dreessen 2-36, C. Gronkowski 1-11, W. McGahee 1-6, L. Ball 1-2, R. Hillman 1-1.
SACKS (Sk-Yds): Houston, J. Watt 2.5-11.5, B. Reed 0.5-2.5. Denver, E. Dumervil 1-6.
INTERCEPTIONS (Int-Yds): Houston, none. Denver, W. Woodyard 1-7.
TACKLES (S-A-T): Houston, J. Watt 7-3-10, K. Jackson 9-0-9, B. Cushing 6-1-7, B. James 3-4-7, Q. Demps 6-1-7, J. Joseph 5-1-6, G. Quin 4-1-5, C. Barwin 2-2-4, B. Reed 2-2-4, T. Jamison 1-2-3, D. Manning 3-0-3, E. Mitchell 2-1-3, A. Smith 2-1-3, B. McCain 2-0-2, S. Cody 1-0-1. Denver, R. Moore 9-0-9, M. Adams 4-2-6, E. Dumervil 4-1-5, J. Bannan 3-2-5, K. Vickerson 3-2-5, D. Wolfe 1-4-5, C. Harris 4-0-4, T. Porter 2-1-3, J. Mays 1-2-3, M. Unrein 1-2-3, V. Miller 0-3-3, K. Brooking 1-1-2, W. Woodyard 1-0-1, C. Bailey 1-0-1, M. Jackson 1-0-1, T. Carter 1-0-1.
MISSED FIELD GOAL: None.

THE WIN

- Improved Houston's record to 3-0 on the season, giving the Texans their first 3-0 start in franchise history.
- Gave Houston its first win at Sports Authority Field at Mile High.
- Evened the all-time series record between the Texans and the Broncos at 2-2 and improved Houston's record at Denver to 1-2.
- Was Houston's 50th against AFC competition in team history. The Texans improved to 50-73 against AFC opponents all-time.

HEAD COACH GARY KUBIAK

- Won his 50th game as Texans head coach and improved his career record to 50-49.
- Was his 20th road win as Texas head coach, improving his record to 20-30 in away games.

THE TEXANS OFFENSE

- Scored more than 30 points for the second time this season and the 23rd time under Kubiak. Prior to Kubiak's arrival, Houston had scored more than 30 points twice in 64 games.
- Engineered a 14-play, 97-yard touchdown drive that spanned the end of the first quarter and the beginning of the second. It was Houston's longest drive of the season and the fourth-longest in team history. It was the longest since a 99-yard touchdown drive vs. Baltimore on 12/13/10.
- Outrushed Denver 152-59. The Texans are 3-0 this season and 40-15 under Kubiak when outrushing their opponents.
- Combined to run the ball 34 times for 152 yards. The Texans improved to 3-0 this season and 35-5 under Kubiak when they run the ball 30 or more times.
- Surrendered two turnovers, which were the first two of the season for the team. Houston lost the turnover battle, 2-1.
- Controlled time of possession for the third consecutive game, holding the ball for 31:40. The Texans improved to 3-0 this season and 41-18 under Kubiak when winning the time of possession battle.
- Gave up a safety on the first offensive play of the game when QB Matt Schaub was sacked in the end zone by Denver DE Elvis Dumervil. It was the first safety allowed by the Texans since 11/9/08 vs. Baltimore on a penalty in the end zone.
- Led after the first quarter for the second time this season and the second consecutive game, led at halftime for the third consecutive game and led after three quarters for the third consecutive game. Houston improved to 2-0, 3-0 and 3-0 when leading after the first, second and third quarters, respectively.

THE TEXANS DEFENSE

- Registered 12 passes defensed in the game, which is tied for the fifth-most in team history and is the most since 12/4/11 vs. Atlanta, when they also had 12. The 12 passes defensed is also tied for the most in a game under Kubiak.
- Limited the Denver offense to 43 yards in the third quarter, 42 of which came on Denver's last two plays of the period.
- Limited the Denver offense to 1-of-3 on trips to the red zone in the game. For the season, Houston has allowed two touchdowns on seven red zone possessions (28.6 percent).
- Allowed a touchdown to the opposing offense for the second time this season when Denver QB Peyton Manning hit WR Brandon Stokley for a 38-yard touchdown in the fourth quarter. The previous touchdown came on a 5-yard pass from Blaine Gabbert to Maurice Jones-Drew last week at Jacksonville (9/16).

TE OWEN DANIELS

- Extended his streak of consecutive games played with a reception to 71 on a 2-yard catch in the first quarter.
- Caught the 21st touchdown pass of his career and his first of the season when he took a pass from QB Matt Schaub 14 yards for a score in the third quarter.
- Started the 80th game of his career.

FS QUINTIN DEMPS

- Registered a career high and finished tied for second on the team with seven tackles (six solos), including one tackle for loss and a pass defensed. His previous career high was six tackles vs. Tennessee on 1/1/12.

RB ARIAN FOSTER

- Surpassed 100 rushing yards for the second consecutive game and the 18th time in his career, finishing with 105 yards on 25 carries. It marked the seventh time in his career that Foster has topped 100 rushing yards in consecutive games.
- Rushed for 22 yards around right end late in the first quarter. It was his longest carry of the season.
- Caught his first touchdown pass of the season and the fifth of his career when he took a swing pass from QB Matt Schaub and scored from 3 yards out in the second quarter.
- Started his 30th career game. In his 30 starts, Foster has rushed for 3,021 yards on 659 carries, an average of 4.6 yards per attempt, and has scored 28 rushing touchdowns. He has also caught 115 passes for 1,122 yards (9.8 avg.) and four touchdowns as a starter.

TE GARRETT GRAHAM

- Established a career single-game high with his second reception of the day, a gain of 12 yards in the second quarter. Graham entered the game with two career receptions for 39 yards.

K SHAYNE GRAHAM

- Connected on a 41-yard field goal in the third quarter. Graham improved to 6-of-7 on field goal attempts this season. Graham scored seven points in the game (1 FG, 4 PATs), giving him 993 career points.

CB KAREEM JACKSON

- Led the team and tied a career high with nine solo tackles and had one pass defensed. He previously had eight tackles on 9/25/11 at New Orleans.

WR LESTAR JEAN

- Caught his second pass of the season when he hooked up with QB Matt Schaub for a 46-yard catch and run in the third quarter. Jean had a 9-yard catch in the season opener vs. Miami (9/9).

WR ANDRE JOHNSON

- Extended his streak of consecutive games played with a reception to 85 with a 60-yard touchdown catch in the first quarter. Johnson finished the game with two catches for 72 yards and a touchdown.
- The 60-yard touchdown catch was Johnson's 54th career touchdown and second of the season. It was his eighth catch of 60 yards or longer in his career and his fifth career touchdown of 60 or more.
- Surpassed 7,000 receiving yards under Head Coach Gary Kubiak (2006-present) on the 60-yard touchdown catch. Johnson now has 7,062 yards on 511 receptions (13.8 avg.) and 42 touchdowns under Kubiak.

P DONNIE JONES
- Surpassed 30,000 career punting yards in the game. He entered the game with 29,896 career punting yards.

WR KESHAWN MARTIN
- Caught his first career pass when he hauled in an 18-yard pass to convert a first down in the second quarter.
- Recorded his first career rushing attempt, gaining 21 yards on an end-around in the second quarter.

OLB BROOKS REED
- Teamed with DE J.J. Watt for a 5-yard sack of Denver QB Peyton Manning in the first quarter. It gave Reed 1.5 sacks on the season and sacks in consecutive games.

QB MATT SCHAUB
- Completed 17-of-30 pass attempts for 290 yards with four touchdowns and one interception, giving him a passer rating of 115.3. It marked Schaub's second game this season with a passer rating of better than 100
- Threw his 100th career touchdown pass when he hit WR Andre Johnson for a 60-yard score in the first quarter. Johnson also caught Schaub's 20th, 30th, 40th, 70th and 80th touchdowns, and has caught 30 touchdowns in total from Schaub.
- Tossed his second touchdown pass of the game when he hit RB Arian Foster for a 3-yard score on a swing pass early in the second quarter. It gave him his 33rd career multi-touchdown game.
- Hit WR Kevin Walter for a 52-yard touchdown in the second quarter. It was the second time Schaub has thrown two touchdowns of longer than 50 yards in a game. He hit WR Jacoby Jones for an 80-yard score and Foster for a 78-yarder at Tampa Bay on 11/13/11.
- Registered his 10th career game with three or more touchdown passes and his first since 9/25/11 at New Orleans. It was his third career game with three touchdowns in the first half and his first since 9/27/09 vs. Jacksonville.
- Had a streak of 104 consecutive passes without an interception broken when he was picked off on his 17th attempt of the game. The streak, which dated back to last season, tied the second-longest in franchise history, trailing his own streak of 110 in 2010.
- Tied his career high with his fourth touchdown pass of the game when he hit TE Owen Daniels for a 14-yard score in the third quarter. Schaub has thrown for four touchdowns in two previous games, most recently on 10/18/09 at Cincinnati.

WR KEVIN WALTER
- Caught his first touchdown pass of the season when he hauled in a 52-yard scoring throw from QB Matt Schaub in the second quarter. It was Walter's 24th career touchdown catch and his longest touchdown catch since 12/7/08 when he caught a 58-yarder at Green Bay.
- Led the team with 73 receiving yards on three catches. The 73 yards were his most since he had 76 yards on 12/11/11 at Cincinnati, and his touchdown catch was his first since he scored the game-winning touchdown in that game.

DE J.J. WATT
- Set a career single-game high when he sacked Denver QB Peyton Manning for a 6-yard loss in the fourth quarter, giving him 2.5 sacks in the game. His previous high was 1.5 sacks, which he has done in each of the previous two games.
- Teamed with OLB Brooks Reed for a 5-yard sack of Denver QB Peyton Manning in the first quarter. It gave Watt 3.5 sacks on the season and sacks in five consecutive games, including last year's playoffs, and in all three regular-season games this season.
- Sacked Manning for a loss of 3 yards in the second quarter. The sack gave him 4.5 for the season and 10.0 in his career. Watt has now recorded 1.5 sacks in all three games this season.
- Finished tied for second on the team with seven tackles (six solos), including four tackles for loss and three quarterback hits.

QB T.J. YATES
- Made his 2012 debut when he came on for QB Matt Schaub for one play in the third quarter.

MISCELLANEOUS STATS
- Inactive players for the Texans were QB John Beck, G Brandon Brooks, CB Roc Carmichael, ILB Tim Dobbins, G Andrew Gardner, CB Brandon Harris and WR DeVier Posey.
- Captains for the Texans were ILB Brian Cushing, WR Andre Johnson, QB Matt Schaub and DE Antonio Smith.
- The Broncos won the toss and elected to receive the opening kickoff.

WEEK 4 VS. TENNESSEE

AFC Divisional • Houston Texans at New England Patriots • Sunday, Jan. 13, 2013

GAME 4: Houston 38, Tennessee 14

71,581 • Reliant Stadium • Houston, Texas • Sept. 30, 2012

GAME SUMMARY

SS Danieal Manning and CB Kareem Jackson returned interceptions for touchdowns in the second half as the Texans defeated the Tennessee Titans 38-14 at Reliant Stadium to improve to 4-0.

The Texans sacked Titans QBs Jake Locker and Matt Hasselbeck four times. FS Glover Quin knocked Locker out of the game with a sack midway through the first quarter.

Texans QB Matt Schaub was 20-of-28 for 202 yards (71 percent) with a 115.5 passer rating. He threw touchdown passes to FB James Casey and TE Owen Daniels and completed passes to seven different receivers.

The Texans imposed their will on the game's opening possession, driving 77 yards in seven plays and 3:19. Schaub started the drive with passes of 33 and 20 yards to Andre Johnson and finished it with an 11-yard touchdown to Casey over the middle.

On the Titans' second possession, Quin came off the right edge untouched on a safety blitz on third down and leveled Locker for an 8-yard loss. It was a clean hit, but Locker suffered a left shoulder injury and did not return. That forced the 37-year-old Hasselbeck into action.

The Texans went up 14-0 on a 4-yard touchdown run by Arian Foster with 0:17 remaining in the first quarter. Hasselbeck made it 14-7 with a 19-yard touchdown pass to TE Craig Stevens with 7:52 left in the first half.

Momentum was tilting the Titans' way until Manning turned the game with a pick-six early in the third quarter. Hasselbeck threw a pass deep to the left for TE Taylor Thompson, who batted the ball into the air with his left hand.

Manning intercepted it at the Houston 45-yard line. CB Johnathan Joseph flat-backed WR Nate Washington as Manning reversed the field to his left, springing Manning a clear path to the end zone.

The Texans went ahead 28-7 on their next drive with a 28-yard touchdown catch by Daniels. On third-and-five, Daniels caught a pass at the 22-yard line and shook a tackle attempt from LB Akeem Ayers. He brushed off S Jordan Babineaux at the 10 and CB Alterraun Verner, who was being blocked downfield by rookie WR Keshawn Martin, at the goal line.

The Texans used their "muddle huddle" on the drive to move 75 yards in seven plays and 2:37. They used it on both of their first two drives of second half to kick-start their offense.

Eight minutes into the fourth quarter, DE Antonio Smith sacked Hasselbeck and forced a fumble at the Titans' 24-yard line. DE J.J. Watt recovered the fumble and returned it to the 17. K Shayne Graham made a 33-yard field goal to put the Texans up 31-17.

Five plays later, Jackson jumped a slant route on a short pass to the left intended for Damian Williams. He raced 63 yards the other way for a touchdown for a 38-7 lead with 4:08 remaining.

Hasselbeck threw an 11-yard touchdown pass to WR Kendall Wright with 1:01 remaining against the Texans' second-string defense.

The Texans allowed 158 rushing yards, but 101 of them were in the second half. RB Chris Johnson had 141 rushing yards on 25 carries (5.6 average). Foster was limited to 86 yards on 24 carries (3.6 average) and Ben Tate to 11 yards on five carries (2.2 average).

The Texans were penalized only one time for three yards, the fewest penalty yards in a game in team history.

SCORING

SCORE BY PERIODS	1	2	3	4	OT	Total
Tennessee Titans	0	7	0	7	-	14
Houston Texans	14	0	14	10	-	38

SCORING DRIVES

Team	Qtr	Time	Play Description (Extra Point) (Drive info)	TEN	HOU
Texans	1	11:41	J.Casey 11 yd. pass from M.Schaub (S.Graham kick) (7-77, 3:19)	0	7
Texans	1	0:17	A.Foster 4 yd. run (S.Graham kick) (10-47, 5:59)	0	14
Titans	2	7:52	C.Stevens 19 yd. pass from M.Hasselbeck (R.Bironas kick) (7-78, 4:31)	7	14
Texans	3	9:21	D.Manning 55 yd. interception return (S.Graham kick)	7	21
Texans	3	2:47	O.Daniels 28 yd. pass from M.Schaub (S.Graham kick) (7-75, 2:37)	7	28
Texans	4	5:38	S.Graham 33 yd. Field Goal (4-3, 1:32)	7	31
Texans	4	3:57	K.Jackson 63 yd. interception return (S.Graham kick)	7	38
Titans	4	0:57	K.Wright 11 yd. pass from M.Hasselbeck (R.Bironas kick) (10-79, 3:00)	14	38

TEAM STATISTICS

	TITANS	TEXANS
TOTAL FIRST DOWNS	17	16
THIRD DOWN EFFICIENCY	4-12-33%	6-14-43%
FOURTH DOWN EFFICIENCY	1-1-100%	1-1-100%
TOTAL NET YARDS	325	297
NET YARDS RUSHING	158	95
NET YARDS PASSING	167	202
PASS ATTEMPTS-COMPLETIONS-HAD INTERCEPTED	27-17-2	28-20-0
KICKOFFS Number-In End Zone-Touchbacks	3-3-1	7-5-2
PUNTS Number and Average	7-46.6	6-43.2
Net Punting Average	41.7	41.7
FGs - PATs Had Blocked	0-0	0-0
TOTAL RETURN YARDAGE (Not Including Kickoffs)	9	152
PENALTIES Number and Yards	7-73	1-3
FUMBLES Number and Lost	2-1	0-0
TOUCHDOWNS	2	5
EXTRA POINTS Made-Attempts Kicking Made-Attempts	2-2	5-5
FIELD GOALS Made-Attempts	0-0	1-1
RED ZONE EFFICIENCY	2-2-100%	2-3-67%
GOAL TO GO EFFICIENCY	0-0-0%	0-0-0%
SAFETIES	0	0
TIME OF POSSESSION	27:34	32:26

INDIVIDUAL STATISTICS

RUSHING (Att-Yds): Tennessee, C. Johnson 25-141, J. Ringer 2-14, M. Hasselbeck 2-3. Houston, A. Foster 24-86, B. Tate 5-11, M. Schaub 2-(-2).
PASSING (C-A-Y-I): Tennessee, M. Hasselbeck 17-25-193-2, J. Locker 0-2-0-0. Houston, M. Schaub 20-28-202-0.
RECEIVING (Rec-Yds): Tennessee, K. Wright 4-46, N. Washington 3-43, J. Cook 3-36, C. Stevens 2-24, C. Johnson 2-16, Q. Johnson 1-17, D. Williams 1-6, L. Hawkins 1-5. Houston, O. Daniels 6-72, J. Casey 5-36, A. Johnson 3-56, K. Martin 2-19, B. Tate 2-3, K. Walter 1-8, A. Foster 1-8.
SACKS (Sk-Yds): Tennessee, none. Houston, J. Watt 2.0-17, G. Quin 1.0-8, A. Smith 1.0-1.
INTERCEPTIONS (Int-Yds): Tennessee, none. Houston, K. Jackson 1-63, D. Manning 1-55.
TACKLES (S-A-T): Tennessee, J. Babineaux 7-3-10, A. Ayers 5-3-8, J. McCourty 6-0-6, J. Casey 5-1-6, Z. Brown 3-3-6, D. Morgan 5-0-5, W. Witherspoon 4-0-4, A. Verner 3-1-4, Z. Diles 3-1-4, P. Egboh 2-0-2, M. Griffin 1-0-1, R. Johnson 1-0-1, R. Mouton 1-0-1, M. Martin 0-1-1, S. Marks 0-1-1. Houston, B. Cushing 9-4-13, G. Quin 7-1-8, D. Manning 8-0-8, J. Watt 5-2-7, B. James 5-2-7, J. Joseph 4-0-4, K. Jackson 3-1-4, B. Reed 2-1-3, E. Mitchell 2-1-3, Q. Demps 2-0-2, S. Cody 2-0-2, A. Smith 1-1-2, T. Jamison 0-2-2, A. Ball 2-0-2, B. Braman 1-0-1, C. Barwin 0-1-1, B. McCain 1-0-1, J. Crick 0-1-1.
MISSED FIELD GOAL: None.

THE WIN

- Gave Houston the first 4-0 start to a season in franchise history and the first 4-0 start by a Houston professional football team since the USFL Houston Gamblers started 5-0 in 1985.
- Evened the Texans' all-time record at Reliant Stadium at 41-41 and improved the Texans to 2-0 at home this season.
- Improved Houston's all-time record against Tennessee to 7-14 overall and 4-7 at home.

THE TEXANS OFFENSE

- Scored on their opening drive for the second time this season and scored a touchdown on the opening drive for the first time this season.
- Scored more than 30 points for the third time this season and the 24th time under Head Coach Gary Kubiak. Prior to Kubiak's arrival, the Texans scored more than 30 points twice in 64 games.
- Were only penalized once for 3 yards. The 3 penalty yards were the fewest in a game in team history, bettering the previous record of 5 yards, which happened three times, most recently on 10/4/09 vs. Oakland.
- Recorded the fifth-largest margin of victory in franchise history and the largest since a 28-point win at Tampa Bay on 11/13/11.
- Scored 17 points off of three Tennessee turnovers in the game. For the season, Houston has scored 41 points off of nine takeaways.
- Won the time of possession battle for the fourth time this season, holding the ball for 32:26. The Texans improved to 4-0 this season and 42-18 under Kubiak when controlling time of possession.
- Ran the ball 31 times for 95 yards and improved to 36-5 under Kubiak when rushing 30 or more times.
- Scored first for the second time this season. Houston also opened the scoring in Week 2 at Jacksonville (9/16).
- Led after the first quarter for the third time this season, at halftime for the fourth time this season and after three quarters for the fourth time this season.

THE TEXANS DEFENSE

- Scored their first defensive touchdown of the season and the first since 10/23/11 at Tennessee, when CB Brice McCain returned an interception 38 yards for a score. It was the 10th interception return for a score in Texans history.
- Returned two interceptions for touchdowns in the same game for the second time in team history. The last time was on 12/8/02 at Pittsburgh when CB Aaron Glenn returned a pair of interceptions for scores.
- Forced three turnovers while the Texans offense committed none, giving Houston a plus-3 turnover margin. It was the third game this season in which the Texans had a positive turnover margin; and the team improved to 3-0 this season and 30-7 under Head Coach Gary Kubiak in such games.
- Limited Tennessee to 4-of-12 (33 percent) on third-down attempts. For the season, Houston is holding its opponents to 12-of-48 (25 percent) on third down.

HEAD COACH GARY KUBIAK

- Coached in his 100th game with the Texans and improved his overall record as Texans head coach to 51-49.
- Improved his record at Reliant Stadium to 31-19.
- Improved his record against AFC South opponents to 16-22 overall and 11-8 at home.
- Challenged a spot in the first quarter, arguing that WR Keshawn Martin made a first down on a play ruled short of the marker. The challenge was successful, giving the Texans a first down and improving Kubiak's record to 1-1 this season and 13-28 in his career.

CB ALAN BALL

- Forced a fumble on a Tennessee punt return in the second quarter. It was the second forced fumble of his career and his first since 9/12/10 at Washington as a member of the Dallas Cowboys.

FB JAMES CASEY

- Finished with season highs in receptions, with five, and receiving yards, with 36.
- Caught his second career touchdown pass and his first of the season when he pulled in an 11-yard scoring strike from QB Matt Schaub to cap Houston's opening drive of the game. Casey's previous touchdown catch came in Week 3 of 2011 on a 26-yard catch at New Orleans (9/25/11).
- Topped 500 career receiving yards on his fourth catch of the game, a gain of 5 yards in the second quarter. Casey entered the game with 468 career receiving yards.

ILB BRIAN CUSHING

- Led the team with 10 tackles, including seven solo stops. It was the second time this season that Cushing led the team in tackles.

TE OWEN DANIELS

- Caught his second touchdown pass of the season and his second in as many games when he took a short pass and ran 28 yards for a score in the third quarter. It marked the eighth time in his career that Daniels has caught touchdowns in back-to-back games.
- Led the team with six receptions for 72 yards, both game highs, and a touchdown. His six receptions tied his 2012 season high, which he also accomplished in Week 2 at Jacksonville (9/16), and was the second time this year he led the team in receptions.
- Caught a 7-yard pass in the second quarter, extending his streak of consecutive games played with a reception to 72.
- Started the 81st game of his career, moving him past Mario Williams into fourth on the franchise's all-time games started list.

RB ARIAN FOSTER

- Scored his fourth rushing touchdown of the season and the 33rd of his career when he found the end zone from 4 yards away in the first quarter. The touchdown gives Foster at least one score, rushing or receiving, in six consecutive regular-season games, tying his career-long streak, which is the second-longest in team history. Foster has scored in eight straight games overall, including the playoffs.
- Recorded the 750th rushing attempt of his career, which is the qualifying mark for NFL career statistics, on his 12th carry of the game, a gain of 3 yards in the second quarter.

K SHAYNE GRAHAM

- Became the 45th kicker in NFL history to score 1,000 points when he connected on a 33-yard field goal in the fourth quarter. Graham entered the game with 993 career points.

CB KAREEM JACKSON

- Scored his first career touchdown when he intercepted Tennessee QB Matt Hasselbeck and returned it 63 yards to the end zone. It was Jackson's fifth career interception and his second of the season.
- His 63-yard interception return was the sixth-longest in team history and was the longest return for touchdown since 12/13/09 when SS Bernard Pollard returned a pick 70 yards for a score against Seattle.

WR ANDRE JOHNSON
- Extended his franchise-record streak of consecutive games with a reception to 86 with a 33-yard catch and run on Houston's opening drive.

P DONNIE JONES
- Punted six times and had four of his punts downed inside the Tennessee 20-yard line, which tied for the second-most in a game in his career. The last time he had four punts downed inside the opponent's 20 was on 11/6/11 at Arizona as a member of the St. Louis Rams.

SS DANIEAL MANNING
- Intercepted his first pass of the season and the 10th of his career when he picked off Tennessee QB Matt Hasselbeck in the third quarter. Manning returned the interception 55 yards for a touchdown, giving him his first career interception return for touchdown.

C CHRIS MYERS
- Started his 68th consecutive game with the Texans, moving him past Steve McKinney for fourth on the franchise's consecutive starts list. Myers has started 84 consecutive games overall.

WR DEVIER POSEY
- Made his professional debut when he came into the game on Houston's opening drive.

FS GLOVER QUIN
- Registered his first career sack when he dropped Tennessee QB Jake Locker for an 8-yard loss in the first quarter. Quin forced a fumble on the play, his second of the season and of his career.

QB MATT SCHAUB
- Won his eighth consecutive start, dating back to last year.
- Improved his record as the Texans' starting quarterback to 36-32 overall and 22-11 at Reliant Stadium.
- Finished with a passer rating of 115.5 after completing 20-of-28 attempts for 202 yards with two touchdowns and no interceptions. It was Schaub's third game this season with a rating of better than 100.
- Has completed passes to at least seven different receivers in all four games this season.
- Threw his sixth touchdown pass of the season and his 98th as a Texan when he hit FB James Casey for an 11-yard score to cap the Texans' opening drive.
- Tossed his second touchdown pass of the game when he hit TE Owen Daniels for a 28-yard score in the third quarter. It was Schaub's second consecutive multi-touchdown performance this season and the 34th of his career.
- Completed 7-of-8 passes for 65 yards and a touchdown on third down, a rating of 140.1.

DE ANTONIO SMITH
- Sacked Tennessee QB Matt Hasselbeck for a 1-yard loss and forced a fumble on the play. The sack gave Smith 2.0 for the season and 31.5 for his career. The forced fumble was his first of the season and the eighth of his career.

DE J.J. WATT
- Became the first Texans player to record multiple sacks in four consecutive games.
- Has recorded at least one sack in four consecutive regular-season games and six straight games, including the 2012 playoffs.
- Recovered a fumble in the fourth quarter and returned the ball 7 yards. It was his second fumble recovery of the season and the fourth of his career.
- Sacked Tennessee QB Matt Hasselbeck for a loss of 11 yards in the second quarter. It gave Watt a career-high 6.5 sacks on the season, surpassing his total of 5.5 from 2011.
- Registered his second sack of the game when he tackled Hasselbeck for a 6-yard loss in the third quarter. Watt has recorded multiple sacks in all four games this season and, counting the 2012 playoffs, has done so in five straight games.

MISCELLANEOUS STATS
- Total paid attendance was 71,581, which was the third-largest regular-season crowd in team history. Houston has sold out all 105 home games, including preseason, regular season and postseason, in team history.
- Inactive players for the Texans included ILB Mister Alexander, QB John Beck, G Brandon Brooks, CB Roc Carmichael, T Andrew Gardner, CB Brandon Harris and WR Lestar Jean.
- Captains for the Texans were ILB Brian Cushing, WR Andre Johnson, QB Matt Schaub and DE Antonio Smith.
- The Texans won the toss and elected to receive the opening kickoff.

WEEK 5 AT NEW YORK JETS

AFC Divisional • Houston Texans at New England Patriots • Sunday, Jan. 13, 2013

GAME 5: Houston 23, New York Jets 17

79,088 • MetLife Stadium • East Rutherford, N.J. • Oct. 8, 2012

GAME SUMMARY

RB Arian Foster had 29 carries for 152 yards and a touchdown as the Texans defeated the New York Jets 23-17 at MetLife Stadium on Monday Night Football. DE J.J. Watt had six tackles, one sack and three passes defensed to help the Texans overcome the loss of ILB Brian Cushing to a knee injury early in the second quarter.

The Texans outrushed the Jets 169-69 and controlled the ball for 35:16. They were 6-of-13 (40 percent) on third down but just 1-of-3 in the red zone, twice settling for short field goals by K Shayne Graham.

On defense, the Texans had two sacks and two interceptions on Jets QB Mark Sanchez. Backup Tim Tebow played sparingly, throwing one pass and running five times for 19 yards.

After losing 38-0 to the San Francisco 49ers in Week 4, the Jets pulled out all the stops as they looked to avoid falling to 2-3. Tebow ran for a first down on a fake punt on the first play of the second quarter on fourth-and-one from New York's 24-yard line. The Jets unsuccessfully tried a surprise onside kick midway through the third quarter.

The Texans led 17-7 at halftime. QB Matt Schaub threw a 34-yard touchdown pass in the first quarter to TE Owen Daniels, who was wide open off a play-action fake. Foster ran for a 13-yard touchdown early in the second quarter, one series after he broke loose for a season-long 46-yard run.

Schaub was picked off by CB Antonio Cromartie with 5:54 remaining in the first quarter, trying to throw to WR Andre Johnson over the middle in double coverage. That gave the Jets a short field and led to a 27-yard touchdown catch by TE Jeff Cumberland.

The Jets threatened to tie the game at 14 late in the second quarter, driving to the Texans' 12-yard line with 29 seconds remaining. Watt tipped a Sanchez at the line of scrimmage, and CB Brice McCain intercepted it and returned the ball 86 yards to the Jets' 9-yard line. That set up Graham for a 27-yard field goal on the final play of the half.

Graham added a 42-yard field goal in the third quarter to give the Texans a 20-7 lead. The Jets responded with a 100-yard kickoff return for a touchdown by RB Joe McKnight. The Texans and Jets then traded short field goals to make the score 23-17 with 11:55 remaining in the fourth quarter.

Watt made another key play with 7:04 remaining, sacking Sanchez for a 5-yard loss on third-and-10 from the Houston 35. That knocked the Jets out of field goal range and forced them to punt. The Texans ran three minutes off the clock before punting back to the Jets with 3:28 left to play.

CB Kareem Jackson helped preserve the Texans' victory with a late interception of Sanchez near midfield at the two-minute warning. The Jets had one more chance from their 9-yard line with 0:04 remaining, but Watt tipped Sanchez's pass at the line of scrimmage to end the game.

SCORING

SCORE BY PERIODS	1	2	3	4	OT	Total
Houston Texans	7	10	6	0	-	23
New York Jets	7	0	7	3	-	17

SCORING DRIVES

Team	Qtr	Time	Play Description (Extra Point) (Drive info)	HOU	NYJ
Texans	1	11:05	O.Daniels 34 yd. pass from M.Schaub (S.Graham kick) (8-85, 3:55)	7	0
Jets	1	4:07	J.Cumberland 27 yd. pass from M.Sanchez (N.Folk kick) (4-57, 1:47)	7	7
Texans	2	11:11	A.Foster 13 yd. run (S.Graham kick) (5-67, 2:45)	14	7
Texans	2	0:00	S.Graham 27 yd. Field Goal (3-0, 0:14)	17	7
Texans	3	4:51	S.Graham 42 yd. Field Goal (14-70, 7:42)	20	7
Jets	3	4:38	J.McKnight 100 yd. kickoff return (N.Folk kick) (0-0, 0:13)	20	14
Texans	3	0:13	S.Graham 22 yd. Field Goal (8-42, 4:25)	23	14
Jets	4	11:55	N.Folk 21 yd. Field Goal (8-69, 3:18)	23	17

TEAM STATISTICS

	TEXANS	JETS
TOTAL FIRST DOWNS	18	15
THIRD DOWN EFFICIENCY	6-15-40%	4-14-29%
FOURTH DOWN EFFICIENCY	0-0-0%	2-2-100%
TOTAL NET YARDS	378	286
NET YARDS RUSHING	169	69
NET YARDS PASSING	209	217
PASS ATTEMPTS-COMPLETIONS-HAD INTERCEPTED	28-14-1	32-14-1
KICKOFFS Number-In End Zone-Touchbacks	5-3-0	4-1-0
PUNTS Number and Average	6-40.2	6-44.2
Net Punting Average	40.2	44.2
FGs - PATs Had Blocked	0-0	0-0
TOTAL RETURN YARDAGE (Not Including Kickoffs)	93	0
PENALTIES Number and Yards	7-50	5-25
FUMBLES Number and Lost	0-0	2-0
TOUCHDOWNS	2	2
EXTRA POINTS Made-Attempts Kicking Made-Attempts	2-2	2-2
FIELD GOALS Made-Attempts	3-3	1-1
RED ZONE EFFICIENCY	1-3-33%	0-2-0%
GOAL TO GO EFFICIENCY	0-2-0%	0-1-0%
SAFETIES	0	0
TIME OF POSSESSION	35:16	24:44

INDIVIDUAL STATISTICS

RUSHING (Att-Yds): Houston, A. Foster 29-152, K. Martin 1-14, J. Forsett 4-6, D. Posey 1-(-3). New York Jets, S. Greene 8-26, T. Tebow 5-19, B. Powell 4-18, J. McKnight 4-5, M. Sanchez 2-1.
PASSING (C-A-Y-I): Houston, M. Schaub 14-28-209-1. New York Jets, M. Sanchez 14-31-230-2, T. Tebow 0-1-0-0.
RECEIVING (Rec-Yds): Houston, O. Daniels 4-79, J. Casey 4-53, K. Walter 4-46, A. Foster 1-16, A. Johnson 1-15. New York Jets, J. Kerley 5-94, C. Schilens 4-29, J. Cumberland 2-51, E. Gates 1-27, S. Greene 1-19, J. Hill 1-10.
SACKS (Sk-Yds): Houston, J. Watt 1.0-5, B. Reed 1.0-0, B. James 0.5-4, B. McCain 0.5-4. New York Jets, none.
INTERCEPTIONS (Int-Yds): Houston, B. McCain 1-86, K. Jackson 1-4. New York Jets, A. Cromartie 1-0.
TACKLES (S-A-T): Houston, J. Watt 6-3-9, B. James 3-5-8, T. Dobbins 3-5-8, G. Quin 5-1-6, A. Smith 3-3-6, J. Joseph 5-0-5, B. Cushing 3-2-5, C. Barwin 3-2-5, S. Cody 1-2-3, E. Mitchell 1-2-3, B. Reed 2-1-3, D. Manning 2-0-2, B. McCain 2-0-2, T. Jamison 0-2-2. New York Jets, D. Harris 5-4-9, L. Landry 5-3-8, M. Devito 4-4-8, Y. Bell 7-0-7, K. Ellis 4-2-6, C. Pace 3-0-3, B. Thomas 3-0-3, J. Mauga 2-1-3, B. Scott 1-2-3, M. Wilkerson 1-1-2, E. Smith 1-1-2, A. Cromartie 1-0-1, E. Lankster 1-0-1.
MISSED FIELD GOAL: None.

5-0

The Texans moved to 5-0 for the first time in franchise history with a 23-17 win against the New York Jets in Week 5. It is the first time any NFL team from Houston is 5-0.

Space City was introduced to professional football in 1960 with the American Football League's Houston Oilers. The Oilers produced one 3-0 start in 37 years, beginning the 1991 campaign with three consecutive wins, before they moved to Tennessee and changed their name to the Titans in 1997.

The Houston Gamblers of the USFL are the only other pro football team from Houston to start a season 5-0, doing so in 1985.

THE WIN

- Improved the Texans' record on the season to 5-0, marking the first 5-0 start by a professional football team in Houston history.
- Gave Houston five consecutive wins for the second time in franchise history and the second time in as many seasons.
- Gave the Texans their first victory over the New York Jets in franchise history, improving Houston's record to 1-5 against the Jets.
- Improved Houston's record on Monday Night Football to 2-3 and improved the team's record in prime time to 4-8.

THE TEXANS OFFENSE

- Won the time of possession battle for the fifth time this season, holding the ball for 35:16.
- Outrushed New York 169-69. The Texans are 4-0 this season and 41-15 under Kubiak when outrushing their opponents.
- Ran the ball 35 times for 169 yards and improved to 37-5 under Kubiak when rushing 30 or more times.
- Scored on their opening possession for the third time this season and scored a touchdown on the opening drive for the second consecutive game.
- Scored first for the third time this season.
- Scored a field goal for the 15th consecutive game, tying a team record, when K Shayne Graham booted a 27-yard field goal to end the first half.
- Have scored 44 points off of 11 takeaways this season.
- Were tied after one quarter for the first time this season. Houston has led after the first quarter in three games and trailed once.
- Led at halftime and after three quarters for the fifth time this season in both instances. Houston has led at intermission and going into the last quarter in every game this season.

THE TEXANS DEFENSE

- Held their opponent to fewer than 20 points for the fourth time this season.
- Limited the Jets offense to 4-of-14 (29 percent) on third down in the game. It marked the third game this season in which the Texans held their opponents below 30 percent on third down.
- Held the Jets offense to fewer than 20 yards on nine of New York's 11 full possessions, not including the one-play drive to end the game.
- Forced multiple turnovers for the third time this season and second consecutive game.
- Helped the Texans win the turnover battle for the fourth time this season. Houston improved to 4-0 this year and 31-7 under Head Coach Gary Kubiak in games with a positive turnover margin.
- Allowed a touchdown in the first quarter for the first time this season when the Jets scored on a 27-yard pass with 4:07 remaining in the period.

HEAD COACH GARY KUBIAK

- Improved his career record to 52-49 overall and 21-30 on the road.

FB JAMES CASEY

- Established a season high with 53 yards on four catches, bettering his previous high of 36 yards set last week vs. Tennessee (9/30).

TE OWEN DANIELS

- Caught a touchdown pass for the third consecutive game, hauling in a 34-yard scoring strike from QB Matt Schaub on Houston's opening drive, tying his career-long streak. He previously caught touchdowns in consecutive games from 9/18/11 – 10/2/11.
- Led the team in receiving yardage for the third time this season, catching four passes for a team-best 79 yards and a touchdown.
- Extended his streak of consecutive games with a reception to 73 with a 14-yard catch on Houston's opening drive.
- Started the 82nd game of his career, moving him past Mario Williams for fourth place on the franchise's all-time game started list.

RB ARIAN FOSTER

- Surpassed 5,000 scrimmage yards with a run of 8 yards in the fourth quarter. He entered the game with 4,835 career yards from scrimmage.
- Became the third-fastest player in NFL history to reach the 5,000-yard plateau, doing so in his 40th career game. Only Edgerrin James (36) and Eric Dickerson (39) did so in fewer games.
- Surpassed 3,500 career rushing yards on a 46-yard gain in the first quarter. Foster entered the game with 3,477 career yards. The 46-yard gain was his longest of the season and the third-longest of his career.
- Scored his sixth rushing touchdown of the season when he found the end zone from 13 yards in the second quarter. Foster tied a franchise record by scoring a touchdown in seven consecutive regular-season games. Domanick Davis scored in seven straight games from 11/21/04 – 1/2/05. Counting the playoffs, Foster has scored in eight straight games.
- Rushed for 100 yards in the first half. That was the most before halftime in his career. Foster rushed for 99 yards in the first half twice, vs. San Diego on 11/7/10 and vs. Jacksonville on 1/2/11. His 100 first-half yards were the third-most in team history in the opening half.
- Recorded his 19th career 100-yard game and his third of the season, finishing the night with 152 yards on 29 carries and one touchdown. It marked his fifth game with more than 150 rushing yards.
- Has surpassed 100 rushing yards in all three road games this season and in four consecutive road games dating back to last season.

CB KAREEM JACKSON

- Established a new single-season high with his third pick of the season late in the fourth quarter. Jackson has intercepted passes in consecutive games for the first time in his career.

ILB BRADIE JAMES

- Teamed with CB Brice McCain to sack Jets QB Mark Sanchez for an 8-yard loss in the fourth quarter.
- Led the team in tackles for the first time this season, finishing with a season-high eight tackles and a half-sack..

WR ANDRE JOHNSON

- Extended his franchise-record streak of consecutive games played with a reception to 87 with a 15-yard catch in the third quarter.

P DONNIE JONES

- Punted six times for an average of 40.2 yards per punt and had four of his kicks downed inside the Jets 20-yard line. None of Jones' punts on the night were returned.

CB BRICE MCCAIN

- Intercepted his first pass of the season and the fourth of his career when he picked off Jets QB Mark Sanchez in the second quarter. McCain returned the interception 86 yards, which was the third-longest return in franchise history.
- Registered his first career sack when he teamed with ILB Bradie James to tackle Jets QB Mark Sanchez for an 8-yard loss in the fourth quarter.

WR DEVIER POSEY

- Recorded his first offensive touch when he carried an end-around for a 3-yard loss in the first quarter.

OLB BROOKS REED

- Registered his second full sack of the season when he dropped Jets QB Mark Sanchez for an 8-yard loss in the second quarter.
- Forced a fumble for the first time in his career when he stripped Jets QB Mark Sanchez in the second quarter.

QB MATT SCHAUB

- Threw his 100th touchdown pass as a Texan when he hit TE Owen Daniels for a 34-yard score on Houston's opening drive.
- Improved his record as the Texans' starting quarterback to 37-32 and won his ninth consecutive start.

WR KEVIN WALTER

- Surpassed 4,000 career receiving yards with his first catch of the game, a gain of 9 yards. Walter entered the game with 3,992 career yards.

DE J.J. WATT

- Deflected his sixth pass of the season late in the second quarter, causing an interception by CB Brice McCain, and knocked down his second pass of the game and his seventh of the year to prevent a touchdown in the fourth quarter. Of Watt's seven passes defensed on the year, three have resulted in Texans interceptions.
- Sacked Jets QB Mark Sanchez for a loss of 5 yards in the fourth quarter. The sack gave him 8.5 on the season, which is the most in the NFL through five weeks of the season.
- Extended his streak of consecutive games with a sack to five, which is tied for the second-longest streak in team history. Mario Williams had sacks in six consecutive games during the 2007 season (11/18/07 – 12/23/07).

MISCELLANEOUS STATS

- Inactive players for the Texans included G Brandon Brooks, CB Roc Carmichael, SS Quintin Demps, T Andrew Gardner, CB Brandon Harris, WR Lestar Jean and RB Ben Tate.
- Captains for the Texans were ILB Brian Cushing, WR Andre Johnson, QB Matt Schaub and DE Antonio Smith.
- The Jets won the toss and elected to defer their option to the second half. Houston received the opening kickoff.
- The crowd of 79,088 was the second-largest that the Texans have played in front of on the road. The only larger crowd was 88,240 at Washington on 9/19/10.

WEEK 6 VS. GREEN BAY

AFC Divisional • Houston Texans at New England Patriots • Sunday, Jan. 13, 2013

GAME 6: Green Bay 42, Houston 24

71,702 • Reliant Stadium • Houston, Texas • Oct. 14, 2012

GAME SUMMARY

The Texans had the national spotlight with Sunday Night Football at Reliant Stadium in Week 6. Unfortunately, it turned into a highlight reel for Green Bay Packers QB Aaron Rodgers.

Rodgers threw six touchdown passes, as many as Houston had allowed all season in its first five games. The Packers (3-3) won 42-24, handing the Texans (5-1) their first loss in lopsided fashion in front of an announced crowd of 71,702 at Reliant Stadium, the largest regular-season crowd in team history.

Rodgers, the reigning NFL MVP, went 24-of-37 for 338 yards, six touchdowns and no interceptions with a 133.8 passer rating. He threw two touchdowns in the first quarter, one in the second, one in the third and two in the fourth. Three of them were caught by WR Jordy Nelson, who had a game-high 121 receiving yards on nine catches.

The Texans allowed 40 points in a game for the first time since Week 3 of last season at New Orleans. It was the most points they have allowed since a 43-24 loss to the Indianapolis Colts in Week 2 of the 2006 season. They allowed season-highs in yards (426) and passing yards (328) to Green Bay.

Texans QB Matt Schaub threw two interceptions and was sacked three times, matching his season totals in both categories. He lost for the first time in his last 10 starts dating back to last season.

The Texans' struggles in the running game continued. RB Arian Foster scored two rushing touchdowns but had only 29 rushing yards on 17 carries (1.7 average).

The Texans trailed 14-0 after the first quarter, 21-10 at halftime and 28-17 after the third quarter. It was the first time they trailed after any of the first three quarters all season.

Twice, the Texans committed special teams penalties that extended Packers drives and led to touchdowns. Rookie WR DeVier Posey lined up offsides on a punt in the first quarter, giving the Packers a first down. On the next play, Rodgers threw a 41-yard touchdown pass to Nelson past CB Johnathan Joseph to make the score 7-0.

On the first series of the third quarter, OLB Connor Barwin was penalized for unsportsmanlike conduct for leaping as he tried to block a 39-yard field goal by Mason Crosby. That gave the Packers a first down at the Texans' 11-yard line. Then, after an 11-yard pass on third-and-14, FS Danieal Manning was flagged for unnecessary roughness to set up the Packers in first-and-goal. Rodgers threw a 1-yard touchdown pass to Nelson two plays later, making the score 28-10.

The Packers led 14-0 after a diving 6-yard touchdown catch by James Jones in the final minute of the first quarter. Foster scored on a 1-yard run in the second quarter to cap a nine-play, 80-yard scoring drive.

It was 21-7 after Nelson caught a 21-yard touchdown past CB Alan Ball midway through the second quarter. Texans K Shayne Graham made a 51-yard field goal with 2:15 left in the first half.

Foster scored on another 1-yard touchdown run in the third quarter to make the score 28-17. Packers WR Randall Cobb returned the ensuing kickoff 46 yards, and Green Bay scored three plays later on a 48-yard touchdown catch by TE Tom Crabtree, who was wide open after Rodgers rolled out to his right.

Schaub was picked off at the Houston 27-yard line two plays later. Jones made a juggling, one-handed 18-yard touchdown catch past CB Kareem Jackson with 12:22 remaining.

The Texans scored with 5:35 left to play on a blocked punt by OLB Bryan Braman that Posey recovered in the end zone. The Packers and Texans put in their backup quarterbacks after that for the game's final five minutes.

SCORING

SCORE BY PERIODS	1	2	3	4	OT	Total
Green Bay Packers	14	7	7	14	-	42
Houston Texans	0	10	7	7	-	24

SCORING DRIVES

Team	Qtr	Time	Play Description (Extra Point) (Drive info)	GB	HOU
Packers	1	11:34	J.Nelson 41 yd. pass from A.Rodgers (M.Crosby kick) (7-67, 2:04)	7	0
Packers	1	0:24	Ja.Jones 6 yd. pass from A.Rodgers (M.Crosby kick) (6-56, 2:22)	14	0
Texans	2	10:13	A.Foster 1 yd. run (S.Graham kick) (9-80, 5:11)	14	7
Packers	2	6:45	J.Nelson 21 yd. pass from A.Rodgers (M.Crosby kick) (7-78, 3:28)	21	7
Texans	2	2:15	S.Graham 51 yd. Field Goal (8-47, 4:30)	21	10
Packers	3	8:16	J.Nelson 1 yd. pass from A.Rodgers (M.Crosby kick) (16-80, 6:44)	28	10
Texans	3	0:17	A.Foster 1 yd. run (S.Graham kick) (9-65, 3:48)	28	17
Packers	4	14:46	T.Crabtree 48 yd. pass from A.Rodgers (M.Crosby kick) (3-57, 0:31)	35	17
Packers	4	12:16	Ja.Jones 18 yd. pass from A.Rodgers (M.Crosby kick) (4-27, 2:18)	42	17
Texans	4	5:30	D. Posey blocked punt recovery in end zone (S. Graham kick)	42	24

TEAM STATISTICS

	PACKERS	TEXANS
TOTAL FIRST DOWNS	25	23
THIRD DOWN EFFICIENCY	5-14-36%	5-12-42%
FOURTH DOWN EFFICIENCY	0-1-0%	2-2-100%
TOTAL NET YARDS	427	321
NET YARDS RUSHING	70	69
NET YARDS PASSING	338	255
PASS ATTEMPTS-COMPLETIONS-HAD INTERCEPTED	37-14-0	38-22-3
KICKOFFS Number-In End Zone-Touchbacks	7-7-4	5-3-1
PUNTS Number and Average	5-34.2	4-51.5
Net Punting Average	30.4	45.8
FGs - PATs Had Blocked	0-0	0-0
TOTAL RETURN YARDAGE (Not Including Kickoffs)	60	19
PENALTIES Number and Yards	4-51	7-69
FUMBLES Number and Lost	0-0	1-0
TOUCHDOWNS	6	3
EXTRA POINTS Made-Attempts Kicking Made-Attempts	6-6	3-3
FIELD GOALS Made-Attempts	0-0	1-1
RED ZONE EFFICIENCY	3-3-100%	2-2-100%
GOAL TO GO EFFICIENCY	2-2-100%	2-2-100%
SAFETIES	0	0
TIME OF POSSESSION	27:59	32:01

INDIVIDUAL STATISTICS

RUSHING (Att-Yds): Green Bay, A. Green 22-65, A. Rodgers 2-17, J. Starks 5-11, J. Kuhn 2-6. Houston, J. Forsett 7-47, A. Foster 17-29, B. Tate 3-14, M. Schaub 1-0.

PASSING (C-A-Y-I): Green Bay, A. Rodgers 24-37-338-0, M. Schaub 20-33-232-2, T. Yates 2-5-23-1.

RECEIVING (Rec-Yds): Green Bay J. Nelson 9-1221, R. Cobb 7-102, Ja. Jones 3-33, T. Crabtree 2-62, J. Finley 2-12, A. Green 1-8. Houston, A. Johnson 8-75, O. Daniels 3-46, G. Graham 3-25, K. Walter 2-28, J. Casey 2-27, K. Martin 2-24, J. Forsett 1-18, A. Foster 1-12.

SACKS (Sk-Yds): Green Bay, A. Hawk 1.0-12, J. Worthy 1.0-10, C. Wilson 1.0-2. Houston, J. Watt 2.0-10.

INTERCEPTIONS (Int-Yds): Green Bay, C. Hayward 2-37, S. Shields 1-0. Houston, none.

TACKLES (S-A-T): Green Bay, A. Hawk 6-4-10, T. Williams 7-1-8, M. Jennings 6-1-7, M. Burnett 3-3-6, C. Matthews 4-0-4, S. Shields 4-0-4, J. Worthy 3-0-3, D. Smith 3-0-3, C. Wilson 2-0-2, M. Neal 2-0-2, B. Jones 2-0-2, M. Daniels 2-0-2, J. McMillian 2-0-2, D. Moses 1-1-2, C. Woodson 1-0-1, R. Pickett 1-0-1. Houston, B. James 4-7-11, G. Quin 8-0-8, E. Mitchell 4-3-7, J. Watt 6-1-7, J. Crick 2-4-6, J. Joseph 5-1-6, C. Barwin 2-3-5, D. Manning 4-1-5, B. Reed 3-2-5, T. Nolan 4-0-4, A. Smith 3-1-4, T. Dobbins 1-2-3, B. Braman 1-1-2, S. Cody 1-1-2, K. Jackson 2-0-2, S. Keo 0-2-2, B. McCain 2-0-2, J. Nading 1-1-2, W. Mercilus 1-0-1.

MISSED FIELD GOAL: None.

THE LOSS
- Ended Houston's five-game winning streak and dropped the Texans to 5-1 on the season.
- Dropped the Texans' record against Green Bay to 1-2 all-time.
- Dropped the Texans' record in prime time to 4-9 overall, 3-6 under Head Coach Gary Kubiak and 1-1 this season.

THE TEXANS OFFENSE
- Made a field goal for the 16th consecutive game, setting a franchise record. Houston previously had field goals in 15 consecutive games from 11/1/10 – 10/9/11.
- Won the time of possession battle for the sixth time this season.
- Trailed after the first quarter, at halftime and after three quarters for the first time this season in each instance.

THE TEXANS DEFENSE
- Blocked a punt for the first time since 1/1/06 at San Francisco and scored a touchdown on the play. The touchdown was the first off of a blocked punt since 12/22/02 at Washington.
- Allowed their opponent to score on its opening drive for the first time this season when Green Bay scored on a 41-yard touchdown pass.

OLB BRYAN BRAMAN
- Blocked a punt in the fourth quarter. It was the first punt block in his career and the first since 1/1/06 when Ramon Walker blocked a punt at San Francisco. It was the fifth blocked punt in Texans history.

FB JAMES CASEY
- Caught two passes for 27 yards, raising his season reception total to 18 and matching his total from last season.

TE OWEN DANIELS
- Surpassed 4,000 career receiving yards on a 27-yard catch in the third quarter, his third of the game. He entered the game needing 40 yards to reach the milestone.
- Extended his streak of consecutive games with a reception to 74 with a 4-yard catch in the first quarter.

RB ARIAN FOSTER
- Scored his 40th career touchdown when he reached the end zone from a yard out in the second quarter. Foster has scored 35 career rushing touchdowns and has five receiving scores.
- Extended his streak of consecutive games with a touchdown to a franchise-record eight games when he scored from a yard out early in the second quarter. RB Domanick Williams previously held the mark with touchdowns in seven straight games from 11/21/04 – 1/2/05.
- Scored his second touchdown of the game, a 1-yard run in the third quarter. It was his second multi-touchdown game of the season and his first since the season opener vs. Miami (9/9).

TE GARRETT GRAHAM
- Caught a career-high three passes for 25yards, topping his previous high of two receptions set in Week 3 at Denver (9/23).

K SHAYNE GRAHAM
- Made the 10th field goal of his career of 50 yards or longer, and his first as a Texan, when he connected from 51 yards in the second quarter. It was Graham's first field goal of 50+ yards since 2009.

WR ANDRE JOHNSON
- Surpassed 10,000 career receiving yards on his seventh catch of the game, a gain of 15 yards. Johnson entered the game with 9,939 career yards. Johnson became the sixth-fastest player to reach the 10,000-yard mark, doing so in his 128th game, and the 38th player in NFL history to top the milestone.
- Surpassed 10,000 career yards from scrimmage with his first catch of the game, a 12-yard gain. He entered the game with 9,993 career scrimmage yards (9,939 receiving, 54 rushing).
- Extended his franchise-record streak of consecutive games with a reception to 88 with a 12-yard catch in the first quarter.
- Played in his 128th career game, tying K Kris Brown (2002-09) for the most games played as a Houston Texan.

WR KESHAWN MARTIN
- Made his debut as a returner and returned three kickoffs for 65 yards (21.7 average) and one punt for 19 yards.
- Established a new season high for receiving yards with 24 on two catches, both of which came in the third quarter.

WR DEVIER POSEY
- Recovered a blocked punt in the end zone for a touchdown. It was his first career touchdown and was the first touchdown following a blocked punt for the Texans since 12/22/02 when Jimmy McClain blocked a punt at Washington and Kevin Williams recovered it in the end zone.

FS GLOVER QUIN
- Tied a season-high with eight tackles, seven of which were solo stops. He also led the team with two passes defensed.

QB MATT SCHAUB
- Saw his streak of nine consecutive wins come to an end with the loss. Schaub's last loss as the starting quarterback came on 10/16/11 at Baltimore.
- Finished the night with a season-low passer rating of 56.6, completing 20-of-33 passes for 232 yards with no touchdowns and two interceptions.

WR KEVIN WALTER
- Caught his 300th pass as a Texan when he hauled in a 12-yard throw in the third quarter. Walter entered the game with 298 receptions with the team.

DE J.J. WATT
- Extended his streak of consecutive games with a sack to six, matching the longest streak in team history. Mario Williams had sacks in six straight games from 11/18/07 – 12/23/07.
- Registered his fourth multiple-sack game of the season, with 2.0 sacks for 10 yards in losses. Watt now has 9.5 sacks on the season to lead the NFL.

QB T.J. YATES
- Made his second appearance of the season and threw his first passes of the year. Yates finished the game 2-of-5 for 23 yards with no touchdowns and 1 interception for a passer rating of 15.0.

MISCELLANEOUS STATS
- Total paid attendance was 71,702, marking the largest crowd for a Texans regular-season game in team history. The previous mark was 71,585 set last season vs. Pittsburgh (10/2/11).

- Inactive players for the Texans included G Brandon Brooks, CB Roc Carmichael, SS Quintin Demps, G Andrew Gardner, CB Brandon Harris, ILB Barrett Ruud and G Cody White.
- Captains for the Texans were ILB Tim Dobbins, WR Andre Johnson, QB Matt Schaub and DE Antonio Smith.
- The Texans won the toss and elected to receive.

WEEK 7 VS. BALTIMORE

AFC Divisional • Houston Texans at New England Patriots • Sunday, Jan. 13, 2013

GAME 7: Houston 43, Baltimore 13

71,708 • Reliant Stadium • Houston, Texas • Oct. 21, 2012

GAME SUMMARY

Houston and Baltimore were tied atop the conference at 5-1 heading into the game, but a banner day by the Texans' defense sparked a 43-13 blowout victory at Reliant Stadium. The Texans set a franchise record for points in a game and had their second-biggest margin of victory ever.

Defensive Coordinator Wade Phillips' defense scored a touchdown and a safety and had four sacks, two interceptions and 11 passes defensed, including five by defensive linemen and linebackers. The Texans allowed 176 yards to a Ravens offense that was averaging 385 a game.

The Texans gained 420 yards themselves and had the ball for 38:16, including 20:53 in a 29-3 first half. They did not turn the ball over for the fourth time this season.

The Texans fell behind 3-0 early on a 51-yard field goal by Ravens K Justin Tucker. They got off to a sluggish start offensively with only one first down and 25 yards on their first three series.

OLB Connor Barwin got Houston on the scoreboard by sacking Joe Flacco for a safety with 4:49 remaining in the first quarter. It was Barwin's first sack of the season and came one play after rookie OLB Whitney Mercilus dropped Flacco for the first sack of his career.

Barwin's big play ignited a 29-0 Texans run to close out the first half. WR Kevin Walter caught a 25-yard touchdown pass from QB Matt Schaub on the ensuing series to make it 9-3 at the end of the first quarter. CB Johnathan Joseph returned an interception 52 yards for a touchdown on the first play of the second quarter on a pass tipped by DE J.J. Watt.

With the score 16-3, Texans TE Garrett Graham made a sensational one-handed catch for a 20-yard gain, leaping in the air to tip the ball to himself with his right hand. Had Graham not made the play, Ravens S Ed Reed looked primed for an interception that could have drastically changed the course of the game.

Instead, Graham's catch led to a one-yard touchdown reception by TE Owen Daniels with 5:58 left in the second quarter. Shayne Graham made field goals of 33 and 29 yards to put the Texans ahead 29-3 at halftime.

Flacco's passer rating at halftime was 4.2. The Ravens had just 84 yards and four first downs in the half. After their first drive, they went three-and-out on four of their next six possessions. The other two ended in Barwin's safety and Joseph's interception. Flacco also was picked off by SS Glover Quin, who made a one-handed catch on a pass tipped by Mercilus in the second quarter.

Texans RB Arian Foster had two rushing touchdowns in the second half. The Ravens scored their only touchdown on a 15-yard touchdown catch by WR Tandon Doss early in the third quarter but never got closer than 19 points.

DE Antonio Smith had sacks on back-to-back plays in the fourth quarter, pushing the Ravens back from the 19-yard line to the 36. They settled for a 54-yard field goal.

OLB Bryan Braman recovered a surprise onside kick, and the Texans drove 44 yards on six plays – all handoffs to Foster and Ben Tate – for Foster's second touchdown, the final score of the game.

SCORING

SCORE BY PERIODS	1	2	3	4	OT	Total
Baltimore Ravens	3	0	7	3	-	13
Houston Texans	9	20	7	7	-	43

SCORING DRIVES

Team	Qtr	Time	Play Description (Extra Point) (Drive info)	BAL	HOU
Ravens	1	10:57	J.Tucker 51 yd. Field Goal (8-45, 2:41)	3	0
Texans	1	4:49	J.Flacco sacked in end zone by C.Barwin for a Safety	3	2
Texans	1	0:30	K.Walter 25 yd. pass from M.Schaub (S.Graham kick) (8-67, 4:19)	3	9
Texans	2	14:51	J.Joseph 52 yd. interception return (S.Graham kick)	3	16
Texans	2	5:58	O.Daniels 1 yd. pass from M.Schaub (S.Graham kick) (6-58, 3:14)	3	23
Texans	2	1:57	S.Graham 33 yd. Field Goal (8-40, 3:28)	3	26
Texans	2	0:03	S.Graham 29 yd. Field Goal (12-58, 1:03)	3	29
Ravens	3	10:36	T.Doss 15 yd. pass from J.Flacco (J.Tucker kick) (5-47, 1:20)	10	29
Texans	3	2:56	A.Foster 1 yd. run (S.Graham kick) (12-80, 7:40)	10	36
Ravens	4	12:23	J.Tucker 54 yd. Field Goal (14-39, 5:33)	13	36
Texans	4	8:48	A.Foster 2 yd. run (S.Graham kick) (6-44,3:35)	13	43

TEAM STATISTICS

	RAVENS	TEXANS
TOTAL FIRST DOWNS	12	27
THIRD DOWN EFFICIENCY	4-15-27%	8-15-53%
FOURTH DOWN EFFICIENCY	0-1-0%	0-0-100%
TOTAL NET YARDS	176	420
NET YARDS RUSHING	55	181
NET YARDS PASSING	121	239
PASS ATTEMPTS-COMPLETIONS-HAD INTERCEPTED	43-21-2	37-23-0
KICKOFFS Number-In End Zone-Touchbacks	5-3-3	8-6-1
PUNTS Number and Average	5-50.6	5-48.0
Net Punting Average	48.8	47.8
FGs - PATs Had Blocked	0-0	0-0
TOTAL RETURN YARDAGE (Not Including Kickoffs)	1	61
PENALTIES Number and Yards	5-56	5-60
FUMBLES Number and Lost	1-0	1-0
TOUCHDOWNS	1	5
EXTRA POINTS Made-Attempts Kicking Made-Attempts	1-1	5-5
FIELD GOALS Made-Attempts	2-2	2-2
RED ZONE EFFICIENCY	1-2-50%	3-5-60%
GOAL TO GO EFFICIENCY	0-0-0%	3-3-100%
SAFETIES	0	1
TIME OF POSSESSION	21:44	38:16

INDIVIDUAL STATISTICS

RUSHING (Att-Yds): Baltimore, R. Rice 9-42, J. Flacco 2-7, V. Leach 1-6. Houston, A. Foster 19-98, B. Tate 10-47, J. Forsett 6-32, J. Casey 1-6, M. Schaub 1-(-2).
PASSING (C-A-Y-I): Baltimore, J. Flacco 21-43-147-1. Houston, M. Schaub 23-37-256-0.
RECEIVING (Rec-Yds): Baltimore, D. Pitta 5-33, R. Rice 5-12, T. Smith 4-41, A. Boldin 3-24, J. Jones 2-17, T. Doss 1-15, E. Dickson 1-5. Houston, A. Johnson 9-86, O. Daniels 7-59, K. Walter 4-74, G. Graham 2-32, A. Foster 1-5.
SACKS (Sk-Yds): Baltimore, C. Williams 1.0-9, T. Suggs 1.0-8. Houston, A. Smith 2.0-17, C. Barwin 1.0-7, W. Mercilus 1.0-2.
INTERCEPTIONS (Int-Yds): Baltimore, none. Houston, J. Joseph 1-52, G. Quin 1-0.
TACKLES (S-A-T): Baltimore, D. Ellerbe 9-3-12, C. Williams 8-0-8, B. Pollard 7-1-8, E. Reed 5-1-6, A. Jones 1-5-6, J. Smith 4-0-4, T. Suggs 3-1-4, J. McClain 3-1-4, C. Upshaw 2-2-4, P. Kurger 2-0-2, T. Cody 1-1-2, D. Tyson 1-1-2, H. Ngata 0-2-2, A. McClellan 0-1-1, B. Hall 0-1-1. Houston, G. Quin 6-0-6, J. Joseph 4-1-5, A. Smith 4-1-5, C. Barwin 4-0-4, E. Mitchell 1-3-4, B. Reed 3-1-4, J. Watt 2-2-4, S. Cody 1-2-3, T. Dobbins 2-1-3, K. Jackson 2-1-3, B. James 2-1-3, J. Crick 2-0-2, D. Manning 2-0-2, B. McCain 2-0-2, B. Braman 1-0-1, W. Mercilus 1-0-1, T. Nolan 0-1-1.
MISSED FIELD GOAL: None.

THE WIN

- Improved Houston's record to 6-1 on the season, the best mark through seven games in team history.
- Improved Houston's record to 3-1 at Reliant Stadium this season and 42-42 at home all-time.
- Was Houston's first victory over Baltimore, improving the team's all-time record against the Ravens to 1-6.
- Improved Houston's record in Battle Red jerseys to 9-5 overall and 6-3 under head coach Gary Kubiak.

HEAD COACH GARY KUBIAK

- Improved his record to 53-50 overall and 32-20 at Reliant Stadium.

THE TEXANS OFFENSE

- Set a franchise record by scoring 43 points in the game. The previous mark was 42 points against Jacksonville in the 2007 season finale (12/30/07).
- Had the second-largest margin of victory in team history. Houston defeated Tennessee by 34 points (41-7) in Week 7 of 2011 (10/23/11).
- Controlled the time of possession, holding the ball for 38:16. That is Houston's second-highest time of possession this season, trailing the 43:17 the team posted in Week 2 at Jacksonville (9/16). Houston has won the time of possession battle in all seven games this season and improved to 44-19 under head coach Gary Kubiak in such games.
- Outrushed the Ravens 181-55. The Texans are 5-0 this season and 42-15 under Kubiak when outrushing their opponents.
- Rushed for 181 yards on 37 attempts and improved to 38-5 under Kubiak when rushing 30 or more times.
- Gained 27 first downs in the game, which is the second-most this season and tied for the third-most in team history. Houston picked up 28 first downs in Week 2 at Jacksonville (9/16).
- Led after the first quarter for the fourth time this season, and led at halftime and after three quarters for the sixth time this season.
- Scored the second-most points in the first half in team history with 29. The team record is 34 points in the first half vs. Indianapolis on 9/11/11.
- Extended the franchise-record streak of consecutive games with a field goal to 17 when K Shayne Graham hit a 33-yard attempt in the second quarter.
- Scored 10 points off of two takeaways. On the season, Houston has scored 54 points off of 13 takeaways.
- Scored 20 points in the second quarter, which was the third-most in the period in team history and most since the team tied the club record with 24 points in the second quarter vs. Miami on 9/9.
- Did not commit a turnover for the fourth time this season. Houston also went turnover-free in Week 1 vs. Miami (9/9), Week 2 at Jacksonville (9/16) and in Week 4 vs. Tennessee (9/30).

THE TEXANS DEFENSE

- Recorded a safety for the first time since 12/6/09 at Jacksonville, when OLB Connor Barwin sacked Baltimore QB Joe Flacco in the end zone in the first quarter. It was the sixth safety in team history.
- Scored a defensive touchdown for the third time this season, which for the second-most in team history. Houston also scored three defensive touchdowns in 2002 and 2009, and had five scores on defense in 2004.
- Held Baltimore to 13 points. It marks the fourth time this season and 13th time in 23 games under defensive coordinator Wade Phillips that the Texans held their opponent to 14 or fewer points.
- Limited Baltimore's offense to 176 net yards of offense. It was the second game this season and the fifth under Phillips in which the Texans defense held an opponent to fewer than 200 yards, which is the most in the NFL over that time period.
- Forced two turnovers in the game to raise the season total to 13 takeaways. The Texans offense did not turn the ball over, giving Houston a plus-two advantage. Houston has had a positive turnover margin in five games this season and is 5-0 in those instances, and improved to 32-7 under Kubiak when winning the turnover margin.
- Forced six three-and-outs by the Baltimore offense, including one drive that ended in a safety on third down. The Texans have forced a League-best 26 three-and-out possessions through the first seven weeks of the season.
- Recorded 11 passes defensed in the game, including five by defensive linemen or linebackers. It was the second game this season in which Houston's defense registered double-digit passes defensed. The defense had 12 in Week 3 at Denver (9/23).

OLB CONNOR BARWIN

- Registered his first sack of the season and his first career caused safety when he tackled Baltimore QB Joe Flacco in the end zone in the first quarter.
- Finished the game with four solo tackles, one shy of his season best, three tackles for loss and four quarterback hits. He also had one pass defensed.

OLB BRYAN BRAMAN

- Fielded an onside kick attempt in the fourth quarter. While it doesn't count as a kickoff return, it was Braman's first career onside kick recovery.

FB JAMES CASEY

- Recorded his first rushing attempt of the season and the second of his career on a 6-yard gain on third-and-1 in the first quarter.

TE OWEN DANIELS

- Extended his streak of consecutive games with a reception to 75 with a 1-yard catch in the first quarter.
- Caught his fourth touchdown pass of the season and the 24th of his career when he hauled in a 1-yard scoring pass from QB Matt Schaub in the second quarter. Four touchdowns are the third-most in his career, behind a pair of five-touchdown seasons (2006 and 2009).
- Set a season single-game high before halftime with seven catches, topping his previous high of six catches, which he did twice, at Jacksonville (9/16) and vs. Tennessee (9/30).

RB ARIAN FOSTER

- Extended his team-record streak of consecutive games with a touchdown to nine with a 1-yard scoring run in the third quarter. The touchdown was his eighth rushing touchdown of the season and his ninth touchdown overall this year.
- Scored his second touchdown of the game on a 2-yard run in the fourth quarter. It gave Foster his 10th career multi-touchdown performance and his second in as many weeks.
- Took over the League lead in rushing yards with 659 through seven weeks. He leads Washington RB Alfred Morris (658) by one yard, while Seattle RB Marshawn Lynch and Minnesota RB Adrian Peterson both have 652 yards.

K SHAYNE GRAHAM
- Made his 12th straight field goal attempt when he hit a 33-yarder in the second quarter. His streak is tied for the third-longest in team history. He hit his 13th consecutive attempt when he made a 29-yard kick late in the second quarter.

WR ANDRE JOHNSON
- Set a season high with his ninth catch of the game, a 7-yard gain in the third quarter. Johnson caught eight passes for 119 yards in the season opener vs. Miami (9/9).
- Passed Hall of Fame TE Shannon Sharpe for (10,060 yards) on his sixth catch of the game, a gain of 13 yards in the second quarter. Johnson finished the game with 86 yards on nine receptions, giving him 10,100 career receiving yards, which ranks 36th in NFL history.
- Started the 129th game of his career, which moves him past K Kris Brown into first place on the franchise's all-time games played list.
- Extended his franchise-record streak of consecutive games with a reception to 89 with a 5-yard catch in the first quarter.

G BEN JONES
- Became the first rookie to start for the Texans this season and made his first career start when he opened the game at right guard.

P DONNIE JONES
- Booted a 62-yard punt in the first quarter, which was tied for the third-longest punt in team history. It was the fourth 62-yarder in team history, with the last coming on 9/20/09 by Matt Turk at Tennessee.

CB JOHNATHAN JOSEPH
- Intercepted his second pass of the season and the 20th of his career when he picked off Baltimore QB Joe Flacco on the first play of the second quarter.
- Returned the interception 52 yards for a touchdown, his first as a Texan and the fourth score of his career. The 52-yard return was the longest of his career.

OLB WHITNEY MERCILUS
- Registered his first career sack when he dropped Baltimore QB Joe Flacco for a loss of 2 yards in the first quarter. Mercilus also recorded his first career forced fumble on the play.

C CHRIS MYERS
- Started his 71st consecutive game with the Texans, moving him past LB DeMeco Ryans for fourth on the franchise's all-time consecutive starts list.

FS GLOVER QUIN
- Intercepted his first pass of the season and the fourth of his career when he picked off a deflected pass in the second quarter. Quin had all three previous interceptions on 11/28/10 vs. Tennessee.
- Led the team with six tackles, including five solos, and recorded a season-high three passes defensed.

QB MATT SCHAUB
- Threw his ninth touchdown of the season when he hit WR Kevin Walter for a 25-yard scoring strike in the first quarter.
- Threw his second touchdown pass of the game and his 10th of the year when he hit TE Owen Daniels from a yard out in the second quarter. It was Schaub's third multi-touchdown game this season and his first since 9/30 vs. Tennessee.
- Completed 12 consecutive passes in the first and second quarters. It was the fourth-longest streak in team history and the second-longest streak in his career, trailing one of 16 straight completions over two games in 2007 (9/23/07-9/30/07).
- Completed 23-of-37 passes (62.2 percent) for 256 yards with two touchdowns and no interceptions, giving him a passer rating of 100.7. It was his fourth game of the season with a rating of better than 100.
- Improved his record as the Texans' starting quarterback to 38-33 overall and 23-12 at Reliant Stadium.

DE ANTONIO SMITH
- Registered his third and fourth sacks of the season when he dropped Baltimore QB Joe Flacco for losses of 8 and 9 yards on consecutive plays in the fourth quarter. The two sacks tied his career single-game high set vs. Tennessee on 1/1/12.
- Celebrated his 31st birthday.

WR KEVIN WALTER
- Caught his 25th career touchdown, his second score of the season, on a 25-yard throw from QB Matt Schaub in the first quarter.
- Tied his season high with his fourth catch of the game, a gain of 34 yards in the third quarter. Walter also had four catches on 10/8 at the New York Jets. The catch also gave him a single-game high in yardage with 74, topping his previous high of 73 yards at Denver (3 catches) on 9/23.

DE J.J. WATT
- Recorded his ninth and 10th passes defensed of the season.
- Caused an interception for the fourth time this season when CB Johnathan Joseph picked off a second-quarter pass he tipped and returned it 52 yards for a touchdown.
- Became the first defensive lineman in NFL history with 10 passes defensed through seven games in a season.
- Saw his streak of consecutive games with a sack come to an end at six. Watt finished the game with two solo tackles, one quarterback hit, and two passes defensed.

MISCELLANEOUS STATS
- Total paid attendance was 71,708, which was the largest crowd in Texans history for a regular-season game. The previous record was 71,702 set last Sunday vs. Green Bay (10/14).
- Inactive players for the Texans included G Brandon Brooks, CB Roc Carmichael, SS Quintin Demps, T Andrew Gardner, DE David Hunter, ILB Barrett Ruud and G Cody White.
- Captains for the Texans were ILB Tim Dobbins, WR Andre Johnson, QB Matt Schaub and DE Antonio Smith.
- The Texans won the toss and elected to receive.

WEEK 9 VS. BUFFALO

AFC Divisional • Houston Texans at New England Patriots • Sunday, Jan. 13, 2013

GAME 8: Houston 21, Buffalo 9

71,698 • Reliant Stadium • Houston, Texas • Nov. 4, 2012

GAME SUMMARY

A turnover-free offense and swarming defense helped the Texans overcome seven penalties and a blocked field goal to beat the Buffalo Bills 21-9 at Reliant Stadium. Houston moved to 7-1, the best start in franchise history, and remained atop the AFC standings.

The Texans never trailed the Bills (3-5), but the game was close throughout. Houston led 7-0 after the first quarter, 7-6 at halftime and 14-9 after three quarters.

Texans RB Arian Foster notched his 20th career 100-yard game, rushing for 111 yards and a touchdown on 24 carries. WR Andre Johnson had his 40th career 100-yard game, with 118 yards on eight catches. TEs Owen Daniels and Garrett Graham both caught touchdown passes from QB Matt Schaub, who went 19-of-27 for 268 yards and two touchdowns (126.8 rating).

The Texans' defense did not allow a touchdown for the second time this season. DE J.J. Watt and OLBs Connor Barwin and Whitney Mercilus all sacked Bills QB Ryan Fitzpatrick, who was sacked only eight times all season coming into the game. Watt also had five quarterback hits, while Barwin had four. The Texans forced the Bills into three-and-outs on four of 11 possessions.

The Bills came into the game ranking third in the league with 150 rushing yards per game. The Texans limited them to 78 rushing yards, including 39 for C.J. Spiller and 21 for Fred Jackson. The Bills got into the red zone three times but came away with field goal attempts on each one.

The Texans got on the scoreboard with a 39-yard touchdown pass from Schaub to Daniels in the final minute of the first quarter. Daniels was wide open on the right side, and Schaub hit him in stride deep down the field for the score.

K Rian Lindell missed a 37-yard field goal attempt wide right on the Bills' first possession. Texans K Shayne Graham had a 46-yard attempt blocked by Bills DT Alex Carrington midway through the second quarter. Former Texan Mario Williams sacked Schaub to set the Texans up for the field goal attempt.

The Bills made two short field goals in the final two minutes of the first half. The second came after Watt sacked Fitzpatrick for a 6-yard loss to force the second field goal just before halftime, making it 7-6 at the break.

The Texans' defense forced a three-and-out to start the third quarter. Rookie WR Keshawn Martin had a 26-yard punt return, his longest of the season. Three plays later, Schaub hit Johnson for a 34-yard pass down the right sideline. Foster scored two plays later on a 3-yard touchdown run, his 10th of the season.

The Bills drove 56 yards in eight plays on the ensuing possession, ending up with a 39-yard field goal. The score was 14-9 until Schaub threw a five-yard touchdown pass to TE Garrett Graham on third and goal four minutes into the fourth quarter. That capped an 11-play, 68-yard drive.

The Texans then forced another three-and-out. Schaub led them on an 11-play, 60-yard drive that used up 5:48 of game clock. The drive ended in a turnover on downs after Kubiak decided to go for it on fourth-and-six from the Buffalo 30-yard line. Schaub went deep for Johnson to the end zone, but the pass was incomplete.

Buffalo got the ball back with 4:31 remaining and drove into Texans territory, but their progress was thwarted by Mercilus, who forced a fumble after Fitzpatrick scrambled for four yards. FS Quintin Demps recovered at the Texans' 32-yard line with 3:12 remaining.

The Bills got the ball one last time with 1:06 remaining. Four plays later, the game ended with Fitzpatrick getting sacked by Mercilus near midfield.

SCORING

SCORE BY PERIODS	1	2	3	4	OT	Total
Buffalo Bills	0	6	3	0	-	9
Houston Texans	7	0	7	7	-	21

SCORING DRIVES

Team	Qtr	Time	Play Description (Extra Point) (Drive info)	BUF	HOU
Texans	1	0:36	O.Daniels 39 yd. pass from M.Schaub (S.Graham kick) (4-77, 2:00)	0	7
Bills	2	1:42	R.Lindell 22 yd. Field Goal (10-60, 4:40)	3	7
Bills	2	0:05	R.Lindell 38 yd. Field Goal (6-47, 0:47)	6	7
Texans	3	12:11	A.Foster 3 yd. run (S.Graham kick) (5-43, 2:16)	6	14
Bills	3	7:41	R.Lindell 39 yd. Field Goal (8-56, 4:30)	9	14
Texans	4	11:25	G.Graham 5 yd. pass from M.Schaub (S.Graham kick) (11-68, 6:30)	9	21

TEAM STATISTICS

	BILLS	TEXANS
TOTAL FIRST DOWNS	17	21
THIRD DOWN EFFICIENCY	2-11-18%	4-11-36%
FOURTH DOWN EFFICIENCY	1-1-100%	0-1-0%
TOTAL NET YARDS	304	374
NET YARDS RUSHING	74	118
NET YARDS PASSING	230	256
PASS ATTEMPTS-COMPLETIONS-HAD INTERCEPTED	38-25-0	27-19-0
KICKOFFS Number-In End Zone-Touchbacks	4-2-0	4-0-0
PUNTS Number and Average	5-49.4	5-49.4
Net Punting Average	42.6	42.0
FGs - PATs Had Blocked	0-0	1-0
TOTAL RETURN YARDAGE (Not Including Kickoffs)	37	34
PENALTIES Number and Yards	3-15	7-42
FUMBLES Number and Lost	1-1	0-0
TOUCHDOWNS	0	3
EXTRA POINTS Made-Attempts Kicking Made-Attempts	0-0	3-3
FIELD GOALS Made-Attempts	3-4	0-1
RED ZONE EFFICIENCY	0-3-0%	2-3-67%
GOAL TO GO EFFICIENCY	0-0-0%	2-2-100%
SAFETIES	0	0
TIME OF POSSESSION	25:57	34:03

INDIVIDUAL STATISTICS

RUSHING (Att-Yds): Buffalo, C. Spiller 6-39. Houston, A. Foster 19-98, F. Jackson 6-21, R. Fitzpatrick 5-14, B. Smith 1-0. Houston, A. Foster 24-111, J. Forsett 6-7, K. Martin 1-1, M. Schaub 1-(-1).

PASSING (C-A-Y-I): Buffalo, R. Fitzpatrick 25-38-239-0. Houston, M. Schaub 19-27-268-0.

RECEIVING (Rec-Yds): Buffalo, D. Jones 6-65, C. Spiller 5-63, F. Jackson 5-14, S. Chandler 3-51, St. Johnson 3-29, T. Graham 2-4, D. Dickerson 1-13. Houston, A. Johnson 8-118, O. Daniels 4-62, J. Casey 3-49, K. Walter 2-28, G. Graham 2-11.

SACKS (Sk-Yds): Buffalo, M. Williams 1.0-4, K. Moore 1.0-8. Houston, W. Mercilus 2.0-2, J. Watt 1.0-6, C. Barwin 1.0-1.

INTERCEPTIONS (Int-Yds): None.

TACKLES (S-A-T): Buffalo, M. Williams 5-2-7, N. Bradham 4-2-6, K. Sheppard 2-4-6, J. Byrd 4-1-5, G. Wilson 3-2-5, A. Williams 3-1-4, N. Barnett 3-1-4, K. Williams 2-2-4, S. Gilmore 3-0-3, D. Searcy 3-0-3, L. McKelvin 3-0-3, M. Dareus 1-2-3, C. Kelsay 1-1-2, K. Moore 1-0-1, Sp. Johnson 1-0-1, B. Scott 0-1-1, A. Carrington 0-1-1. Houston, G. Quin 8-1-9, B. James 3-4-7, D. Manning 6-1-7, J. Watt 5-2-7, C. Barwin 3-3-6, T. Dobbins 4-2-6, Q. Demps 4-1-5, J. Joseph 4-0-4, B. Reed 2-2-4, A. Smith 2-2-4, W. Mercilus 2-1-3, S. Cody 2-0-2, J. Crick 1-1-2, K, Jackson 2-0-2, E. Mitchell 0-2-2.

MISSED FIELD GOAL: Buffalo, R. Lindell 37WR. Houston, S. Graham 46B.

THE WIN
- Improved Houston's record to 7-1 this year, extending the best start to a season in franchise history.
- Evened Houston's all-time record against Buffalo to 3-3 and gave the Texans their first win against Buffalo at Reliant Stadium.
- Improved Houston's all-time record at Reliant Stadium to 43-42 in regular-season play.
- Improved Head Coach Gary Kubiak's record to 54-50 overall and 33-20 at Reliant Stadium.

THE TEXANS OFFENSE
- Scored first for the fourth time this season.
- Won the time of possession battle for the eighth time this season, holding the ball for 34:03. Houston improved to 45-19 under head coach Gary Kubiak in such games.
- Held the ball for 11:29 in the fourth quarter to seal the victory.
- Outrushed the Bills,118-78. The Texans improved to 6-0 this season and 43-15 under Kubiak when outrushing their opponents.
- Ran the ball 32 times in the game and improved to 39-5 under Kubiak when rushing 30 or more times.
- Did not turn the ball over for the fifth time this season and the second consecutive game.
- Led after one quarter for the fifth time this season, and led at halftime and after three quarters for the seventh time this year.
- Had a field goal blocked for the first time since 12/13/09 vs. Seattle when Buffalo DT Alex Carrington blocked K Shayne Graham's 46-yard attempt in the second quarter.

THE TEXANS DEFENSE
- Did not allow an offensive touchdown for the second time this season. Houston also held Miami's offense without a touchdown in Week 1 (9/9).
- Held an opponent to less than 14 points for the fifth time this season and for the 14th time in 24 games under Defensive Coordinator Wade Phillips.
- Limited Buffalo's offense to 2-of-11 (18 percent) on third down. It was the third time this season that Houston's defense held its opponent below 20 percent on third downs and the fifth time Houston held its opponent below 30 percent.
- Did not allow Buffalo to score a touchdown on any of its three red zone possessions. It marked the third game this season in which Houston held its opponent without a touchdown in the red zone.
- Helped Houston win the turnover battle for the sixth time this season, forcing one turnover while the offense did not commit a turnover. Houston has forced 14 turnovers through eight games this season.
- Forced Buffalo's offense to go three-and-out on four of its 11 possessions. Houston has forced 29 three-and-out drives out of 97 total possessions (29.9 percent) this season.

OLB CONNOR BARWIN
- Registered his second sack of the season and his second in as many games when he tackled Buffalo QB Ryan Fitzpatrick for a 1-yard loss in the second quarter. It marked the sixth time in his career that Barwin recorded sacks in back-to-back games.

FB JAMES CASEY
- Caught his 19th pass of the season for a gain of 24 yards in the second quarter to set a career single-season high. He caught 18 passes in 2011. Casey finished with three catches to give him 21 on the season.

TE OWEN DANIELS
- Caught a pass for the 77th consecutive game.
- Tied a career high with his fifth touchdown catch of the season on a 39-yard pass from QB Matt Schaub in the first quarter. The touchdown was the 25th of Daniels' career.

FS QUINTIN DEMPS
- Recorded his first career fumble recovery in the fourth quarter.

RB ARIAN FOSTER
- Scored a touchdown in his 10th consecutive game when he scored on a 3-yard run in the third quarter. It was his 10th rushing touchdown of the season and gave him 10 or more rushing scores in three consecutive seasons.
- Topped 100 rushing yards for the 20th time in his career and the fourth time this season, finishing with 111 yards on 24 carries with one touchdown. He passed the mark on a 19-yard gain in the fourth quarter. It was his first 100-yard game at Reliant Stadium this season.

TE GARRETT GRAHAM
- Scored his first career touchdown on a 5-yard pass from QB Matt Schaub in the fourth quarter.

K SHAYNE GRAHAM
- Saw his streak of 13 consecutive made field goals come to an end when his 46-yard attempt in the second quarter was blocked.
- Kicked his 350th career extra point following RB Arian Foster's touchdown in the third quarter. Graham is 351-of-356 in his career on point-after tries.

WR ANDRE JOHNSON
- Surpassed 100 receiving yards for the 40th time in his career and the second time this season, finishing with 118 yards on eight receptions. Johnson topped the century mark on an 18-yard catch in the fourth quarter.
- Passed Andre Rison (10,205) for 34th on the NFL's all-time receiving yardage list. He entered the game needing 106 yards to pass Rison and did so on an 18-yard reception in the fourth quarter.
- Extended his franchise-record streak of consecutive games with a reception to 90 with a 13-yard catch in the first quarter.

FS SHILOH KEO
- Fielded the first kickoff of his career to begin the game.

WR KESHAWN MARTIN
- Returned a punt a career-long 26 yards in the third quarter. It was the second-longest of the season for the Texans, trailing a 36-yard return by WR Trindon Holliday in Week 2 at Jacksonville (9/16).

OLB WHITNEY MERCILUS
- Forced a fumble for the second consecutive game when he jarred the ball loose from Buffalo QB Ryan Fitzpatrick in the fourth quarter.
- Recorded his first career multi-sack game with a pair of fourth-quarter sacks.

QB MATT SCHAUB
- Improved his record as the Texans' starting quarterback to 39-33 overall and 24-12 at Reliant Stadium.
- Completed 19-of-27 passes for 268 yards with two touchdowns and no interceptions, giving him a passer rating of 126.8. It was his fifth game this season with a rating of better than 100.
- Threw his 11th touchdown pass of the season and the 109th of his career when he hit TE Owen Daniels for a 39-yard score in the first quarter.
- Tossed his second touchdown pass of the game when he hit TE Garrett Graham for a 5-yard scoring strike in the fourth quarter. It was Schaub's fourth game of the season with multiple touchdown passes.

WR KEVIN WALTER
- Started his 82nd game as a Texan, moving him past DE/OLB Mario Williams for fifth on the franchise's all-time games started list.

DE J.J. WATT
- Sacked Buffalo QB Ryan Fitzpatrick for a 6-yard loss in the second quarter, raising his season total to 10.5. Watt became the third Texans to record 10 or more sacks in a season, joining DE Mario Williams (14.0, 2007; 12.0, 2008) and OLB Connor Barwin (11.5, 2011).
- Became the 11th NFL player since 1982 to record 10 or more sacks and 10 or more passes defensed in a season.

GAME 9: Houston 13, Chicago 6

62,410 • Soldier Field • Chicago, Ill. • Nov. 11, 2012

GAME SUMMARY

In a matchup of 7-1 teams, the Texans forced four turnovers and committed two of their own – all in the first half – against the Chicago Bears. Both teams had less than 250 yards of offense on a rainy, windy night at Soldier Field, but the Texans did just enough to emerge with a 13-6 victory.

Texans SS Danieal Manning had an interception and forced fumble in his return to Chicago, where he spent the first five seasons of his career. FS Glover Quin forced another fumble and CB Kareem Jackson had an interception. The Bears' defense had forced an NFL-best 28 turnovers heading into the game.

The Texans had a season-low 215 yards of offense. QB Matt Schaub threw for a season-low 95 yards and season-high two interceptions. RB Arian Foster scored the game's only touchdown on a 2-yard catch in the second quarter. Foster ran for 102 yards on 29 carries and had five catches for 15 yards, accounting for more than half of the Texans' offensive yardage.

The Texans knocked Bears QB Jay Cutler out of the game with a concussion in the second quarter. He went 7-of-14 for 40 yards, two interceptions and a 16.7 passer rating in the first half. Jason Campbell played the second half and was 11-of-19 for 94 yards.

Manning forced a fumble on the Bears' first play from scrimmage. Bears TE Kellen Davis gained 6 yards on a catch over the middle before Manning hit him with a jarring tackle, popping the ball loose. It was recovered by LB Tim Dobbins and returned 28 yards to the Chicago 28-yard line. The Texans wound up with a 20-yard field goal by K Shayne Graham.

The next four possessions ended with turnovers. First, Quin fored a fumble at the Houston 32-yard line after Bears RB Michael Bush ran for 11 yards up the middle on fourth-and-one. ILB Bradie James recovered at the 27-yard line.

Schaub was picked off by Bears CB Tim Jennings six plays later on a pass intended for rookie WR Keshawn Martin, who appeared to slip on the play. The Bears drove to the Houston 30-yard line, but Manning got the ball back for the Texans with an interception at the 6-yard line on a deep pass intended for Brandon Marshall.

Four plays later, Schaub was picked off by Jennings again, this time on a pass that sailed over Andre Johnson. The Bears converted the turnover into three points with a 51-yard field goal by Robbie Gould with 12:57 remaining in the second quarter.

Midway through the second quarter, the Texans put together a seven-play, 66-yard scoring drive, capped by Foster's touchdown catch. The score was set up by a 21-yard run by Foster and a 25-yard run by Justin Forsett that got the Texans into the red zone.

Cutler was picked off by Jackson at the Texans' 27-yard line with 1:23 remaining in the first half, securing a 10-3 halftime lead for the Texans.

The Texans had only 54 yards of offense in the second half. They didn't pick up a first down until the final minute of the third quarter on a 23-yard pass from Schaub to Kevin Walter. That came two plays after the Bears made it 10-6 with a 24-yard field goal.

The Bears almost made it a one-point game early in the fourth quarter, but Gould missed a 48-yard field goal off the left upright. The Texans then handed off to Foster five times for 17 yards, and Schaub hit TE Garrett Graham for an 11-yard catch to set up Shayne Graham for a 42-yard field goal that put the Texans up 13-6.

SCORING

SCORE BY PERIODS	1	2	3	4	OT	Total
Houston Texans	3	7	0	3	-	13
Chicago Bears	0	3	3	0	-	6

SCORING DRIVES

Team	Qtr	Time	Play Description (Extra Point) (Drive info)	HOU	CHI
Texans	1	8:13	S.Graham 20 yd. Field Goal (10-41, 4:57)	3	0
Bears	2	12:52	R.Gould 51 yd. Field Goal (4-5, 1:22)	3	3
Texans	2	4:14	A.Foster 2 yd. pass from M.Schaub (S.Graham kick) (7-66, 3:17)	10	3
Bears	3	1:55	R.Gould 24 yd. Field Goal (6-46, 3:20)	10	6
Texans	4	4:49	S.Graham 42 yd. Field Goal (6-29, 3:45)	13	6

TEAM STATISTICS

	TEXANS	BEARS
TOTAL FIRST DOWNS	13	8
THIRD DOWN EFFICIENCY	3-14-21%	2-13-15%
FOURTH DOWN EFFICIENCY	0-0-0%	0-2-0%
TOTAL NET YARDS	215	249
NET YARDS RUSHING	127	115
NET YARDS PASSING	88	134
PASS ATTEMPTS-COMPLETIONS-HAD INTERCEPTED	26-14-2	33-18-2
KICKOFFS Number-In End Zone-Touchbacks	4-0-0	3-3-0
PUNTS Number and Average	8-44.6	5-38.8
Net Punting Average	38.3	38.8
FGs - PATs Had Blocked	0-0	1-0
TOTAL RETURN YARDAGE (Not Including Kickoffs)	5	41
PENALTIES Number and Yards	3-35	5-49
FUMBLES Number and Lost	0-0	2-2
TOUCHDOWNS	1	0
EXTRA POINTS Made-Attempts Kicking Made-Attempts	1-1	0-0
FIELD GOALS Made-Attempts	2-2	2-3
RED ZONE EFFICIENCY	1-2-50%	0-1-0%
GOAL TO GO EFFICIENCY	1-2-50%	0-1-0%
SAFETIES	0	0
TIME OF POSSESSION	31:08	28:52

INDIVIDUAL STATISTICS

RUSHING (Att-Yds): Houston, A. Foster 29-102, J. Forsett 4-27, M. Schaub 2-(-2). Chicago, M. Forte 16-39, J. Cutler 3-37, M. Bush 3-34, J. Campbell 1-5.
PASSING (C-A-Y-I): Houston, M. Schaub 14-26-95-2. Chicago, J. Campbell 11-19-94-0, J. Cutler 7-14-40-2.
RECEIVING (Rec-Yds): Houston, A. Foster 5-15, A. Johnson 4-35, G. Graham 3-15, K. Walter 2-30. Chicago, B. Marshall 8-107, M. Spaeth 3-4, D. Hester 2-4, M. Forte 2-(-3), E. Bennett 1-9, K. Adams 1-7, K. Davis 1-6.
SACKS (Sk-Yds): Houston, none. Chicago, J. Peppers 1-7
INTERCEPTIONS (Int-Yds): Houston, D. Manning 1-4, K. Jackson 1-1. Chicago, T. Jennings 2-10.
TACKLES (S-A-T): Houston, B. James 3-8-11, T. Dobbins 7-2-9, D. Manning 8-0-8, J. Joseph 6-1-7, G. Quin 6-0-6, C. Barwin 6-0-6, K. Jackson 4-0-4, E. Mitchell 3-1-4, B. McCain 2-1-3, B. Reed 1-2-3, W. Mercilus 1-1-2, J. Watt 2-0-2, Q. Demps 1-0-1, B. Ruud 0-1-1, A. Smith 0-1-1. Chicago, B. Urlacher 7-1-8, C. Tillman 6-0-6, H. Melton 4-2-6, M. Wright 5-0-5, I. Idonije 1-4-5, J. Peppers 4-0-4, L. Briggs 3-1-4, C. Conte 3-1-4, K. Hayden 2-1-3, N. Roach 2-0-2, C. Wootton 1-1-2, S. Paea 1-1-2, N. Collins 1-1-2, T. Jennings 1-0-1.
MISSED FIELD GOAL: Chicago, R. Gould 48LU.

THE WIN

- Improved the Texans' record to 8-1 on the season, giving the team its best record through nine games in team history.
- Improved Houston's all-time mark to 3-0 against Chicago.
- Was the fourth consecutive road victory for the Texans, matching a franchise record. Houston previously won four consecutive road games from 12/20/09-10/3/10 and also from 10/23/11-12/11/11.
- Improved Houston's all-time record in prime time to 5-8 and improved the team's record on Sunday Night Football to 2-4.
- Improved to 7-0 when posting a positive turnover margin this season, with two giveaways and four takeaways for a plus-two margin.

THE TEXANS OFFENSE

- Won the time of possession battle for the ninth time this season, holding the ball for 31:09. Houston improved to 46-19 under head coach Gary Kubiak when possessing the ball more than 30 minutes.
- Outrushed the Bears, 127-115. The Texans improved to 7-0 this season and 44-15 under Kubiak when outrushing their opponents.
- Ran the ball 35 times in the game and improved to 40-5 under Kubiak when rushing 30 or more times.
- Scored a field goal following a fumble recovery in the first quarter. It was Houston's 15th takeaway of the season and the 11th time the team scored following a takeaway. Houston has scored 57 points off of its 17 takeaways this season.
- Opened the scoring for the fifth game this season when K Shayne Graham connected on a 20-yard field goal in the first quarter.
- Led at the end of the first quarter for the sixth time this season, and at halftime and after three quarters for the eighth time this year.
- Gained a season-low 215 yards of net offense. The 215 net yards were tied for the sixth-fewest in a victory in franchise history. Houston also gained 215 yards in a win at Jacksonville on 11/27/11.
- Scored a season-low 13 points. The 13 points were tied for the second-fewest scored in a victory in franchise history. Houston scored 12 points in a win over Buffalo in 2003 (12-10, 11/16/03) and has scored 13 points in victories twice before, most recently on 12/14/08 vs. Tennessee, a 13-12 win.

THE TEXANS DEFENSE

- Held Chicago to the fourth-fewest points allowed in a game in team history. Houston has held its opponent to six points on six previous occasions, most recently on 10/4/09 vs. Oakland.
- Held an opponent to fewer than 20 points for the seventh time this season improved to 16-1 in those games over the last two years and 39-2 overall under Kubiak when allowing fewer than 20 points.
- Limited Chicago to eight first downs in the game, which is tied for the second-fewest first downs allowed in a game in team history. Houston also allowed eight first downs vs. Oakland on 10/4/09. The franchise record is six allowed at Jacksonville on 12/26/04.
- Held Chicago to 2-of-13 on third-down attempts in the game, for a 15 percent conversion rate. It was the fourth game this season in which Houston held its opponent to 20 percent or less on third-down conversions.
- Set a franchise record with three takeaways in the first quarter. The Texans previously forced two turnovers in the first quarter seven times, most recently on 9/11/11 vs. Indianapolis.
- Forced three turnovers in a single quarter for the third time in team history and the second time this season. Houston forced four turnovers in the second quarter of the season opener vs. Miami (9/9) and forced three turnovers in the fourth quarter at Oakland on 12/3/06.
- Forced four turnovers (two interceptions, two fumble recoveries) in the first half, to tie a franchise record for turnovers forced in the first half of a game. The Texans also forced four turnovers in the first half against Miami in the 2012 season opener on 9/9/12.

ILB TIM DOBBINS

- Recovered his first fumble of the season and the fourth of his career on the first play of the game. He returned the fumble 28 yards.

RB JUSTIN FORSETT

- Turned in a season-long 25-yard carry in the second quarter. It was Forsett's longest run since 2010 with Seattle.

RB ARIAN FOSTER

- Scored a touchdown in his 11th consecutive regular-season game when he caught a 3-yard touchdown pass from QB Matt Schaub in the second quarter. The touchdown catch was his second of the season and the sixth of his career.
- Topped 100 rushing yards for the second consecutive game and the fifth time this season. Foster has run for 100 or more yards 21 times in his career. He finished the game with 102 yards on 29 carries.

K SHAYNE GRAHAM

- Connected on field goals of 20 and 42 yards. It was his fifth game this season with multiple made field goals.

ILB BRADIE JAMES

- Recovered a fumble in the first quarter. It was his first fumble recovery as a Texan and the 13th of his career.

CB KAREEM JACKSON

- Intercepted his fourth pass of the season in the second quarter. It was the seventh interception of his career. Jackson is now tied for fourth with Jason Allen (2010-11) on the franchise's all-time interception list.

WR ANDRE JOHNSON

- Extended his franchise-record streak of consecutive games with a reception to 91 with an 11-yard catch in the first quarter.
- Caught the 750th pass of his career when he hauled in an 8-yard pass in the second quarter. Johnson entered the game with 748 career receptions.
- Passed Hall of Fame WRs Michael Irvin and Charlie Joiner with his 751st career reception, his third catch of the game.

P DONNIE JONES

- Boomed a 59-yard punt in the third quarter. He has now had at least one punt of 55 yards or longer in four consecutive games and in eight out of nine games this season.

SS DANIEAL MANNING

- Forced a fumble on the first defensive play of the game. It was his first forced fumble of the season, his first as a Texan and the seventh of his career.
- Tied his career high with his second interception of the season when he picked off Chicago QB Jay Cutler in the first quarter. It was his 11th career interception. Manning also had two interceptions in 2006, 2007 and 2011.

FS GLOVER QUIN

- Forced a fumble in the first quarter. It was his second forced fumble of the season and the second of his career. He also forced a fumble in the season opener vs. Miami (9/9).

QB MATT SCHAUB

- Improved his to 40-33 as a starter in Houston.
- Tossed his 13th touchdown pass of the season when he hit RB Arian Foster for a 3-yard score in the second quarter.

LG WADE SMITH

- Started the 75th game of his career.

MISCELLANEOUS STATS

- Inactive players for the Texans were G Brandon Brooks, CB Roc Carmichael, NT Shaun Cody, TE Owen Daniels, SS Troy Nolan, RB Ben Tate and G Cody White.
- Captains for the Texans were ILB Tim Dobbins, WR Andre Johnson, FS Shiloh Keo, C Chris Myers, QB Matt Schaub, DE Antonio Smith and DE J.J. Watt. Schaub and Johnson went to midfield for the pregame coin toss.
- The Bears won the toss and deferred until the second half.

WEEK 11 VS. JACKSONVILLE

AFC Divisional • Houston Texans at New England Patriots • Sunday, Jan. 13, 2013

GAME 10: Houston 43, Jacksonville 37 (OT)

71,676 • Reliant Stadium • Houston, Texas • Nov. 18, 2012

GAME SUMMARY

The Texans beat the Jacksonville Jaguars 43-37 in overtime at Reliant Stadium on Sunday in a back-and-forth shootout with their AFC South rival.

Trailing 34-20 in the fourth quarter, the Texans scored two touchdowns in the final 5:39 of regulation to tie the game 34-34. Both teams scored field goals on their first possession of overtime. The Texans scored the final points on a 48-yard touchdown catch by WR Andre Johnson with 2:01 remaining in overtime. Johnson set franchise records with 14 catches for 273 yards on the day. He had the ninth-most receiving yards in a game in NFL history and the most since Terrell Owens' 283 for the San Francisco 49ers in 2000.

Texans QB Matt Schaub threw for 527 yards, tying Hall of Famer Warren Moon for the second-most in a game in NFL history. Schaub had five touchdown passes and was 43-of-55 with two interceptions and a 121.7 passer rating.

Schaub topped his own team record of 497 passing yards set in 2010 at Washington, also an overtime game. He also set the franchise single-game record for completions and had 17 consecutive completions from the fourth quarter to the beginning of overtime.

Jaguars QB Blaine Gabbert was knocked out of the game on the Jaguars' first possession on a sack from FS Danieal Manning that forced a fumble recovered by ILB Tim Dobbins. Jaguars backup QB Chad Henne came in and threw for 354 yards and four touchdowns (126.8 rating) on 16-of-33 passing. Jaguars rookie WR Justin Blackmon had 236 yards and a touchdown on seven catches, marking the first time in NFL history two receivers had 200 yards in a single game.

Texans TE Garrett Graham caught two touchdown passes, both in the fourth quarter. Rookie WR Keshawn Martin and FB James Casey also had touchdown catches in the first half.

The game was tied 7-7 at the end of the first quarter and 17-17 at halftime. The Texans trailed 27-20 entering the fourth quarter.

SCORING

SCORE BY PERIODS	1	2	3	4	OT	Total
Jacksonville Jaguars	7	10	10	7	3	37
Houston Texans	7	10	3	14	9	43

SCORING DRIVES

Team	Qtr	Time	Play Description (Extra Point) (Drive info)	JAC	HOU
Texans	1	12:15	K.Martin 9 yd. pass from M.Schaub (S.Graham kick) (5-84, 2:45)	0	7
Jaguars	1	2:56	M.Lewis 13 yd. pass from C.Henne (J.Scobee kick) (4-81, 1:32)	7	7
Jaguars	2	12:31	C.Shorts 67 yd. pass from C.Henne (J.Scobee kick) (4-81, 2:16)	14	7
Texans	2	7:52	J.Casey 1 yd. pass from M.Schaub (S.Graham kick) (8-48, 4:39)	14	14
Jaguars	2	2:53	J.Scobee 43 yd. Field Goal (8-44, 4:59)	17	14
Texans	2	1:12	S.Graham 42 yd. Field Goal (8-56, 1:41)	17	17
Jaguars	3	11:01	J.Scobee 40 yd. Field Goal (8-58, 3:59)	20	17
Jaguars	3	6:52	M.Lewis 1 yd. pass from C.Henne (J.Scobee kick) (5-11, 2:39)	27	17
Texans	3	2:15	S.Graham 27 yd. Field Goal (9-65, 4:37)	27	20
Jaguars	4	12:33	J.Blackmon 81 yd. pass from C.Henne (J.Scobee kick) (3-70, 1:23)	34	20
Texans	4	5:39	G.Graham 1 yd. pass from M.Schaub (S.Graham kick) (14-80, 6:54)	34	27
Texans	4	1:34	G.Graham 5 yd. pass from M.Schaub (S.Graham kick) (8-90, 2:18)	34	34
Texans	5	8:10	S.Graham 25 yd. Field Goal (14-73, 6:50)	34	37
Jaguars	5	4:21	J.Scobee 33 yd. Field Goal (11-53, 3:49)	37	37
Texans	5	2:01	A.Johnson 48 yd. pass from M.Schaub (2-53, 0:29) (2-53, 0:29)	37	43

TEAM STATISTICS

	JAGUARS	TEXANS
TOTAL FIRST DOWNS	17	39
THIRD DOWN EFFICIENCY	4-14-29%	4-11-36%
FOURTH DOWN EFFICIENCY	1-2-50%	0-0-0%
TOTAL NET YARDS	458	640
NET YARDS RUSHING	66	92
NET YARDS PASSING	372	504
PASS ATTEMPTS-COMPLETIONS-HAD INTERCEPTED	35-18-0	55-43-2
KICKOFFS Number-In End Zone-Touchbacks	9-9-4	8-4-2
PUNTS Number and Average	5-48.4	3-37.0
Net Punting Average	33.2	33.3
FGs - PATs Had Blocked	0-0	1-0
TOTAL RETURN YARDAGE (Not Including Kickoffs)	46	76
PENALTIES Number and Yards	6-54	2-20
FUMBLES Number and Lost	1-1	2-1
TOUCHDOWNS	4	5
EXTRA POINTS Made-Attempts Kicking Made-Attempts	4-4	4-4
FIELD GOALS Made-Attempts	3-3	3-5
RED ZONE EFFICIENCY	2-3-67%	4-7-57%
GOAL TO GO EFFICIENCY	1-2-50%	4-5-80%
SAFETIES	0	0
TIME OF POSSESSION	31:19	41:40

INDIVIDUAL STATISTICS

RUSHING (Att-Yds): Jacksonville, J. Parmele 24-80, C. Henne 2-7, R. Jennings 3-(-1). Houston, A. Foster 28-77, J. Forsett 7-59.
PASSING (C-A-Y-I): Jacksonville, C. Henne 16-33-354-0, B. Gabbert 2-2-24-0. Houston, M. Schaub 43-55-527-2.
RECEIVING (Rec-Yds): Jacksonville, J. Blackmon 7-236, C. Shorts 3-81, M. Lewis 3-40, J. Parmele 3-3, M. Spurlock 2-18. Houston, A. Johnson 14-273, G. Graham 8-82, O. Daniels 6-57, K. Walter 6-54, J. Casey 3-20, A. Foster 3-15, L. Jean 1-11, K. Martin 1-9, J. Forsett 1-6.
SACKS (Sk-Yds): Jacksonville, C. Mosley 2.0-23. Houston, J. Watt 1.0-6, D. Manning 1.0-0.
INTERCEPTIONS (Int-Yds): Jacksonville, D. Cox 1-16, P. Posluszny 1-2. Houston, none.
TACKLES (S-A-T): Jacksonville, D. Cox 16-0-16, R. Allen 11-4-15, P. Posluszny 9-6-15, D. Landry 6-2-8, C. Mosley 6-1-7, C. Prosinski 3-3-6, K. Bosworth 5-0-5, A. Ross 3-1-4, J. Stanford 2-1-3, T. Alualu 2-0-2, T. Knighton 1-1-2, J. Chick 1-0-1, G. Selvie 1-0-1, A. Lane 0-1-1, J. Mincey 0-1-1. Houston, B. James 8-1-9, J. Watt 6-2-8, D. Manning 6-2-8, D. Sharpton 4-3-7, K. Jackson 5-0-5, G. Quin 3-0-3, B. McCain 2-0-2, J. Joseph 2-0-2, C. Barwin 1-1-2, B. Reed 1-1-2, J. Crick 2-0-2, E. Mitchell 1-0-1.
MISSED FIELD GOAL: Houston, S. Graham 50WL, 47 WL.

THE WIN

- Improved Houston's record to 9-1 on the season, assuring a second consecutive winning season. It marks the first time in franchise history that the Texans have posted winning records in back-to-back years.
- Improved Houston's record in overtime to 2-7 all-time and 1-5 at Reliant Stadium.
- Extended Houston's winning streak against Jacksonville to five games, which is the longest win streak for either team in series history.
- Improved Houston's record against Jacksonville to 13-9 overall and 8-3 at Reliant Stadium.
- Improved Head Coach Gary Kubiak's record to 56-50 overall, 34-20 at home and 2-3 in overtime.
- Improved QB Matt Schaub's record as the Texans starting quarterback to 41-33 overall and 25-12 at Reliant Stadium.

THE TEXANS OFFENSE

- Set a franchise record for total offense with 640 yards, bettering the previous high of 549 at Green Bay on 12/7/08. The 640 yards of total offense ranked seventh in NFL history and were the most since 11/10/02 when Pittsburgh gained 645 yards vs. Arizona.
- Tied the franchise scoring record with 43 points. It matched the mark set against Baltimore in Week 7 this season (10/21).
- The 80 combined points scored were the most in team history, topping the previous high of 74 combined points on 10/21/07 when Tennessee defeated Houston 38-36 at Reliant Stadium.
- Overcame a 14-point deficit in the fourth quarter to win the game. It tied for the third-largest deficit overcome in a victory in franchise history. Houston last rallied from 14 down to win on 1/3/10 vs. New England. The team record is an 18-point comeback victory vs. Tennessee on 11/28/04.
- Had more than 30:00 time of possession for the 10th time this season and the 11th consecutive regular-season game. Houston finished the game with 41:40 in time of possession, which is the second-highest possession total in team history behind the Week 2 win at Jacksonville in which they held the ball for 43:17 in regulation.
- Outgained Jacksonville on the ground, 136-86. The Texans improved to 8-0 this season and 45-15 under Kubiak when outrushing their opponents.
- Ran the ball 35 times in the game and improved to 41-5 under Kubiak when rushing 30 or more times.
- Scored on their opening drive for the fourth time this season and scored a touchdown on the opening drive for the third time this season. The last time Houston scored on its opening possession was in Week 5 at the New York Jets (10/8).
- Scored first for the sixth time this season and for the second consecutive game when QB Matt Schaub hit WR Keshawn Martin for a 9-yard score on the first possession of the game.
- Were tied at the end of the first quarter for the second time this season. Houston was also tied after the opening period in Week 5 at the New York Jets (10/8).
- Were tied at halftime for the first time this season.
- Trailed after three quarters for the second time this season. The only previous game in which Houston trailed going into the final period was in Week 6 vs. Green Bay (10/14).

THE TEXANS DEFENSE

- Allowed a touchdown for the first time in nearly two and a half games when Jacksonville QB Chad Henne hit TE Marcedes Lewis for a 13-yard score with 2:56 left in the first quarter. That broke a streak of 157:40 of game time without allowing a touchdown. The last touchdown the Texans gave up came with 10:36 remaining in the third quarter of Houston's Week 7 game vs. Baltimore (10/21).
- Started the game by forcing a fumble for the second consecutive game. It was Houston's 19th takeaway on the season.

HOUSTON TEXANS IN THE NFL RECORD BOOK

MISCELLANEOUS NOTE

- This was the first game in NFL history in which two players each had more than 200 receiving yards. Houston WR Andre Johnson finished with 273 yards on 14 catches and Jacksonville WR Justin Blackmon had 236 yards on seven receptions.

THE TEXANS OFFENSE

- Gained the seventh-most yards in a single game in NFL history with 640. It was the most in the League since 11/10/02 when Pittsburgh gained 645 yards vs. Arizona.

QB MATT SCHAUB

- Tied for the second-most passing yards in a game in NFL history with 527. He joined Houston Oilers QB Warren Moon, who threw for 527 vs. Kansas City on 12/16/90. Norm Van Brocklin holds the NFL single-game passing record with 554 yards on 9/28/51 vs. the New York Yanks.
- Tied for the second-most completions in a game in NFL history with 43. The last player to do so was Oakland QB Rich Gannon on 9/15/02 at Pittsburgh. New England QB Drew Bledsoe has the NFL record with 45 completions vs. Minnesota on 11/13/94, also in an overtime game.

WR ANDRE JOHNSON

- Had the ninth-most receiving yards in a game in modern NFL history and the most since 2000 with 273. Flipper Anderson holds the NFL record with 336 yards on 11/26/89 vs. the New Orleans Saints. The last receiver with more yards in a game was Jacksonville WR Jimmy Smith, who had 291 vs. Baltimore on 9/10/2000.
- Recorded his 15th career game with 10 or more receptions and 100 or more yards, tying Hall of Famer Jerry Rice and New England WR Wes Welker for the most such games in NFL history.

HOUSTON TEXANS PLAYER NOTES

TE JAMES CASEY

- Caught his career-high second touchdown pass of the season and the third of his career when he hauled in a 1-yard scoring pass from QB Matt Schaub in the second quarter.

TE OWEN DANIELS

- Extended his streak of consecutive games with a reception to 77 with a 10-yard catch in the first quarter.

ILB TIM DOBBINS

- Recovered a fumble for the second consecutive game when he scooped up a loose ball after SS Danieal Manning jarred the ball out of Jacksonville QB Blaine Gabbert's hand. It was Dobbins' second recovery of the season and the fifth of his career.

RB JUSTIN FORSETT

- Posted his longest run since the 2010 season when he ripped off a 30-yard gain in the first quarter. He had a 31-yard run vs. Carolina on 12/5/10.
- Reached 1,500 career rushing yards with a 1-yard gain in overtime, his seventh carry of the game. He entered the game with 1,441 career yards.

RB ARIAN FOSTER

- Topped 4,000 career rushing yards on his eighth carry of the game. He entered the game with 3,969 career rushing yards. Foster reached the milestone on his eighth carry of the game, a gain of three yards in the second quarter.

TE GARRETT GRAHAM
- Hauled in a career-long 30-yard pass in the third quarter. His previous long was a gain of 27 yards in Week 3 at Denver (9/27).
- Set career highs with eight receptions, 82 yards receiving and two touchdowns. His previous highs were three catches, which he had done twice, 39 yards earlier this year at Denver (9/23) and one touchdown vs. Buffalo (11.4).
- Caught his second career touchdown when he scored on a 1-yard toss from QB Matt Schaub in the fourth quarter. He has scored touchdowns in each of the last two home games.

WR LESTAR JEAN
- Made his first career start when the Texans opened the game with four wide receivers. He finished with one catch for 11 yards.

WR ANDRE JOHNSON
- Finished with 273 receiving yards on 14 catches, both career highs and franchise records, and scored the game-winning touchdown in overtime on a 48-yard catch and run. His 273 receiving yards were the seventh-most in modern NFL history.
- Scored his third touchdown of the season and the 55th of his career when he took a quick screen pass and raced 48 yards to the end zone for the game-winning score in overtime.
- Recorded his 15th career game with 10 or more receptions and 100 or more yards, tying Hall of Famer Jerry Rice and New England WR Wes Welker for the most such games in NFL history.
- Surpassed 200 receiving yards for the second time in his career and topped 100 receiving yards for the 41st time in his career and the third time this season. He topped the century mark on his fifth catch of the game, a 23-yard gain in the second quarter.
- Topped 100 receiving yards in the first half for the seventh time in his career, going into intermission with 132 yards on seven catches. It was the first time he topped 100 yards before halftime since 9/25/11 at New Orleans, when he had 140 yards on five receptions.
- Passed Hall of Fame WR Lance Alworth (10,266) for 33rd on the NFL's all-time receiving yardage list when he hauled in a 22-yard pass on the second play of the game.
- Passed Harold Jackson (10,372) for 32nd on the NFL's all-time receiving yardage list when he caught a 13-yard pass late in the second quarter.
- Extended his franchise-record streak of consecutive games with a reception to 92 with a 7-yard catch on the first play of the game.

P DONNIE JONES
- Recorded a 55-yard punt in the first quarter, extending his streak of consecutive games with a punt of 55 yards or longer to five. He has had a punt of at least 55 yards in nine out of Houston's 10 games this season.

SS DANIEAL MANNING
- Forced a fumble for the second consecutive week when he sacked Jacksonville QB Blaine Gabbert and knocked the ball loose on Jacksonville's opening drive. It was Manning's eighth career forced fumble.
- Registered his first sack of the season, first as a Texan and the third of his career when he hit Jacksonville QB Blaine Gabbert and knocked the ball out of his hand on the first defensive series of the game.

WR KESHAWN MARTIN
- Caught his first career touchdown pass when he hauled in a 9-yard scoring strike from QB Matt Schaub on the opening drive of the game.
- Finished with 238 total return yards (76 punt returns, 162 kickoff returns), the third-most in franchise history and the most since Jerome Mathis had a team-record 266 vs. Kansas City on 11/20/05.
- Returned a second-quarter kickoff 54 yards. It was his longest kickoff return of the season and was the longest of the season for the Texans.
- Returned a fourth-quarter punt 71 yards, a career-long and the longest of the season for the Texans. It was the fifth-longest punt return in franchise history and the longest since Jacoby Jones had a 79-yard return for touchdown on 9/11/11 vs. Indianapolis. It was the second-longest punt return by a rookie in team history behind a 74-yard return by Jacoby Jones vs. Indianapolis on 9/23/07.
- Made his first career start when the Texans opened the game with four wide receivers.

NT TERRELL MCCLAIN
- Made his Texans debut. He took the field for the first time to open Houston's third defensive series of the game.

QB MATT SCHAUB
- Led the ninth game-winning drive of his career when he led the Texans 53 yards in two plays, culminating in a 48-yard touchdown pass to WR Andre Johnson.
- Led the fourth game-tying drive of his career when he drove the Texans 90 yards in eight plays for a touchdown to tie the game at 34-34.
- Threw for a franchise-record 527 yards on 43-of-55 passing. He topped his own record of 497 yards set in 2010 at Washington (9/19/10), also in overtime.
- Set a franchise record with five touchdown passes. He previously had thrown four touchdowns in a game three times, most recently in Week 3 this season at Denver (9/23).
- Set the franchise record with 43 completions in the game, bettering the previous record of 39 by David Carr on 11/26/06 at the New York Jets. His 55 pass attempts were the second-most in team history behind the 62 passes he threw on 12/13/10 vs. Baltimore, also in overtime.
- Topped 20,000 career passing yards when he hit WR Andre Johnson for a 45-yard gain on the third play of the game. Schaub entered the game needing 51 yards to reach the milestone.
- Tossed his second touchdown pass of the game when he hit TE James Casey for a 1-yard score in the second quarter. It was Schaub's fifth multi-touchdown game of the season.
- Threw his third touchdown pass of the game when he hit TE Garrett Graham for a 1-yard score in the fourth quarter. It was his second game this season and the 11th of his career with three or more touchdown passes. He threw four touchdowns in Week 3 at Denver (9/23).

ILB DARRYL SHARPTON
- Made his season debut when he took the field on Houston's first kickoff of the game. Sharpton spent the first 10 weeks of the season on the Reserve/Physically Unable to Perform while recovering from a torn quadriceps suffered last season.

DE J.J. WATT
- Sacked Jacksonville QB Chad Henne for a 6-yard loss in the fourth quarter, increasing his sack total to 11.5 on the year, tying OLB Connor Barwin's 2011 total for the third-most in a season in team history.
- Deflected a pass in overtime, raising his season total to 11. He became the seventh player in NFL history to record at least 11.0 sacks and 11 passes defensed in the same season.

MISCELLANEOUS STATS
- Inactive players for the Texans were G Brandon Brooks, CB Roc Carmichael, NT Shaun Cody, T Andrew Gardner, CB Brandon Harris, RB Ben Tate and G Cody White.
- Captains for the Texans were ILB Tim Dobbins, WR Andre Johnson, FS Shiloh Keo, C Chris Myers, QB Matt Schaub, DE Antonio Smith and DE J.J. Watt. Schaub, Johnson and Smith went to midfield for the pregame coin toss.
- The Texans won the toss and elected to receive.

WEEK 12 AT DETROIT

AFC Divisional • Houston Texans at New England Patriots • Sunday, Jan. 13, 2013

GAME 11: Houston 34, Detroit 31 (OT)

64,827 • Ford Field • Detroit, Mich. • Nov. 22, 2012

GAME SUMMARY

The Texans played almost 10 quarters of football in a five-day span and emerged with two victories.

Less than 96 hours after beating the Jacksonville Jaguars in overtime at Reliant Stadium, the Texans outlasted the Detroit Lions in a Thanksgiving Day thriller at Ford Field. K Shayne Graham made a 32-yard field goal with 2:25 remaining in overtime to win the game 34-31. The Texans became the first team in NFL history to win two overtime games in five days.

Both teams turned the ball over once and missed field goals in overtime after the game had gone to sudden death. Graham missed wide left from 51 yards with 9:43 remaining in the extra period. Lions K Jason Hanson was no good off the right upright from 47 yards with 4:35 remaining. Two minutes later, Graham rebounded with the fifth game-winner of his career.

Texans WR Andre Johnson had nine catches for 188 yards, outdueling Detroit's Calvin Johnson, who had eight catches for 140. DE J.J. Watt had three sacks and two passes defensed. Two of his sacks came on third down on back-to-back drives in the fourth quarter, both times knocking the Lions out of field goal range.

The Texans sent the game to overtime with a 15-play, 97-yard scoring drive in the closing minutes. Matt Schaub connected with Johnson four times for 64 yards on the drive before Arian Foster finished it off with a 1-yard touchdown run, tying the game at 31 with 1:55 remaining.

It was the second consecutive game in which the Texans scored a touchdown in the final two minutes to force overtime.

RB Justin Forsett scored on a controversial 81-yard touchdown in the third quarter that brought the Texans within 24-21. Forsett's knee and elbow hit the ground after an 8-yard gain, but the whistle never blew and he kept running all the way to the end zone. Because Lions head coach Jim Schwartz illegally challenged the play, it was not reviewable and the points remained on the board.

Playing without Pro Bowl CB Johnathan Joseph who was inactive with a hamstring injury, the Texans trailed 21-14 at halftime. Calvin Johnson had 103 receiving yards and Detroit QB Matthew Stafford had 246 passing yards in the first half, with touchdown passes to Johnson and WR Mike Thomas. Foster and TE Owen Daniels scored in the first half for the Texans. The Lions scored two rushing touchdowns in the game, the first two allowed by the Texans all season.

For the second-straight game, the Texans' defense struggled early but stepped up in crunch time. They allowed just 10 points on nine possessions after halftime. The Lions crossed midfield on each of their final six drives and came away with zero points.

On the first play of overtime, Stafford completed a 40-yard pass to Ryan Broyles to the Houston 40-yard line. The Lions then gained eight yards on a catch by TE Brandon Pettigrew, which would have put Hanson comfortably in field goal range, but FS Danieal Manning pried the ball loose for a fumble that was recovered by ILB Darryl Sharpton.

Graham missed his 51-yard attempt on the next drive, giving the Lions the ball at their own 41-yard line. Stafford completed a 14-yard pass to TE **Tony Scheffler** two plays later to the Houston 45, but the Texans did not allow another yard from there before forcing a punt.

Five plays later, Schaub was picked off at the Houston 43 by CB Chris Houston, who returned the ball to the 41. Scheffler caught a 14-yard pass to the 28. From there, NT Earl Mitchell tackled RB Joique Bell after a gain of two. Rookie OLB Whitney Mercilus tackled Bell for a 3-yard loss, pushing Hanson's field goal to a 47-yard attempt.

Hanson's miss kept the Texans alive, and they won the game six plays later. Schaub completed passes of 15 yards to FB James Casey, 23 yards to Johnson and 11 yards to Casey, to set up Graham for his game-winning field goal.

SCORING

SCORE BY PERIODS	1	2	3	4	OT	Total
Houston Texans	0	14	10	7	3	34
Detroit Lions	7	14	3	7	0	31

SCORING DRIVES

Team	Qtr	Time	Play Description (Extra Point) (Drive info)	HOU	DET
Lions	1	9:58	M.Leshoure 2 yd. run (J.Hanson kick) (12-80, 5:02)	0	7
Texans	2	10:57	A.Foster 6 yd. run (S.Graham kick) (7-74, 3:42)	7	7
Lions	2	6:00	M.Thomas 5 yd. pass from M.Stafford (J.Hanson kick) (10-83, 4:57)	7	14
Texans	2	2:11	O.Daniels 9 yd. pass from M.Schaub (S.Graham kick) (8-75, 3:49)	14	14
Lions	2	1:49	C.Johnson 22 yd. pass from M.Stafford (J.Hanson kick) (2-59, 0:22)	14	21
Lions	3	7:03	J.Hanson 46 yd. Field Goal (12-50, 6:28)	14	24
Texans	3	6:35	J.Forsett 81 yd. run (S.Graham kick) (2-81, 0:28)	21	24
Texans	3	2:36	S.Graham 45 yd. Field Goal (7-40, 3:00)	24	24
Lions	4	13:31	J.Bell 23 yd. run (J.Hanson kick) (8-80, 4:05)	24	31
Texans	4	1:55	A.Foster 1 yd. run (S.Graham kick) (15-97, 5:43)	31	31
Texans	5	2:21	S.Graham 32 yd. Field Goal (6-49, 2:11)	34	31

TEAM STATISTICS

	TEXANS	LIONS
TOTAL FIRST DOWNS	266	29
THIRD DOWN EFFICIENCY	6-15-40%	9-18-50%
FOURTH DOWN EFFICIENCY	1-1-100%	0-0-0%
TOTAL NET YARDS	501	525
NET YARDS RUSHING	205	106
NET YARDS PASSING	296	419
PASS ATTEMPTS-COMPLETIONS-HAD INTERCEPTED	48-29-1	61-31-0
KICKOFFS Number-In End Zone-Touchbacks	7-5-4	6-5-1
PUNTS Number and Average	6-47.5	8-37.4
Net Punting Average	42.2	36.1
FGs - PATs Had Blocked	0-0	0-0
TOTAL RETURN YARDAGE (Not Including Kickoffs)	10	34
PENALTIES Number and Yards	8-65	7-70
FUMBLES Number and Lost	1-0	1-1
TOUCHDOWNS	4	4
EXTRA POINTS Made-Attempts Kicking Made-Attempts	4-4	4-4
FIELD GOALS Made-Attempts	2-3	1-2
RED ZONE EFFICIENCY	3-4-75%	2-2-100%
GOAL TO GO EFFICIENCY	2-2-100%	2-2-100%
SAFETIES	0	0
TIME OF POSSESSION	35:38	37:01

INDIVIDUAL STATISTICS

RUSHING (Att-Yds): Houston, A. Foster 20-102, J. Forsett 5-87, K. Martin 1-17, M. Schaub 2-(-1). Detroit, J. Bell 5-47, M. Leshoure 12-32, M. Thomas 1-14, M. Stafford 2-7, K. Smith 3-6.
PASSING (C-A-Y-I): Houston, M. Schaub 29-48-315-1. Detroit, M. Stafford 31-61-441-0.
RECEIVING (Rec-Yds): Houston, A. Johnson 9-188, A. Foster 5-15, J. Casey 4-38, O. Daniels 4-20, G. Graham 3-17, K. Walter 2-20, K. Martin 2-17. Detroit, C. Johnson 8-140, B. Pettigrew 8-74, R. Broyles 6-126, T. Scheffler 5-57, M. Leshoure 2-27, M. Thomas 2-17.
SACKS (Sk-Yds): Houston, J. Watt 3.0-22. Detroit, C. Avril 2.0-19.
INTERCEPTIONS (Int-Yds): Houston, none. Detroit, C. Houston 1-2.
TACKLES (S-A-T): Houston, . Detroit, S. Tulloch 12-3-15, J. Durant 7-1-8, E. Coleman 3-4-7, R. Silva 3-3-6, D. Florence 5-0-5, N. Fairley 5-0-5, L. Delmas 3-2-5, C. Houston 4-0-4, D. Levy 0-3-3, C. Avril 2-0-2, L. Jackson 2-0-2, W. Young 1-0-1, SamL.Hill 0-1-1.
MISSED FIELD GOAL: Houston, S. Graham 51WL. Detroit, J. Hanson 47 RU.

THE WIN

- Was the 75th victory in Houston Texans regular-season history.
- Improved the Texans' record to 10-1 on the season. The 10 wins matches the most in one season in team history. Houston went 10-6 in 2011.
- Made the Houston Texans the third team in NFL history to play two overtime games in a five-day span. The others involved the Minnesota Vikings and Chicago Bears in 1994. Both teams went to overtime on Nov. 26 before playing each other and going to overtime on Dec. 1.
- Was the second consecutive overtime win for the Texans and improved Houston's overtime record to 3-7 all-time and 2-2 on the road.
- Was Houston's fifth consecutive win on the road, which is the longest such streak in team history.
- Gave Houston its second five-game win streak of the season, the second-longest winning streak in team history behind a seven-game streak from 10/23/11-12/11/11.
- Improved Houston's record against Detroit to 2-1 and was the Texans' first win at Ford Field.
- Improved the Texans' record against the NFC North to 2-1 on the season.
- Improved Head Coach Gary Kubiak's record to 57-50 overall, 23-30 on the road and 3-3 in overtime.

THE TEXANS OFFENSE

- Gained 501 total yards in the game. It was the fifth-most yards gained in a game in team history and the fifth 500-yard outing in team history. Following the 640-yard outing on Sunday vs. Jacksonville, it marks the first time in team history that the Texans posted back-to-back 500-yard games.
- Overcame a double-digit deficit to win for the second consecutive game. The 10-point deficit
- Outrushed the Lions 205-106. Houston improved to 9-0 this season and 46-16 under Head Coach Gary Kubiak when outrushing their opponents.
- Trailed at the end of the first quarter for the third time this season. Houston improved to 2-1 when trailing after the opening period.
- Trailed at halftime for the second time this season. Houston improved to 1-1 this season when trailing at intermission.
- Were tied after three quarters for the first time this season. Houston has led going into the fourth quarter in eight games and trailed twice.
- Lost the time of possession for the first time this season, holding the ball for 35:38 to Detroit's 37:01. It ended a streak of 11 consecutive games in which Houston won the time of possession battle.

THE TEXANS DEFENSE

- Gave up their first rushing touchdown of the season when Detroit RB Mikel Leshoure scored from 2 yards out to cap the Lions' first drive of the game. Houston had not allowed a rushing touchdown in the first 219 opponent rushing attempts this season.
- Forced a turnover for the 20th time this season when SS Danieal Manning pried the ball away from Detroit TE Brandon Pettigrew in overtime.

G BRANDON BROOKS

- Made his professional debut when he took the field as part of the kick protection unit on an extra point in the second quarter. He was inactive for Houston's first 10 games this season.

CB ROC CARMICHAEL

- Made his professional debut when he took the field for the opening kickoff. He spent his rookie season on the Reserve/Injured list with a shoulder injury and was inactive for Houston's first 10 games this season.

TE OWEN DANIELS

- Caught his career-best sixth touchdown pass of the season when he hauled in a 9-yard scoring throw from QB Matt Schaub in the second quarter. Daniels had five touchdowns in 2006 and 2009.
- Extended his streak of consecutive games with a reception to 78 with a 7-yard catch in the first quarter.
- Started his 86th game, which ties him with WR Kevin Walter and former Texans RT Eric Winston for third on the team's all-time games started list.

RB JUSTIN FORSETT

- Scored on an 81-yard run in the third quarter. It was the longest run of his career and the longest run in Texans franchise history. Forsett's previous long was a 35-yard run vs. Tampa Bay on 12/20/09 as a member of the Seattle Seahawks. The previous long for the Texans was a 74-yard touchdown run by Arian Foster on 10/3/10 at Oakland.

RB ARIAN FOSTER

- Scored his 40th career rushing touchdown on a 6-yard run in the second quarter. The touchdown was his 11th of the year on the ground and his 13th overall this season.
- Surpassed 1,000 rushing yards for the season on a 7-yard run in the third quarter. He entered the game with 962 yards on the season. Foster is the first Texans back to eclipse 1,000 rushing yards three times.
- Topped 100 rushing yards for the sixth consecutive game on the road. He finished the day with 102 yards on 20 carries and two touchdowns.
- Found the end zone for the second time in the game when he scored from a yard out in the fourth quarter. It was Foster's third game this season with multiple touchdowns and the 14th of his career.

K SHAYNE GRAHAM

- Kicked his fifth career game-winning field goal when he connected on a 32-yarder in overtime.

WR ANDRE JOHNSON

- Recorded his fourth 100-yard receiving game of the season and his second in a row. He finished the game with nine catches for 188 yards. The 188 yards were the fifth-most in his career.
- Has gained 461 yards in his last two games. That two-game total is the most in NFL history by a player in consecutive games. The previous high two-game total was by Chad Johnson for Cincinnati, who had 260 yards vs. San Diego on 11/12/06 and 190 at New Orleans on 11/19/06 for a total of 450 yards.
- Surpassed 1,000 receiving yards for the sixth time in his career. He entered the game with 870 yards on the season.
- Passed Hall of Fame RB Marshall Faulk (767) for 26th on the NFL's all-time reception list and WR Keyshawn Johnson (10,571) for 31st on the League's all-time receiving yards list when he juggled and caught a 43-yard pass in the second quarter. The reception gave him 768 catches for 10,606 yards.
- Extended his franchise-record streak of consecutive games with a reception to 93 with a 37-yard catch in the second quarter.

P DONNIE JONES
- Punted three times in the first quarter and had each punt downed inside the Detroit 20-yard line. His first two punts traveled 52 and 53 yards, and his third was a 36-yarder that was downed at the Lions 10-yard line.

SS DANIEAL MANNING
- Forced a fumble for the third consecutive game when he ripped the ball out of Detroit TE Brandon Pettigrew's arms in overtime. He became the seventh player in Texans history to force three or more fumbles in one season.
- Led the team with nine tackles, including eight solos, and had two passes defensed in addition to his forced fumble.

WR KESHAWN MARTIN
- Passed RB Vernand Morency for the second-most kickoff return yards by a rookie in Texans history. Morency had 437 yards as a rookie in 2005. WR Jerome Mathis holds the club rookie record with 1,542 yards, also in 2005.

C CHRIS MYERS
- Started his 75th consecutive game with the Texans and his 91st consecutive game overall.

QB MATT SCHAUB
- Started his 75th game for the Texans and improved his record to 42-33.
- Orchestrated the fifth game-tying drive and the 10th game-winning drive of his career.
- Surpassed 300 passing yards for the second consecutive game, completing 29-of-48 pass attempts for 315 yards with a touchdown and an interception, giving him a passer rating of 78.0.
- Threw his 19th touchdown pass of the season and the 117th of his career when he hit TE Owen Daniels for a 9-yard score in the second quarter.

ILB DARRYL SHARPTON
- Recovered a fumble for the first time in his career when he fell on a ball that was ripped out by SS Danieal Manning in overtime.

DE ANTONIO SMITH
- Established a career single-season high with his third pass defensed of the year when he tipped a pass by Detroit QB Matt Stafford on the first play of the second quarter. Smith had two passes defensed in 2010 and 2011.

WR KEVIN WALTER
- Started his 86th game, which ties him with TE Owen Daniels and former Texans RT Eric Winston for third on the team's all-time games started list.

DE J.J. WATT
- Broke the Texans single-season sack record on his third sack of the game. The sack gave him 14.5 on the year, topping the previous mark of 14.0 by Mario Williams in 2007.
- Batted down his 12th and 13th passes of the season when he deflected a throw in the third quarter and another in overtime. His 13 passes defensed tied the NFL record for most by a defensive lineman in a season. Hall of Fame DE Reggie White had 13 passes defensed in 1991.
- Became the second player since sacks became an official stat in 1982 to record 14 or more sacks and 13 or more passes defensed in the same season. Hall of Fame DE Reggie White had 15.0 sacks and 13 passes defensed for Philadelphia in 1991.
- Set a career high with 3.0 sacks in the game, topping his previous best of 2.5 in Week 3 this season at Denver (9/25). It was the sixth time in Texans history that a player had 3.0 or more sacks in a game.

MISCELLANEOUS STATS
- Inactive players for the Texans were NT Shaun Cody, ILB Tim Dobbins, T Andrew Gardner, CB Johnathan Joseph, WR DeVier Posey, RB Ben Tate and G Cody White.
- Captains for the Texans were ILB Tim Dobbins, WR Andre Johnson, FS Shiloh Keo, C Chris Myers, QB Matt Schaub, DE Antonio Smith and DE J.J. Watt. Schaub, Johnson and Watt went to midfield for the pregame coin toss.
- The Lions won the toss and elected to receive the opening kickoff.

GAME 12: Houston 24, Tennessee 10

69,143 • LP Field • Nashville, Tenn. • Dec. 2, 2012

GAME SUMMARY

The Texans beat the Tennessee Titans 24-10 at LP Field in Nashville, improving to 11-1 and clinching a playoff berth for the second consecutive season.

The Texans' defense was battered by injuries but led the way with a franchise-record six turnovers and a season-high six sacks. They did so without three injured cornerbacks and two starting linebackers.

DE J.J. Watt had one sack, one forced fumble and two passes defensed, one of which was intercepted. FS Glover Quin and ILBs Tim Dobbins and Darryl Sharpton all had interceptions. Dobbins, DE Antonio Smith and rookie OLB Whitney Mercilus all recovered fumbles. Mercilus also had two sacks in his first-career start.

Texans WR Lestar Jean opened up the scoring with a 54-yard touchdown catch in the first quarter on the Texans' first drive. The Titans answered with a 37-yard field goal by Rob Bironas to make the score 7-3.

The Texans went up 14-3 late in the first quarter on a 5-yard touchdown catch by FB James Casey. One play earlier, they converted on fourth-and-one from the 11-yard line with a 6-yard run by Arian Foster. They led 21-3 at halftime after an interception by Dobbins deep in Titans territory set up Foster for a 2-yard touchdown run.

K Shayne Graham nailed a 50-yard field goal in the third quarter to make it 24-3. The Titans made it 24-10 late in the third quarter on a 34-yard touchdown catch by Kenny Britt from QB Jake Locker, but they would get no closer than that. The Texans forced a turnover on downs on back-to-back series in the fourth quarter before Sharpton picked off Locker with about two minutes remaining to ice the game.

Locker finished the game with a 49.2 passer rating. He was 21-of-45 for 309 yards with three interceptions and one touchdown. Texans QB Matt Schaub, who won for the 15th time in his last 16 starts, was 21-of-35 for 207 yards and two touchdowns. He was not sacked and not intercepted. RB Justin Forsett led the Texans with 64 rushing yards on 14 carries (4.6 average).

The Texans lost CB Brice McCain to a foot injury in the first half. He did not return. Because Johnathan Joseph was already out with a hamstring injury, that left the Texans with three healthy cornerbacks in Kareem Jackson and second-year players Brandon Harris and Roc Carmichael. The Texans also used a rotation of Sharpton, Dobbins and Barrett Ruud at inside linebacker with starter Bradie James out with an injury.

LT Duane Brown left the game with an apparent knee injury in the first half but returned after three plays. TE Garrett Graham left the game in the first half with a concussion.

SCORING

SCORE BY PERIODS	1	2	3	4	OT	Total
Houston Texans	14	7	3	0	-	24
Tennessee Titans	3	0	7	0	-	10

SCORING DRIVES

Team	Qtr	Time	Play Description (Extra Point) (Drive info)	HOU	TEN
Texans	1	12:29	L.Jean 54 yd. pass from M.Schaub (S.Graham kick) (6-80, 2:31)	7	0
Titans	1	9:30	R.Bironas 37 yd. Field Goal (7-59, 2:59)	7	3
Texans	1	0:19	J.Casey 5 yd. pass from M.Schaub (S.Graham kick) (5-20, 1:48)	14	3
Texans	2	7:48	A.Foster 2 yd. run (S.Graham kick) (2-3, 0:47)	21	3
Texans	3	6:54	S.Graham 50 yd. Field Goal (4-4, 2:07)	24	3
Titans	3	1:34	K.Britt 34 yd. pass from J.Locker (R.Bironas kick) (4-80, 1:45)	24	10

TEAM STATISTICS

	TEXANS	TITANS
TOTAL FIRST DOWNS	16	17
THIRD DOWN EFFICIENCY	4-17-24%	4-15-27%
FOURTH DOWN EFFICIENCY	1-1-100%	0-2-0%
TOTAL NET YARDS	332	354
NET YARDS RUSHING	125	89
NET YARDS PASSING	207	309
PASS ATTEMPTS-COMPLETIONS-HAD INTERCEPTED	35-21-0	45-21-3
KICKOFFS Number-In End Zone-Touchbacks	5-3-3	3-2-2
PUNTS Number and Average	10-48.8	6-50.5
Net Punting Average	40.3	39.3
FGs - PATs Had Blocked	0-0	0-0
TOTAL RETURN YARDAGE (Not Including Kickoffs)	94	65
PENALTIES Number and Yards	11-97	4-35
FUMBLES Number and Lost	1-0	3-3
TOUCHDOWNS	3	1
EXTRA POINTS Made-Attempts Kicking Made-Attempts	3-3	1-1
FIELD GOALS Made-Attempts	1-1	1-1
RED ZONE EFFICIENCY	2-2-100%	0-2-0%
GOAL TO GO EFFICIENCY	2-2-100%	0-0-0%
SAFETIES	0	0
TIME OF POSSESSION	33:48	26:12

INDIVIDUAL STATISTICS

RUSHING (Att-Yds): Houston, J. Forsett 14-64, A. Foster 14-38, B. Tate 3-18, M. Schaub 4-5. Tennessee, C. Johnson 13-51, J. Locker 4-38.
PASSING (C-A-Y-I): Houston, M. Schaub 21-35-207-0. Tennessee, J. Locker 21-45-309-3.
RECEIVING (Rec-Yds): Houston, A. Johnson 5-56, A. Foster 5-15, K. Walter 4-33, O. Daniels 3-43, L. Jean 1-54, G. Graham 1-7, J. Casey 1-5, M. Schaub 1-(-6). Tennessee, K. Wright 6-78, J. Cook 4-51, C. Johnson 4-20, N. Washington 3-96, K. Britt 2-40, D. Williams 2-24.
SACKS (Sk-Yds): Houston, W. Mercilus 2.0-6, A. Smtih 1.0-9, J. Watt 1.0-6, B. Ruud 1.0-8, TEAM 1.0-15.
INTERCEPTIONS (Int-Yds): Houston, G. Quin 1-22, T. Dobbins 1-7, D. Sharpton 1-(-2). Tennessee, none.
TACKLES (S-A-T): Houston, G. Quin 8-1-9, D. Sharpton 3-4-7, B. Harris 6-1-7, J. Watt 6-0-6, D. Manning 6-0-6, K. Jackson 4-2-6, R. Carmichael 5-0-5, B. Ruud 3-2-5, C. Barwin 2-2-4, T. Dobbins 3-0-3, A. Smith 3-0-3, Q. Demps 3-0-3, W. Mercilus 2-0-2, S. Cody 2-0-2, J. Crick 2-0-2, E. Mitchell, 0-1-1, T. McClain 0-1-1, . Tennessee, T. Shaw 5-2-7, J. Babineaux 5-1-6, J. McCourty 5-0-5, S. Marks 5-0-5, Z. Brown 4-1-5, J. Casey 2-3-5, W. Witherspoon 4-0-4, D. Morgan 2-2-4, A. Verner 3-0-3, M. Griffin 3-0-3, A. Ayers 2-1-3, M. Martin 2-0-2, J. Wynn 1-0-1, S. Solomon 1-0-1, R. Johnson 0-1-1, K. Wimbley 0-1-1.
MISSED FIELD GOAL: None.

THE WIN
- Secured the franchise's second consecutive playoff berth.
- Gave Houston a franchise-record 11 wins on the season.
- Extended Houston's franchise-record road winning streak to six consecutive games.
- Extended Houston's winning streak to six games, which is the second-longest streak in team history behind a seven-game win streak in 2011.
- Gave Houston a sweep of Tennessee for the second time in team history and the first time since 2004 and gave the Texans their third win in four years at LP Field.
- Improved Houston's record against AFC South foes to 4-0 on the season.
- Improved head coach Gary Kubiak's record to 58-50 overall, 18-22 against the AFC South and 24-30 on the road.

THE TEXANS OFFENSE
- Scored on their opening possession for the fifth time this season and scored a touchdown on their first possession for the fourth time on the year.
- Scored first for the seventh time this season.
- Led after the first quarter for the seventh time this season, at halftime for the ninth time and after three quarters for the ninth time.
- Scored a touchdown following ILB Tim Dobbins' interception in the second quarter and a field goal following OLB Whitney Mercilus' fumble recovery in the third, giving Houston 67 points off of 26 takeaways on the year.
- Held the ball for more than 30:00 for the 13th consecutive game. Houston had the ball for 33:48 in the game.
- Ran the 35 times for 125 yards, improving Houston's record to 42-5 under Kubiak when running the ball 30 or more times.
- Outrushed the Titans 125-89. Houston improved to 10-0 this season and 47-16 under Kubiak when outrushing their opponents.

THE TEXANS DEFENSE
- Established a franchise record with six takeaways in the game. Houston previously forced five turnovers in a game five times, most recently on 11/23/08 at Cleveland.
- Forced turnovers on consecutive plays for the second time this season. Houston forced turnovers on three consecutive defensive plays in the season opener vs. Miami (9/9).
- Established a season high with 6.0 sacks in the game. Houston's defense registered 4.0 sacks vs. Tennessee (9/30), in Week 7 vs. Baltimore (10/21) and in Week 9 vs. Buffalo (11/4). The 6.0 sacks were tied for the second-most in team history and were the most since Houston tied a franchise record with 7.0 at Jacksonville on 11/27/11.
- Held Tennessee to 10 points in the game. It was the eighth time this season that the Texans held their opponents below 20 points. Houston improved to 8-0 this season and 40-2 under Kubiak when allowing fewer than 20 points.
- Limited the Titans to 4-of-15 (27 percent) on third down attempts. It was the eighth time this season that the Texans have held their opponent below 30 percent on third downs.

CB ROC CARMICHAEL
- Saw the most extensive playing time of his career and finished the game with a career-high four tackles, including three solos, and one pass defensed.

FB JAMES CASEY
- Caught his third touchdown pass of the season on a 5-yard throw from QB Matt Schaub in the first quarter. It was Casey's fourth career touchdown catch.

NT SHAUN CODY
- Registered a pass defensed in his second consecutive game when he tipped a pass in the second quarter. The ball was intercepted by ILB Tim Dobbins to set up a touchdown.

TE OWEN DANIELS
- Extended his streak of consecutive games with a reception to 79 with a 14-yard catch on the first play of the game.
- Caught his 50th pass of the season on a gain of 19 yards in the third quarter. It marked the fourth time in his career that Daniels has caught at least 50 passes.
- Started his 87th game, which ties him with WR Kevin Walter and moves them each past former Texans RT Eric Winston for third on the team's all-time games started list.

ILB TIM DOBBINS
- Registered his third career interception and his first as a Texan when he picked off a tipped pass in the second quarter and returned it 7 yards to the Tennessee 3-yard line.
- Recovered a fumble in the fourth quarter. It was his third fumble recovery of the season and the sixth of his career.

RB ARIAN FOSTER
- Scored his 13th rushing touchdown of the season when he reached the end zone on a 2-yard run in the second quarter. The score tied him with RB Domanick Williams' total from 2004 for the second-most in a season in team history. Foster holds the franchise record with 16 rushing touchdowns in 2010.

K SHAYNE GRAHAM
- Scored his 100th point of the season when he hit his third extra point of the game. It marked his sixth career 100-point season and his first since 2007.
- Connected on a 50-yard field goal in the third quarter. It was his 11th career field goal of 50 yards or longer and his second as a Texan.

CB BRANDON HARRIS
- Led the team in tackles with a career-high six, including five solos. He also had a career-high two passes defensed.

WR LESTAR JEAN
- Caught his first career touchdown pass when he took a quick throw and turned it up the sideline 54 yards to the end zone in the first quarter. The 54-yard catch was the longest of his career, bettering his previous long of 46 yards

WR ANDRE JOHNSON
- Extended his franchise-record streak of consecutive games with a reception to 94 with a 15-yard catch in the first quarter.
- Moved into the top 30 on the NFL's all-time receiving yardage list with his first catch of the game, a gain of 15 yards in the first quarter. He entered the game needing three yards to pass Stanley Morgan (10,716).

P DONNIE JONES

- Punted 10 times, which tied for the second-most in a game in team history. His 10 punts were the most by a Texans punter since Brett Hartmann had 10 at Jacksonville on 11/27/11. The team record is 11 punts by Chad Stanley on 12/1/02 at Indianapolis.
- Had a season-high five punts downed inside the Tennessee 20-yard line. That is one shy of his career high of six, set on 12/6/09 at Chicago as a member of the St. Louis Rams.
- Booted a 55-yard punt in the second quarter. He has now hit at least one punt of 55 yards or longer in 10 of Houston's 12 games this season.
- Boomed a 64-yard punt in the third quarter. It was his fourth punt of the season of longer than 60 yards.

WR KESHAWN MARTIN

- Returned a first-quarter punt 42 yards. It was his second return of more than 40 yards this season. He had a 71-yard return in Week 11 vs. Jacksonville (11/18).

OLB WHITNEY MERCILUS

- Made his first career start at WLB and finished the game with two tackles, both of which were sacks, and a fumble recovery.
- Passed DE Mario Williams (4.5, 2006) for fifth and tied LB Brian Cushing (5.0, 2009) for fourth on the franchise's rookie sack list. He is one sack shy of the club rookie record of 6.0 set by OLB Brooks Reed in 2011.
- Registered his fourth sack of the season and his fourth in five games when he dropped Tennessee QB Jake Locker for a 1-yard loss in the second quarter.
- Recovered a fumble in the third quarter, the first of his career.
- Registered his second sack of the game and fifth of the season when he dropped Locker for a loss of 5 yards in the third quarter.

FS GLOVER QUIN

- Intercepted his second pass of the season and the fifth of his career when he picked off Tennessee QB Jake Locker on the final play of the second quarter.

ILB BARRETT RUUD

- Registered his first sack as a Texan and the sixth of his career when he dropped Tennessee QB Jake Locker for a loss of 8 yards in the third quarter. It was Ruud's first sack since 12/26/10 vs. Seattle as a member of the Tampa Bay Buccaneers.

QB MATT SCHAUB

- Improved his record as the Texans' starting quarterback to 43-33 overall and 18-21. He led the Texans to victory for the 15th time in his last 16 starts and won his eighth consecutive start on the road.
- Threw his 20th touchdown pass of the season when he hit WR Lestar Jean for a 54-yard catch and run on Houston's first possession. It marked the third season in his career in which Schaub has thrown 20 or more touchdowns.
- Threw his second touchdown pass of the game when he hit FB James Casey on a 5-yard scoring toss in the first quarter, giving Schaub his sixth multi-touchdown performance of the season.
- Surpassed 3,000 passing yards for the fourth time in his career. He topped the milestone on a 21-yard pass to WR Andre Johnson in the second quarter. He entered the game with 2,855 yards on the season.
- Picked up 8 yards on a run in the second quarter. It was his longest carry of the season and his longest since 11/14/10 when he had an 8-yard scamper at Jacksonville.
- Caught his first career pass when he grabbed a tipped pass. He was tackled for a loss of 6 yards on the play.

ILB DARRYL SHARPTON

- Intercepted a pass for the first time in his career when he grabbed a deflected pass in the fourth quarter. He returned the interception for a 2-yard loss.

DE ANTONIO SMITH

- Recovered a fumble for the first time this season and the 11th time this season when he scooped up a loose ball in the second quarter.
- Notched his 20th sack as a Texan and his fifth of the season when he dropped Tennessee QB Jake Locker for a 9-yard loss in the third quarter.
- Forced a fumble in the third quarter that was recovered by OLB Whitney Mercilus. It was Smith's second forced fumble of the season and the ninth of his career.

WR KEVIN WALTER

- Started his 87th game, which ties him with TE Owen Daniels and moves them each past former Texans RT Eric Winston for third on the team's all-time games started list.
- Surpassed 4,000 receiving yards as a Texan on an 18-yard catch in the fourth quarter, becoming the third player in franchise history to reach the milestone along with WR Andre Johnson and TE Owen Daniels. He entered the game with 3,976 yards with the team.

DE J.J. WATT

- Joined Hall of Fame DE Reggie White as the only players in NFL history to record 15 or more sacks and 13 passes defensed in a season when he sacked Tennessee QB Jake Locker for a 6-yard loss in the second quarter. The sack gave him 15.5 on the year to go along with 15 passes defensed. White had 15.0 sacks and 13 passes defensed in 1991.
- Set a League record for the most passes defensed in a season by a defensive lineman. Watt now has 15 passes defensed on the year, bettering the previous mark of 13 by Hall of Fame DE Reggie White in 1991.
- Tipped a pass on the final play of the second quarter, leading to an interception by FS Glover Quin. It was the eighth takeaway that Watt has been involved in this season. He also has two fumble recoveries and the forced fumble he caused earlier in the game.
- Forced the first fumble of his career when he knocked the ball out of the arms of Tennessee RB Chris Johnson in the second quarter.

MISCELLANEOUS NOTES

- Inactive players for the Texans were CB Alan Ball, G Antoine Caldwell, ILB Bradie James, CB Johnathan Joseph, RT Derek Newton, OLB Brooks Reed and G Cody White.
- Captains for the Texans were ILB Tim Dobbins, WR Andre Johnson, FS Shiloh Keo, C Chris Myers, QB Matt Schaub, DE Antonio Smith and DE J.J. Watt. Schaub and Johnson went to midfield for the pregame coin toss.
- The Texans won the toss and elected to receive the opening kickoff.

WEEK 14 AT NEW ENGLAND

AFC Divisional • Houston Texans at New England Patriots • Sunday, Jan. 13, 2013

GAME 13: New England 42, Houston 14

68,756 • Gillette Stadium • Foxborough, Mass. • Dec. 10, 2012

GAME SUMMARY

The Texans lost 42-14 to the New England Patriots on Monday Night Football at Gillette Stadium.

It was a lopsided affair from the get-go, with the Patriots scoring on each of their first three possessions on touchdown passes by Tom Brady to take a 21-0 lead. The Texans trailed 14-0 after the first quarter, 21-0 at halftime and 28-7 after the third quarter.

Brady went 21-of-35 for 296 yards and four touchdowns with no interceptions (125.4 rating). The Texans sacked him one time. Texans QB Matt Schaub was 19-of-32 for 232 yards with no touchdowns and an interception (68.8 rating). He was sacked twice. Both quarterbacks were replaced by their backups midway through the fourth quarter with the game well in hand.

The Texans were penalized seven times for 70 yards. Two of their defensive penalties came on third down in the first half, extending Patriots drives and leading to touchdowns. On offense, the Texans got into Patriots territory five times and into the red zone only twice on 13 possessions.

WR Lestar Jean dropped an over-the-shoulder pass on third down on the Texans' first drive. Brady drove the Patriots drove into Texans territory and threw an incomplete pass on third-and-six from the 34-yard line, but CB Brandon Harris was flagged for holding to extend the drive. Two plays later, RB Stevan Ridley fumbled at the 4-yard-line. CB Kareem Jackson was first to the ball but couldn't obtain possession, and the Patriots recovered at their own 7. Brady hit TE Aaron Hernandez for a touchdown pass on the very next play.

On the Texans' next drive, Schaub was picked off in the end zone by Devin McCourty on second-and-eight from the New England 21. The Patriots then drove 82 yards in six plays for a 37-yard touchdown catch by Brandon Lloyd.

After a three-and-out by the Texans, SS Danieal Manning was flagged for pass interference on third down on the Patriots' next drive. Instead of having to punt, the Patriots scored three plays later on a 4-yard touchdown catch by Hernandez.

Down 21-0, the Texans drove into Patriots territory twice in the second quarter but turned the ball over on downs both times.

Five minutes into the third quarter, the Patriots went up 28-0 with a 63-yard touchdown pass from Brady to WR Donte Stallworth. Stallworth beat Harris on the play on third-and-10.

The Texans got on the scoreboard with a 1-yard touchdown run by Arian Foster with 6:12 remaining in the third quarter, making the score 28-7. That capped a seven-play, 88-yard scoring drive that was keyed by a 23-yard run by Ben Tate and 30-yard catch by James Casey.

The Patriots went up 35-7 with 14:15 remaining on a play that summed up the Texans' night. RB Danny Woodhead picked up 16 yards on a short pass to the right. DE J.J. Watt chased him down at the 10-yard line and forced a fumble. The ball popped forward and bounced into the end zone, and Lloyd recovered it for a touchdown to essentially ice the game.

Ridley scored on a 14-yard touchdown run on third down with 7:28 remaining. Texans S Shiloh Keo picked off Ryan Mallett at the New England 31-yard line with 3:01 remaining to set up a 1-yard touchdown run by Texans QB T.J. Yates.

SCORING

SCORE BY PERIODS	1	2	3	4	OT	Total
Houston Texans	0	0	7	7	-	14
New England Patriots	14	7	7	14	-	42

SCORING DRIVES

Team	Qtr	Time	Play Description (Extra Point) (Drive info)	HOU	NE
Patriots	1	9:27	A.Hernandez 7 yd. pass from T.Brady (S.Gostkowski kick) (7-56, 3:12)	0	7
Patriots	1	2:49	B.Lloyd 37 yd. pass from T.Brady (S.Gostkowski kick) (6-82, 2:41)	0	14
Patriots	2	11:01	A.Hernandez 4 yd. pass from T.Brady (S.Gostkowski kick) (8-70, 3:59)	0	21
Patriots	3	9:49	D.Stallworth 63 yd. pass from T.Brady (S.Gostkowski kick) (5-74, 1:05)	0	28
Texans	3	6:12	A.Foster 1 yd. run (S.Graham kick) (7-88, 3:37)	7	28
Patriots	4	14:15	B.Lloyd fumble recovery in end zone (S.Gostkowski kick) (9-72, 4:13)	7	35
Patriots	4	7:23	S.Ridley 14 yd. run (S.Gostkowski kick) (10-68, 4:24)	7	42
Texans	4	2:00	T.Yates 1 yd. run (S.Graham kick) (6-25, 1:01)	14	42

TEAM STATISTICS

	TEXANS	PATRIOTS
TOTAL FIRST DOWNS	19	27
THIRD DOWN EFFICIENCY	4-14-29%	6-12-50%
FOURTH DOWN EFFICIENCY	0-2-0%	0-0-0%
TOTAL NET YARDS	323	419
NET YARDS RUSHING	100	130
NET YARDS PASSING	223	289
PASS ATTEMPTS-COMPLETIONS-HAD INTERCEPTED	36-21-1	36-21-1
KICKOFFS Number-In End Zone-Touchbacks	3-2-2	7-7-5
PUNTS Number and Average	7-49.3	5-48.0
Net Punting Average	42.1	43.8
FGs - PATs Had Blocked	0-0	0-0
TOTAL RETURN YARDAGE (Not Including Kickoffs)	2	69
PENALTIES Number and Yards	7-70	6-56
FUMBLES Number and Lost	1-0	2-0
TOUCHDOWNS	2	6
EXTRA POINTS Made-Attempts Kicking Made-Attempts	2-2	6-6
FIELD GOALS Made-Attempts	1-1	1-1
RED ZONE EFFICIENCY	2-2-100%	3-3-100%
GOAL TO GO EFFICIENCY	2-2-100%	2-2-100%
SAFETIES	0	0
TIME OF POSSESSION	29:11	30:49

INDIVIDUAL STATISTICS

RUSHING (Att-Yds): Houston, A. Foster 15-46, B. Tate 8-46, J. Forsett 3-7, T. Yates 1-1. New England, S. Ridley 18-72, S. Vereen 8-40, B. Bolden 2-11, T. Brady 1-6, D. Woodhead 1-4, R. Mallett 3-(-3).

PASSING (C-A-Y-I): Houston, M. Schaub 19-32-232-1, T. Yates 2-4-15-0. New England, T. Brady 21-35-296-0, R. Mallett 0-1-0-1.

RECEIVING (Rec-Yds): Houston, A. Johnson 8-95, A. Foster 4-39, L. Jean 2-31, O. Daniels 2-24, J. Casey 1-30, D. Posey 1-19, J. Forsett 1-14, B. Tate 1-(-1), K. Martin 1-(-4). New England, A. Hernandez 8-58, B. Lloyd 7-89, W. Welker 3-52, D. Woodhead 2-34, D. Stallworth 1-63.

SACKS (Sk-Yds): Houston, W. Mercilus 1.0-7. New England, V. Wilfork 1.0-20, R. Ninkovich 0.5-2, T. Scott 0.5-2.

INTERCEPTIONS (Int-Yds): Houston, S. Keo 1-1. New England, D. McCourty 1-19.

TACKLES (S-A-T): Houston, D. Manning 3-4-7, G. Quin 2-5-7, B. James 1-5-6, D. Sharpton 1-4-5, E. Mitchell 0-5-5, J. Watt 2-2-4, B. Ruud 2-2-4, J. Crick 0-4-4, T. Dobbins 2-1-3, C. Barwin 1-2-3, Q. Demps 0-3-3, W. Mercilus 2-0-2, K. Jackson 1-1-2, B. Harris 1-1-2, S. Cody 0-2-2, B. Braman 0-1-1, A. Smith 0-1-1. New England, J. Mayo 6-1-7, D. Hightower 5-1-6, D. McCourty 5-0-5, R. Ninkovich 2-3-5, B. Deaderick 1-4-5, A. Dennard 4-0-4, S. Gregory 4-0-4, V. Wilfork 3-1-4, A. Talib 3-0-3, T. Scott 0-3-3, C. Jones 1-1-2, M. Cole 1-1-2, P. Chung 1-1-2, K. Arrington 1-0-1, B. Spikes 1-0-1, M. Rivera 1-0-1, T. Wilson 0-1-1.

MISSED FIELD GOALS: None.

THE TEXANS

- Failed to score first for the sixth time this season. Houston fell to 4-2 when allowing its opponents to score first thus far this season.

- Trailed after one quarter for the fourth time this season and trailed at halftime and after three quarters for the third time this season. Houston fell to 2-2, 1-2 and 1-2 in each instance, respectively.

- Lost the time of possession battle for the second time this season, holding the ball for 29:11. It was the first time this season that Houston's time of possession was less than 30:00, since the only other instance in which the Texans lost time of possession was an overtime game at Detroit in Week 12 (11/22).

- Finished with an even turnover margin for the second time this season. Houston gave the ball away once and had one takeaway in the game. The Texans fell to 1-1 in such instances.

FB JAMES CASEY

- Caught a 30-yard pass in the third quarter, matching his long for the season. He also had a 30-yard catch in Week 5 at the New York Jets (10/8), also on Monday Night Football.

TE OWEN DANIELS

- Extended his streak of consecutive games with a reception to 80 with a 13-yard catch in the first quarter. The catch was also the 350th of his career.

RB JUSTIN FORSETT

- Caught his 100th career pass on a 14-yard screen pass in the first quarter. Forsett entered the game with 99 career receptions in five seasons.

RB ARIAN FOSTER

- Scored his 14th rushing touchdown of the season on a 1-yard scoring run in the third quarter, passing RB Domanick Williams' total of 13 rushing touchdowns in 2004 for the second-most in team history. Foster holds the franchise single-season record with 16 rushing touchdowns in 2010.

- Caught his longest pass of the season when he took a screen pass 23 yards in the second quarter. Foster's previous long was an 18-yard catch in Week 2 at Jacksonville (9/16).

- Established a season high with 39 receiving yards in the game, bettering his previous high of 37 yards from Week 2 at Jacksonville (9/16).

WR LESTAR JEAN

- Caught his second pass of the game, a gain of 7 yards in the second quarter. It marked Jean's first career game with multiple receptions.

WR ANDRE JOHNSON

- Surpassed 1,200 receiving yards in a season for the fourth time in his career, topping the milestone on his seventh catch, a gain of 5 yards in the third quarter. Johnson entered the game with 1,114 yards on the year.

- Passed Gary Clark (10,856) for 29th on the NFL's all-time receiving yardage list. Johnson now has 10,865 career receiving yards.

- Extended his franchise-record streak of consecutive games with a reception to 95 with an 8-yard catch in the first quarter.

P DONNIE JONES

- Punted seven times with five traveling at least 50 yards, including punts of 59, 57 and 56 yards, giving him at least one punt of 55 yards or longer in 11 of Houston's 13 games this season.

FS SHILOH KEO

- Registered his first career interception when he picked off a deflected pass from Patriots QB Ryan Mallett in the fourth quarter.

OLB WHITNEY MERCILUS

- Sacked New England QB Tom Brady for a 7-yard loss in the third quarter. The sack gave him 6.0 on the season, tying the franchise rookie sack record set by OLB Brooks Reed in 2011.

NT EARL MITCHELL

- Forced a fumble in the first quarter. It was his first career forced fumble.

WR DEVIER POSEY

- Recorded his first career catch when he hauled in a 19-yard pass from QB T.J. Yates in the fourth quarter.

CB STANFORD ROUTT

- Made his debut as a Texan, seeing action on special teams and as a reserve on defense.

QB MATT SCHAUB

- Surpassed 20,000 career passing yards as a member of the Houston Texans. He entered the game with 19,965 yards as a Texan and topped the milestone on a 13-yard completion to TE Owen Daniels, his fourth pass attempt of the game.

DE J.J. WATT

- Forced a fumble in the fourth quarter. It was his second forced fumble of the season and the second of his career.

QB T.J. YATES

- Scored his first career rushing touchdown on a quarterback keeper from 1 yard away in the fourth quarter.

MISCELLANEOUS NOTES

- Inactive players for the Texans were CB Alan Ball, G Antoine Caldwell, TE Garrett Graham, NT Terrell McClain, RT Derek Newton, OLB Brooks Reed and G Cody White.

- Captains for the Texans were ILB Tim Dobbins, WR Andre Johnson, FS Shiloh Keo, C Chris Myers, QB Matt Schaub, DE Antonio Smith and DE J.J. Watt. Schaub, Johnson, Smith and Watt went to midfield for the pregame coin toss. ILB Brian Cushing, who is on the reserved/injured list, joined his fellow captains at midfield.

- The Patriots won the toss and deferred their option until the second half. Houston received the opening kickoff.

WEEK 15 VS. INDIANAPOLIS

AFC Divisional • Houston Texans at New England Patriots • Sunday, Jan. 13, 2013

GAME 14: Houston 29, Indianapolis 17

71,702 • Reliant Stadium • Houston, Texas • Dec. 16, 2012

GAME SUMMARY

The Texans clinched their second consecutive AFC South title with a 29-17 victory against the Indianapolis Colts at Reliant Stadium.

DE J.J. Watt had three sacks, six tackles for loss, 10 tackles and one forced fumble. WR Andre Johnson had 11 catches for 151 yards and a touchdown, RB Arian Foster had 27 carries for 165 yards and OLB Bryan Braman blocked a punt and recovered it for a touchdown in the win.

Colts rookie QB Andrew Luck threw two touchdown passes but was sacked five times. He threw for 186 yards and completed just 48 percent of his passes (13-of-28). Texans QB Matt Schaub was 23-of-31 (74 percent) for 261 yards and a touchdown with a passer rating of 109.7.

The Texans were 1-of-5 in the red zone (20 percent) and setted for five field goals by Shayne Graham. They were penalized nine times for 69 yards. They allowed the Colts to gain 5.0 yards per carry, including 18 carries for 105 yards (5.8 average) by rookie RB Vick Ballard.

The Texans' defense limited the Colts to 1-of-8 (13 percent) on third down and 1-of-3 (33 percent) in the red zone.

Schaub started the game with passes of nine and 52 yards to Johnson on the Texans' first two plays. The Texans stalled in the red zone and settled for a 29-yard field goal by Graham.

The Texans forced the Colts into a three-and-out on the next drive and then drove 57 yards in 13 plays to take a 10-0 lead on a 3-yard touchdown catch by Johnson on third-and-goal.

The Colts got two first downs on their next drive on defensive penalties by the Texans, but DE Antonio Smith and Watt sacked Luck to help force a punt. The Texans outgained the Colts 126-11 in the first quarter.

The Texans' defense came up big early in the second quarter. The Colts got the ball in Texans territory on back-to-back drives, first at the 38-yard line and then at the 34, but came away with only three points. Watt forced a fumble at the 1-yard line that was recovered by Tim Dobbins on the first drive. Watt had a 3-yard tackle for loss inside the 10-yard line on the next drive as the Colts settled for a 26-yard field goal.

The Texans responded with a 35-yard field goal to make the score 13-3 with 3:54 remaining in the second quarter. The kick was set up by a 36-yard catch by rookie WR DeVier Posey, who also absorbed a 13-yard personal foul penalty on S Joe Lefeged on the play.

With 1:54 remaining in the second quarter, Braman blocked a punt at the 8-yard line and recovered it for a touchdown. It was his second blocked punt of the season.

Just when it looked like a rout might be on, the Colts struck back two plays later with a 61-yard touchdown pass from Luck to a wide-open T.Y. Hilton over the middle. Graham hooked a 50-yard field goal attempt wide left on the final play of the second quarter to make the halftime margin 20-10.

The Texans added a 27-yard field goal early in the third quarter to cap an 11-play, 78-yard scoring drive on which Foster had six carries for 59 yards. The Colts cut the deficit to 23-17 with 2:37 remaining in the third quarter on an 8-yard touchdown pass from Luck to TE Dwayne Allen. Graham made a 46-yard field goal with 8:35 remaining to put the Texans up 26-17. Foster picked up 75 rushing yards on the Texans' next drive, helping to take 3:40 off the clock. That led to another short field goal by Graham, which made it a two-score game with 1:05 remaining.

OLB Connor Barwin sacked Luck on the Colts' next play, and the game ended without much drama three plays later. Texans coach Gary Kubiak was doused with a bucket of Gatorade by offensive linemen Duane Brown and Chris Myers as the final seconds ticked down on the Texans' division-clinching victory.

SCORING

SCORE BY PERIODS	1	2	3	4	OT	Total
Indianapolis Colts	0	10	7	0	-	17
Houston Texans	10	10	3	6	-	29

SCORING DRIVES

Team	Qtr	Time	Play Description (Extra Point) (Drive info)	IND	HOU
Texans	1	11:47	S.Graham 29 yd. Field Goal (6-69, 3:13)	0	3
Texans	1	4:51	A.Johnson 3 yd. pass from M.Schaub (S.Graham kick) (13-57, 5:44)	0	10
Colts	2	6:12	A.Vinatieri 26 yd. Field Goal (7-26, 2:10)	3	10
Texans	2	3:50	S.Graham 35 yd. Field Goal (7-63, 2:22)	3	13
Texans	2	1:46	B.Braman 8 yd. return of blocked punt (S.Graham kick)	3	20
Colts	2	1:07	T.Hilton 61 yd. pass from A.Luck (A.Vinatieri kick) (2-74, 0:39)	10	20
Texans	3	7:33	S.Graham 27 yd. Field Goal (11-78, 6:20)	10	23
Colts	3	2:32	D.Allen 8 yd. pass from A.Luck (A.Vinatieri kick) (8-80, 5:01)	17	23
Texans	4	8:30	S.Graham 46 yd. Field Goal (7-11, 3:24)	17	26
Texans	4	1:05	S.Graham 33 yd. Field Goal (9-78, 3:40)	17	29

TEAM STATISTICS

	COLTS	TEXANS
TOTAL FIRST DOWNS	19	23
THIRD DOWN EFFICIENCY	1-8-13%	5-13-38%
FOURTH DOWN EFFICIENCY	0-0-0%	0-0-0%
TOTAL NET YARDS	272	417
NET YARDS RUSHING	124	178
NET YARDS PASSING	148	239
PASS ATTEMPTS-COMPLETIONS-HAD INTERCEPTED	27-13-0	31-23-0
KICKOFFS Number-In End Zone-Touchbacks	4-4-3	8-8-4
PUNTS Number and Average	6-40.3	3-42.3
Net Punting Average	38.3	36.3
FGs - PATs Had Blocked	0-0	0-0
TOTAL RETURN YARDAGE (Not Including Kickoffs)	18	12
PENALTIES Number and Yards	8-79	9-69
FUMBLES Number and Lost	1-1	0-0
TOUCHDOWNS	2	2
EXTRA POINTS Made-Attempts Kicking Made-Attempts	2-2	2-2
FIELD GOALS Made-Attempts	1-1	5-6
RED ZONE EFFICIENCY	1-3-33%	1-5-20%
GOAL TO GO EFFICIENCY	1-3-33%	1-2-50%
SAFETIES	0	0
TIME OF POSSESSION	26:54	33:06

INDIVIDUAL STATISTICS

RUSHING (Att-Yds): Indianapolis, V. Ballard 18-105, A. Luck 2-10, M. Moore 4-6, D. Allen 1-3. Houston, A. Foster 27-165, B. Tate 5-13.

PASSING (C-A-Y-I): Indianapolis, A. Luck 13-27-186-0. Houston, M. Schaub 23-31-261-0.

RECEIVING (Rec-Yds): Indianapolis, T. Hilton 3-78, D. Avery 3-37, D. Allen 3-36, R. Wayne 3-14, C. Fleener 1-21. Houston, A. Johnson 11-151, O. Daniels 4-40, D. Posey 3-46, K. Walter 2-11, A. Foster 2-4, J. Casey 1-9.

SACKS (Sk-Yds): Indianapolis, A. Bethea 1.0-7, R. Mathis 1.0-8, D. Freeney 1.0-7. Houston, J. Watt 3.0-22, C. Barwin 1.0-7, A. Smith 1.0-9.

INTERCEPTIONS (Int-Yds): None.

TACKLES (S-A-T): Indianapolis, J. Freeman 8-2-10, V. Davis 9-0-9, A. Bethea 5-0-5, P. Angerer 5-0-5, D. Butler 5-0-5, C. Vaughn 4-0-4, C. Redding 4-0-4, J. Hughes 3-1-4, J. Lefeged 3-0-3, R. Mathis 2-0-2, D. Freeney 2-0-2, A. Johnson 2-0-2, M. Fokou 2-0-2, K. Heard 1-0-1. Houston, J. Watt 11-2-13, D. Manning 8-0-8, K. Jackson 5-1-6, B. James 3-3-6, G. Quin 5-1-6, C. Barwin 3-2-5, T. Dobbins 1-3-4, W. Mercilus 1-3-4, E. Mitchell 1-3-4, D. Sharpton 2-1-3, S. Cody 0-2-2, J. Crick 1-1-2, J. Joseph 1-1-2, A. Smith 2-0-2, S. Keo 1-0-1.

MISSED FIELD GOALS: Houston, S. Graham 50WL.

THE WIN

- Clinched Houston's second consecutive AFC South division championship.
- Gave Houston its 12th win on the year, extending the team's franchise-record win total.
- Improved Houston's home record to 6-1 on the year. The six wins matches the most in a season in team history. Houston went 6-2 at home in 2007 and 2008.
- Was Houston's fifth against AFC South opponents this season, which is the most in team history. Houston went 4-2 against the AFC South in 2004 and 2011.
- Was Houston's third consecutive win over Indianapolis at Reliant Stadium and improved the Texans' record against the Colts to 4-17 all-time and 4-7 at Reliant Stadium.
- Was Houston's fourth consecutive home victory, which tied the franchise record. Houston previously won four consecutive home games from 11/18/07 – 12/30/07.
- Improved Head Coach Gary Kubiak's career record to 59-51 and 35-20 at Reliant Stadium.
- Improved QB Matt Schaub's career record with the Texans to 44-34 overall and 26-12 at Reliant Stadium.

THE TEXANS OFFENSE

- Had a 150-yard rusher and a 150-yard receiver in the same game for the first time in franchise history. RB Arian Foster finished with 165 yards on the ground and WR Andre Johnson had 151 receiving yards.
- Won time of possession for the 12th time this season, holding the ball for 33:06. The Texans are 11-1 this season when winning time of possession.
- Outrushed Indianapolis 178-124. Houston improved to 11-0 this season and 48-16 under Kubiak when outrushing their opponents.
- Ran the ball 32 times for 178 yards, improving Houston's record to 43-5 under Kubiak when running the ball 30 or more times
- Scored on their first possession for the sixth time this season, capping their opening drive with a 29-yard field goal from K Shayne Graham. The Texans improved to 6-0 this season when scoring on their opening possession.
- Scored first for the eighth time this season. The Texans improved to 8-0 when opening the scoring.
- Led after the first quarter for the eighth time this season and led at halftime and after three quarters for the tenth time in each situation. The Texans are 8-0 when leading after the opening period and 10-0 when leading at halftime and after three quarters.

THE TEXANS DEFENSE

- Forced their 28th turnover of the season when DE J.J. Watt forced a fumble at the goal line and ILB Tim Dobbins recovered the ball.
- Sacked Indianapolis QB Andrew Luck five times in the game. It was the 13th time in team history and second game this year in which the Texans defense registered five or more sacks. The Texans recorded a season-high six sacks in Week 13 at Tennessee (12/2).
- Held Indianapolis to 17 points. It was the ninth game this season in which Houston's defense held an opponent below 20 points.
- Limited the Indianapolis offense to 272 total yards. It was the sixth game this season in which Houston has held its opponent below 300 net yards of offense.
- Held Indianapolis to 1-of-8 (13 percent) on third-down attempts. It was the ninth game this season in which the Texans limited their opponent to a third-down conversion rate of less than 30 percent.

OLB BRYAN BRAMAN

- Blocked his second punt of the season, setting a team-single season record, and recovered it for the first touchdown of his career in the second quarter.

BLOCKED PUNTS FOR TD, TEXANS HISTORY

Player	Opponent	Date
Bryan Braman	vs. Indianapolis	12/16/12
Bryan Braman	vs. Green Bay	10/14/12
Ramon Walker	at San Francisco	1/1/06
Antwan Peek	at Denver	11/7/04
Ramon Walker	vs. New England	11/23/03
Jimmy McClain	at Washington	12/22/02

TE OWEN DANIELS

- Extended his streak of consecutive games with a reception to 81 with an 8-yard catch in the first quarter.

ILB TIM DOBBINS

- Recovered a fumble for the fourth time this season, setting a team single-season record, when he fell on the ball near the Houston goal line in the second quarter.

RB ARIAN FOSTER

- Topped 100 rushing yards for the seventh time this season and the 23rd time in his career. He topped the century mark on a gain of 26 yards in the fourth quarter.
- Finished with a season-high 165 yards on 27 carries. The yardage was the third-highest of his career and was the third time in four starts against Indianapolis that Foster has surpassed 150 rushing yards.

ARIAN FOSTER VS. INDIANAPOLIS

Date	Att	Yds	Avg	Lg	TD
9/12/10	33	231	7.0	42	3
12/16/12	27	165	6.1	31	0
12/22/11	23	158	6.9	30	1
11/1/10	15	102	6.8	33	1

K SHAYNE GRAHAM

- Tied a franchise single-game record with five made field goals. His six field goal attempts were the second-most in Texans history. Kris Brown attempted seven field goals (five made) at Miami on 9/7/03.

WR ANDRE JOHNSON

- Became the third-fastest player in NFL history to surpass 11,000 career receiving yards, doing so in his 136th career game. He topped the milestone on a 16-yard catch on the last play of the third quarter.

FASTEST PLAYERS TO 11,000 RECEIVING YARDS

Player	Career	Gms to 11,000
Jerry Rice	1984-04	131
Torry Holt	1999-09	131
Andre Johnson	2003-12	136
Michael Irvin	1988-99	137
Randy Moss	1998-12	141

- Joined New England WR Wes Welker as the only players in NFL history to have 16 career games with 10 or more catches and 100-plus yards.

- Extended his franchise-record streak of consecutive games with a reception to 96 with a 9-yard catch on the first play of the game.
- Caught his fourth touchdown pass of the season when he hauled in a 3-yard pass from QB Matt Schaub in the first quarter.
- Caught four passes for 74 yards and a touchdown in the first quarter. The yardage total was tied for the second-most in the opening quarter in a game in his career. He previously had 74 yards on three catches earlier this year vs. Jacksonville (11/18). His career high for first-quarter yardage is 77 yards vs. Seattle on 12/13/09.
- Passed WR Joey Galloway (10,950) for 28th on the NFL's all-time receiving yardage list. He entered the game needing 86 yards to pass Galloway and did so on his fifth catch of the game, a 5-yard gain in the second quarter.
- Surpassed 100 receiving yards for the 43rd time in his career and the fifth time this season, doing so on a 22-yard catch in the second quarter, his sixth catch of the game.
- Topped the century mark before halftime for the eighth time in his career and the second time this season, finishing the half with seven receptions for 107 yards. He previously had seven catches for 132 yards in the first half in Week 11 vs. Jacksonville (11/18).

C CHRIS MYERS
- Started his 78th consecutive game for the Texans, moving him past DE/OLB Mario Williams for third on the franchise's all-time consecutive starts list.

WR DEVIER POSEY
- Finished with career highs in receptions and yards, catching three passes for 46 yards. He entered the game with one career reception for 19 yards, which came last week at New England (12/10).

FS GLOVER QUIN
- Knocked down a pass on Indianapolis' first drive to force a punt. The pass defensed was his 14th of the season, matching a career high. He also had 14 passes defensed in 2010.

QB MATT SCHAUB
- Threw his 120th career touchdown pass and his 22nd of the season when he hit WR Andre Johnson for a 3-yard score in the first quarter.
- Finished with a passer rating of 109.7 after completing 23-of-31 passes for 261 yards with one touchdown and no interceptions. Schaub has had a passer rating of better than 100 in six of his seven home starts this season.

DE ANTONIO SMITH
- Sacked Indianapolis QB Andrew Luck for a 9-yard loss in the first quarter. The sack gave Smith 6.0 on the season, leaving him a half-sack shy of his career high of 6.5 set in 2011.

DE J.J. WATT
- Now has 19.5 sacks and 15 passes defensed on the season. His 34.5 combined sacks and passes defensed are the most by a player in since 1991 when passes defensed became an official statistic. Hall of Fame DB Rod Woodson had the previous high with 32.0 (30 passes defensed, 2.0 sacks) in 1993.

SINGLE-SEASON COMBINED SACKS AND PASSES DEFENSED (since 1991)

Player, Pos	Team	Year	Sacks	PD	Total
J.J. Watt, DE	Hou	2012	19.5	15	34.5
Rod Woodson, CB*	Pit	1993	2.0	30	32.0
Darrelle Revis, CB#	NYJ	2009	0.0	31	31.0

* Named Defensive Player of the Year
\# Runner-up for Defensive Player of the Year

- Increased his sack total to 19.5 on the year, which is the sixth-most in NFL history by a defensive lineman and is tied for the ninth-most in League history overall.

MOST SACKS, SEASON, DEFENSIVE LINEMEN

Player	Team	Year	Sacks
Michael Strahan	NYG	2001	22.5
Jared Allen	Min	2011	22.0
Mark Gastineau	NYJ	1984	22.0
Chris Doleman	Min	1989	21.0
Reggie White	Phi	1987	21.0
J.J. Watt	Hou	2012	19.5

- Tied his career high with his third sack of the game when he tackled Luck for a 4-yard loss in the fourth quarter. Watt previously had 3.0 sacks in Week 12 at Detroit (11/22). He has seven games this season with more than 1.0 sack.
- Forced a fumble for the third consecutive game when he jarred the ball out of Indianapolis RB Mewelde Moore's arms at the goal line in the second quarter.
- Led the team and tied a career high with 10 tackles, all solo stops, including six tackles for loss. He also had four quarterback hits and one forced fumble.

WEEK 16 VS. MINNESOTA

AFC Divisional • Houston Texans at New England Patriots • Sunday, Jan. 13, 2013

GAME 15 : Minnesota 23, Houston 6

71,688 • Reliant Stadium • Houston, Texas • Dec. 23, 2012

GAME SUMMARY

The Texans were held without a touchdown for the first time since 2006 in a 23-6 loss to Minnesota at Reliant Stadium. Houston had just 187 yards, their lowest total since opening day in 2009. They were 1-of-11 (nine percent) on third down and 0-of-1 in the red zone.

Houston held league-leading rusher Adrian Peterson in check, limiting him to 86 yards on 25 carries (3.4 average). But Vikings QB Christian Ponder was 16-of-30 for 174 yards and a touchdown. He also had 48 rushing yards, 14 more than the Texans as a team. The Vikings were 9-of-18 (50 percent) on third down.

The Texans went up 3-0 on the game's first drive with a 51-yard field goal by Shayne Graham. They picked up just one first down on their next five possessions, totaling 22 yards. They didn't score again until a 33-yard field goal by Graham in the final minute of the third quarter after the Vikings had reeled off 16 unanswered points.

Ponder put the Vikings up for good on their first drive with a three-yard touchdown pass to TE Kyle Rudolph. He was 3-of-3 for 62 yards on the drive, which started with a false start penalty followed by a 20-yard run by Peterson.

The Texans drove into Vikings territory early in the second quarter, but Foster lost a fumble at the 23-yard line to quash a potential scoring drive. Twelve plays and 41 yards later, the Vikings took a 10-3 lead on a 56-yard field goal by rookie K Blair Walsh.

After two more three-and-outs by the Texans, the Vikings took a 13-3 halftime lead with 0:41 left in the second quarter on a 41-yard field goal by Walsh.

The third quarter started with a nine-play, 52-yard drive by the Vikings that ended with a 39-yard Walsh field goal. Ponder completed a 15-yard pass to WR Jarius Wright on third-and-10 near midfield on the drive, a play that was compounded by a 15-yard penalty on OLB Whitney Mercilus for roughing the passer.

The Texans went three-and-out again on their next drive. DE J.J. Watt sacked Ponder on the Vikings' next play, giving him 20.5 sacks on the season, and forced a fumble that Bradie James recovered at the Minnesota 45. But the Texans were unable to capitalize on the turnover and had to punt after a three-and-out.

On their next series, the Texans had first-and-goal at the one-yard line after a 12-yard pass over the middle from Schaub to WR Kevin Walter.

Their next three plays were an incomplete pass, a run for no gain by Ben Tate and a sack for a loss of 14 yards. They settled for a 33-yard field goal with 30 seconds left in the third quarter and would not get past midfield after that.

The Vikings put the game out of reach with a three-yard touchdown run by backup RB Toby Gerhart with 4:49 remaining, capping a 10-play, 64-yard drive. The Texans put in backup QB T.J. Yates on their next drive, and Yates was sacked from the blindside and lost a fumble on his second play.

Schaub finished the game 18-of-32 (56.3 percent) for 178 yards with a 72.1 passer rating. He was sacked three times. The Texans got into Vikings territory just four times and ran just 18 of their 53 plays on Minnesota's side of the field.

SCORING

SCORE BY PERIODS	1	2	3	4	OT	Total
Minnesota Vikings	7	6	3	7	0	23
Houston Texans	3	0	3	0	0	6

SCORING DRIVES

Team	Qtr	Time	Play Description (Extra Point) (Drive info)	MIN	HOU
Texans	1	10:50	S.Graham 51 yd. Field Goal (9-46, 4:10)	0	3
Vikings	1	6:19	K.Rudolph 3 yd. pass from C.Ponder (B.Walsh kick) (8-78, 4:31)	7	3
Vikings	2	8:15	B.Walsh 56 yd. Field Goal (12-41, 5:21)	10	3
Vikings	2	0:37	B.Walsh 41 yd. Field Goal (5-21, 1:02)	13	3
Vikings	3	11:31	B.Walsh 39 yd. Field Goal (9-52, 3:29)	16	3
Texans	3	0:26	S.Graham 33 yd. Field Goal (11-46, 5:17)	16	6
Vikings	4	4:44	T.Gerhart 3 yd. run (B.Walsh kick) (10-64, 6:01)	23	6

TEAM STATISTICS

	VIKINGS	TEXANS
TOTAL FIRST DOWNS	22	11
THIRD DOWN EFFICIENCY	9-18-50%	1-11-9%
FOURTH DOWN EFFICIENCY	0-1-0%	0-0-0%
TOTAL NET YARDS	345	187
NET YARDS RUSHING	174	34
NET YARDS PASSING	171	153
PASS ATTEMPTS-COMPLETIONS-HAD INTERCEPTED	30-16-0	33-18-0
KICKOFFS Number-In End Zone-Touchbacks	6-3-2	3-3-1
PUNTS Number and Average	4-45.5	7-50.4
Net Punting Average	41.5	43.3
FGs - PATs Had Blocked	0-0	0-0
TOTAL RETURN YARDAGE (Not Including Kickoffs)	50	16
PENALTIES Number and Yards	5-52	9-60
FUMBLES Number and Lost	1-1	3-2
TOUCHDOWNS	2	0
EXTRA POINTS Made-Attempts Kicking Made-Attempts	2-2	0-0
FIELD GOALS Made-Attempts	3-3	2-2
RED ZONE EFFICIENCY	2-4-50%	0-1-0%
GOAL TO GO EFFICIENCY	2-2-100%	0-1-0%
SAFETIES	0	0
TIME OF POSSESSION	34:46	25:14

INDIVIDUAL STATISTICS

RUSHING (Att-Yds): Minnesota, A. Peterson 25-86, C. Ponder 7-48, T. Gerhart 8-31, J. Wright 1-8, M. Asiata 1-1. Houston, B. Tate 4-17, A. Foster 10-15, J. Forsett 1-4, T. Yates 1-(-2).

PASSING (C-A-Y-I): Minnesota, C. Ponder 16-30-174-0. Houston, M. Schaub 18-32-178-0, T. Yates 0-1-0-0.

RECEIVING (Rec-Yds): Minnesota, J. Wright 5-53, J. Simpson 4-32, K. Rudolph 3-39, M. Jenkins 2-41, T. Gerhart 1-5, A. Peterson 1-4. Houston, A. Johnson 7-97, O. Daniels 3-27, A. Foster 2-14, G. Graham 2-14, K. Walter 1-12, D. Posey 1-6, J. Casey 1-6, B. Tate 1-2.

SACKS (Sk-Yds): Minnesota, J. Allen 1.0-2, F. Evans 1.0-14, H. Smith 1.0-0, A. Winfield 1.0-9. Houston, J. Watt 1.0-3.

INTERCEPTIONS (Int-Yds): Minnesota, none. Houston, none.

TACKLES (S-A-T): Minnesota, H. Smith 7-0-7, A. Winfield 5-0-5, A. Jefferson 5-0-5, C. Greenway 4-1-5, F. Evans 3-0-3, J. Brinkley 3-0-3, K. Williams 3-0-3, E. Henderson 2-1-3, J. Allen 1-0-1, E. Griffen 1-0-1, C. Cook 1-0-1, M. Raymond 1-0-1. Houston, G. Quin 9-1-10, A. Smith 5-0-5, J. Joseph 5-0-5, T. Dobbins 4-1-5, D. Manning 4-1-5, B. James 3-2-5, B. Reed 4-0-4, K. Jackson 3-1-4, J. Watt 3-0-3, B. Harris 2-1-3, C. Barwin 2-1-3, D. Sharpton 2-0-2, E. Mitchell 1-0-1, S. Keo 1-0-1, J. Crick 1-0-1, W. Mercilus 0-1-1, B. Ruud 0-1-1.

MISSED FIELD GOAL: None.

THE TEXANS

- Raised $34,400 at the team's gameday silent auction. The team announced on Friday that it would donate the proceeds from the auction to the Sandy Hook School Support Fund. Texans owner Bob McNair pledged to match the amount raised at the auction, meaning that he and his team will donate $68,800 to the fund.
- Fell to 6-2 at home this season, which is tied for the best mark at Reliant Stadium in team history (2007 and 2008).
- Reached the 400-point mark for the season, marking the first time in team history that Houston has scored 400 or more points in a season.
- Tied a franchise single-season record by recovering their 13th fumble of the season. It was the 29th takeaway overall this season for Houston, which is one shy of the team record of 30 set in 2004.
- Fell to 6-1 when scoring on the first possession of the game.
- Fell to 8-1 when scoring first.
- Trailed after the first quarter, at halftime and after three quarters. It was the fifth time this year that Houston trailed after one period and the fourth time the team trailed at halftime and after three quarters.
- Lost the time of possession battle for the third time this season and had fewer than 30:00 of possession for the second time this year. Houston held the ball for 35:38 in an overtime game in Week 12 at Detroit (11/22) but lost the time of possession.
- Fell to 2-2 when having a negative turnover margin this season.
- Failed to score a touchdown for the first time since a 35-6 loss to Dallas on 10/15/06, s span of 106 games.

TE OWEN DANIELS

- Extended his streak of consecutive games with a reception to 82 with a 6-yard catch on the final play of the first quarter.

RB ARIAN FOSTER

- Set a career high with his 328th rushing attempt of the season. He set the mark on his fourth carry of the game, a gain of 8 yards in the first quarter. With 10 carries today, Foster has 335 rushing attempts on the season.

K SHAYNE GRAHAM

- Tied his season long with a 51-yard field goal to cap Houston's opening possession. It was his 12th career kick of 50 yards or longer.
- Scored six points in the game, raising his season total to 128 points. That is the second-highest point total in Texans history and is also the second-highest point total in his career. K Neil Rackers holds the team record with 135 points in 2011, and Graham's career-high is 131 points in 2005 with Cincinnati.

ILB BRADIE JAMES

- Recovered a fumble in the third quarter. It was his second fumble recovery of the season and the 14th of his career.

WR ANDRE JOHNSON

- Passed WR Chad Johnson (11,059) for 27th on the NFL's all-time receiving yardage list, doing so on a 17-yard catch in the first quarter.
- Extended his franchise-record streak of consecutive games with a reception to 97 with a 5-yard catch in the first quarter.
- Became the second-fastest player in NFL history to reach 800 career receptions, doing so in his 137th career game. He reached the mark with his first catch of the game, a 5-yard catch in the first quarter.

Player	Games to 800	Career Total
Marvin Harrison	131	1,102
ANDRE JOHNSON	137	806
Torry Holt	142	920
Jimmy Smith	149	862
Jerry Rice	152	1,549

- Became the fifth player in NFL history to catch 100 or more passes in four seasons. He reached the century mark on his seventh catch of the game, a gain of 14 yards in the third quarter.

Player	100-Catch Seasons
Wes Welker	5
ANDRE JOHNSON	4
Jerry Rice	4
Marvin Harrison	4
Brandon Marshall	4
Reggie Wayne	4

- Surpassed 1,400 receiving yards for the season on a 17-yard catch in the first quarter. He became the 10th player in NFL history to top 1,400 yards in a season after the age of 30. Johnson now has 1,457 receiving yards on the season.

Player	Year	Age	Yards
Jerry Rice	1994	33	1,848
Marvin Harrison	2002	30	1,722
Jimmy Smith	1999	30	1,636
Wes Welker	2011	30	1,569
Jerry Rice	1993	31	1,503
Jerry Rice	1994	32	1,499
Randy Moss	2007	30	1,493
Stanley Morgan	1986	31	1,491
Brett Perriman*	1995	30	1,488
ANDRE JOHNSON	2012	31	1,457
Don Maynard	1967	32	1,434
Tim Brown	1997	31	1,408
Muhsin Muhammad	2004	31	1,405

* Turned 30 on Oct. 10, 1995

SS EDDIE PLEASANT

- Made his professional debut when he took the field for the opening kickoff. Pleasant was signed from the Texans practice squad on Friday and made a tackle on the opening kickoff of the second half.

FS GLOVER QUIN

- Led the team with a season-high 10 tackles, including nine solos, and had three tackles for loss.

DE J.J. WATT

- Became the ninth player in NFL history to record 20 or more sacks in a season when he sacked Minnesota QB Christian Ponder for a loss of 3 yards in the third quarter. The sack gave him 20.5 on the season.
- Forced a fumble in his fourth consecutive game. It was his fourth of the season, tying a franchise single-season record.
- Has now been responsible, in one way or another, for nine of Houston's 29 takeaways (31.0 percent) on the season. He has forced four fumbles, three of which were recovered by the Texans, has recovered two fumbles and has deflected four passes that resulted in Texans interceptions.

MISCELLANEOUS STATS

- Inactive players for the Texans were CB Alan Ball, G Antoine Caldwell, SS Quintin Demps, T Andrew Gardner, NT Terrell McClain, CB Stanford Routt and G Cody White.
- Captains for the Texans were ILB Tim Dobbins, WR Andre Johnson, FS Shiloh Keo, C Chris Myers, QB Matt Schaub, DE Antonio Smith and DE J.J. Watt. Schaub, Johnson and Smith went to midfield for the pregame coin toss.
- The Texans won the toss and elected to receive the opening kickoff.
- Sold out their 111th consecutive home game with a crowd of 71,688. Houston has sold out every preseason, regular season and postseason home contest in team history.

GAME 16 : Indianapolis 28, Houston 16

66,957 • Lucas Oil Stadium • Indianapolis, Ind. • Dec. 30, 2012

GAME SUMMARY

The Texans lost 28-16 to the Indianapolis Colts at Lucas Oil Stadium to finish the regular season 12-4 and squandered a chance to clinch home-field advantage throughout the AFC playoffs.

The Texans fell from the first to third seed in the AFC following victories by the Denver Broncos (13-3) and New England Patriots (12-4) on later in the afternoon.

Houston scored just one touchdown and three field goals on six trips inside the Colts' 30-yard line. QB Matt Schaub was sacked a season-high four times and threw two interceptions. Houston was penalized nine times for 64 yards.

The Colts, who were locked into the No. 5 seed in the AFC, did not rest any starters in coach Chuck Pagano's emotional return from leukemia. They led 14-6 at halftime. The Texans scored next on a 13-yard touchdown run by Arian Foster and took their first lead, 16-14, on a 37-yard field goal by Shayne Graham with 5:22 remaining in the third.

That lead lasted all of 12 seconds. Indy's Deji Karim returned the ensuing kickoff 101 yards for a touchdown, darting untouched through the middle of the Texans' coverage unit. The Colts then went ahead 28-16 with 11:22 remaining in the fourth quarter on a 70-yard touchdown pass from Andrew Luck to WR T.Y. Hilton on third-and-23.

The Texans looked poised to answer on their next drive after a 38-yard kickoff return by Keshawn Martin. Schaub completed three consecutive passes for 41 yards to the Indy 30-yard line. Two plays later, Schaub overthrew Andre Johnson down the left sideline and was picked off by CB Vontae Davis in the end zone with 9:46 remaining. The Colts ran out the remainder of the clock with a 15-play, 63-yard drive.

Johnson had 12 catches for 141 yards in the loss. Foster had 16 carries for 96 yards and a touchdown. DE J.J. Watt had four tackles for loss but did not have a sack, leaving him two shy of the NFL single-season sack record.

The Texans were 5-of-11 on third down (45 percent) but allowed the Colts to convert 9-of-15 (60 percent). They did not force any turnovers. Early in the second quarter, Watt and OLB Connor Barwin sacked Luck and forced a fumble that Whitney Mercilus recovered at the Indianapolis 14, but the play was overturned after officials determined that Luck's hand was going forward as the ball came loose.

The Colts took a 7-0 lead on the game's first possession with a one-yard touchdown pass from Luck to TE Coby Fleener, capping a 13-play, 75-yard drive. The Texans cut the deficit to 7-6 early in the second quarter with field goals of 51 and 37 yards by Graham.

Colts RB Vick Ballard scored a 1-yard rushing touchdown with two minutes left in the first half, six plays after Schaub was picked off by Davis for the first time. The Texans scored on their first two possessions of the second half before their next three drives ended in a three-and-out, missed 52-yard field goal and interception.

SCORING

SCORE BY PERIODS	1	2	3	4	OT	Total
Houston Texans	3	3	10	0	0	16
Indianapolis Colts	7	7	7	7	0	28

SCORING DRIVES

Team	Qtr	Time	Play Description (Extra Point) (Drive info)	HOU	IND
Colts	1	7:51	C.Fleener 1 yd. pass from A.Luck (A.Vinatieri kick) (13-75, 7:09)	0	7
Texans	1	0:06	S.Graham 51 yd. Field Goal (14-48, 7:45)	3	7
Texans	2	10:22	S.Graham 37 yd. Field Goal (5-44, 2:28)	6	7
Colts	2	2:00	V.Ballard 1 yd. run (A.Vinatieri kick) (6-39, 2:05)	6	14
Texans	3	9:25	A.Foster 13 yd. run (S.Graham kick) (12-84, 5:35)	13	14
Texans	3	5:22	S.Graham 37 yd. Field Goal (7-55, 2:28)	16	14
Colts	3	5:10	D.Karim 101 yd. kickoff return (A.Vinatieri kick) (0-0, 0:12)	16	21
Colts	4	11:22	T.Hilton 70 yd. pass from A.Luck (A.Vinatieri kick) (3-57, 1:51)	16	28

TEAM STATISTICS

	TEXANS	COLTS
TOTAL FIRST DOWNS	19	19
THIRD DOWN EFFICIENCY	5-11-45%	9-15-60%
FOURTH DOWN EFFICIENCY	0-0-0%	0-0-0%
TOTAL NET YARDS	352	265
NET YARDS RUSHING	102	81
NET YARDS PASSING	250	184
PASS ATTEMPTS-COMPLETIONS-HAD INTERCEPTED	36-24-2	28-14-0
KICKOFFS Number-In End Zone-Touchbacks	5-4-1	5-5-1
PUNTS Number and Average	2-50.5	5-42.0
Net Punting Average	41.0	37.4
FGs - PATs Had Blocked	0-0	0-0
TOTAL RETURN YARDAGE (Not Including Kickoffs)	23	45
PENALTIES Number and Yards	9-64	3-24
FUMBLES Number and Lost	0-0	0-0
TOUCHDOWNS	1	4
EXTRA POINTS Made-Attempts Kicking Made-Attempts	1-1	4-4
FIELD GOALS Made-Attempts	3-4	0-0
RED ZONE EFFICIENCY	1-3-33%	2-3-67%
GOAL TO GO EFFICIENCY	0-0-0%	2-2-100%
SAFETIES	0	0
TIME OF POSSESSION	28:51	31:09

INDIVIDUAL STATISTICS

RUSHING (Att-Yds): Houston, A. Foster 16-96, B. Tate 2-7, M. Schaub 2-(-1). Indianapolis, V. Ballard 27-78, D. Allen 1-2, A. Luck 5-1.
PASSING (C-A-Y-I): Houston, M. Schaub 24-36-275-2. Indianapolis, A. Luck 14-28-191-0.
RECEIVING (Rec-Yds): Houston, A. Johnson 12-141, K. Walter 3-51, O. Daniels 3-27, A. Foster 2-23, J. Casey 2-11, D. Posey 1-16, G. Graham 1-6. Indianapolis, T. Hilton 4-111, R. Wayne 4-40, D. Allen 2-21, V. Ballard 2-9, M. Moore 1-9, C. Fleener 1-1.
SACKS (Sk-Yds): Houston, A. Smith 1.0-7. Indianapolis, L. Guy 1.0-8, D. Freeney 1.0-6, C. Geathers 1.0-9, J. Westerman 1.0-2
INTERCEPTIONS (Int-Yds): Houston, none. Indianapolis, V. Davis 2-26.
TACKLES (S-A-T): Houston, K. Jackson 6-2-8, B. James 5-3-8, G. Quin 3-2-5, A. Smith 4-0-4, J. Watt 4-0-4, B. Ruud 3-1-4, C. Barwin 2-2-4, E. Mitchell 2-1-3, D. Manning 1-2-3, Q. Demps 2-0-2, J. Crick 1-0-1, D. Sharpton 0-1-1, T. Dobbins 0-1-1, W. Mercilus 0-1-1. Indianapolis, C. Vaughn 10-0-10, J. Freeman 7-3-10, A. Bethea 6-0-6, V. Davis 5-0-5, R. Mathis 3-0-3, P. Angerer 1-2-3, L. Guy 2-0-2, D. Freeney 2-0-2, M. Tevaseu 1-1-2, J. Lefeged 0-2-2, C. Geathers 1-0-1, J. Westerman 1-0-1, R. Matthews 1-0-1, J. Hughes 1-0-1, D. Butler 1-0-1.
MISSED FIELD GOAL: Houston, S. Graham (52WR).

THE TEXANS
- Limited the Colts to 265 yards of total offense in the game. It was the seventh time this season that Houston has held an opponent to less than 300 yards of total offense.
- Tied the franchise record for touchdowns in a season when they scored their 46th of the year on RB Arian Foster's 13-yard run in the third quarter.
- Outrushed Indianapolis, 102-81. Houston fell to 11-1 this season and 48-17 under Head Coach Gary Kubiak when outrushing its opponents.
- Trailed at the end of the first quarter for the sixth time this season and trailed at halftime and after three quarters for the fifth time in each instance. Houston fell to 2-4 this season when trailing after the opening period and 1-4 when trailing at halftime and after three quarters.

HEAD COACH GARY KUBIAK
- Challenged a play in the first quarter, arguing that the Indianapolis defense had 12 players on the field. Kubiak lost the challenge, dropping his record on coaches' challenges to 1-2 on the season and 13-29 for his career.

TE OWEN DANIELS
- Extended his streak of consecutive games with a reception to 83 with a 6-yard catch in the first quarter. The catch gave him 60 receptions for the third time in his career and the first time since 2008.
- Surpassed 700 receiving yards for the third time in his career and the first time since 2008, doing so on his second catch of the game, a gain of 6 yards in the second quarter.

RB ARIAN FOSTER
- Scored the 50th touchdown of his career on a 13-yard run in the third quarter. The touchdown also pushed his point total to 102 for the season, giving him his second career 100-point season. He scored 108 points in 2010.
- Reeled off a 39-yard gain in the third quarter, which was his second-longest run of the season. Foster had a 46-yard run in Week 5 at the New York Jets (10/8).
- Recorded his 1,000th career rushing attempt on his sixth carry of the game, a loss of 3 yards in the second quarter.

K SHAYNE GRAHAM
- Set the franchise single-season scoring record with his third field goal of the game, which gave him 138 on the year. The previous high was 135 points by K Neil Rackers in 2011.
- Tied his season long with a 51-yard field goal in the first quarter. It was Graham's fourth field goal of 50 yards or longer this season, which is a career single-season high. He had three 50+ yard field goals in 2004 for Cincinnati.
- Booted a 37-yard field goal in the second quarter which raised his season point total to a career-high 134. His previous high was 131 points in 2005 for Cincinnati.

CB KAREEM JACKSON
- Led the team with eight tackles, including six solo stops, and had one pass defensed. The eight tackles were one shy of his career high of nine set in Week 3 at Denver (9/23).

WR ANDRE JOHNSON
- Set a career high in receiving yardage. Johnson finished the season with 1,598 yards, topping his previous high of 1,575 yards in 2008. His 112 catches were the second-most in his career, trailing only his total of 115 from 2008.
- His 1,598 receiving yards were the fourth-most by a player over the age of 30 in NFL history.

PLAYER	YEAR	AGE	YARDS
Jerry Rice	1994	33	1,848
Marvin Harrison	2002	30	1,722
Jimmy Smith	1999	30	1,636
Andre Johnson	2012	31	1,598

- Surpassed 1,500 receiving yards for the third time in his career, joining Hall of Famer Jerry Rice (4) and Marvin Harrison (3) as the only players in NFL history to surpass the 1,500-yard mark three or more times. Johnson topped the milestone on a 39-yard catch in the second quarter.

Player	1,500-Yard Seasons
Jerry Rice	4
Andre Johnson	3
Marvin Harrison	3

- Joined Marvin Harrison as the only players in NFL history to record three seasons with more than 100 receptions and 1,500 receiving yards. Hall of Famer Jerry Rice is the only other player with multiple 100-1,500 seasons in his career.

PLAYER	1,500-YARD SEASONS
Andre Johnson	2008, 2009, 2012
Marvin Harrison	1999, 2001, 2002
Jerry Rice	1990, 1995

- Recorded his 17th career game with 10 or more receptions and 100 or more yards, which is the most in NFL history. Johnson entered the day tied with New England WR Wes Welker.
- Surpassed 100 receiving yards on his 10th catch of the game, a pickup of 14 yards in the third quarter. It was his NFL-record 18th game with double-digit receptions; it was also his 44th career 100-yard game and his sixth this season.
- Passed WR Keyshawn Johnson (814), WR Henry Ellard (814) and Hall of Fame TE Shannon Sharpe (815) for 22nd on the NFL's all-time receptions list. He now has 818 career catches.
- Extended his franchise-record streak of consecutive games with a reception to 98 with a 8-yard catch in the first quarter.

SS DANIEAL MANNING
- Returned his first kickoff of the season for 18 yards.

QB MATT SCHAUB
- Surpassed 4,000 passing yards in a season for the third time in his career. He entered the game needing 267 yards to reach the milestone and topped it with an 18-yard completion to RB Arian Foster in the fourth quarter. Schaub finished the season with 4,008 yards.

DE ANTONIO SMITH
- Established a career high for sacks with 7.0 when he sacked Indianapolis QB Andrew Luck for a loss of 7 yards in the second quarter. Smith's previous high was 6.5 sacks in 2011.

DE J.J. WATT
- Batted down his 16th pass of the season when he swatted away a throw in the second quarter.
- Registered four solo tackles, all of which were behind the line of scrimmage, and had one quarterback hit on an incomplete pass. When combined with his pass defensed, he finished the game with six plays for no gain or negative yardage, giving him 95 such plays on the season.

MISCELLANEOUS NOTES
- Inactive players for the Texans were CB Alan Ball, G Antoine Caldwell, T Andrew Gardner, NT Terrell McClain, OLB Brooks Reed, CB Stanford Routt and G Cody White.
- Captains for the Texans were ILB Tim Dobbins, WR Andre Johnson, FS Shiloh Keo, C Chris Myers, QB Matt Schaub, DE Antonio Smith and DE J.J. Watt. Schaub, Johnson and Smith went to midfield for the pregame coin toss.
- The Colts won the toss and elected to receive the opening kickoff.

BOB McNAIR

FOUNDER, CHAIRMAN & CEO

Robert C. McNair, a leading businessman, sportsman and philanthropist in the city of Houston for more than 50 years, is the founder, chairman and chief executive officer of the Houston Texans. McNair is perhaps best known in the business community as the founder of Cogen Technologies, which was sold in 1999. Cogen was the largest privately-owned cogeneration company in the world, with aggregate capacity of 1,400 megawatts.

McNair serves as chairman of The McNair Group, headquartered in Houston, where he oversees an investment portfolio that includes interests in two cogeneration plants in the eastern United States. McNair owns Palmetto Partners, Ltd., and RCM Financial Services, L.P., private investment entities that manage the McNairs' private and public equity investments, and is a member of the Texas Business Hall of Fame.

Committed to bringing a National Football League team to Houston, McNair formed Houston NFL Holdings in 1998. On Oct. 6, 1999, the NFL announced that the 32nd NFL franchise had been awarded to McNair, returning football to the city of Houston in 2002. McNair's efforts brought Super Bowl XXXVIII to Reliant Stadium in 2004.

The Texans had their best season in 2012 by posting an unprecedented 12-4 record and winning their second consecutive AFC South title. Head coach Gary Kubiak directed one of the league's best offenses behind the play of veteran Pro Bowlers Andre Johnson, Matt Schaub, and Arian Foster. Defensively, Houston was one of the NFL's best once again in 2012. Second-year defensive end J.J. Watt solidified himself as a premier player with his NFL leading 20.5 sacks and 16 passes defensed. The Texans posted a 5-1 division record and had a team-record eight Pro Bowl selections.

Prior to the 2012 season, the Texans went 10-6 in the 2011 regular season, won their first AFC South title and advanced to the Divisional Round of the playoffs. Kubiak led the team through a glut of injuries to key players. The Texans clinched their division and won a Wild Card playoff game over Cincinnati with a rookie third-string quarterback, T.J. Yates, at the helm. Kubiak orchestrated the League's second-ranked rushing offense, while Texans defensive coordinator Wade Phillips guided the NFL's second-ranked defense.

McNair is actively involved in NFL affairs, serving as chairman of the Finance Committee and as a member of the Audit, Stadium and Expansion committees.

As founder and chairman emeritus of the Texas Bowl, McNair revived Houston's collegiate bowl game on Dec. 28, 2006. The game now features teams from the Big 12 and Big Ten conferences and on average draws 62,000 fans each year to Reliant Stadium. In 2012, the game between Texas A&M and Northwestern drew 68,395 fans, making it the third-largest non-BCS bowl game in the country. McNair selected DePelchin Children's Center as the charity beneficiary of the bowl in 2006. DePelchin has been awarded nearly $500,000 and received more than $10,000,000 in promotional value. In April 2011, Meineke Car Care signed a three-year entitlement deal with the Texas Bowl to make it the Meineke Car Care Bowl of Texas.

Stonerside Stable, a major thoroughbred horse farm in Kentucky, is also among McNair's successes. A 1,947-acre thoroughbred horse farm and racing stable, Stonerside was home to more than 275 racehorses, broodmares, yearlings and weanlings. From its inception in 1994, Stonerside won 72 Graded Stakes races including Grade I wins in the Belmont, Breeders' Cup Mile, the Travers, the Haskell, the Hollywood Gold Cup, the Cigar Mile, the Carter, the Swaps, the Wood Memorial, the Matriarch and the Oak Leaf Stakes. Stonerside also has finished second and third in the Kentucky Derby and was the co-breeder of Fusaichi Pegasus, winner of the Derby in 2000. Stonerside has bred the winners of more than $50 million, including the 2008 Breeders' Cup Classic winner Raven's Pass and 2008 Champion American Juvenile colt Midshipman, the winner of the Breeders' Cup Juvenile. Stonerside was named breeder of the year in 2007 and 2008 by Kentucky horsemen. McNair served on the boards of the Breeders' Cup and Thoroughbred Owners and Breeders Association. He was awarded the Allan Bogan Memorial award for outstanding services to the Texas Thoroughbred Association. McNair is a member of the prestigious Jockey Club, which governs the sport of thoroughbred racing. In October 2008, McNair sold Stonerside Farm and Racing Stable.

McNair is chairman of The Robert and Janice McNair Foundation, The Robert and Janice McNair Educational Foundation in Forest City, N.C., and the Houston Texans Foundation. The McNair Foundation was honored as the 2003 Outstanding Philanthropic Foundation by the Association of Fundraising Professionals, and in November 2004, the Foundation was honored by the Houston Independent School District with a Hall of Fame Award. Young Audiences of Houston awarded the Foundation its Houston Community Arts Partner Leadership Award in 2008. The McNair Foundation was honored by the Neuhaus Education Center in March 2012 for its loyal support over the past 15 years. The Foundation was one of several honored at the Mayor's Literacy Leadership Breakfast in May 2012 for its support of literacy training for adults.

The McNairs have given generously to a wide array of charitable, scientific, literary, educational and religious organizations through The Robert and Janice McNair Foundation. Major support has been given to scholarship programs at Baylor College of Medicine's MD/PhD Program, the University of South Carolina, Columbia College, Austin College, Virginia Tech and Houston Community College. Educational initiatives supported include the HISD Fine Arts Program, Project GRAD, Teach for America, Neuhaus Education Center and local charter schools. Contributions to the community include the McNair Asian Elephant Habitat at the Houston Zoo, the jogging trail at Discovery Green, Equestrian Center for the San Jacinto Girl Scouts, McNair Cub Scout Adventure World, the Computer Training Center Room for the United Way, McNair Hall at Houston Baptist University's Cultural Arts Center, and sponsorship of community outreach programs for the Houston Symphony and Houston Grand Opera. The McNairs endowed the Janice and Robert McNair Chair in Public Policy at the James A. Baker III Institute for Public Policy at Rice University, which currently is held by the founding director, The Honorable Edward P. Djerejian. The McNairs turned their philanthropic focus to medical research in 2007 and gave a transformational gift to establish the McNair Medical Institute at Baylor College of Medicine to fund the McNair Scholars Program, which recruits top physicians/scientists in the fields of juvenile diabetes, breast and pancreatic cancer and the neurosciences. Additional McNair Scholars Programs were established at M.D. Anderson, Menninger Clinic, Texas Children's Hospital and Texas Heart Institute. One of the McNairs' more interesting projects supported in 2012 was the adoption of two horses for the Houston Police Department's Mounted Patrol by contributing annually for their upkeep. The McNairs renamed the horses Texan Star and Cushing 56.

McNair is the recipient of many awards, including the Anti-Defamation League's Torch of Liberty Award, the Northwood University Outstanding Business Leader Award, the Association for Private Enterprise Education's Herman W. Lay Memorial Award, the Distinguished American Award from the Houston Chapter of the National Football Foundation, the Distinguished Citizen Award from the Rotary Club of Houston, The South Main Center Association City Builder Award, the Houston Advertising Federation Annual Trailblazer Award recognizing him for significantly enhancing the overall image of Houston both locally and globally, the Distinguished Citizen Award from the Sam Houston Area Council of the Boy Scouts of America, The Denton A. Cooley Leadership Award from the Texas Heart Institute, the Freedoms Foundation at Valley Forge National Award for Outstanding Patriotism, Responsible Citizenship and Community Involvement and the Fellowship of Christian Athletes President and Mrs. George H. W. Bush Community Impact Award. In June 2005, Rice University announced that the newest building on the campus, the 167,000-square-foot home of the Jesse H. Jones Graduate School of Management, had been officially named Janice and Robert McNair Hall by the Rice board of trustees. In January 2006, the McNairs were the recipients of the Texas Association of Partners in Education Award for the Texas Outstanding Sports Partnership. In October 2007, the Baylor College of Medicine bestowed its first Pink Ribbon Hero Award for Ambassadorship on the McNairs for their support of past Pink Ribbon Houses and for their commitment to the fight against cancer. In April 2009, the McNairs were honored at the annual KIPP Academy dinner as devoted supporters of education for inner city and underprivileged youth. In May 2009, McNair was named Entrepreneur of the Decade by the Houston Technology Center. In November 2009, McNair was awarded the James A. Baker III Prize for Excellence in Leadership, which recognizes nationally and internationally renowned leaders for their excellence in public service and civic life. In December 2009, McNair received the inaugural Rotary Lombardi Humanitarian Award. In February 2010, Janice and Bob McNair received the Encore for Excellence Award from the High School for the Visual and Performing Arts for their support of the fine arts in the Houston Independent School District. In April 2010, the McNairs received the Kezia DePelchin Award for their support of the DePelchin Children's Center and long history of philanthropic efforts in the Houston area. In May 2010, McNair was inducted into the South Carolina Athletic Hall of Fame. McNair also is a founder of the Cotswold project, a revitalization project focused on downtown Houston. The Association of Fundraising Professionals honored the McNairs at their National Philanthropy Day Luncheon on Nov. 3, 2010, with their Maurice Hirsch Award for Philanthropy, the highest recognition given to honor an individual or family for their exceptional generosity and outstanding civic and charitable responsibility. The McNairs were selected to be featured as Houston Treasures in "The Social Book – 2011," a Houston publication. McNair was honored by the Junior Achievement of Southeast Texas as a member of the Class of 2011 Laureates, JA Hall of Achievement, in April 2011. Texas Children's Cancer Center honored the McNairs as the 2011 Community Champions in September 2011. The McNairs were honored to serve as headliners of the Escape Family Resource Center's annual Celebrity Serve Benefit in April 2012.

McNair is a current or past member of the boards of trustees of a number of institutions, including Rice University; Baylor College of Medicine; the Texas Heart Institute; Houston Grand Opera; the Museum of Fine Arts, Houston; the Greater Houston Partnership; the Greater Houston Convention and Visitors Bureau; the Free Enterprise Institute; the Sigma Chi Foundation; the Federal Reserve Banks of Dallas and Houston; and the World Presidents' Organization.

Born in Tampa, Fla., McNair and his wife, Janice Suber McNair, have been residents of Houston since 1960. Mr. McNair graduated from the University of South Carolina in Columbia in 1958 with a Bachelor of Science degree, and Mrs. McNair is a 1959 graduate of Columbia College in Columbia, S.C. In 1999, Mr. McNair received an honorary Doctor of Humane Letters degree from the University of South Carolina. In May 2010, he was presented with an honorary Doctor of Humanities in Medicine from Baylor College of Medicine.

RICK SMITH

GENERAL MANAGER/ EXECUTIVE VICE PRESIDENT

Rick Smith is in his seventh season as Texans general manager and second as executive vice president, overseeing all aspects of football operations. Smith inherited a two-win team when he was named general manager on June 5, 2006 and has since worked closely with the coaching and scouting staffs to build the Texans into a playoff team by identifying and signing elite players who have helped produce an exciting brand of football.

Smith has steadily strengthened Houston's roster through the draft, free agency and trades. His main philosophy has been to build through the draft and supplement via free agency with a thorough and innovative front office staff that has the Texans pointed toward sustained success.

One of Smith's greatest successes in the draft thus far came in 2009, when the Texans drafted Brian Cushing with the 15th overall pick. The former USC linebacker went on to earn NFL Defensive Rookie of the Year and Pro Bowl honors, and led the team in tackles in 2011 for the second time in three years. Smith also signed running back Arian Foster as an undrafted rookie free agent in 2009. Foster had a breakout year in 2010, leading the NFL with 2,220 yards from scrimmage, 20 touchdowns scored and 1,616 yards rushing, the most ever by an undrafted player, in addition to earning Pro Bowl and All-Pro honors.

Smith has orchestrated several trades that have benefited the Texans greatly, including a deal with Atlanta in 2007 that brought quarterback Matt Schaub to Houston. Since then, Schaub has become the Texans' all-time leading passer, the 12th player in NFL history to throw for more than 4,000 yards in back-to-back seasons (2009-10), led the NFL in passing in 2009 with 4,770 yards, was named the 2010 Pro Bowl MVP and has helped lead Houston's offense to a top-four NFL ranking each year from 2008-10. In 2008, Smith traded with Denver for center Chris Myers, who became the first lineman in Texans history to make the Pro Bowl. Both Myers and Foster were signed to long-term deals in the 2012 offseason.

Smith has also been active in league affairs while at the helm of the Texans. He was appointed to the NFL's prestigious Competition Committee by NFL Commissioner Roger Goodell on Dec. 5, 2008 and was an original member of the General Managers Advisory Committee, which provides advice and other feedback to the NFL Football Operations department on the integrity of the game, expansion of technology and other ways to improve the game. In addition, Smith has earned recognition from his peers and was honored with the Tank Younger Award in 2008, presented annually by the Fritz Pollard Alliance for outstanding work in an NFL front office.

The fruits of Smith and his staff's labor were never more plentiful and apparent than the successes of the 2011 season. Houston's depth, built up through the draft and free agency, allowed the team to persevere through a potentially catastrophic glut of injuries to earn the franchise's first playoff berth and AFC South division title, and set a franchise record with a seven-game winning streak. Houston lost Schaub and backup quarterback Matt Leinart in consecutive games, Pro Bowl outside linebacker Mario Williams, rookie punter Brett Hartmann, special teams stalwart Dominique Barber and linebacker Darryl Sharpton to season-ending injuries. In addition, All-Pro wide receiver Andre Johnson missed more than half the season with a hamstring injury, and starting free safety Danieal Manning and starting right guard Mike Brisiel missed three games apiece with broken fibulas.

A next-man-up attitude, talent and depth helped the Texans weather the storm. Foster, who was re-signed prior to training camp, was elected to his second consecutive Pro Bowl. Cornerback Johnathan Joseph, widely considered one of the top unrestricted free agent signees heading into the 2011 season, was named to his first Pro Bowl. Connor Barwin moved from strongside linebacker into Williams' weakside spot and recorded 11.5 sacks. Tight end Owen Daniels, who Smith re-signed following the 2010 season, led the team with 54 receptions for 677 yards. Perhaps the most impressive example of Houston's depth was the play of rookie fifth-round draft pick T.J. Yates. Yates was pressed into action following the losses of Schaub and Leinart and became the first rookie quarterback to orchestrate comeback wins in his first two starts since 1968, including Houston's playoff-clinching victory at Cincinnati in Week 13.

The Texans finished 2011 with the NFL's second-ranked defense, a dramatic improvement over the unit that ranked 30th in the NFL in 2010. Houston's 91.2-yard improvement was the third-greatest leap for a defense from one year to the next since 1970. On offense, Houston set a franchise rushing record for the second straight season and ranked second in the NFL with 153.0 rushing yards per game.

Prior to a trying but successful 2011 season, the Texans' primary focus was finding the right personnel through free agency and the draft to put the defense in a position to succeed as it switched to a 3-4 scheme from a 4-3. Smith and his staff had to change their perspective on evaluating draft and free agent prospects leading into the offseason. For the second year in a row, Smith put together a pair of draft day trades, acquiring picks from New England in the second round and Washington in the fifth round on the way to drafting defensive players with six of Houston's eight picks. Smith continued to focus on defense during the abbreviated 2011 free-agency period, signing Joseph (Cincinnati) and Manning (Chicago).

Houston's 2011 draft class played in a combined 69 games with 32 starts and was led by Wisconsin defensive end J.J. Watt and Arizona's Brooks Reed. The 6-foot-6, 292-pound Watt was taken with the 11th overall pick and Reed, who was widely regarded as having first-round talent, was taken with Houston's first pick in the second round. Watt (5.5 sacks) and Reed (6.0 sacks) became the first rookie teammates to record more than five sacks apiece since 1996. Watt was the team's Rookie of the Year and earned All-Rookie honors, while Reed set the franchise rookie sack record at strongside linebacker.

Smith selected Yates in the fifth round with the pick acquired in the trade with Washington. Yates went on to become the fourth rookie fifth-round draft pick to win his first career start since the 1970 AFL-NFL merger. Cornerback Brandon Harris, who was taken with the second-round pick acquired in the New England trade, played in seven games, primarily on special teams. Fifth-round pick, safety Shiloh Keo, played in 10 games on special teams. Offensive tackle Derek Newton was taken in the seventh round and played in 14 games.

Several rookie free agents contributed in 2011, including Hartmann, who set franchise records for kickoff touchbacks, net punting average and had the two longest punts in Texans history before his injury. Houston's undrafted rookies played in a combined 39 games in 2011.

Houston approached the 2012 draft with the same mentality Smith has instilled since joining the organization, emphasizing player value above need and staying true to its player evaluation board. Smith and his staff bolstered positions on both sides of the ball, beginning with the defense. The Texans took Illinois outside linebacker Whitney Mercilus with the 26th overall pick. The 6-foot-4, 261-pound Mercilus led the country in sacks per game and forced fumbles with nine as a junior at Illinois in 2011. Mercilus was named to the All-Big Ten First Team, won the Ted Hendricks Defensive End of the Year Award and earned numerous All-America accolades.

Smith executed his sixth draft-day trade in the last three years on Day 2 of the draft, swapping Houston's second- and seventh-round picks to Tampa Bay for the fifth pick in the third round and 31st pick in the fourth round (68th and 126th overall picks). The Texans took Ohio State wide receiver DeVier Posey with their first pick in the third round and then grabbed massive Miami (Ohio) guard Brandon Brooks with the 13th pick of the third round. Posey hauled in 136 passes for 1,955 yards and 18 touchdowns in his career at Ohio State. Brooks was an honorable mention All-America who started 41-of-45 games in college and has the speed to work in the Texans' blocking scheme despite his 6-foot-5, 346-pound frame.

Brooks' selection was due in part to another trade Smith made in March that sent linebacker DeMeco Ryans and the Texans' third-round slot (26th) to Philadelphia for the 13th pick in the third round and the fourth pick in the fourth round. The Texans used the fourth-round pick in the Philadelphia trade to grab All-SEC center Ben Jones from Georgia before selecting dynamic wide receiver and returner Keshawn Martin from Michigan State with the 26th pick in the fourth round. Jones played 49 games in the trenches against college football's best defenses while serving as a team captain at Georgia. Martin scored touchdowns five different ways during his career and caught 66 passes for 777 yards and four touchdowns as a senior.

Houston used its other fourth-round pick from the Tampa Bay trade to select Nebraska defensive end Jared Crick. Though limited by a pectoral injury as a senior, the team captain still managed 20.0 sacks in his collegiate career and set a school record with 5.0 sacks against Baylor in 2009. Smith selected All-American and 2011 Lou Groza Place-Kicker Award winner Randy Bullock from Texas A&M in the fifth round. Bullock is the first kicker ever drafted by the Texans and set school records with 365 points scored and 63 field goals. The Texans rounded out the draft in the sixth round with Purdue tackle Nick Mondek, a converted defensive tackle who started 25 games as a junior and senior.

In 2010, 14 players who the Texans signed or acquired during Smith's tenure started 10 or more games. Houston's offense finished the 2010 season ranked among the NFL's top four offenses for the third straight season, finishing third with a franchise-record 386.6 yards per game. The offense, keyed by Foster's breakout performance and Schaub's second-straight 4,000-yard passing season, was the only unit ranked in the NFL's top 10 in passing (fourth) and rushing (seventh). Perennial Pro Bowler Johnson, who Smith signed to a multi-year contract extension prior to the season, finished with 1,216 yards receiving despite playing with an ankle injury all season that caused him to miss three games entirely. The 2010 Texans were only the third team in NFL history to have a 4,000-yard passer, 1,000-yard receiver and 1,600-yard rusher.

The Texans selected Alabama cornerback Kareem Jackson in the first round of the 2010 draft. Jackson started all 16 games and had two interceptions. Second-round pick Ben Tate suffered a season-ending injury in the 2010 preseason but bounced back in 2011 to rush for 942 yards. Houston's third-round selection, defensive tackle Earl Mitchell, steadily worked his way into the defensive line rotation and played in 15 games with 28 tackles and a sack. Sharpton, who was selected in the fourth round out of Miami, came on strong at the end of the season, starting six games and totaling 34 tackles.

Houston posted its first winning season in 2009, going 9-7 and narrowly missing the playoffs. The Texans had five Pro Bowlers in 2009, including three from Houston's defense—Ryans, Williams and Cushing—to go alongside offensive counterparts Schaub and Johnson. Cushing led all rookies in tackles with 133 and tied for the team lead with four interceptions on his way to being named the Associated Press Defensive Rookie of the Year.

The Texans took eight players in the 2009 draft, including four who started at least one game. In addition to Cushing's rookie success, Barwin was taken in the second round and led all NFL rookie defensive ends with 4.5 sacks. Guard Antoine Caldwell started three of the 11 games he played at right guard while fourth-rounder Glover Quin started 12 games at cornerback. All totaled, four 2009 draft picks started a combined 32 games.

Smith has also had success drafting in the later rounds, taking 24 players between the fourth and seventh rounds from 2007-11. Those players have combined to start 158 games for the Texans, with Quin starting the most at 44 games.

In his former role with the Broncos, Smith was responsible for evaluating players from around the NFL as well as those in NFL Europe, the Canadian Football League, the Arena Football League and other professional leagues. He also played a central role in the club's preparation for the college draft and was one of the Broncos' primary negotiators for player contracts.

With Smith heading the pro personnel department, the Broncos posted the league's fifth-best regular-season record from 2000-05, going 61-35 (.635). The 61 wins were the most of any AFC West team during that span, 10 more than the next closest team, Kansas City. Not surprisingly, Denver was one of only four teams in the NFL to reach the playoffs each season from 2003-05.

Before moving into the front office, Smith spent four years as the Broncos' assistant defensive backs coach and earned two Super Bowl rings while helping guide a unit that consistently ranked as one of the league's best. The team won more games from 1996-98 (46) than any club during that three-year period.

Smith joined the Broncos on April 3, 1996, following a two-year stint as defensive backs coach at his alma mater, Purdue University. He left Purdue in February to accept a coaching position at TCU, but spent just one month at the school before being hired by the Broncos.

A 1992 graduate of Purdue, Smith began his coaching career as a graduate assistant with the Boilermakers shortly after his graduation, serving as the school's assistant strength and conditioning coordinator. After serving as the team's tight ends coach for one season as a graduate assistant, Smith was then hired as the secondary coach, becoming the youngest full-time position coach in the Big Ten Conference at the time at the age of 24.

Smith started at strong safety and was a defensive captain for Purdue as a senior in 1991. A native of Petersburg, Va., he attended Meadowdale High School in Dayton, Ohio. Smith is also a member of the Fellowship of Christian Athletes.

Smith and his wife, Tiffany, live in Houston with sons, Robert LaMar and Christian LaMar, and daughter, Avery Jordan.

GARY KUBIAK
HEAD COACH
SEVENTH SEASON WITH TEXANS/19TH NFL SEASON

Gary Kubiak has constructed a talent-laden roster and installed an offensive system that has ranked among the NFL's best since taking the reins of the Houston Texans. Kubiak guided the Texans to their second-consecutive AFC South title and a 12-4 record in 2012. He has a franchise-record 60 wins (including the playoffs) since being named the second head coach of the Houston Texans on Jan. 26, 2006.

The Houston native has led the Texans to the five best seasons in franchise history, going 8-8 in 2007 and 2008 before producing the first winning season in team history in 2009, narrowly missing the playoffs at 9-7. Kubiak was named the AFC Coach of the Year by Kansas City-based NFL 101 after leading the Texans to a 10-6 regular season record and the franchise's first AFC South division crown, playoff berth and playoff win in 2011. His tenure has been marked by offensive proficiency, producing the top five scoring, total offense and passing season marks in franchise history from 2007-11. The top two rushing seasons in franchise history have come on Kubiak's watch as well, including a franchise-record 153.0 yards per game in 2011, which ranked second in the NFL.

Four of the Texans' top five defensive seasons have come under Kubiak, including the third-largest defensive turnaround in NFL history from 2010 to 2011. The 2011 Texans gave up 285.7 yards per game to rank second in the League after giving up 376.9 yards per game and ranking 30th in 2010.

Strong team performances on offense and defense have been sparked by some outstanding individual efforts under Kubiak. 25 of the 29 Pro Bowl elections in team history have come during Kubiak's tenure and the Texans are the only team in the NFL to produce a rushing, receiving and passing yardage champion since Kubiak became head coach.

One of Kubiak's primary goals upon arriving in Houston was to create a home field advantage at Reliant Stadium, and he has made significant strides in that direction. The Texans have posted a 35-21 (.625) home record since 2006 and have had at least a .500 record at home in each of Kubiak's seven seasons. The team was 10-22 (.315) at home prior to Kubiak's arrival.

In 2011, Houston's offense battled through a glut of maladies to reach the playoffs for the first time, including season-ending injuries to quarterbacks Matt Schaub and Matt Leinart. Despite the injuries, Houston posted a franchise-record seven-game winning streak, ranked second in the NFL in rushing and became the first team since 2003 to win three consecutive games with three different starting quarterbacks. Rookie quarterback T.J. Yates led a stretch run to the playoffs, while cornerback Johnathan Joseph, center Chris Myers and defensive end Antonio Smith earned their first trips to the Pro Bowl, and running back Arian Foster earned his second consecutive selection. The Texans defeated Cincinnati 31-10 in the franchise's first playoff game on Jan. 7, 2012 at Reliant Stadium.

The Texans experienced key injuries on defense and a number of last-minute losses to finish the 2010 season at 6-10. While the 2010 season fell short of expectations, the Texans set a team record for total offense for the fourth consecutive season and ranked third in the NFL, averaging 386.6 yards per game. Houston was the only AFC team to rank in the top 10 in both rushing (seventh with 127.6 yards per game) and passing (fourth with 259.0 yards per game).

The offense produced three Pro Bowl selections in 2010, with the backfield combination of Foster and fullback Vonta Leach making their first trips to Hawaii, while wide receiver Andre Johnson fought through injury to make his fifth Pro Bowl. Foster essentially re-wrote the team single-game and season rushing records on the way to becoming the Texans' first-ever NFL rushing champion. The former practice squad player set an NFL record for an undrafted back with 1,616 yards rushing and also led the League with 2,220 yards from scrimmage and 18 total touchdowns.

Foster's breakout year was complemented by Schaub becoming the 12th player in NFL history to throw for 4,000-plus yards in back-to-back seasons; and the duo became just the second pair of teammates in NFL history to lead the League in passing yards one year and rushing yards the next year.

Kubiak guided the Texans to a 9-7 record in 2009, highlighted by a season-ending four-game win streak to capture the franchise's first winning season. Houston narrowly missed its first-ever playoff berth, losing a tie-breaker for the final spot on the last day of the season. The 2009 Texans set franchise records for total offense, scoring offense, total defense and scoring defense. A franchise-record five players earned trips to the Pro Bowl, led by Pro Bowl MVP Schaub.

The 2008 Texans matched their record from the year before, going 8-8 despite an 0-4 start in the aftermath of Hurricane Ike, which devastated much of Houston and southeast Texas. Houston became just the 10th team in NFL history to finish at .500 or better after an 0-4 start. Houston was one of 11 teams to go 8-4 or better over the last 12 games; nine of those teams were in the playoffs. The offense enjoyed its most productive season, ranking third in the NFL and setting a franchise record with 6,113 total yards.

In Kubiak's second season, the team achieved the best record in franchise history to that point, finishing 8-8. The Texans won three of their last four and five of their last seven to finish the season at .500. Kubiak's team also set a franchise mark with a 6-2 record at Reliant Stadium after going 4-4 at home in 2006, which was the best home mark at the time.

In his rookie season, Kubiak tripled the team's win total of the previous year, guiding the club to a 6-10 record. The six victories included wins in three of the last five games of the season and the franchise's first ever win against Indianapolis. All six wins came against AFC opponents, giving the Texans their most wins against conference foes in team annals to that point.

Kubiak came to Houston with the reputation of being an offensive mastermind and has lived up to that billing. In 112 regular-season games under Kubiak, Houston has averaged 356.1 yards per game, which ranks third in the AFC and eighth in the NFL, compared to an average of 266.5 yards per game from 2002-05, which was last in the AFC and 31st in the NFL. Houston has averaged 22.6 points per game under Kubiak to rank fourth in the AFC and is 6.4 points per game better than before his arrival.

The most dramatic improvement has been made by the offensive line. After giving up a League-worst 68 sacks in 2005, the line has allowed an average of 31.1 per season under Kubiak. This has allowed the passing game to flourish, averaging 240.6 yards per game to rank fourth in the AFC since 2006. The line also allowed the Texans rushing attack to average 115.5 yards per game during the last six years, another improvement from the first four years.

Kubiak has made a habit of surrounding himself with great coaches throughout his tenure in Houston. One of his first hires in 2006 was former Green Bay head coach Mike Sherman, who served as the assistant head coach/offense and then offensive coordinator in Kubiak's first two seasons. In 2008, Kubiak bolstered his staff with two of the brightest minds in football, hiring offensive line guru Alex Gibbs as the assistant head coach/offense and 1995 NFL Coach of the Year Ray Rhodes as the assistant defensive backs coach. In 2010, he hired former Denver Broncos teammate and colleague, Rick Dennison, as offensive coordinator. The Texans set a franchise record for total yards in 2010 and have set the franchise rushing record in consecutive seasons since Dennison's arrival.

In 2011, Kubiak added one of the most respected defensive minds in the game, Wade Phillips, as defensive coordinator. Phillips implemented his 3-4 defensive scheme that has now led teams to the playoffs in his first year coaching at each of his last eight stops, including the 2011 Texans.

As head coach, Kubiak has also been responsible for the performance of the defense, which is stocked full of talent, including four starters with Pro Bowl experience and several other rising stars. The 2009 AP Defensive Rookie of the Year, Brian Cushing, has led the team in tackles in two of his first three seasons. Fourth-year outside linebacker Connor Barwin set a franchise record with four sacks against Jacksonville on the way to leading the team with 11.5 sacks in 2011. The team's first-round draft pick in 2011, defensive end J.J. Watt (5.5 sacks) and second-round draft pick Brooks Reed (6.0 sacks) became the first rookie duo to record at least five sacks apiece since 1997.

Now former Texans, outside linebacker Mario Williams and inside linebacker DeMeco Ryans, the 2006 AP Defensive Rookie of the Year, were the first two draft picks of the Kubiak era, and they set the tone for an excellent track record on draft day. Following the lead of Ryans and Williams, tight end Owen Daniels gave the Texans a League-best three Pro Bowlers from the 2006 draft class. Former right tackle Eric Winston also emerged as a starter from that class. All totaled, Kubiak's first draft class started a total of 352 combined games for the Texans from 2006-11.

The Texans' 2007 draft class was led by former defensive tackle Amobi Okoye, the youngest first-round draft pick in NFL history. Okoye held the franchise rookie sack record with 5.5 until the 2011 season and was the most productive player at that position from that draft class. In 2008, first-round pick Duane Brown started all 16 games at left tackle, while running back Steve Slaton won the rookie rushing title with a franchise-record 1,282 yards. The 2009 class was highlighted by Cushing, cornerback-turned-safety Glover Quin, a fourth-round pick who went on to start 12 games as a rookie, and college free agent Foster. Cornerback Kareem Jackson, the Texans' first-round pick in 2010 started all 16 games as a rookie. The 2011 draft class, highlighted by the play of Watt, Reed and Yates, had the biggest collective impact as rookies in franchise history.

Kubiak spent 20 of the previous 23 years in the Denver area, where he earned a reputation as a brilliant offensive strategist. He played in 119 games and tossed 14 touchdowns for the Broncos from 1983-91 as the backup for Hall of Fame quarterback John Elway. During his time as a player in the Mile High City, he was a part of three teams that reached the Super Bowl.

Kubiak began his coaching career in 1992-93 as the running backs coach at his alma mater, Texas A&M. Under Kubiak's watchful eye, running back Greg Hill was named second team All-America his junior year. Hill was selected by the Kansas City Chiefs in the first round of the 1994 draft.

Kubiak started his NFL coaching career as the quarterbacks coach of the San Francisco 49ers in 1994 and guided Hall of Famer Steve Young to his best season as a pro. Young was named the NFL MVP for the second time in his career.

Under Kubiak's tutelage, Young had a career-high 70.3 completion percentage, threw for 35 touchdowns and 3,969 yards, and set an NFL record with a 112.8 passer rating, a mark that stood for 10 seasons. Young captured Super Bowl XXIX MVP honors by tossing a record six touchdowns in San Francisco's 49-26 win against the San Diego Chargers.

In the spring of 1995, Kubiak returned to the Broncos as offensive coordinator, where he steered Denver to the organization's best numbers in team history and helped lead the team to seven postseason trips and two Super Bowl titles in 11 seasons.

Kubiak began his tenure in Denver as the offensive coordinator/quarterbacks coach to his former teammate, Elway. Kubiak made an immediate impact as Elway threw for 3,970 yards, the second-best mark of his Hall of Fame career. Elway increased his touchdown passes from 16 in 1994 to 26 in 1995. During the final four years of his career (1995-98), Elway tossed 101 touchdown passes, second only to Brett Favre in that span.

Kubiak's offense featured one of the best tight ends in NFL history. Shannon Sharpe, who ranks second all-time among tight ends in receptions, receiving yards, and touchdowns, spent seven years under Kubiak. Sharpe, a 2011 Pro Football Hall of Fame inductee, averaged 61 receptions and had a career-high 1,107 yards receiving in 1997.

Kubiak's offenses have always been based on balance. The Broncos' running game was focused around a strong system instead of an individual. A Broncos runner eclipsed the 1,000-yard rushing mark in 10 of Kubiak's 11 seasons. Denver saw five different runners rush for more than 1,000 yards, more than any team in the NFL, in that span.

Kubiak turned to Terrell Davis to tote the ball as the Broncos won back-to-back Super Bowls in the late '90s. In 1997, Davis became only the fourth running back in NFL history to rush for more than 2,000 yards in a season. During the 1997-98 seasons, he rushed for 3,758 yards, most of any running back in back-to-back campaigns between 1995-2005. Davis' 2,008 rushing yards in 1997 are the fourth-most in NFL history. He won AP Offensive Player of the Year honors in 1996 and 1998.

Following Elway's retirement, Kubiak turned his offense over to second-year quarterback Brian Griese, who threw for 3,032 yards in his first season as the Broncos' starter. In the 2000 season, Griese was named to the Pro Bowl and guided the Broncos' offense to rank second in the NFL in points scored and total offense.

That same season, Mike Anderson rushed for 1,487 yards, at the time a franchise rookie record. Anderson set the NFL single-game rookie rushing record with 251 yards against the New Orleans Saints. That year, Kubiak's receivers, Ed McCaffrey (101) and Rod Smith (100), became just the second pair of teammates in NFL history to grab at least 100 receptions.

In 2002, the Broncos drafted running back Clinton Portis in the second round. In his rookie season, Portis rushed for 1,508 yards, breaking Anderson's rookie mark, and was named the AP Offensive Rookie of the Year. The Broncos' rushing attack averaged 141.6 yards per game, which ranked second in the AFC. The offense totaled 380.6 yards per game, which was third in the NFL.

Kubiak relinquished his quarterbacks coach title in 2003, turning the duties over to Pat McPherson. That offseason, Denver signed quarterback Jake Plummer from the Arizona Cardinals and Plummer was im-

KUBIAK, GARY

mediately transformed. Despite missing five games his first season in Denver, Plummer threw for more touchdowns (15) than interceptions (seven) for the second time in his career. The 2004 season saw Plummer throw for 4,089 yards, most in Broncos history. He also tossed 27 touchdown passes, tying Elway's 1997 club record.

Plummer stayed on his feet in Kubiak's offense. After being sacked an average of 36 times per season in Arizona, Plummer was sacked an average of 17 times per year in Denver. Every season in Kubiak's system, Plummer threw more touchdowns than interceptions and led the Broncos to the playoffs from 2003-05.

In 2005, Kubiak's offense ranked fifth in the NFL with 5,766 total yards and his rushing attack was second in the League, averaging 158.7 yards per game. The Broncos were led by Anderson's 1,014 yards on the ground and Tatum Bell's 921 yards. Denver finished 2005 with a 13-3 record, winning their division for the first time since 1998, the last time they appeared in the Super Bowl.

In his 11 years as offensive coordinator, Kubiak's Broncos amassed 66,501 total yards and 465 touchdowns, most in the NFL in that span. He coached 14 different Broncos who made the Pro Bowl and Denver's rushing attack totaled 25,022 yards, most in the NFL, during his tenure.

KUBIAK OFF THE FIELD

Kubiak has been active in his support of U.S. military services for a number of years. For the past seven years, Kubiak has served as the celebrity spokesperson for Impact A Hero, a non-profit organization that provides a means to provide emotional and financial support for severely wounded and disabled War on Terror veterans and their families. He participated in the Eighth Annual Impact A Hero 5k Run, Walk and Wheel on June 2, 2012. In June 2011, he embarked on his first USO Tour to the Middle East.

In addition to his individual efforts, Kubiak has also supported U.S. military services with the Texans. For the last two years, the Texans and Kubiak have hosted more than 150 guests from all five branches of the military at practice during Salute To The Military Week, among other events. Salute To The Military Week has culminated with hundreds of servicemen and women attending a Texans game at which they are recognized. In 2010, the Texans defeated Kansas City, 35-31; and Houston topped Cleveland last year, 30-12.

Kubiak returned to his roots when he took the reins as head coach of the Texans. He starred at Houston's St. Pius High School, where he was an all-state selection, passing for 6,190 yards during his high school career. He was inducted into the Texas High School Hall of Fame in 1999.

Kubiak attended Texas A&M, where he was selected All-Southwest Conference in 1982. He led the conference in attempts (324), completions (181), percentage (55.9) yardage (1,948), touchdowns (19), and total offense (1,885) as a senior. He set the SWC passing touchdown record with six against Rice during his junior season. He earned his degree in physical education before being drafted by the Broncos in the eighth round (197th overall) in the 1983 draft.

Kubiak, born in Houston, is married to Rhonda. The couple has three sons: Klint, Klay, and Klein. Klint is in his second season as a graduate assistant at Texas A&M, while Klay played quarterback at Colorado State and is now a graduate student at Texas Christian University. Klein is a junior wide receiver at Rice.

KUBIAK'S COACHING LEDGER

2006-12:	Head Coach, Houston Texans
2003-05:	Offensive Coordinator, Denver Broncos
1995-02:	Offensive Coordinator/Quarterbacks, Denver Broncos
1994:	Quarterbacks, San Francisco 49ers
1992-93:	Running Backs, Texas A&M

BILL KOLLAR

ASSISTANT HEAD COACH/DEFENSIVE LINE

FOURTH SEASON WITH TEXANS/24TH NFL SEASON

Bill Kollar is in his fourth year as the Texans assistant head coach/defensive line. Kollar, who played eight seasons in the NFL as a defensive lineman, has 24 years of experience coaching in the NFL, including the last 23 as a defensive line coach. Prior to Houston, he spent the previous three years coaching the defensive line in Buffalo.

In 2012, Kollar oversaw the evolution of second-year defensive end J.J.Watt into one of the league's top linemen. Watt led the NFL with 20.5 sacks and became the only player in NFL history to record 15 sacks and 15 passes defensed in the same season. Watt was selected as AFC Defensive Player of the Month for November after he collected an NFL-best 7.5 sacks, 10 quarterback hits, five passes defensed, and two fumble recoveries in four games.

Kollar helped the Texans transition from a 4-3 to a 3-4 scheme with great success in 2011 and received huge contributions from the defensive line. Houston saw the third-largest defensive improvement in NFL history since the 1970 AFL-NFL merger. The Texans ranked second in the NFL in total defense with 285.7 yards per game in 2011 after giving up 376.9 yards per game and ranking 30th in 2010. The defensive line played its part in helping the Texans set team records for rushing yards allowed (96.0 per game) and sacks (44). Defensive end Antonio Smith earned his first career Pro Bowl berth with a career-high 6.5 sacks. Watt earned team Rookie of the Year honors and was named to the PFW/PFWA All-Rookie team after recording 5.5 sacks and 56 tackles in the regular season.

Kollar directed Houston's first line of defense to the two best run-stopping seasons in franchise history in his first two years with the team. In addition, the Texans defense recorded at least 30 sacks in four consecutive seasons for the first time in franchise history from 2009-12 under Kollar's tutelage. Houston's 2010 rush defense held three opponents to less than 50 yards and set a franchise record by limiting Washington to 18 yards rushing in an overtime win.

Several individuals posted personal bests on Kollar's defensive line in 2010. Veteran defensive tackle Shaun Cody started all 16 games for the first time in his career and registered a career-high 38 tackles, while defensive tackle Amobi Okoye also set a career high with 44 tackles. Defensive end Mario Williams fought through injury the entire season to lead the team with 8.5 sacks despite spending the final three games of the season on injured reserve.

In his first season with the Texans, Kollar helped the defensive line improve throughout the season. Williams led the team with 9.0 sacks and earned his second consecutive Pro Bowl trip. Rookie defensive end Connor Barwin and free agent Smith were second on the team with 4.5 sacks apiece. The unit was a key on the defense's overall improvement, helping hold opponents to 84.3 yards per game on the ground in the last 13 contests.

Prior to his stint with Buffalo, Kollar coached the defensive line in St. Louis from 2001-05. Kollar helped defensive end Leonard Little emerge as a premier sack artist, with 57 sacks in that time. The Rams earned a trip to the Super Bowl in 2001, Kollar's first season with the team.

From 1990-2000, Kollar worked as the Atlanta Falcons defensive line coach. In 1998, the Falcons' defensive line tied for the NFL lead by giving up only six rushing touchdowns and set a team record by allowing an average of 75.2 rushing yards as Atlanta won the NFC Championship and earned a trip to Super Bowl XXXIII.

Kollar, 59, began his coaching career as a defensive assistant/special teams for Tampa Bay in 1984. He spent a year as a graduate assistant at Illinois in 1985 following his year in Tampa Bay. He was promoted to defensive line/special teams coach for the Illini in 1986 and spent two years in that position. Kollar assumed the same role at Purdue from 1988-89 before returning to the NFL.

Kollar was an All-America defensive lineman at Montana State and earned the Most Valuable Player award at the 1974 Senior Bowl. He was selected in the first round (23rd overall) of the 1974 NFL Draft by the Cincinnati Bengals and played eight seasons for Cincinnati and Tampa Bay.

Kollar and his wife, Jan, have two sons, Chad and Clint.

KOLLAR'S COACHING LEDGER

2009-12:	Assistant head coach/defensive line, Houston Texans
2007-08:	Defensive line, Buffalo Bills
2001-05:	Defensive line, St. Louis Rams
1990-00:	Defensive line, Atlanta Falcons
1988-89:	Defensive line/special teams, Purdue
1986-87:	Defensive line/special teams, Illinois
1985:	Graduate assistant, Illinois
1984:	Defensive assistant/special teams, Tampa Bay Buccaneers

RICK DENNISON
OFFENSIVE COORDINATOR
THIRD SEASON WITH TEXANS/18TH NFL SEASON

Rick Dennison is in his third season as the Texans' offensive coordinator. Dennison is entering his 18th season in the NFL as a coach and his 27th year in the League overall. Prior to joining head coach Gary Kubiak's staff in 2010, Dennison had spent his entire NFL tenure with the Denver Broncos, first as a player from 1982-90 and then as a coach from 1995-2009.

Houston's offense has become synonymous with success in the run game since Dennison joined the staff in January 2010. The Texans surpassed 2,000 rushing yards as a team for the third consecutive season and the third time in franchise history, all of which have come since Dennison's arrival.

Houston ranked fourth in the AFC with 140.3 rushing yards per game in 2012. Running back Arian Foster completed another Pro-Bowl campaign with 1,424 rushing yards and 15 touchdowns. In addition to the running game, the Texans boasted a potent passing attack in 2012. Wide receiver Andre Johnson enjoyed a stellar year as he set a career high in receiving yardage with 1,598 yards, topping his previous high of 1,575 yards in 2008. Johnson surpassed the 11,000-yard mark in his career, doing so in his 136th game to become the third-fastest player in NFL history to reach the milestone. Johnson also set an NFL record for receiving yards in back-to-back games with 461 in Weeks 11 and 12. He was named AFC Offensive Player of the Month for November when he led the conference in receptions (35), receiving yards (614), and yards from scrimmage (614).

Dennison's offense persevered through several injuries to key players for another successful offensive campaign in 2011. Houston set franchise records with 2,448 rushing yards (153.0 per game) and 546 rushing attempts to rank second in the NFL, and excelled in the postseason, averaging 159.5 rushing yards per game in helping the Texans reach the Divisional round of the playoffs. Houston led the NFL in time of possession (32:41) and set a franchise record for fewest interceptions thrown with nine, despite having three different starting quarterbacks. Starting quarterback Matt Schaub and backup Matt Leinart went down with season-ending injuries in Weeks 10 and 12 of the regular season, leaving rookie fifth-round draft pick T.J. Yates to lead the offense throughout the remainder of the regular season and postseason.

The 2011 Texans had two running backs rush for more than 900 yards in a season for the first time in franchise history, with Arian Foster finishing fifth in the NFL with 1,224 yards and Ben Tate rushing for 942 yards. Foster and Tate both rushed for more than 100 yards in the same game twice during the season, making Houston just the sixth team since 1985 to accomplish the feat. Center Chris Myers was selected to the Pro Bowl, a first for a Texans lineman, and left tackle Duane Brown earned second team AP All-Pro and PFW/PFWA All-AFC honors.

Houston's offense experienced record-setting success with a renewed emphasis on the running game under Dennison's direction in 2010. The Texans offense ranked third overall in the NFL with the league's seventh-ranked rushing offense and fourth-ranked passing attack. Houston set franchise records with 390 points scored, 6,186 total yards of offense (386.6 per game) and 2,042 yards rushing (127.6 yards per game). Dennison's offense helped Foster become the franchise's first NFL rushing and scoring leader with a franchise-record 1,616 yards rushing and 18 touchdowns.

Dennison's first stint as an offensive coordinator in the NFL came in Denver from 2006-08 after his predecessor, Kubiak, left the Broncos to become the head coach of the Houston Texans. Dennison coached the Broncos offensive line from 2001-05 and again in 2009. He also coached Denver's special teams from 1997-00 and was an offensive assistant from 1995-96.

With Dennison at the helm, Denver's offense averaged 350.5 yards per game from 2006-08 and rushed for 124.4 yards per game, averaging 4.6 yards per carry. Despite starting a rookie at left tackle and a second-year player at right tackle in 2008, the Broncos offense gained 6,333 yards to rank second in the NFL and the offensive line allowed a franchise-record-low 12 sacks on the season.

In 2007, Denver was fourth in the NFL in yards per play (5.7) and fifth in yards per rush (4.6). In 2006, Dennison's first season at the helm of the offense, Denver ranked fifth in the NFL with an average of 360.4 yards per game.

With Dennison in charge of either the offensive line or the entire offense from 2001-09, the Broncos ranked second in the NFL with a nine-year average of 135.1 rushing yards per game, and Denver's 4.5-yard rushing average in that time period was the third-highest in the League. The Broncos line also excelled in pass blocking, surrendering just 226 sacks in nine years, which was the fourth-fewest in the League in that time.

Dennison coached Denver's special teams from 1997-00 and helped the Broncos win back-to-back World Championships in 1997 and 1998. Under his tutelage, punt returner Darrien Gordon and kicker Jason Elam both earned trips to the Pro Bowl and punter Tom Rouen was one of the most consistent punters in the League. Dennison began his coaching career as an offensive assistant in Denver from 1995-96 after coaching for three years at the high school level for Suffield Academy in Suffield, Conn.

Dennison played linebacker for the Broncos from 1982-90, appearing in 128 games with 52 starts and three Super Bowls (XXI in 1986, XXII in '87 and XXIV in '89). In 1989, he received the Ed Block Memorial Courage Award. Dennison ranked second on the Broncos in tackles with 133 during the 1988 campaign while posting a team-high three fumble recoveries.

Dennison joined the Broncos as a college free agent in 1982 after a fine collegiate career at Colorado State, where he was a second-team Academic All-American as a senior and earned three varsity letters. In 1979, Dennison earned a bachelor's degree in civil engineering from CSU followed by a master's degree in the same field from CSU in 1982.

Born in Kalispell, Mont., Dennison attended Rocky Mountain High School in Fort Collins, Colo., where he lettered in football, basketball and baseball. His father, George, was president of the University of Montana before retiring in July 2010. Rick and his wife, Shannon, have five children, sons Joseph, Steven and Trey, and twin daughters, Abrynn and Allie.

Joseph graduated from Yale, where he played football and now works in Seattle. He was married to his wife, Hayley, in February 2011. Steven, a left-handed pitcher, was drafted in the 34th round of the 2010 Major League Baseball Draft by the Florida Marlins out of Wheaton (Ill.) College and signed a free agent contract with the Houston Astros in June 2011.

DENNISON'S COACHING LEDGER

2010-12:	Offensive coordinator, Houston Texans
2009:	Offensive line, Denver Broncos
2006-08:	Offensive coordinator, Denver Broncos
2001-05:	Offensive line, Denver Broncos
1997-00:	Special teams, Denver Broncos
1995-96:	Offensive assistant, Denver Broncos
1992-94:	Assistant, Suffield (Conn.) Academy

JOE MARCIANO

SPECIAL TEAMS COORDINATOR

11TH SEASON WITH TEXANS/27TH NFL SEASON

Joe Marciano is in his 11th season as special teams coordinator for the Houston Texans. Regarded as one of the League's top coaches in his field, Marciano has directed special teams for 26 NFL seasons. Marciano and running backs coach Chick Harris are the only coaches to have been with the Texans since the team's inception in 2002.

The Texans set numerous special teams records on returns, coverages and kicking in 2011. Houston had 529 punt return yards, besting the franchise standard of 512 set in 2001. Wide receiver Jacoby Jones had a career-high 518 yards on punt returns and set a franchise record with the third punt return touchdown of his career, a 79-yarder in the season opener against Indianapolis. Kicker Neil Rackers set franchise records with 135 points scored and 32 field goals made. Rookie Brett Hartmann and veteran Matt Turk combined for a franchise-record 44.0-yard punting average, and Hartmann and Rackers set a team mark with 38 combined touchbacks on kickoffs. Marciano's kickoff coverage unit ranked seventh in the NFL and held opponents to a franchise-low 22.4-yard kickoff return average.

Marciano's special teams units were affected greatly by injury throughout the 2010 season but excelled in the kicking game. With Rackers leading the way, Houston set a franchise record by converting 90 percent of its field goal attempts (27-of-30) and converted all 43 point-after attempts. It was the most successful season for Houston's kicking game in franchise history, accounting for 124 points on 70-of-73 combined kick attempts (95.9 percent).

Marciano's coverage units excelled in 2009, holding opponents to a 4.3-yard punt return average and 22.5 yards per kickoff return. Jones continued to be one of the most dangerous return men in the NFL, averaging 10.9 yards per punt return and 26.6 yards per kick return, including a 95-yard kick return for touchdown against Oakland. Kicker Kris Brown surpassed the 1,000-point plateau for his career and finished the year with 106 points, marking his third straight 100-point season, and booted a pair of game-winning field goals. Turk set the team single-season punting record for the third straight year, averaging 42.8 yards per punt.

The 2008 special teams unit was one of the most consistent and explosive in the NFL. Brown turned in the best season of his career, setting franchise records with 124 points, 29 field goals and an .879 field goal percentage. Jones returned two punts for touchdowns, a franchise record, and finished third in the AFC with a 12.1-yard punt return average. Turk broke his own franchise mark with a 42.3-yard average on a record-low 53 attempts.

Marciano's special teams unit provided many of the biggest highlights of the 2007 season, tying three NFL records. The Texans tied the NFL single-season record with four kickoff returns for touchdown on the season, becoming just the fourth team in League history to do so. Wide receiver André Davis tied another League record when he became the seventh player in history to return two kickoffs for a touchdown in one game, doing so against Jacksonville in the season finale. Brown, who scored a team-leading 115 points, became just the third kicker in League history to make three field goals of 50 yards or longer in one game when he did so against Miami on Oct. 7. Turk also set team records for gross and net punting average in his first season as a Texan, and the coverage unit held opponents to a record-low 151 punt return yards on the season.

Under Marciano's guidance in 2006, punter Chad Stanley posted the best gross punting average of his career, averaging 41.6 yards per punt, and Brown led the team in scoring for the fifth consecutive season. The Texans ranked sixth in the League in punt return average, at 10.5 yards per return; and the kick coverage team held opponents to the sixth-worst starting field position in the League.

Marciano's tenure as special teams coordinator was highlighted during the 2005 season. Pro Bowl selection and AP first-team All-Pro kick returner Jerome Mathis was also honored by the NFL Alumni as the Special Teams Player of the Year and the Texans Rookie of the Year. He finished the season ranked second in the League for return men, returning 54 kickoffs for 1,542 yards and two touchdowns. He was the only player in the NFL to return two kicks for scores that season.

Marciano helped Brown finish the 2005 season with 102 points, including 26 field goals. Stanley also had a stellar 2005 season, finishing with 29 punts inside the 20-yard line, the fourth most in the NFL. His 6.6 yard-per-return average ranked sixth in the NFL.

In 2004, Brown set a club record with 85 points and nailed a career-high nine touchbacks. Second-year linebacker Antwan Peek had a breakout year with 18 special teams tackles and a blocked punt. Meanwhile, the Texans ranked seventh in the AFC in opponent average starting field position.

In 2003, Stanley led the NFL with 36 punts inside the 20 and his 36.7-yard net average ranked sixth in the League. Brown nailed 18-of-22 field goals, missing just one inside 50 yards. J.J. Moses ranked fifth in the AFC with a 23.4-yard kickoff return average.

In 2002, Brown connected on 13 field goals from 40-plus yards and Stanley ranked second in the AFC in net average (36.8), leading the conference with 36 punts inside the 20. The Texans also scored two touchdowns on special teams (punt return, punt block), recovered three fumbles, and yielded just 5.7 yards per punt return, leading the AFC.

Marciano arrived in Houston after spending the previous six seasons in the same capacity with the Tampa Bay Buccaneers. Under Marciano, the Bucs boasted one of the NFC's most consistent special teams units. Tampa Bay blocked 20 kicks, registered nine of the 10 longest punt and kickoff returns in club annals, and recorded 10 NFC Special Teams Player of the Week awards during his six seasons.

Kicker Martin Gramatica posted remarkable numbers during his first three NFL seasons. Gramatica nailed 84-of-101 field goal attempts (counting playoffs) and earned a Pro Bowl berth in 2000, breaking his own club single-season records in points scored (126), field goals (28), consecutive field goals (16), 50-plus-yard field goals (five), and extra points (42). Tampa Bay also set a team mark and tied a League mark by blocking seven kicks (four field goals, three punts), returning two for touchdowns in 2000.

In 1999, linebacker Shelton Quarles broke a 10-year Bucs single-season record with 31 special teams tackles. Tampa Bay opponents averaged just 17.6 yards per kickoff return, which set a club record. In 1998, Marciano's charges set single-season club marks in both kickoff return average (23.7) and punt-return average (13.7). In 1997, the Bucs finished first in the NFL in opponent net punting and opponent field-goal percentage.

Marciano joined the Bucs after spending the previous 10 years as the special teams coach for the New Orleans Saints. For the first nine of those campaigns, he also coached the team's tight ends. During Marciano's New Orleans tenure, he coached three special teams players who were selected for the Pro Bowl (Morten Andersen, Tyrone Hughes, Bennie Thompson).

Marciano's first professional football job came as the special teams/tight ends coach for the Philadelphia/Baltimore Stars of the USFL, helping the club win two league championships. Marciano joined the Stars after spending 1982 as the tight ends/special teams coach at Temple.

In 1981, Marciano tutored the tight ends for Joe Paterno at Penn State. Marciano also coached wide receivers at Villanova (1980) and Rhode Island (1978-79). He began his college coaching career overseeing the tight ends at East Stroudsburg University in 1977. Marciano coached at Wyoming Area High School in West Pittston, Pa., in 1976.

A native of Dunmore, Pa., Marciano was a quarterback at Temple, where he earned his bachelor's degree in health and physical education. He serves as a spokesperson for Autism Speaks and is very active in the organization's annual fundraising walk held each fall in Houston.

Marciano is an avid fisherman who has conducted various fishing tournaments and has appeared on numerous ESPN fishing shows. In 1993, Marciano was inducted into the Northeast Chapter of the Pennsylvania Sports Hall of Fame. He is single and resides in Missouri City with his son, Joseph.

MARCIANO'S COACHING LEDGER

2002-12:	Special Teams Coordinator, Houston Texans
1996-01:	Special Teams, Tampa Bay Buccaneers
1995:	Special Teams, New Orleans Saints
1986-94:	Special Teams/Tight Ends, New Orleans Saints
1983-85:	Special Teams/Tight Ends, Philadelphia/Baltimore Stars
1982:	Special Teams/Tight Ends, Temple
1981:	Tight Ends, Penn State
1980:	Wide Receivers, Villanova
1978-79:	Wide Receivers, Rhode Island
1977:	Tight Ends, East Stroudsburg State
1976:	Wyoming Area (Pa.) High School

WADE PHILLIPS
DEFENSIVE COORDINATOR
SECOND SEASON WITH TEXANS/36TH NFL SEASON

Wade Phillips is in his second season as the Houston Texans defensive coordinator. Phillips has 36 years of coaching experience, including the last 30 as a defensive coordinator or head coach. Phillips was named Texans defensive coordinator on Jan. 5, 2011.

Phillips has helped orchestrate 14 top-10 defensive performances and has helped lead teams to 13 playoff appearances, all of which have come since 1988, as a head coach or defensive coordinator. He has reached the playoffs in his first season with each of the last eight teams he has taken over as head coach or defensive coordinator, including the Houston Texans in 2011.

In 2011, Phillips earned recognition as the PFW/PFWA Assistant Coach of the Year after the Texans' defense finished second in the NFL with 285.7 yards allowed per game. Phillips installed a 3-4 scheme that yielded the third-largest single-year improvement since the 1970 AFL-NFL merger, flipping a unit that gave up 379.6 yards per game and ranked 31st in the NFL in 2010.

Phillips' current post with the Texans marks the second time he and head coach Gary Kubiak have been on the same sideline. Kubiak and Phillips' tenures overlapped with the Denver Broncos from 1989-91. Kubiak played for the club from 1983-91 and Phillips served as defensive coordinator from 1989-92 before taking over as the franchise's head coach from 1993-94.

Phillips, 65, served as head coach of the Dallas Cowboys from 2007 until midway through the 2010 season, compiling a 34-22 record (.607 winning pct.). Under Phillips, the Cowboys' defense gave up an average of 329.9 yards per game to rank 10th in the NFL during his tenure and played a key role in producing three straight winning seasons from 2007-09, including two playoff appearances and the franchise's first playoff win in 12 seasons in 2009. He owns a career coaching record of 83-66, including the postseason.

Prior to his tenure in Dallas, Phillips served as defensive coordinator for the San Diego Chargers from 2004-06. The Chargers gave up fewer than 20 points per game all three years Phillips was at the helm of the defense, posted three straight winning seasons and qualified for the playoffs in 2004 and 2006.

He served as interim head coach of the Atlanta Falcons for the final three games of 2003 after joining the franchise as defensive coordinator in 2002. From 1998-2000, Phillips was the head coach of the Buffalo Bills, compiling a 29-19 record and leading the team to two playoff appearances and the top overall defense in that time. Buffalo led the NFL in total defense in 1999, allowing only 266.2 yards and 14.3 points per game. Before taking the reins in Buffalo, he was the team's defensive coordinator from 1995-97.

Phillips' first coordinator position came with the New Orleans Saints from 1981-85. He then moved on to serve as defensive coordinator and linebackers coach for the Philadelphia Eagles from 1986-88. His NFL coaching career began in Houston, with the Oilers in 1976, serving on the staff of his father, legendary coach Bum Phillips, until 1980.

The Texans' defensive coordinator has strong ties to the city of Houston and the state of Texas, coaching at the high school, collegiate and professional levels in the Lone Star State. He was born in Orange, Texas and played his prep career at Port Neches-Grove High School in Port Neches. Phillips played linebacker at the University of Houston from 1966-68 and coached for the Cougars in 1969.

Phillips returned to his roots from 1970-72, serving as the defensive coordinator at Orange (Texas) High School. In 1973, he joined the Oklahoma State University staff, coaching linebackers for two seasons. Phillips was then hired to coach the defensive line at Kansas in 1975, his last season coaching in the college ranks.

Phillips and wife Laurie have one son, Wesley, who is an assistant offensive line coach with the Dallas Cowboys, and a daughter, Tracy, who is a professional actress, dancer and choreographer in Hollywood, Calif. He resides in Houston and is the only member of the Texans' coaching staff on Twitter (@sonofbum).

PHILLIP'S COACHING LEDGER

2011-12:	Defensive Coordinator, Houston Texans
2007-10:	Head Coach, Dallas Cowboys
2004-06:	Defensive Coordinator, San Diego Chargers
2002-03:	Defensive Coordinator, Atlanta Falcons
1998-00:	Vice President of Football Operations/ Head Coach, Buffalo Bills
1995-97:	Defensive Coordinator, Buffalo Bills
1993-94:	Head Coach, Denver Broncos
1989-92:	Defensive Coordinator, Denver Broncos
1986-88:	Defensive Coordinator, Philadelphia Eagles
1981-85:	Defensive Coordinator, New Orleans Saints
1977-80:	Defensive Line, Houston Oilers
1976:	Linebackers, Houston Oilers
1975:	Defensive Line, University of Kansas
1973-74:	Linebackers, Oklahoma State
1970-72:	Defensive Coordinator, Orange H.S.
1969:	Graduate Assistant, University of Houston

JOHN BENTON
OFFENSIVE LINE
SEVENTH SEASON WITH TEXANS/NINTH NFL SEASON

John Benton is in his seventh season as the offensive line coach for the Houston Texans. Benton's offensive lines have provided protection and paved the way for some of the top individual and team offensive performances in the NFL in that time and have helped turn the Texans offense into one of the most productive in the League. Houston set team records for total offense each year from 2008-10 and has set franchise rushing records in each of the last two seasons.

Under Benton's guidance, three members of the Texans' offensive line were selecte to the 2013 Pro Bowl in center Chris Myers, tackle Duane Brown, and guard Wade Smith. For Myers, it's his second consecutive Pro Bowl nod.

Houston's offensive line led the charge in 2011 as the Texans set franchise records with 2,448 rushing yards (153.0 per game) and 546 rushing attempts, and ranked second in the NFL. The run game excelled in the playoffs, averaging 159.5 yards per game in helping the Texans reach the Divisional round. The dominant rushing game also helped set a franchise-record 32:41 average time of possession to the lead the NFL.

The 2011 Texans had two running backs rush for more than 900 yards in a season for the first time in franchise history, with Arian Foster finishing fifth in the NFL with 1,224 yards and Ben Tate rushing for 942 yards. Foster and Tate both rushed for more than 100 yards in the same game twice during the season, making Houston just the sixth team since 1985 to accomplish the feat. Myers was selected to the Pro Bowl, a first for a Texans lineman, and Brown earned second-team AP All-Pro and PFW/PFWA All-AFC honors.

Benton's unit paved the way for another record-setting season for Houston's offense in 2010. The Texans ranked third in the NFL in 2010 with a franchise-record 6,186 yards of offense (386.6 yards per game) and seventh with a franchise rushing record 127.6 yards per game. The team set a franchise record with 390 points (24.4 points per game) scored and helped Foster lead the NFL in rushing and touchdowns scored. Foster set franchise records with 1,616 yards rushing, the most yards ever in a season for an undrafted player, and 18 total touchdowns. It was the third-straight season Houston's offense finished among the NFL's top-five offenses.

In 2009, the line provided protection for the NFL's leading passer, quarterback Matt Schaub, who threw for 4,770 yards and 29 touchdowns. Overall, the offense ranked fourth in the League, averaging 383.1 yards per game. The passing attack netted a League-best 290.9 yards per game and gave up the fifth-fewest sacks in the League with 25.

In 2008, Benton's line featured the same starting lineup for all 16 games, a first in team history. The line paved the way for rookie running back Steve Slaton to set a then-franchise record with 1,282 rushing yards, while the 32 sacks allowed were the third-fewest in team history. The 2008 offense ranked third in the NFL, gaining 6,113 total yards.

Stellar pass protection has been a hallmark of Benton's lines in Houston. Despite using eight different starting lineups in 2006, Benton's first season, the Texans surrendered 25 fewer sacks than in 2005. On the ground, the line improved throughout the year and helped the team average 123.4 rushing yards per game in the second half of the season.

The line was even better in 2007, cutting the sack total in half from 2006, allowing 22 on the year, which set a team record. The record-low sack total came while the team attempted a then-record-high 529 passes. The line also paved the way for the team to rush for 1,586 yards and 12 touchdowns.

Benton spent two years working with the St. Louis Rams offensive line prior to joining the Texans' staff. As the Rams' assistant offensive line coach in 2004, Benton helped St. Louis reach the playoffs as a Wild Card team and advanced to the Divisional round with an offensive line led by Pro Bowl left tackle Orlando Pace. The Rams' offensive line helped St. Louis finish fourth in the NFL with 252.3 passing yards per game and produce 1,496 yards on the ground.

In 2005, Benton was promoted to offensive line coach and his unit blocked for running back Stephen Jackson's first career 1,000-yard season. Rams running backs averaged 1,579 rushing yards during Benton's two years as the line coach.

Benton lettered at Colorado State from 1983-86 and earned honorable mention All-WAC accolades during his junior and senior seasons. He was a graduate assistant at Colorado State from 1987-90 before moving on to California University (Pa.), where he coached the offensive line and also served as the recruiting coordinator until 1994.

Benton returned to his alma mater in 1996, where he served as offensive line coach until 2000 and added responsibilities as the co-offensive coordinator from 2000-03, sharing duties with current Texans offensive assistant Dan Hammerschmidt from 2001-03.

A Durango, Colo. native, he and his wife Nicole, have two daughters, Gabrielle and Paige. The family resides in Sugar Land.

BENTON'S COACHING LEDGER

2006-12:	Offensive Line, Houston Texans
2005:	Offensive Line, St. Louis Rams
2004:	Assistant Offensive Line, St. Louis Rams
2000-03:	Co-Offensive Coordinator/Offensive Line, Colorado State
1995-00:	Offensive Line, Colorado State
1990-94:	Offensive Line/Recruiting Coordinator, California University (Pa.)
1987-90:	Graduate Assistant, Colorado State

PERRY CARTER
ASSISTANT DEFENSIVE BACKS
SEVENTH SEASON WITH TEXANS/SEVENTH NFL SEASON

Perry Carter is in his seventh season as a coach with the Texans and his third as assistant defensive backs coach.

Carter worked closely with defensive backs coach Vance Joseph in 2011 to help Houston's secondary become one of the most improved units in the NFL. In 2011, Houston ranked third in pass defense, giving up 189.7 yards per game, after finishing 30th in 2010 with 267.5 yards per game. The Texans had the NFL's lowest pass completion percentage allowed (51.9), ranked second with 6.17 yards per attempt allowed and had the second-lowest opponent passer rating at 69.0.

Carter also worked with the defensive backs in his five previous seasons with the Texans, including his four seasons as a defensive assistant. He originally joined the Texans staff through the NFL's Minority Coaching Fellowship program during the 2006 training camp.

Carter's coaching career began in 2004 as the secondary coach at Texas A&M-Commerce. He worked in private business in 2005, then returned to coaching with NFL Europa's Hamburg Sea Devils as a defensive backs/defensive assistant in the summer of 2006. Carter also worked with the special teams in Hamburg.

The 40-year-old Carter, a native of McComb, Miss., earned four letters playing cornerback at Southern Mississippi from 1990-94. Carter was drafted by the Arizona Cardinals in the fourth round (107th pick overall) of the 1994 NFL Draft, and played for the Kansas City Chiefs in 1995 and the Oakland Raiders from 1996-98. Carter also played five seasons in the Canadian Football League with the Edmonton Eskimos (2000-01), Montreal Alouettes (2002) and British Columbia Lions (2003-04).

Carter and his wife, Nicole, live in Houston with their daughter, Bría, and son, Perry Jr.

CARTER'S COACHING LEDGER

2010-12:	Assistant defensive backs, Houston Texans
2006-09:	Defensive assistant, Houston Texans
2006:	Defensive backs/defensive assistant, Hamburg Sea Devils (NFL Europa)
2004:	Secondary, Texas A&M-Commerce

KARL DORRELL
QUARTERBACKS
FIRST SEASON WITH TEXANS/EIGHTH NFL SEASON

Karl Dorrell joined the Houston Texans coaching staff as quarterbacks coach on Feb. 10, 2012. Dorrell brought 24 years of collegiate and professional coaching experience to the Texans, including the previous four seasons with the Miami Dolphins.

Dorrell made his influence felt immediately in his first season in Houston. He helped quarterback Matt Schaub return to the starting role after a Lisfranc injury sidelined him in 2011. Schaub started all 16 games while throwing for 4,008 yards and 22 touchdowns.

In 2011, Dorrell oversaw a career season for Dolphins quarterback Matt Moore, who took over as the team's starter in Week 5. Moore set career highs with 210 completions on 347 attempts for 2,497 yards and 16 touchdowns. He ranked fourth among AFC passers with an 88.7 passer rating after taking over as the starter and tied or set single-game career highs for passer rating, touchdown passes and longest touchdown pass.

From 2008-10, Dorrell served as the Dolphins' wide receivers coach. In 2010, Dolphins wide receivers Brandon Marshall and Davone Bess combined for 165 receptions, the fourth-highest total by a duo in the NFL. Bess totaled 209 receptions from 2008-10 under Dorrell's guidance, the most by any Dolphins player in his first three years with the team.

Dorrell joined the Dolphins following a five-year stint as head coach at UCLA, where he compiled a 35-27 record and led the Bruins to a bowl appearance each year from 2003-07. In 2005, Dorrell was named the Pac-10 Conference co-Coach of the Year after leading UCLA to a 10-2 record, a No. 13 national ranking in the USA Today Coaches' Poll and a Sun Bowl victory against Northwestern.

Prior to coaching at UCLA, Dorrell was wide receivers coach with the Denver Broncos from 2000-02, serving with current Texans head coach Gary Kubiak, offensive coordinator Rick Dennison and tight ends coach Brian Pariani. Wide receiver Rod Smith posted a pair of 100-reception seasons, earned his first two Pro Bowl selections and eclipsed the 1,000-yard mark three times under Dorrell. In 2000, wide receiver Ed McCaffrey posted 101 receptions for 1,317 yards and combined with Smith for 201 receptions, 2,919 receiving yards and 17 touchdowns.

Dorrell also worked with the Broncos' staff during training camp in 1993 and 1999 as part of the NFL's Minority Coaching Fellowship program.

In 17 seasons as a head coach or assistant coach at the collegiate level, Dorrell was part of 10 winning records and 12 bowl appearances. Dorrell served as a collegiate assistant for 12 seasons, including seven years as an offensive coordinator. He began his coaching career at UCLA as a graduate assistant in 1988 before moving on to Central Florida (wide receivers, 1989), Northern Arizona (offensive coordinator/wide receivers, 1990-91), Colorado (wide receivers, 1992-93) and Arizona State (wide receivers, 1994); Dorrell returned to Colorado from 1995-98 (offensive coordinator/wide receivers) before coaching at Washington (offensive coordinator/wide receivers, 1999).

Dorrell played wide receiver at UCLA from 1982-86, where he helped the Bruins win three Rose Bowls. He was an honorable mention All-America receiver at Helix High School in San Diego, where he was a classmate and teammate of Texans offensive assistant Dan Hammerschmidt.

Dorrell and his wife, Kim, have two children, Chandler and Lauren.

DORRELL'S COACHING LEDGER

2012:	Quarterbacks, Houston Texans
2011:	Quarterbacks, Miami Dolphins
2008-10:	Wide receivers, Miami Dolphins
2003-07:	Head coach, UCLA
2000-02:	Wide receivers, Denver Broncos
1999:	Offensive coordinator, University of Washington
1995-98:	Offensive coordinator, Colorado
1994:	Wide receivers, Arizona State
1992-93:	Wide receivers, Colorado State
1990-91:	Offensive coordinator, Northern Arizona
1989:	Wide receivers, Central Florida

DAN HAMMERSCHMIDT
OFFENSIVE ASSISTANT
FIRST SEASON WITH TEXANS/FIRST NFL SEASON

Dan Hammerschmidt joined the Houston Texans coaching staff as an offensive assistant on Feb. 14, 2012 after coaching 26 years in the collegiate ranks.

Hammerschmidt has coached in 11 bowl games and spent 19 of the previous 26 seasons coaching at Colorado State, spanning three different tenures. He previously coached in Houston as wide receivers coach at Rice in 2008, mentoring current Texans fullback James Casey and former Jacksonville wide receiver Jarett Dillard in their final collegiate seasons.

A graduate of CSU, Hammerschmidt began his coaching career at his alma mater as a student assistant in 1986, followed by stints at TCU (1987), Duke (1988-94) and Virginia Military Institute (1995). He returned to CSU in 1996 as wide receivers coach and took over as the Rams' co-offensive coordinator and quarterbacks coach from 2001-07. Hammerschmidt shared coordinator duties with Texans offensive line coach John Benton from 2001-03 and also served on the CSU staff with Texans assistant wide receivers coach Marc Lubick from 2001-02.

Following the 2008 season at Rice, Hammerschmidt served as the assistant head coach/wide receivers and tight ends coach at Wyoming in 2009 before returning for a third tenure at CSU in 2010 as wide receivers coach and passing game coordinator.

A standout athlete at San Diego's Helix High School where he was a classmate and teammate of Texans quarterbacks coach Karl Dorrell, Hammerschmidt went on to be a four-year starter at safety at CSU from 1982-85 and led the team in interceptions as a senior.

Hammerschmidt graduated from CSU in 1987 with a degree in business economics. He has two children, Holly and Michael. His brother, Jeff, was Texans linebacker Brooks Reed's position coach at the University of Arizona and now serves as the special teams coordinator and running backs coach at CSU.

HAMMERSCHMIDT'S COACHING LEDGER

2012:	Offensive assistant, Houston Texans
2010-11:	Wide receivers/passing game coordinator, Colorado State
2009:	Assistant head coach/wide receivers and tight ends, Wyoming
2008:	Wide receivers, Rice
2001-07:	Co-offensive coordinator/quarterbacks, Colorado State
1996-00:	Wide receivers, Colorado State
1995:	Secondary, Virginia Military Institute
1989-94:	Secondary, Duke
1988:	Outside linebackers/special teams, Duke
1987:	Graduate assistant, TCU
1986:	Student assistant, Colorado State

CHICK HARRIS
RUNNING BACKS
11TH SEASON WITH TEXANS/32ND NFL SEASON

Chick Harris is in his 11th season as running backs coach for the Houston Texans. Harris and special teams coordinator Joe Marciano are the only coaches to have been with the team since its inception in 2002. He has 31 years of NFL coaching experience and has mentored eight running backs who have eclipsed the 1,000-yard mark in a season a collective 15 times.

Running back Arian Foster completed his third-consecutive Pro Bowl season in 2012 as he finished second in the AFC with 1,424 rushing yards on 351 carries. Foster led the NFL with 15 rushing touchdowns. He now has 22 100-yard rushing games since becoming a full-time starter in 2010, the most in the NFL in that time.

In 2011, Foster and Ben Tate became the first backfield duo in franchise history to rush for more than 900 yards apiece in a season. Foster earned his second consecutive Pro Bowl selection, finished fifth in the NFL with 1,224 yards rushing and was third with 1,841 yards from scrimmage despite missing three and a half games. Tate was second on the team with 942 yards on the ground in his first full NFL season. The duo rushed for more than 100 yards in the same game twice, making Houston just the sixth team since 1985 to accomplish the feat.

Harris has turned in impressive coaching performances seemingly every year, no matter who is carrying the ball, but 2010 was one of his finest as both fullback Vonta Leach and Foster earned AP First Team All-Pro and Pro Bowl honors. Foster led the NFL with franchise records of 1,616 yards rushing, 2,220 total yards from scrimmage and 18 touchdowns scored. He also set a franchise single-game record with 231 yards in the 2010 season opener against Indianapolis. Veteran Derrick Ward helped Houston rush for 2,042 yards, a franchise record at the time, contributing 315 yards on 50 carries (6.3 average).

In 2009, the Texans had four backs each rush for at least 250 yards, led by Steve Slaton, who finished with 437 yards in an injury-shortened season. Veteran Ryan Moats rushed for a career-high 390 yards, while Foster, then a rookie, rushed for 216 of his 257 yards in the last two games.

In 2008, Slaton, then a rookie third-round draft pick, started the final 15 games and won the rookie rushing title with a franchise-record 1,282 yards. Slaton led all AFC players with 1,659 total yards from scrimmage, and his five 100-yard rushing days were also a team single-season record.

Harris leaned on 2006 leading rusher Ron Dayne, who produced a team- and career-high 773 yards and six touchdowns in 2007. Rookie undrafted free agent Darius Walker came on late in the year and ran for 264 yards in the last four games.

Dayne led a committee of running backs with 612 yards and five touchdowns, including a career-high 153 yards and two touchdowns to lead Houston to its first-ever win over Indianapolis in 2006. Houston was one of three teams to have three different players rush for at least 90 yards in a game, and the Texans were the only team that had a pair of rookies each top the 90-yard mark in a game.

Harris helped Domanick Williams earn the 2003 Diet Pepsi Rookie of the Year award and develop into a two-time 1,000-yard rusher. Williams, drafted in the fourth round in 2003, is the franchise's all-time leading rusher with 3,195 career yards.

During Harris' seven-year tenure with the Panthers, injuries forced the club to suit up a bevy of running backs, which included Tshimanga Biakabutuka, Richard Huntley, Brad Hoover, Fred Lane, Anthony Johnson and Derrick Moore. Harris helped Carolina set an expansion record with seven wins in 1995 and also helped the Panthers reach the NFC Championship Game the following season.

Harris launched his NFL coaching career with the Buffalo Bills in 1981, coaching two seasons. He entered the coaching profession at Colorado State in 1970, coaching three seasons before heading to Long Beach State. After one season at Long Beach, Harris joined the Detroit Wheels of the World Football League in 1974. He then moved on to the University of Washington, where he spent six seasons, helping the Huskies to two bowl wins, including a Rose Bowl victory against Michigan.

Harris lettered in football and track at Northern Arizona, where he is a member of the Lumberjacks' athletic hall of fame.

Born in Durham, N.C., Harris attended Long Beach (Calif.) Poly High School. He has a son, Tyler, and a daughter, Tarana. Harris and his wife, Karen, have a daughter, Kara. The family lives in Sugar Land.

HARRIS' COACHING LEDGER

2002-12:	Running Backs, Houston Texans
1995-01:	Running Backs, Carolina Panthers
1994:	Offensive Coordinator, Los Angeles Rams
1992-93:	Running Backs, Los Angeles Rams
1983-91:	Offensive Backfield, Seattle Seahawks
1981-82:	Running Backs, Buffalo Bills
1975-80:	Defensive Backs, University of Washington
1974:	Wide Receivers, Detroit Wheels (World Football League)
1973:	Wide Receivers, Long Beach State
1970-72:	Wide Receivers, Colorado State

REGGIE HERRING
LINEBACKERS
FOURTH SEASON WITH TEXANS/SEVENTH NFL SEASON

Reggie Herring is in his fourth season overall with the Texans and the second year of his second tenure as Houston's linebackers coach. Herring re-joined the Texans with the hiring of defensive coordinator Wade Phillips as linebackers coach in 2011.

Herring's linebackers played a pivotal role in Houston undergoing the third-largest defensive improvement in NFL history since the 1970 AFL-NFL merger in 2011. The Texans ranked second in the NFL in total defense, allowing 285.7 yards per game, after giving up 376.9 yards per game and ranking 30th in 2010. Houston's linebackers accounted for 27 of a franchise-record 44 sacks, which ranked sixth in the NFL.

In 2011, inside linebacker Brian Cushing earned second-team AP All-Pro recognition and led the team with 114 tackles. Connor Barwin made the transition to outside linebacker from defensive end and tied for third in the AFC with a team-high 11.5 sacks. Barwin also set a franchise single-game record with 4.0 sacks at Jacksonville on Nov. 27. Outside linebacker Brooks Reed set a Texans rookie record with 6.0 sacks on the season.

Herring also made the defensive calls in Weeks 15 and 16 of the regular season while Phillips recovered from surgery.

From 2002-03, Herring served as the Texans linebackers coach and helped former Texans linebacker Jamie Sharper lead the NFL with 166 tackles in 2003. Sharper's tackle total from 2003 still stands as the Texans single-season standard. Linebacker Jay Foreman joined Sharper in posting back-to-back seasons with more than 130 tackles during Herring's first two years with the team.

Prior to re-joining the Texans staff, Herring was the Dallas Cowboys linebackers coach from 2008-10, while Phillips was head coach. Dallas linebacker DeMarcus Ware led the NFL with a combined 46.5 sacks in that time, including the second-most sacks ever by a linebacker in a season and League-best 20.0 in 2008. Former Cowboy and current Texans linebacker Bradie James led the team with 202 tackles in 2008, making him the second player in Cowboys history to surpass the 200-tackle mark in a season. The Cowboys top-three tacklers were from Herring's linebacker corps all three seasons he was in Dallas.

Herring was named defensive coordinator at Texas A&M on former Texans offensive coordinator Mike Sherman's staff early in 2008, but left a month later to take his position with the Cowboys.

In addition to his successes as an NFL coach, Herring spent 25 years in the collegiate ranks coaching some of the country's best defenses, and coached in 18 bowl games overall. From 2005-07, Herring was the defensive coordinator and linebackers coach at the University of Arkansas and served as the interim head coach for the Razorbacks in the 2008 AT&T Cotton Bowl Classic. Herring's defense helped Arkansas win the 2006 Southeastern Conference Western Division and earn two postseason bowl berths. In 2006, Herring was a finalist for the Broyles Award, given annually to the nation's top assistant coach.

Before going to Arkansas, Herring served as the defensive coordinator at North Carolina State in 2004, where the Wolfpack led the country in total defense (221.4 yards per game), pass efficiency defense, and was second in total pass defense. Herring helped coach former Texan Mario Williams to an All-America performance.

Herring coached linebackers at Clemson from 1994-2001, and added the title of defensive coordinator in 1997. Seven of Herring's linebackers were drafted during his tenure at Clemson, including Anthony Simmons, who was taken 15th overall by Seattle in 1998. In 2000, he coached Butkus Award finalist Keith Adams, who also led the NCAA in tackles.

Herring's first coordinator experience came at TCU from 1992-93. He coached linebackers at Auburn from 1986-91, winning three SEC championships. His coaching career began in 1981 as a graduate assistant on Jimmy Johnson's staff at Oklahoma State, where he was the linebackers coach from 1982-85.

A Florida State Hall of Fame selection in 1989, Herring was a three-year starting linebacker for head coach Bobby Bowden from 1978-80. He led the Seminoles in tackles all three years and is still the third-leading tackler in FSU history. He was a team captain as a senior and played in the Tangerine Bowl and the Orange Bowl twice.

The 53-year-old Myrtle Beach, S.C. native, is married to the former Lisa Ward of Griffin, Ga. The couple has a daughter, Caroline, 26, and a son, Adam, 23.

HERRING'S COACHING LEDGER

2011-12:	Linebackers, Houston Texans
2008-10:	Linebackers, Dallas Cowboys
2007:	Interim Head Coach/Cotton Bowl, Arkansas
2005-07:	Defensive Coordinator/Linebackers, Arkansas
2004:	Defensive Coordinator, North Carolina St.
2002-03:	Linebackers, Houston Texans
1997-01:	Defensive Coordinator/Linebackers, Clemson
1994-96:	Linebackers, Clemson
1992-93:	Defensive Coordinator, TCU
1986-91:	Linebackers, Auburn
1982-85:	Linebackers, Oklahoma State
1981:	Graduate Assistant, Oklahoma State

VANCE JOSEPH
DEFENSIVE BACKS
SECOND SEASON WITH TEXANS/EIGHTH NFL SEASON

Vance Joseph is in his second season as the Houston Texans defensive backs coach and was hired on Feb. 11, 2011. Joseph spent the previous six seasons with the San Francisco 49ers, including the last five as the secondary coach.

In Joseph's second season leading the Texans' secondary, cornerback Kareem Jackson led the team with his career-high four interceptions, and cornerback Johnathan Joseph earned his second-straight Pro Bowl selection.

Joseph's first year with the Texans yielded dramatic returns in pass defense. The 2011 Texans were third in the NFL in overall pass defense, allowing 189.7 yards per game compared to the 267.5 net passing yards it allowed in 2010, which ranked last in the NFL. Houston led the NFL with a 51.9 opponent completion percentage and held opposing quarterbacks to a 69.0 passer rating. Cornerback Johnathan Joseph tied for the team lead with four interceptions and earned his first career Pro Bowl berth under Vance Joseph's direction.

In 2010, Joseph's defensive backs keyed the NFL's top third-and-long defense, stopping opposing offenses nearly 80 percent of the time. Joseph's secondary led the 49ers defensive effort in 2009, recording 21 of the team's 33 takeaways, helping result in the NFL's largest turnover ratio improvement from 2008 to 2009 (plus-26). San Francisco also led the NFL in opponent passer rating inside its own 30-yard line in 2009, with a stingy 53.5 mark. Free safety Dashon Goldson had a breakout year with three interceptions and a career-high 114 tackles.

In 2008, the 49ers gave up the second-fewest pass plays of 20-plus yards in the NFL and allowed the third-fewest passing yards in the NFL over the last five games of the season, giving up just 887 yards through the air in that span.

Prior to his stint with the 49ers, Joseph spent six years coaching in the college ranks. He served as defensive backs coach at Wyoming (2002), Colorado (2002-03) and Bowling Green (2004) before moving on to join Mike Nolan's staff in San Francisco as the secondary assistant.

Joseph began his coaching career at his alma mater, Colorado, serving as a graduate assistant from 1999-2001.

Joseph made the transition from college quarterback at Colorado from 1990-94, to NFL cornerback. Joseph signed and played with the New York Jets as an undrafted free agent in 1995 and played for the Indianapolis Colts in 1996, compiling two interceptions in 17 career games.

Born and raised in Marrero, La., Joseph earned his bachelor's degree in marketing from Colorado in 1994.

JOSEPH'S COACHING LEDGER

2011-12:	Defensive Backs, Houston Texans
2006-10:	Defensive Backs, San Francisco 49ers
2005:	Assistant Secondary Coach, San Francisco 49ers
2004:	Defensive Backs, Bowling Green
2002-03:	Defensive Backs, Colorado
2002:	Defensive Backs, Wyoming
1999-01:	Graduate Assistant, Colorado

BOBBY KING
ASSISTANT LINEBACKERS
SECOND SEASON WITH TEXANS/THIRD NFL SEASON

Bobby King is in his second season with the Houston Texans and first as assistant linebackers coach. King joined the Texans as a defensive assistant in 2011 and was promoted to his current position in March 2012. He has spent his entire collegiate and pro coaching career in the state of Texas.

In 2011, King's efforts helped produce the third-largest defensive improvement in NFL history since the 1970 AFL-NFL merger. The Texans ranked second in the NFL in total defense with 285.7 yards per game after giving up 376.9 yards per game and ranking 30th in 2010.

King came to the Texans after serving as the defensive quality control/assistant linebackers coach for the Dallas Cowboys in 2010 where he worked directly under Texans linebackers coach Reggie Herring and defensive coordinator Wade Phillips. Prior to his tenure in Dallas, King was the defensive line coach at West Texas A&M University in 2008-09, and helped the 2009 team reach its first bowl game since 1967.

From 2006-07, King worked with the defensive line as a graduate assistant at Baylor. In 2005, King ended his first stint at WTAMU by helping the team win the Lone Star Conference championship and make the school's first NCAA Division II Playoff appearance.

King began his coaching career as a student assistant at his alma mater, Texas-El Paso, working with the defensive line from 2002-03. He was a three-year letter winner and two-year starter at UTEP on the defensive line from 1998-2000.

King and his wife, Elizabeth, have a son, Jack Robert, who was born in March.

KING'S COACHING LEDGER

2011-12:	Defensive Assistant, Houston Texans
2010:	Defensive Quality Control/Assistant Linebackers, Dallas Cowboys
2008-09:	Defensive Line, West Texas A&M
2006-07:	Graduate Assistant (Defensive Line), Baylor
2005:	Defensive Line, West Texas A&M
2002-03:	Student Assistant, UTEP

LARRY KIRKSEY
WIDE RECEIVERS
SIXTH SEASON WITH TEXANS/16TH NFL SEASON

Larry Kirksey is in his sixth season as the wide receivers coach for the Texans and his 16th year coaching NFL wide receivers. Kirksey has coached some of the best wide receivers in NFL history, including four who have more than 850 career receptions: Jerry Rice (1,549), Terrell Owens (1,078), Derrick Mason (943) and Jimmy Smith (862).

Kirksey's star pupil in Houston is six-time Pro Bowler Andre Johnson. In six seasons under Kirksey's tutelage, Johnson has averaged an NFL-best 94.2 yards per game, led the League in receiving yards in 2008 and 2009, and led the NFL in receptions in 2008. Johnson joined Rice as the only receivers in NFL history to lead the League in receiving yards in consecutive seasons and joined Marvin Harrison as the only receivers to surpass 1,500 yards in back-to-back years. Johnson passed the 11,000-yard mark for his career in 2012. He reached the mark in his 136th career game, becoming the third fastest- in history to do so.

The emergence of Houston's run game and injuries to its quarterbacks and receiving corps saw the receiving numbers decline from recent years, but the Texans receivers were not without success in 2011. Despite missing nine games to injury, Johnson caught 33 passes for 492 yards for an average of 14.9 yards, his third consecutive season averaging more than 14 yards per catch. Once healthy in the playoffs, Johnson totaled 13 receptions for 201 yards (15.5 average). Kevin Walter led the Texans receivers with 39 receptions for 474 yards (12.2 average) and three touchdowns, including the game-winning grab in a playoff-clinching win at Cincinnati in December. Jacoby Jones caught 31 passes for 512 yards (16.5 average) and two scores.

Houston's receivers put up big numbers in leading the NFL's third-ranked offense in 2010. Despite injury, Johnson led the team and ranked sixth in the NFL with 86 receptions for 1,216 yards and eight touchdowns to earn another Pro Bowl selection. Walter had his fourth-straight 50-catch, 600-yard season under Kirksey, with 51 receptions for 621 yards. Jones set career highs with 51 receptions for 562 yards.

The receiving corps was a team strength in 2009 as the Texans led the NFL in passing offense at 290.9 yards per game. In addition to Johnson, Walter caught 53 passes for 611 yards while Jones emerged as a big-play threat, averaging a touchdown every 4.5 receptions. David Anderson turned in a career year with 38 receptions for 370 yards.

In 2008, Johnson led the NFL with career-highs of 115 receptions and 1,575 receiving yards. The franchise's all-time leading receiver earned Associated Press first-team All-Pro honors and started for the AFC in the Pro Bowl. Johnson teamed with Walter for the most prolific receiving tandem in the League, combining for 2,474 receiving yards. Walter's 899 yards were a career high and he shared the team lead with Johnson with eight touchdown receptions.

In his first year with the Texans, Kirksey oversaw a group that had three players top 700 receiving yards, making Houston one of just four teams to achieve that feat. The unit's depth was tested when Johnson missed seven games due to injury, but fellow receivers Walter and André Davis stepped up to fill the void. Walter set career highs with 65 receptions, 800 yards and four touchdowns. He led the team in receptions and he was second in receiving yards. Davis emerged as one of the best deep threats in the NFL, averaging nearly 18 yards per catch. Despite playing in just nine games, Johnson once again led the team with 851 receiving yards and eight touchdowns.

Prior to joining the Texans staff, Kirksey helped lead Middle Tennessee State to the 2006 Sun Belt Conference title and a Motor City Bowl win as the assistant head coach and running backs coach for the Blue Raiders in 2005. He was a volunteer coach for the Denver Broncos in 2004.

Kirskey spent 2003 as the wide receivers coach with the Jacksonville Jaguars, where Jimmy Smith led the team with 54 receptions despite missing four games. From 2001-02, Kirksey coached wide receivers for the Detroit Lions. In 2001, Johnnie Morton finished the year 12th in the NFL with 1,154 receiving yards and the Lions finished sixth in the league with 224.8 yards per game.

A Kentucky native, Kirksey served as assistant head coach and was in charge of the wide receivers at Texas A&M in 2000. That year, he helped lead the Aggies to a berth in the Independence Bowl while injecting hints of the West Coast offense.

In 1994, Kirksey began his NFL coaching career with the responsibility of coaching the NFL's all-time reception and receiving yards leader, Rice. Under Kirksey, Rice set an NFL record with 1,848 receiving yards, and had a career-high 122 receptions in 1995. From 1994-99 Rice caught 606 passes for 6,666 yards. Kirksey's receivers helped set a Super Bowl record in Super Bowl XXIX with six touchdown catches, including three by Rice.

From 1990-93, Kirksey coached running backs for Alabama, where he helped lead the Crimson Tide to a national championship in 1992. Kirksey's running backs led the SEC with 252 rushing yards per game. He coached running backs at the University of Florida under Charlie Pell and Galen Hall from 1984-88. During his tenure at Florida, he coached star running backs Lorenzo Hampton, Neal Anderson, John L. Williams and Emmitt Smith. After leaving Florida, Kirksey spent one year as running backs coach at Pittsburgh. Prior to joining the Gators, Kirksey gained valuable experience by taking over head coaching duties at Kentucky State in 1983.

Kirksey got his start in coaching as the wide receivers/tight end coach at Miami of Ohio in 1974, and remained there for three seasons before joining the staff at Kentucky. He also coached wide receivers and tight ends for the Wildcats from 1977-81, then spent the 1982 campaign coaching the same positions at Kansas.

Kirksey earned a bachelor's degree from Eastern Kentucky in 1974, where he was a four-year letterman and three-year starter at wide receiver. As a senior, he earned all-conference honors. He was out of coaching in 2005 while serving as deputy executive director of the Kentucky Sports Authority.

He and wife Anita have two children, Jessica and Jared.

KIRKSEY'S COACHING LEDGER

2007-12:	Wide Receivers, Houston Texans
2006:	Asst. Head Coach/Running Backs, Middle Tennessee
2004:	Asst. Special Teams/ Volunteer, Denver Broncos
2003:	Wide Receivers, Jacksonville Jaguars
2001-02:	Wide Receivers, Detroit Lions
2000:	Asst. Head Coach/Wide Receivers, Texas A&M
1994-99:	Wide Receivers, San Francisco 49ers
1990-93:	Running Backs, Alabama
1989:	Running Backs, University of Pittsburgh
1984-88:	Running Backs, Florida
1983:	Head Coach, Kentucky State
1982:	Wide Receivers/Tight Ends, Kansas
1977-81:	Wide Receivers/Tight Ends, Kentucky
1974-76:	Quarterbacks/Wide Receivers/Tight Ends, Miami (Ohio)

MARC LUBICK

ASSISTANT WIDE RECEIVERS

THIRD SEASON WITH TEXANS/FIFTH NFL SEASON

Marc Lubick is in his third season with the Houston Texans and first as assistant wide receivers coach. Lubick joined the Texans as an offensive assistant on Feb. 11, 2010 and was promoted to his current position on Feb. 14, 2012.

The Texans offense set a franchise record for total offense in 2010, as well as franchise rushing records in 2010 and 2011 with Lubick on staff. Entering the 2012 season, Houston ranked fourth in the NFL with 140.3 rushing yards per game, was tied for the NFL lead with 38 combined rushing touchdowns and set franchise rushing records in consecutive years in Lubick's first two seasons working with the offense.

The 2011 Texans set franchise records with 2,448 rushing yards (153.0 per game) and 546 rushing attempts to rank second in the NFL; and excelled in the postseason, averaging 159.5 rushing yards per game in helping the Texans reach the Divisional round of the playoffs. In 2010, Houston set franchise records with 390 points scored, 6,186 total yards of offense (386.6 per game) and 2,042 yards rushing (127.6 yards per game).

Lubick, 34, has 11 seasons of coaching experience, including eight seasons at Colorado State, where he served as the tight ends coach and recruiting coordinator from 2008-09 prior to joining the Texans. He was named to Rams head coach Steve Fairchild's staff on Dec. 12, 2007 after coaching CSU's wide receivers from 2005-07. During that time, he coached former Texans wide receiver David Anderson, a seventh-round draft pick in 2006, along with 2007 NFL free agent signee Dustin Osborn.

A former college safety, Lubick launched his coaching career in 2000 as a defensive student assistant at CSU. During the 2002 season, Lubick was an academic graduate assistant coach at CSU, working with the team's wide receivers.

Lubick then worked in the NFL with Fairchild on Mike Martz's St. Louis Rams staff as a scouting assistant for two seasons (2003-04) before returning to CSU in the spring of 2005.

A defensive back at Montana State from 1996-99, Lubick earned academic all-conference honors three times.

Lubick's father, Sonny, is considered the most successful head football coach in CSU history, and in addition to working at Miami (Fla.), also served as an assistant at Stanford, Colorado State and Montana State. He was also the head coach at Montana State from 1978-81. Marc's brother, Matt, is the wide receivers coach and recruiting coordinator/pass game coordinator at Duke.

In 2006, Marc began a difficult but successful year-long battle with a rare form of cancer, fighting through months of chemotherapy and inspiring his family, players and fellow coaches.

A 2001 graduate of Colorado State, he has a bachelor's degree in health and exercise science.

LUBICK'S COACHING LEDGER

2012:	Assistant wide receivers, Houston Texans
2010-11:	Offensive assistant, Houston Texans
2008-09:	Tight ends/recruiting coordinator, Colorado State
2005-07:	Wide receivers, Colorado State
2003-04:	Scouting assistant, St. Louis Rams
2002:	Academic graduate assistant, Colorado State
2000-01:	Defensive student assistant, Colorado State

BRIAN PARIANI

TIGHT ENDS

SEVENTH SEASON WITH TEXANS/22ND NFL SEASON

Brian Pariani is in his seventh season with the Houston Texans as the tight ends coach. Pariani is responsible for one of the more utilized units in the Texans' offensive scheme. Under Pariani's guidance, Owen Daniels has established himself as one of the best tight ends in the NFL.

The Texans relied on their tight ends in 2011 more than any other year in franchise history. Pariani's unit, which included Daniels, Joel Dreessen, Garrett Graham and James Casey, caught a combined 101 passes for 1,314 yards and 10 touchdowns. The group also blocked for the NFL's second-ranked run game and set a franchise record 153.0 rushing yards per game. Daniels stepped up to lead the team with 54 receptions for 677 yards and three touchdowns. Dreessen caught 28 passes for 353 yards and a team-best and career-high six touchdowns. Casey set career highs with 18 receptions for 260 yards and a touchdown.

Houston's tight end trio of Daniels, Dreessen and Casey combined to make 82 receptions for 1,087 yards and six touchdowns in 2010, marking the most yards in a season by Texans tight ends in franchise history at the time.

In addition to pass-receiving production, Houston's tight ends also blocked for NFL rushing champion Arian Foster's 1,616 yards on the ground in 2010. It marked the second time during Pariani's tenure the Texans have had a 1,000-yard rusher. Dreessen set career highs with 36 receptions for 518 yards, a 14.4 average per catch and had four touchdown receptions. Daniels, who fought through a residual hamstring injury suffered during rehabilitation from his 2009 knee injury, posted 38 receptions for 471 yards and two touchdowns. Casey had eight receptions for 98 yards.

Daniels earned his first Pro Bowl trip in 2008 while under Pariani's watch and was on pace for a second all-star nod in 2009 before his season was cut short by injury. Daniels caught 40 passes for 519 yards and five touchdowns before going down with a season-ending knee injury in the eighth game of the year.

Despite the loss of Daniels, the tight end position remained a vital cog in the League's top-ranked passing attack. Dreessen put together a career year, catching 26 passes for 320 yards and a touchdown.

In 2008, Daniels caught 70 passes for 862 yards, both career highs, and two touchdowns. He ranked among the top five AFC tight ends in receptions, receiving yards, first downs (46), yards per catch (12.3) and yards per game (53.9). In addition to Daniels' stellar year, Dreessen caught 11 passes for 77 yards on the season.

In 2007, Pariani's tight ends had what was then the third-most productive year in team history, combining to catch 73 passes for 859 yards and six touchdowns. They were led by Daniels, who was sixth among NFL tight ends with 63 receptions for 768 yards and three touchdowns. Nearly 70 percent of Daniels' receptions (44-of-63) went for first downs, which ranked fourth in the League among tight ends. Dreessen caught four passes for 55 yards and the first two touchdowns of his career.

In his first season with Houston, Pariani developed Daniels, a fourth-round draft choice, into the most productive rookie tight end in the NFL and a first-team PFWA/PFW all-rookie selection. Daniels set the Texans rookie record with five receiving touchdowns, which matched wide receiver Andre Johnson for the team lead. Daniels finished his first year with 34 catches for 352 yards and five touchdowns, all of which were first among rookie tight ends.

The move to Houston returned Pariani to the pro coaching ranks after spending the 2005 season as the offensive coordinator at Syracuse University. He spent 1995-04 coaching tight ends with the Denver Broncos alongside Texans head coach Gary Kubiak. Before his time with the Broncos, Pariani coached with the San Francisco 49ers from 1991-94. Pariani teamed with Kubiak to bring the 49ers a Super Bowl championship in 1994.

Having coached with the Broncos in Super Bowl XXXII and XXXIII and with the San Francisco 49ers in Super Bowl XXIX, Pariani is one of only eight coaches in the NFL to have won World Championships with teams from both conferences.

While with the Broncos, Pariani coached Shannon Sharpe, the second-leading receiving tight end in NFL history and 2011 Pro Football Hall of Fame inductee. Sharpe led the NFL in receptions by a tight end from 1996-98 averaging 73 catches over the three-year span. Sharpe totaled 425 receptions for 5,373 yards and 38 touchdowns with Pariani. Sharpe retired in 2004, finishing his career with eight Pro Bowl selections. He retired as the NFL career record holder among tight ends with 815 receptions, 10,060 yards and 62 touchdowns. On Oct. 20, 2002, Sharpe set an NFL record with 214 receiving yards by a tight end in a 37-34 overtime win at Kansas City.

From 1995-2004, Pariani's tight ends combined for 859 receptions and 9,948 receiving yards, the most in the NFL during that 10-year period. In 2001, Pariani's unit combined to catch 100 passes, sending tight end Dwayne Carswell to his first Pro Bowl.

On the ground, Pariani's group helped lead the way for Denver runners to rush for 22,483 yards, most in the NFL from 1995-04. Denver running backs topped the 1,000-yard mark nine times during Pariani's tenure in the Mile High City.

In 1990, Pariani served as a scouting assistant with the San Francisco 49ers before being promoted to offensive coaches assistant in 1991. The 49ers' offense led the NFL in total yards in 1992 and '93, and scored a team-record 505 points and 62 touchdowns in 1994 en route to a Super Bowl title. After earning his bachelor's degree in political science from UCLA in 1989, Pariani began his career as a graduate assistant at his alma mater under Terry Donahue.

Pariani was born in San Francisco and was a three-sport athlete at Marin Catholic High School in Kentfield, Calif. Pariani and his wife, Stephanie, have two daughters, Jessica and Gianna. The family resides in Houston.

PARIANI'S COACHING LEDGER

2006-12:	Tight Ends, Houston Texans
2005:	Offensive Coordinator, Syracuse
1995-04:	Tight Ends, Denver Broncos
1991-94:	Offensive coaches assistant, San Francisco 49ers
1990:	Scouting assistant, San Francisco 49ers
1989:	Offensive graduate assistant, UCLA

JIM RYAN
ASSISTANT OFFENSIVE LINE
SECOND SEASON WITH TEXANS/SEVENTH NFL SEASON

Jim Ryan is in his second year with the Houston Texans and first as the assistant offensive line coach. He was promoted to his current position in March 2012 after joining the Texans as an offensive assistant prior to the 2011 season.

Houston set franchise records with 2,448 rushing yards (153.0 per game) and 546 rushing attempts to rank second in the NFL; and excelled in the postseason, averaging 159.5 rushing yards per game in helping the Texans reach the Divisional round of the playoffs in Ryan's first year on staff. Houston also led the NFL in time of possession (32:41) and set a franchise record for fewest interceptions thrown with nine.

Ryan played 10 seasons and coached for six more in the professional ranks prior to joining the Texans staff. He spent the 2010 season as the special teams coordinator with the Omaha Nighthawks of the UFL and also worked with the team's linebackers. He began his NFL coaching career in November 2004 when he joined the Denver Broncos staff as a volunteer defensive assistant. He was hired as a full-time defensive assistant in 2005.

After three years assisting with the defense, Ryan worked as an offensive assistant in 2006 alongside current Texans offensive coordinator Rick Dennison. He returned to the defensive side of the ball as the linebackers coach in 2007.

Ryan began his coaching career as a volunteer coach in 2001 at Regis Jesuit High School in Colorado. He was head coach at Regis from 2002-04, leading the team to the 5A state playoffs each year.

Ryan enjoyed a 10-year playing career with the Denver Broncos, joining the team as an undrafted free agent out of William & Mary in 1979. From 1979-88, Ryan started 91 games at linebacker in the Broncos' 3-4 system and played in 150 games overall, including Super Bowls XXI and XXII.

Following his playing career, Ryan entered the broadcasting arena and called all University of Colorado football and basketball games for six years as the "Voice of the Buffs." He also served as the president of the Denver Broncos Youth Foundation from 1992-95.

A native of Bellmawr, N.J., Ryan is a member of the Bishop Eustace High School (N.J.) Hall of Fame and the William & Mary Hall of Fame. He earned a bachelor's degree in business management from William & Mary and an MBA in real estate and construction management from the University of Denver while playing for the Broncos.

Ryan and his wife, Sara, have three sons and a daughter-in-law; Ben, an Air Force captain, and his wife, Becca, a third-year law student; Jonathan, a project manager; and Sam, a recent graduate of TCU.

RYAN'S COACHING LEDGER

2012:	Assistant offensive line, Houston Texans
2011:	Offensive Assistant, Houston Texans
2010:	Special Teams Coordinator, Omaha Nighthawks (UFL)
2007-08:	Linebackers, Denver Broncos
2006:	Offensive Assistant, Denver Broncos
2005:	Defensive Assistant, Denver Broncos
2004:	Volunteer Defensive Assistant, Denver Broncos

CEDRIC SMITH
HEAD STRENGTH AND CONDITIONING COACH
THIRD SEASON WITH TEXANS/12TH NFL SEASON

Cedric Smith is in his third season as the Texans head strength and conditioning coach and his 12th season overall as an NFL coach. The former NFL fullback has implemented a vigorous off-season program that not only puts an emphasis on strength training and cardiovascular endurance, but also focuses on enhancing speed and flexibility. Smith also supervises the club's personalized in-season training regimen.

Smith was hired as the Texans head strength and conditioning coach following a three-year stint as Kansas City's strength and conditioning coach. He also spent six years as an assistant strength coach with the Denver Broncos (2001-06).

Prior to joining the Broncos, Smith was a fitness manager and consultant with Gold's Gym in Phoenix for two years (1999-00) after concluding a successful seven-year NFL playing career. During his professional playing tenure, Smith enjoyed stints with Arizona (1996-98), Washington (1994-95), New Orleans (1991) and Minnesota (1990). He finished his NFL career with 40 carries for 100 yards (2.5 avg.) with two touchdowns and 20 receptions for 141 yards (7.1 avg.) with two scores. He also had five kickoff returns for 83 yards (16.6 avg.). He originally entered the NFL as the second of Minnesota's two fifth-round selections (131st overall) in the 1990 NFL Draft. Smith appeared in 15 games for the Vikings as a rookie, opening holes for running back Herschel Walker.

Smith enjoyed his finest NFL campaign in 1994 with Washington. He played in 14 games (eight starts), rushing 10 times for 48 yards (4.8 avg.) and catching 15 passes for 118 yards (7.9 avg.).

Prior to entering the NFL, Smith was a three-year starter at fullback at the University of Florida, where he paved the way for running back Emmitt Smith, the NFL's all-time leading rusher. Cedric Smith finished his collegiate career with 20 starts, carrying the ball 102 times for 300 yards (2.9 avg.) with four touchdowns and catching 11 passes for 77 yards (7.0 avg.). He was a three-time Academic All-Southeastern Conference selection.

Before enrolling at Florida, Smith was named All-Alabama as a fullback at Enterprise High School in Enterprise, Ala. Smith graduated from the University of Florida with a degree in Health Sciences in 1990. He has five children: Chandler, Canyon, Cole, Cameron and Cerraya.

SMITH'S COACHING LEDGER

2010-12:	Head strength and conditioning coach, Houston Texans
2007-09:	Head strength and conditioning coach, Kansas City Chiefs
2001-06:	Assistant strength and conditioning coach, Denver Broncos

MATT SCHIOTZ

ASSISTANT STRENGTH AND CONDITIONING

FOURTH SEASON WITH TEXANS/13TH NFL SEASON

Matt Schiotz is in his fourth season as the Texans' assistant strength and conditioning coach and 13th season as a strength and conditioning coach in the NFL.

Schiotz served as the Miami Dolphins head strength and conditioning coach in 2007 prior to joining the Texans staff. He joined the Dolphins after spending the previous five seasons (2002-06) as the assistant strength and conditioning coach with the San Diego Chargers. He also served in that capacity with the Washington Redskins in 2001.

Schiotz got his start in the coaching profession when he served as an intern in the strength room of the Kansas City Chiefs in 1994. From 1995-96, he was a graduate assistant at the University of Kansas. He then spent the 1997 season assisting with the Chiefs' strength program before being named the head strength and conditioning coach at the University of Southern California in 1998, a role in which he served the next three years (1998-00).

A native of Menomonie, Wisc., Schiotz earned his degree in exercise science from the University of Wisconsin-La Crosse in 1994 and his master's degree in exercise physiology and nutrition from the University of Kansas in 1997. Schiotz is a certified strength and conditioning specialist (CSCS) by the national Strength and Conditioning Association (NSCA). He is also certified in the Functional Movement Screen (FMS).

SCHIOTZ'S COACHING LEDGER

2009-12:	Assistant Strength and Conditioning, Houston Texans
2007:	Head Strength and Conditioning, Miami Dolphins
2002-06:	Assistant Strength and Conditioning, San Diego Chargers
2001:	Assistant Strength and Conditioning, Washington Redskins
1998-00:	Head Strength and Conditioning, University of Southern California
1997:	Strength and Conditioning Assistant, Kansas City Chiefs
1995-96:	Graduate Assistant, University of Kansas
1994:	Intern, Kansas City Chiefs

MISTER ALEXANDER

INSIDE LINEBACKER

90

Height: 6-3 | Weight: 242 | College: Florida State |
Hometown: Aldine, Texas | 2nd NFL Season |
2nd with Texans | Age as of Kickoff Weekend 2012: 24 |
Acquired: CFA-'11 | 2012 GP/GS: 6/0 |
Career GP/GS: 14/0 | Teams: Houston, 2011-12 |

TRANSACTIONS: Signed with Houston Texans on July 28, 2011...Released by Texans on Sept. 3, 2011...Signed by Texans to the practice squad on Sept. 4, 2011...Activated from practice squad to active roster on Nov. 2, 2011....Released by Texans on Oct. 31, 2012...Signed by Texans to the active roster on Jan. 1, 2013.

2012 (Houston 6/0, 1/0):

- Made a special teams tackle in the season opener vs. Miami (9/9) and at Denver (9/23)
- Inactive vs. Tennessee (9/30)
- Assisted on a special teams tackle at the New York Jets (10/8)
- Made two special teams tackles vs. Green Bay (10/14)

2011 (Houston 8/0, 2/0):

- Played in eight games as a rookie and made three solo tackles and four special teams tackles
- Activated from practice squad to active roster (11/2)
- Made his professional debut on special teams and led the Texans with two special teams tackles vs. Cleveland (11/6)
- Had three solo tackles and two special teams tackles in the season finale vs. Tennessee (1/1/12)
- Made his postseason debut on special teams in AFC Wild Card Playoff vs. Cincinnati (1/7/12)

COLLEGE:

- Played strongside linebacker as a senior and in in 14 starts, he registered a single-season career high 56 tackles, shattering his previous mark of 17 set in 2009
- Had 42 solo stops to his credit to go along with 5.5 tackles for loss, one pass breakup, two fumble recoveries and 1.5 sacks
- Posted a single-game high with eight tackles against North Carolina, including a sack
- Selected by the coaches as the most improved linebacker at the end of spring practice in 2010

PERSONAL:

- A three-star rated safety who amassed 137 tackles over final two seasons at Aldine Eisenhower High despite missing time with injuries
- Named Mister by his parents with the acronym MR standing for "Mentally Ready"
- Volunteered to read to first grade students at Kate Sullivan Elementary

Alexander's 2012 Season Statistics

			Tackles					Interceptions					Fumbles			
Date, Opp	G	GS	Tot	Solo	Asst	Sk	Yds	No	Yds	Lg	TD	PD	FF	FR	Yds	TD
9/9 vs. MIA	1	0	0	0	0	0.0	0.0	0	0	0	0	0	0	0	0	0
9/16 @ JAX	1	0	0	0	0	0.0	0.0	0	0	0	0	0	0	0	0	0
9/23 @ DEN	1	0	0	0	0	0.0	0.0	0	0	0	0	0	0	0	0	0
9/30 vs. TEN							INACTIVE									
10/8 @ NYJ	1	0	0	0	0	0.0	0.0	0	0	0	0	0	0	0	0	0
10/14 vs. GB	1	0	0	0	0	0.0	0.0	0	0	0	0	0	0	0	0	0
10/21 vs. BAL	1	0	0	0	0	0.0	0.0	0	0	0	0	0	0	0	0	0
11/4 vs. BUF							NOT WITH TEAM									
11/11 @ CHI							NOT WITH TEAM									
11/18 vs. JAX							NOT WITH TEAM									
11/22 @ DET							NOT WITH TEAM									
12/2 @ TEN							NOT WITH TEAM									
12/10 @ NE							NOT WITH TEAM									
12/16 vs. IND							NOT WITH TEAM									
12/23 vs. MIN							NOT WITH TEAM									
12/30 @ IND							NOT WITH TEAM									
2012 Totals	6	0	0	0	0	0.0	0.0	0	0	0	0	0	0	0	0	0

Alexander's Career Statistics

				Tackles					Interceptions					Fumbles			
Year	Team	G	GS	Tot	Solo	Asst	Sk	Yds	No	Yds	Lg	TD	PD	FF	FR	Yds	TD
2011	Hou	8	0	3	3	0	0.0	0.0	0	0	0	0	0	0	0	0	0
2012	Hou	6	0	0	0	0	0.0	0.0	0	0	0	0	0	0	0	0	0
NFL Totals		14	0	3	3	0	0.0	0.0	0	0	0	0	0	0	0	0	0

Additional Statistics

Special Teams Tackles: 9 total; 2011 – 4; 2012 – 5.

Alexander's 2012 Playoff Statistics

			Tackles					Interceptions					Fumbles			
Date, Opp	GP	GS	Tot	Solo	Asst	Sk	Yds	No	Yds	Lg	TD	PD	FF	FR	Yds	TD
1/5/13 vs. CIN (WC)	1	0	0	0	0	0.0	0.0	0	0	0	0	0	0	0	0	0
2012 Totals	1	0	0	0	0	0.0	0.0	0	0	0	0	0	0	0	0	0

Alexander's Career Playoff Statistics

			Tackles					Interceptions					Fumbles			
Date, Opp	GP	GS	Tot	Solo	Asst	Sk	Yds	No	Yds	Lg	TD	PD	FF	FR	Yds	TD
1/7/12 vs. CIN (WC)	1	0	0	0	0	0.0	0.0	0	0	0	0	0	0	0	0	0
1/15/12 at BAL (Div)	1	0	0	0	0	0.0	0.0	0	0	0	0	0	0	0	0	0
1/5/13 vs. CIN (WC)	1	0	0	0	0	0.0	0.0	0	0	0	0	0	0	0	0	0
Career Totals	3	0	0	0	0	0.0	0.0	0	0	0	0	0	0	0	0	0

ALAN BALL

CORNERBACK

22

Height: 6-2 | Weight: 197 | College: Illinois |
Hometown: Detroit, Mich. | 5th NFL Season |
1st with Texans | Age as of Kickoff Weekend 2012: 27 |
Acquired: UFA-'12 | 2012 GP/GS: 11/1 | Career GP/GS: 71/22 |
Teams: Dallas 2007-11; Houston, 2012 |

TRANSACTIONS: Selected by the Dallas Cowboys in the seventh round (237th overall) of the 2007 NFL Draft…Waived by the Cowboys on Sept. 2, 2007… Signed by Cowboys to the practice squad on Sept. 4, 2007… Activated by Cowboys from practice squad to active roster on Dec. 11, 2007… Signed by the Houston Texans as an unrestricted free agent on June 4, 2012.

CAREER:
- Has appeared in 71 career games with 22 starts totaling 108 tackles (93 solo), three interceptions and one forced and recovered fumble

2012 (Houston 11/1, 1/0):
- Made one tackle on special teams in the season opener vs. Miami (9/9)
- Had two solo tackles and forced a fumble on special teams vs. Tennessee (9/30)
- Made a special teams tackle vs. Green Bay (10/14)
- Assisted on two special teams tackles vs. Baltimore (10/21)
- Tied for the team lead with two tackles on special teams vs. Buffalo (11/4)
- Broke up one pass and made four tackles on special teams vs. Jacksonville (11/18)
- Made his first start of the season and recorded two passes defensed and five tackles at Detroit (11/22)
- Inactive for five games
- Made three tackles on special teams in the AFC Wild Card Playoff vs. Cincinnati (1/5/13)

2011 (Dallas 16/2):
- Saw action in all 16 games with two starts, finishing with 32 tackles (26 solo), one interception and a career-high six passes defensed
- Made his first start of the season at San Francisco (9/18) and made four solo tackles and intercepted a pass
- Had four solo tackles and assisted on a special teams tackle vs. Washington (9/26)
- Started vs. Buffalo (11/13) and finished with four tackles (three solo) and one pass defensed
- Mad three solo tackles and added a special teams tackle in the season finale at the New York Giants (1/1/12)

2010 (Dallas 16/16):
- Started at free safety for all 16 games, finishing with 50 tackles, a half sack, one pressure, two interceptions, five deflections and two forced fumbles
- Opened the season at Washington (9/12) with a then career-best six tackles along with a pass breakup and the first forced fumble of his career.
- Had three tackles in the home opener while helping hold Chicago (9/19) to one-of-11 (9.1%) on third downs
- Made a single-game career-best nine tackles against Jacksonville (10/31)
- Had a tackle, a pressure and split a sack at Green Bay (11/7)
- Tallied five tackles, forced a fumble and made his first career interception at the New York Giants (11/14)
- Had two tackles, two breakups and his second interception of the season in the overtime win at Indianapolis (12/5)

2009 (Dallas 16/3):
- Played in all 16 games with his first three career starts, switching to safety and finished the year with 19 tackles, four passes defensed and was third on the team with 16 special teams tackles
- Had his first defensive tackle of the season and served as special teams captain vs. Carolina (9/28)
- Tied for the team lead with three special teams stops to go with two tackles on defense in the overtime win at Kansas City (10/11)
- Broke up one pass to go with a special teams tackle against Atlanta (10/25) before tying his season high, and leading the team, with three special teams tackles against Seattle (11/1)
- Made his first career start at safety and had three tackles with one pass deflection against Washington (11/22)
- Posted a season-best four tackles and a breakup in a start vs. San Diego (12/13)
- Was the special teams captain at Washington (12/27)
- Was the special teams captain in the Wild Card Playoff Game against Philadelphia (1/9/10) and had one stop in his postseason debut

2008 (Dallas 10/0):
- Opened the season at Cleveland (9/7) playing on special teams
- Saw his first action of the season on defense and had three tackles against Tampa Bay (10/26)
- Added a defensive stop at the N.Y. Giants (11/12)
- Had a season and career-high three special teams tackles against Seattle on Thanksgiving Day (11/27).
- Had his first career pass breakup at Pittsburgh (12/7) followed by two tackles against the New York Giants (12/14)
- Was inactive the final two games of the season with an ankle injury

2007 (Dallas 2/0):
- Spent the first 14 weeks of the season on the team's practice squad
- Saw his first action in the NFL at Carolina (12/22) recording one special teams tackle
- Recorded his first career tackle at Washington (12/30)

COLLEGE:
- Finished his collegiate career at Illinois with 199 tackles, eight tackles for a loss, two interceptions, 23 passes defensed and one forced fumble
- Had a career-high 62 tackles, three tackles for a loss, one interception and 13 passes defensed as a senior
- Named the team's outstanding defensive back at the end of his junior season, playing in all 11 games, with seven starts, and leading the team with 55 total tackles
- As a sophomore, made 10 starts and had 37 tackles, one pass defensed and one tackle for a loss
- Recorded at least one tackle in every game he played that season
- As a freshman, played in seven games, including five starts, and recorded 44 tackles, four passes defensed and one forced fumble

PERSONAL:
- Attended St. Martin De Porres in Detroit, Mich., for two years, earning PrepStar and SuperPrep all-region selection and being named to the Lansing State Journal "Catch 22" list as a senior.
- Helped lead his team to the 2001 state championship and was named a top-50 defensive back recruit nationally by Rivals.com
- Intercepted 15 passes - including six in the postseason - his senior season
- Earned all-state honors in track - winning back-to-back 110-meter hurdles state titles as a junior and senior
- Was enrolled in the College of Liberal Arts and Sciences at Illinois

Ball's 2012 Season Statistics

			Tackles					Interceptions					Fumbles			
Date, Opp	G	GS	Tot	Solo	Asst	Sk	Yds	No	Yds	Lg	TD	PD	FF	FR	Yds	TD
9/9 vs. MIA	1	0	0	0	0	0.0	0.0	0	0	0	0	0	0	0	0	0
9/16 @ JAX	1	0	0	0	0	0.0	0.0	0	0	0	0	0	0	0	0	0
9/23 @ DEN	1	0	0	0	0	0.0	0.0	0	0	0	0	0	0	0	0	0
9/30 vs. TEN	1	0	2	2	0	0.0	0.0	0	0	0	0	0	0	0	0	0
10/8 @ NYJ	1	0	0	0	0	0.0	0.0	0	0	0	0	0	0	0	0	0
10/14 vs. GB	1	0	0	0	0	0.0	0.0	0	0	0	0	0	0	0	0	0
10/21 vs. BAL	1	0	0	0	0	0.0	0.0	0	0	0	0	0	0	0	0	0
11/4 vs. BUF	1	0	0	0	0	0.0	0.0	0	0	0	0	0	0	0	0	0
11/11 @ CHI	1	0	0	0	0	0.0	0.0	0	0	0	0	0	0	0	0	0
11/18 vs. JAX	1	0	0	0	0	0.0	0.0	0	0	0	0	1	0	0	0	0
11/22 @ DET	1	1	5	5	0	0.0	0.0	0	0	0	0	2	0	0	0	0
12/2 @ TEN								INACTIVE								
12/10 @ NE								INACTIVE								
12/16 vs. IND								INACTIVE								
12/23 vs. MIN								INACTIVE								
12/30 @ IND								INACTIVE								
2012 Totals	11	1	7	7	0	0.0	0.0	0	0	0	0	3	0	0	0	0

Ball's Career Statistics

				Tackles					Interceptions					Fumbles			
Year	Team	G	GS	Tot	Solo	Asst	Sk	Yds	No	Yds	Lg	TD	PD	FF	FR	Yds	TD
2007	Dal	2	0	2	2	0	0.0	0.0	0	0	0	0	0	0	0	0	0
2008	Dal	10	0	4	3	1	0.0	0.0	0	0	0	0	1	0	0	0	0
2009	Dal	16	3	18	15	3	0.0	0.0	0	0	0	0	3	0	0	0	0
2010	Dal	16	16	45	40	5	0.5	6.0	2	27	27	0	4	1	0	0	0
2011	Dal	16	2	32	26	6	0.0	0.0	1	15	15	0	6	0	1	0	0
2012	Hou	11	1	7	7	0	0.0	0.0	0	0	0	0	3	0	0	0	0
NFL Totals		71	22	108	93	15	0.5	6.0	3	42	27	0	17	1	1	0	0

Additional Statistics

Special Teams Tackles: 34 total; 2007 – 1; 2008 – 5; 2009 – 13; 2010 – 1; 2011 – 5; 2012 – 11 .

Ball's 2012 Playoff Statistics

			Tackles					Interceptions					Fumbles			
Date, Opp	GP	GS	Tot	Solo	Asst	Sk	Yds	No	Yds	Lg	TD	PD	FF	FR	Yds	TD
1/5/13 vs. CIN (WC)	1	0	0	0	0	0.0	0.0	0	0	0	0	0	0	0	0	0
2012 Totals	1	0	0	0	0	0.0	0.0	0	0	0	0	0	0	0	0	0

Ball's Career Playoff Statistics

			Tackles					Interceptions					Fumbles			
Date, Opp	GP	GS	Tot	Solo	Asst	Sk	Yds	No	Yds	Lg	TD	PD	FF	FR	Yds	TD
1/9/10 vs. PHI (WC)	1	0	0	0	0	0.0	0.0	0	0	0	0	0	0	0	0	0
1/17/10 at MIN (Div)	1	0	0	0	0	0.0	0.0	0	0	0	0	0	0	0	0	0
1/5/13 vs. CIN (WC)	1	0	0	0	0	0.0	0.0	0	0	0	0	0	0	0	0	0
Career Totals	3	0	0	0	0	0.0	0.0	0	0	0	0	0	0	0	0	0

CONNOR BARWIN

OUTSIDE LINEBACKER

98

Height: 6-4 | Weight: 264 | College: Cincinnati |
Hometown: Detroit, Mich. | 4th NFL Season |
4th with Texans | Age as of Kickoff Weekend 2012: 25 |
Acquired: D2-'09 (46th overall) | 2012 GP/GS: 16/16 |
Career GP/GS: 49/32 | Teams: Houston, 2009-12 |

TRANSACTIONS: Selected by the Houston Texans in the second round (46th pick overall) of the 2009 NFL Draft…Signed with Texans on July 31, 2009...Placed on injured reserve on Sept. 15, 2010.

HONORS:
- AFC Defensive Player of the Month (November, 2011)
- USA Today All-Joe Team (2011)

CAREER:
- Shifted to linebacker from defensive end in 2011 after missing 15 games in 2010 season with an ankle/leg injury
- Ranks fourth in franchise history with 19.0 sacks
- Became the second Texan to notch double-digit sacks in a season in 2011, joining Mario Williams, who did so in 2007 and 2008
- Set franchise single-game record with 4.0 sacks at Jacksonville in 2011

2012 (Houston 16/16, 1/1):
- Made four tackles (three solo), including one for a loss in the season opener vs. Miami (9/9)
- Had four tackles (one solo) at Jacksonville (9/16)
- Made four tackles and recovered a fumble to clinch the victory at Denver (9/23)
- Registered five tackles (three solo) and knocked down a pass at the New York Jets (10/8)
- Made five tackles (two solo) and knocked down a pass vs. Green Bay (10/14)
- Recorded his first sack of the season and his first safety when he tackled Joe Flacco in the end zone in the first quarter vs. Baltimore (10/21)
- Had six tackles (three solo) including a sack of Ryan Fitzpatrick vs. Buffalo (11/4)
- Made six tackles (six solo) including one for a loss at Chicago (11/11)
- Made two tackles and broke up a pass at the line vs. Jacksonville (11/18)
- Registered five tackles (two solo) at Detroit (11/22)
- Collected four tackles (two solo) at Tennessee (12/2)
- Had three tackles (two solo) at New England (12/10)
- Sacked Andrew Luck for a loss of seven, made five tackles (three solo) and defended a pass vs. Indianapolis (12/16)
- Collected three tackles (two solo) vs. Minnesota (12/23)
- Made four tackles (two solo) at Indianapolis (12/30)
- Registered two tackles and a pass defensed in the AFC Wild Card Playoff vs. Cincinnati (1/5/13)

2011 (Houston 16/16):
- Started all 16 games for the first time in his career and recorded 47 tackles (34 solo)
- Tied for third in the AFC with a team-best 11.5 sacks
- Recorded his first sack of the season for an 8-yard loss while also deflecting a pass at the line at Miami (9/18)
- Sacked Ben Roethlisberger for a 5-yard loss and knocked down a fourth-down pass in addition to his four tackles (three solo) vs. Pittsburgh (10/2)
- Made three tackles (two solo) and had two hits on the quarterback vs. Oakland (10/9)
- Made two solo tackles and had three hits on the quarterback at Baltimore (10/16)
- Had two tackles (one solo) and broke up a pass at Tennessee (10/23)
- Had two solo tackles and two passes defensed vs. Jacksonville (10/30)
- Sacked Colt McCoy for a 4-yard loss as part of a three-tackle day vs. Cleveland (11/6)
- Had three tackles including 1.5 sacks at Tampa Bay (11/13)
- Had a career day with 10 tackles (seven solo) and 4.0 sacks to lead the defensive effort at Jacksonville (11/27)
- Broke up two passes and had four hits on Matt Ryan vs. Atlanta (12/4)
- Recorded a sack-fumble on Andy Dalton on the second play of the third quarter that led to a touchdown and started the second half comeback at Cincinnati (12/11) to clinch the AFC South title
- Had three tackles (two solo) including a sack of Cam Newton for a 10-yard loss vs. Carolina (12/18)
- Sacked Dan Orlovsky for a seven-yard loss at Indianapolis (12/22)
- Started in his postseason debut and made three solo tackles and one quarterback hit in AFC Wild Card Playoff vs. Cincinnati (1/7/12)
- Recorded two solo tackles in AFC Divisional Playoff at Baltimore (1/15/12)

2010 (Houston 1/0):
- Saw action at defensive end before leaving the game after suffering an ankle injury vs. Indianapolis (9/12)
- Placed on injured reserve (9/15)

2009 (Houston 16/0):
- Played in all 16 games and finished his rookie season with 15 tackles (10 solo), 4.5 sacks, four passes defensed and a fumble recovery
- Led all rookie defensive ends with 4.5 sacks
- Made his professional debut and recorded his first tackle vs. the New York Jets (9/13)
- Sacked Bengals QB Carson Palmer for a loss of nine yards for his first career sack at Cincinnati (10/18), where he also recorded his first special teams tackle
- Recorded his second career sack for an 8-yard loss vs. Indianapolis (11/29) and assisted on a special teams tackle
- Had one solo tackle at St. Louis (12/20), which was a crucial sack for an 11-yard loss to end the Rams fourth quarter drive
- Made three tackles (two solo) including one for a loss and had one quarterback hit vs. New England (1/3/10)

COLLEGE:
- In 51 games, started 16 contests (14 at defensive end, one at tight end, one at H-Back)
- Moved to the defensive line for his final season and produced 66 tackles (40 solos) with 12.0 sacks for minus-74 yards, 18.0 stops for losses of 94 yards and a league-high 20 QB pressures, as well as 16 solo tackles on special teams
- Earned first-team All-American and All-Big East Conference honors as a senior after notching 12.0 sacks, good for third on the school season-record list
- Blocked five career kicks, recovered three fumbles, deflected eight passes
- Finished his career with 53 career receptions for 692 yards and six touchdowns and had three career punt returns for 38 yards
- Played on the Bearcats basketball team for two seasons as a walk-on, seeing action in 39 games
- Secondary education major

PERSONAL:
- Served as the Grand Marshal of the 2012 Art Car Parade along with teammate J.J. Watt
- Boasts tattoo of the Detroit skyline on his biceps
- First-team all-state selection as a high school senior and also earned all-league, all-Catholic, and all-district honors
- Recipient of team's offensive and defensive MVP awards
- Rated the No. 17 player in Michigan by the Detroit Free Press
- All-league selection in basketball as a junior and all-Catholic as a senior

Barwin's 2012 Season Statistics

			Tackles					Interceptions					Fumbles			
Date, Opp	G	GS	Tot	Solo	Asst	Sk	Yds	No	Yds	Lg	TD	PD	FF	FR	Yds	TD
9/9 vs. MIA	1	1	4	3	1	0.0	0.0	0	0	0	0	0	0	0	0	0
9/16 @ JAX	1	1	4	1	3	0.0	0.0	0	0	0	0	0	0	0	0	0
9/23 @ DEN	1	1	4	2	2	0.0	0.0	0	0	0	0	0	0	1	0	0
9/30 vs. TEN	1	1	1	0	1	0.0	0.0	0	0	0	0	0	0	0	0	0
10/8 @ NYJ	1	1	5	3	2	0.0	0.0	0	0	0	0	1	0	0	0	0
10/14 vs. GB	1	1	5	2	3	0.0	0.0	0	0	0	0	1	0	0	0	0
10/21 vs. BAL	1	1	4	4	0	1.0	7.0	0	0	0	0	1	0	0	0	0
11/4 vs. BUF	1	1	6	3	3	1.0	1.0	0	0	0	0	0	0	0	0	0
11/11 @ CHI	1	1	6	6	0	0.0	0.0	0	0	0	0	0	0	0	0	0
11/18 vs. JAX	1	1	2	2	0	0.0	0.0	0	0	0	0	1	0	0	0	0
11/22 @ DET	1	1	5	2	3	0.0	0.0	0	0	0	0	0	0	0	0	0
12/2 @ TEN	1	1	4	2	2	0.0	0.0	0	0	0	0	0	0	0	0	0
12/10 @ NE	1	1	3	2	1	0.0	0.0	0	0	0	0	0	0	0	0	0
12/16 vs. IND	1	1	5	3	2	1.0	7.0	0	0	0	0	1	0	0	0	0
12/23 vs. MIN	1	1	3	2	1	0.0	0.0	0	0	0	0	0	0	0	0	0
12/30 @ IND	1	1	4	2	2	0.0	0.0	0	0	0	0	0	0	0	0	0
2012 Totals	16	16	65	39	26	3.0	15.0	0	0	0	0	5	0	1	0	0

Barwin's Career Statistics

				Tackles					Interceptions					Fumbles			
Year	Team	G	GS	Tot	Solo	Asst	Sk	Yds	No	Yds	Lg	TD	PD	FF	FR	Yds	TD
2009	Hou	16	0	15	10	5	4.5	43.0	0	0	0	0	3	0	1	0	0
2010	Hou	1	0	4	2	2	0.0	0.0	0	0	0	0	0	0	0	0	0
2011	Hou	16	16	47	34	13	11.5	78.5	0	0	0	0	7	1	0	0	0
2012	Hou	16	16	65	39	26	3.0	15.0	0	0	0	0	5	0	1	0	0
NFL Totals		49	32	131	85	46	19.0	136.5	0	0	0	0	15	1	2	0	0

Barwin's 2012 Season Highs

Tackles	6	twice, last at Chicago, 11/11/12
Sacks	1.0	three times, last vs. Indianapolis (A. Luck), 12/16/12
Fumble Recoveries	1	at Denver, 9/23/12
Passes Defensed	1	five times, last vs. Indianapolis, 12/16
Safeties	1	vs. Baltimore, 10/21/12

Barwin's Career Highs

Tackles	10	at Jacksonville, 11/27/11
Sacks	4.0	at Jacksonville (B. Gabbert/L. McCown), 11/27/11
Fumble Recoveries	1	twice, most recent: at Denver, 9/23/12
Passes Defensed	2	twice, most recent: vs. Atlanta, 12/4/11
Safeties	1	vs. Baltimore, 10/21/12

Additional Statistics

Special Teams Tackles: 2 total; 2009 – 2.

BARWIN, CONNOR

Barwin's 2012 Playoff Statistics

			Tackles					Interceptions					Fumbles			
Date, Opp	G	GS	Tot	Solo	Asst	Sk	Yds	No	Yds	Lg	TD	PD	FF	FR	Yds	TD
1/5/13 vs. CIN (WC)	1	1	2	2	0	0.0	0.0	0	0	0	0	1	0	0	0	0
2012 Totals	1	1	2	2	0	0.0	0.0	0	0	0	0	1	0	0	0	0

Barwin's Career Playoff Statistics

			Tackles					Interceptions					Fumbles			
Date, Opp	G	GS	Tot	Solo	Asst	Sk	Yds	No	Yds	Lg	TD	PD	FF	FR	Yds	TD
1/7/12 vs. CIN (WC)	1	1	3	3	0	0.0	0.0	0	0	0	0	0	0	0	0	0
1/15/12 at BAL (Div)	1	1	2	2	0	0.0	0.0	0	0	0	0	0	0	0	0	0
1/5/13 vs. CIN (WC)	1	1	2	2	0	0.0	0.0	0	0	0	0	1	0	0	0	0
Career Totals	3	3	7	7	0	0.0	0.0	0	0	0	0	1	0	0	0	0

BRYAN BRAMAN

OUTSIDE LINEBACKER

50

Height: 6-5 | Weight: 246 | College: West Texas A&M |
Hometown: Spokane, Wash. | 2nd NFL Season |
2nd with Texans | Age as of Kickoff Weekend 2012: 25 |
Acquired: CFA-'11 | 2012 GP/GS: 14/0 |
Career GP/GS: 30/0 | Teams: Houston, 2011-12 |

TRANSACTIONS: Signed with Houston Texans on July 28, 2011.

2012 (Houston 14/0, 1/0):

- Inactive for the first two games of the season
- Made his season debut on sepcial teams at Denver (9/23)
- Led the team with three special teams tackles vs. Tennessee (9/30)
- Made a special teams tackle at the New York Jets (10/8)
- Blocked a punt in the fourth quarter that DeVier Posey dove on to score a touchdown vs. Green Bay (10/14)
- Named the Special Teams Player of the Game after recording two special teams tackles and recovering an onside kick vs. Baltimore (10/21)
- Made a tackle on special teams vs. Jacksonville (11/18)
- Had one special teams tackle at Detroit (11/22)
- Made a tackle on special teams at Tennessee (12/2)
- Recorded two tackles (one solo) and had one special teams tackle at New England (12/10)
- Blocked a punt in the second quarter and returned it eight yards for his first career touchdown vs. Indianapolis (12/16)
- Had two tackles on special teams vs. Minnesota (12/23)
- Made a tackle on special teams at Indianapolis (12/30)
- Had a tackle on special teams in AFC Wild Card Playoff vs. Cincinnati (1/5/13)

2011 (Houston 16/0):

- Saw action in all 16 games, finishing with 0.5 sacks, a fumble recover and seven special teams tackles
- Made his NFL debut vs. Indianapolis (9/11)
- Saw action at linebacker and on special teams for the first six games of the regular season
- Assisted on a special teams tackle vs. Oakland (10/9)
- Was named the Special Teams Player of the Game after recording two special teams tackles at Tennessee (10/23)
- Made a special teams tackle vs. Jacksonville (10/30)
- Recovered a Josh Johnson fumble and made a special teams tackle at Tampa Bay (11/13)
- Assisted on a special teams tackle at Jacksonville (11/27)
- Teamed with OLB Jesse Nading to sack Tennessee QB Matt Hasselbeck for a 7-yard loss in the third quarter vs. Tennessee (1/1/12), the first sack of his career
- Made his postseason debut and assisted on one special teams tackle in AFC Wild Card Playoff vs. Cincinnati (1/7/12)

COLLEGE:

- Played at West Texas A&M University while current Texans defensive assistant Bobby King was on staff
- Played defensive end at Long Beach City College in 2007 and 2008
- In 2008, he earned first team SCFA all-Southern Conference honors after having recorded 24 tackles (23 solo, one assisted) in 2008, while seeing action in eight games
- Had 42 solo stops to his credit to go along with 5.5 tackles for loss, one pass breakup, two fumble recoveries and 1.5 sacks
- Majored in sports & exercise sciences at WTAMU
- In 2006, he redshirted at Idaho

PERSONAL:

- Was a standout defensive end for coach Mark Hester at Spokane Shadle Park High School in Spokane, Wash.

Braman's 2012 Season Statistics

			Tackles					Interceptions						Fumbles			
Date, Opp	G	GS	Tot	Solo	Asst	Sk	Yds	No	Yds	Lg	TD	PD	FF	FR	Yds	TD
9/9 vs. MIA								INACTIVE								
9/16 @ JAX								INACTIVE								
9/23 @ DEN	1	0	0	0	0	0.0	0.0	0	0	0	0	0	0	0	0	0
9/30 vs. TEN	1	0	1	1	0	0.0	0.0	0	0	0	0	0	0	0	0	0
10/8 @ NYJ	1	0	0	0	0	0.0	0.0	0	0	0	0	0	0	0	0	0
10/14 vs. GB	1	0	2	1	1	0.0	0.0	0	0	0	0	0	0	0	0	0
10/21 vs. BAL	1	0	1	1	0	0.0	0.0	0	0	0	0	0	0	0	0	0
11/4 vs. BUF	1	0	0	0	0	0.0	0.0	0	0	0	0	0	0	0	0	0
11/11 @ CHI	1	0	0	0	0	0.0	0.0	0	0	0	0	0	0	0	0	0
11/18 vs. JAX	1	0	0	0	0	0.0	0.0	0	0	0	0	0	0	0	0	0
11/22 @ DET	1	0	0	0	0	0.0	0.0	0	0	0	0	0	0	0	0	0
12/2 @ TEN	1	0	0	0	0	0.0	0.0	0	0	0	0	0	0	0	0	0
12/10 @ NE	1	0	2	1	1	0.0	0.0	0	0	0	0	0	0	0	0	0
12/16 vs. IND	1	0	0	0	0	0.0	0.0	0	0	0	0	0	0	0	0	0
12/23 vs. MIN	1	0	0	0	0	0.0	0.0	0	0	0	0	0	0	0	0	0
12/30 @ IND	1	0	0	0	0	0.0	0.0	0	0	0	0	0	0	0	0	0
2012 Totals	14	0	6	4	2	0.0	0.0	0	0	0	0	0	0	0	0	0

Braman's Career Statistics

				Tackles					Interceptions						Fumbles		
Year	Team	G	GS	Tot	Solo	Asst	Sk	Yds	No	Yds	Lg	TD	PD	FF	FR	Yds	TD
2011	Hou	16	0	1	0	1	0.5	3.5	0	0	0	0	0	0	1	0	0
2012	Hou	14	0	6	4	2	0.0	0.0	0	0	0	0	0	0	0	0	0
NFL Totals		30	0	7	4	3	0.5	3.5	0	0	0	0	0	0	1	0	0

Braman's Career Highs

Tackles	2	Twice, most recent: at New England, 12/10/12
Sacks	0.5	vs. Tennessee, 1/1/12
Fumble Recoveries	1	at Tampa Bay, 11/13/11

Additional Statistics

Special Teams Tackles: 18 total; 2011 – 7. 2012 – 15.

Braman's 2012 Playoff Statistics

			Tackles					Interceptions						Fumbles			
Date, Opp	GP	GS	Tot	Solo	Asst	Sk	Yds	No	Yds	Lg	TD	PD	FF	FR	Yds	TD
1/5/13 vs. CIN (WC)	1	0	0	0	0	0.0	0.0	0	0	0	0	0	0	0	0	0
2012 Totals	1	0	0	0	0	0.0	0.0	0	0	0	0	0	0	0	0	0

Braman's Career Playoff Statistics

			Tackles					Interceptions						Fumbles			
Date, Opp	G	GS	Tot	Solo	Asst	Sk	Yds	No	Yds	Lg	TD	PD	FF	FR	Yds	TD
1/7/12 vs. CIN (WC)	1	0	0	0	0	0.0	0.0	0	0	0	0	0	0	0	0	0
1/15/12 at BAL (Div)	1	0	0	0	0	0.0	0.0	0	0	0	0	0	0	0	0	0
1/5/13 vs. CIN (WC)	1	0	0	0	0	0.0	0.0	0	0	0	0	0	0	0	0	0
Career Totals	3	0	0	0	0	0.0	0.0	0	0	0	0	0	0	0	0	0

BRANDON BROOKS

GUARD

79

Height: 6-5 | Weight: 346 | College: Miami (Ohio) |
Hometown: Milwaukee, Wisc. | Rookie |
1st with Texans | Age as of Kickoff Weekend 2012: 23 |
Acquired: D3b, 2012 (76th overall) | 2012 GP/GS: 6/0 |
Career GP/GS: 6/0 | Teams: Houston, 2012 |

TRANSACTIONS: Selected by Houston Texans in the third round (76th overall) of the 2012 NFL Draft... Signed by Texans on July 24, 2012.

HONORS:
- Madden Protectors Award (Week 13, 2012)

2012 (Houston 6/0, 1/0):
- Inactive for the first 10 games of the season
- Made his NFL debut on special teams at Detroit (11/22)
- Paved the way for Foster to rush for 140 yards while not allowing Schaub to be sacked in the AFC Wild Card Playoff vs. Cincinnati (1/5/13)

COLLEGE:
- Started 41-of-45 games he played at Miami (OH), 15 at left guard, 14 at left tackle and 12 at right guard
- Registered 287 knockdowns and 47 touchdown-resulting blocks
- Had touchdown-resulting blocks on 35 of the Redhawks' 40 rushing touchdowns in his career
- Three-time All-Mid-American Conference second team selection
- All-American honorable mention, Super Sleeper Team and All-MAC first-team selection by The NFL Draft Report earning second-team All-MAC accolades from the league's coaches and media
- Shifted to right guard for his senior campaign, starting all 12 games
- Earned All-MAC second team recognition as a junior, despite playing in only seven games
- Started all 12 games at left tackle and earned All-MAC second team honors as a sophomore as he was credited with 12 touchdown-resulting blocks
- Named the RedHawks' Freshman of the Year, starting all 12 games at left guard, grading 81 percent for blocking consistency while coming up with 70 knockdowns
- Redshirted as a freshman in 2007

PERSONAL:
- Attended Riverside University High School (Milwaukee, Wis.) where he played on both the offensive and defensive side of the ball
- Named two-time team MVP and team captain as a senior, leading the team to an 11-2 record and a berth in the state playoffs
- Also lettered in basketball and baseball
- Psychology major
- At a listed 346 pounds, is the biggest player in Texans history

Brooks' Career Stats
- Games/Starts: 2012: 6/0; Total: 6/0.
- Postseason Games/Starts: 2012: 1/0; Totals: 1/0.

DUANE BROWN

TACKLE

76

Height: 6-4 | Weight: 320 | College: Virginia Tech |
Hometown: Richmond, Va. | 5th NFL Season |
5th with Texans | Age as of Kickoff Weekend 2012: 27 |
Acquired: D1-'08 (26th overall) | 2012 GP/GS: 16/16 |
Career GP/GS: 76/76 | Teams: Houston, 2008-12 |

TRANSACTIONS: Selected by Houston Texans in first round (26th pick overall) of the 2008 NFL Draft… signed by the Texans on July 25, 2008...Re-signed by Texans on Aug. 16, 2012.

HONORS:
- Pro Bowl (2013)
- Associated Press All-Pro Second Team (2011)
- USA Today All-Joe Team (2011)
- Madden Protectors Award (Week 7, 2011; Week 4, 2012; Week 13, 2012)

CAREER:
- Was the second rookie in Texans history to start all 16 games on the offensive line
- Has blocked for four 1,000-yard rushers, team rushing records and was a part of a top-four offense in each of his first three years in the League

2012 (Houston 16/16, 1/1):
- Part of an offensive line that cleared the way for Texans running backs to rush for 216 yards and three touchdowns while not allowing Matt Schaub to be sacked at Jacksonville (9/17)
- Helped provide protection for Schaub, enabling him to tie a career-high with four touchdown passes at Denver (9/23)
- Helped Arian Foster rush for a 152 yards and a touchdown at the New York Jets (10/8)
- Part of an offense that set a franchise record by scoring 43 points vs. Baltimore (10/21)
- Helped Foster go over 100 yards for the fourth time this season as he gained 111 yards on 24 carries and scored a touchdown vs. Buffalo (11/4)
- Part of an offense that set a franchise record with 640 yards of offense and tied the franchise scoring record with 43 points vs. Jacksonville (11/18) and put up another 501 yards at Detroit (11/22)
- Paved the way for Foster to rush for 140 yards while not allowing Schaub to be sacked in the AFC Wild Card Playoff vs. Cincinnati (1/5/13)

2011 (Houston 16/16):
- Second-Team Associated Press All-Pro choice after blocking for 1,200-yard and 900-yard rushers and allowing 2.0 sacks (according to StatsPass, Inc.)
- Paved the way for Ben Tate to rush for 116 yards vs. Indianapolis (9/11) and 103 yards at Miami (9/18)
- Provided pocket protection enabling Schaub to throw for 373 yards and three touchdowns at New Orleans (9/25)
- Helped control the line of scrimmage, clearing the way for Foster to rush for 155 yards and a touchdown vs. Pittsburgh (10/2)
- Part of an offense that put up 518 total yards, the third-highest in team history, which included two 100-yard rushers and a 100-yard receiver at Tennessee (10/23)
- Cleared holes on the offensive line enabling the Texans to rush for a franchise-record 261 yards, including two 100-yard rushers for the second time this season, vs. Cleveland (11/6)
- Paved the way for Foster to become the first player to rush for over 100 yards on the Falcons defense in the 2011 season when he went for 111 yards on 31 carries vs. Atlanta (12/4)
- Helped Foster go over 100 yards for the sixth time this season and over 1,000 yards rushing for the second consecutive season vs. Carolina (12/18)
- Started at left tackle in his postseason debut and opened holes for Foster to rush for 153 yards in AFC Wild Card Playoff vs. Cincinnati (1/7/12)
- Paved the way for Foster to rush for 132 yards, the most Baltimore's defense has ever given up in a postseason game, in AFC Divisional Playoff at Baltimore (1/15/12)

2010 (Houston 12/12):
- Started 12 games at left tackle, clearing holes to help Foster rush for a franchise record 1,616 yards
- Helped pave the way for Foster's franchise-record 231 yards rushing vs. Indianapolis (9/12)
- Provided pocket protection for Schaub, enabling him to throw for a franchise-record 497 yards and three touchdowns at Washington (9/19)
- Opened holes for Foster to rush for 143 yards vs. Tennessee (11/28)
- Paved the way for Foster to rush for 180 yards vs. Jacksonville (1/2) and wrap up the 2010 NFL rushing title

2009 (Houston 16/16):
- Started at right guard and helped Schaub set a career high with four touchdown passes at Tennessee (9/20)
- Helped Schaub pass for his second consecutive 300-yard game vs. Jacksonville (9/27)

2008 (Houston 16/16):
- Started all 16 games and helped clear the way for RB Steve Slaton to lead all rookie rushers with 1,282 yards on the ground
- Helped Slaton run for his first 100-yard game when he started at right guard at Jacksonville (9/28
- Helped Schaub throw three touchdown passes at Jacksonville and again vs. Cincinnati (10/26)
- Helped Slaton set a Texans rookie record with 156 rushing yards at Indianapolis (11/16)
- Blocked for Schaub to throw for 414 yards and two touchdowns at Green Bay (12/7)
- Started at right guard vs. Tennessee (12/14) in which he was part of the offensive line that helped Slaton run for his third consecutive 100-yard game

COLLEGE:
- Registered 71 knockdown blocks in his three seasons as an offensive tackle
- Earned second-team All-Atlantic Coast Conference recognition for the second straight season and was a two-time state Offensive Lineman/End of the Year pick by the Richmond Touchdown Club
- Recorded six tackles and blocked three kicks on special teams as a senior and also caught three passes for 64 yards (21.3 average) and one touchdown, adding three yards on a rushing attempt
- Apparel, housing and resource management major, with a minor in consumer studies

PERSONAL:
- Attended Hermitage (Richmond, Va.) High School where he lettered twice as a tight end and defensive end
- Played in the Panthers' first three games his senior year before suffering a broken leg, but returned for the Central Region semifinal game, catching seven passes for just under 100 yards in his limited playing time, and also recorded 15 tackles along with a pair of sacks to earn second-team All-District honors
- Lettered in basketball and track, as he finished fourth in the Group AAA outdoor shot put competition

Brown's Career Stats
- Games/Starts: 2008: 16/16; 2009: 16/16; 2010: 12/12; 2011: 16/16; 2012: 16/16; Total: 76/76.
- Postseason Games/Starts: 2011: 2/2; 2012: 1/1; Total: 3/3.

ANTOINE CALDWELL

TACKLE

62

Height: 6-3 | Weight: 311 | College: Alabama |
Hometown: Montgomery, Ala. | 4th NFL Season |
4th with Texans | Age as of Kickoff Weekend 2012: 26 |
Acquired: D3-'09 (77th overall) | 2012 GP/GS: 11/6 |
Career GP/GS: 39/19 | Teams: Houston, 2009-12 |

TRANSACTIONS: Selected by Houston Texans in the third round (77th pick overall) of the 2009 NFL Draft... Signed with Texans on July 28, 2009.

HONORS:
- Madden Protectors Award (Week 4, 2012)

CAREER:
- Versatile and physical lineman who has provided depth across the line during his first three seasons
- Was part of a top-four offense during each of his first two seasons

2012 (Houston 11/6):
- Part of an offensive line that cleared the way for Texans running backs to rush for 216 yards and three touchdowns while not allowing Matt Schaub to be sacked at Jacksonville (9/17)
- Helped provide protection for Matt Schaub, enabling him to tie a career-high with four touchdown passes at Denver (9/23)
- Helped Arian Foster rush for a season-high 152 yards and a touchdown at the New York Jets (10/8)
- Part of an offense that set a franchise record by scoring 43 points vs. Baltimore (10/21)
- Helped Foster go over 100 yards for the fourth time this season as he gained 111 yards on 24 carries and scored a touchdown vs. Buffalo (11/4)
- Part of an offense that set a franchise record with 640 yards of offense and tied the franchise scoring record with 43 points vs. Jacksonville (11/18) and put up another 501 yards at Detroit (11/22)
- Inactive for five games

2011 (Houston 5/3):
- Dressed but did not play in 11 games
- Saw action at right guard vs. Oakland (10/9) and Tampa Bay (11/13)
- Made his first start of 2011 and helped Arian Foster rush for more than 100 yards for the sixth time this season and go over 1,000 yards rushing for the second consecutive season vs. Carolina (12/18)
- Made his postseason debut in AFC Wild Card Playoff vs. Cincinnati (1/7/12)

2010 (Houston 12/7):
- Played in 12 games with seven starts at right guard in his second season on an offense that averaged 386.6 yards per game
- Helped pave the way for Foster's franchise-record 231 yards rushing vs. Indianapolis (9/12)
- Provided pocket protection for QB Matt Schaub, enabling him to throw for a franchise-record 497 yards and three touchdowns at Washington (9/19)
- Helped the Texans rush for 249 yards without allowing a sack at Oakland (10/3)
- Started at right guard at Tennessee (12/19)
- Paved the way for Foster to rush for 180 yards vs. Jacksonville (1/2/11) and wrap up the 2010 NFL rushing title

2009 (Houston 11/3):
- Played in 11 games with three starts as a rookie and saw significant action throughout the season on an offense that averaged 383.1 yards per game
- Played in his first career NFL game at right guard at Cincinnati (10/18)
- Helped the offense gain more than 300 yards for the 11th consecutive game at Jacksonville (12/6)
- Made the first start of his NFL career and part was of the offensive line that blocked for Schaub as he threw for 365 yards and two touchdowns vs. Seattle (12/13) without allowing a sack
- Blocked for Schaub at St. Louis (12/20) where he threw for 367 yards and was not sacked for the second consecutive game and fourth time in 2009

COLLEGE:
- Started 48 games during his career at Alabama, including 34 at center, 12 at left guard, one at right guard and one at right tackle
- Participated in 1,569 offensive snaps and allowed just one sack on 806 pass plays during his final 23 games
- One of eight players in school history to serve as team captain twice in a career
- As a senior, was an All-American first-team selection by the American Football Coaches Association and The Sporting News
- Consensus All-Southeastern Conference first-team pick, recipient of the team's Mal Moore Leadership Award and named the team's Most Inspirational Player that year as well
- Started at four positions as a junior in 2007, earning All-SEC pick as a sophomore in 2006 and freshman All-SEC first-team and All-SEC honorable mention from the league's coaches in 2005
- Redshirted in 2004
- Became the first Crimson Tide football player to graduate in under three years, earning his degree in human environmental sciences

PERSONAL:
- Attended Lee (Montgomery, Ala.) High School
- Allowed just one quarterback sack as a senior and earned All-State first-team honors
- Rated the 10th-best overall prospect in the state of Alabama by Super Prep magazine
- Has an older brother, Arsenio, and a twin brother, Anthony

Caldwell's Career Statistics
- Games/Starts: 2009: 11/3, 2010: 12/7; 2011: 5/3; 2012: 11/6; Total: 39/19.
- Postseason Games/Starts: 2011: 2/0; Total: 2/0.

ROC CARMICHAEL

CORNERBACK

20

Height: 5-10 | Weight: 184 | College: Virginia Tech |
Hometown: Clinton, Md. | 2nd NFL Season |
2nd with Texans | Age as of Kickoff Weekend 2012: 23 |
Acquired: D4, 2011 (127th overall) | 2012 GP/GS: 6/0 |
Career GP/GS: 6/0 | Teams: Houston, 2011-12 |

TRANSACTIONS: Selected by Houston Texans in the fourth round (127th overall) in the 2011 NFL Draft... Signed by the Texans on July 31, 2011...Placed on injured reserve on Sept. 16, 2011.

2012 (Houston 6/0):

- Inactive for the first 10 games of the season
- Made his professional debut and collected a special teams tackle at Detroit (11/22)
- Recorded five tackles and a pass defensed at Tennessee (12/2)
- Had two tackles on special teams vs. Minnesota (12/23)
- Made a tackle on special teams at Indianapolis (12/30)

2011 (Houston 0/0):

- Inactive in the season opener vs. Indianapolis (9/11)
- Placed on injured reserve after suffering a shoulder injury during the preseason (9/16)

COLLEGE:

- Started 27-of-54 games in his career when he recorded 115 tackles (75 solo), 16 deflections, 10 interceptions for 158 yards in returns (17.6 avg.), 6.5 stops for losses for 34 yards, three quarterback pressures and one sack and returned two interceptions for touchdowns to rank fourth on the school's all-time list
- Earned second-team All-American and All-ACC first-team preseason honors in 2010
- Totaled 26 tackles (19 solo) while ranking second on the team with four interceptions for 87 yards in returns and a touchdown and broke up seven passes and was selected as the ACC Defensive Player of the Week once
- Named a second-team All-ACC selection by the NFL Draft Report in 2009 and was the recipient of the Don Williams Team United Award, given to the defensive player who put the team first
- Ranked sixth on the team in tackles with 55 (31 solo) to go along with six deflections and six interceptions
- Led the Hokies in interceptions while placing second in the ACC and tied for 11th nationally and his six interceptions also ranked seventh on the school's single-season record list
- Finished with eight tackles (5 solos), including one for a 3-yard loss and also deflected one pass

PERSONAL:

- Graduated with a degree in Human Development and is presently working on a second undergraduate degree (human services)
- Attended Gwynn Park (Brandywine, Md.) High School, lettering three times for the varsity as a defensive back and running back
- Totaled 115 tackles with 12 interceptions in three varsity seasons, compiling 1,785 yards and 19 touchdowns rushing
- Received All-Mid Atlantic 47 honors from Super Prep, in addition to garnering All-Conference and All-Region honors
- Nicknamed "Roc" as a child by his father

Carmichael's 2012 Season Statistics

			Tackles					Interceptions				Fumbles				
Date, Opp	G	GS	Tot	Solo	Asst	Sk	Yds	No	Yds	Lg	TD	PD	FF	FR	Yds	TD
9/9 vs. MIA								INACTIVE								
9/16 @ JAX								INACTIVE								
9/23 @ DEN								INACTIVE								
9/30 vs. TEN								INACTIVE								
10/8 @ NYJ								INACTIVE								
10/14 vs. GB								INACTIVE								
10/21 vs. BAL								INACTIVE								
11/4 vs. BUF								INACTIVE								
11/11 @ CHI								INACTIVE								
11/18 vs. JAX								INACTIVE								
11/22 @ DET	1	0	0	0	0	0	0	0	0	0	0	0	0	0	0	0
12/2 @ TEN	1	0	5	5	0	0	0	0	0	0	0	1	0	0	0	0
12/10 @ NE	1	0	0	0	0	0	0	0	0	0	0	0	0	0	0	0
12/16 vs. IND	1	0	0	0	0	0	0	0	0	0	0	0	0	0	0	0
12/23 vs. MIN	1	0	0	0	0	0	0	0	0	0	0	0	0	0	0	0
12/30 @ IND	1	0	0	0	0	0	0	0	0	0	0	0	0	0	0	0
2012 Totals	6	0	5	5	0	0.0	0.0	0	0	0	0	1	0	0	0	0

Carmichael's Career Statistics

				Tackles					Interceptions				Fumbles				
Year	Team	G	GS	Tot	Solo	Asst	Sk	Yds	No	Yds	Lg	TD	PD	FF	FR	Yds	TD
2011	Hou							INJURED RESERVE									
2012	Hou	6	0	5	5	0	0.0	0.0	0	0	0	0	1	0	0	0	0
NFL Totals		6	0	5	5	0	0.0	0.0	0	0	0	0	1	0	0	0	0

Carmichael's Season Highs

Tackles	5	at Tennessee, 12/2/12
Passes Defensed	1	at Tennessee, 12/2/12

Carmichael's 2012 Playoff Statistics

			Tackles					Interceptions				Fumbles				
Date, Opp	GP	GS	Tot	Solo	Asst	Sk	Yds	No	Yds	Lg	TD	PD	FF	FR	Yds	TD
1/5/13 vs. CIN (WC)								INACTIVE								
2012 Totals	0	0	0	0	0	0.0	0.0	0	0	0	0	0	0	0	0	0

JAMES CASEY

FULLBACK

86

Height: 6-3 | Weight: 243 | College: Rice |
Hometown: Azle, Texas | 4th NFL Season |
4th with Texans | Age as of Kickoff Weekend 2012: 27 |
Acquired: D5-'09 (152nd overall) | 2012 GP/GS: 16/9 |
Career GP/GS: 61/20 | Teams: Houston, 2009-12 |

TRANSACTIONS: Selected by Houston Texans in the fifth round (152nd pick overall) of the 2009 NFL Draft...Signed with Texans on July 28, 2009.

CAREER:
- Versatile athlete who made the transition to fullback from tight end for the 2011 season
- Joined the Texans as a fifth-round draft choice in 2009 after a standout two-year career at Rice University in Houston
- In his first four seasons, Casey has seen action at tight end and fullback and has caught 66 passes for 752 yards and four touchdowns

2012 (Houston 16/9, 1/0):
- Caught one pass for 17 yards in the season opener vs. Miami (9/9)
- Had three receptions for 18 yards at Jacksonville (9/16)
- Caught three passes for 11 yards at Denver (9/23)
- Caught his second career touchdown pass when he pulled in an 11-yard scoring strike to cap Houston's opening drive vs. Tennessee (9/30)
- Caught four passes for a season-high 53 yards at the New York Jets (10/8)
- Had two catches for 27 yards vs. Green Bay (10/14)
- Recorded his first rushing attempt of the season on a 6-yard gain to convert on third down vs. Baltimore (10/21)
- Set a new career single-season high by catching his 19th pass of the season on a 24-yard gain in the second quarter vs. Buffalo (11/4)
- Caught three passes for 20 yards vs. Jacksonville (11/18) including his second touchdown of the season on a 1-yard pass from Matt Schaub in the second quarter
- Made four catches for 38 yards including an 11-yard reception in overtime to set up the game-winning field goal at Detroit (11/22)
- Caught his third touchdown pass of the season on a 5-yard reception at Tennessee (12/2)
- Had one reception for 30 yards that set up a 3rd quarter touchdown at New England (12/10)
- Caught one pass for 20 yards in the AFC Wild Card Playoff vs. Cincinnati (1/5/13)

2011 (Houston 14/7):
- Set career highs with 18 receptions for 260 yards and a touchdown
- Made his first career start at fullback and caught three passes for 29 yards and led the way for Ben Tate to rush for 116 yards vs. Indianapolis (9/11)
- Paved the way for Tate to run for his second straight 100-yard game at Miami (9/18)
- Caught five passes for a career-high 126 yards including the first touchdown of his career on a diving catch in the end zone at New Orleans (9/25)
- Made one special teams tackle and caught an 8-yard pass vs. Pittsburgh (10/2)
- Made two special teams tackles vs. Oakland (10/9)
- Inactive at Baltimore (10/16) and at Tennessee (10/23)
- Led all Texans receivers with a career-high seven receptions for 91 yards vs. Tennessee (1/1/12)
- Started in his postseason debut and had one carry for no gain along with a team-high two special teams tackles in AFC Wild Card Playoff vs. Cincinnati (1/7/12)

2010 (Houston 16/4):
- Played in all 16 games, including four starts at tight end, and caught eight passes for 98 yards
- Led the team with 17 special teams tackles for the season
- Set career highs with four receptions and 48 yards receiving vs. San Diego (11/7)
- Made his first career NFL start and caught one pass for 18 yards at Jacksonville (11/14)
- Started and made one special teams tackle vs. Tennessee (11/28)
- Caught one pass for 21 yards at Denver (12/26)

2009 (Houston 15/0):
- Saw action in 15 games as a rookie and caught six passes for 64 yards
- Made professional debut vs. the New York Jets (9/13) and played on special teams
- Appeared at fullback and made a tackle on special teams at Tennessee (9/20)
- Saw action at fullback and made a tackle and returned his first career kick on special teams vs. Jacksonville (9/27)
- Played tight end, fullback and on special teams vs. San Francisco (10/25)
- Made his first career NFL reception and ended the game with two catches for 14 yards at Buffalo (11/1) and made the tackle on a fake punt to turn the ball back over to Houston and take firm control of the game

COLLEGE:
- Appeared in 25 games, starting 17, and recorded 157 receptions for 1,914 yards and 17 touchdowns
- His 157 receptions ranked third, 1,914 receiving yards ranked fourth in school history and added 11 touchdowns on 102 carries for 392 yards
- Completed 4-of-12 passes for 37 yards, two touchdowns and one interception; and returned 15 punts for 117 yards (7.8 avg) and gained 2,393 all-purpose yards, an average of 95.72 yards per game
- Set school season records with 111 receptions for 1,329 yards in 2008, becoming the first player in school history to catch more than 100 passes in a season
- All-American first-team selection by The NFL Draft Report, earning third-team honors from Rivals.com in 2008
- Academic All-American second-team choice by ESPN and unanimous first-team All-Conference USA pick that year
- Freshman All American first-team selection by the Football Writers Association, adding second-team honors from The Sporting News and Rivals.com and consensus C-USA All-Freshman team choice in 2007
- Triple major in economics, managerial studies and sport management
- Returned to Rice to complete his degree during the 2011 offseason

PERSONAL:
- Standout in both football and baseball at Azle (Texas) High where he earned All-District honors as a quarterback during his junior year in 2001
- Named All-State and Academic All-State in baseball as well as District 6-4A Most Valuable Player as a senior
- Threw a no-hitter in first varsity game
- Selected in the seventh round of the 2003 Major League Baseball Draft by the Chicago White Sox as a pitcher
- James and his wife Kylie welcomed their first son, Cannon James, in May, 2010
- Interned for Houston Mayor Annise Parker during the 2010 offseason

Casey's 2012 Season Statistics

Date, Opp	GP	GS	Rush	Yds	Avg	Lg	TD	Rec	Yds	Avg	Lg	TD
9/9 vs. MIA	1	1	0	0	--	--	0	1	17	17.0	17	0
9/16 @ JAX	1	1	0	0	--	--	0	3	18	6.0	9	0
9/23 @ DEN	1	1	0	0	--	--	0	3	11	3.7	12	0
9/30 vs. TEN	1	1	0	0	--	--	0	5	36	7.2	11	1
10/8 @ NYJ	1	0	0	0	--	--	0	4	53	13.3	30	0
10/14 vs. GB	1	1	0	0	--	--	0	2	27	13.5	15	0
10/21 vs. BAL	1	0	1	6	6.0	6	0	0	0	--	--	0
11/4 vs. BUF	1	1	0	0	--	--	0	3	49	16.3	24	0
11/11 @ CHI	1	1	0	0	--	--	0	0	0	--	--	0
11/18 vs. JAX	1	0	0	0	--	--	0	3	20	6.7	11	1
11/22 @ DET	1	0	0	0	--	--	0	4	38	9.5	15	0
12/2 @ TEN	1	1	0	0	--	--	0	1	5	5.0	5	1
12/10 @ NE	1	1	0	0	--	--	0	1	30	30.0	30	0
12/16 vs. IND	1	0	0	0	--	--	0	1	9	9.0	9	0
12/23 vs. MIN	1	0	0	0	--	--	0	1	6	6.0	6	0
12/30 @ IND	1	0	0	0	--	--	0	2	11	5.5	8	0
2012 Totals	16	9	1	6	6.0	6	0	34	330	9.7	30	3

Casey's Career Statistics

Year Team	G	GS	Rush	Yds	Avg	Lg	TD	Rec	Yds	Avg	Lg	TD
2009 Hou	15	0	0	0	--	--	0	6	64	10.7	32	0
2010 Hou	16	4	0	0	--	--	0	8	98	12.3	33	0
2011 Hou	14	7	1	11	11.0	11	0	18	260	14.4	62	1
2012 Hou	16	9	1	6	6.0	6	0	34	330	9.7	30	3
NFL Totals	61	20	2	17	8.5	11	0	66	752	11.4	62	4

Casey's 2012 Season Highs

Receptions	5	vs. Tennessee, 9/30/12
Receiving Yards	53	vs. New York Jets, 10/8/12
Receiving Touchdowns	1	three timess, most recent: at Tennessee, 12/2/12
Rushing Yards	6	vs. Baltimore, 10/21/12

Casey's Career Highs

Receptions	7	vs. Tennessee (91 yards), 1/1/12
Receiving Yards	126	at New Orleans (5 receptions), 9/25/11
Receiving Long	62	at New Orleans, 9/25/11
Receiving Touchdowns	1	four timess, most recent: at Tennessee, 12/2/12
Rushing Yards	11	at New Orleans (1 attempt), 9/25/11
Rushing Long	11	at New Orleans, 9/25/11

Additional Statistics

Special Teams Tackles: 24 total; 2009 – 3; 2010 – 17; 2011 – 3, 2012 – 1.

Casey's 2012 Playoff Statistics

Date, Opp	GP	GS	Rush	Yds	Avg	Lg	TD	Rec	Yds	Avg	Lg	TD
1/5/13 vs. CIN (WC)	1	0	0	0	--	--	0	1	20	20.0	20	0
2012 Totals	1	0	0	0	--	0	0	1	20	20.0	20	0

Casey's Career Playoff Statistics

Date, Opp	GP	GS	Rush	Yds	Avg	Lg	TD	Rec	Yds	Avg	Lg	TD
1/7/12 vs. CIN (WC)	1	1	1	0	0.0	0	0	0	0	--	0	0
1/15/12 at BAL (Div)	1	0	0	0	--	--	0	0	0	--	0	0
1/5/13 vs. CIN (WC)	1	0	0	0	--	--	0	1	20	20.0	20	0
Career Totals	3	1	1	0	0.0	0	0	1	20	20.0	20	0

TYLER CLUTTS

FULLBACK

40

Height: 6-2 | Weight: 260 | College: Fresno State |
Hometown: Clovis, Calif. | 2nd NFL Season |
1st with Texans | Age as of Kickoff Weekend 2012: 27 |
Acquired: T-'12 (Chicago) | 2012 GP/GS: 16/0 |
Career GP/GS: 32/8 | Teams: Chicago, 2011; Houston, 2012 |

TRANSACTIONS: Signed by Cleveland Browns to practice squad on Dec. 21, 2010...Released by Browns on Sept. 3, 2011...Signed by Browns to practice squad on Sept. 4, 2011...Signed by Chicago Bears on Sept. 7, 2011...Traded by Bears to Houston Texans on Aug. 31, 2012.

2012 (Houston 16/0):

- Made his Texans debut playing at fullback and on special teams where he assisted on a tackle in the season opener vs. Miami (9/9)

2011 (Chicago 16/8):

- Saw action in 16 games with eight starts catching eight passes for 46 yards
- Handled long snapping duties in addition to playing at fullback vs. San Diego (11/20)

COLLEGE:

- Four-year letterman as a defensive end at Fresno State University where he played in 50 games
- Totaled 172 tackles and 23.5 career sacks
- First-team all-Western Athletic Conference selection as a senior and a second-team choice as a junior
- Totaled 21.5 sacks over his final three years, including a career-best 7.5 as a senior

PERSONAL:

- Attended Clovis (Calif.) High School where he played quarterback and defensive end
- Guided the Cougars to an 11-2 record and the Yosemite Division Large School championship
- Threw for 2,383 yards and 19 touchdowns and ran for 16 more scores
- Was also the top-ranked wrestler in California at 215 pounds

Clutts' 2012 Season Statistics

Date, Opp	GP	GS	Rush	Yds	Avg	Lg	TD	Rec	Yds	Avg	Lg	TD
9/9 vs. MIA	1	0	0	0	--	--	0	0	0	--	--	0
9/16 @ JAX	1	0	0	0	--	--	0	0	0	--	--	0
9/23 @ DEN	1	0	0	0	--	--	0	0	0	--	--	0
9/30 vs. TEN	1	0	0	0	--	--	0	0	0	--	--	0
10/8 @ NYJ	1	0	0	0	--	--	0	0	0	--	--	0
10/14 vs. GB	1	0	0	0	--	--	0	0	0	--	--	0
10/21 vs. BAL	1	0	0	0	--	--	0	0	0	--	--	0
11/4 vs. BUF	1	0	0	0	--	--	0	0	0	--	--	0
11/11 @ CHI	1	0	0	0	--	--	0	0	0	--	--	0
11/18 vs. JAX	1	0	0	0	--	--	0	0	0	--	--	0
11/22 @ DET	1	0	0	0	--	--	0	0	0	--	--	0
12/2 @ TEN	1	0	0	0	--	--	0	0	0	--	--	0
12/10 @ NE	1	0	0	0	--	--	0	0	0	--	--	0
12/16 vs. IND	1	0	0	0	--	--	0	0	0	--	--	0
12/23 vs. MIN	1	0	0	0	--	--	0	0	0	--	--	0
12/30 @ IND	1	0	0	0	--	--	0	0	0	--	--	0
2012 Totals	16	0	0	0	--	--	0	0	0	--	--	0

Clutts' Career Statistics

Year	Team	G	GS	Rush	Yds	Avg	Lg	TD	Rec	Yds	Avg	Lg	TD
2011	Chi	16	8	0	0	--	--	0	8	48	6.0	10	0
2012	Hou	16	0	0	0	--	--	0	0	0	--	--	0
NFL Totals		32	8	0	0	--	--	0	8	48	6.0	10	0

Clutts' Career Highs

Receptions	2	at Tampa Bay (17 yards), 10/23/11
Receiving Yards	17	at Tampa Bay (2 receptions), 10/23/11
Receiving Long	9	at Tampa Bay, 10/23/11

Additional Statistics

Special Teams Tackles: 3 total; 2011 – 2; 2012 – 1 .

Clutts' 2012 Playoff Statistics

Date, Opp	GP	GS	Rush	Yds	Avg	Lg	TD	Rec	Yds	Avg	Lg	TD
1/5/13 vs. CIN (WC)						INACTIVE						
2012 Totals	0	0	0	0	0.0	0	0	0	0	0.0	0	0

SHAUN CODY

NOSE TACKLE

95

Height: 6-4 | Weight: 301 | College: Southern California |
Hometown: Hacienda Heights, Calif. | 8th NFL Season |
4th with Texans | Age as of Kickoff Weekend 2011: 29 |
Acquired: UFA-'09 (Detroit) | 2012 GP/GS: 13/12 |
Career GP/GS: 112/69 | Teams: Detroit, 2005-08; Houston, 2009-12 |

TRANSACTIONS: Drafted by Detroit Lions in the second round (37th pick overall) in the 2005 NFL Draft…Signed by Lions on July 29, 2005…Signed by Houston Texans as unrestricted free agent on March 30, 2009.

CAREER:
- Has started 57 games with the Texans in three-plus years with the club
- Has 201 career tackles in seven-plus seasons
- Has appeared in 112 career games with 69 starts and has 3.0 career sacks with one interception, two fumble recoveries and one forced fumble

2012 (Houston 13/12, 1/1):
- Made four tackles (two solo) in the season opener vs. Miami (9/9)
- Assisted on four tackles at Jacksonville (9/16)
- Made two solo tackles vs. Tennessee (9/30)
- Had three tackles (one solo) at the New York Jets (10/8)
- Made two solo tackles and knocked down a pass at the line vs. Buffalo (11/4)
- Inactive at Chicago (11/11), vs. Jacksonville (11/18) and at Detroit (11/22)
- Had two tackles and deflected a pass at Tennessee (12/2)
- Made two tackles (one solo) at New England (12/10)
- Collected two tackles vs. Indianapolis (12/16)

2011 (Houston 16/16):
- Started every game at nose tackle in Houston's 3-4 scheme, recording 23 tackles, one sack and two passes defensed
- Recovered the second fumble of his career in the season opener vs. Indianapolis (9/11)
- Sacked Ben Roethlisberger for a 7-yard loss vs. Pittsburgh (10/2)
- Made four tackles (three solo) vs. Baltimore (10/16)
- Intercepted a Colt McCoy pass to on a two-point conversion attempt vs. Cleveland (11/6)
- Made three solo tackles including one for a loss and a pass defensed at Jacksonville (11/27)
- Assisted on two tackles and broke up a pass at Cincinnati (12/11)
- Made his postseason debut and registered three tackles, including one solo, in AFC Wild Card Playoff vs. Cincinnati (1/7/12)
- Made his first start of the postseason and recorded four tackles (three solo) in AFC Divisional Playoff at Baltimore (1/15/12)

2010 (Houston 16/16):
- Started all 16 games at defensive tackle for the first time in his career and set a career high with 38 tackles
- Had a career-high nine tackles (five solo) vs. Kansas City (10/17)
- Made two solo tackles at Jacksonville (11/14)
- Made three tackles (two solo) including one for a loss at Tennessee (12/19)
- Named a team captain for the final game and made three tackles (two solo) vs. Jacksonville (1/2/11)

2009 (Houston 14/13):
- Started season opener vs. the New York Jets (9/13) and made four tackles (two solo)
- Made three solo tackles vs. Tennessee (11/23)
- Made three tackles (two solo) including one for a loss vs. Seattle (12/13)

2008 (Detroit 16/5):
- Finished the season with a career-high 37 tackles for the Lions
- Played in all 16 games for the second time in his career
- Started nose tackle at Houston (10/19) and tied a career high with six tackles

2007 (Detroit 15/0):
- Rotated at the defensive tackle position, ending the year with 16 tackles (13 solo)
- Had his lone career interception vs. Minnesota (9/16), a diving catch off a deflected pass

2006 (Detroit 6/5):
- Registered 11 tackles (seven solo) in six games with five starts
- Placed on the reserve/injured list with a dislocated left toe on 11/24/06
- Made his third career start, and first opening day start, at defensive tackle against Seattle (9/10) to record five tackles (one solo)
- Had five tackles (four solo) at Chicago (9/17)

2005 (Detroit 16/2):
- Quickly became a regular in the defensive line rotation as a rookie, playing in all 16 games with two starts after being drafted in the second round (37th overall) of the 2005 Draft
- Made his professional debut vs. Green Bay (9/11) and recorded two total tackles (one solo)
- Recorded the first sack of his career vs. Carolina (10/16) totaled 1.5 sacks for a loss of 15.0 yards in the game
- Made his first career start against Chicago (10/30) and had first career forced fumble
- Had his first career fumble recovery at Minnesota (11/6) along with five tackles, a single-game best

COLLEGE:
- Prior to his senior season in 2004, he moved to end from tackle and finished with a career-high 45 tackles (29 solo), 10 sacks, 13 stops for losses, two forced fumbles, two fumble recoveries and three pass deflections
- Team captain and voted Pac-10 co-Defensive Player of the Year.; SportsIllustrated.com 2004 All-American first team; Associated Press All-American first team; Football Writers Association of American first team. Finalist for the Lombardi Award and Hendricks Award and semifinalist for the Bednarik Award and Lott Trophy

PERSONAL:
- Attended Los Altos High in Hacienda Heights (Calif.) where he made 105 tackles with 22 sacks in 2000
- USA Today All-USA first team Defensive MVP; Parade All-American; Super Prep All-American; PrepStar All-American and Dream Team
- Also played basketball
- Hosts a weekly web series titled "On the Nose" on HoustonTexans.com

Cody's 2012 Season Statistics

			Tackles					Interceptions					Fumbles			
Date, Opp	G	GS	Tot	Solo	Asst	Sk	Yds	No	Yds	Lg	TD	PD	FF	FR	Yds	TD
9/9 vs. MIA	1	1	4	2	2	0.0	0.0	0	0	0	0	0	0	0	0	0
9/16 @ JAX	1	1	4	0	4	0.0	0.0	0	0	0	0	0	0	0	0	0
9/23 @ DEN	1	1	1	1	0	0.0	0.0	0	0	0	0	0	0	0	0	0
9/30 vs. TEN	1	1	2	2	0	0.0	0.0	0	0	0	0	0	0	0	0	0
10/8 @ NYJ	1	1	3	1	2	0.0	0.0	0	0	0	0	0	0	0	0	0
10/14 vs. GB	1	0	2	1	1	0.0	0.0	0	0	0	0	0	0	0	0	0
10/21 vs. BAL	1	1	3	1	2	0.0	0.0	0	0	0	0	0	0	0	0	0
11/4 vs. BUF	1	1	2	2	0	0.0	0.0	0	0	0	0	1	0	0	0	0
11/11 @ CHI							INACTIVE									
11/18 vs. JAX							INACTIVE									
11/22 @ DET							INACTIVE									
12/2 @ TEN	1	1	2	2	0	0.0	0.0	0	0	0	0	1	0	0	0	0
12/10 @ NE	1	1	2	1	1	0.0	0.0	0	0	0	0	0	0	0	0	0
12/16 vs. IND	1	1	2	0	2	0.0	0.0	0	0	0	0	0	0	0	0	0
12/23 vs. MIN	1	1	0	0	0		0.0	0	0	0	0	0	0	0	0	0
12/30 @ IND	1	1	0	0	0	0.0	0.0	0	0	0	0	0	0	0	0	0
2012 Totals	13	12	27	13	14	0.0	0.0	0	0	0	0	2	0	0	0	0

Cody's Career Statistics

				Tackles					Interceptions					Fumbles			
Year	Team	G	GS	Tot	Solo	Asst	Sk	Yds	No	Yds	Lg	TD	PD	FF	FR	Yds	TD
2005	Det	16	2	28	17	11	1.5	15.0	0	0	0	0	0	1	1	0	0
2006	Det	6	5	11	7	4	0.0	0.0	0	0	0	0	0	0	0	0	0
2007	Det	15	0	16	13	3	0.0	0.0	1	-2	-2	0	1	0	0	0	0
2008	Det	16	5	37	26	11	0.0	0.0	0	0	0	0	3	0	0	0	0
2009	Hou	14	13	21	13	8	0.5	1.0	0	0	0	0	1	0	0	0	0
2010	Hou	16	16	38	21	17	0.0	0.0	0	0	0	0	0	0	0	0	0
2011	Hou	16	16	23	16	7	1.0	7.0	0	0	0	0	2	0	1	0	0
2012	Hou	13	12	27	13	14	0.0	0.0	0	0	0	0	2	0	0	0	0
NFL Totals		112	69	201	126	75	3.0	23.0	1	-2	0	0	9	1	2	0	0

Cody's 2012 Season Highs

Tackles	4	twice, most recent: at Jacksonville, 9/16/12
Passes Defensed	1	twice, last at Tennessee, 12/2/12

Cody's Career Highs

Sacks	1.5	vs. Carolina (J. Delhomme), 10/16/05
Tackles	9	vs. Kansas City, 10/17/10
Forced Fumbles	1	vs. Oakland, 10/4/09
Fumble Recoveries	1	twice, most recent: vs. Indianapolis, 9/11/11
Interceptions	1	vs. Minnesota, 9/16/07 (-2 yards)

Cody's 2012 Playoffs Statistics

			Tackles					Interceptions					Fumbles			
Date, Opp	GP	GS	Tot	Solo	Asst	Sk	Yds	No	Yds	Lg	TD	PD	FF	FR	Yds	TD
1/5/13 vs. CIN (WC)	1	1	0	0	0	0.0	0.0	0	0	0	0	0	0	0	0	0
2012 Totals	1	1	0	0	0	0.0	0.0	0	0	0	0	0	0	0	0	0

Cody's Career Playoff Statistics

			Tackles					Interceptions					Fumbles			
Date, Opp	GP	GS	Tot	Solo	Asst	Sk	Yds	No	Yds	Lg	TD	PD	FF	FR	Yds	TD
1/7/12 vs. CIN (WC)	1	0	3	2	1	0.0	0.0	0	0	0	0	0	0	0	0	0
1/15/12 at BAL (Div)	1	1	4	1	3	0.0	0.0	0	0	0	0	0	0	0	0	0
1/5/13 vs. CIN (WC)	1	1	0	0	0	0.0	0.0	0	0	0	0	0	0	0	0	0
Career Totals	3	2	7	3	4	0.0	0.0	0	0	0	0	0	0	0	0	0

CAMERON COLLINS

LINEBACKER

49

Height: 6-2 | Weight: 241 | College: Oregon State |
Hometown: Santa Monica, Calif. | 1st NFL Season |
1st with Texans | Age as of Kickoff Weekend 2012: 23 |
Acquired: CFA-'12 | 2012 GP/GS: 0/0 |
Career GP/GS: 0/0 | Teams: Houston, 2012 |

TRANSACTIONS: Signed with Houston Texans to the practice squad on Oct. 11, 2012...released from practice squad on Oct. 29, 2012...signed back onto Texans practice squad on Nov. 27, 2012...signed by Texans to the active roster on Jan. 4, 2013.

2012 (Houston 0/0, 1/0):

- Spent 7 weeks as a member of the practice squad
- Made his professional debut when he took the field on the opening kickoff in AFC Wild Card Playoff vs. Cincinnati on 1/5/13

COLLEGE:

- Chosen by his teammates as a captain as a senior
- Originally played safety before switching to linebacker prior to the 2010 season
- Finished his career with 24 starts, 11 at safety and 13 at linebacker
- Had three games of 10-plus tackles
- Most productive season statistically came as a sophomore at safety when he had 70 tackles and four passes defensed
- Nominated for the Lott Trophy, which is awarded annually to the player who best displays team leadership, academic achievements and is involved in the community
- Earned Pac-10/12 All-Academic First Team honors four straight years
- Named to the Capital One Academic All-District team in 2011
- Member of the Student Athlete Advisory Committee
- Graduated with a degree in finance in June, 2012

PERSONAL:

- Graduated from Santa Monica (Calif.) High School with a 3.80 cumulative GPA
- Lettered in football, basketball and track
- Earned the school's Centennial and Presidential awards for academics
- Grew up as a fan of the New York Yankees
- Born in Cherry Point, N.C.

Collins' 2012 Season Statistics

			Tackles					Interceptions					Fumbles			
Date, Opp	G	GS	Tot	Solo	Asst	Sk	Yds	No	Yds	Lg	TD	PD	FF	FR	Yds	TD
9/9 vs. MIA							NOT WITH TEAM									
9/16 @ JAX							NOT WITH TEAM									
9/23 @ DEN							NOT WITH TEAM									
9/30 vs. TEN							NOT WITH TEAM									
10/8 @ NYJ							NOT WITH TEAM									
10/14 vs. GB							PRACTICE SQUAD									
10/21 vs. BAL							PRACTICE SQUAD									
11/4 vs. BUF							NOT WITH TEAM									
11/11 @ CHI							NOT WITH TEAM									
11/18 vs. JAX							NOT WITH TEAM									
11/22 @ DET							NOT WITH TEAM									
12/2 @ TEN							PRACTICE SQUAD									
12/10 @ NE							PRACTICE SQUAD									
12/16 vs. IND							PRACTICE SQUAD									
12/23 vs. MIN							PRACTICE SQUAD									
12/30 @ IND							PRACTICE SQUAD									
2012 Totals	0	0	0	0	0	0.0	0.0	0	0	0	0	0	0	0	0	0

Collins' 2012 Playoff Statistics

			Tackles					Interceptions					Fumbles			
Date, Opp	GP	GS	Tot	Solo	Asst	Sk	Yds	No	Yds	Lg	TD	PD	FF	FR	Yds	TD
1/5/13 vs. CIN (WC)	1	0	0	0	0	0.0	0.0	0	0	0	0	0	0	0	0	0
2012 Totals	1	0	0	0	0	0.0	0.0	0	0	0	0	0	0	0	0	0

JARED CRICK

DEFENSIVE END

93

Height: 6-4 | Weight: 276 | College: Nebraska |
Hometown: Cozad, Neb. | Rookie |
1st with Texans | Age as of Kickoff Weekend 2012: 23 |
Acquired: D4c, 2012 (126th overall) | 2012 GP/GS: 15/0 |
Career GP/GS: 15/0 | Teams: Houston, 2012 |

TRANSACTIONS: Selected by Houston Texans in the fourth round (126th overall) of the 2012 NFL Draft... Signed by Texans on May 14, 2012.

2012 (Houston 15/0, 1/0):

- Made his NFL debut and made one solo tackle in the season opener vs. Miami (9/9)
- Had two tackles (one solo) at Jacksonville (9/16)
- Dressed but did not play at the New York Jets (10/8)
- Had six tackles (two solo) vs. Green Bay (10/14)
- Had two solo tackles vs. Baltimore (10/21)
- Made two tackles and broke up a pass at the line of scrimmage vs. Buffalo (11/4)
- Assisted on two tackles vs. Jacksonville (11/18)
- Collected four tackles (three solo) at Detroit (11/22)
- Recorded two tackles at Tennessee (12/2)
- Registered four tackles (two solo) at New England (12/10)
- Collected two tackles (one solo) vs. Indianapolis (12/16)
- Made a tackle vs. Minnesota (12/23)
- Had one tackle at Indianapolis (12/30)
- Made his postseason debut in the AFC Wild Card Playoff vs. Cincinnati (1/5/13)

COLLEGE:

- Started his final 33 games at strong-side defensive tackle after beginning his career as a defensive end and appeared in 42 contests
- Saw his senior year cut short with a torn pectoral muscle that caused him to miss the final eight games
- Recorded 167 tackles (75 solo) in his career
- Ranks eighth on Nebraska's all-time sacks list with 20.0 (145 yards), had 35.0 tackles for loss (162 yards) for his career, one forced fumble, two fumble recoveries, eight pass breakups and two blocked kicks in his career
- Ranks 13th on the Nebraska's single-season chart with 17 tackles for loss in 2010
- Set school single-game records with five sacks and seven tackles for loss vs. Baylor in 2009
- Recipient of the Big Ten Conference Sportsmanship Award in his senior season
- Received first-team All-America honors from Rivals.com, adding second-team accolades from the Associated Press, Sports Illustrated and CBSSports.com for his junior season
- A unanimous All-Big XII Conference first-team choice and a member of the Big XII Commissioner's Spring Academic Honor Roll in 2010
- Received All-Big XII Conference first-team honors from the league's coaches his sophomore year
- Recorded a career-high 73 tackles (31 solos), ranked second on the squad and sixth in the league with 9.5 sacks (57 yards) and had 15 tackles for loss (63 yards)
- His sack total was the most in the country in 2009, edging out Ndamukong Suh's 4.5 sacks vs. Texas
- Played in nine games and made two tackles with a pass breakup
- Chosen Freshman All-SEC by the league's coaches his freshman year
- Redshirted as a freshman and moved inside to tackle from defensive end in the spring of 2008

PERSONAL:

- A three-sport star at Cozad (Neb.) High School where he recorded 75 tackles and five sacks as a junior en route to Class C-1 all-state honors from the Omaha World-Herald and honorable-mention all-state accolades from the Lincoln Journal Star
- As a senior, earned second-team All-Nebraska honors from the Omaha World-Herald and second-team Super-State honors from the Lincoln Journal Star, adding first-team Class B honors from both papers
- Led the basketball team with 12 points and eight rebounds per game and finished second in the state in the shot put with a throw of 60 10-1/4 in the state track and field championships
- Graduated in August, 2011 with a degree in History
- Two-time member of the Brook Berringer Citizenship Team for his community outreach work

Crick's 2012 Season Statistics

			Tackles					Interceptions				Fumbles				
Date, Opp	G	GS	Tot	Solo	Asst	Sk	Yds	No	Yds	Lg	TD	PD	FF	FR	Yds	TD
9/9 vs. MIA	1	0	1	1	0	0.0	0.0	0	0	0	0	0	0	0	0	0
9/16 @ JAX	1	0	2	1	1	0.0	0.0	0	0	0	0	0	0	0	0	0
9/23 @ DEN	1	0	0	0	0	0.0	0.0	0	0	0	0	0	0	0	0	0
9/30 vs. TEN	1	0	1	0	1	0.0	0.0	0	0	0	0	0	0	0	0	0
10/8 @ NYJ							DID NOT PLAY									
10/14 vs. GB	1	0	6	2	4	0.0	0.0	0	0	0	0	1	0	0	0	0
10/21 vs. BAL	1	0	2	2	0	0.0	0.0	0	0	0	0	0	0	0	0	0
11/4 vs. BUF	1	0	2	1	1	0.0	0.0	0	0	0	0	1	0	0	0	0
11/11 @ CHI	1	0	0	0	0	0.0	0.0	0	0	0	0	0	0	0	0	0
11/18 vs. JAX	1	0	2	0	2	0.0	0.0	0	0	0	0	0	0	0	0	0
11/22 @ DET	1	0	4	3	1	0.0	0.0	0	0	0	0	0	0	0	0	0
12/2 @ TEN	1	0	2	2	0	0.0	0.0	0	0	0	0	0	0	0	0	0
12/10 @ NE	1	0	4	2	2	0.0	0.0	0	0	0	0	0	0	0	0	0
12/16 vs. IND	1	0	2	1	1	0.0	0.0	0	0	0	0	0	0	0	0	0
12/23 vs. MIN	1	0	1	1	0	0.0	0.0	0	0	0	0	0	0	0	0	0
12/30 @ IND	1	0	1	1	0	0.0	0.0	0	0	0	0	0	0	0	0	0
2012 Totals	15	0	30	17	13	0.0	0.0	0	0	0	0	2	0	0	0	0

Crick's 2012 Season Highs

Tackles	6	vs. Green Bay, 10/14/12
Passes Defensed	1	twice, last vs. Buffalo, 11/4/12

Crick's 2012 Playoff Statistics

			Tackles					Interceptions				Fumbles				
Date, Opp	GP	GS	Tot	Solo	Asst	Sk	Yds	No	Yds	Lg	TD	PD	FF	FR	Yds	TD
1/5/13 vs. CIN (WC)	1	0	0	0	0	0.0	0.0	0	0	0	0	0	0	0	0	0
2012 Totals	1	0	0	0	0	0.0	0.0	0	0	0	0	0	0	0	0	0

OWEN DANIELS

TIGHT END

81

Height: 6-3 | Weight: 247 | College: Wisconsin |
Hometown: Naperville, Ill. | 7th NFL Season |
7th with Texans | Age as of Kickoff Weekend 2012: 29 |
Acquired: D4-'06 (98th overall) | 2012 GP/GS: 15/14 |
Career GP/GS: 95/91 | Teams: Houston, 2006-12 |

TRANSACTIONS: Selected by Houston Texans in the fourth round (98th pick overall) of the 2006 NFL Draft...Signed by Texans on July 12, 2006...Re-signed with Texans on June 15, 2009...Placed on Reserve/Injured list on Nov. 4, 2009...Re-signed with Texans on June 11, 2010...Re-signed with Texans on March 3, 2011.

HONORS:
- Pro Bowl Selection (2009)

CAREER:
- Texans all-time leader in receptions (358) and receiving yards (4,338) at tight end
- Has caught a pass in 82 consecutive regular season games played
- Ranks second in both receptions and receiving yards in team history, while his 240 receiving first downs also ranks second in team history
- Became the second player to have 4,000-plus receiving yards in team history
- Is averaging 46.1 receiving yards per game, which is second in team history
- The first Texan to score in the NFL Pro Bowl when he caught a 9-yard touchdown pass in the second quarter of the 2009 game

2012 (Houston 15/14, 1/1):
- Caught 62 passes on the season for 716 yards and a career-high six touchdowns
- Made his 300th career reception with his first catch before finishing with four receptions for 87 yards in the season opener vs. Miami (9/9)
- Led the team with a game-high six receptions, gaining 47 yards at Jacksonville (9/16)
- Caught three passes for 26 yards including a 14-yard touchdown at Denver (9/23)
- Named the Offensive Player of the Game after leading the team with six receptions for 72 yards and a touchdown vs. Tennessee (9/30)
- Led the team with four receptions for 79 yards at the New York Jets (10/8) and caught a touchdown pass for the third consecutive game
- Caught his fourth touchdown pass of the season as part of a season-high seven-catch day vs. Baltimore (10/21)
- Tied a career-high with his fifth touchddown catch of the season on a 39-yards pass as part of a 62 yard day vs. Buffalo (11/4)
- Inactive at Chicago (11/11)
- Caught six passes for 57 yards vs. Jacksonville (11/18)
- Caught his career-best sixth touchdown of the season when he hauled in a 9-yard pass in the second quarter at Detroit (11/22)
- Had two receptions for 24 yards at New England (12/10)
- Caught four passes for 40 yards vs. Indianapolis (12/16)
- Led all Texans receivers with nine receptions for 91 yards in the AFC Wild Card Playoff vs. Cincinnati (1/5/13)

2011 (Houston 15/15):
- Led the team and ranked sixth among AFC tight ends with 54 receptions and for 677 yards and had three touchdown catches
- Caught three passes for 25 yards including his first touchdown of the season on a 4-yard reception in the second quarter at Miami (9/18)
- Had five receptions for 76 yards and a touchdown for the second consecutive game at New Orleans (9/25)
- Caught a touchdown in the third consecutive game as part of a five-reception, 69-yard day vs. Pittsburgh (10/2)
- Led all Texans in receptions with a season-high seven for 89 yards vs. Oakland (10/9)
- Caught a pass in his 60th consecutive game when he hauled in a season-long 34-yarder in the second quarter at Tennessee (10/23) as part of a 71-yard day receiving
- Made four receptions for 60 yards including a crucial finger-tip catch to convert a third down at the end of the fourth quarter vs. Jacksonville (10/30)
- Surpassed 3,500 career receiving yards on his second catch of the game, an 8-yard gain in the first quarter vs. Atlanta (12/4)
- Led all Texans with 100 yards receiving on seven receptions including a one-handed grab on third down that helped set up the game winner at Cincinnati (12/11)
- Inactive in the season finale vs. Tennessee (1/1/12)
- Started in his postseason debut and caught two passes for 29 yards in AFC Wild Card Playoff vs. Cincinnati (1/7/12)
- Had two receptions for 26 yards in AFC Divisional Playoff at Baltimore (1/15/12)

2010 (Houston 11/10):
- Played in 11 games with 10 starts and caught 38 passes on the season for 471 yards and two touchdowns
- Caught five passes for 91 yards vs. Baltimore (12/13)
- Had a team-high eight receptions for 73 yards and his first touchdown of the season at Denver (12/26)
- Recorded five receptions for 62 yards and a touchdown vs. Jacksonville (1/2/11)

2009 (Houston 8/8):
- Started the first eight games of the season and caught 40 passes for 519 yards and five touchdowns before suffering a season ending knee injury Week 9
- Had six receptions for 72 yards and a third quarter game-tying touchdown at Tennessee (9/20) to help set up for the game-winning field goal
- Caught eight passes for 94 yards in the second half at Arizona (10/11)
- Caught seven passes for 78 yards and tied a career high with two touchdowns at Cincinnati (10/18)
- Was the team leader in receptions and yards vs. San Francisco (10/25) where he had seven catches for 123 yards and a touchdown
- Made one catch for 22 yards at Buffalo (11/1) before leaving the game with a torn ACL and being placed on the reserve/injured list (11/4)

2008 (Houston 16/16):
- Started all 16 games and caught 70 passes for 862 yards and two touchdowns, earning his first trip to the Pro Bowl
- Ranked second among AFC tight ends in receiving yards (862) and first downs (46), trailing only Kansas City TE Tony Gonzalez in both categories
- Ranked in the top five among AFC tight ends in receptions (third, 70), receiving yards per game (third, 53.9) and yards per reception (fourth, 12.3)
- Teamed with Andre Johnson to form the most prolific receiver-tight end pairing in the NFL with a combined 185 receptions and 2,437 yards
- Recorded 66 yards on six receptions including two touchdowns vs. Detroit (10/19)
- Caught 11 passes for 131 yards, both career-highs at Minnesota (11/2)
- Caught seven passes for 111 yards at Oakland (12/21)

2007 (Houston 16/16):
- Started all 16 games and finished with 63 catches for 768 yards and three touchdowns
- Reception and yardage totals both ranked sixth among NFL tight ends
- His 63 catches were second-most on the team and his 768 yards ranked third
- Caught a season-high seven passes for 56 yards vs. Indianapolis (9/23)
- Caught six passes for a season-high 96 yards vs. Miami (10/7)
- Tied his season high with seven receptions for 82 yards and scored his first touchdown of the season at Cleveland (11/25)

2006 (Houston 14/12):
- Started 12 games as a rookie and finished tops in NFL among rookie tight ends with 34 catches for 352 yards and five touchdowns
- His five scores tied for the team lead and were the most ever by a Texans tight end
- Started his first career game vs. Philadelphia (9/10)
- Registered four catches for 44 yards, including his first career touchdown for 33 yards at Indianapolis (9/17)
- Had a season-high 99 receiving yards with nine catches and two TDs at Tennessee (10/29), setting a team record for rookie tight ends

COLLEGE:
- Began his Wisconsin career on special teams and at quarterback
- Moved to flanker and then tight end as a sophomore and also saw action at split end and wingback
- Played in 43 games during his career, 36 of them as a receiver
- Caught 62 passes for 852 yards (13.7 avg) and eight touchdowns
- Atmospheric and oceanic sciences major who earned Academic All-Big Ten Conference honors in 2002

PERSONAL:
- Resides in Houston
- Played basketball and ran track at Naperville (Ill.) Central High School for the Redhawks

DANIELS, OWEN

Daniels' 2012 Season Statistics

Date, Opp	GP	GS	Rush	Yds	Avg	Lg	TD	Rec	Yds	Avg	Lg	TD
9/9 vs. MIA	1	1	0	0	--	--	0	4	87	21.8	29	0
9/16 @ JAX	1	1	0	0	--	--	0	6	47	7.8	12	0
9/23 @ DEN	1	1	0	0	--	--	0	3	26	8.7	14	1
9/30 vs. TEN	1	1	0	0	--	--	0	6	72	12.0	28	1
10/8 @ NYJ	1	1	0	0	--	--	0	4	79	19.8	34	1
10/14 vs. GB	1	1	0	0	--	--	0	3	46	15.3	27	0
10/21 vs. BAL	1	1	0	0	--	--	0	7	59	8.4	19	1
11/4 vs. BUF	1	1	0	0	--	--	0	4	62	15.5	39	1
11/11 @ CHI						INACTIVE						
11/18 vs. JAX	1	0	0	0	--	--	0	6	57	9.5	18	0
11/22 @ DET	1	1	0	0	--	--	0	4	20	5.0	9	1
12/2 @ TEN	1	1	0	0	--	--	0	3	43	14.3	19	0
12/10 @ NE	1	1	0	0	--	--	0	2	24	12.0	13	0
12/16 vs. IND	1	1	0	0	--	--	0	4	40	10.0	17	0
12/23 vs. MIN	1	1	0	0	--	--	0	3	27	9.0	14	0
12/30 @ IND	1	1	0	0	--	--	0	3	27	9.0	15	0
2012 Totals	15	14	0	0	--	--	0	62	716	11.5	39	6

Daniels' Career Statistics

Year	Team	G	GS	Rush	Yds	Avg	Lg	TD	Rec	Yds	Avg	Lg	TD
2006	Hou	14	12	0	0	--	--	0	34	352	10.3	33	5
2007	Hou	16	16	0	0	--	--	0	63	768	12.2	29	3
2008	Hou	16	16	0	0	--	--	0	70	862	12.3	35	2
2009	Hou	8	8	0	0	--	--	0	40	519	13.0	44	5
2010	Hou	11	10	0	0	--	--	0	38	471	12.4	31	2
2011	Hou	15	15	0	0	--	--	0	54	677	12.5	34	3
2012	Hou	15	14	0	0	--	--	0	62	716	11.5	39	6
NFL Totals		95	91	0	0	--	--	0	361	4,365	12.1	44	26

Daniels' 2012 Season Highs

Receptions	7	vs. Baltimore, 10/21/12
Receiving Yards	87	vs. Miami, 9/9/12
Receiving Long	39t	vs. Buffalo, 11/4/12
Receiving Touchdowns	1	six times, most recent: at Detroit, 11/22/12

Daniels' Career Highs

Receptions	11	at Minnesota (133 yards), 11/2/08
Receiving Yards	133	at Minnesota (11 receptions), 11/2/08
Receiving Touchdowns	2	three times, most recent: Cincinnati, 10/18/09
Receiving Long	44	vs. Oakland, 10/4/09

Additional Statistics

Special Teams Tackles: 2 total; 2006 – 2.

Daniels' 2012 Playoff Statistics

Date, Opp	GP	GS	Rush	Yds	Avg	Lg	TD	Rec	Yds	Avg	Lg	TD
1/5/13 vs. CIN (WC)	1	1	0	0	--	--	0	9	91	10.1	19	0
2012 Totals	1	1	0	0	--	--	0	9	91	10.1	19	0

Daniels' Career Playoff Statistics

Date, Opp	GP	GS	Rush	Yds	Avg	Lg	TD	Rec	Yds	Avg	Lg	TD
1/7/12 vs. CIN (WC)	1	1	0	0	--	--	0	2	29	14.5	21	0
1/15/12 at BAL (Div)	1	1	0	0	--	--	0	2	26	13.0	17	0
1/5/13 vs. CIN (WC)	1	1	0	0	--	--	0	9	91	10.1	19	0
Career Totals	3	3	0	0	--	--	0	13	146	11.2	21	0



QUINTIN DEMPS

FREE SAFETY

27

Height: 5-11 | Weight: 206 | College: UTEP |
Hometown: San Antonio, Texas | 4th NFL Season |
3rd with Texans | Age as of Kickoff Weekend 2012: 27 |
Acquired: FA-'10 | 2012 GP/GS: 12/0 | Career GP/GS: 48/0 |
Teams: Philadelphia, 2008-09; Houston, 2010-12 |

TRANSACTIONS: Selected by Philadelphia Eagles in the fourth round (117th overall) in the 2008 NFL Draft…Signed by Eagles on May 30, 2008...Released by Eagles on Sept. 4, 2010...Signed with Texans on December 7, 2010...Released by Texans on Sept. 3, 2011...Signed by Texans on Oct. 25, 2011.

CAREER:
- Has played in 48 career games, recording 64 total tackles, a sack and three interceptions while also returning 58 kickoffs for 1,469 yards and a touchdown
- Has recorded two interceptions and 51 tackles with the Texans

2012 (Houston 12/0, 1/0):
- Made two tackles and assisted on two special teams tackles vs. Miami (9/9)
- Had three solo tackles at Jacksonville (9/16)
- Set a career-high with seven tackles (six solo) and broke up a pass at Denver (9/23)
- Made two solo tackles before leaving the game with a forearm injury vs. Tennessee (9/30)
- Inactive for three games due to injury
- Recovered a fumble for the first time in his career when he scooped up a loose ball late in the fourth quarter vs. Buffalo (11/4)
- Made one solo tackle at Chicago (11/11)
- Recorded a pass defensed vs. Jacksonville (11/18)
- Had four tackles (three solo) at Detroit (11/22)
- Registered three tackles and a pass defensed at Tennessee (12/2)
- Made one tackle at New England (12/10)
- Registered a pass defensed vs. Indianapolis (12/16)
- Inactive vs. Minnesota (12/23)
- Collected two tackles at Indianapolis (12/30)

2011 (Houston 9/0):
- Signed by the Texans to active roster (10/25) and recorded a career-high 22 tackles and had two interceptions and four passes defensed
- Returned five kickoffs for 169 yards (33.8 average)
- Assisted on a tackle and had a pass defensed vs. Jacksonville (10/30)
- Made two solo tackles and intercepted a Colt McCoy pass and returned it 42 yards to set up a field goal to end the first half vs. Cleveland (11/6)
- Had four tackles (three solo) and intercepted a Josh Freeman pass and returned it five yards at Tampa Bay (11/13)
- Made three tackles (two solo) at Jacksonville (11/27)
- Had four solo tackles vs. Atlanta (12/4)
- Had one solo tackle and broke up a pass while also averaging 42.0 yards on two kickoff returns including a long of 50 yards vs. Carolina (12/18)
- Returned one kickoff 33 yards at Indianapolis (12/22)
- Led the Texans defense with a career-high six solo tackles in the season finale vs. Tennessee (1/1/12)
- Started and made one solo tackle in AFC Wild Card Playoff vs. Cincinnati (1/7/12)
- Recorded two solo tackles in AFC Divisional Playoff at Baltimore (1/15/12)

2010 (Houston 2/0):
- Released by Eagles following training camp (9/4) and was signed by Texans (12/7)
- Inactive vs. Baltimore (12/13) and at Tennessee (12/19)
- Saw action on special teams at Denver (12/26) and vs. Jacksonville (1/2)

2009 (Philadelphia 9/0):
- Played in nine games and recorded seven solo tackles, one interception and three passes defensed
- Returned six kickoffs for 155 yards, with a long of 48

2008 (Philadelphia 16/0):
- Played in all 16 games as a rookie and recorded five solo tackles, one sack, one pass defensed and one forced fumble
- Returned 52 kickoffs for 1,314 yards (25.3 average) and one touchdown, a 100-yard return at Baltimore (11/23)

COLLEGE:
- Had 17 career interceptions at UTEP and became the first player in school and Conference USA history to have two 100-yard interception returns in both a season and a career
- As a senior in 2007, was a third-team All-American and had five interceptions for 220 yards and five touchdowns, 72 tackles, a 13.3-yard punt return average and a 22.4-yard kickoff return average
- Had seven interceptions and 67 tackles as a junior in 2006

PERSONAL:
- Prepped at Theodore Roosevelt High School in San Antonio, Texas

Demps' 2012 Season Statistics

			Tackles					Interceptions					Fumbles			
Date, Opp	G	GS	Tot	Solo	Asst	Sk	Yds	No	Yds	Lg	TD	PD	FF	FR	Yds	TD
9/9 vs. MIA	1	0	2	2	0	0.0	0.0	0	0	0	0	0	0	0	0	0
9/16 @ JAX	1	0	3	3	0	0.0	0.0	0	0	0	0	0	0	0	0	0
9/23 @ DEN	1	0	7	6	1	0.0	0.0	0	0	0	0	1	0	0	0	0
9/30 vs. TEN	1	0	2	2	0	0.0	0.0	0	0	0	0	0	0	0	0	0
10/8 @ NYJ							INACTIVE									
10/14 vs. GB							INACTIVE									
10/21 vs. BAL							INACTIVE									
11/4 vs. BUF	1	0	5	4	1	0.0	0.0	0	0	0	0	1	0	1	0	0
11/11 @ CHI	1	0	1	1	0	0.0	0.0	0	0	0	0	0	0	0	0	0
11/18 vs. JAX	1	0	0	0	0	0.0	0.0	0	0	0	0	1	0	0	0	0
11/22 @ DET	1	0	4	3	1	0.0	0.0	0	0	0	0	0	0	0	0	0
12/2 @ TEN	1	0	3	3	0	0.0	0.0	0	0	0	0	1	0	0	0	0
12/10 @ NE	1	0	1	0	1	0.0	0.0	0	0	0	0	0	0	0	0	0
12/16 vs. IND	1	0	0	0	0	0.0	0.0	0	0	0	0	1	0	0	0	0
12/23 vs. MIN							INACTIVE									
12/30 @ IND	1	0	2	2	0	0.0	0.0	0	0	0	0	0	0	0	0.0	0
2012 Totals	12	0	30	26	4	0.0	0.0	0	0	0	0	5	0	1	0	0

Demps' Career Statistics

			Tackles					Interceptions					Fumbles			
Year Team	G	GS	Tot	Solo	Asst	Sk	Yds	No	Yds	Lg	TD	PD	FF	FR	Yds	TD
2008 Phi	16	0	5	5	0	1.0	9.0	0	0	0	0	1	1	0	0	0
2009 Phi	9	0	7	7	0	0.0	0.0	1	12	12	0	3	0	0	0	0
2010 Hou	2	0	0	0	0	0.0	0.0	0	0	0	0	0	0	0	0	0
2011 Hou	9	0	22	18	4	0.0	0.0	2	47	42	0	4	0	0	0	0
2012 Hou	12	0	30	26	4	0.0	0.0	0	0	0	0	5	0	1	0	0
NFL Totals	48	0	64	56	8	1.0	9.0	3	59	42	0	13	1	1	0	0

Demps' 2012 Season Highs

Tackles	7	at Denver, 9/23/12
Passes Defensed	1	five times, most recent: vs. Indianapolis, 12/16/12
Fumble Recoveries	1	vs. Buffalo, 11/4/12

Demps' Career Highs

Tackles	7	at Denver, 9/23/12
Sacks	1	vs. Cleveland, 12/15/08
Interceptions	1	three times, most recent: at Tampa Bay (J. Freeman), 11/13/11
Passes Defensed	1	13 times, most recent: vs. Indianapolis, 12/16/12
Forced Fumbles	1	vs. Dallas, 12/28/08
Fumble Recoveries	1	vs. Buffalo, 11/4/12

Demps' 2012 Playoffs Statistics

			Tackles					Interceptions					Fumbles			
Date, Opp	GP	GS	Tot	Solo	Asst	Sk	Yds	No	Yds	Lg	TD	PD	FF	FR	Yds	TD
1/5/13 vs. CIN (WC)	1	0	0	0	0	0.0	0.0	0	0	0	0	0	0	0	0	0
2012 Totals	1	0	0	0	0	0.0	0.0	0	0	0	0	0	0	0	0	0

Demps' Career Playoffs Statistics

			Tackles					Interceptions					Fumbles			
Date, Opp	GP	GS	Tot	Solo	Asst	Sk	Yds	No	Yds	Lg	TD	PD	FF	FR	Yds	TD
1/4/09 @ MIN (WC)	1	1	0	0	0	0.0	0.0	0	0	0	0	0	0	0	0	0
1/11/09 @ NYG (Div)	1	0	2	1	1	0.0	0.0	0	0	0	0	0	0	0	0	0
1/18/09 @ ARZ (Conf)	1	0	5	3	2	0.0	0.0	0	0	0	0	0	0	0	0	0
1/7/12 vs. CIN (WC)	1	1	1	1	0	0.0	0.0	0	0	0	0	0	0	0	0	0
1/15/12 at BAL (Div)	1	0	2	2	0	0.0	0.0	0	0	0	0	0	0	0	0	0
1/5/13 vs. CIN (WC)	1	0	0	0	0	0.0	0.0	0	0	0	0	0	0	0	0	0
Career Totals	6	2	10	7	3	0.0	0.0	0	0	0	0	0	0	0	0	0

JUSTIN FORSETT

RUNNING BACK

28

Height: 5-8 | Weight: 198 | College: California |
Hometown: Lakeland, Fla. | 5th NFL Season |
1st with Texans | Age as of Kickoff Weekend 2012: 26 |
Acquired: UFA-'12 | 2012 GP/GS: 16/0 | Career GP/GS: 78/7 |
Teams: Seattle 2008-11; Indianapolis, 2008; Houston, 2012 |

TRANSACTIONS: Selected by the Seattle Seahawks in the seventh round (233th overall) of the 2008 NFL Draft…Waived by the Seahawks on Sept. 9, 2008…Signed off waivers by Indianapolis Colts on Sept. 11, 2008…Released by the Indianapolis Colts on Oct. 7, 2008…Signed by Seahawks to the practice squad on Oct. 9, 2008…Signed by Seahawks from practice squad to active roster on Oct. 14, 2008…Signed by Houston Texans as an unrestricted free agent on June 4, 2012.

CAREER:
- Has appeared in 78 career games with seven starts rushing for 1,661 yards on 341 carries and nine touchdowns
- Earned position on the Seahawks 53-man roster to open the 2008 season, but was waived following Week 1 and signed with Indianapolis.
- Led Seattle in 2009 with a 5.4 yards/carry average and four rushing touchdowns while finishing second with 114 carries and 619 yards.
- Served rookie season as the Seahawks primary punt returner and was second among all NFL rookies with a 9.7-yard return average

2012 (Houston 16/0):
- Saw action on special teams in the season opener vs. Miami (9/9)
- Had six carries in the fourth quarter for 35 yards at Jacksonville (9/16)
- Made a special teams tackle at Denver (9/23)
- Led the team in rushing with 47 yards on seven carries and had one reception for 18 yards vs. Green Bay (10/14)
- Rushed for 32 yards on six carries inlcuding a long of 11 yards vs. Baltimore (10/21)
- Picked up 25 yards on a second-quarter carry at Chicago (11/11)
- Rushed for 59 yards on seven carries including a season-long of 30 yards vs. Jacksonville (11/18)
- Scored on an 81-yard run in the third quarter at Detroit (11/22), the longest run of his career and the longest run in Texans franchise history
- Led the team in rushing with 64 yards on 14 carries at Tennessee (12/2)
- Had seven yards rushing on three attempts at New England (12/10)

2011 (Seattle 16/0):
- Saw action in all 16 games for the Seahawks, rushing for 145 and a touchdown in addition to 23 receptions for 128 yards
- Had 10 yards on three rushes and 20 yards on three receptions at Pittsburgh (9/18)
- Had 11 yards on three carries and 30 yards on three receptions vs. Atlanta (10/2)
- Rushed eight times for 23 yards at Cleveland (10/23)
- Had one reception for 13 yards and a kickoff return for 11 yards vs. Cincinnati (10/30)
- Had a season-high 31 yards on four carries, including a 22-yard touchdown at St. Louis (11/20)
- Had one rush for eight yards and two catches for 14 yards vs. St. Louis (12/12)
- Rushed six times for 12 yards and had a nine-yard reception at Chicago (12/18)
- Rushed once for five yards and had 20 yards on two receptions vs. San Francisco (12/24)
- Had 16 yards on six rushes at Arizona (1/1/12)

2010 (Seattle 16/5):
- Saw action in all 16 games, including five starts at running back
- Rushed for 523 yards with a long of 32 yards and had two touchdowns on the season
- Rushed for 67 yards on 10 attempts, made four first downs and scored a touchdown at Chicago (10//17)

2009 (Seattle 16/2):
- Saw action in all 16 games and recorded two starts
- Rushed for 619 yards and posted 350 receiving yards with four touchdowns
- Rushed for 123 yards and recorded a touchdown at Arizona (11/15)
- Racked up 80 receiving yards with a long of 47 at Minnesota (11/22)

2008 (Seattle 11/0, Indianapolis 3/0):
- Recorded 223 yards on 23 punt returns in 11 games with Seattle
- Posted 248 yards on 11 kick returns in his three games with Indianapolis

COLLEGE:
- In 49 games at California, Forsett started 18, including 13 as a senior
- Ranks third in school history with 3,220 yards rushing and fourth with 26 touchdowns on the ground, as he carried 567 times
- Caught 41 passes for 386 yards and a score, adding 162 yards on 10 kickoff returns while recovering a blocked punt for a touchdown
- Recorded seven tackles (six solo) on special teams.

PERSONAL:
- Attended Grace Prep Academy in Arlington, Texas as a junior and senior after spending freshman and sophomore years at Polk High in Mulberry, Fla. before family moved to Texas
- Led the Academy to back-to-back state championships in the Texas private school division, earning Class 4A First-Team All-State and Most Valuable Player honors
- Member of the Dallas Morning News' All-Area Top 100 team and participated in the Texas All-Star Game, earning MVP accolades in that contest
- Scored 63 touchdowns and rushed for nearly 5,000 yards during final two seasons
- Also lettered in basketball and track at Grace Prep

Forsett's 2012 Season Statistics

Date, Opp	GP	GS	Rush	Yds	Avg	Lg	TD	Rec	Yds	Avg	Lg	TD
9/9 vs. MIA	1	0	0	0	--	--	0	0	0	--	--	0
9/16 @ JAX	1	0	6	35	5.8	14	0	0	0	--	--	0
9/23 @ DEN	1	0	0	0	--	--	0	0	0	--	--	0
9/30 vs. TEN	1	0	0	0	--	--	0	0	0	--	--	0
10/8 @ NYJ	1	0	4	6	1.5	5	0	0	0	--	--	0
10/14 vs. GB	1	0	7	47	6.7	17	0	1	18	18.0	18	0
10/21 vs. BAL	1	0	6	32	5.3	11	0	0	0	--	--	0
11/4 vs. BUF	1	0	6	7	1.2	6	0	0	0	--	--	0
11/11 @ CHI	1	0	4	27	6.8	25	0	0	0	--	--	0
11/18 vs. JAX	1	0	7	59	8.4	30	0	1	6	6.0	6	0
11/22 @ DET	1	0	5	87	17.4	81	1	0	0	--	--	0
12/2 @ TEN	1	0	14	63	4.5	14	0	0	0	--	--	0
12/10 @ NE	1	0	3	7	2.3	5	0	1	14	14.0	14	0
12/16 vs. IND	1	0	0	0	--	--	0	0	0	--	--	0
12/23 vs. MIN	1	0	1	4	4.0	4	0	0	0	--	--	0
12/30 @ IND	1	0	0	0	--	--	0	0	0	--	--	0
2012 Totals	16	0	63	374	5.9	81	1	3	38	12.7	18	0

Forsett's Career Statistics

Year Team	G	GS	Rush	Yds	Avg	Lg	TD	Rec	Yds	Avg	Lg	TD
2008 SEA	11	0	0	0	--	--	0	0	0	--	--	0
2008 IND	3	0	0	0	--	--	0	0	0	--	--	0
2009 SEA	16	2	114	619	5.4	35	4	41	350	8.5	47	1
2010 SEA	16	5	118	523	4.4	32	2	33	252	7.6	21	0
2011 SEA	16	0	46	145	3.2	22	2	33	252	7.6	21	0
2012 HOU	16	0	63	374	6	81	1	3	38	13	18	0
NFL Totals	78	7	341	1,661	4.9	81	9	110	892	8.1	47	1

Forsett's 2012 Season Highs

Rushing Yards	87	at Detroit (5 attempts), 11/22/12
Rushing Attempts	14	at Tennessee, 12/2/12
Rushing Long	81t	at Detroit, 11/22/12

Forsett's Career Highs

Rushing Yards	130	at St. Louis (22 attempts), 11/29/09
Rushing Attempts	22	at St. Louis (130 yards), 11/29/09
Rushing Touchdowns	2	at St. Louis, 11/29/09
Rushing Long	81t	at Detroit, 11/22/12
Receptions	8	at Minnesota (80 yards), 11/22/09
Receiving Yards	80	at Minnesota (8 receptions), 11/22/09
Receiving Long	47	at Minnesota (8 receptions), 11/22/09

Additional Statistics

Special Teams Tackles: 3 total; 2009 – 2, 2012 – 3.

Forsett's 2012 Playoff Statistics

Date, Opp	GP	GS	Rush	Yds	Avg	Lg	TD	Rec	Yds	Avg	Lg	TD
1/5/13 vs. CIN (WC)	DID NOT PLAY											
2012 Totals	0	0	0	0	0.0	0	0	0	0	0.0	0	0

ARIAN FOSTER

RUNNING BACK

23

Height: 6-1 | Weight: 229 | College: Tennessee |
Hometown: San Diego, Calif. | 4th NFL Season |
4th with Texans | Age as of Kickoff Weekend 2012: 26 |
Acquired: CFA-'09 | 2012 GP/GS: 16/16 |
Career GP/GS: 51/43 | Teams: Houston, 2009-12 |

TRANSACTIONS: Signed by Houston Texans as an undrafted free agent on May 1, 2009...Released by Texans on Sept. 5, 2009...Signed to Texans practice squad on Sept. 6, 2009...Signed to Texans active roster on Nov. 17, 2009...Re-signed with Texans on March 6, 2012.

HONORS:
- Three-time Pro Bowl (2011, 2012, 2013)
- Associated Press First-Team All-Pro (2010)
- Associated Press Second-Team All-Pro (2011)
- Sporting News All-Pro (2010)
- Pro Football Weekly/Pro Football Writers of America All-NFL Team (2010)
- Pro Football Weekly/Prof Football Writers of America Most Improved Player (2010)
- AFC Offensive Player of the Week (Week 1, 2010; Week 4, 2011; Week 7, 2011)
- AFC Offensive Player of the Month (September, 2010; October, 2011)
- FedEx Ground Player of the Week (Week 1, 2010; Week 17, 2010)
- FedEx Ground Player of the Year Finalist (2010)
- Houston Texans Team MVP (2010)
- ESPY - NFL Strongest Performance (2011)

CAREER:
- Ranks first in franchise history with 4,508 yards and 44 rushing touchdowns
- Led NFL in rushing in 2010 and recorded the most rushing yards ever by an undrafted player with 1,616 yards, surpassing Priest Holmes' previous record of 1,615 set in 2002
- Was the third player in NFL history to amass 1,600 rushing yards and 600 receiving yards in a season when he did so in 2010
- Finished 2009 with 54 carries for 257 yards and three touchdowns to go with eight receptions for 93 yards
- Has 23 100-yard rushing games and three 100-yard receiving games in his career
- Became the fifth player in NFL history to surpass 1,000 rushing yards and 600 receiving yards in consecutive seasons (2010-11)

2012 (Houston 16/16, 1/1):
- Finished the season with 351 rushes for 1,411 yards and 15 touchdowns along with 40 receptions for 217 yards and two touchdowns
- Had 14 carries for 70 yards and two touchdowns in the season opener vs. Miami (9/9)
- Became the second Texans position player to score more than 200 career points when he scored his first touchdown of the season vs. Maimi
- Carried 28 times for 110 yards and a touchdown, becoming the Texans all-time leader in rushing on a 9-yard gain in the second quarter at Jacksonville (9/16)
- Ran for over 100 yards for the second consecutive game as he racked up 105 yards on 25 carries as well as catching a 3-yard touchdown pass at Denver (9/23)
- Scored a touchdown in his sixth consecutive regular season game when he found the end zone from 4 yards out in the first quarter vs. Tennessee (9/30)
- Rushed for a 152 yards and a touchdown at the New York Jets (10/8)
- Rushed for two touchdowns vs. Green Bay (10/14)
- Had 19 carries for 98 yards and two touchdowns vs. Baltimore (10/21)
- Ran for 111 yards on 24 carries vs. Bufffalo (11/4) while scoring a touchdown in his 10th consecutive game
- Scored a touchdown in his 11th consecutive game when he caught a 3-yard touchdown pass in the second quarter to go along with 29 carries for 102 yards rushing at Chicago (11/11)
- Rushed for 77 yards and had 15 more receiving vs. Jacksonville (11/18)
- Surpassed 1,000 yards rushing for the third consecutive season as he rushed for 102 yards on 20 carries and scored two touchdowns at Detroit (11/22)
- Scored his 13th rushing touchdown of the season on a 2-yard run at Tennessee (12/2)
- Had 46 yards rushing and scored his 14th rushing touchdown of the season to go along with a season-high 39 yards receiving at New England (12/10)
- Topped 100 rushing yards for the seventh time this season, finishing with a season-high 165 yards on 27 carries at Indianapolis (12/16)
- Became the first player in NFL history to top 100 yard rushing in each of his first three postseason games as he rushed for 140 yards and a touchdown in the AFC Wild Card Playoff vs. Cincinnati (1/5/13)

2011 (Houston 13/13):
- Third in NFL in scrimmage yards and averaged an NFL-best 141.6 yards per game
- Finished the season with 278 rushes for 1,224 yards and 10 touchdowns along with 53 receptions for 617 yards and two touchdowns
- Inactive for three games
- Made his 2011 debut, rushing for 33 yards on 10 carries at Miami (9/18)
- Returned to starting lineup vs. Pittsburgh (10/2) and ran for 155 yards on 30 carries, including a 42-yard touchdown run which proved to be the game winner
- Set a career-high with 116 yards receiving on five receptions while rushing for an additional 68 yards on 22 carries vs. Oakland (10/9)
- Became the first Texans player to surpass 100 yards rushing and receiving in the same game and 32nd all-time, finishing with 115 yards rushing and 119 yards receiving with three touchdowns (2 rushing, 1 receiving) at Tennessee (10/23)
- Ran for 112 yards on 33 carries and a touchdown vs. Jacksonville (10/30)
- Had 19 carries for 124 yards including a 19-yard touchdown run vs. Cleveland (11/6)
- Joined Walter Payton as the only back to have two 70+ yard touchdown receptions in a season since 1970 after he had a 78-yard touchdown reception as part of 102-yard receiving and 84-yard rushing day at Tampa Bay (11/13)
- Carried 31 times for 111 yards and a touchdown vs. Atlanta (12/4)
- Surpassed the 1,000-yard mark for the second consecutive season while running for 109 yards on 16 carries and a touchdown vs. Carolina (12/18)
- Ran for season-high 158 yards on 23 carries and a touchdown vs. Indianapolis (12/22)
- Finished the postseason with 51 rushes for 285 yards, the most by any running back in NFL history in his first two playoff games, and three touchdowns; also caught eight passes for 51 yards
- Started in his postseason debut and rushed for 153 yards on 24 carries with two scores, including a 42-yard scoring run in the fourth quarter, and caught three passes for 29 yards in AFC Wild Card Playoff vs. Cincinnati (1/7/12)
- Rushed 27 times for 132 yards, the most ever given up by Baltimore's defense in a postseason game, and a touchdown to go along with five receptions for 22 yards in AFC Divisional Playoff at Baltimore (1/15/12)

2010 (Houston 16/13):
- Led NFL in rushing yards (1,616), scrimmage yards (2,220), scoring by a non-kicker (108 points), touchdowns (18) and first downs (123), all of which were Texans team records
- Ran for a franchise-record 231 yards and three touchdowns on 33 carries vs. Indianapolis (9/12), becoming the first player in NFL history to run for 200-plus yards and three touchdowns on opening weekend
- His 231 yards rushing in a game were the seventh-most in NFL history, earning him AFC Offensive Player of the Week and FedEx Ground NFL Player of the Week honors
- Rushed for 133 yards on 17 carries, including a 74-yard touchdown on his first carry of the game and caught three passes for 56 yards, including a 10-yard touchdown reception at Oakland (10/3)
- Had 143 yards rushing on 30 carries and another nine receptions for a season-high 75 yards, totaling 218 all-purpose yards vs. Tennessee (11/28)
- Broke RB Steve Slaton's single-season franchise rushing record of 1,282 yards from 2008 as he ran for 100 yards on 20 carries and added four catches for 25 yards vs. Baltimore (12/13) on Monday Night Football
- Wrapped up the NFL rushing title with 180 yards on 31 carries and two touchdowns in the season finale vs. Jacksonville (1/2/11), earning FedEx Ground Player of the Week honors for the second time in the 2010 season

2009 (Houston 6/1):
- Saw action in the last six games of his rookie season, starting one, and finished the season with 257 yards on 54 carries and three touchdowns
- Made his NFL debut vs. Tennessee (11/23) and played on special teams where he assisted on one tackle
- Saw action at running back for the first time in his NFL career vs. Seattle (12/13)
- Scored his first career touchdown on a 17-yard run up the middle in the second quarter at Miami (12/27) and finished the game with 19 carries for 97 yards
- Made his first career start vs. New England (1/3/10) and posted his first career 100-yard game, rushing for 119 yards and two scores on 20 carries

COLLEGE:
- Rushed for 2,964 yards in four years at the University of Tennessee
- Led the team with 570 rushing yards and a touchdown as a senior in 2008
- Finished sixth among SEC rushing leaders with 1,193 yards and 12 touchdowns along with 39 receptions for 340 yards and two scores as a junior in 2007, earning second-team All-SEC honors from the Associated Press and Rivals.com
- Rushed 91 times for 322 yards with five touchdowns and caught 11 passes for 88 yards as a sophomore in 2006
- Earned freshman All-America accolades from Rivals.com and The Sporting News in 2005 when he ran for 879 yards and five touchdowns
- Ran for a career-high 223 yards against Vanderbilt
- Redshirted during the 2004 season

PERSONAL:
- San Diego Union-Tribune's All-San Diego Western League Player of the Year as a senior at Mission Bay High School
- Named All-West Region by PrepStar and also earned All-California Interscholastic Federation honors
- Led county with 2,500 all-purpose yards, racking up 2,093 rushing yards and 24 touchdowns while adding six scores on kickoff returns as senior in 2003
- Was a member of the basketball and track and field squads in addition to the football team

FOSTER, ARIAN

Foster's 2012 Season Statistics

Date, Opp	GP	GS	Rush	Yds	Avg	Lg	TD	Rec	Yds	Avg	Lg	TD
9/9 vs. MIA	1	1	26	79	3.0	14	2	1	-4	-4.0	-4	0
9/16 @ JAX	1	1	28	110	3.9	18	1	6	37	6.2	18	0
9/23 @ DEN	1	1	25	105	4.2	22	0	1	3	3.0	3	1
9/30 vs. TEN	1	1	24	86	3.6	16	1	1	8	8.0	8	0
10/8 @ NYJ	1	1	29	152	5.2	46	1	1	16	16.0	16	0
10/14 vs. GB	1	1	17	29	1.7	5	2	1	12	12.0	12	0
10/21 vs. BAL	1	1	19	98	5.2	16	2	1	5	5.0	5	0
11/4 vs. BUF	1	1	24	111	4.6	21	1	0	0	--	--	0
11/11 @ CHI	1	1	29	102	3.5	21	0	5	15	3.0	8	1
11/18 vs. JAX	1	1	28	77	2.8	13	0	3	15	5.0	9	0
11/22 @ DET	1	1	20	102	5.1	15	2	5	15	3.0	5	0
12/2 @ TEN	1	1	14	38	2.7	7	1	5	15	3.0	8	0
12/10 @ NE	1	1	15	46	3.1	15	1	4	39	9.8	23	0
12/16 vs. IND	1	1	27	165	6.1	31	0	2	4	2.0	2	0
12/23 vs. MIN	1	1	10	15	1.5	8	0	2	14	7.0	11	0
12/30 @ IND	1	1	16	96	6.0	39	1	2	23	11.5	18	0
2012 Totals	16	16	351	1,411	4.0	46	15	40	217	5.4	23	2

Foster's Career Statistics

Year Team	G	GS	Rush	Yds	Avg	Lg	TD	Rec	Yds	Avg	Lg	TD
2009 Hou	6	1	54	257	4.8	24	3	8	93	11.6	20	0
2010 Hou	16	13	327	1,616	5.0	74	16	66	604	9.2	50	2
2011 Hou	13	13	278	1,224	4.4	43	10	53	617	11.6	78	2
2012 Hou	16	16	351	1,411	4.0	46	15	40	217	5.4	23	2
NFL Totals	51	43	1,010	4,508	4.5	74	44	167	1,531	9.2	78	6

Foster's 2012 Season Highs

Rushing Yards	165	vs. Indianapolis (27 attempts), 12/16/12
Rushing Attempts	29	twice, last at Chicago (102 yards), 11/11/12
Rushing Long	46	at New York Jets, 10/8/12
Rushing Touchdowns	2	four times, last at Detroit, 11/22/12
Receptions	6	at Jacksonville, 9/16/12
Receiving Yards	39	at New England (4 receptions), 12/10/12
Receiving Touchdowns	1	twice, last at Chicago, 11/11/12

Foster's Career Highs

Rushing Yards	231	vs. Indianapolis (33 attempts), 9/12/10
Rushing Attempts	33	twice, most recent: vs. Jacksonville (112 yards), 10/30/11
Rushing Touchdowns	3	vs. Indianapolis, 9/12/10
Rushing Long	74t	at Oakland, 10/3/10
Receptions	9	twice, most recent: vs. Tennessee (75 yards), 11/28/10
Receiving Yards	119	at Tennessee (5 receptions), 10/23/11
Receiving Long	78t	twice, most recent: at Tampa Bay, 11/13/11
Receving Touchdowns	1	six times, most recent: at Chicago, 11/11/12

Additional Statistics

Special Teams Tackles: 1 total; 2009 – 1.

Foster's 2012 Playoff Statistics

Date, Opp	GP	GS	Rush	Yds	Avg	Lg	TD	Rec	Yds	Avg	Lg	TD
1/5/13 vs. CIN (WC)	1	1	32	140	4.4	17	1	8	34	4.3	13	0
2012 Totals	1	1	32	140	4.4	42t	1	8	34	4.3	13	0

Foster's Career Playoff Statistics

Date, Opp	GP	GS	Rush	Yds	Avg	Lg	TD	Rec	Yds	Avg	Lg	TD
1/7/12 vs. CIN (WC)	1	1	24	153	6.4	42t	2	3	29	9.7	15	0
1/15/12 at BAL (Div)	1	1	27	132	4.9	28	1	5	22	4.4	16	0
1/5/13 vs. CIN (WC)	1	1	32	140	4.4	17	1	8	34	4.3	13	0
Career Totals	3	3	83	425	5.1	42t	4	16	85	5.3	16	0

ANDREW GARDNER

TACKLE

66

Height: 6-6 | Weight: 308 | College: Georgia Tech |
Hometown: Tyrone, Ga. | 3rd NFL Season |
2nd with Texans | Age as of Kickoff Weekend 2012: 26 |
Acquired: FA-'11 | 2012 GP/GS: 3/0 | Career GP/GS: 5/0 |
Teams: Miami, 2009; Baltimore, 2010; Minnesota, 2010; Cincinnati, 2011; Houston, 2011-12 |

TRANSACTIONS: Selected by Miami Dolphins in the sixth round (181st overall) of the 2009 NFL Draft ...Signed by Dolphins on June 22, 2009...Released by Dolphins on Sept. 4, 2010...Signed to Baltimore Ravens practice squad on Sept. 10, 2010...Released by Ravens on Sept. 14, 2010...Signed to Minnesota Vikings practice squad on Oct. 6, 2010...Released by Vikings on Nov. 11, 2010...Signed to Cincinnati Bengals practice squad on Nov. 16, 2010...Signed by Bengals on Jan. 3, 2011...Released by Bengals on Aug. 23, 2011...Signed by Houston Texans on Aug. 30, 2011...Released by Texans on Sept. 3, 2011...Signed to Texans practice squad on Sept. 4, 2011...Signed to Texans active roster on Sept. 22, 2011.

HONORS:
- Madden Protectors Award (Week 13, 2012)

2012 (Houston 3/0):
- Inactive for 13 games
- Made his season debut at Chicago (11/11)

2011 (Houston 1/0):
- Signed off Texans practice squad to the active roster (9/22)
- Inactive for 13 games of the reglar season
- Made his Texans debut when he came on for a field goal attempt in the third quarter vs. Tennessee (1/1/12)
- Inactive for both playoff games

2009 (Miami 1/0):
- Made his professional debut at Buffalo (11/29)
- Inactive for 15 games of the 2009 season

COLLEGE:
- Four-year starter at Georgia Tech
- Started the first 48 games of his career, but was limited by a torn labrum for much of his senior season, and after eight games as a senior, he underwent season-ending surgery
- Earned first-team All-Atlantic Coast Conference honors as both a junior and a senior
- Honorable mention All-ACC as a sophomore and was on the 2005 All-ACC freshman team

PERSONAL:
- Born in Chamblee, Ga., and attended Sandy Creek High School in Tyrone, Ga., where he was an honorable mention Class AAAA all-state selection as a senior
- Also was an all-county basketball player at Sandy Creek
- Married (wife Jennifer), with a son

Gardner's Career Statistics:
- Games/Starts: 2009: 1/0; 2011: 1/0; 2012: 3/0 Total: 5/0.

GARRETT GRAHAM

88

TIGHT END

Height: 6-3 | Weight: 240 | College: Wisconsin |
Hometown: Brick, N.J. | 3rd NFL Season |
2nd with Texans | Age as of Kickoff Weekend 2012: 26 |
Acquired: D4b-'10 (118th overall) | 2012 GP/GS: 15/9 |
Career GP/GS: 28/9 | Teams: Houston, 2010-12 |

TRANSACTIONS: Selected by Houston Texans in the fourth round (118th overall) of the 2010 NFL Draft... Signed by Texans on July 28, 2010.

2012 (Houston 15/9, 1/1):

- Saw action at tight end and on special teams in the season opener vs. Miami (9/9)
- Caught one pass for 15 yards at Jacksonville (9/16)
- Made his first career start and caught two passes for a career-high 39 yards including a long of 27 yards at Denver (9/23)
- Caught three passes for 25 yards vs. Green Bay (10/14)
- Had two receptions for 32 yards vs. Baltimore (10/21)
- Scored his first career touchdown on a 5-yard pass in the fourth quarter vs. Buffalo (11/4)
- Had a career-best eight receptions for 82 yards and two touchdowns vs. Jacksonville (11/18)
- Inactive at New England (12/10)
- Caught 2 passes for 14 yards vs. Minnesota (12/23)
- Started his first career playoff games and caught three passes for 29 yards in the AFC Wild Card Playoff vs. Cincinnati (1/5/13)

2011 (Houston 7/0):

- Made his season debut vs. Indianapolis (9/11)
- Inactive for nine games
- Saw action at tight end and on special teams in seven games of the regular season
- Caught his first career pass, a 24-yard gain in the third quarter vs. Tennessee (1/1/12) and saw action as a reserve outside linebacker late in the game
- Inactive for both playoff games

2010 (Houston 6/0):

- Played in six games, primarily on special teams
- Made his professional debut on special teams vs. Kansas City (10/17)

COLLEGE:

- Started 33-of-40 games for the Badgers, catching 121 passes for 1,492 yards and 16 touchdowns
- Became the 20th player in school history to gain over 1,000 yards receiving in a career and was the fifth Wisconsin tight end to accomplish that feat
- His 16 touchdown catches topped the previous school all-time record for tight ends
- Earned first-team All-Big Ten Conference honors in 2009 from the media and second-team accolades from the league's coaches and was named 2009 team co-MVP
- Started 13 games catching a career-high 51 passes for 624 yards (12.24 ypc) and seven touchdowns
- 2008 All-Big Ten Conference first-team selection by the league's media, The NFL Draft Report and CBS Sportsline, earning second team honors from the conference's coaches
- Led the team with a career-high 40 receptions for 540 yards and five touchdowns, as it marked the third-straight year a tight end led the team in catches
- Started 10-of-13 games in 2007 in the team's two-tight end formation and finished second on the team, catching 30 passes for 328 yards and four touchdowns

PERSONAL:

- Attended Brick Township Memorial (Brick, N.J.) High School and was named to the Associated Press, Newark Star-Ledger and Gannett News All-State teams as a junior and senior
- New Jersey Top 25 and National Top 35 prospect selection, earning a four-star rating from Rivals.com

Graham's 2012 Season Statistics

Date, Opp	GP	GS	Rush	Yds	Avg	Lg	TD	Rec	Yds	Avg	Lg	TD
9/9 vs. MIA	1	0	0	0	--	--	0	0	0	--	--	0
9/16 @ JAX	1	0	0	0	--	--	0	1	15	15.0	15	0
9/23 @ DEN	1	1	0	0	--	--	0	2	39	19.5	27	0
9/30 vs. TEN	1	0	0	0	--	--	0	0	0	--	--	0
10/8 @ NYJ	1	1	0	0	--	--	0	0	0	--	--	0
10/14 vs. GB	1	1	0	0	--	--	0	3	25	8.3	11	0
10/21 vs. BAL	1	1	0	0	--	--	0	2	32	16.0	20	0
11/4 vs. BUF	1	0	0	0	--	--	0	2	11	5.5	6	1
11/11 @ CHI	1	1	0	0	--	--	0	3	15	5.0	11	0
11/18 vs. JAX	1	0	0	0	--	--	0	8	82	10.3	30	2
11/22 @ DET	1	1	0	0	--	--	0	3	17	5.7	11	0
12/2 @ TEN	1	0	0	0	--	--	0	1	7	7.0	7	0
12/10 @ NE						INACTIVE						
12/16 vs. IND	1	1	0	0	--	--	0	0	0	--	--	0
12/23 vs. MIN	1	1	0	0	--	--	0	2	14	7.0	12	0
12/30 @ IND	1	1	0	0	--	--	0	1	6	6.0	6	0
2012 Totals	15	9	0	0	--	--	0	28	263	9.4	30	3

Graham's Career Statistics

Year Team	G	GS	Rush	Yds	Avg	Lg	TD	Rec	Yds	Avg	Lg	TD
2010 Hou	6	0	0	0	--	--	0	0	0	--	--	0
2011 Hou	7	0	0	0	--	--	0	1	24	24.0	24	0
2012 Hou	15	9	0	0	--	--	0	28	263	9.4	30	3
NFL totals	28	9	0	0	--	--	0	29	287	9.9	30	3

Graham's 2012 Season Highs

Receiving Yards	82	vs. Jacksonville (8 receptions), 11/18/12
Receptions	8	vs. Jacksonville (82 yards), 11/18/12
Touchdowns	2	vs. Jacksonville, 11/18/12

Graham's Career Highs

Receiving Yards	82	vs. Jacksonville (8 receptions), 11/18/12
Receptions	8	vs. Jacksonville (82 yards), 11/18/12
Touchdowns	2	vs. Jacksonville, 11/18/12

Graham's 2012 Playoff Statistics

Date, Opp	GP	GS	Rush	Yds	Avg	Lg	TD	Rec	Yds	Avg	Lg	TD
1/5/13 vs. CIN (WC)	1	1	0	--	--	0	0	3	29	9.7	20	0
2012 Totals	1	1	0	--	--	0	0	3	29	9.7	20	0

SHAYNE GRAHAM

KICKER

17

Height: 6-0 | Weight: 214 | College: Virginia Tech |
Hometown: Radford, VA | 11th NFL Season |
1st with Texans | Age as of Kickoff Weekend 2012: 34 |
Acquired: FA-'12 | 2012 GP/GS: 16/0 | Career GP/GS: 155/0 |
Teams: Buffalo, 2001; Carolina, 2002; Cincinnati, 2003-09; New York Giants, 2010; New England, 2010; Miami, 2011; Baltimore, 2011; Houston, 2012 |

TRANSACTIONS: Signed by Buffalo Bills on Nov. 27, 2001...Released by Bills on April 23, 2002...Signed by Seattle Seahawks on May 15, 2002...Released by Seahawks on Aug. 13, 2002...Signed by Carolina Panthers on Sept. 27, 2002...Released by Panthers on Sept. 1, 2003...Signed by Cincinnati Bengals on Sept. 1, 2003...Signed by Baltimore Ravens as an unrestricted free agent on June 3, 2010...Released by Ravens on Sept. 4, 2010...Signed by New York Giants on Oct. 16, 2010...Released by Giants on Oct. 18, 2010...Signed by New England Patriots on Nov. 10, 2010...Signed by Washington Redskins as an unrestricted free agent on Aug. 1, 2011...Released by Redskins on Aug. 14, 2011...Signed by Dallas Cowboys on Aug. 23, 2011...Released by Cowboys on Sept. 3, 2011...Signed by Miami Dolphins on Nov. 19, 2011...Released by Miami Dolphins on Nov. 30, 2011...Signed by Baltimore Ravens on Dec. 21, 2011...Released by Ravens on Jan. 3, 2012...Signed by Houston Texans on May 7, 2012.

HONORS
- 2005 Pro Bowl performer

CAREER:
- Sixth-most accurate kicker in NFL history (85.4% - 245-for-287)
- Has made 98.6% of his PATs (368-of-373)
- Owns Cincinnati's record for points in a season (131 in 2005), field goals in a season (31 in 2007) and field goals in a game (7 in 2007) and Houston's record for points in a season (138 in 2012)
- Also owns the Bengals' franchise record for consecutive field goals made with 21 (games 1-10 in 2007)
- Has 30 career special teams tackles

2012 (Houston 16/0, 1/0):
- Set the franchise single-season scoring record with a career-high 138 points
- Made his Texans debut, connecting on 3-of-4 field goal attempts, including a long of 40 yards in the season opener vs. Miami (9/9)
- Connected on 2-of-2 field goal attempts with a long of 37 yards at Jacksonville (9/16)
- Kicked a 41-yard field goal and hit all four PAT attempts at Denver (9/23)
- Became the 45th kicker in NFL history to score 1,000 points when he connected on a 33-yard field goal in the fourth quarter vs. Tennessee (9/30)
- Made all three field goal attempts as part of an 11 point day at the New York Jets (10/8)
- Kicked a season-long field goal of 51 yards vs. Green Bay (10/14)
- Connected on field goals of 20 and 42 yards at Chicago (11/11)
- Had a season-high 13 points vs. Jacksonville (11/18)
- Kicked his fifth career game-winning field goal when he connected on a 32-yarder in overtime at Detroit (11/22)
- Connected on his lone attempt, a 50-yard field goal in the third quarter at Tennessee (12/2)
- Tied a franchise single-game record with five made field goals vs. Indianapolis (12/16)
- Tied his season long with 51-yard field goals vs. Minnesota (12/23) and at Indianapolis (12/30)
- Connected on all four field goal attempts, with a long of 48 yards, in the AFC Wild Card Playoff vs. Cincinnati (1/5/13)

2011 (Miami 2/0, Baltimore 1/0):
- Connected on all five PAT attempts in his season debut vs. Buffalo (11/20)
- Connected on 4-of-5 field goal attempts with a long of 28 yards for Miami
- Released by Miami (11/30) and signed by Baltimore (12/21)
- Connected on 2-of-2 field goal attempts with a long of 48 yards for the Ravens

2010 (New York Giants 1/0, New England 8/0):
- Completed all field goal attempts in 2010 season (12-for-12)
- Released by New York Giants on (10/18) and signed by New England on (11/10)

2009 (Cincinnati 16/0):
- Led the Bengals with 97 points, connecting on 23-of-28 field goal attempts (82.1%) and 28-of-29 PATs (96.6%) in the regular season
- Also recorded eight touchbacks on 69 kickoffs and had an onside kick recovered by the Bengals at Dallas (10/5)
- Was true on all three field goal attempts (long of 44) and both PAT vs. Detroit (12/6)
- Connected on his lone field goal attempt and all six PATs vs. Chicago (10/25)
- Booted three field goals, including a career-longtying 53-yarder vs. Cleveland (11/29)

2008 (Cincinnati 15/11):
- Connected on 21-of-24 field goal attempts (87.5%) and all 15 PATs for 78 points, despite missing two games with a groin injury
- Connected on a 19-yard field goal Ind.(12/7), which pushed him to 662 career Bengals points (12/7)
- Went 3-for-3 on field goals (41, 31, 40) and had two touchbacks on 6 kickoffs at Dallas (10/5)

2007 (Cincinnati 16/0):
- Posted a career-high and Cincinnati franchise-record 91.2% on field goal attempts, connecting on a career-high 31-of-34 attempts and all 37 PATs for a team-leading 130 points
- Also made a team-record 21 consecutive field goals
- Nailed all four field goal attempts and his lone PAT vs. St. Louis (12/9)
- Connected on a career-high and Bengals' franchise-record seven field goals (on seven attempts) and a PAT at Baltimore (11/11)
- His seven field goals made are tied for the second most in a single game in NFL history
- Was true on his lone field goal attempt and all five PATs vs. New York Jets (10/21)

2006 (Cincinnati 16/0):
- Went 25-for-30 on field goals and 40-for-42 on PATs for 115 points
- Posted a career-high 13 touchbackss on 84 kickoffs, tying him for fifth in the NFL
- Went 3-for-3 on field goal attempts and hit his lone PAT at Indianapolis (12/18)
- Booted two field goals (including a season-long-tying 51-yarder), both PATs and recorded a touchback on 5 kickoffs at Baltimore (11/5)

2005 (Cincinnati 16/0):
- Earned his first career Pro Bowl nod, after leading the AFC with a Bengals' franchise-record 131 points (third in the NFL) while connecting on 28-of-32 field goal attempts and a career-high 47 PATs
- Posted a career best 11 special teams tackles
- Hit his lone field goal attempt and a season-high 5 PATs at Pittsburgh (12/4)

2004 (Cincinnati 16/0):
- Finished with 122 points after booting 27 field goals (on 31 attempts) and nailing all 41 PATs
- Connected on all three PATs and two of his three field goal attempts, including a 24-yard game-winner in the 27-26 win at Baltimore (12/5)
- Made both of his PATs and all three of his field goal attempts, including a career-long 53-yarder vs. Denver (10/25)
- Hit his lone PAT and went 3-of-4 on field goals, including a 39-yarder vs. Miami (9/19)

2003 (Cincinnati 16/0):
- Was true on 88% of his field goal attempts (22 of 25) and booted 40 PATs, scoring 106 points in his first season with the Bengals
- Was true on a season-long 48-yard field goal and was good on his lone PAT at St. Louis (12/21)
- Connected on both of his field goal attempts and went 5-for-5 on PATs vs. San Francisco (12/14)
- Nailed both field goal attempts and all four PATs at San Diego (11/13)

2002 (Carolina 11/0):
- Went 13-for-18 on field goals and hit all 21 PATs while playing for the Panthers for the final 11 games of the season
- Was true on a season-long 50-yard field goal and his lone PAT in the season finale at New Orleans (12/29)
- Connected on a season-high three field goals, including a 47-yarder vs. Tampa Bay (10/27)
- Signed with Carolina (9/28) after being waived by Seattle (signed by the Seahawks on 5/13) and being released by Buffalo (4/24)

2001 (Buffalo 6/0):
- Scored 25 points on 6-of-8 field goal attempts and connected on all seven PATs after signing with the Bills (11/27)
- Nailed his lone field goal and was good on all three PATs at Atlanta (12/23)
- Connected on his first two career field goals (20 and 27yards) vs. Carolina (12/9)
- Waived by Seattle (9/2) after being signed by the Seahawks (4/27)

COLLEGE:
- Left Virginia Tech as the school and Big East career scoring leader (371 points)
- Connected on 68 of 93 field goal attempts (73.1 percent) and was the second player to be named first-team All-Big East four consecutive seasons
- Named Big East Special Teams Player of the Year after leading the conference and breaking the school's single-season scoring record with 107 points as a senior in 1999
- Set Virginia Tech and Big East records with 97 consecutive PATs.

PERSONAL:
- Attended Pulaski High School in Dublin, Va. and was named Parade All-America after his senior year
- Also played soccer

GRAHAM, SHAYNE

Graham's 2012 Season Statistics

Date, Opp	GP	FG	FGA	Pct	Lg	Blk	XP	XPA	Pct	Blk	Pts
9/9 vs. MIA	1	3	4	75.0	40	0	3	3	100.0	0	12
9/16 @ JAX	1	2	2	100.0	37	0	3	3	100.0	0	9
9/23 @ DEN	1	1	1	100.0	41	0	4	4	100.0	0	7
9/30 vs. TEN	1	1	1	100.0	33	0	5	5	100.0	0	8
10/8 @ NYJ	1	3	3	100.0	42	0	2	2	100.0	0	11
10/14 vs. GB	1	1	1	100.0	51	0	3	3	100.0	0	6
10/21 vs. BAL	1	2	2	100.0	33	0	5	5	100.0	0	11
11/4 vs. BUF	1	0	1	0.0	--	1	3	3	100.0	0	3
11/11 @ CHI	1	2	2	100.0	42	0	1	1	100.0	0	7
11/18 vs. JAX	1	3	5	60.0	42	0	4	4	100.0	0	13
11/22 @ DET	1	2	3	66.7	45	0	4	4	100.0	0	10
12/2 @ TEN	1	1	1	100.0	50	0	3	3	100.0	0	6
12/10 @ NE	1	0	0	--	--	0	2	2	100.0	0	2
12/16 vs. IND	1	5	6	83.3	46	0	2	2	100.0	0	17
12/23 vs. MIN	1	2	2	100.0	51	0	0	0	--	0	6
12/30 @ IND	1	3	4	75.0	51	0	1	1	100.0	0	10
2012 Totals	16	31	38	81.6	51	1	45	45	100.0	0	138

Graham's Career Statistics

Year	Team	GP	FG	FGA	Pct	Lg	Blk	XP	XPA	Pct	Blk	Pts
2001	Buf	6	6	8	75.0	41	0	7	7	100.0	0	25
2002	Car	11	13	18	72.2	50	1	21	21	100.0	0	60
2003	Cin	16	22	25	88.0	48	0	40	40	100.0	0	106
2004	Cin	16	27	31	87.1	53	0	41	41	100.0	0	122
2005	Cin	16	28	32	87.5	49	0	47	47	100.0	0	131
2006	Cin	16	25	30	83.3	51	0	40	42	95.2	1	115
2007	Cin	16	31	34	91.2	48	0	37	37	100.0	0	130
2008	Cin	14	21	24	87.5	45	0	15	15	100.0	0	78
2009	Cin	16	23	28	82.1	53	2	28	29	96.6	1	97
2010	NYG	1	0	0	--	--	0	4	4	100.0	0	4
2010	NE	8	12	12	100.0	41	0	35	37	94.6	0	71
2011	Mia	2	4	5	80.0	28	0	6	6	100.0	0	18
2011	Bal	1	2	2	100.0	48	0	2	2	100.0	0	8
2012	Hou	16	31	38	81.6	51	1	45	45	100.0	0	138
NFL Totals		155	245	287	85.4	53	4	368	373	98.7	2	1,103

Graham's 2012 Season Highs

Field Goals Made	5	vs. Indianapolis, 12/16/12
Field Goal Attempts	6	vs. Indianapolis, 12/16/12
Longest Field Goal	51	twice, most recent: vs. Minnesota, 12/23/12
PATs Made	5	twice, last vs. Baltimore, 10/21/12
Points	17	vs. Indianapolis, 12/16/12

Graham's Career Highs

Field Goals Made	7	at Baltimore, 11/11/07
Field Goal Attempts	7	at Baltimore, 11/11/07
Longest Field Goal	53	twice, most recent: vs. Cleveland, 11/29/09
PATs Made	7	vs. Cleveland, 11/28/04
PATs Attempted	7	vs. Cleveland, 11/28/04
Points	21	at Baltimore, 11/11/07
Touchbacks	3	at Pittsburgh, 9/24/06

Graham's 2012 Playoff Statistics

Date, Opp	GP	FG	FGA	Pct	Lg	Blk	XP	XPA	Pct	Blk	Pts
1/5/13 vs. CIN (WC)	1	4	4	100.0	48	0	1	1	100.0	0	13
2011 Totals	1	4	4	100.0	48	0	1	1	100.0	0	13

Graham's Career Playoff Statistics

Date, Opp	GP	FG	FGA	Pct	Lg	Blk	XP	XPA	Pct	Blk	Pts
1/8/06 vs. PIT (WC)	1	1	1	100.0	23	0	2	2	100.0	0	5
1/9/10 vs. NYJ (WC)	1	0	2	0.0	--	0	2	2	100.0	0	2
1/16/11 vs. NYJ (Div)	1	2	2	100.0	35	0	1	1	100.0	0	7
1/5/13 vs. CIN (WC)	1	4	4	100.0	48	0	1	1	100.0	0	13
Career Totals	4	7	9	77.8	48	0	6	6	100.0	0	27



BRANDON HARRIS

CORNERBACK

26

Height: 5-10 | Weight: 195 | College: Miami (Fla.) |
Hometown: Miami, Fla. | 2nd NFL Season |
2nd with Texans | Age as of Kickoff Weekend 2012: 22 |
Acquired: CFA-'11 | 2012 GP/GS: 8/0 |
Career GP/GS: 15/0 | Teams: Houston, 2011-12 |

TRANSACTIONS: Selected by Houston Texans in the second round (60th overall) in the 2011 NFL Draft... Signed by Texans on July 31, 2011.

2012 (Houston 8/0, 1/0):

- Inactive for eight games
- Made his season debut and collected a tackle on special teams vs. Baltimore (10/21)
- Registered a tackle on special teams at Detroit (11/22)
- Recorded seven tackles (six solo) and two passes defensed at Tennessee (12/2)
- Made one tackle at New England (12/10)
- Had one tackle and a pass defensed vs. Indianapolis (12/16)
- Made three tackles (two solo) vs. Minnesota (12/23)
- Made his playoff debut and notched a tackle and pass defensed in AFC Wild Card Playoff vs. Cincinnati (1/5/13)

2011 Houston (7/0):

- Inactive for nine games of the regular season
- Made his professional debut on special teams at New Orleans (9/25)
- Made a special teams tackle vs. Pittsburgh (10/2)
- Assisted on a special teams tackles at Indianapolis (12/22)
- Made one solo tackle vs. Tennessee (1/1/12) in the season finale
- Inactive for both playoff games

COLLEGE:

- Started 32-of-39 games, recording 132 tackles, nine tackles for loss, four interceptions, five forced fumbles, two sacks and 28 pass break-ups
- Named a semifinalist for the Jim Thorpe Award (nation's top defensive back) for the second consecutive year as a junior after starting all 13 games, recording 44 tackles and a team-high 10 pass breakups en route to a second-team All-ACC selection
- Helped the Hurricanes lead the Atlantic Coast Conference and rank third in the country in pass yards, allowing just 150.5 per game
- Additionally, the unit finished first in the league and fifth in the nation in pass efficiency defense (99.12 avg.)
- Started all 13 games in 2009 and placed third on the team with 58 tackles (40 solos), including one sack for five yards and six stops for losses for 12 yards; and gained 10 yards on two interceptions and caused three fumbles and returned two kickoffs for 63 yards
- Led the ACC and ranked second nationally with 1.3 passes defended per contest as a sophomore
- Tied for second nationally in pass breakups (15) and third in passes defended (17), earning him All-American and first-team All-ACC honors
- Saw action in all 13 games and started six contests at left cornerback his freshman year, finishing eighth on the team with 30 tackles (22 solos), including one sack for seven yards and two stops for losses totaling 11 yards and deflected three pass attempts and intercepted another, gaining 25 yards on the return
- Earned Academic All-Atlantic Coast Conference honors in his first season

PERSONAL:

- Attended Booker T. Washington High School in Miami
- Named Florida's Gatorade Player of the Year, Dade County's 6A-4A Defensive Player of the Year and the Miami Herald's Miami-Dade County Male Athlete of the Year as a senior
- Added All-American honors by Prep Star and EA Sports, and was listed as a member of the Atlanta Journal-Constitution Super Southern 100 team
- In 2007, the Booker T. Washington Tornadoes turned in a perfect 14-0 record and claimed the Florida Class-4A state championship title while finishing sixth in USA Today's final national rankings
- Father, Tim, was named USA Today National Coach of the Year in 2007 at Miami's Booker T. Washington H.S. and was Texans WR Andre Johnson's high school offensive coordinator at Miami Sr. High

Harris' 2012 Season Statistics

			Tackles					Interceptions					Fumbles			
Date, Opp	G	GS	Tot	Solo	Asst	Sk	Yds	No	Yds	Lg	TD	PD	FF	FR	Yds	TD
9/9 vs. MIA								INACTIVE								
9/16 @ JAX								INACTIVE								
9/23 @ DEN								INACTIVE								
9/30 vs. TEN								INACTIVE								
10/8 @ NYJ								INACTIVE								
10/14 vs. GB								INACTIVE								
10/21 vs. BAL	1	0	0	0	0	0.0	0.0	0	0	0	0	0	0	0	0	0
11/4 vs. BUF								INACTIVE								
11/11 @ CHI	1	0	0	0	0	0.0	0.0	0	0	0	0	0	0	0	0	0
11/18 vs. JAX								INACTIVE								
11/22 @ DET	1	0	0	0	0	0.0	0.0	0	0	0	0	0	0	0	0	0
12/2 @ TEN	1	0	7	6	1	0.0	0.0	0	0	0	0	2	0	0	0	0
12/10 @ NE	1	0	1	1	0	0.0	0.0	0	0	0	0	0	0	0	0	0
12/16 vs. IND	1	0	1	1	0	0.0	0.0	0	0	0	0	1	0	0	0	0
12/23 vs. MIN	1	0	3	2	1	0.0	0.0	0	0	0	0	0	0	0	0	0
12/30 @ IND	1	0	0	0	0	0.0	0.0	0	0	0	0	0	0	0	0	0
2012 Totals	8	0	12	10	2	0.0	0.0	0	0	0	0	3	0	0	0	0

Harris' Career Statistics

				Tackles					Interceptions					Fumbles			
Year	Team	G	GS	Tot	Solo	Asst	Sk	Yds	No	Yds	Lg	TD	PD	FF	FR	Yds	TD
2011	Hou	7	0	1	1	0	0.0	0.0	0	0	0	0	0	0	0	0	0
2012	Hou	8	0	12	10	2	0.0	0.0	0	0	0	0	3	0	0	0	0
NFL Totals		15	0	13	11	2	0.0	0.0	0	0	0	0	3	0	0	0	0

Harris' 2012 Season Highs

Tackles	7	at Tennessee, 12/2/12
Passes Defensed	2	at Tennessee, 12/2/12

Harris' 2012 Playoff Statistics

			Tackles					Interceptions					Fumbles			
Date, Opp	GP	GS	Tot	Solo	Asst	Sk	Yds	No	Yds	Lg	TD	PD	FF	FR	Yds	TD
1/5/13 vs. CIN (WC)	1	0	1	1	0	0.0	0.0	0	0	0	0	1	0	0	0	0
2012 Totals	1	0	1	1	0	0.0	0.0	0	0	0	0	1	0	0	0	0

RYAN HARRIS

TACKLE

68

Height: 6-5 | Weight: 300 | College: Notre Dame |
Hometown: Minneapolis, Minn. | 5th NFL Season |
1st with Texans | Age as of Kickoff Weekend 2012: 27 |
Acquired: W-'12 (Denver) | 2012 GP/GS: 16/2 |
Career GP/GS: 62/36 | Teams: Denver, 2007-2011; Houston, 2012 |

TRANSACTIONS: Selected by Denver Broncos in third round (70th overall) of 2007 NFL draft…Signed by Broncos on July 26, 2007...Signed by Philadelphia Eagles as an unrestricted free agent on Aug. 2, 2011... Released by Eagles on Sept. 3, 2011...Signed by Broncos on Jan. 2, 2012...Released by Broncos on Aug. 31, 2012...Signed by Houston Texans on Sept. 2, 2012.

HONORS:
- Sports Illustrated All-Pro (2008)
- Madden Protectors Award (Week 4, 2012; Week 13, 2012)

CAREER:
- Started 34-of-46 career games in Denver
- Has allowed just 3.5 sacks in 26 career starts at right tackle
- Allowed just 2.5 sacks in 2008 to help the Broncos set a franchise single-season record and tie for first in the NFL with only 12 sacks allowed

2012 (Houston 16/2, 1/0):
- Made his Texans debut on special teams in the season opener vs. Miami (9/9)
- Helped provide protection for Matt Schaub, enabling him to tie a career-high with four touchdown passes at Denver (9/23)
- Helped Arian Foster rush for a season-high 152 yards and a touchdown at the New York Jets (10/8)
- Part of an offense that set a franchise record by scoring 43 points vs. Baltimore (10/21)
- Helped Foster go over 100 yards for the fourth time this season as he gained 111 yards on 24 carries and scored a touchdown vs. Buffalo (11/4)
- Part of an offense that set a franchise record with 640 yards of offense and tiecd the franchise scoring record with 43 points vs. Jacksonville (11/18) and put up another 501 yards at Detroit (11/22)
- Made his first start as Texan at Tennessee (12/2)
- Paved the way for Foster to rush for 140 yards while not allowing Schaub to be sacked in the AFC Wild Card Playoff vs. Cincinnati (1/5/13)

2011 (Denver 0/0):
- Was on Denver's active roster for two postseason games after joining the team after the regular season

2010 (Denver 11/10):
- Started 10-of-11 games at right tackle, including the last eight games of the season
- Missed five games due to injury

2009 (Denver 8/8):
- Started in eight games before being placed on injured reserve (12/9) with a toe injury
- Inactive for three games

2008 (Denver 0/0):
- Started all 16 games at right tackles and played all 1,019 offensive snaps
- Named an All-Pro by Sports Illustrated (Peter King)
- Called for only two peanlties the entire season
- Blocked for a Denver offense that ranked third in the NFL in yards per rush (4.8) despite placing a league-high seven running backs on injured reserve
- Helped the Broncos total the second-most yards (6,333) for a aseason in club history and rank secon din the league in yards per game (395.8)

2007 (Denver 11/0):
- Saw action in the last 11 games, primarily on special teams
- Missed the presason and was inactive for the first five games of the season after having back surgery

COLLEGE:
- Four-year started at the University of Notre Dame, where he started all 45 career games includedin ght last 37 at left tackle after beginning his career at right tackle
- Named Notre Dame's top offensive lineman as a senior and sophomore
- Became only the third true freshman in school history to start on the ofensive line when he started the final eight games of his freshman season

PERSONAL:
- USA Today first-team All-American as a senior at Cretin-Derham Hall High School in St. Paul, Minn.
- Started for three seasons on both the offensive and defensive lines
- Did not allow a sack in his last two seasons, earning all-state and all-metro honors
- Earned two varsity letters and was an all-conference selection in wrestling
- A devout Muslim
- Majored in political science and economics at Notre Dame

Harris' Career Statistics
- Games/Starts: 2007: 11/0, 2008: 16/16, 2009: 8/8, 2010: 11/10, 2011: 0/0; 2012: 16/2; Career: 62/36.
- Postseason Games/Starts: 2012: 1/0; Totals: 1/0.
- Tackles: 2008: 3; Career: 3.

KAREEM JACKSON

CORNERBACK

25

Height: 5-10 | Weight: 188 | College: Alabama |
Hometown: Macon, Ga. | 3rd NFL Season |
3rd with Texans | Age as of Kickoff Weekend 2012: 24 |
Acquired: D1-'10 (20th overall) | 2012 GP/GS: 16/15 |
Career GP/GS: 47/44 | Teams: Houston, 2010-12 |

TRANSACTIONS: Selected by Houston Texans in the first round (20th overall) of the 2010 NFL Draft... Signed by Texans on July 30, 2010.

CAREER:
- 2010 first-round draft pick who has started 44 of 47 games in his career to date
- Ranks fourth in team history with seven career interceptions
- Scored the first interception return for touchdown of his career at any level when he picked off Titans QB Matt Hasselbeck and returned it 63 yards vs. Tennessee (9/30/12)

2012 (Houston 16/15, 1/1):
- Led Texans defenders with a career-high four interceptions on the season
- Made five tackles (four solo) and broke up two passes including an intercepting a Ryan Tannehill pass in the season opener vs. Miami (9/9)
- Named the Defensive Player of the Game at Jacksonville (9/16)
- Made nine solo tackles and broke up a pass at Denver (9/23)
- Scored his first career touchdown when he intercepted a Matt Hasselbeck passs and returned it 63 yards to the end zone vs. Tennessee (9/30)
- Intercepted a Mark Sanchez pass in the fourth quarter to seal the victory at the New York Jets (10/8), and added three tackles (two solo)
- Intercepted a Jay Cutler pass in the second quarter and added four tackles (four solo) and two passes defensed at Chicago (11/11)
- Made five tackles and broke up a pass vs. Jacksonville (11/18)
- Collected six tackles and a pass defensed at Detroit (11/22)
- Registered six tackles (four solo) and two passes defensed at Tennessee (12/2)
- Recorded three tackles at New England (12/10)
- Had six tackles (five solo) and a pass defensed vs. Indianapolis (12/16)
- Collected four tackles (three solo) and two passes defensed vs. Minnesota (12/23)
- Tallied eight tackles (six solo) and a pass defensed at Indianapolis (12/30)
- Made two tackles and two passes defensed in AFC Wild Card Playoff vs. Cincinnati (1/5/13)

2011 (Houston 15/13):
- Finished with 40 tackles (35 solo), six passes defensed, an interception and a forced fumble
- Forced a fumble and made four tackles (three solo) at Miami (9/18)
- Tied for the team lead with eight tackles (seven solo) at New Orleans (9/25)
- Had five solo tackles and broke up two passes vs. Cleveland (11/6)
- Registered his first interception of the season vs. Atlanta (12/4)
- Had five solo tackles vs. Tennessee (1/1/12)
- Started in his postseason debut and made four tackles, including three solos in AFC Wild Card Playoff vs. Cincinnati (1/7/12)
- Recorded four solo tackles and one pass defensed in AFC Divisional Playoff at Baltimore (1/15/12)

2010 (Houston 16/16):
- Started at cornerback for all 16 games, where he made 71 tackles (57 solo) and had two interceptions in his rookie campaign
- Made five solo tackles and intercepted the first pass of his NFL career and returned it 23 yards vs. the New York Giants (10/10)
- Recorded six tackles (five solo) and intercepted a pass from QB Philip Rivers vs. San Diego (11/7)
- Forced a fumble at Denver (12/26)

COLLEGE:
- Played in all 41 career games at Alabama and started 40 contests, registering 159 tackles (106 solo) with eight tackles for loss (24 yards)
- Deflected 29 passes (fourth on Alabama's all-time list) and recorded five interceptions (164 yards, 32.8 avg.) while registering one forced fumble and one fumble recovery
- Blocked two kicks and returned one punt for eight yards

PERSONAL:
- Attended Westside High School in Macon, Ga. and compiled 1,436 rushing yards with 20 touchdowns and nine receptions for 256 yards with two touchdowns as a senior
- Concluded a three-year varsity career with over 3,447 rushing yards and 46 touchdowns

Jackson's 2012 Season Statistics

			Tackles					Interceptions						Fumbles			
Date, Opp	G	GS	Tot	Solo	Asst	Sk	Yds	No	Yds	Lg	TD	PD	FF	FR	Yds	TD
9/9 vs. MIA	1	1	5	5	0	0.0	0.0	1	3	3	0	2	0	0	0	0
9/16 @ JAX	1	0	0	0	0	0.0	0.0	0	0	0	0	0	0	0	0	0
9/23 @ DEN	1	1	9	9	0	0.0	0.0	0	0	0	0	1	0	0	0	0
9/30 vs. TEN	1	1	4	3	1	0.0	0.0	1	63	63	1	2	0	0	0	0
10/8 @ NYJ	1	1	3	2	1	0.0	0.0	1	4	4	0	1	0	0	0	0
10/14 vs. GB	1	1	2	2	0	0.0	0.0	0	0	0	0	0	0	0	0	0
10/21 vs. BAL	1	1	3	2	1	0.0	0.0	0	0	0	0	0	0	0	0	0
11/4 vs. BUF	1	1	2	2	0	0.0	0.0	0	0	0	0	0	0	0	0	0
11/11 @ CHI	1	1	4	4	0	0.0	0.0	1	1	1	0	2	0	0	0	0
11/18 vs. JAX	1	1	5	5	0	0.0	0.0	0	0	0	0	1	0	0	0	0
11/22 @ DET	1	1	6	6	0	0.0	0.0	0	0	0	0	1	0	0	0	0
12/2 @ TEN	1	1	6	4	2	0.0	0.0	0	0	0	0	2	0	0	0	0
12/10 @ NE	1	1	3	3	0	0.0	0.0	0	0	0	0	0	0	0	0	0
12/16 vs. IND	1	1	6	5	1	0.0	0.0	0	0	0	0	1	0	0	0	0
12/23 vs. MIN	1	1	4	3	1	0.0	0.0	0	0	0	0	2	0	0	0	0
12/30 @ IND	1	1	8	6	2	0.0	0.0	0	0	0	0	1	0	0	0	0
2012 Totals	16	15	70	61	9	0.0	0.0	4	71	63	1	16	0	0	0	0

Jackson's Career Statistics

				Tackles					Interceptions						Fumbles			
Year	Team	G	GS	Tot	Solo	Asst	Sk	Yds	No	Yds	Lg	TD	PD	FF	FR	Yds	TD
2010	Hou	16	16	71	57	13	0.0	0.0	2	23	23	0	10	0	0	0	0
2011	Hou	15	13	40	35	5	0.0	0.0	1	0	0	0	6	1	0	0	0
2012	Hou	16	15	70	61	9	0.0	0.0	4	71	63	1	16	0	0	0	0
NFL Totals		47	44	181	153	27	0.0	0.0	7	94	63	1	32	1	0	0	0

Jackson's 2012 Season Highs

Tackles	9	at Denver, 9/23/12
Interceptions	1	four times, most recent: at Chicago (J. Cutler), 11/11/12
Passes Defensed	2	five times, most recent: vs. Minnesota, 12/23/12

Jackson's Career Highs

Tackles	9	at Denver, 9/23/12
Interceptions	1	six times, most recent: at Chicago (J. Cutler) 11/11/12
Passes Defensed	2	five times, most recent: vs. Minnesota, 12/23/12

Jackson's 2012 Playoff Statistics

			Tackles					Interceptions						Fumbles			
Date, Opp	GP	GS	Tot	Solo	Asst	Sk	Yds	No	Yds	Lg	TD	PD	FF	FR	Yds	TD
1/5/13 vs. CIN (WC)	1	1	2	2	0	0.0	0.0	0	0	0	0	2	0	0	0	0
2012 Totals	1	1	2	2	0	0.0	0.0	0	0	0	0	2	0	0	0	0

Jackson's Career Playoff Statistics

			Tackles					Interceptions						Fumbles			
Date, Opp	GP	GS	Tot	Solo	Asst	Sk	Yds	No	Yds	Lg	TD	PD	FF	FR	Yds	TD
1/7/12 vs. CIN (WC)	1	1	4	3	1	0.0	0.0	0	0	0	0	0	0	0	0	0
1/15/12 at BAL (Div)	1	1	4	4	0	0.0	0.0	0	0	0	0	1	0	0	0	0
1/5/13 vs. CIN (WC)	1	1	2	2	0	0.0	0.0	0	0	0	0	2	0	0	0	0
Career Totals	3	3	10	9	1	0.0	0.0	0	0	0	0	3	0	0	0	0



BRADIE JAMES

INSIDE LINEBACKER

53

Height: 6-2 | Weight: 246 | College: LSU |
Hometown: Monroe, La. | 10th NFL Season |
1st with Texans | Age as of Kickoff Weekend 2012: 31 |
Acquired: D1-'09 (15th overall) | 2012 GP/GS: 15/15 |
Career GP/GS: 157/126 | Teams: Dallas, 2003-11; Houston 2012 |

TRANSACTIONS: Selected by Dallas Cowboys in the fourth round (103rd pick overall) of the 2003 NFL Draft...Signed by Houston Texans as a free agent on April 12, 2012.

CAREER:
- Started 126-of-157 career games with 827 career tackles
- Established career highs in 2008 in sacks (8.0) and forced fumbles (three)
- Held the team lead for tackles 12 times and posted 15 double-digit tackle games
- Has 10 career forced fumbles and 14 fumble recoveries

2012 (Houston 15/15, 1/1):
- Started in all 15 games he saw action in, making 105 tackles including 57 solo stops
- Made four tackles (two solo) in his Texans debut in the season opener vs. Miami (9/9)
- Had six tackles (three solo) at Jacksonville (9/16)
- Made seven tackles (four solo) including one for a loss at Denver (9/23)
- Had seven tackles (five solo) vs. Tennessee (9/30)
- Led the team with eight tackles (three solo) and teamed with Brice McCain to sack Mark Sanchez for an 8-yard loss in the fourth quarter at the New York Jets (10/8)
- Led the team with 11 tackles (four solo) had a hit on the quarterback vs. Green Bay (10/14)
- Made seven tackles (three solo) and broke up a pass vs. Buffalo (11/4)
- Recorded 11 tackles (three solo) and recovered a fumble at Chicago (11/11)
- Led the team with nine tackles (eight solo) vs. Jacksonville (11/18)
- Registered seven tackles (five solo) at Detroit (11/22)
- Inactive at Tennessee (12/2)
- Returned to the starting lineup and had six tackles (five solo) at New England (12/10)
- Recorded six tackles (three solo) vs.Indianapolis (12/16)
- Collected five tackles (three solo), a pass defensed, and recovered a fumble vs. Minnesota (12/23)
- Made eight tackles (five solo) at Indianapolis (12/30)
- Had four tackles in the AFC Wild Card Playoff vs. Cincinnati (1/5/13)

2011 (Dallas 16/13):
- Appeared in all 16 games, including 13 starts
- Forced one fumble at New England (10/16)
- Made six tackles vs. St. Louis (10/23) and at Philadelphia (10/30)
- Made nine tackles (four solo) vs. the New York Giants (12/11)
- Recorded one fumble recovery at Tampa Bay (12/17)

2010 (Dallas 16/16):
- Started in all 16 games and led the team in tackles with 118 and also had an interception, two forced fumbles and two fumble recoveries
- Had two double-digit tackle games on the season
- Recorded six tackles and forced a fumble against Tennessee (10/10)
- Led the team with 10 tackles and added one fumble recovery at Minnesota (10/17)
- Posted a season-best 13 tackles to lead the team against the New York Giants (11/14) and added one forced fumble and one fumble recovery
- Posted nine tackles and added one pressure against New Orleans (11/25)
- Notched six tackles, one tackle for a loss, one pass breakup and recorded his second career interception against Philadelphia (12/12)
- Recorded five tackles and added one pass breakup as the defense held Arizona (12/25) to just two-of-11 (18.2%) on third downs

2009 (Dallas 16/16):
- Started in all 16 games and finished with 113 tackles to lead the team
- Added 2.0 sacks, 10 pressures, five breakups, a forced fumble and a fumble recovery
- Opened the season at Tampa Bay (9/13) with 7 tackles then tied for the team lead with 11 stops, two pressures and a vs. the New York Giants (9/20)
- Had a team-best six tackles while shutting out Carolina (9/28) in the second half
- Tallied eight tackles to go with his first sack of the season and a fumble recovery at Denver (10/4)
- Led the team with seven tackles against Kansas City (10/11) and Atlanta (10/25)
- Recorded nine tackles to go along with a breakup and a forced fumble against Seattle (11/1).
- Led the team the next two weeks with 11 tackles at Green Bay (11/15) and eight vs. Washington (11/22)
- Finished with a team-high seven tackles at the New York Giants (12/6) before making six stops against San Diego (12/13).
- At previously undefeated New Orleans (12/19), racked up 6 tackles, one breakup and one pressure
- Led the team with a season-best 12 tackles at Washington (12/27), with one pressure

2008 (Dallas 16/16):
- Started in all 16 games and for the fourth straight year, led the team in tackles, posting 117 stops and recorded a career-high 8.0 sacks
- Recorded a sack for three consecutive weeks at St. Louis (10/19), vs. Tampa Bay (10/26) and at the New York Giants (11/2)
- Posted double-digit tackles in six different games including a season-high 13 tackles vs. Seattle (11/27)
- Recorded a sack in each of the last three games vs. the New York Giants (12/14), vs. Baltimore (12/20) and at Philadelphia (12/28)

2007 (Dallas 16/16):
- Started in all 16 games and logged 110 tackles and three fumble recoveries on the season
- Opened the season by leading the team in tackles (7) vs. the New York Giants (9/9).
- At Miami (9/16) recorded seven tackles and his first sack of the season
- Racked up nine tackles, a fumble return and added his second sack of the season vs. Minnesota (10/21)
- Posted 10 tackles at the New York Giants (11/11) and 12 at the Washington (12/30)

2006 (Dallas 16/16):
- Started in all 16 games and recorded 103 tackles, two forced fumbles and two fumble recoveries on the season
- Posted seven tackles, one forced fumble and one fumble recovery vs. Indianapolis (11/19)
- Made a season-high 10 tackles in the final game of the year vs. Detroit (12/31)

2005 (Dallas 16/16):
- Started in all 16 games with 92 tackles and 2.5 sacks on the season
- Recorded a season-high 12 tackles and one sack at Philadelphia (11/14)
- Posted nine tackles at the New York Giants (12/4) and at Washington (12/18)`

2004 (Dallas 2/16):
- Saw action in all 16 games including two starts
- Had 64 tackles, 3 sacks and 2 fumble recoveries for the season
- Posted two double-digit tackles at the New York Giants (11/11) and at Washington (12/30)

2003 (Dallas 0/14)
- Saw action in 14 games including two starts
- Totaled three tackles, one forced fumble and one fumble recovery in his rookie season

COLLEGE:
- A two-time All-SEC selection as a linebacker at LSU
- After his senior year in college, was named a National Scholar Athlete by the National Football Foundation and was a member of the SEC Academic Honor Roll
- Finished second on the school's all-time tackle list with 418 career stops, including 33 tackles for a loss
- Also had 29 quarterback pressures, 14 sacks, eight pass deflections, four forced fumbles, two fumble recoveries and two interceptions
- Played weakside linebacker his first three seasons and moved to middle linebacker as a senior, when he earned All-America and All-SEC honors
- Set the LSU single-season tackle record with 154 stops as a senior
- As a junior, earned All-SEC honors after finishing second on the team with 113 tackles. LSU went 10-3 and won the SEC title and Sugar Bowl
- As a sophomore, earned second-team All-SEC honors after finishing second on the team and third in the conference with 110 tackles. Led the team with five sacks

PERSONAL:
- Attended West Monroe, La., High School where he earned Parade All-America honors as well as all-state, Class 5A defensive MVP and district defensive MVP honors after recording 136 tackles, five sacks and three fumble recoveries as a senior
- Helped lead West Monroe to a state championship and made Louisiana Football Magazine's All-Louisiana Team, the New Orleans Times Picayune's Top-20 blue chip list and the Atlanta Journal-Constitution's Super Southern 100 list
- Graduated from LSU with a degree in criminology
- Participated in the NFL Business Management and Entrepreneurial Program, attending the Kellogg School of Management at Northwestern University

JAMES, BRADIE

James' 2012 Season Statistics

			Tackles					Interceptions					Fumbles			
Date, Opp	G	GS	Tot	Solo	Asst	Sk	Yds	No	Yds	Lg	TD	PD	FF	FR	Yds	TD
9/9 vs. MIA	1	1	4	2	2	0.0	0.0	0	0	0	0	0	0	0	0	0
9/16 @ JAX	1	1	6	3	3	0.0	0.0	0	0	0	0	0	0	0	0	0
9/23 @ DEN	1	1	7	3	4	0.0	0.0	0	0	0	0	0	0	0	0	0
9/30 vs. TEN	1	1	7	5	2	0.0	0.0	0	0	0	0	0	0	0	0	0
10/8 @ NYJ	1	1	8	3	5	0.5	4.0	0	0	0	0	0	0	0	0	0
10/14 vs. GB	1	1	11	4	7	0.0	0.0	0	0	0	0	0	0	0	0	0
10/21 vs. BAL	1	1	3	2	1	0.0	0.0	0	0	0	0	0	0	0	0	0
11/4 vs. BUF	1	1	7	3	4	0.0	0.0	0	0	0	0	1	0	0	0	0
11/11 @ CHI	1	1	11	3	8	0.0	0.0	0	0	0	0	0	0	1	0	0
11/18 vs. JAX	1	1	9	8	1	0.0	0.0	0	0	0	0	0	0	0	0	0
11/22 @ DET	1	1	7	5	2	0.0	0.0	0	0	0	0	0	0	0	0	0
12/2 @ TEN								INACTIVE								
12/10 @ NE	1	1	6	5	1	0.0	0.0	0	0	0	0	0	0	0	0	0
12/16 vs. IND	1	1	6	3	3	0.0	0.0	0	0	0	0	0	0	0	0	0
12/23 vs. MIN	1	1	5	3	2	0.0	0.0	0	0	0	0	1	0	1	0	0
12/30 @ IND	1	1	8	5	3	0.0	0.0	0	0	0	0	0	0	0	0	0
2012 Totals	15	15	105	57	48	0.5	4.0	0	0	0	0	2	0	2	0	0

James' Career Statistics

				Tackles					Interceptions					Fumbles			
Year	Team	G	GS	Tot	Solo	Asst	Sk	Yds	No	Yds	Lg	TD	PD	FF	FR	Yds	TD
2003	Dal	14	0	3	3	0	0.0	0.0	0	0	--	0	0	1	1	0	0
2004	Dal	16	2	31	24	7	0.0	0.0	0	0	--	0	2	0	0	0	0
2005	Dal	16	16	92	72	20	2.5	8.5	0	0	--	0	4	0	0	0	0
2006	Dal	16	16	103	66	37	0.0	0.0	1	15	15	1	9	2	2	0	0
2007	Dal	16	16	101	64	37	3.0	16.0	0	0	--	0	0	0	3	0	0
2008	Dal	16	16	117	81	36	8.0	50.0	0	0	--	0	4	3	2	0	0
2009	Dal	16	16	113	80	33	2.0	16.0	0	0	--	0	5	1	1	0	0
2010	Dal	16	16	118	81	37	0.0	0.0	1	11	11	0	3	2	2	0	0
2011	Dal	16	13	44	29	15	0.0	0.0	0	0	--	0	1	1	1	0	0
2012	Hou	15	15	105	57	48	0.5	4.0	0	0	0	0	2	0	2	0	0
NFL Totals		157	126	827	557	270	16.0	94.5	2	26	15	1	30	10	14	0	0

James' 2012 Season Highs

Tackles	11	twice, most recent: at Chicago, 11/11/12
Sacks	0.5	at New York Jets, 10/8/12
Passes Defensed	1	twice, most recent: vs. Minnesota, 12/23/12
Fumble Recoveries	1	twice, most recent: vs. Minnesota, 12/23/12

James' Career Highs

Tackles	13	twice, most recent: at New York Giants, 11/14/10
Sacks	2	vs. Seattle, 11/27/12
Interceptions	1	twice, most recent: vs. Philadelphia, 12/12/10
Passes Defensed	3	at Philadelphia, 10/08/06
Forced Fumbles	1	ten times, most recent: at New England, 10/16/11

James' 2012 Playoff Statistics

			Tackles					Interceptions					Fumbles			
Date, Opp	GP	GS	Tot	Solo	Asst	Sk	Yds	No	Yds	Lg	TD	PD	FF	FR	Yds	TD
1/5/13 vs. CIN (WC)	1	1	4	4	0	0.0	0.0	0	0	0	0	0	0	0	0	0
2012 Totals	1	1	4	4	0	0.0	0.0	0	0	0	0	0	0	0	0	0

James' Career Playoff Statistics

			Tackles					Interceptions					Fumbles			
Date, Opp	GP	GS	Tot	Solo	Asst	Sk	Yds	No	Yds	Lg	TD	PD	FF	FR	Yds	TD
1/3/04 at CAR (WC)	1	0	0	0	0	0.0	0.0	0	0	0	0	0	0	0	0	0
1/6/07 at SEA (WC)	1	1	11	8	3	0.0	0.0	0	0	0	0	0	0	0	0	0
1/13/08 vs NYG (Div)	1	1	4	2	2	0.0	0.0	0	0	0	0	0	0	0	0	0
1/9/10 vs. PHI (WC)	1	1	6	6	0	1.0	6.0	0	0	0	0	1	1	1	0	0
1/17/10 at MIN (Div)	1	1	5	0	5	0.0	0.0	0	0	0	0	0	0	0	0	0
1/5/13 vs. CIN (WC)	1	1	4	4	0	0.0	0.0	0	0	0	0	0	0	0	0	0
Career Totals	6	5	30	20	10	1.0	6.0	0	0	0	0	1	1	1	0	0



LESTAR JEAN

WIDE RECEIVER

18

Height: 6-3 | Weight: 205 | College: Florida Atlantic |
Hometown: Miami, Fla. | 2nd NFL Season |
2nd with Texans | Age as of Kickoff Weekend 2012: 24 |
Acquired: CFA-'11 | 2012 GP/GS: 14/1 |
Career GP/GS: 14/1 | Teams: Houston, 2011-12 |

TRANSACTIONS: Signed with Houston Texans on July 28, 2011...Placed on injured reserve with a shoulder injury on Aug. 30, 2011.

2012 (Houston 14/1):

- Made his Texans and NFL debut, catching one pass for 9 yards in the season opener vs. Miami (9/9)
- Caught a 46-yard pass to set up a touchdown at Denver (9/23)
- Inactive vs. Tennessee (9/30) and at the New York Jets (10/8)
- Made his first career start vs. Jacksonville (11/18) and caught one pass for 11 yards
- Caught his first career touchdown pass, a 54-yard reception in the first quarter at Tennessee (12/2)
- Had 31 receiving yards on a career-high two receptions at New England (12/10)

2011 (Houston 0/0):

- Was placed on injured reserve after suffering a shoulder injury during the preseason (8/30)

COLLEGE:

- All-Sun Belt Second Team in 2010
- Led FAU in receptions and yards, he was fourth in the SBC in receptions per game (5.3) and led the league in yards per game (82.3)
- Tied for 41st nationally in receptions per game and No. 25 in yards per game
- Garnered the team Most Improved at the season ending banquet in 2009
- Walked on to the team as a freshman

PERSONAL:

- As a senior, played for Nigel Dunn at Miami Norland Senior High School, where he recorded 26 catches for 501 yards and seven touchdowns
- Earned All-County honors and played in the Dade County North versus South All-Star Game
- Prior to his senior season, he played at North Carolina Tech under head coach Cornelius Corprew

Jean's 2012 Season Statistics

Date, Opp	GP	GS	Rush	Yds	Avg	Lg	TD	Rec	Yds	Avg	Lg	TD
9/9 vs. MIA	1	0	0	0	--	--	0	1	9	9.0	9	0
9/16 @ JAX	1	0	0	0	--	--	0	0	0	--	--	0
9/23 @ DEN	1	0	0	0	--	--	0	1	46	46.0	46	0
9/30 vs. TEN						INACTIVE						
10/8 @ NYJ						INACTIVE						
10/14 vs. GB	1	0	0	0	--	--	0	0	0	--	--	0
10/21 vs. BAL	1	0	0	0	--	--	0	0	0	--	--	0
11/4 vs. BUF	1	0	0	0	--	--	0	0	0	--	--	0
11/11 @ CHI	1	0	0	0	--	--	0	0	0	--	--	0
11/18 vs. JAX	1	1	0	0	--	--	0	1	11	11.0	11	0
11/22 @ DET	1	0	0	0	--	--	0	0	0	--	--	0
12/2 @ TEN	1	0	0	0	--	--	0	1	54	54.0	54	1
12/10 @ NE	1	0	0	0	--	--	0	2	31	15.5	24	0
12/16 vs. IND	1	0	0	0	--	--	0	0	0	--	--	0
12/23 vs. MIN	1	0	0	0	--	--	0	0	0	--	--	0
12/30 @ IND	1	0	0	0	--	--	0	0	0	--	--	0
2012 Totals	14	1	0	0	--	--	0	6	151	25.2	54	1

Jean's Career Statistics

Year Team	G	GS	Rush	Yds	Avg	Lg	TD	Rec	Yds	Avg	Lg	TD
2011 Hou						INJURED RESERVE						
2012 Hou	14	1	0	0	--	--	0	6	151	25.2	54	1
NFL totals	14	1	0	0	--	--	0	6	151	25.2	54	1

Jean's 2012 Season Highs

Receptions	2	at New England (31 yards), 12/10/12
Receiving Yards	54	at Tennessee (1 reception), 12/2/12
Touchdowns	1	at Tennessee, 12/2/12

Jean's 2012 Playoff Statistics

Date, Opp	GP	GS	Rush	Yds	Avg	Lg	TD	Rec	Yds	Avg	Lg	TD
1/5/13 vs. CIN (WC)						DID NOT PLAY						
2012 Totals	0	0	0	0	0.0	0	0	0	0	0.0	0	0

ANDRE JOHNSON

WIDE RECEIVER

80

Height: 6-3 | Weight: 226 | College: Miami (Fla.) |
Hometown: Miami, Fla. | 10th NFL Season |
10th with Texans | Age as of Kickoff Weekend 2012: 31 |
Acquired: D1-'03 (3rd overall) | 2012 GP/GS: 16/16 |
Career GP/GS: 138/138 | Teams: Houston, 2003-12 |

TRANSACTIONS: Selected after his junior season by Houston Texans in the first round (3rd overall) in the 2003 NFL Draft...Signed by Texans on July 22, 2003...Re-signed by Texans on March 3, 2007...Re-signed by Texans on Aug. 5, 2010.

HONORS:
- Six-time Pro Bowl selection (2005, 2007, 2009, 2010, 2011, 2013)
- Associated Press All-Pro First-Team (2008, 2009)
- NFL Alumni Wide Receiver of the Year (2006, 2008, 2009)
- Pro Football Weekly First-Team All-Pro (2008, 2009)
- Sporting News All-Pro (2010)
- SportsIllustrated.com All-Pro (2008)
- ESPN.com All-Pro (2008)
- AFC Offensive Player of the Week (Week 2, 2010; Week 4, 2006)
- AFC Offensive Player of the Month (October, 2008; November 2012)
- NFL Rookie of the Week (Week 4, 2003; Week 10, 2003)
- Touchdown Club Player of the Year (2004, 2006)
- Houston Texans Team MVP (2006, 2008, 2009)

CAREER:
- The Texans' all-time leading receiver with 818 receptions for 11,254 yards and 56 touchdowns in ten seasons
- Led the NFL in receptions in 2006 with 103 and again in 2008 with a career-high 115
- Led the NFL in receiving yards in 2008 with 1,575 and again in 2009 with 1,569
- Joined Hall of Famer Jerry Rice (1989-90, 1993-95) as the only players in modern NFL history to lead the League in back-to-back years
- Joined Marvin Harrison (Indianapolis, 2001-02) as the only receivers to surpass 1,500 yards in consecutive years
- Became the second-fastest player to reach 800 catches in NFL history, doing so in his 137th career game, trailing only Marvin Harrison who reached the mark in 131 games
- Gained 461 yards in two games (vs. JAX, 11/17/12 and at DET, 11/22/12), the highest two-game total in NFL history by a plyer in consecutive games
- Became the third-fastest player in NFL history to surpass and is one of only five active NFL players to have 11,000-plus receiving yards
- Has 44 career 100-yard games and the Texans are 24-20 when he eclipses the 100-yard barrier
- Has more starts than anyone else in franchise history (138)
- Holds the NFL record with 17 career games with 10 or more receptions and 100 or more yards
- Ranks 22nd all-time in receptions and 27th in receiving yards

2012 (Houston 16/16, 1/1):
- Set a career high in receiving yardage, finishing the season with 1,598 yards while his 112 receptions were the second most of his career
- Joined Jerry Rice (4) and Marvin Harrison (3) as the only players in NFL history to surpass 1,500 yards three or more times in a career
- Named an offensive team captain for 2012
- Had eight receptions for 119 yards and a touchdown in the season opener vs. Miami (9/9)
- Caught three passes for 21 yards at Jacksonville (9/16)
- Had a 60-yard reception for a first quarter touchdown and a crucial fourth-quarter third-down catch to clinch the victory at Denver (12/23)
- Caught three passes for 56 yards vs. Tennesee (9/30)
- Surpassed 10,000 career receiving yards on his seventh catch of the game vs. Green Bay (10/14)
- Led the team with nine receptions for 86 yards vs. Baltimore (10/21)
- Caught eight passes for 118 yards vs. Buffalo (11/4), surpassing 100 receiving yards for the 40th time in his career
- Led the Texans with 35 yards receiving at Chicago (11/11)
- Set career-highs and franchise records, catching 14 passes for 273 yards including the game-winning 48-yard touchdown score in overtime vs. Jacksonville (11/18)
- Surpassed 1,000 yards receiving for the sixth time in his career, catching nine passes for 188 yards at Detroit (11/22)
- Named AFC Offensive Player of the Month for the month of November
- Caught eight passes for 95 yards at New England (12/10)
- Led Texans receivers with 11 receptions for 151 yards and a touchdown vs. Indianapolis (12/16)
- Had a team-high 97 yards receiving on 7 receptions vs. Minnesota (12/23)
- Led Texans receivers with 12 receptions for 141 yards at Indianapolis (12/30)
- Caught four passes for 62 yards in the AFC Wild Card Playoff vs. Cincinnati (1/5/13)

2011 (Houston 7/7):
- Named a team captain for 2011 and finished with 33 receptions for 492 yards and two touchdowns
- Inactive for nine games due to hamstring injuries
- Led all Texans receivers with seven reception for 95 yards and a touchdown vs. Indianapolis (9/11)
- Caught seven passes for 93 yards including a 23-yard fourth quarter touchdown to put the game out of reach at Miami (9/18)
- Posted his 38th career 100-yard receiving performance with seven receptions for 128 yards at New Orleans (9/25)
- Caught four passes for 36 yards before leaving with a hamstring injury vs. Pittsburgh (10/2)
- Returned to the lineup and caught two passes for 22 yards including the 700th of his career on an 8-yard reception in the third quarter at Jacksonville (11/27)
- Led all Texans receivers with four receptions for 97 yards before leaving the game due to a hamstring injury vs. Atlanta (12/4)
- Returned to action in the season finale, catching two passes for 21 yards vs. Tennessee (1/1/12)
- Made his postseason debut after having more career receptions (706) and receiving yards (9,656) than any player in NFL history to have not played in the playoffs
- Caught five passes for a game-high 90 yards and a 40-yard touchdown in AFC Wild Card Playoff vs. Cincinnati (1/7/12)
- Recorded eight receptions for 111 yards in AFC Divisional Playoff at Baltimore (1/15/12)
- Finished the postseason with 13 receptions for 201 yards and a touchdown

2010 (Houston 13/13):
- Led the team in receiving with 12 receptions for 158 yards and a crucial fourth-quarter touchdown at Washington (9/19)
- Led the offense with five receptions for 95 yards including a long of 48-yard vs. the New York Giants (10/10)
- Caught eight passes for 138 yards and the game-winning touchdown vs. Kansas City (10/17)
- Caught seven passes for 106 yards and a touchdown at Indianapolis (11/1)
- Led Texans receivers with nine receptions for 146 yards and a touchdown at Jacksonville (11/14)
- Became the first player in NFL history to catch 60 passes in each of his first eight seasons when he caught nine passes for 56 yards and a touchdown vs. Tennessee (11/28)
- Led Texans receivers with six receptions for 149 yards at Philadelphia (12/2)
- Caught nine passes for his second straight 140-yard game and scored two touchdowns vs. Baltimore (12/13)
- Caught the 50th touchdown of his career as one of his six receptions resulting in a total of 58 yards at Tennessee (12/19)

2009 (Houston 16/16):
- Started all 16 games for the second consecutive season and led the NFL with 1,569 receiving yards on 101 receptions while also scoring a career-high nine touchdowns
- Registered his third career 100-catch season and his fourth 1,000-yard season
- Caught three passes for 71 yards and a touchdown for the AFC in the Pro Bowl
- Tied a career high with two touchdown receptions and caught 10 passes for 149 yards at Tennessee (9/20) including the 500th reception of his career, making him the second-fastest player to reach 500 receptions
- Made eight receptions for 101 yards and two touchdowns at Arizona (10/11)
- Had his second consecutive 100-yard game as he made eight receptions for 135 yards at Cincinnati (10/18)
- Made four catches for a team-leading 78 yards and a touchdown vs. Tennessee (11/23)
- Caught seven passes for 99 yards and his sixth touchdown of the season at Jacksonville (12/6)
- Caught 11 passes for 193 yards and two touchdowns vs. Seattle (12/13), including a 64-yard touchdown reception on the game's very first play
- Caught nine passes for 196 yards at St. Louis (12/20) becoming only the second player in NFL history to have back-to-back 190-yard games
- Became only the second player in NFL history to have back-to-back seasons with 1,500 yards receiving when he caught five passes for 71 yards and a career high ninth touchdown of the season at Miami (12/27)

2008 (Houston 16/16):
- Lead the league in both receptions (115) and yards (1,575)
- His 115 receptions were the third-most in the NFL since 2000
- Caught 10-or-more passes in seven games, the most by a receiver in a single season in NFL history and recorded eight 100-yard games
- Topped 100 receiving yards in four consecutive games in the month of October while catching 10 or more passes in four straight games for the first time in his career
- 41 catches in October were the second-most by an NFL receiver in that month since the AFL-NFL merger in 1970
- Caught 10 passes for 112 yards at Pittsburgh (9/7), marking his third straight season opener with 100 yards
- Caught 10 passes for 178 yards and one touchdown vs. Miami (10/12), including the 400th reception of his career on a 4-yard gain in the second quarter
- Posted his third consecutive 100-yard game and fourth of the season vs. Detroit (10/19) with 141 yards on 11 catches
- Recorded his fourth consecutive 100-yard game and fifth of the season vs. Cincinnati (10/26) with 11 receptions for 143 yards
- Caught 10 passes for 116 yards at Cleveland (11/23)
- Surpassed Domanick Williams for first place in franchise history in career touchdowns with his 29th while making seven receptions for 75 yards vs. Jacksonville (12/1)
- Topped 6,000 career receiving yards with an 11-yard touchdown catch in the fourth quarter at Green Bay (12/7)
- Finished with 11 receptions for a then franchise-record 207 receiving yards vs. Tennessee (12/14)
- Caught 10 passes for 148 yards and two touchdowns vs. Chicago (12/28)

2007 (Houston 9/9):
- Saw action in nine games, missing seven games with a knee injury
- Amassed 60 receptions for 851 yards and eight touchdowns for the season
- Had a career-long 77-yard touchdown catch in the opener vs. Kansas City (9/9)
- Registered seven receptions for 120 yards and two touchdowns at Carolina (9/16)
- Inactive the next seven games with a knee injury
- Returned to action and recorded six receptions for 120 yards, including a 73-yard touchdown catch vs. New Orleans (11/18)
- Recorded his fourth 100-yard game of the season with nine receptions for 116 yards and a 28-yard touchdown catch at Tennessee (12/2)

JOHNSON, ANDRE

- Caught his seventh touchdown of the season, along with six receptions for 86 yards vs. Denver (12/13)
- Had seven catches for 74 yards and his eighth touchdown of the season at Indianapolis (12/23)

2006 (Houston 16/16):
- Started all 16 games and led the Leauge with 103 receptions for 1,147 yards
- Tied for the team lead with five touchdown catches
- His 65 catches in the first eight games of the season ranked third-most in NFL history
- Caught six passes for 101 yards vs. Philadelphia (9/10)
- Had season-highs of 11 receptions for 152 yards and his 53-yard reception in the first quarter set up Houston's first score vs. Washington (9/24)
- Earned AFC Player of the Week honors with a nine catch, 101-yard performance vs. Miami (10/1)
- Made a 17-yard reception inside the last two minutes to set up Kris Brown's 48-yard field goal as time expired to give Houston the 27-24 win vs. Indianapolis (12/24)

2005 (Houston 13/13):
- Started 13 games, missing three with a nagging calf injury that plagued him all season
- Made 63 catches for 688 yards and two touchdowns
- Was inactive due to injury at Seattle (10/16), vs. Indianapolis (10/23) and vs. Cleveland (10/30)
- Set season-highs with nine catches for 91 yards to lead the Texans in his first game back from a calf injury at Jacksonville (11/6)
- Matched a single-game high 12 receptions for a season-high 159 yards and one score vs. St. Louis (11/27)
- Caught seven passes for 119 yards, including a season-long 53-yard touchdown catch vs. Jacksonville (12/24)

2004 (Houston 16/16):
- Started all 16 games, leading club in receptions (79), receiving yards (1,142), touchdown receptions (six) and four 100-yard receiving games, breaking his own record (three, 2003)
- Selected to his first Pro Bowl
- Second-youngest member of AFC Pro Bowl squad (LB Terrell Suggs, Ravens) and youngest AFC offensive selection
- Paced team with six catches for 115 yards and a score, helping Texans win consecutive games for the first time vs. Oakland (10/3)
- Set team and personal marks with 12 catches for 170 yards and also made two touchdown receptions vs. Minnesota (10/10)
- Hauled in six passes for 107 yards including a 49-yarder vs. Green Bay (11/21)
- Posted seven receptions for 125 yards at the New York Jets (12/5), becoming the first Texans receiver to eclipse the 1,000-yard receiving mark in a season
- Had four catches for 46 yards and one touchdown in win at Jacksonville (12/26)

2003 (Houston 16/16):
- Started all 16 games, recording at least one catch in each contest
- Led the Texans with 66 catches for 976 yards (14.8 avg.) and four touchdowns
- Named NFL Rookie of the Week twice after his performances in Week 4 and Week 11
- Made NFL debut in season-opening win at Miami (9/7), snagging a team-high six receptions for 76 yards
- Caught a game-high seven passes for 102 yards and scored first two career touchdowns, tying the club's single-game record vs. Kansas City (9/21)
- Made four receptions for a season-best 122 yards (30.5 avg.) in win at Buffalo (11/16)
- Posted his third 100-yard receiving game of the season when he caught five balls for a game-high 108 yards vs. Tennessee (12/21)

COLLEGE:
- Amassed 92 receptions for 1,831 yards (19.9 avg.) and 20 touchdowns in three seasons at Miami (Fla.) ranking fifth on the school's all-time receiving yards list
- Added 11 receptions for 253 yards and two touchdowns in two bowl games
- Only Michael Irvin (26) and Lamar Thomas (23) had more career touchdown grabs
- Earned first-team All-Big East honors and third-team AP All-America honors as a sophomore
- Became just the second Hurricane player to crack the single-season 1,000-yard receiving barrier (Eddie Brown, 1,114 yards, 1984)
- Helped Miami win first national title in 10 years as a sophomore, catching 37 passes for 682 yards (18.4 avg.) and career-best 10 touchdowns
- 2002 Rose Bowl Co-Player of the Game when he caught seven passes for 199 yards and two touchdowns
- Also an elite collegiate sprinter, winning 2002 Big East Conference titles in the indoor 60 meter and outdoor 100 meter
- Majored in liberal arts

PERSONAL:
- Parade All-America selection as a senior at Miami (Fla.) Senior High School where he caught 31 passes for 908 yards and 15 touchdowns his senior season for the Stingarees
- Also lettered in track and basketball
- Served as Grand Marshal of the 2012 Houston Livestock and Rodeo Show Downtown Parade

Johnson's 2012 Season Statistics

Date, Opp	GP	GS	Rush	Yds	Avg	Lg	TD	Rec	Yds	Avg	Lg	TD
9/9 vs. MIA	1	1	0	0	--	--	0	8	119	14.9	29	1
9/16 @ JAX	1	1	0	0	--	--	0	3	21	7.0	11	0
9/23 @ DEN	1	1	0	0	--	--	0	2	72	36.0	60	1
9/30 vs. TEN	1	1	0	0	--	--	0	3	56	18.7	33	0
10/8 @ NYJ	1	1	0	0	--	--	0	1	15	15.0	15	0
10/14 vs. GB	1	1	0	0	--	--	0	8	75	9.4	15	0
10/21 vs. BAL	1	1	0	0	--	--	0	9	86	9.6	14	0
11/4 vs. BUF	1	1	0	0	--	--	0	8	118	14.8	34	0
11/11 @ CHI	1	1	0	0	--	--	0	4	35	8.8	11	0
11/18 vs. JAX	1	1	0	0	--	--	0	14	273	19.5	48	1
11/22 @ DET	1	1	0	0	--	--	0	9	188	20.9	43	0
12/2 @ TEN	1	1	0	0	--	--	0	5	56	11.2	21	0
12/10 @ NE	1	1	0	0	--	--	0	8	95	11.9	25	0
12/16 vs. IND	1	1	0	0	--	--	0	11	151	13.7	52	1
12/23 vs. MIN	1	1	0	0	--	--	0	7	97	13.9	19	0
12/30 @ IND	1	1	0	0	--	--	0	12	141	11.8	39	0
2012 Totals	16	16	0	0	--	--	0	112	1,598	14.3	60	4

Johnson's Career Statistics

Year	Team	G	GS	Rush	Yds	Avg	Lg	TD	Rec	Yds	Avg	Lg	TD
2003	Hou	16	16	5	-10	-2.0	11	0	66	976	14.8	46	4
2004	Hou	16	16	4	12	3.0	14	0	79	1,142	14.5	54	6
2005	Hou	13	13	6	10	1.7	5	0	63	688	10.9	53	2
2006	Hou	16	16	3	14	4.7	18	0	103	1,147	11.1	53	5
2007	Hou	9	9	0	0	--	--	0	60	851	14.2	77	8
2008	Hou	16	16	0	0	--	--	0	115	1,575	13.7	65	8
2009	Hou	16	16	2	10	5.0	7	0	101	1,569	15.5	72	9
2010	Hou	13	13	2	10	5.0	7	0	86	1,216	14.1	60	8
2011	Hou	7	7	1	8	8.0	8	0	33	492	14.9	50	2
2012	Hou	16	16	0	0	--	--	0	112	1,598	14.3	60	4
NFL Totals		138	138	23	54	3.6	18	0	818	11,254	13.8	77	56

Johnson's 2012 Season Highs

Receptions	14	vs. Jacksonville (273 yards), 11/18/12
Receiving Yards	273	vs. Jacksonville (14 receptions), 11/18/12
Receiving Touchdowns	1	four times, most recent: vs. Indianapolis, 12/16/12
Receiving Long	60t	at Denver, 9/23/12

Johnson's Career Highs

Receptions	14	vs. Jacksonville (273 yards), 11/18/12
Receiving Yards	273	vs. Jacksonville (14 receptions), 11/18/12
Receiving Touchdowns	2	eight times, most recent: vs. Baltimore, 12/13/10
Receiving Long	77t	vs. Kansas City, 9/9/07
Rushing Long	18	vs. Buffalo, 11/19/06

Additional Statistics

Tackles: 24 total; 2003 – 4, 2004 – 2, 2005 – 1, 2006 – 6, 2007 – 3, 2008 – 3, 2009 – 3. 2011 – 1, 2012 – 1.
Special Teams Tackles: 2 total; 2003 – 1, 2004 – 1.
Fumble Recoveries: 1 total: 2004 – 1.
Fumbles/Lost: 5/4 total; 2004 – 1/1, 2005 – 1/1, 2006 – 1/0, 2007 – 1/1, 2008 – 1/1.

Johnson's 2012 Playoff Statistics

Date, Opp	GP	GS	Rush	Yds	Avg	Lg	TD	Rec	Yds	Avg	Lg	TD
1/5/13 vs. CIN (WC)	1	1	0	0	--	--	0	4	62	15.5	22	0
2012 Totals	1	1	0	0	--	--	0	4	62	15.5	22	0

Johnson's Career Playoff Statistics

Date, Opp	GP	GS	Rush	Yds	Avg	Lg	TD	Rec	Yds	Avg	Lg	TD
1/7/12 vs. CIN (WC)	1	1	0	0	--	--	0	5	90	18.0	40t	1
1/15/12 at BAL (Div)	1	1	0	0	--	--	0	8	111	13.9	19	0
1/5/13 vs. CIN (WC)	1	1	0	0	--	--	0	4	62	15.5	22	0
Career Totals	3	3	0	0	--	--	0	17	263	15.5	40t	1

BEN JONES

CENTER/GUARD

60

Height: 6-3 | Weight: 303 | College: Georgia |
Hometown: Centreville, Ala. | Rookie |
1st with Texans | Age as of Kickoff Weekend 2012: 23 |
Acquired: D4a, 2012 (99th overall) | 2012 GP/GS: 16/10 |
Career GP/GS: 16/10 | Teams: Houston, 2012 |

TRANSACTIONS: Selected by Houston Texans in the fourth round (99th overall) of the 2012 NFL Draft... Signed by Texans on May 14, 2012.

HONORS:
- Madden Protectors Award (Week 4, 2012; Week 13, 2012)

2012 (Houston 16/10, 1/1):
- Made his Texans and NFL debut on special teams in the season opener vs. Miami (9/9)
- Saw action at right guard and was part of an offensive line that cleared the way for Texans running backs to rush for 216 yards and three touchdowns while not allowing Matt Schaub to be sacked at Jacksonville (9/17)
- Helped provide protection for Matt Schaub, enabling him to tie a career-high with four touchdown passes at Denver (9/23)
- Helped Arian Foster rush for a season-high 157 yards and a touchdown at the New York Jets (10/8)
- Made his first career start and was part of an offense that set a franchise record by scoring 43 points vs. Baltimore (10/21)
- Helped Foster go over 100 yards for the fourth time this season as he gained 111 yards on 24 carries and scored a touchdown vs. Buffalo (11/4)
- Part of an offense that set a franchise record with 640 yards of offense and tied the franchise scoring record with 43 points vs. Jacksonville (11/18) and put up another 501 yards at Detroit (11/22)
- Paved the way for Foster to rush for 140 yards while not allowing Schaub to be sacked in the AFC Wild Card Playoff vs. Cincinnati (1/5/13)

COLLEGE:
- Ranked third in Georgia history with 49 starts at center
- Two-time All-SEC selection by the league's coaches and four-time SEC Offensive Lineman of the Week in his career
- Named a Freshman All-American and Freshman All-SEC after taking over as starting center in 2008
- Earned All-SEC first-team honors and was rated the nation's second-best center in the draft by The NFL Draft Report
- Second-team All-SEC honoree by the Associated Press, Phil Steele and the league's coaches for his senior season
- Named to Georgia's Team of the Decade
- Narned 2011 All-American first-team recognition from ESPN.com, Yahoo Sports and Rivals.com
- Served as a team captain and started all 14 games at center, where he recorded 15 touchdown-resulting blocks and protected the pocket as the Bulldogs threw for 37 touchdowns
- Earned All-SEC second-team honors from The NFL Draft Report and was a fourth-team choice by Phil Steele his junior season
- Helped the offense average 385.0 total yards per game and 242.4 passing yards per game
- Named All-SEC second-team by the league's coaches his sophomore season
- Member of the fall 2009 Georgia Athletic Director's Honor Roll
- Named Freshman All-American first-team by College Football News, adding second-team honors from The Sporting News and Phil Steele
- Produced 12 touchdown-resulting blocks and 86 knockdowns for a team that ranked second in the league and 22nd nationally in total offense (426.0 ypg), and led the SEC with the NCAA's No. 16 passing offense (277.7 ypg)
- Led a front wall that ranked 21st in sacks allowed (1.31 spg; 17 total)
- SEC Offensive Lineman of the Week as part of an offensive line that helped Georgia account for 520 total offensive yards on 57 attempts, an average of 9.1 yards per play, in the Bulldogs' 42-38 win at Kentucky

PERSONAL:
- Attended Bibb County High School in Centreville, Ala., where he earned Super Prep All-Dixie Team, Prep Star All-Southeast Region and Alabama Sports Writers Association Class 5A first-team All-State honors as a senior
- Standout first baseman and pitcher on Bibb County's baseball team, where in 2007 he was selected to the Tuscaloosa News West Alabama Baseball All-Star squad
- Health & Physical Education major, earning SEC Academic Honor Roll and Georgia Athletic Director's Honor Roll accolades each of his four seasons at the university
- Switched from jersey #61 to #60 prior to his senior season, to honor his father, Steve, a former collegiate star, who was killed in a helicopter crash when he was 10 years old
- Pregame ritual consists of walking barefoot on the field "to get a feel for the turf," something he has done since high school

Jones' Career Statistics
- Games/Starts: 2012: 16/10; Totals:16/10.
- Postseason Games/Starts: 2012: 1/1; Total: 1/1.

DONNIE JONES

5

PUNTER

Height: 6-2 | Weight: 220 | College: LSU |
Hometown: Baton Rouge, La. | 9th NFL Season |
1st with Texans | Age as of Kickoff Weekend 2012: 32 |
Acquired: UFA-'12 (STL) | 2012 GP/GS: 16/0 | Career GP/GS: 135/0 |
Teams: Seattle, 2004; Miami, 2005-06; St. Louis, 2007-11; Houston, 2012 |

TRANSACTIONS: Selected by Seattle Seahawks in the seventh round (224th overall) of the 2004 NFL Draft...Signed to the practice squad by Seattle on Sept. 7, 2004...Signed to the active roster from practice squad on Oct. 15, 2004...Signed by Seattle the the practice squad on Oct. 21, 2004...Signed to the active roster on Oct. 23, 2004...Signed by Seattle to the practice squad on Oct. 27, 2004...Signed to active roster on Oct. 30, 2004...Signed by Seattle to the pracice squad on Nov. 25, 2004...Claimed off waivers by Miami Dolphins on July 25, 2005...Signed by Dolphins to practice squad on Sept. 5, 2005...Signed to the Dolphins active roster on Sept. 10, 2005...Signed as a free agent by St. Louis Rams on April 25, 2007...Signed as a free agent with the Houston Texans on March 30, 2012.

HONORS:
- Associated Press Second-Team All-Pro (2008, 2009)
- USA Today All-Joe Team (2008)

CAREER:
- Has played in 135 career games and averaged 45.3 yards on 736 career punts
- Career net punting average is 38.5 yards
- Has placed 226 punts inside the 20 and has a career long of 80 yards
- 50.0-yard gross average in 2008 ranked second in NFL history
- Career gross average of 45.3 yards is fifth in NFL history (minimum of 250 punts)

2012 (Houston 16/0, 1/0):
- Set the team punting record with a gross average of 47.1 yards per punt on the season
- Punted five times for a 43.6 yard average, including a long of 55 in the season opener vs. Miami (9/9)
- Had a second-quarter punt downed at the 5-yard line at Jacksonville (9/16), marking his 200th career punt downed inside the 20-yard line
- Averaged 54.2 yards on five punts including a long of 66 yards at Denver (9/23)
- Punted six times and had four of his punts downed inside the 20-yard line vs. Tennessee (9/30), which tied for the second-most in a game in his career
- Punted six times with no return at the New York Jets (10/8), averaging 40.2 yards and had four of his punts downed inside the 20-yard line for the second consecutive game
- Had four punts for a season-high 51.5 yard average vs. Green Bay (10/14)
- Punted five times for an average of 48.0 yards including a net of average of 47.8 yards and a long of 62 yards vs. Baltimore (10/21)
- Punted five times for an average of 49.4 yards and a long of 58 yards vs. Buffalo (11/4)
- Had a season-high eight punts at Chicago (11/11) averaging 44.6 yards per punt
- Had three punts downed inside the 20-yard line at Detroit (11/22)
- Punted 10 times for an average of 48.8 yards at Tennessee (12/2), including a season-high five punts downed inside the 20-yard line
- Had seven punts average 49.3 yards with a 42.1 net average at New England (12/10)
- Punted three times for an average of 42.3 yards and a long of 52 vs. Indianapois (12/16)
- Had seven punts averaging 50.4 yards and a long of 65 yards vs. Minnesota (12/23)
- Made his playoff debut, punting three times for an average of 42.0 yards, inlcuding a long of 58 yards and one punt downed inside the 20 in the AFC Wild Card Playoff vs. Cincinnati (1/5/13)

2011 (St. Louis 16/0):
- Played all 16 games for the Rams, punting 105 times for 4,652 yards and an average of 44.3 yards per punt
- Recorded one special teams tackle and punted eight times for a 46.5-yard average vs. Baltimore (9/25)
- Punted eight times for 360 yards for 45.0 yards and a season-long of 65 yards vs. Washington (10/2)
- Punted five times for 236 yards, a 47.2-yard average and 42.0-yard net and a long of 64 yards at Cleveland (11/13)
- Punted 10 times for a 44.1-yard average and 34.7-yard net and making one special teams tackle vs. Seattle (11/20)
- Broke Dale Hatcher's record for career punts, punting seven times vs. Cincinnati (12/18) to give him 436 as a Ram
- Punted six times for 304 yards, a 50.7-yard average for his best single-game performance this season vs. San Francisco (1/1/12)

2010 (St. Louis 16/0):
- Named an alternate to the Pro Bowl after finishing eight in the NFL (fourth in the NFC) with a gross punting average of 45.5 yards
- Ranked third in the NFL (second in the NFC) in net punting average (40.0)
- Punted 94 times for 4,276 yards with 32 inside the 20-yard line, fifth most in the NFL, and a long of 63 yards
- Punted a season-high 10 times for a 43.7 average and didn't allow a single punt to be returned at San Francisco (11/14)
- Only punter in the NFL that season to produce a game with 0 return yards on nine or more punts

2009 (St. Louis 16/0):
- Second-team All-Pro selection by the Associated Press for the second consecutive year after finishing the season with a career-high 34 punts inside the 20
- His 34 punts inside the 20 are a Rams' single-season franchise record (since 1976), surpassing Dale Hatcher's 32 punts inside the 20 established in 1985
- Finished the season with a career-high 90 punts and 4,212 yards and his 46.8-yard average is the third-highest of his career and the third-highest in Rams history
- Recorded a 41.7-yard net average, the top mark in his career
- His 48.0-yard career gross average was the top mark in franchise history, surpassing the previous team-high of 44.3 yards established by Danny Villanueva from 1961-64
- Punted eight times for 406 yards and a 50.8-yard gross average and placed two punts inside the 20 at Seattle (9/13)
- Registered a 56.3-yard average, breaking his own single-game franchise record for gross punting average vs. Arizona (11/22)
- Punted seven times for an average of 45.3 yards at Chicago (12/6), including a career-high six punts inside the 20-yard line, the most in franchise history
- Punted five times for 246 yards (49.2-yard average) at Arizona (12/27), including four of punts placed inside the 20-yard line, giving him a career-high 32 inside the 20 for the year
- Recorded career highs with 11 punts for 551 yards vs. San Francisco (1/3/10)

2008 (St. Louis 16/0):
- Second-team All-Pro selection by the Associated Press, finishing the season with a 50.0-yard gross average, registering 4,100 yards on 82 punts
- Average stands as the Rams franchise record for a single season, breaking his previous mark of 47.2 set in 2007
- Became only the second player in NFL history to record a 50.0-yard gross punting average, joining Hall of Famer Sammy Baugh who averaged 51.4 yards (1,799 yards on 35 punts) in 1940
- Had nine games with at least a 50-yard average and posted a 41.1-yard net average, second highest in NFL history, and became the only player in NFL history to have a 50.0-yard gross average and a 40.0-plus yard net average
- Finished the season leading the NFL in gross punting average, second in the NFL in net punting average
- Named to USA Today's All-Joe team
- Punted 10 times for 485 yards for a 48.5-yard average, setting a career high in yards and tying a career high in punts at Philadelphia (9/7)
- Punted six times for 334 yards and a 55.7-yard average and recorded one special teams tackle vs. the New York Giants (9/14)
- Punted four times for 218 yards at Seattle (9/21) and a 54.5-yard average and a net average of 49.5 yards, which is the highest in Rams history
- Punted five times for a career-high 56.2-yard average vs. Buffalo (9/28), the highest single-game punting average in Rams history, breaking his own record set in 2007

2007 (St. Louis 16/0):
- Established then highest punting average for a single season in Rams' history, punting 78 times for a 47.2-yard punting average breaking Danny Villanueva's record 45.5-yard punting average set in 1962
- Net average of 39.3 yards was the best in Rams' history since 1970
- Finished the season ranked second in the NFC, third in the NFL in punting average and ranked second in the NFC, fourth in the NFL in net punting average
- Punted four times for a 56.0-yard average, then the highest single-game punting average in Rams history vs. Arizona (10/7)
- Punted six times for a 52.3-yard average with long punt of 80 yards marked a career-best at Seattle (10/21)

2006 (Miami 16/0):
- Played in all 16 games for the Dolphins, punting 85 times for 3,640 yards for a 42.8-yard average and 35.7-yard net average with a career-long 64-yard punt and 28 punts inside the 20
- Produced then career-high 52.7-yard average on six punts for 316 yards with two punts inside the 20 and a long of 61 yards vs. Tennessee (9/24)
- Punted a season-high eight times for 46.1-yard average with 39.8-yard net average at Buffalo (12/17)
- Totaled career-high 10 punts for 427 yards with a long of 52 yards and two punts inside the 20 vs. the New York Jets (12/25)

2005 (Miami 16/0):
- Played in all 16 games in his first season with the Dolphins, punting 88 times for a 43.5-yard average, and NFL-leading and Dolphins single-season record net average of 39.3 yards
- 31 punts inside the 20 ranked second in the AFC and was a Dolphins' single-season record
- Produced a four-game stretch, beginning vs. Carolina (9/25) and ending vs. Kansas City (10/21), in which he had a net average of 40.0 yards or better
- Punted eight times for a 45.9-yard average with a net of 43.5 yards and connected on a 60-yard punt for the first time in career vs. Kansas City (10/21)
- Averaged 51.3 yards on four punts and produced a season-high 47.0-yard net average, with three punts inside the 20 at Oakland (11/27)
- Totaled a then career-high nine punts and hit a then career-long 63-yard punt vs. Tennessee (12/24)

2004 (Seattle 7/0):
- Played in seven games with the Seahawks in between stints on the practice squad
- Punted 26 times for a 38.0-yard gross average with a net of 32.2, six punts inside the 20 and two touchbacks
- Punted three times for a 49.3-yard gross average and a net of 42.7 yards at St. Louis (11/14)

COLLEGE:
- Played in 49 games during four-year career at LSU, setting school records with 233 punts for 9,798 yards
- 42.0 yard punting average ranks second in school history
- Placed 69 punts inside the 20 for the Tigers during career
- Hit a school-record 86-yard punt against Kentucky in his junior year

JONES, DONNIE

PERSONAL:

- Earned All-State and All-District honors as a senior at Catholic High School in Baton Rouge, La.
- Averaged 43.4 yards on team that reached Class 5A semifinals
- Married to Aubrie with two children, son, Weston and daughter, Addison

Jones' 2012 Season Statistics

Date, Opp	GP	No	Yds	Avg	Net	TB	In 20	Lg	Blk
9/9 vs. MIA	1	5	218	43.6	28.4	0	1	55	0
9/16 @ JAX	1	6	299	49.8	37.8	2	1	58	0
9/23 @ DEN	1	5	271	54.2	44.4	1	1	66	0
9/30 vs. TEN	1	6	259	43.2	41.7	0	4	61	0
10/8 @ NYJ	1	6	241	40.2	40.2	0	4	48	0
10/14 vs. GB	1	4	206	51.5	45.8	0	0	55	0
10/21 vs. BAL	1	5	240	48.0	47.8	0	2	62	0
11/4 vs. BUF	1	5	247	49.4	42.0	0	0	58	0
11/11 @ CHI	1	8	357	44.6	38.3	1	1	59	0
11/18 vs. JAX	1	3	111	37.0	33.3	0	2	55	0
11/22 @ DET	1	6	285	47.5	42.2	0	3	53	0
12/2 @ TEN	1	10	489	48.9	40.3	1	5	64	0
12/10 @ NE	1	7	345	49.3	42.1	0	1	59	0
12/16 vs. IND	1	3	127	42.3	36.3	0	1	52	0
12/23 vs. MIN	1	7	353	50.4	43.3	0	2	65	0
12/30 @ IND	1	2	101	50.5	41.0	0	0	55	0
2012 Totals	16	88	4,149	47.1	40.3	5	28	66	0

Jones' Career Statistics

Year	Team	GP	No	Yds	Avg	Net	TB	In 20	Lg	Blk
2004	Sea	7	26	988	38.0	32.2	2	6	51	1
2005	Mia	16	88	3,827	43.5	39.3	7	31	63	0
2006	Mia	16	85	3,640	42.8	35.7	10	28	64	1
2007	StL	16	78	3,684	47.2	39.3	9	18	80	0
2008	StL	16	82	4,100	50.0	41.1	7	20	68	0
2009	StL	16	90	4,212	46.8	41.7	10	34	63	0
2010	StL	16	94	4,276	45.5	40.0	4	32	63	0
2011	StL	16	105	4,652	44.3	37.0	9	29	65	1
2012	Hou	16	88	4,149	47.1	40.3	5	28	66	0
Career Totals		135	736	33,528	45.3	38.5	63	226	80	3

Jones' 2012 Season Highs

Punts	8	at Chicago, 11/11/12
Punt Yards	357	at Chicago, 11/11/12
Punts Inside 20	5	at Tennessee, 12/2/12
Long Punt	66	at Denver, 9/23/12

Jones' Career Season Highs

Punts	11	vs. San Francisco, 1/3/10
Punt Yards	551	vs. San Francisco, 1/3/10
Punts Inside 20	6	at Chicago, 12/6/09
Long Punt	80	at Seattle, 10/21/07

Jones' 2012 Playoff Statistics

Date, Opp	GP	No	Yds	Avg	Net	TB	In 20	Lg	Blk
1/5/13 vs. CIN (WC)	1	3	126	42.0	38.0	0	1	48	0
2012 Totals	1	3	126	42.0	38.0	0	1	48	0

JOHNATHAN JOSEPH

CORNERBACK

24

Height: 5-11 | Weight: 191 | College: South Carolina |
Hometown: Rock Hill, S.C. | 7th NFL Season |
2nd with Texans | Age as of Kickoff Weekend 2012: 28 |
Acquired: UFA-'11 (CIN) | 2012 GP/GS: 14/14 |
Career GP/GS: 96/87 | Teams: Cincinnati, 2006-10; Houston, 2012 |

TRANSACTIONS: Selected by Cincinnati Bengals in the first round (24th overall) of the 2006 NFL Draft… Signed with Bengals on July 29, 2006...Signed with Houston Texans on July 29, 2011.

HONORS:
- Two-time Pro Bowl selection (2012, 2013)
- Associated Press Second-Team All-Pro (2011)
- Pro Football Weekly/PFWA All-NFL, All-AFC Team (2011)
- SI.com (Peter King) All-Pro Team (2011)

CAREER:
- Has played in 96 career games with 87 starts and has recorded 379 total tackles, including 316 solos
- Owns 20 career interceptions, three forced fumbles and three fumble recoveries
- Scored five career touchdown returns (four interceptions and one fumble recovery)

2012 (Houston 14/14, 1/1):
- Finished the season with 66 tackles (59 solo) and two interceptions
- Made six tackles (four solo) and intercepted a pass and returned it 36 yards vs. Miami (9/9)
- Had five solo taclkes at Jacksonville (9/16)
- Made six tackles (five solo) and led the defense with three passes broken up at Denver (9/23)
- Made four solo tackles and threw a big block that helped Danieal Manning return an interception 55-yards for a score vs. Tennessee (9/30)
- Registered five solo tackles at the New York Jets (10/8)
- Picked off a Joe Flacco pass and returned it 52 yards vs. Baltimore (10/21) for his first touchdown as a Texan
- Registered four tackles (four solo) and a pass defensed vs. Buffalo (11/4)
- Collected a season-high seven tackles (six solo) at Chicago (11/11)
- Notched two tackles and a pass defensed vs. Jacksonville (11/19)
- Inactive at Detroit (11/22) and at Tennessee (12/2)
- Recorded nine tackles at New England (12/10)
- Made two tackles (one solo) vs. Indianapolis (12/16)
- Registered five tackles and a pass defensed vs. Minnesota (12/23)
- Had two passes defensed at Indianapolis (12/30)
- Intercepted his second career pass in postseason play when he picked off Cincinnati QB Andy Dalton and returned it 14 yards in the third quarter in the AFC Wild Card Playoff vs. Cincinnati (1/5/13)

2011 (Houston 15/15):
- Finished with 44 tackles (40 solo) and tied for the team lead with four interceptions and a team-best 15 passes defensed and two forced fumbles
- Started and made five tackles (four solo) and one tackle for loss in the season opener vs. Indianapolis (9/11)
- Intercepted a Chad Henne pass and returned it 5 yards to the 6-yard line setting up a second quarter touchdown at Miami (9/18)
- Recorded interceptions in consecutive games for the third time in his career when he picked off Drew Brees at New Orleans (9/25)
- Intercepted a second-quarter Joe Flacco pass with a return of 2 yards in addition to making seven tackles (five solo) at Baltimore (10/16)
- Was named the Defensive Player of the Game after forcing a fumble, making three solo tackles and breaking up two passes at Tennessee (10/23)
- Made four solo tackles and broke up a pass vs. Cleveland (11/6)
- Had two solo tackles and a hit on Kellen Winslow which forced the ball out where it was intercepted by Brian Cushing at Tampa Bay (11/13)
- Intercepted a second-quarter Blaine Gabbert pass and returned it 29 yards at Jacksonville (11/27)
- Inactive for the season finale vs. Tennessee (1/1/12)
- Recorded six solo tackles, including one for loss, while adding an interception and two passes defensed in AFC Wild Card Playoff vs. Cincinnati (1/7/12)
- Recorded two solo tackles and three passes defensed in AFC Divisional Playoff at Baltimore (1/15/12)

2010 (Cincinnati 12/12):
- Started 12 games and made 53 tackles
- Ranked second on team in passes defensed (11) and interceptions (three)
- Registered four tackles at Cleveland (10/3)
- Intercepted Josh Freeman pass in second quarter and returned it 11 yards vs. Tampa Bay (10/11)
- Made five tackles and had a pass defensed at Indianapolis (11/14), helping to hold Peyton Manning to season-low 185 passing yards and no touchdowns
- Three tackles and two interceptions (one for a touchdown) vs. Buffalo (11/21), marking the first multi-interception game of his career

2009 (Cincinnati 16/16):
- Intercepted Ben Roethlisberger pass and returned it 30 yards for a touchdown vs. Pittsburgh (9/27)
- Intercepted a Derek Anderson pass on Bengals goal line and returned it 32 yards in third quarter at Cleveland (10/3)
- Intercepted a Joe Flacco pass at goal line in first quarter and returned it 21 yards at Baltimore (10/11)
- Had his first forced fumble of the year when he stripped WR Devin Hester, with LB Dhani Jones recovering for Bengals vs. Chicago (10/25)
- Posted team season-high in passes defensed (5) vs. Baltimore (11/8), including a third-quarter INT of Flacco on a deep pass
- Had team-high four passes defensed, with five tackles and a forced fumble in Nov. 15 win at Pittsburgh
- Had four tackles at Oakland (11/22), plus a diving INT of Bruce Gradkowski pass in the fourth-quarter
- Picked off a Philip Rivers pass at Bengals 19 in the second quarter and returned it seven yards at San Diego (12/20)
- Five tackles in Wild Card Playoff vs. New York Jets (1/9/10)

2008 (Cincinnati 8/7):
- Returned a Ray Rice fumble 65 yards, produced only Bengals touchdown vs. Baltimore (9/7)
- Tied for team lead in tackles (personal season-high 12), led in solo tackles (10) and led in passes defensed (three) vs. Jacksonville (11/2)
- Had his first interception of the year, ending Philadelphia's final scoring threat of the first half when he picked off Donovan McNabb pass and returned it 22 yards (11/26)

2007 (Cincinnati 15/14):
- Went 42 yards for a touchdown with his first pro interception (off Chad Pennington), and the late fourth-quarter score provided eventual winning points vs. New York Jets (10/21)
- Snagged his second INT vs. Tennessee (11/25), outfighting TE Bo Scaife for Vince Young pass in first quarter, with four-yard return
- Intercepted a pass for the second straight game at Pittsburgh (12/2), picking off Ben Roethlisberger pass at Steelers 24 in the fourth quarter and returning it 7 yards
- Helped blunt Browns comeback bid by picking off a Derek Anderson pass at Bengals five in fourth quarter, with 23-yard return vs. Cleveland (12/23)

2006 (Cincinnati 16/9):
- Blocked John Carney PAT try after Saints' final touchdown in fourth quarter, first Bengals blocked PAT since '91 at New Orleans (11/19).
- Tied his season high with seven tackles and tied the team's season high with four passes defensed vs. Baltimore (11/30)
- Recovered a fumble on Raiders' first offensive play vs. Oakland (12/10)

COLLEGE:
- Played two seasons (2004-05) at South Carolina after playing in 2003 at Coffeyville (Kan.) Community College
- Entered NFL Draft after his junior season at South Carolina
- Played only 14 games at South Carolina, due to broken foot that limited him to two games in '04, but still was able to establish himself among the elite CBs in SEC
- Played in 12 games with 11 starts in '05, when he had four INTs (one for TD)
- Criminal justice major at South Carolina

PERSONAL:
- Attended Northwestern High School in Rock Hill, S.C., where he was all-state in football and all-region in track

Joseph's 2012 Season Statistics

			Tackles					Interceptions					Fumbles			
Date, Opp	G	GS	Tot	Solo	Asst	Sk	Yds	No	Yds	Lg	TD	PD	FF	FR	Yds	TD
9/9 vs. MIA	1	1	6	4	2	0.0	0.0	1	36	36	0	1	0	0	0	0
9/16 @ JAX	1	1	5	5	0	0.0	0.0	0	0	0	0	0	0	0	0	0
9/23 @ DEN	1	1	6	5	1	0.0	0.0	0	0	0	0	3	0	0	0	0
9/30 vs. TEN	1	1	4	4	0	0.0	0.0	0	0	0	0	0	0	0	0	0
10/8 @ NYJ	1	1	5	5	0	0.0	0.0	0	0	0	0	0	0	0	0	0
10/14 vs. GB	1	1	6	5	1	0.0	0.0	0	0	0	0	0	0	0	0	0
10/21 vs. BAL	1	1	5	4	1	0.0	0.0	1	52	52	1	1	0	0	0	0
11/4 vs. BUF	1	1	4	4	0	0.0	0.0	0	0	0	0	1	0	0	0	0
11/11 @ CHI	1	1	7	6	1	0.0	0.0	0	0	0	0	1	0	0	0	0
11/18 vs. JAX	1	1	2	2	0	0.0	0.0	0	0	0	0	1	0	0	0	0
11/22 @ DET							INACTIVE									
12/2 @ TEN							INACTIVE									
12/10 @ NE	1	1	9	9	0	0.0	0.0	0	0	0	0	0	0	0	0	0
12/16 vs. IND	1	1	2	1	1	0.0	0.0	0	0	0	0	0	0	0	0	0
12/23 vs. MIN	1	1	5	5	0	0.0	0.0	0	0	0	0	1	0	0	0	0
12/30 @ IND	1	1	0	0	0	0	0	0	0	0	0	2	0	0	0	0
2012 Totals	14	14	66	59	7	0.0	0.0	2	52	52	1	11	0	0	0	0

Joseph's Career Statistics

				Tackles					Interceptions					Fumbles			
Year	Team	G	GS	Tot	Solo	Asst	Sk	Yds	No	Yds	Lg	TD	PD	FF	FR	Yds	TD
2006	Cin	16	9	58	46	12	0.0	0.0	0	0	0	0	20	0	2	7	0
2007	Cin	15	14	58	45	13	0.0	0.0	4	76	42	1	15	0	0	0	0
2008	Cin	8	7	42	31	11	0.0	0.0	1	22	22	0	13	1	1	65	1
2009	Cin	16	16	69	58	11	0.0	0.0	6	92	32	1	20	1	0	0	0
2010	Cin	12	12	42	37	5	0.0	0.0	3	38	21	1	8	0	0	0	0
2011	Hou	15	15	44	40	4	0.0	0.0	4	29	29	0	15	1	0	0	0
2012	Hou	14	14	66	59	7	0.0	0.0	2	52	52	1	11	0	0	0	0
NFL Totals		96	87	379	316	63	0.0	0.0	20	92	52	4	102	3	3	72	1

JOSEPH, JOHNATHAN

Joseph's 2012 Season Highs

Tackles	9	at New England, 12/10/12
Interceptions	1	twice, last vs. Baltimore, 10/21/12
Passes Defensed	3	at Denver, 9/23/12

Joseph's Career Highs

Tackles	15	vs. Jacksonville, 11/2/08
Interceptions	2	vs. Buffalo, 11/21/10
Passes Defensed	5	vs. Baltimore, 11/8/09
Fumble Recoveries	1	three times, most recent: vs. Baltimore, 9/7/08
Forced Fumbles	1	three times, most recent: at Tennessee, 10/23/11

Joseph's 2012 Playoff Statistics

			Tackles					Interceptions					Fumbles			
Date, Opp	GP	GS	Tot	Solo	Asst	Sk	Yds	No	Yds	Lg	TD	PD	FF	FR	Yds	TD
1/5/13 vs. CIN (WC)	1	1	5	5	0	0.0	0.0	1	14	14	0	2	0	0	0	0
2012 Totals	1	1	5	5	0	0.0	0.0	1	14	14	0	2	0	0	0	0

Joseph's Career Playoff Statistics

			Tackles					Interceptions					Fumbles			
Date, Opp	GP	GS	Tot	Solo	Asst	Sk	Yds	No	Yds	Lg	TD	PD	FF	FR	Yds	TD
1/9/10 vs. NYJ (WC)	1	1	5	3	2	0.0	0.0	0	0	0	0	0	0	0	0	0
1/7/12 vs. CIN (WC)	1	1	6	6	0	0.0	0.0	1	-1	-1	0	2	0	0	0	0
1/15/12 at BAL (Div)	1	1	2	2	0	0.0	0.0	0	0	0	0	3	0	0	0	0
1/5/13 vs. CIN (WC)	1	1	5	5	0	0.0	0.0	1	14	14	0	2	0	0	0	0
Career Totals	4	4	18	16	2	0.0	0.0	2	14	14	0	7	0	0	0	0

SHILOH KEO

FREE SAFETY

31

Height: 5-11 | Weight: 212 | College: Idaho |
Hometown: Everett, Wash. | 2nd NFL Season |
2nd with Texans | Age as of Kickoff Weekend 2012: 24 |
Acquired: D5a, 2011 (144th overall) | 2012 GP/GS: 16/0 |
Career GP/GS: 26/0 | Teams: Houston, 2011-12 |

TRANSACTIONS: Selected by Houston Texans in the fifth round (144th overall) in the 2011 NFL Draft... Signed by Texans on July 31, 2011...Released by Texans on Sept. 3, 2011...Signed by Texans to the practice squad on Sept. 4, 2011...Signed from practice squad to active roster by Texans on Oct. 19, 2011.

2012 (Houston 16/0, 1/0):

- Named a Special Teams captain by his teammates midway through the season
- Saw action on special teams in the first nine games
- Made a special teams tackle at Denver (9/23)
- Assisted on two tackles vs. Green Bay (10/14)
- Made a tackle on special teams vs. Baltimore (10/21)
- Named Special Teams Player of the Game after recording two special teams tackles vs. Buffalo (11/4)
- Made two special teams tackles at Chicago (11/11)
- Assisted on two special teams tackles vs. Jacksonville (11/18)
- Saw action on special teams at Detroit (11/22)
- Made a tackle on special teams at Tennessee (12/2)
- Recorded his first career interception in the fourth quarter at New England (12/10)
- Registered one tackle vs. Indianapolis (12/16)
- Had one tackle vs. Minnesota (12/23)
- Notched four tackles (two solo) in the AFC Wild Card Playoff vs. Cincinnati (1/5/13)

2011 (Houston 10/0):

- Signed to the active roster from the practice squad (10/19)
- Made his NFL debut on special teams while also appearing at safety at Tennessee (10/23)
- Was named the Special Teams Player of the Game after making two special teams tackles at Jacksonville (11/27)
- Saw his first career action as a punt returner and finished the game with one return for 11 yards vs. Tennessee (1/1/12)
- Made one special teams tackle in his postseason debut in AFC Wild Card Playoff vs. Cincinnati (1/7/12)

COLLEGE:

- Started 50-of-55 games at strong safety and recorded 358 tackles (237 solo), one sack and 20 stops for loss totaling 67 yards and gained 168 yards on 11 interceptions and deflected 20 pass attempts and forced three fumbles and recovered six others
- Averaged 11.0 yards on 53 punt returns and 20.3 yards on eight kickoff returns
- Also rushed three times for 98 yards
- Ranks first in Idaho history in career punt return yards (585) and single-season punt return yards (319 in 2007)
- Set a school record after returning a punt 100 yards for a touchdown vs. Northern Illinois and one of just 11 players in Idaho history with over 300 career tackles
- All-Western Athletic Conference second-team selection in 2010, won Jim Thorpe Award (top college defensive back) and recipient of Idaho's John Friesz Most Valuable Player Award
- Started 12-of-13 games in 2010 and finished fifth among Vandals defenders with 61 tackles (40 solos), including one sack, 6.5 stops for loss, one forced fumble, two fumble recoveries and tied for seventh in the conference in interceptions (0.23 per game), gaining 63 yards on three interceptions
- Gained 74 yards on 17 returns, as his average of 4.35 yards per punt return ranked fifth in the WAC and 63rd in the nation and gained 144 yards on seven kickoff returns
- Sport science major

PERSONAL:

- Rushed for 2,946 yards and 37 yards in his two seasons at Archbishop Murphy (Everett, Wash.)
- Had eight receptions for 162 yards (20.25 ypc) and a score and completed 7-of-13 pass attempts for 184 yards and four more touchdowns
- Named the Cascade Conference Defensive Player of the Year and 2A All-State at defensive back by the Associated Press and All-Conference selection at running back as a senior
- Led the Archbishop Murphy Wildcats to a 14-1 overall record in his final season, gaining 1,675 yards with 22 touchdowns

Keo's 2012 Season Statistics

			Tackles					Interceptions					Fumbles			
Date, Opp	G	GS	Tot	Solo	Asst	Sk	Yds	No	Yds	Lg	TD	PD	FF	FR	Yds	TD
9/9 vs. MIA	1	0	0	0	0	0.0	0.0	0	0	0	0	0	0	0	0	0
9/16 @ JAX	1	0	0	0	0	0.0	0.0	0	0	0	0	0	0	0	0	0
9/23 @ DEN	1	0	0	0	0	0.0	0.0	0	0	0	0	0	0	0	0	0
9/30 vs. TEN	1	0	0	0	0	0.0	0.0	0	0	0	0	0	0	0	0	0
10/8 @ NYJ	1	0	0	0	0	0.0	0.0	0	0	0	0	0	0	0	0	0
10/14 vs. GB	1	0	2	0	2	0.0	0.0	0	0	0	0	0	0	0	0	0
10/21 vs. BAL	1	0	0	0	0	0.0	0.0	0	0	0	0	0	0	0	0	0
11/4 vs. BUF	1	0	0	0	0	0.0	0.0	0	0	0	0	0	0	0	0	0
11/11 @ CHI	1	0	0	0	0	0.0	0.0	0	0	0	0	0	0	0	0	0
11/18 vs. JAX	1	0	0	0	0	0.0	0.0	0	0	0	0	0	0	0	0	0
11/22 @ DET	1	0	0	0	0	0.0	0.0	0	0	0	0	0	0	0	0	0
12/2 @ TEN	1	0	0	0	0	0.0	0.0	0	0	0	0	0	0	0	0	0
12/10 @ NE	1	0	0	0	0	0.0	0.0	1	1	1	0	1	0	0	0	0
12/16 vs. IND	1	0	1	1	0	0.0	0.0	0	0	0	0	0	0	0	0	0
12/23 vs. MIN	1	0	1	1	0	0.0	0.0	0	0	0	0	0	0	0	0	0
12/30 @ IND	1	0	0	0	0	0.0	0.0	0	0	0	0	0	0	0	0	0
2012 Totals	16	0	4	2	2	0.0	0.0	1	1	1	0	1	0	0	0	0

Keo's Career Statistics

				Tackles					Interceptions					Fumbles			
Year	Team	G	GS	Tot	Solo	Asst	Sk	Yds	No	Yds	Lg	TD	PD	FF	FR	Yds	TD
2011	HOU	10	0	0	0	0	0.0	0.0	0	0	0	0	0	0	0	0	0
2012	HOU	16	0	4	2	2	0.0	0.0	1	1	1	0	1	0	0	0	0
NFL Totals		26	0	4	2	2	0.0	0.0	1	1	1	0	1	0	0	0	0

Keo's 2012 Season Highs

Tackles	2	vs. Green Bay, 10/14/12
Interceptions	1	at New England, 12/10/12

Keo's 2012 Playoff Statistics

			Tackles					Interceptions					Fumbles			
Date, Opp	GP	GS	Tot	Solo	Asst	Sk	Yds	No	Yds	Lg	TD	PD	FF	FR	Yds	TD
1/5/13 vs. CIN (WC)	1	0	4	2	2	0.0	0.0	0	0	0	0	0	0	0	0	0
2012 Totals	1	0	4	2	2	0.0	0.0	0	0	0	0	0	0	0	0	0

Keo's Career Playoff Statistics

			Tackles					Interceptions					Fumbles			
Date, Opp	GP	GS	Tot	Solo	Asst	Sk	Yds	No	Yds	Lg	TD	PD	FF	FR	Yds	TD
1/7/12 vs. CIN (WC)	1	0	0	0	0	0.0	0.0	0	0	0	0	0	0	0	0	0
1/15/12 at BAL (Div)	1	0	0	0	0	0.0	0.0	0	0	0	0	0	0	0	0	0
1/5/13 vs. CIN (WC)	1	0	4	2	2	0.0	0.0	0	0	0	0	0	0	0	0	0
Career Totals	3	0	4	2	2	0.0	0.0	0	0	0	0	0	0	0	0	0

DANIEAL MANNING

STRONG SAFETY

38

Height: 5-11 | Weight: 209 | College: Abilene Christian |
Hometown: Corsicana, Texas | 7th NFL Season |
2nd with Texans | Age as of Kickoff Weekend 2012: 30 |
Acquired: UFA-'11 (CHI) | 2012 GP/GS:16/16 |
Career GP/GS: 106/85 | Teams: Chicago, 2006-10; Houston, 2011-12 |

TRANSACTIONS: Selected by Chicago Bears in the second round (42nd overall) in the 2006 NFL Draft... Signed with Bears on July 5, 2006...Re-signed with Bears on May 19, 2010...Signed with Houston Texans on July 29, 2011

CAREER:
- Has played in 106 career games with 85 starts and has recorded 486 total tackles, including 397 solos, 11 interceptions, nine forced fumbles, five fumble recoveries and two field goals blocked
- Excellent kick returner with a career average of 26.8 yards per return on 115 attempts, which is the second-highest kickoff return average since entering the League in 2006

2012 (Houston 16/16, 1/1):
- Had a career-high 96 tackles (87 solo) to go along with one sack, three forced fumbles and two interceptions for the season
- Made seven tackles (five solo) and recovered a fumble in the season opener vs. Miami (9/9)
- Had five tackles (three solo) at Jacksonville (9/16)
- Intercepted his first pass of the season and returned it 55 yard for a touchdown vs. Tennessee (9/30), giving him his first career interception return for a touchdown
- Recorded two tackles (both solo) and one pass defensed at the New York Jets (10/8)
- Made seven tackles (six solo) vs. Buffalo (11/4)
- Intercepted a Jay Cutler pass in the first quarter, recorded eight solo tackles and a forced fumble at Chicago (11/11)
- Collected ten tackles and registered his third career sack and a forced fumble vs. Jacksonville (11/18)
- Recorded nine tackles, two passes defensed, and forced a fumble for the second consecutive game at Detroit (11/22)
- Made six tackles and had a pass defensed at Tennessee (12/2)
- Registered eight tackles at New England (12/10)
- Collected eight tackles vs. Indianapolis (12/16)
- Had five tackles (four solo) vs. Minnesota (12/23)
- Tallied three tackles (one solo), a pass defensed, and returned his first kickoff this season for 18 yards at Indianapolis (12/30)
- Had one tackle and two kickoff returns for 47 yards in AFC Wild Card Playoff vs. Cincinnati (1/5/13)

2011 (Houston 13/13):
- Ranked fourth on the team with 59 tackles and tied a career high with two interceptions despite missing three games with a lower leg injury
- Made seven tackles (two solo) and averaged 38.5 yards on two kickoff returns at Miami (9/18)
- Recorded his first interception as a Texan, picking off a Drew Brees pass and returning it 22 yards to set up fourth-quarter touchdown at New Orleans (9/25)
- Blocked a field goal to end the first half and made five solo tackles vs. Pittsburgh (10/2)
- Averaged 22.5 yards on four kickoff returns including a long of 36 yards vs. Oakland (10/9)
- Led all Texans with 11 tackles (nine solo) at Baltimore (10/16)
- Intercepted a Matt Hasselbeck pass in the second quarter at Tennessee (10/23) before having to leave the game with a lower leg injury
- Inactive for three games with a leg injury
- Returned to the lineup and made one solo tackle vs. Jacksonville (11/27)
- Made three solo tackles and broke up a pass vs. Atlanta (12/4)
- Led the defense with 11 tackles (eight solo) at Cincinnati (12/11)
- Had four solo tackles vs. Carolina (12/18)
- Recorded seven tackles (five solo) and his first career postseason interception in AFC Wild Card Playoff vs. Cincinnati (1/7/12)
- Made nine tackles (eight solo) and one pass defensed and averaged 33.3 yards on four kickoff returns, including a 60-yard return to open the game in AFC Divisional playoff at Baltimore (1/15/12)

2010 (Chicago 16/16):
- Started all 16 games for the first time in his career and finished the year with 72 tackles, 59 solos, and one interception
- Made a season-high 11 tackles at the New York Giants (10/3)
- Intercepted a pass vs. Washington (10/24), the seventh pick of his career

2009 (Chicago 15/10):
- Made 10 tackles at Cincinnati (10/25)
- Intercepted a pass vs. Cleveland (11/1) and returned it 35 yards
- Registered a season-high 12 tackles, including 10 solos, vs. Arizona (11/8)

2008 (Chicago 14/1):
- Intercepted a pass vs. Jacksonville (12/7) and returned it 42 yards
- Scored his first career touchdown via kick return vs. New Orleans (12/11) when he returned a kickoff 83 yards for a score
- Reeled off a 70-yard kickoff return vs. Green Bay (12/22)
- Started the season finale at Houston (12/28) and registered a season-high six tackles, including five solo stops and averaged 31.2 yards per return on six attempts

2007 (Chicago 16/15):
- Started the second game of the year vs. Kansas City (9/16) and made an interception, which he returned 33 yards
- Made a career-high 13 tackles, including 11 solos, in the season finale vs. New Orleans (12/30)

2006 (Chicago 16/14):
- Played in all 16 games as a rookie, starting 14, and finished the year with two interceptions, four forced fumbles and two fumble recoveries
- Made his NFL debut in the season opener at Green Bay (9/10) and intercepted a pass which he returned 15 yards
- Made his first career start at FS at Minnesota (9/24) and made four solo tackles
- Made a season-high 10 tackles vs. Miami (11/5)

COLLEGE:
- Was a three-year starter at Abilene Christian and became the second-highest drafted player in school history
- Started all 30 games at ACU and finished his career with 159 tackles, two sacks, 11 interceptions, 12 tackles for loss, six forced fumbles, four fumble recoveries and four blocked kicks

PERSONAL:
- Native Texan who hails from Corsicana
- Was a three-year starter at Corsicana High and earned second-team All-State mention from the Associated Press and Texas Sports Writers Association as a senior
- Finished second in the state in the 100 meters and triple jump and was fourth in the 200 meters

Manning's 2012 Season Statistics

			Tackles					Interceptions					Fumbles			
Date, Opp	G	GS	Tot	Solo	Asst	Sk	Yds	No	Yds	Lg	TD	PD	FF	FR	Yds	TD
9/9 vs. MIA	1	1	7	5	2	0.0	0.0	0	0	0	0	0	0	1	0	0
9/16 @ JAX	1	1	5	3	2	0.0	0.0	0	0	0	0	0	0	0	0	0
9/23 @ DEN	1	1	3	3	0	0.0	0.0	0	0	0	0	0	0	0	0	0
9/30 vs. TEN	1	1	8	8	0	0.0	0.0	1	55	55	1	2	0	0	0	0
10/8 @ NYJ	1	1	2	2	0	0.0	0.0	0	0	0	0	1	0	0	0	0
10/14 vs. GB	1	1	5	4	1	0.0	0.0	0	0	0	0	0	0	0	0	0
10/21 vs. BAL	1	1	2	2	0	0.0	0.0	0	0	0	0	0	0	0	0	0
11/4 vs. BUF	1	1	7	6	1	0.0	0.0	0	0	0	0	0	0	0	0	0
11/11 @ CHI	1	1	8	8	0	0.0	0.0	1	4	4	0	1	1	0	0	0
11/18 vs. JAX	1	1	10	10	0	1.0	0.0	0	0	0	0	0	1	0	0	0
11/22 @ DET	1	1	9	9	0	0.0	0.0	0	0	0	0	2	1	0	0	0
12/2 @ TEN	1	1	6	6	0	0.0	0.0	0	0	0	0	1	0	0	0	0
12/10 @ NE	1	1	8	8	0	0.0	0.0	0	0	0	0	0	0	0	0	0
12/16 vs. IND	1	1	8	8	0	0.0	0.0	0	0	0	0	0	0	0	0	0
12/23 vs. MIN	1	1	5	4	1	0.0	0.0	0	0	0	0	0	0	0	0	0
12/30 @ IND	1	1	3	1	2	0.0	0.0	0	0	0	0	1	0	0	0	0
2012 Totals	16	16	96	87	9	1.0	0.0	2	59	55	1	8	3	1	0	0

Manning's Career Statistics

				Tackles					Interceptions					Fumbles			
Year	Team	G	GS	Tot	Solo	Asst	Sk	Yds	No	Yds	Lg	TD	PD	FF	FR	Yds	TD
2006	Chi	16	14	64	47	17	0.0	0.0	2	26	15	0	7	4	1	0	0
2007	Chi	16	15	79	68	11	0.0	0.0	2	33	33	0	6	0	0	0	0
2008	Chi	14	1	27	22	5	1.0	9.0	1	42	42	0	4	0	0	0	0
2009	Chi	15	10	89	70	19	1.0	11.0	1	35	35	0	2	2	3	4	0
2010	Chi	16	16	72	59	13	0.0	0.0	1	0	0	0	7	0	0	0	0
2011	Hou	13	13	59	44	15	0.0	0.0	2	22	22	0	5	0	0	0	0
2012	Hou	16	16	96	87	9	1.0	0.0	2	59	55	1	8	3	1	0	0
NFL Totals		106	85	486	397	89	3.0	20.0	11	217	55	1	39	9	5	4	0

Manning's 2012 Season Highs

Tackles	10	vs. Jacksonville, 11/18/12
Fumble Recoveries	1	vs. Miami, 9/9/12
Interceptions	1	twice, most recent: at Chicago, 11/11/12
Forced Fumbles	1	three times, most recent: at Detroit, 11/22/12
Sacks	1	vs. Jacksonville, 11/18/12
Passes Defensed	2	twice, most recent: at Detroit, 11/22/12

Manning's Career Highs

Tackles	15	vs. Jacksonville, 11/2/08
Interceptions	2	vs. Buffalo, 11/21/10
Passes Defensed	5	vs. Baltimore, 11/8/09
Fumble Recoveries	1	four times, most recent: vs. Miami, 9/9/12
Blocked Kicks	1	twice: vs. Pittsburgh, 10/2/11; at Detroit, 9/30/07

Additional Statistics

Special Teams Tackles: 5 total; last at Pittsburgh (11/15/09)

MANNING, DANIEAL

Manning's 2012 Playoff Statistics

			Tackles					Interceptions					Fumbles			
Date, Opp	G	GS	Tot	Solo	Asst	Sk	Yds	No	Yds	Lg	TD	PD	FF	FR	Yds	TD
1/5/13 vs. CIN (WC)	1	1	1	1	0	0.0	0.0	0	0	0	0	0	0	0	0	0
2012 Totals	1	1	1	1	0	0.0	0.0	0	0	0	0	0	0	0	0	0

Manning's Career Playoff Statistics

			Tackles					Interceptions					Fumbles			
Date, Opp	G	GS	Tot	Solo	Asst	Sk	Yds	No	Yds	Lg	TD	PD	FF	FR	Yds	TD
1/14/07 vs. SEA (Div)	1	1	4	3	1	0.0	0.0	0	0	0	0	0	0	0	0	0
1/21/07 vs. NO (Conf)	1	1	1	1	0	0.0	0.0	0	0	0	0	0	0	1	0	0
2/4/07 vs. IND (SB)	1	1	6	5	1	0.0	0.0	0	0	0	0	0	0	0	0	0
1/16/11 vs. SEA (Div)	1	1	2	2	0	0.0	0.0	0	0	0	0	0	0	0	0	0
1/23/11 vs. GB (Conf)	1	1	6	5	1	0.0	0.0	0	0	0	0	0	0	0	0	0
1/7/12 vs. CIN (WC)	1	1	7	5	2	0.0	0.0	1	0	0	0	1	0	0	0	0
1/15/12 at BAL (Div)	1	1	9	8	1	0.0	0.0	0	0	0	0	1	0	0	0	0
1/5/13 vs. CIN (WC)	1	1	1	1	0	0.0	0.0	0	0	0	0	0	0	0	0	0
Career Totals	8	8	36	30	6	0.0	0.0	1	0	0	0	2	0	1	0	0

Manning's 2012 Season Statistics

	Kickoff Returns					Punt Returns					
Date, Opp	No	Yds	Avg	Lg	TD	No	FC	Yds	Avg	Lg	TD
9/9 vs. MIA	0	0	--	--	0	0	0	0	--	--	0
9/16 @ JAX	0	0	--	--	0	0	0	0	--	--	0
9/23 @ DEN	0	0	--	--	0	0	0	0	--	--	0
9/30 vs. TEN	0	0	--	--	0	0	0	0	--	--	0
10/8 @ NYJ	0	0	--	--	0	0	0	0	--	--	0
10/14 vs. GB	0	0	--	--	0	0	0	0	--	--	0
10/21 vs. BAL	0	0	--	--	0	0	0	0	--	--	0
11/4 vs. BUF	0	0	--	--	0	0	0	0	--	--	0
11/11 @ CHI	0	0	--	--	0	0	0	0	--	--	0
11/18 vs. JAX	0	0	--	--	0	0	0	0	--	--	0
11/22 @ DET	0	0	--	--	0	0	0	0	--	--	0
12/2 @ TEN	0	0	--	--	0	0	0	0	--	--	0
12/10 @ NE	0	0	--	--	0	0	0	0	--	--	0
12/16 vs. IND	0	0	--	--	0	0	0	0	--	--	0
12/23 vs. MIN	0	0	--	--	0	0	0	0	--	--	0
12/30 @ IND	1	18	18.0	18	0	0	0	0	--	--	0
2012 Totals	1	18	18.0	18	0	0	0	0	--	--	0

Manning's Career Statistics

		Kickoff Returns					Punt Returns					
Year	Team	No	Yds	Avg	Lg	TD	No	FC	Yds	Avg	Lg	TD
2006	Chi	1	20	20.0	20	0	0	0	0	--	--	0
2007	Chi	3	61	20.3	21	0	0	0	0	--	--	0
2008	Chi	36	1,070	29.7	83	1	0	0	0	--	--	0
2009	Chi	28	744	26.6	59	0	0	0	0	--	--	0
2010	Chi	33	816	24.7	62	0	0	0	0	--	--	0
2011	Hou	13	356	27.4	46	0	0	0	0	--	--	0
2012	Hou	1	18	18.0	18	0	0	0	0	--	--	0
NFL Totals		115	3,085	26.8	83	1	0	0	0	--	--	0

Manning's 2012 Season Highs

Kickoff Return Yards	18	at Indianapolis, 12/30/12

Manning's Career Highs

Kickoff Return Yards	187	at Houston, 12/28/08
Kickoff Return Long	83t	vs. New Orleans, 12/11/08
Kickoff Return TD	1	vs. New Orleans, 12/11/08

Manning's 2012 Playoff Statistics

	Kickoff Returns					Punt Returns					
Date, Opp	No	Yds	Avg	Lg	TD	No	FC	Yds	Avg	Lg	TD
1/5/13 vs. CIN (WC)	2	47	23.5	26	0	0	0	0	--	--	0
2012 Totals	2	47	23.5	26	0	0	0	0	--	--	0

Manning's Career Playoff Statistics

	Kickoff Returns					Punt Returns					
Date, Opp	No	Yds	Avg	Lg	TD	No	FC	Yds	Avg	Lg	TD
1/7/12 vs. CIN (WC)	0	0	--	--	0	0	0	0	--	--	0
1/15/12 at BAL (Div)	4	133	33.3	60	0	0	0	0	--	--	0
1/5/13 vs. CIN (WC)	2	47	23.5	26	0	0	0	0	--	--	0
Career Totals	6	180	30.0	60	0	0	0	0	--	--	0

KESHAWN MARTIN

WIDE RECEIVER

82

Height: 5-11 | Weight: 194 | College: Michigan State |
Hometown: Inkster, Mich. | Rookie |
1st with Texans | Age as of Kickoff Weekend 2012: 22 |
Acquired: D4a, 2012 (121st overall) | 2012 GP/GS: 16/1 |
Career GP/GS: 16/1 | Teams: Houston, 2012 |

TRANSACTIONS: Selected by Houston Texans in the fourth round (121st overall) of the 2012 NFL Draft... Signed by Texans on May 14, 2012.

2012 (Houston 16/1, 1/0):

- Made his Texans debut at wide receiver in the season opener vs. Miami (9/9)
- Caught two passes for 20 yards and had one carry for 21 yards ast Denver (9/23)
- Had 19 yards receiving on two receptions, including a long of 17 yards vs. Tennessee (9/30)
- Rushed one time for 14 yards at the New York Jets (10/8)
- Returned three kickoffs an average of 21.7 yards and had two punt returns including a long of 19 yards vs. Green Bay (10/14)
- Returned three kickoffs for 62 yards and notched two punt returns including a long of 26 yards vs. Buffalo (11/4)
- Made his first career start and caught his first career touchdown pass when he hauled in a 9-yard score in the first quarter to go along with 238 total return yards (76 punt returns, 162 kickoff returns) vs. Jacksonville (11/18)
- Averaged 24.2 yards on five kickoff returns at Detroit (11/22)
- Returned a first quarter punt 42 yards at Tennessee (12/2), his second return of more than 40 yards this season
- Averaged 21.0 yards on four kickoff returns and 8.0 yards on two punt returns vs. Minnesota (12/23)
- Had three kickoff returns for an average of 31.0 yards and a punt return for 23 yards at Indianapolis (12/30)
- Made his playoff debut and rushed once for a 16-yard pickup and returned two punts a total of 14 yards in the AFC Wild Card Playoff vs. Cincinnati (1/5/13)

COLLEGE:

- Four-year letter winner finished his career ranked second in Michigan State history in punt return yards (659), fourth in punt returns (65), eighth in kick return yards (1,100) and kick returns (47), 10th in all-purpose yards (4,013), 11th in receptions (127), 16th in receiving yards (1,714) and tied for 17th in touchdown receptions (10)
- Appeared in 48 games, including 16 starts
- Averaged 8.4 yards per carry in his career (64 carries for 540 rushing yards)
- Scored 17 total touchdowns in his career (10 receptions; three rush; two punt returns; one pass; one kick return)
- Accounted for touchdowns in five different ways in his career (rushing, receiving, passing, punt return and kick return)
- One of three Spartans in school history to return two punts for touchdowns
- Completed 8-of-9 passes in his career for 158 yards and two touchdowns
- Led the team with 59 plays of 20-plus yards and 17 plays of 40-plus yards for his career
- Compiled 337 all-purpose yards (84.3 ypg.), including 11 catches for 162 yards in four career bowl games
- Yahoo! Sports All-Big Ten second team as a punt returner for his senior season
- Second on the team with career highs of 66 receptions and 777 receiving and had four receiving touchdowns
- Led the team with 445 yards after the catch (YAC) led the team and ranked third in the Big Ten during his senior season
- 2010 first-team All-Big Ten as a punt returner by Rivals.com, CollegeFootballNews.com and Phil Steele
- Led the Big Ten and ranked 11th in the NCAA, averaging 14.2 yards on 16 punt returns his junior year
- Named to ESPN.com's Big Ten All-Bowl Team in 2009
- Accounted for a team-best 1,451 all-purpose yards, averaging 18.1 yards every time he touched the football (80 total touches)
- Accounted for 234 all-purpose yards, catching 11 passes for 132 yards (12.0 avg.), nine rushes for 51 yards (5.7 avg.) and completed 2-of-3 passes for 59 yards as a freshman

PERSONAL:

- Two-year starter at John Glenn High School in Westland, Mich. where he earned all-conference honors as a quarterback after accounting for 1,551 total yards and 17 touchdowns in 2007
- All-state (Division 1) selection as a defensive back in 2007 and Detroit News All-Metro West Team as a senior
- Also participated in basketball and track
- Majored in sociology

Martin's 2012 Season Statistics

Date, Opp	GP	GS	Rush	Yds	Avg	Lg	TD	Rec	Yds	Avg	Lg	TD
9/9 vs. MIA	1	0	0	0	--	--	0	0	0	--	--	0
9/16 @ JAX	1	0	0	0	--	--	0	0	0	--	--	0
9/23 @ DEN	1	0	1	21	21.0	21	0	2	20	10.0	18	0
9/30 vs. TEN	1	0	0	0	--	--	0	2	19	9.5	17	0
10/8 @ NYJ	1	0	1	14	14.0	14	0	0	0	--	--	0
10/14 vs. GB	1	0	0	0	--	--	0	2	24	12.0	12	0
10/21 vs. BAL	1	0	0	0	--	--	0	0	0	--	--	0
11/4 vs. BUF	1	0	1	1	1.0	1	0	0	0	--	--	0
11/11 @ CHI	1	0	0	0	--	--	0	0	0	--	--	0
11/18 vs. JAX	1	1	0	0	--	--	0	1	9	9.0	9	1
11/22 @ DET	1	0	1	17	17.0	17	0	2	17	8.5	11	0
12/2 @ TEN	1	0	0	0	--	--	0	0	0	--	--	0
12/10 @ NE	1	0	0	0	--	--	0	1	-4	-4.0	-4	0
12/16 vs. IND	1	0	0	0	--	--	0	0	0	--	--	0
12/23 vs. MIN	1	0	0	0	--	--	0	0	0	--	--	0
12/30 @ IND	1	0	0	0	--	--	0	0	0	--	--	0
2012 Totals	16	1	4	53	13.3	21	0	10	85	8.5	18	1

Martin's 2012 Season Highs

Receptions	2	four times, most recent at Detroit (17 yards), 11/22/12
Receiving Yards	24	vs. Green Bay (2 receptions), 10/14/12
Touchdowns	1	vs. Jacksonville, 11/18/12
Rushing Attempts	1	four times, most recent: at Detroit, 11/22/12
Rushing Yards	21	at Denver (1 attempt), 9/23/12

Martin's 2012 Season Statistics

	Kickoff Returns					Punt Returns					
Date, Opp	No	Yds	Avg	Lg	TD	No	FC	Yds	Avg	Lg	TD
9/9 vs. MIA	0	0	--	--	0	0	0	0	--	--	0
9/16 @ JAX	0	0	--	--	0	6	2	77	--	--	0
9/23 @ DEN	0	0	--	--	0	4	2	19	--	--	0
9/30 vs. TEN	0	0	--	--	0	4	0	34	--	--	0
10/8 @ NYJ	0	0	--	--	0	1	1	3	--	--	0
10/14 vs. GB	3	65	21.7	31	0	1	2	19	19.0	19	0
10/21 vs. BAL	1	17	17.0	17	0	4	0	9	2.3	7	0
11/4 vs. BUF	3	62	20.7	28	0	2	1	34	17.0	26	0
11/11 @ CHI	3	66	22.0	23	0	0	1	0	--	--	0
11/18 vs. JAX	5	162	32.4	54	0	2	2	76	38.0	71	0
11/22 @ DET	5	121	24.2	30	0	3	1	10	3.3	7	0
12/2 @ TEN	1	14	14.0	14	0	4	0	67	16.8	42	0
12/10 @ NE	2	39	19.5	27	0	2	1	1	0.5	1	0
12/16 vs. IND	1	18	18.0	18	0	2	1	12	6.0	12	0
12/23 vs. MIN	4	84	21.0	24	0	2	1	16	8.0	11	0
12/30 @ IND	3	93	31.0	23	0	1	0	23	23.0	23	0
2012 Totals	31	741	23.9	54	0	38	15	400	10.5	71	0

Martin's 2012 Returning Season Highs

Kickoff Return Yards	162	vs. Jacksonville (5 returns), 11/18/12
Kickoff Return Long	54	vs. Jacksonville, 11/18/12
Punt Return Yards	77	at Jacksonville (2 returns), 9/16/12
Punt Return Long	71	vs. Jacksonville, 11/18/12

TERRELL McCLAIN

NOSE TACKLE

97

Height: 6-2 | Weight: 300 | College: South Florida |
Hometown: Pensacola, Fla. | 2nd NFL Season |
1st with Texans | Age as of Kickoff Weekend 2012: 24 |
Acquired: FA-'12 | 2012 GP/GS: 5/0 | Career GP/GS: 17/12 |
Teams: Carolina, 2011; New England 2012; Houston, 2012 |

TRANSACTIONS: Selected by the Carolina Panthers in the third round (65th overall) of the 2011 NFL Draft...Signed by Panthers on Aug. 1, 2011...Placed on injured reserve on Dec. 6, 2011...Released by Panthers on Sept. 2, 2012...Signed by New England Patriots on Sept. 26, 2012...Released by Patriots on Oct. 3, 2012...Signed by Houston Texans on Oct. 29, 2012.

2012 (New England 1/0, Houston 4/0):

- Signed by New England Patriots (9/26) and made his season debut at Buffalo (9/30) before being released (10/3)
- Signed by Houston Texans (10/29) and dressed but did not play at Chicago (11/11)
- Made his Texans debut vs. Jacksonville (11/18)
- Inactive for three games

2011 (Carolina 12/12):

- Started 12 games at defensive tackle recording 20 tackles (14 solo), one sack and a fumble recovery before suffering a season-ending knee injury
- Recovered a John Beck fumble vs. Washington (10/23)
- Brought down Christian Ponder vs. Minnesota (10/30) for his first career sack
- Had three solo tackles vs. Tennessee (11/13)
- Had two solo tackles before leaving the game witht a left knee injury at Tampa Bay (12/4)
- Placed on injured reserve (12/6)

COLLEGE:

- Played in 50 games with 33 starts at South Florida gathering 89 tackles, 17 tackles for loss, 7.5 sacks, 10 quarterback pressures, two forced fumbles, one fumble recovery and one pass defensed
- First-team All-Big East choice as a senior in 2010, helping the Bulls rank 17th nationally in total defense, allowing 317.9 yards per game
- Started 13 games his senior season, posting 24 tackles, 4.5 tackles for loss, three sacks and team-high five quarterback pressures
- Played in 13 games with 11 starts as a junior in 2009 and was a key member of defensive unit that ranked second in the conference and 19th in the nation in scoring defense
- Played in 12 games with nine starts as a sophomore in 2008, notching 3.5 tackles for loss and three sacks
- Saw action in 12 games as a freshman in 2007

PERSONAL:

- Attended Pensacola (Fla.) High School where he recorded 65 tackles and eight sacks as a senior
- Class 3A first team all-state in 2006
- Majored in social sciences at South Florida

McClain's 2012 Season Statistics

			Tackles					Interceptions					Fumbles			
Date, Opp	G	GS	Tot	Solo	Asst	Sk	Yds	No	Yds	Lg	TD	PD	FF	FR	Yds	TD
9/9 vs. MIA	NOT WITH TEAM															
9/16 @ JAX	NOT WITH TEAM															
9/23 @ DEN	NOT WITH TEAM															
9/30 @ BUF*	1	0	0	0	0	0.0	0.0	0	0	0	0	0	0	0	0	0
10/8 @ NYJ	NOT WITH TEAM															
10/14 vs. GB	NOT WITH TEAM															
10/21 vs. BAL	NOT WITH TEAM															
11/4 vs. BUF	INACTIVE															
11/11 @ CHI	DID NOT PLAY															
11/18 vs. JAX	1	0	0	0	0	0.0	0.0	0	0	0	0	0	0	0	0	0
11/22 @ DET	1	0	0	0	0	0.0	0.0	0	0	0	0	0	0	0	0	0
12/2 @ TEN	1	0	1	0	1	0.0	0.0	0	0	0	0	0	0	0	0	0
12/10 @ NE	INACTIVE															
12/16 vs. IND	1	0	0	0	0	0.0	0.0	0	0	0	0	0	0	0	0	0
12/23 vs. MIN	1	0	0	0	0	0.0	0.0	0	0	0	0	0	0	0	0	0
12/30 @ IND	INACTIVE															
2012 Totals	6	0	1	0	1	0.0	0.0	0	0	0	0	0	0	0	0	0

McClain's Career Statistics

				Tackles					Interceptions					Fumbles			
Year	Team	G	GS	Tot	Solo	Asst	Sk	Yds	No	Yds	Lg	TD	PD	FF	FR	Yds	TD
2011	Car	12	12	20	14	6	1.0	0.0	0	0	0	0	0	0	1	0	0
2012	NE/Hou	6	0	1	0	1	0.0	0.0	0	0	0	0	0	0	0	0	0
NFL Totals		18	12	21	14	7	1.0	0.0	0	0	0	0	0	0	1	0	0

McClain's Career Highs

Tackles	4	vs. Minnesota, 10/30/11
Sacks	1	vs. Minnesota (C. Ponder), 10/30/11
Fumble Recoveries	1	vs. Washington, 10/23

McClain's 2011 Playoff Statistics

			Tackles					Interceptions					Fumbles			
Date, Opp	GP	GS	Tot	Solo	Asst	Sk	Yds	No	Yds	Lg	TD	PD	FF	FR	Yds	TD
1/5/13 vs. CIN (WC)	INACTIVE															
Playoff Totals	0	0	0	0	0	0.0	0.0	0	0	0	0	0	0	0	0	0

WHITNEY MERCILUS

OUTSIDE LINEBACKER

59

Height: 6-4 | Weight: 254 | College: Illinois |
Hometown: Akron, Ohio | Rookie |
1st with Texans | Age as of Kickoff Weekend 2012: 22 |
Acquired: D1, 2012 (26th overall) | 2012 GP/GS: 16/4 |
Career GP/GS: 16/4 | Teams: Houston, 2012 |

TRANSACTIONS: Selected by Houston Texans in the first round (26th overall) of the 2012 NFL Draft... Signed by Texans on June 14, 2012.

2012 (Houston 16/4, 1/0):

- Tied the Texans rookie record for sacks in a season with 6.0 sacks
- Made his Texans and NFL debut on outside linebacker in the season opener vs. Miami (9/9)
- Had a special teams tackle at Jacksonville (9/16) and at the New York Jets (10/8)
- Made two special teams tackles at Denver (9/23)
- Had one tackle vs. Green Bay (10/14)
- Registered his first career sack and forced a fumble when he dropped Joe Flacco for a 2-yard loss in the first quarter vs. Baltimore (10/21)
- Recorded two sacks and collected his second career forced fumble vs. Buffalo (11/4)
- Made two tackles (one solo) at Chicago (11/11)
- Collected a season-high four tackles at Detroit (11/22)
- Sacked Jake Locker twice for a toal loss of six yards and recovered a fumble at Tennessee (12/2)
- Sacked Tom Brady for a 7-yard loss in the third quarter at New England (12/10), giving him 6.0 sacks on the season, tying the franchise rookie sack record set by OLB Brooks Reed in 2011.
- Recorded four tackles (one solo) vs. Indianapolis (12/16)
- Made one tackle at Indianapolis (12/30)
- Made his postseason debut in the AFC Wild Card Playoff vs. Cincinnati (1/5/13)

COLLEGE:

- Started 15 of 37 games at Illinois, recording 81 tackles (42 solo) with 18.0 sacks (119 yards), 28 tackles for loss (150 yards), 11 forced fumbles and two fumble recoveries
- Tied for eighth in NCAA FBS history with 11 forced fumbles, which also ranks fifth on the Big Ten Conference all-time record chart and is second on the Illini all-time list (13 by Simeon Rice from 1992-95)
- Set a school and Big Ten single-season record with nine forced fumbles in 2011
- Tied Rice's 1994 school record of 16.0 sacks in 2011
- Third on the Illinois single-season tackle for loss chart with 22.5 in 2011
- Earned 2011 All-America and All-Big Ten Conference first-team honors from The NFL Draft Report as the scouting service named him the league's Player of the Year and National Defensive Lineman of the Year
- Mid-season All-America from Phil Steele's College Football and was selected National Defensive Lineman of the Week for his performance vs. Indiana (3.0 sacks) his senior season
- Led the nation in sacks per game (1.23) and fumbles forced per game (0.833) as a senior
- Recorded a career-high 57 tackles (28 solo) with 16.0 sacks (105 yards) to tie the school season-record that was first set by Simeon Rice in 1994
- Played in all 13 games, starting two games at weak-side defensive end his junior season
- Recorded 16 tackles (eight solo) with a 7-yard sack and three tackles for loss (11 yards) in 2010
- Recorded eight tackles (four solo), two assisted sacks (7 yards) and 3.5 tackles for loss (16 yards) in 2009
- Redshirted as a freshman

PERSONAL:

- Attended Garfield High School, played defensive end and tight end and earned Northeast Ohio Inland All-Star team, Cleveland Plain-Dealer Defensive All-Star team and All-District honors after leading the Rams to a 7-3 record in 2007
- A Prep Star All-Region and All-Akron City League choice, he recorded 36 solo tackles with a pair of sacks, six stops behind the line of scrimmage and four fumble recoveries, advancing one 36 yards for a score that year
- Community Health major

Mercilus' 2012 Season Statistics

			Tackles					Interceptions					Fumbles			
Date, Opp	G	GS	Tot	Solo	Asst	Sk	Yds	No	Yds	Lg	TD	PD	FF	FR	Yds	TD
9/9 vs. MIA	1	0	0	0	0	0.0	0.0	0	0	0	0	0	0	0	0	0
9/16 @ JAX	1	0	0	0	0	0.0	0.0	0	0	0	0	0	0	0	0	0
9/23 @ DEN	1	0	0	0	0	0.0	0.0	0	0	0	0	0	0	0	0	0
9/30 vs. TEN	1	0	0	0	0	0.0	0.0	0	0	0	0	0	0	0	0	0
10/8 @ NYJ	1	0	0	0	0	0.0	0.0	0	0	0	0	0	0	0	0	0
10/14 vs. GB	1	0	1	1	0	0.0	0.0	0	0	0	0	0	0	0	0	0
10/21 vs. BAL	1	0	1	1	0	1.0	2.0	0	0	0	0	1	1	0	0	0
11/4 vs. BUF	1	0	3	2	1	2.0	2.0	0	0	0	0	0	1	0	0	0
11/11 @ CHI	1	0	2	1	1	0.0	0.0	0	0	0	0	0	0	0	0	0
11/18 vs. JAX	1	0	0	0	0	0.0	0.0	0	0	0	0	0	0	0	0	0
11/22 @ DET	1	0	4	4	0	0.0	0.0	0	0	0	0	0	0	0	0	0
12/2 @ TEN	1	1	2	2	0	2.0	6.0	0	0	0	0	0	0	1	0	0
12/10 @ NE	1	1	5	2	3	1.0	7.0	0	0	0	0	0	0	0	0	0
12/16 vs. IND	1	1	4	1	3	0.0	0.0	0	0	0	0	0	0	0	0	0
12/23 vs. MIN	1	0	1	0	1	0.0	0.0	0	0	0	0	0	0	0	0	0
12/30 @ IND	1	1	1	0	1	0.0	0.0	0	0	0	0	0	0	0	0	0
2012 Totals	16	4	24	14	10	6.0	17.0	0	0	0	0	1	2	1	0	0

Mercilus's 2012 Season Highs

Tackles	5	at Detroit, 11/22/12
Sacks	2.0	twice, most recent: at Tennessee (J. Locker), 12/2/12
Forced Fumbles	1	twice, most recent: vs. Buffalo, 11/4/12
Fumble Recoveries	1	at Tennessee, 12/2/12

Mercilus' 2012 Playoff Statistics

			Tackles					Interceptions					Fumbles			
Date, Opp	GP	GS	Tot	Solo	Asst	Sk	Yds	No	Yds	Lg	TD	PD	FF	FR	Yds	TD
1/5/13 vs. CIN (WC)	1	0	0	0	0	0.0	0.0	0	0	0	0	0	0	0	0	0
2012 Totals	1	0	0	0	0	0.0	0.0	0	0	0	0	0	0	0	0	0

EARL MITCHELL

NOSE TACKLE

92

Height: 6-3 | Weight: 289 | College: Arizona |
Hometown: Galena Park, Texas | 3rd NFL Season |
3rd with Texans | Age as of Kickoff Weekend 2012: 24 |
Acquired: D3-'10 (81st overall) | 2012 GP/GS: 16/3 |
Career GP/GS: 47/3 | Teams: Houston, 2010-12 |

TRANSACTIONS: Selected by the Houston Texans in the third round (81st overall) of the 2010 NFL Draft... Signed by Texans on June 10, 2010.

CAREER:
- Has played in 47-of-48 games since being drafted in 2010 and has made 104 tackles, including 55 solos, along with 2.0 career sacks, one forced fumble, and one fumble recovery

2012 (Houston 16/3, 1/0):
- Assisted on two tackles in the season opener vs. Miami (9/9)
- Made two solo tackles at Jacksonville (9/16)
- Made three tackles (two solo) and knocked down two passes at the line at Denver (9/23)
- Had three tackles (two solo) vs. Tennessee (9/30)
- Made three tackles (one solo) at the New York Jets (10/8)
- Recorded a career-high seven tackles (four solo) vs. Green Bay (10/14)
- Made four tackles (one solo) vs. Baltimore (10/21)
- Assisted on two tackles vs. Buffalo (11/4)
- Made his first career start and recorded four tackles (three solo) at Chicago (11/11)
- Collected one tackle vs. Jacksonville (11/18)
- Recorded five tackles (one solo) at Detroit (11/22)
- Had a pass defensed and assisted on a tackle at Tennessee (12/2)
- Registered six tackles (three solo) and his first career forced fumble at New England (12/10)
- Made four tackles (one solo) vs. Indianapolis (12/16)
- Tallied three tackles (two solo) at Indianapolis (12/30)

2011 (Houston 16/0):
- Recorded a career-high 27 tackles and had one sack
- Recovered a fumble on special teams vs. Pittsburgh (10/2)
- Made two tackles (one solo) vs. Oakland (10/9)
- Made three solo tackles vs. Cleveland (11/6)
- Recorded his first sack of the season as part of a five-tackle (three solo) day vs. Carolina (12/18)
- Assisted on four tackles at Indianapolis (12/22)
- Had a career-high six tackles, including five solo stops, and one pass defensed in the season finale vs. Tennessee (1/1/12)
- Made his postseason debut and finished with four tackles (three solo), a sack for a loss of 9 yards and a pass defensed in AFC Wild Card playoff vs. Cincinnati (1/7/12)
- Contributed on one assisted tackle in the AFC Divisional playoff at Baltimore (1/15/12)

2010 (Houston 15/0):
- Saw action at defensive tackle in 15 games as a rookie and made 26 tackles (16 solo) including one sack
- Made his professional debut vs. Indianapolis (9/12)
- Had five tackles (one solo) vs. the New York Giants (10/10)
- Made four tackles (three solo) vs. Baltimore (12/13)
- Recorded his first career sack for an 8-yard loss at Tennessee (12/19)

COLLEGE:
- Played in 49 games with 37 starts for Arizona, starting 12-of-24 games at tight end/H-back, and all 25 games at defensive tackle
- On defense, he recorded 88 tackles (50 solos) with eight sacks for minus-42 yards, 18 stops for losses totaling 60 yards and one quarterback pressure
- Also caused one fumble, deflected two passes, and blocked one punt and on offense, he caught 14 passes for 174 yards (12.4 avg) and two touchdowns
- All-Pac 10 Conference second-team selection by the league's coaches and named to the preseason watch list for the Lombardi Award
- The defensive co-captain started 12 games and led Arizona defensive linemen with 48 tackles (34 solos) and earned Pac-10 Defensive Player of the Week honors vs. USC
- Shifted to the defensive side of the ball for his junior season, starting all 13 games at left defensive tackle and finished with 40 tackles (16 solos), 1.5 sacks for minus-10 yards, 5.5 stops for losses of 14 yards and a pass deflection
- Played in 12 games in 2007 at fullback and H-Back and caught five passes for 38 yards and a TD, adding an eight-yard kick return vs. UCLA
- Started seven games in 2006 at fullbackwhile seeing action in all 12 games as a true freshman and rushed four times for seven yards and caught nine passes for 136 yards

PERSONAL:
- Interdisciplinary studies major
- Resides in Houston, Texas and attended North Shore (Galena Park, Texas) High School
- Earned first-team All-District 23-5A honors, as well as SuperPrep All-Midlands and All-Southwest
- As a senior, helped his team to an 11-1 record, with their only loss coming in the area playoffs
- Rated the ninth-best tight end by Texas High School Football
- Listed as a Houston Chronicle Top 5 area receivers recruit, one of Dave Campbell's Texas Football Top 10 tight ends, and a Dallas Morning News State 100 selection
- Earned postseason Texas 100 honors from Rivals.com, as that recruiting service gave him a three-star rating

Mitchell's 2012 Season Statistics

			Tackles					Interceptions					Fumbles			
Date, Opp	G	GS	Tot	Solo	Asst	Sk	Yds	No	Yds	Lg	TD	PD	FF	FR	Yds	TD
9/9 vs. MIA	1	0	2	0	2	0.0	0.0	0	0	0	0	0	0	0	0	0
9/16 @ JAX	1	0	2	2	0	0.0	0.0	0	0	0	0	0	0	0	0	0
9/23 @ DEN	1	0	3	2	1	0.0	0.0	0	0	0	0	2	0	0	0	0
9/30 vs. TEN	1	0	3	2	1	0.0	0.0	0	0	0	0	0	0	0	0	0
10/8 @ NYJ	1	0	3	1	2	0.0	0.0	0	0	0	0	0	0	0	0	0
10/14 vs. GB	1	0	7	4	3	0.0	0.0	0	0	0	0	0	0	0	0	0
10/21 vs. BAL	1	0	4	1	3	0.0	0.0	0	0	0	0	0	0	0	0	0
11/4 vs. BUF	1	0	2	0	2	0.0	0.0	0	0	0	0	0	0	0	0	0
11/11 @ CHI	1	1	4	3	1	0.0	0.0	0	0	0	0	0	0	0	0	0
11/18 vs. JAX	1	1	1	1	0	0.0	0.0	0	0	0	0	0	0	0	0	0
11/22 @ DET	1	1	5	1	4	0.0	0.0	0	0	0	0	0	0	0	0	0
12/2 @ TEN	1	0	1	0	1	0.0	0.0	0	0	0	0	1	0	0	0	0
12/10 @ NE	1	0	6	3	3	0.0	0.0	0	0	0	0	0	1	0	0	0
12/16 vs. IND	1	0	4	1	3	0.0	0.0	0	0	0	0	0	0	0	0	0
12/23 vs. MIN	1	0	1	0	1	0.0	0.0	0	0	0	0	0	0	0	0	0
12/30 @ IND	1	0	3	2	1	0.0	0.0	0	0	0	0	0	0	0	0	0
2012 Totals	16	3	51	23	28	0.0	0.0	0	0	0	0	3	1	0	0	0

Mitchell's Career Statistics

			Tackles					Interceptions					Fumbles			
Year Team	G	GS	Tot	Solo	Asst	Sk	Yds	No	Yds	Lg	TD	PD	FF	FR	Yds	TD
2010 Hou	15	0	26	18	8	1.0	8.0	0	0	0	0	0	0	0	0	0
2011 Hou	16	0	27	14	13	1.0	0.0	0	0	0	0	1	0	1	0	0
2012 Hou	16	3	51	23	28	0.0	0.0	0	0	0	0	3	1	0	0	0
NFL Totals	47	3	104	55	49	2.0	8.0	0	0	0	0	4	1	1	0	0

Mitchell's 2012 Season Highs

Tackles	7	vs. Green Bay, 10/14/12
Passes Defensed	2	at Denver, 9/23/12
Forced Fumbles	1	at New England, 12/10/12

Mitchell's Career Highs

Tackles	7	vs. Green Bay, 10/14/12
Sacks	1.0	twice, most recent: vs. Carolina, 12/18/11
Forced Fumbles	1	at New England, 12/10/12

Mitchell's 2012 Playoff Statistics

			Tackles					Interceptions					Fumbles			
Date, Opp	GP	GS	Tot	Solo	Asst	Sk	Yds	No	Yds	Lg	TD	PD	FF	FR	Yds	TD
1/5/13 vs. CIN (WC)	1	0	1	1	0	0.0	0.0	0	0	0	0	0	0	0	0	0
2012 Totals	1	0	1	1	0	0.0	0.0	0	0	0	0	0	0	0	0	0

Mitchell's Career Playoff Statistics

			Tackles					Interceptions					Fumbles			
Date, Opp	GP	GS	Tot	Solo	Asst	Sk	Yds	No	Yds	Lg	TD	PD	FF	FR	Yds	TD
1/7/12 vs. CIN (WC)	1	0	4	3	1	1.0	9.0	0	0	0	0	1	0	0	0	0
1/15/12 at BAL (Div)	1	0	1	0	1	0.0	0.0	0	0	0	0	0	0	0	0	0
1/5/13 vs. CIN (WC)	1	0	1	1	0	0.0	0.0	0	0	0	0	0	0	0	0	0
Career Totals	3	0	6	4	2	1.0	9.0	0	0	0	0	1	0	0	0	0

CHRIS MYERS

CENTER

55

Height: 6-4 | Weight: 289 | College: Miami (Fla.) |
Hometown: Miami, Fla. | 8th NFL Season |
5th with Texans | Age as of Kickoff Weekend 2012: 30 |
Acquired: T-'08 (Denver) | 2012 GP/GS: 16/16 |
Career GP/GS: 121/96 | Teams: Denver, 2005-07; Houston 2008-12 |

TRANSACTIONS: Selected by Denver Broncos in sixth round (200th pick overall) of 2005 NFL Draft…Signed by Broncos on July 28, 2005…Waived by Broncos on Sept. 3, 2005…Re-signed by Broncos to practice squad on Sept. 4, 2005…Activated on Oct. 4, 2005…Traded by Broncos to Houston Texans for a sixth-round draft pick on March 17, 2008.

HONORS:
- Two-time Pro Bowl Selection (2012, 2013)
- Madden Protectors Award (Week 7, 2011; Week 4, 2012; Week 13, 2012)

CAREER:
- Joined the Texans via trade in 2008 and immediately stepped into the starting lineup
- Has played in 121 games with 96 starts in seven-plus NFL seasons
- Has blocked for four 1,000-yard performances and was part of a top-four NFL offense from 2008-10
- Has started 80 straight games at center for the Texans

2012 (Houston 16/16, 1/1):
- Part of an offensive line that cleared the way for Texans running backs to rush for 216 yards and three touchdowns while not allowing Matt Schaub to be sacked at Jacksonville (9/17)
- Helped provide protection for Matt Schaub, enabling him to tie a career-high with four touchdown passes at Denver (9/23)
- Helped Arian Foster rush for 152 yards and a touchdown at the New York Jets (10/8)
- Part of an offense that set a franchise record by scoring 43 points vs. Baltimore (10/21)
- Helped Foster go over 100 yards for the fourth time this season as he gained 111 yards on 24 carries and scored a touchdown vs. Buffalo (11/4)
- Part of an offense that set a franchise record with 640 yards of offense and tied the franchise scoring record with 43 points vs. Jacksonville (11/18) and put up another 501 yards at Detroit (11/22)
- Paved the way for Foster to rush for 140 yards while not allowing Schaub to be sacked in the AFC Wild Card Playoff vs. Cincinnati (1/5/13)

2011 (Houston 16/16):
- Elected to his first career Pro Bowl after helping the Texans set a franchise record and rank second in the NFL with 2,448 yards (153.0 per game)
- Paved the way for Ben Tate to rush for 116 yards vs. Indianapolis (9/11) and 103 yards at Miami (9/18)
- Provided pocket protection enabling Matt Schaub to throw for 373 yards and three touchdowns at New Orleans (9/25)
- Helped clear the way for Arian Foster to rush for 155 yards and a touchdown vs. Pittsburgh (10/2)
- Part of an offense that put up 518 total yards, the third-highest in team history, which included two 100-yard rushers and 100-yard receiver at Tennessee (10/23)
- Cleared holes on the offensive line enabling the Texans to rush for a franchise-record 261 yards, including two 100-yard rushers for the second time this season vs. Cleveland (11/6)
- Paved the way for Foster to become the first player to rush for more than 100 yards against the Atlanta defense this season when he went for 111 yards on 31 carries (12/4)
- Helped Foster go over 100 yards for the sixth time this season and over 1,000 yards rushing for the second consecutive season vs. Carolina (12/18)
- Cleared holes on the offensive line for Foster to rush for 153 yards in AFC Wild Card Playoff vs. Cincinnati (1/7/12)
- Paved the way for Foster to rush for 132 yards, the most Baltimore's defense has ever given up in a postseason game, in AFC Divisional Playoff game at Baltimore (1/15/12)

2010 (Houston 16/16):
- Started all 16 games for the fourth consecutive season and helped clear holes for Foster to rush for a team-record 1,616 yards
- Started at center and helped pave the way for Foster's franchise-record 231 yards rushing vs. Indianapolis (9/12)
- Provided pocket protection for QB Matt Schaub, enabling him to throw for a franchise-record 497 yards and three touchdowns at Washington (9/19)
- Helped Texans running backs rush for 249 yards while allowing no sacks at Oakland (10/3)
- Protected Schaub during his AFC Player of the Week performance vs. Kansas City (10/17)
- Started at center and cleared holes for Foster to rush for 127 yards vs. San Diego (11/7)
- Opened holes for Foster to rush for 143 yards vs. Tennessee (11/28)
- Starter at center at Denver (12/26), making a return to the city where he spent the first three years of his career
- Paved the way for Foster to rush for 180 yards vs. Jacksonville (1/2/11) and wrap up the 2010 NFL rushing title

2009 (Houston 16/16):
- Stated all 16 games for his third straight season
- Helped Schaub pass for his second consecutive 300 yard game vs. Jacksonville (9/27)
- Protected Schaub as he threw for 392 yards and four touchdowns at Cincinnati (10/18)
- Started at center vs. Tennessee (11/23) when Schaub had his second consecutive 300-yard passing game
- Helped the offense gain over 300 yards for the 11th consecutive game at Jacksonville (12/6)
- Part of the offensive line that blocked for Schaub as he threw for 365 yards and two touchdowns vs. Seattle (12/13) without allowing him to be sacked
- Blocked for Schaub at St. Louis (12/20), where he threw for 367 yards and was not sacked for the second consecutive game and fourth time of 2009

2008 (Houston 16/16):
- Started all 16 games in his first season in Houston
- Helped clear holes for rookie RB Steve Slaton to rush for a team-record 1,282 yards
- Part of a line the yielded a mere 32 sacks on the season
- One of three Texans offensive linemen to take every snap during the season

2007 (Denver 16/16):
- Moved into the starting lineup for the first time and started all 16 games
- Opened the first five contests at left guard before sliding inside to center for the last 11 games
- Part of a line that paved the way for a ground attack that averaged 4.6 yards per carry, ranking fifth-best in the NFL, and yielded only 32 sacks
- One of only three Denver players (CB Champ Bailey and LB D.J. Williams) to be whistled for only one penalty all year

2006 (Denver 16/0):
- Saw action on special teams in all 16 games in his second pro season

2005 (Denver 9/0):
- Saw action in nine games as a rookie, playing on special teams and also contributed in both Denver postseason contests
- Spent the first four weeks of the season on the Broncos practice squad before being signed to the 53-man roster (10/4)
- Inactive for three games before he made his NFL debut on special teams vs. Philadelphia (10/30)

COLLEGE:
- Three-year starter at Miami (Fla.), playing in a total of 45 games with 38 starts
- Started at both guard positions, right tackle and center and finished his career earning all-conference recognition as a junior and senior
- Was a second-team All-Atlantic Coast Conference selection as a senior, starting all 12 games at right tackle for the Peach Bowl champions and concluding his career by starting his final 38 games played
- Second-team All-Big East Conference as a junior
- College teammate of current Texans T Rashad Butler, and WR Andre Johnson and at Miami
- Graduated with a bachelor's degree, studying history, political science and sports administration

PERSONAL:
- Earned All-State and All-Dade County honors as a senior at Palmetto High School in Miami despite the fact that he did not start playing football until 10th grade for the Panthers
- Played in the prestigious Florida vs. California All-Star game as a senior
- Won the NFL's Punt, Pass and Kick competition as a child
- Grandfather was a longtime NFL referee

Myers' Career Statistics
- Games/Starts: 2005: 16/0, 2006: 16/0, 2007: 16/16, 2008: 16/16, 2009: 16/16; 2010: 16/16; 2011: 16/16; 2012: 16/16; Totals: 121/96.
- Postseason Games/Starts: 2005: 2/0, 2011: 2/2; 2012: 1/1; Totals: 5/3.
- Tackles: 5 total; 2007 – 1, 2008 – 2, 2009 – 1, 2010 – 1.

JESSE NADING

OUTSIDE LINEBACKER

57

Height: 6-5 | Weight: 261 | College: Colorado State |
Hometown: Highlands Ranch, Colo. | 4th NFL Season |
4th with Texans | Age as of Kickoff Weekend 2012: 27 |
Acquired: CFA-'08 | 2012 GP/GS: 16/0 |
Career GP/GS: 39/0 | Teams: Houston, 2008-12 |

TRANSACTIONS: Signed by Houston Texans as an undrafted free agent on May 8, 2008…Released by Texans on Aug. 29, 2008…Re-signed by Texans to practice squad on Aug. 31, 2008…Signed by Texans to active roster on Nov. 19, 2008...Released by Texans on Sept. 5, 2009...Signed by Texans to practice squad on Sept. 6, 2009...Signed by Texans to active roster on Nov. 4, 2009...Released by Texans on Nov. 17, 2009...Signed by Texans to practice squad on Nov. 19, 2009...Re-signed by Texans on Jan. 5, 2010... Released by Texans on Sept. 5, 2011...Signed by Texans to practice squad on Sept. 7, 2011...Signed by Texans to active roster on Oct. 12, 2011.

CAREER:
- Worked his way up from the practice squad to the active roster for the final six games of the 2008 season and again for one game in 2009 before playing in 31 games over the last two-plus years
- Has recorded 17 tackles in 39 games

2012 (Houston 16/0, 1/0):
- Assisted on a special teams tackle in the season opener vs. Miami (9/9)
- Made a special teams tackle at Jacksonville (9/16)
- Named the Special Teams Player of the Game after rmaking a special teams tackle and assisting on another at Denver (9/23)
- Recorded a special teams tackle vs. Tennessee (9/30)
- Had two tackles (one solo) vs. Green Bay (10/14)
- Registered a special teams tackle vs. Jacksonville (11/18)
- Made a tackle on special teams at Detroit (11/22)
- Recorded a special teams tackle at Tennessee (12/2)
- Registered a tackle at New England (12/10)
- Collected two tackles on special teams vs. Minnesota (12/23)

2011 (Houston 11/0):
- Tied for second on the team with eight special teams tackles
- Signed from practice squad to active roster (10/12)
- Made his season debut at Baltimore (10/16)
- Forced a fumble on the opening kick of the second half at Tennessee (10/23)
- Was named the Special Teams Player of the Game after recording three special teams tackles and recovering an onside kick at Tampa Bay (11/13)
- Registered his first partial sack of the season when he teamed with Bryan Braman to sack Tennessee QB Matt Hasselbeck for a 7-yard loss in the season finale vs. Tennessee (1/1/12)
- Made his postseason debut on special teams in AFC Wild Card Playoff vs. Cincinnati (1/7/12)
- Recorded one solo tackle and one forced fumble on special teams in AFC Divisional Playoff at Baltimore (1/15/12)

2010 (Houston 5/0):
- Saw action in the first five games of the season before suffering a season-ending injury
- Totaled seven tackles (three solo) and 0.5 sacks
- Assisted on two tackles (0.5 sacks) and had one quarterback hit vs. Indianapolis (9/12)
- Had two tackles (two solo) and one pass defensed at Washington (9/19)
- Assisted on two tackles vs. Dallas (9/26)
- Made one solo tackle vs. the New York Giants (10/10)
- Placed on injured reserve with a knee injury (12/7)

2009 (Houston 1/0):
- Spent the first eight games of the season on the practice squad before being promoted to the active roster (11/4)
- Made his season debut for the Texans at Indianapolis (11/8) both on the defensive line and on special teams

2008 (Houston 6/0):
- Played in six games and registered four total tackles after spending the first 11 weeks of the season on the Texans practice squad
- Made his NFL debut at Cleveland (11/23) after being signed to the active roster earlier in the week (11/19)
- Played at defensive end and registered two solo tackles at Green Bay (12/7) and also had one assist on special teams
- Posted one solo tackle on defense and also played on special teams in the season finale vs. Chicago (12/28)

COLLEGE:
- Started all 12 games at defensive end as a senior for Colorado State in 2007, collecting 56 tackles (19 solo), six tackles for loss, three sacks, one interception, one pass breakup and three fumble recoveries
- Garnered second-team all-conference honors.
- Voted team captain before each of CSU's 12 games, the only Rams defender to receive that honor for each contest and received consideration for the National Scholar Athlete Award, the Draddy Trophy and the Ted Hendricks Award
- Named to the preseason all-MWC first team by Athlon and to the second team by Lindy's as a junior
- Honorable mention all-conference after his sophomore season and was also recognized by ESPN The Magazine as a second-team academic all-district choice, and earned a spot on the conference's academic team
- Finished his sophomore season with 56 tackles, sixth on the team and most by a Rams defensive lineman
- Business administration major

PERSONAL:
- Attended Thunder Ridge High School in Highlands Ranch (Colo.)
- Named the state's Class 4A Defensive Player of the Year in 2002
- Two-time all-state football selection, also was chosen to all-state basketball and baseball teams in 2002
- Named by the Denver Post as the state's Defensive Player of the Year as a senior
- Helped Thunder Ridge to 2002 and `03 state basketball titles in Class 4A
- Led Thunder Ridge to 2001 state 4A football championship
- Named the Thunder Ridge Interscholastic Award winner for excellence in athletics and education

Nading's 2012 Season Statistics

			Tackles					Interceptions				Fumbles				
Date, Opp	G	GS	Tot	Solo	Asst	Sk	Yds	No	Yds	Lg	TD	PD	FF	FR	Yds	TD
9/9 vs. MIA	1	0	0	0	0	0.0	0.0	0	0	0	0	0	0	0	0	0
9/16 @ JAX	1	0	0	0	0	0.0	0.0	0	0	0	0	0	0	0	0	0
9/23 @ DEN	1	0	0	0	0	0.0	0.0	0	0	0	0	0	0	0	0	0
9/30 vs. TEN	1	0	0	0	0	0.0	0.0	0	0	0	0	0	0	0	0	0
10/8 @ NYJ	1	0	0	0	0	0.0	0.0	0	0	0	0	0	0	0	0	0
10/14 vs. GB	1	0	2	1	1	0.0	0.0	0	0	0	0	0	0	0	0	0
10/21 vs. BAL	1	0	0	0	0	0.0	0.0	0	0	0	0	0	0	0	0	0
11/4 vs. BUF	1	0	0	0	0	0.0	0.0	0	0	0	0	0	0	0	0	0
11/11 @ CHI	1	0	0	0	0	0.0	0.0	0	0	0	0	0	0	0	0	0
11/18 vs. JAX	1	0	0	0	0	0.0	0.0	0	0	0	0	0	0	0	0	0
11/22 @ DET	1	0	0	0	0	0.0	0.0	0	0	0	0	0	0	0	0	0
12/2 @ TEN	1	0	0	0	0	0.0	0.0	0	0	0	0	0	0	0	0	0
12/10 @ NE	1	0	1	0	1	0.0	0.0	0	0	0	0	0	0	0	0	0
12/16 vs. IND	1	0	0	0	0	0.0	0.0	0	0	0	0	0	0	0	0	0
12/23 vs. MIN	1	0	0	0	0	0.0	0.0	0	0	0	0	0	0	0	0	0
12/30 @ IND	1	0	0	0	0	0.0	0.0	0	0	0	0	0	0	0	0	0
2012 Totals	16	0	3	1	2	0.0	0.0	0	0	0	0	0	0	0	0	0

Nading's Career Statistics

				Tackles					Interceptions				Fumbles				
Year	Team	G	GS	Tot	Solo	Asst	Sk	Yds	No	Yds	Lg	TD	PD	FF	FR	Yds	TD
2008	HOU	6	0	4	3	1	0.0	0.0	0	0	0	0	0	0	0	0	0
2009	HOU	1	0	0	0	0	0.0	0.0	0	0	0	0	0	0	0	0	0
2010	HOU	5	0	7	3	4	0.5	3.5	0	0	0	0	1	0	0	0	0
2011	HOU	11	0	3	2	1	0.5	3.5	0	0	0	0	0	0	1	0	0
2012	HOU	16	0	3	1	2	0.0	0.0	0	0	0	0	0	0	0	0	0
NFL Totals		39	0	17	9	8	1.0	7.0	0	0	0	0	1	0	1	0	0

Nading's Career Highs

Tackles	2	three times, most recent: vs. Green Bay, 10/14/12
Sacks	0.5	twice, most recent: vs. Tennessee, 1/1/12
Passes Defensed	1	at Washington, 9/19/10
Fumbles Recovered	1	vs. Tennessee, 1/1/12

Nading's 2012 Playoff Statistics

			Tackles					Interceptions				Fumbles				
Date, Opp	GP	GS	Tot	Solo	Asst	Sk	Yds	No	Yds	Lg	TD	PD	FF	FR	Yds	TD
1/5/13 vs. CIN (WC)	1	0	0	0	0	0.0	0.0	0	0	0	0	0	0	0	0	0
2012 Totals	1	0	0	0	0	0.0	0.0	0	0	0	0	0	0	0	0	0

Nading's Career Playoff Statistics

			Tackles					Interceptions				Fumbles				
Date, Opp	GP	GS	Tot	Solo	Asst	Sk	Yds	No	Yds	Lg	TD	PD	FF	FR	Yds	TD
1/7/12 vs. CIN (WC)	1	0	0	0	0	0.0	0.0	0	0	0	0	0	0	0	0	0
1/15/12 at BAL (Div)	1	0	0	0	0	0.0	0.0	0	0	0	0	0	0	0	0	0
1/5/13 vs. CIN (WC)	1	0	0	0	0	0.0	0.0	0	0	0	0	0	0	0	0	0
Career Totals	3	0	0	0	0	0.0	0.0	0	0	0	0	0	0	0	0	0

DEREK NEWTON

TACKLE

75

Height: 6-6 | Weight: 307 | College: Arkansas State |
Hometown: Utica, Miss. | 2nd NFL Season |
2nd with Texans | Age as of Kickoff Weekend 2012: 24 |
Acquired: D7, 2011 (214th overall) | 2012 GP/GS: 14/14 |
Career GP/GS: 28/14 | Teams: Houston, 2011-12 |

TRANSACTIONS: Selected by Houston Texans in the seventh round (214th overall) in the 2011 NFL Draft... Signed by the Texans on July 31, 2011.

HONORS:
- Madden Protectors Award (Week 4, 2012; Week 13, 2012)

2012 (Houston 14/14, 1/1):
- Made the first start of his NFL career at right tackle in the season opener vs. Miami (9/9)
- Part of an offensive line that cleared the way for Texans running backs to rush for 216 yards and three touchdowns while not allowing Matt Schaub to be sacked at Jacksonville (9/17)
- Helped provide protection for Matt Schaub, enabling him to tie a career-high with four touchdown passes at Denver (9/23)
- Helped Arian Foster rush for 152 yards and a touchdown at the New York Jets (10/8)
- Part of an offense that set a franchise record by scoring 43 points vs. Baltimore (10/21)
- Helped Foster go over 100 yards for the fourth time this season as he gained 111 yards on 24 carries and scored a touchdown vs. Buffalo (11/4)
- Part of an offense that set a franchise record with 640 yards of offense and tied the franchise scoring record with 43 points vs. Jacksonville (11/18) and put up another 501 yards at Detroit (11/22)
- Inactive at Tennessee (12/2) and at New England (12/10)
- Paved the way for Foster to rush for 140 yards while not allowing Schaub to be sacked in the AFC Wild Card Playoff vs. Cincinnati (1/5/13)

2011 (Houston 14/0):
- Played in 14 games, primarily on special teams, after being inactive for the first two games of the regular season
- Made his professional debut blocking for a Neil Rackers field goal attempt in the first quarter at New Orleans (9/25)
- Made his postseason debut and saw action on special teams in AFC Wild Card Playoff vs. Cincinnati (1/7/12)

COLLEGE:
- Earned first-team All-Sun Belt accolades after starting all 12 games at right tackle in 2010
- Garnered second-team All-Sun Belt honors in 2009 and received the Gary Withrow Award, given to the Red Wolves' most outstanding offensive lineman
- Was the only lineman on the team to start every game in 2009 and helped lead the Red Wolves to 21 rushing touchdowns, the third most in the conference
- Paved the way for three different ASU players rushing for over 100 yards in at least one game
- Was part of ASU's line that helped the offense gain its most yards of total offense (484) against an FBS opponent since the 2007 season
- Redshirted in 2008
- First Team All-State selection at Hinds Community College
- Played in the Mississippi Junior College All-Star Game

PERSONAL:
- Helped lead Hinds Agricultural High School to a 10-0 regular-season record as a senior, earning All-Metro and All-District honors
- Named Most Improved Player as a senior

Newton's Career Statistics
- Games/Starts: 2011: 14/0; 2012: 14/14; Totals: 28/14.
- Postseason Games/Starts: 2011: 2/0; 2012: 1/0; Totals: 3/1.

EDDIE PLEASANT

STRONG SAFETY

35

Height: 5-10 | Weight: 213 | College: Oregon |
Hometown: Compton, Calif. | Rookie |
1st with Texans | Age as of Kickoff Weekend 2012: 23 |
Acquired: CFA-'12 | 2012 GP/GS: 2/0 |
Career GP/GS: 2/0 | Teams: Houston, 2012 |

TRANSACTIONS: Signed with Houston Texans on May 14, 2012...Released by Texans on Aug. 31, 2012... Signed by Texans to practice squad on Sept. 1, 2012...Signed by Texans to active roster on Dec. 21, 2012.

2012 (Houston 2/0, 1/0):

- Made his Texans and NFL debut making a special teams tackle vs. Minnesota (12/23)
- Made his postseason debut in the AFC Wild Card Playoff vs. Cincinnati (1/5/13)

COLLEGE:

- Saw action in 51 career games for Oregon, including 37 career starts
- Named to 2011 All-Pac-12 first team and shared team honors of most inspirational player
- Oregon's starting rover/strong safety for all 13 games in 2010 ranked fifth on the team with 65 tackles
- Made a season-high four stops (three solo) and broke up two passes vs. UCLA in 2008

PERSONAL:

- Attended Kennedy High School
- Received all-Orange Country player of the year, all-state and defensive player of the year accolades
- Tallied 57 tackles, 1.5 quarterback sacks, one interception and one blocked field goal as a prep senior

Pleasant's 2012 Season Statistics

			Tackles					Interceptions						Fumbles			
Date, Opp	G	GS	Tot	Solo	Asst	Sk	Yds	No	Yds	Lg	TD	PD	FF	FR	Yds	TD
9/9 vs. MIA						PRACTICE SQUAD										
9/16 @ JAX						PRACTICE SQUAD										
9/23 @ DEN						PRACTICE SQUAD										
9/30 vs. TEN						PRACTICE SQUAD										
10/8 @ NYJ						PRACTICE SQUAD										
10/14 vs. GB						PRACTICE SQUAD										
10/21 vs. BAL						PRACTICE SQUAD										
11/4 vs. BUF						PRACTICE SQUAD										
11/11 @ CHI						PRACTICE SQUAD										
11/18 vs. JAX						PRACTICE SQUAD										
11/22 @ DET						PRACTICE SQUAD										
12/2 @ TEN						PRACTICE SQUAD										
12/10 @ NE						PRACTICE SQUAD										
12/16 vs. IND						PRACTICE SQUAD										
12/23 vs. MIN	1	0	0	0	0	0	0	0	0	0	0	0	0	0	0	0
12/30 @ IND	1	0	0	0	0	0	0	0	0	0	0	0	0	0	0	0
2012 Totals	2	0	0	0	0	0.0	0.0	0	0	0	0	0	0	0	0	0

Pleasant's 2012 Playoff Statistics

			Tackles					Interceptions						Fumbles			
Date, Opp	GP	GS	Tot	Solo	Asst	Sk	Yds	No	Yds	Lg	TD	PD	FF	FR	Yds	TD
1/5/13 vs. CIN (WC)	1	0	0	0	0	0.0	0.0	0	0	0	0	0	0	0	0	0
2012 Totals	1	0	0	0	0	0.0	0.0	0	0	0	0	0	0	0	0	0

DeVIER POSEY

WIDE RECEIVER

11

Height: 6-1 | Weight: 208 | College: Ohio State |
Hometown: Cincinnati, Ohio | Rookie |
1st with Texans | Age as of Kickoff Weekend 2012: 22 |
Acquired: D3a, 2012 (68th overall) | 2012 GP/GS: 11/0 |
Career GP/GS: 11/0 | Teams: Houston, 2012 |

TRANSACTIONS: Selected by Houston Texans in the third round (68th overall) of the 2012 NFL Draft... Signed by Texans on July 24, 2012.

2012 (Houston 11/0, 1/0):

- Inactive for four games of the season
- Made his professional debut when he came into the game at wide receiver on the opening drive vs. Tennessee (9/30)
- Recovered a blocked punt in the end zone for a touchdown, the first of his career, vs. Green Bay (10/14)
- Caught the first pass of his NFL career, a 19-yard reception from T.J. Yates in the fourth quarter to set up a touchdown at New England (12/10)
- Caught three passes for 46 yards vs. Indianapolis (12/16)
- Had one reception for six yards vs. Minnesota (12/23)
- Caught one pass for 16 yards at Indianapolis (12/30)
- Made his playoff debut and made two special teams tackles in the AFC Wild Card Playoff vs. Cincinnati (1/5/13)

COLLEGE:

- Started 29-of-41 games ranking seventh in school history with 136 receptions and 18 touchdowns and eighth with 1,955 yards receiving
- Scored 108 career points
- Ranks sixth on the OSU single-season receptions list with 60 in 2008
- Had 9 yards on four punt returns and 24 yards on one kickoff return for his career
- Started each of the team's final three games after being suspended the first 10 games of the 2011 season
- Finished fourth on the team with 12 receptions for 162 yards (13.5 ypc) and two touchdowns
- 2010 Biletnikoff Award (nation's top receiver) and Hornung Trophy (most versatile player in college) watch list member
- Received All-Big Ten honorable mention after placing ninth in the conference with 4.08 receptions and seventh with 65.23 receiving yards per game his junior season
- Started all 13 games in 2010, ranking second on the team with 53 receptions for 848 yards (16.0 average) and seven touchdowns
- Started all 13 games as a sophomore and led the team with 60 receptions (sixth on the school season-record list) for 828 yards (13.8 average) and eight touchdowns
- Ranked sixth in the Big Ten Conference with an average of 4.62 receptions and seventh with 63.69 yards receiving per game
- Played in 12 games as a reserve flanker his freshman year, finishing fifth on the team with 11 receptions for 117 yards (10.6 average) and one touchdown

PERSONAL:

- Attended LaSalle High School in Cincinnati, Ohio, where he was an All-Ohio, All-Cincinnati, All-League and All-District receiver
- Pulled in 33 passes for 750 yards and nine scores as a junior, completing his prep career with 47 receptions for 770 yards and seven more scores in 2007
- Lettered three times with the basketball team and also made his mark with the track team, as he still holds the school records in the 200 (21.5) and 400 (47.78) meters
- Communication major, with a minor in management and industry

Posey's 2012 Season Statistics

Date, Opp	GP	GS	Rush	Yds	Avg	Lg	TD	Rec	Yds	Avg	Lg	TD
9/9 vs. MIA						INACTIVE						
9/16 @ JAX						INACTIVE						
9/23 @ DEN						INACTIVE						
9/30 vs. TEN	1	0	0	0	--	--	0	0	0	--	--	0
10/8 @ NYJ	1	0	1	-3	-3.0	-3	0	0	0	--	--	0
10/14 vs. GB	1	0	0	0	--	--	0	0	0	--	--	0
10/21 vs. BAL	1	0	0	0	--	--	0	0	0	--	--	0
11/4 vs. BUF						DID NOT PLAY						
11/11 @ CHI	1	0	0	0	--	--	0	0	0	--	--	0
11/18 vs. JAX	1	0	0	0	--	--	0	0	0	--	--	0
11/22 @ DET						INACTIVE						
12/2 @ TEN	1	0	0	0	--	--	0	0	0	--	--	0
12/10 @ NE	1	0	0	0	--	--	0	1	19	19.0	19	0
12/16 vs. IND	1	0	0	0	--	--	0	3	46	15.3	36	0
12/23 vs. MIN	1	0	0	0	--	--	0	1	6	6.0	6	0
12/30 @ IND	1	0	0	0	--	--	0	1	16	16.0	16	0
2012 Totals	11	0	1	-3	-3.0	-3	0	6	87	14.5	36	0

Posey's 2012 Season Highs

Receptions	3	vs. Indianapolis (46 yards), 12/16/12
Receiving Yards	46	vs. Indianapolis (3 receptions), 12/16/12
Rushing Attempts	1	at New York Jets, 10/8/12
Rushing Yards	-3	at New York Jets, 10/8/12

Posey's 2012 Playoff Statistics

Date, Opp	GP	GS	Rush	Yds	Avg	Lg	TD	Rec	Yds	Avg	Lg	TD
1/5/13 vs. CIN (WC)	1	0	0	0	--	--	0	0	0	--	--	0
2012 Totals	1	0	0	0	--	--	0	0	0	--	--	0

GLOVER QUIN

FREE SAFETY

29

Height: 6-0 | Weight: 209 | College: New Mexico |
Hometown: Summitt, Miss. | 4th NFL Season |
4th with Texans | Age as of Kickoff Weekend 2012: 26 |
Acquired: D4, 2009 (112th overall) | 2012 GP/GS: 16/16 |
Career GP/GS: 63/60 | Teams: Houston, 2009-2012 |

TRANSACTIONS: Selected by Houston Texans in the fourth round (112th pick overall) of the 2009 NFL Draft...Signed with Texans on July 17, 2009.

HONORS:
- AFC Defensive Player of the Week (Week 12, 2010)

CAREER:
- Has played in 63 games in his career with 60 starts making 333 tackles (276 solo), five interceptions, one sack, two forced fumbles and three fumble recoveries
- Played cornerback for his first two pro seasons before transitioning to safety in 2011

2012 (Houston 16/16, 1/1):
- Made seven tackles (five solo) and forced fumble in the season opener vs. Miami (9/9)
- Had four tackles (three solo) at Jacksonville (9/16)
- Made five tackles (four solo) and broke up two passes at Denver (9/23)
- Registered the first sack of his career when he dropped Jake Locker for an 8-yard loss in the first quarter vs. Tennessee (9/30)
- Made six tackles (five solo) at the New York Jets (10/8)
- Had a season-high eight solo tackles and broke up two passes vs. Green Bay (10/14)
- Intercepted his first pass of the season when he picked off a deflected pass in the second quarter vs. Baltimore (10/21)
- Made a season-high nine tackles (eight solo) vs. Buffalo (11/4)
- Collected six tackles (six solo) and recorded a forced fumble at Chicago (11/11)
- Registered three tackles vs. Jacksonville (11/18)
- Recorded nine tackles (seven solo) and three passes defensed at Detroit (11/22)
- Intercepted a Jake Locker pass and returned it 22 yards and also collected nine tackles (eight solo) at Tennessee (12/2)
- Had six tackles (four solo) and a pass defensed at New England (12/10)
- Collected six tackles (five solo) and a pass defensed vs. Indianapolis (12/16)
- Registered a season-high 10 tackles (nine solo) vs. Minnesota (12/23)
- Made five tackles (three solo) at Indianapolis (12/30)
- Tallied two tackles and three passes defensed in AFC Wild Card Playoff vs. Cincinnati (1/5/13)

2011 (Houston 16/16):
- Ranked second on the team with 77 tackles (59 solo)
- Made four tackles (two solo) and one pass defensed in the season opener vs. Indianapolis (9/11)
- Made four solo tackles and recovered a fumble at Miami (9/18)
- Tied for the team lead with eight tackles (six solo) at New Orleans (9/25)
- Made four tackles (two solo) and had two passes defensed vs. Oakland (10/9)
- Was second on the team with seven tackles (six solo) at Baltimore (10/16)
- Made four tackles (three solo) and broke up a pass vs. Jacksonville (10/30)
- Had six solo tackles vs. Cleveland (11/6)
- Made seven tackles (six solo) and had one pass defensed at Jacksonville (11/27)
- Tied for the team lead with six tackles (four solo) and broke up two passes vs. Atlanta (12/4)
- Broke up pass and had five tackles (four solo) at Cincinnati (12/11) and vs. Carolina (12/18)
- Had five solo stops in the season finale vs. Tennessee (1/1/12)
- Started in his postseason debut and finished with five tackles (four solo) in AFC Wild Card Playoff vs. Cincinnati (1/7/12)
- Recorded three tackles (two solo) in AFC Divisional playoff at Baltimore (1/15/12)

2010 (Houston 16/16):
- Started at cornerback for all 16 games and made 85 tackles (71 solo) in his sophomore campaign along with three interceptions, two fumble recoveries and one forced fumble
- Made four tackles (three solo) and recovered a fumble vs. Indianapolis (9/12)
- Tied for the team lead with eight tackles (five solo) at Washington (9/19)
- Had two solo tackles and recovered a fumble vs. San Diego (11/7)
- Led the defense with 13 solo tackles, including one for a loss, and had one pass defensed at Jacksonville (11/14)
- Set a franchise record with three interceptions, his first three as a pro, while adding four tackles (three solo) and five passes defensed vs. Tennessee (11/28) which earned him AFC Defensive Player of the Week honors
- Made eight solo tackles at Denver (12/26)
- Made five tackles (four solo) and forced a fumble vs. Jacksonville (1/2/11)

2009 (Houston 15/12):
- Saw action in 15 games (12 starts) as a rookie and made 64 tackles (54 solo) and had 11 passes defensed
- Made his NFL debut vs. the New York Jets (9/13) as the nickel corner and recorded four tackles, including three solos, and had one tackle on special teams
- Made his first NFL start vs. Oakland (10/4) and responded with five tackles (four solo) including two tackles for a loss
- Made seven tackles (five solo) in Texans win at Buffalo (11/1)
- Made his sixth consecutive start at cornerback and made six solo tackles and had four passes defensed at Indianapolis (11/8)
- Made eight tackles (seven solo) including one for a loss vs. Seattle (12/13)
- Tied for the team lead with seven tackles (six solo) and had two passes defensed vs. New England (1/3/10)

COLLEGE:
- Played in 36 career games (34 starts)
- Earned consensus first team all-MWC honors in 2008 after being an Honorable Mention pick his first two years
- Named 2007 1st team all-MWC selection when he helped lead the Lobos pass defense to a No. 20 national ranking
- Finished his career with 156 tackles, a school record 32 pass break-ups and seven interceptions
- Graduated with a degree in Business Administration in December 2008

PERSONAL:
- Attended North Pike High School in Summit, Miss. where he was a four-year letterman in football and basketball and was the Jaguars' team MVP in both sports as a senior
- Totaled 2,552 rushing yards, 224 tackles and 13 interceptions in his prep career
- Played for head coach Adam Barron and received the U.S. Army Scholar-Athlete Award

Quin's 2012 Season Statistics

			Tackles					Interceptions					Fumbles			
Date, Opp	G	GS	Tot	Solo	Asst	Sk	Yds	No	Yds	Lg	TD	PD	FF	FR	Yds	TD
9/9 vs. MIA	1	1	7	5	2	0.0	0.0	0	0	0	0	0	1	0	0	0
9/16 @ JAX	1	1	4	3	1	0.0	0.0	0	0	0	0	0	0	0	0	0
9/23 @ DEN	1	1	5	4	1	0.0	0.0	0	0	0	0	2	0	0	0	0
9/30 vs. TEN	1	1	8	7	1	1.0	8.0	0	0	0	0	0	0	0	0	0
10/8 @ NYJ	1	1	6	5	1	0.0	0.0	0	0	0	0	0	0	0	0	0
10/14 vs. GB	1	1	8	8	0	0.0	0.0	0	0	0	0	2	0	0	0	0
10/21 vs. BAL	1	1	6	6	0	0.0	0.0	1	0	0	0	3	0	0	0	0
11/4 vs. BUF	1	1	9	8	1	0.0	0.0	0	0	0	0	0	0	0	0	0
11/11 @ CHI	1	1	6	6	0	0.0	0.0	0	0	0	0	0	1	0	0	0
11/18 vs. JAX	1	1	3	3	0	0.0	0.0	0	0	0	0	0	0	0	0	0
11/22 @ DET	1	1	9	7	1	0.0	0.0	0	0	0	0	3	0	0	0	0
12/2 @ TEN	1	1	9	8	1	0.0	0.0	1	22	22	0	2	0	0	0	0
12/10 @ NE	1	1	6	4	1	0.0	0.0	0	0	0	0	1	0	0	0	0
12/16 vs. IND	1	1	6	5	1	0.0	0.0	0	0	0	0	1	0	0	0	0
12/23 vs. MIN	1	1	10	9	1	0.0	0.0	0	0	0	0	0	0	0	0	0
12/30 @ IND	1	1	5	3	2	0.0	0.0	0	0	0	0	0	0	0	0	0
2012 Totals	16	16	107	91	14	1.0	8.0	2	22	22	0	14	2	0	0	0

Quin's Career Statistics

				Tackles					Interceptions					Fumbles			
Year	Team	G	GS	Tot	Solo	Asst	Sk	Yds	No	Yds	Lg	TD	PD	FF	FR	Yds	TD
2009	Hou	15	12	64	54	10	0.0	0.0	0	0	0	0	11	0	0	0	0
2010	Hou	16	16	85	71	14	0.0	0.0	3	12	10	0	14	0	2	3	0
2011	Hou	16	16	77	60	17	0.0	0.0	0	0	0	0	9	0	1	0	0
2012	Hou	16	16	107	91	14	1.0	8.0	2	22	22	0	14	2	0	0	0
NFL Totals		63	60	333	276	55	1.0	8.0	5	34	22	0	48	2	3	3	0

Quin's 2012 Season Highs

Tackles	10	vs. Minnesota, 12/23/12
Passes Defensed	3	twice, most recent: at Detroit, 11/22/12
Forced Fumbles	1	twice, most recent: at Chicago, 11/11/12
Sacks	1	vs. Tennessee, 9/30/12
Interceptions	1	twice, last at Tennessee, 12/2/12

Quin's Career Highs

Tackles	13	at Jacksonville, 11/14/10
Interceptions	3	vs. Tennessee, 11/28/10
Passes Defensed	5	vs. Tennessee, 11/28/10
Forced Fumbles	1	twice, most recent: at Chicago, 11/11/12
Fumble Recoveries	1	three times, most recent: at Miami, 9/18/11

Additional Statistics

Special Teams Tackles: 4 total; 2009 – 4.

Quin's 2012 Playoff Statistics

			Tackles					Interceptions					Fumbles			
Date, Opp	GP	GS	Tot	Solo	Asst	Sk	Yds	No	Yds	Lg	TD	PD	FF	FR	Yds	TD
1/5/13 vs. CIN (WC)	1	1	2	2	0	0.0	0.0	0	0	0	0	3	0	0	0	0
2012 Totals	1	1	2	2	0	0.0	0.0	0	0	0	0	3	0	0	0	0

Quin's Career Playoff Statistics

			Tackles					Interceptions					Fumbles			
Date, Opp	GP	GS	Tot	Solo	Asst	Sk	Yds	No	Yds	Lg	TD	PD	FF	FR	Yds	TD
1/7/12 vs. CIN (WC)	1	1	5	4	1	0.0	0.0	0	0	0	0	0	0	0	0	0
1/15/12 at BAL (Div)	1	1	3	2	1	0.0	0.0	0	0	0	0	0	0	0	0	0
1/5/13 vs. CIN (WC)	1	1	2	2	0	0.0	0.0	0	0	0	0	3	0	0	0	0
Career Totals	3	3	10	8	2	0.0	0.0	0	0	0	0	3	0	0	0	0

BROOKS REED

OUTSIDE LINEBACKER

58

Height: 6-3 | Weight: 250 | College: Arizona |
Hometown: Tucson, Ariz. | 2nd NFL Season |
2nd with Texans | Age as of Kickoff Weekend 2012: 25 |
Acquired: D2a, 2011 (42nd overall) | 2012 GP/GS: 12/12 |
Career GP/GS: 28/23 | Teams: Houston, 2011-12 |

TRANSACTIONS: Selected by Houston Texans in the second round (42nd overall) in the 2011 NFL Draft... Signed by the Texans on July 31, 2011.

2012 (Houston 12/12, 1/1):

- Started and made seven tackles (one solo) in the season opener vs. Miami (9/9)
- Recorded his first sack of the season to go along with three tackles (two solo) at Jacksonville (9/16)
- Teamed with J.J. Watt to sack Peyton Manning in the first quarter at Denver (9/23)
- Made three tackles (two solo) and defelected a pass vs. Tennessee (9/30)
- Sacked Mark Sanchez while forcing a fumble at the New York Jets (10/8)
- Made four tackles (three solo) vs. Baltimore (10/21)
- Had four tackles (two solo) vs. Buffalo (11/4)
- Made three tackles (one solo) at Chicago (11/11)
- Registered two tackles (one solo) vs. Jacksonville (11/18)
- Inactive at Tennessee (12/2), at New England (12/10), and vs. Indianapolis (12/16)
- Returned after missing three games and had four tackles vs. Minnesota (12/23)
- Inactive at Indianapolis (12/30)
- Made his playoff debut as a starter with three tackles and sacked Cincinnati QB Andy Dalton for no gain in the fourth quarter in the AFC Wild Card Playoff vs. Cincinnati (1/5/13)

2011 (Houston 16/11):

- Started 11-of-16 games, recording 44 tackles (30 solo) and 6.0 sacks and two fumble recoveries
- Made four tackles (three solo) filling in for an injured Mario Williams vs. Oakland (10/9)
- Started his first NFL game, making six tackles (three solo) and a pass defensed at Baltimore (10/16)
- Recorded his first career sack and finished with four solo tackles at Tennessee (10/23)
- Made four tackles (three solo) and sacked Blaine Gabbert for a 7-yard loss vs. Jacksonville (10/30)
- Sacked Colt McCoy twice as part of a five-tackle day vs. Cleveland (11/6)
- Recorded a sack in his fourth consecutive game and knocked a Josh Freeman pass down at the line at Tampa Bay (11/13)
- Recorded a sack in his fifth consecutive game as he brought Blaine Gabbert down for a 1-yard loss at Jacksonville (11/27)
- Had five tackles (three solo) and pressured Matt Ryan twice vs. Atlanta (12/4)
- Had three tackles (two solo) and recovered an Andy Dalton fumble to start the second half that set-up a come from behind victory at Cincinnati (12/11)
- Made three solo tackles and recovered a fumble at Indianapolis (12/22)
- Started in his postseason debut and finished with five tackles (three solo) and one sack for a loss of nine yards in AFC Wild Card Playoff vs. Cincinnati (1/7/12)
- Recorded eight tackles (six solo), 2.5 sacks for a loss of 14 yards and one forced fumble in AFC Divisional Playoff at Baltimore (1/15/12)

COLLEGE:

- Started 34-of-45 games, recording 114 tackles (61 solo), 17 sacks and 25 tackles for loss for his career; also forced four fumbles and deflected four pass attempts
- Earned first-team All-Pac-10 honors after starting all 13 games in his senior season with the Wildcats, tallying a career-best 47 tackles, 6.5 sacks and 10 tackles for loss along with two pass breakups and one forced fumble
- Named to preseason watch lists for the Rotary Lombardi Award and the Ted Hendricks Award in 2009
- Started 8-of-10 games, recording 23 tackles (19 solo), two sacks and five stops, contributing to a defensive unit that ranked fourth in the Pac 10 and 29th nationally in yards per game allowed (120.5)
- Enjoyed a breakout season as a sophomore in 2008 when he started all 13 games at defensive end and garnered an All-Pac-10 honorable mention, as he delivered 38 tackles (26 solos) with 9.5 stops for losses for 59 yards and a team-high eight sacks for 57 yards and added three forced fumbles, a quarterback hurry and two pass deflections
- Switched to defensive end in 2007 after opening the season contending for H-back duty
- Saw action in the final nine games of the season as a backup defensive end and on special teams and delivered seven tackles (four solos) with one assisted sack for five yards
- Redshirted in 2006

PERSONAL:

- Majored in geography at Arizona
- Attended Sabino High School (Tucson, Az), playing football for head coach Jay Campos
- Helped the Sabercats to an 8-3 record as a junior in 2004 and earned first-team all-league, honorable mention all-state and Arizona Daily Star All-Southern Arizona honorable mention as a junior while rushing for 350 yards and seven touchdowns
- Led the Sabercats to a 10-4 overall record as a senior in 2005 and earned Tucson Citizen first-team All-3A-4A and Arizona Daily Star first-team All-Southern Arizona while posting 38 tackles and three sacks from the defensive line as a senior
- Earned SuperPrep All-America and All-West running back while gaining 377 yards and five touchdowns on 57 carries and 143 yards and one touchdown on 12 receptions as a senior
- Arizona Football Coaches Association first-team All-State 4A and SuperPrep All-Farwest

Reed's 2012 Season Statistics

			Tackles					Interceptions					Fumbles			
Date, Opp	G	GS	Tot	Solo	Asst	Sk	Yds	No	Yds	Lg	TD	PD	FF	FR	Yds	TD
9/9 vs. MIA	1	1	7	1	6	0.0	0.0	0	0	0	0	0	0	0	0	0
9/16 @ JAX	1	1	3	2	1	1.0	9.0	0	0	0	0	0	0	0	0	0
9/23 @ DEN	1	1	4	2	2	0.5	2.5	0	0	0	0	1	0	0	0	0
9/30 vs. TEN	1	1	3	2	1	0.0	0.0	0	0	0	0	1	0	0	0	0
10/8 @ NYJ	1	1	3	2	1	1.0	0.0	0	0	0	0	1	1	0	0	0
10/14 vs. GB	1	1	5	3	2	0.0	0.0	0	0	0	0	0	0	0	0	0
10/21 vs. BAL	1	1	4	3	1	0.0	0.0	0	0	0	0	0	0	0	0	0
11/4 vs. BUF	1	1	4	2	2	0.0	0.0	0	0	0	0	0	0	0	0	0
11/11 @ CHI	1	1	3	1	2	0.0	0.0	0	0	0	0	0	0	0	0	0
11/18 vs. JAX	1	1	2	1	1	0.0	0.0	0	0	0	0	0	0	0	0	0
11/22 @ DET	1	1	0	0	0	0.0	0.0	0	0	0	0	0	0	0	0	0
12/2 @ TEN							INACTIVE									
12/10 @ NE							INACTIVE									
12/16 vs. IND							INACTIVE									
12/23 vs. MIN	1	1	4	4	0	0.0	0.0	0	0	0	0	0	0	0	0	0
12/30 @ IND							INACTIVE									
2012 Totals	12	12	42	23	19	2.5	11.5	0	0	0	0	3	1	0	0	0

Reed's Career Statistics

				Tackles					Interceptions					Fumbles			
Year	Team	G	GS	Tot	Solo	Asst	Sk	Yds	No	Yds	Lg	TD	PD	FF	FR	Yds	TD
2011	Hou	16	11	44	30	14	6.0	36.0	0	0	0	0	3	0	2	0	0
2012	Hou	12	12	42	23	19	2.5	11.5	0	0	0	0	3	1	0	0	0
NFL Totals		28	23	86	53	33	8.5	47.5	0	0	0	0	6	1	2	0	0

Reed's 2012 Season Highs

Tackles	7	vs. Miami, 9/9/12
Sacks	1	twice, most recent: at New York Jets (M. Sanchez), 10/8/12
Fumbles Forced	1	at New York Jets, 10/8/12
Passes Defensed	1	vs. Tennessee, 9/30/12

Reed's 2012 Career Highs

Tackles	7	vs. Miami, 9/9/12
Sacks	2	vs. Cleveland (C. McCoy), 11/6/11
Fumbles Forced	1	at New York Jets, 10/8/12
Fumbles Recovered	1	twice, most recent: at Indianapolis, 12/22/11
Passes Defensed	1	four times, most recent: vs. Tennessee, 9/30/12

Reed's 2012 Playoff Statistics

			Tackles					Interceptions					Fumbles			
Date, Opp	GP	GS	Tot	Solo	Asst	Sk	Yds	No	Yds	Lg	TD	PD	FF	FR	Yds	TD
1/5/13 vs. CIN (WC)	1	1	3	3	0	1.0	0.0	0	0	0	0	0	0	0	0	0
2012 Totals	1	1	3	3	0	1.0	0.0	0	0	0	0	0	0	0	0	0

Reed's Career Playoff Statistics

			Tackles					Interceptions					Fumbles			
Date, Opp	GP	GS	Tot	Solo	Asst	Sk	Yds	No	Yds	Lg	TD	PD	FF	FR	Yds	TD
1/7/12 vs. CIN (WC)	1	1	5	3	2	1.0	9.0	0	0	0	0	0	0	0	0	0
1/15/12 at BAL (Div)	1	1	8	6	2	2.5	14.0	0	0	0	0	0	1	0	0	0
1/5/13 vs. CIN (WC)	1	1	3	3	0	1.0	0.0	0	0	0	0	0	0	0	0	0
Career Totals	3	3	16	12	4	4.5	23.0	0	0	0	0	0	1	0	0	0

STANFORD ROUTT

CORNERBACK

30

Height: 6-1 | Weight: 195 | College: Houston |
Hometown: Austin, Texas | 8th NFL Season |
1st with Texans | Age as of Kickoff Weekend 2012: 29 |
Acquired: FA-'12 | 2012 GP/GS: 9/7 | Career GP/GS: 119/60 |
Teams: Oakland 2005-11; Kansas City 2012; Houston, 2012 |

TRANSACTIONS: Selected by the Oakland Raiders in the second round (38th overall) of the 2005 NFL Draft...Signed by Raiders on July 28, 2005...Re-signed by Raiders on April 30, 2010...Re-signed by Raiders on Feb. 25, 2011...Released by Raiders on Feb. 9, 2012...Signed by Kansas City Chiefs on Feb. 20, 21012...Released by Chiefs on Nov. 5, 2012...Signed by Houston Texans on Dec. 5, 2012.

CAREER:
- Has played in 119 career games with 60 starts, recording 252 tackles (220 solo), 2.0 sacks, 56 passes defensed, 12 interceptions, one interception return for a touchdown and two forced fumbles
- Played his first seven seasons with the Oakland Raiders

2012 (Kansas City 7/7, Houston 2/0):
- Collected two solo tackles and one forced fumble vs. Atlanta (9/9)
- Posted two solo tackles and a pass defensed at Buffalo (9/16)
- Made five tackles (four solo) and intercepted a Drew Brees pass at New Orleans (9/23)
- Had three solo tackles vs. Baltimore (10/7) and at Tampa Bay (10/14)
- Made four solo tackles and intercepted a Carson Palmer pass and returned it 17 yards vs. Oakland (10/28) before
- Signed by Houston (12/5) and made his Texans debut at New England (12/10)

2011 (Oakland 16/15):
- Played in all 16 games (15 starts), registering 49 tackles (42 solo), four interceptions and 15 passes defensed
- Intercepted a second quarter pass that set up an Oakland touchdown at Buffalo (9/18)
- Played in his 100th career game and had three tackles (one solo) and a pass defensed vs. Cleveland (10/16)
- Posted a career-high 10 tackles and had a pass defensed vs. Kansas City (10/23)
- Picked off a Caleb Hanie pass and had one solo tackle vs. Chicago (11/27)
- Recorded six solo tackles and a career-high three passes defensed vs. Detroit (12/18)

2010 (Oakland 16/15):
- Played in all 16 games (15 starts), totaling 55 tackles (49 solo), one tackle for loss, two interceptions, including one returned for a touchdown, one forced fumble and 13 passes defensed
- Posted five tackles (three solo) and one pass defensed at Tennessee (9/12)
- Recorded three tackles (two solo) and picked off his first pass of the season in the fourth quarter vs. St. Louis (9/19)
- Recorded three tackles (two solo) and a pass defensed at Arizona (9/26), vs. Houston (10/3) and vs. San Diego (10/10)
- Forced a first quarter fumble that set up an Oakland touchdown at Denver (10/24)
- Posted five tackles (four solo) at Pittsburgh (11/21)
- Had six solo tackles vs. Miami (11/28)
- Intercepted a fourth quarter pass and returned it 22 yards fat Kansas City (1/2/11) for his first career touchdown

2009 (Oakland 16/1):
- Played in all 16 games (one start), amassing 28 tackles (22 solo), one sack, seven passes defensed and one special teams tackle
- Had four solo tackles at Kansas City (9/20)
- Made three solo tackles and recorded his second career sack, dropping Carson Palmer for an 18-yard loss vs. Cincinnati (11/22)
- Broke up a season-high passes vs. Washington (12/13)

2008 (Oakland 15/4):
- Competed in 15 games (four starts), collecting 18 tackles (15 solo) and six passes defensed
- Inactive vs. San Diego (9/28)
- Made three solo tackles at Miami (11/16) and at Denver (11/23)
- Had one solo tackle and broke up a pass vs. Houston (12/21)

2007 (Oakland 16/14):
- Saw action in all 16 games (14 starts), recording 42 tackles (35 solo), three interceptions and seven passes defensed
- Posted a then career-long 31-yard interception return vs. Detroit (9/9)
- Intercepted a pass in the red zone and recorded three tackles at Miami (9/30)
- Recorded one solo tackles and intercepted a pass vs. Kansas City (10/21)
- Posted seven solo tackles at Minnesota (11/18)
- Recorded three solo tackles and one pass defensed vs. San Diego (12/30)

2006 (Oakland 16/2):
- Played in all 16 games (two starts), registering 15 solo tackles, one interception, two passes defensed and finished second on the team with seven special teams tackles
- Notched three tackles at Baltimore (9/17)
- Had one tackle and broke up a pass at Denver (10/15)
- Recorded his first interception and returned it six yards at San Francisco (10/8)
- Made three tackles at the New York Jets (12/31)

2005 (Oakland 15/2):
- Competed in 15 games (two starts) as a rookie, totaling 24 tackles (22 solo), one sack and two passes defensed
- Made his NFL debut in the season opener at New England (9/8), recording five solo tackles
- Made his first career start vs. Kansas City (9/18)
- Had four tackles (three solo), two passes defensed and a recorded his first career sack vs. Cleveland (12/18)

COLLEGE:
- A standout cornerback and track athlete at Houston, playing in 46 games (26 starts), recording 136 tackles (111 solo), 1.0 tackle for loss, seven interceptions returned for 96 yards, 23 passes defensed and one fumble recovery
- Started all 11 games as a senior in 2004, collecting 60 tackles (53 solo), two interceptions returned for 37 yards and eight passes defensed, earning third-team All-Conference USA recognition
- Played in all 13 games (10 starts) during his junior season in 2003, totaling 28 tackles (21 solo), a career-high four interceptions returned for 44 yards, eight passes defensed, one fumble recovery and one blocked kick
- Saw action in 11 games (one start) as a sophomore in 2002, recording 22 tackles (19 solo), one tackle for loss and two passes defensed
- Played in all 11 games (four starts) as a true freshman in 2001, amassing 26 tackles (18 solo), one interception returned for 15 yards and five passes defensed
- Was a standout sprinter for Houston's track and field program, where he was named 2004 Conference USA Men's Indoor Track Athlete of the Year after winning the 60- and 200-meter dashes and qualifying for the NCAA Indoor Championships for the second-consecutive year
- Earned NCAA Outdoor All-America honors after finishing third in the 200-meters at the 2003 NCAA outdoor meet

PERSONAL:
- Unanimous first-team all-district football selection at Connally (Pflugerville, Texas) High School
- Earned All-America honors as a sprinter in track, running the ninth-fastest time in the 200-meters nationally as a junior
- Was a state qualifier in the 200 meters and 4x400 meter relay
- Sports Administration major

Routt's 2012 Season Statistics

			Tackles					Interceptions					Fumbles			
Date, Opp	G	GS	Tot	Solo	Asst	Sk	Yds	No	Yds	Lg	TD	PD	FF	FR	Yds	TD
9/9 vs. ATL*	1	1	2	2	0	0.0	0.0	0	0	0	0	0	1	0	0	0
9/16 @ BUF*	1	1	2	2	0	0.0	0.0	0	0	0	0	1	0	0	0	0
9/23 @ NO*	1	1	5	4	1	0.0	0.0	1	32	32	0	1	0	0	0	0
9/30 vs. SD*	1	1	2	2	0	0.0	0.0	0	0	0	0	0	0	0	0	0
10/7 vs. BAL*	1	1	3	3	0	0.0	0.0	0	0	0	0	0	0	0	0	0
10/14 @ TB*	1	1	3	3	0	0.0	0.0	0	0	0	0	0	0	0	0	0
10/28 vs. OAK*	1	1	4	3	1	0.0	0.0	1	17	0	0	2	0	0	0	0
11/1 @ SD*							INACTIVE									
11/11 @ CHI							NOT WITH TEAM									
11/18 vs. JAX							NOT WITH TEAM									
11/22 @ DET							NOT WITH TEAM									
12/2 @ TEN							NOT WITH TEAM									
12/10 @ NE	1	0	0	0	0	0.0	0.0	0	0	0	0	0	0	0	0	0
12/16 vs. IND	1	0	0	0	0	0.0	0.0	0	0	0	0	0	0	0	0	0
12/23 vs. MIN							INACTIVE									
12/30 @ IND							INACTIVE									
2012 Totals	9	7	21	19	2	0.0	0.0	2	49	32	0	4	1	0	0	0

Routt's Career Statistics

				Tackles					Interceptions					Fumbles			
Year	Team	G	GS	Tot	Solo	Asst	Sk	Yds	No	Yds	Lg	TD	PD	FF	FR	Yds	TD
2005	Oak	15	2	24	22	2	1.0	4.0	0	0	--	0	2	0	0	0	0
2006	Oak	16	2	15	15	0	0.0	0.0	1	6	6	0	2	0	0	0	0
2007	Oak	16	14	42	35	7	0.0	0.0	3	31	31	0	7	0	0	0	0
2008	Oak	15	4	18	16	2	0.0	0.0	0	0	--	0	6	0	0	0	0
2009	Oak	16	1	28	22	6	1.0	18.0	0	0	--	0	7	0	0	0	0
2010	Oak	16	15	55	49	6	0.0	0.0	2	22	22	1	13	1	0	0	0
2011	Oak	16	15	49	42	7	0.0	0.0	4	7	3	0	15	0	0	0	0
2012	KC/Hou	9	7	21	19	2	0.0	0.0	2	49	32	0	4	1	0	0	0
NFL Totals		119	60	252	220	32	2.0	22.0	12	115	32	1	56	2	0	0	0

Routt's 2012 Season Highs

Tackles	5	at New Orleans, 9/23/12
Interceptions	1	twice, most recent: vs. Oakland, 10/28/12
Passes Defensed	2	vs. Oakland, 10/28/12
Forced Fumbles	1	vs. Atlanta, 9/9/12

Routt's Career Highs

Tackles	10	vs. Kansas City, 10/23/11
Interceptions	1	12 times, most recent: vs. Oakland (C. Palmer), 10/28/12
Passes Defensed	3	vs. Detroit, 12/18/11
Sacks	1.0	twice, most recent, vs. Cincinnati, 11/22/09
Forced Fumbles	1	twice, most recent: vs. Atlanta, 9/9/12



BARRETT RUUD

INSIDE LINEBACKER

54

Height: 6-2 | Weight: 241 | College: Nebraska |
Hometown: Lincoln, Neb. | 8th NFL Season |
1st with Texans | Age as of Kickoff Weekend 2012: 29 |
Acquired: D2-'05 (36th overall) | 2012 GP/GS: 12/1 | Career GP/GS: 116/78 |
Teams: Tampa Bay, 2005-10; Tennessee, 2011; New Orleans, 2012; Houston, 2012 |

TRANSACTIONS: Selected by Tampa Bay Buccaneers in the second round (36th overall) of the 2005 NFL Draft...Signed by the Buccaneers on July 27, 2005...Re-signed by Buccaneers on April 20, 2010...Signed by Tennessee Titans on July 30, 2011...Placed on injured reserve on Dec. 13, 2011...Signed by Seattle Seahawks on April 12, 2012...Traded by Seahawks to New Orleans Saints on Aug. 20, 2012...Released by Saints on Oct. 8, 2012...Signed by Houston Texans on Oct. 10, 2012.

HONORS:
- NFC Defensive Player of the Month (September, 2007)
- NFC Defensive Player of the Week (Week 2, 2007)

2012 (New Orleans 3/0, Houston 9/1, 1/1):
- Inactive for the first two games of the season with New Orleans
- Released by the Saints (10/8)
- Signed by the Texans (10/10) and inactive vs. Green Bay (10/14) and vs. Baltimore (10/21)
- Made his Texans debut vs. Buffalo (11/4)
- Assisted on a tackle at Chicago (11/11)
- Recorded two passes defensed at Detroit (11/22)
- Made his first start with Houston at Tennessee (12/2) and recorded five tackles (three solos) and a sack for a loss of eight yards
- Collected four tackles (two solo) at New England (12/10)
- Recorded four tackles (three solo) at Indianapolis (12/30)
- Started and made one tackle in AFC Wild Card Playoff vs. Cincinnati (1/5/13)

2011 (Tennessee 9/9):
- Started nine games at middle linebacker after joining the club as an unrestricted free agent acquisition from the Tampa Bay prior to the start of training camp
- Placed on injured reserve with a nagging groin injury in the middle of the Titans' playoff run (12/13
- Recorded 68 tackles (51 solo), one interception and three pass defensed
- Finished with a season-best 12 tackles (nine solo) in the season opener against Jacksonville (9/11)
- Recorded 10 tackles (seven solo) at Pittsburgh (10/9)
- Had 11 tackles (eight solo) vs. Houston (10/23)
- Recorded seven tackles (five solo), one interception and two passes defensed vs. Indianapolis (10/30)
- Made a season-high three solo tackles in the season opener vs. Indianapolis (9/11)
- Had two solo tackles vs. Oakland (10/9), at Baltimore (10/16) and at Tennessee (10/23)
- Placed on injured reserve after suffering an injury to his quadricep vs. Jacksonville (11/2)

2010 (Tampa Bay 16/16):
- Started all 16 games for the third consecutive season and led Buccaneers in tackles for a fourth straight campaign
- Registered 161 tackles, two sacks, one interception, four pass defenses and two forced fumbles
- Led the Buccaneers in tackles in eight of their 16 contests
- Recorded 11 tackles and one forced fumble in the 2010 season opener vs. Cleveland, (9/12)
- Tied for team lead with 11 stops at Carolina, (9/19)
- Recorded team-high 11 tackles vs. Pittsburgh (9/26)
- Tied for team-leading nine stops vs. New Orleans (10/17)
- Finished second on team with 12 tackles vs. St. Louis (10/24)
- Tied for team-leading 11 stops to go with first interception of season and two pass defenses at Arizona (10/31)
- Finished with team-high 11 tackles and recorded first sack of the season
- Recorded team-high 11 stops to go with a pass defense at San Francisco (11/21)
- Recorded a team-high 10 tackles at Baltimore (11/28)
- Tied for the team lead with 11 tackles vs. Detroit (12/19)
- Finished with team-leading 12 tackles along with a forced fumble inside the Bucs' 5-yard line to stop a potential scoring drive against New Orleans (1/2/11)

2009 (Tampa Bay 16/16):
- Became the first Buccaneer defender to surpass the 200-tackle plateau since former LB Hardy Nickerson accomplished the feat (1993)
- Led or tied for the team lead in tackles in 14-of-16 contests
- Led the Buccaneers in tackles for the third consecutive season with a career-high 205 stops
- Led the Buccaneers with a career-high 20 tackles at Buffalo (9/20). Also returned a lateral from S Sabby Piscatelli 21 yards following an interception
- Led the Buccaneers with 19 tackles vs. the New York Giants (9/27)
- Led the team with 14 tackles at Philadelphia (10/11)
- Had a team-best 14 stops, three passes defensed, including his first interception of 2009 off of QB Jake Delhomme vs. Carolina (10/18)
- Led the Buccaneers with 13 total stops at Miami (11/15)
- Led Tampa Bay with 13 tackles and added one pass defends vs. New Orleans (11/22)
- Posted 11 tackles and a forced fumble at Atlanta (11/29)
- Led the Buccaneers with 14 tackles
- Led Tampa Bay with 13 stops and two passes defensed at Seattle (12/20)
- Matched a career high with 20 tackles vs. Atlanta (1/3/10)

2008 (Tampa Bay 16/16):
- Started all 16 games and led the team in tackles for the second consecutive year, recording 178 tackles for the 9-7 Buccaneers with 178 tackles
- Posted two interceptions, three sacks, one fumble recovery and seven passes defensed
- Led Tampa Bay with 10 tackles in the 2008 season opener at New Orleans (9/7)
- Recorded his first interception of season, picking off Chicago Bears QB Kyle Orton. Led the team with 13 tackles and two pass defenses against the Bears (9/21)
- Posted his first career sack, dropping Packers QB Aaron Rodgers, and had his second interception of the season while finishing with a team-leading nine tackles vs. Green Bay (9/28)
- Tied for the team lead with six stops and added one fumble recovery and deflected a pass that led to an interception by CB Aqib Talib vs. Seattle (10/19)
- Led the Buccaneers with 16 tackles and had one pass defensed at Dallas (10/26)
- Tied a season-high with 18 stops and his second sack of the season, dropping QB Tyler Thigpen on the game's first play from scrimmage vs. Kansas City (11/2)
- Had eight tackles and one sack vs. Minnesota (11/16)
- Led the Buccaneers with 13 stops and added one pass defensed vs. New Orleans (11/30)
- Led the Buccaneers with 17 tackles at Atlanta (12/14)

2007 (Tampa Bay 15/15):
- Started 15 regular season contests and inactive for one (vs. Carolina) for the 2007 NFC South Champions
- Started the club's lone playoff contest
- Led the Buccaneers with a then-career-high 169 tackles, leading the team in stops for the first time
- Tied for second on the Buccaneers with three forced fumbles, ranked second with three fumble recoveries and tied for third with two interceptions
- Named the NFC Player of the Month for September and Conference Defensive Player of the Week for his standout defensive effort in Week 2 vs. New Orleans (9/16)
- Finished with a career-high 12 tackles and one fumble recovery in season opener vs. Seattle (9/9)
- Had a career-high 16 tackles, two forced fumbles and a fumble recovery vs. New Orleans (9/16)
- Recorded his first career interception and had 15 tackles and one pass defensed vs. St. Louis (9/23)
- Tied for the team lead with eight tackles and had a forced fumble and pass defensed at Carolina (9/30)
- Matched his career high with 16 tackles at Indianapolis (10/7)
- Had a career-high 18 tackles vs. Tennessee (10/14)
- Posted 12 tackles, one interception and one pass defensed at Atlanta (11/18)
- Led the Buccaneers with eight tackles and one fumble recovery vs. Atlanta (12/16)
- Totaled 10 tackles against the New York Giants in the NFC Wild Card Playoff game (1/6/08)

2006 (Tampa Bay 15/15):
- Appeared in all 16 games with five starts and had 59 tackles and 12 special teams stops
- Made his first career NFL start in the 2006 season opener at middle linebacker and finished with nine tackles vs. Baltimore
- Had 10 tackles vs. Carolina (9/24)
- Started at middle linebacker at Carolina (11/13) and had 10 tackles and one special teams stop
- Led the Buccaneers with a then-career-high 11 tackles at Carolina (11/23)

2005 (Tampa Bay 16/0):
- Appeared in all 16 games and Tampa Bay's lone playoff contest as a rookie for the 2005 NFC South champions and finished the season with 18 special teams tackles and one fumble recovery, and had seven tackles on defense
- Led or tied for the Buccaneers team lead in special teams tackles in three games: vs. Buffalo (9/18), at Green Bay (9/25) and vs. New Orleans (1/1/06)
- Saw action in his first career NFL game on special teams and totaled one special teams tackle at Minnesota (9/11)
- Saw his first career action on defense recording four tackles at middle linebacker vs. Miami (10/16)
- Posted one special teams tackle in the NFC Wild Card contest vs. Washington (1/7/06)

COLLEGE:
- Started 37-of-50 games during his four-year playing career at Nebraska and finished his tenure as the Huskers' all-time leading tackler with 432 stops to go along with three forced fumbles, seven fumble recoveries, one interception and 13 pass defenses
- As a senior in 2004, named first-team All-American from the NFL Draft Report, third-team All-American from Associated Press, first-team All-Big 12 and Academic All-Big 12
- As a junior in 2003 he was Academic All-Big 12, second-team All-Big 12 (AP), third-team All-Big 12 (Coaches) and Big 12 Commissioner's Academic Honor Roll
- As a sophomore in 2002 he was Academic All-Big 12, Big 12 Commissioner's Academic Honor Roll and All-Big 12 honorable mention (coaches)

PERSONAL:
- Attended Lincoln (Neb.) Southeast HS, where he competed as an I-back and LB
- Four-year letterman helped the Knights compile a 48-2 record, with four state playoff appearances and Class A state titles in 1997, 1998 and 2000
- Two-time All-Nebraska honoree by the Omaha World-Herald and a two-time super-state pick by the Lincoln Journal Star
- World-Herald named him honorary captain of the offense, while the Journal Star named him the offensive player of the year, defensive player of the year and prep athlete of the year
- Earned All-American honors as a linebacker from Prep Star and Student Sports
- Comes from a long and significant family line of Nebraska Football Players that includes his father, Tom (1972-74); two uncles, Bob Martin (1973-75) and John Ruud (1978-79); great-grandfather Clarence Swanson (1918-21); and brother Bo (2004-07)
- Has hosted a golf tournament to benefit the organization and has been a spokesman for the NFL and American Heart Association's "What Moves U" campaign to promote health and fitness to local youth

RUUD, BARRETT

Ruud's 2012 Season Statistics

			Tackles					Interceptions					Fumbles			
Date, Opp	G	GS	Tot	Solo	Asst	Sk	Yds	No	Yds	Lg	TD	PD	FF	FR	Yds	TD
9/9 vs. WAS*							INACTIVE									
9/16 @ CAR*							INACTIVE									
9/23 vs. KC*	1	0	0	0	0	0.0	0.0	0	0	0	0	0	0	0	0	0
9/30 @ GB*	1	0	0	0	0	0.0	0.0	0	0	0	0	0	0	0	0	0
10/7 vs. SD*	1	0	0	0	0	0.0	0.0	0	0	0	0	0	0	0	0	0
10/14 vs. GB							INACTIVE									
10/21 vs. BAL							INACTIVE									
11/4 vs. BUF	1	0	0	0	0	0.0	0.0	0	0	0	0	0	0	0	0	0
11/11 @ CHI	1	0	1	0	1	0.0	0.0	0	0	0	0	0	0	0	0	0
11/18 vs. JAX	1	0	0	0	0	0.0	0.0	0	0	0	0	0	0	0	0	0
11/22 @ DET	1	0	0	0	0	0.0	0.0	0	0	0	0	2	0	0	0	0
12/2 @ TEN	1	1	5	3	2	1.0	8.0	0	0	0	0	0	0	0	0	0
12/10 @ NE	1	0	4	2	2	0.0	0.0	0	0	0	0	0	0	0	0	0
12/16 vs. IND	1	0	0	0	0	0.0	0.0	0	0	0	0	0	0	0	0	0
12/23 vs. MIN	1	0	1	0	1	0.0	0.0	0	0	0	0	0	0	0	0	0
12/30 @ IND	1	0	4	3	1	0.0	0.0	0	0	0	0	0	0	0	0	0
2012 Totals	12	1	15	8	7	1.0	8.0	0	0	0	0	2	0	0	0	0

Ruud' Career Statistics

				Tackles					Interceptions					Fumbles			
Year	Team	G	GS	Tot	Solo	Asst	Sk	Yds	No	Yds	Lg	TD	PD	FF	FR	Yds	TD
2005	TB	16	0	6	4	2	0.0	0.0	0	0	0	0	0	0	1	0	0
2006	TB	16	5	47	31	16	0.0	0.0	0	0	0	0	0	0	0	0	0
2007	TB	15	15	114	83	31	0.0	0.0	2	7	5	0	3	3	3	3	0
2008	TB	16	16	136	101	35	3.0	20.0	2	10	10	0	6	0	1	0	0
2009	TB	16	16	142	107	35	0.0	0.0	1	23	21	0	7	1	0	0	0
2010	TB	16	16	118	85	33	2.0	8.0	1	1	1	0	4	2	0	0	0
2011	Ten	9	9	57	40	17	0.0	0.0	1	4	4	0	3	0	0	0	0
2012	NO/Hou	12	1	15	8	7	1.0	8.0	0	0	0	0	2	0	0	0	0
NFL Totals		116	78	635	459	176	6.0	36.0	7	45	21	0	25	6	5	3	0

Ruud's Season Highs

Tackles	5	at Tennessee, 12/2/12
Sacks	1.0	at Tennessee, 12/2/12
Passes Defensed	2	at Detroit, 11/22/12

Ruud's Career Highs

Tackles	17	vs. Atlanta, 1/3/10
Sacks	1.0	six times, most recent: at Tennessee, 12/2/12
Interceptions	1	seven times, most recent: vs. Indianapolis, 10/30/11
Forced Fumbles	2	vs. New Orleans, 9/16/07
Fumble Recoveries	1	vs. Seattle, 10/19/08

Ruud's 2012 Playoff Statistics

			Tackles					Interceptions					Fumbles			
Date, Opp	GP	GS	Tot	Solo	Asst	Sk	Yds	No	Yds	Lg	TD	PD	FF	FR	Yds	TD
1/5/13 vs. CIN (WC)	1	1	1	1	0	0.0	0.0	0	0	0	0	0	0	0	0	0
2012 Totals	1	1	1	1	0	0.0	0.0	0	0	0	0	0	0	0	0	0

Ruud's Career Playoff Statistics

			Tackles					Interceptions					Fumbles			
Date, Opp	GP	GS	Tot	Solo	Asst	Sk	Yds	No	Yds	Lg	TD	PD	FF	FR	Yds	TD
1/7/06 vs. WAS (WC)	1	0	0	0	0	0.0	0.0	0	0	0	0	0	0	0	0	0
1/6/08 vs. NYG (WC)	1	1	9	6	3	0.0	0.0	0	0	0	0	0	0	0	0	0
1/5/13 vs. CIN (WC)	1	1	1	1	0	0.0	0.0	0	0	0	0	0	0	0	0	0
Career Totals	3	2	10	7	3	0.0	0.0	0	0	0	0	0	0	0	0	0

MATT SCHAUB

8

QUARTERBACK

Height: 6-5 | Weight: 241 | College: Virginia |
Hometown: West Chester, Pa. | 9th NFL Season |
6th with Texans | Age as of Kickoff Weekend 2012: 31 |
Acquired: T-'07 (Atlanta) | 2012 GP/GS: 16/16 |
Career GP/GS: 118/82 | Teams: Atlanta, 2004-06; Houston, 2007-12 |

TRANSACTIONS: Selected by Atlanta Falcons in the third round (90th pick overall) of 2004 NFL draft... Signed by Falcons on July 28, 2004...Traded by Falcons to Houston Texans on March 22, 2007...Placed on injured reserve on Nov. 23, 2011...Re-signed by Texans on Sept. 9, 2012.

HONORS:
- AFC Offensive Player of the Week (Week 14, 2008; Week 2, 2009, Week 6, 2010; Week 11, 2012)
- Pro Bowl Selection (2010, 2013)
- Pro Bowl MVP (2010)
- FedEx Air NFL Player of the Week (Week 2, 2010; Week 11, 2012)

CAREER:
- Has started 80 games with the Texans and has thrown for 20,911 yards, 114 touchdowns and 64 interceptions in five-plus years as a starter
- Career totals include 21,944 passing yards, 120 touchdowns and 70 interceptions with a career passer rating of 91.9
- Owns the Texans career record with 25 300-yard games, including eight in 2009, seven in 2010, two in 2011 and two in 2012
- Holds the franchise record for career passer rating, with a mark of 93.3 since joining the club
- Tied for the second-most passing yards in a game in NFL history when he threw for 527 yards vs. Jacksonville on Nov. 18, 2012
- One of 12 NFL quarterbacks with back-to-back 4,000-yard passing seasons and one of six to throw for a combined 9,000 yards in consecutive seasons (2009-10)
- Starting quarterback of the 2010 NFL Pro Bowl, where he earned MVP honors after completeing 13-of-17 passes for 189 yards and two touchdowns in a 41-34 win for the AFC

2012 (Houston 16/16, 1/1):
- Topped 4,000 yards passing for the third time in his career and led the Texans to a franchise-best 12-4 record and their second consecutive AFC South title
- Named one of the offensive captains for the 2012 season
- Completed 20-of-31 passes for 266 yards and a touchdown in the season opener vs. Miami (9/9)
- Completed his 1,500th career pass when he hit TE Owen Daniels for a 6-yard gain in the second quarter at Jacksonville (9/16)
- Name the Offensive Player of the game after tying his career-high with four touchdown passes, while throwing for 290 yards with one interception at Denver (9/23)
- Finished with a passer rating of 115.5 after completeing 20-of-28 attempts for 202 yards and two touchdowns vs. Tennessee (9/30)
- Completed 23-of-37 passes for 256 yards with two touchdowns and no interceptions for a passer rating of 100.7 vs. Baltimore (10/21)
- Completed 19-of-27 passes for 268 yards with two touchdowns and no interceptions for a passer rating of 126.8 vs. Buffalo (11/4)
- Threw for a franchise-record 527 yards on 43-of-55 passing with five touchdowns including a game-winning 48-yard touchdown to Andre Johnson in overtime vs. Jacksonville (11/18)
- Surpassed 300 yards passing for the second consecutive game, completing 29-of-48 pass attempts for 315 yards with a touchdown and an interception at Detroit (11/22)
- Threw for two touchdowns at Tennessee (12/2), his sixth multi-touchdown game of the season
- Completed 19-of-32 passes for 232 yards and an interception at New England (12/10)
- Threw his 120th career touchdown pass as part of a 261-yard passing day vs. Indianapolis (12/16)
- Made his playoff debut and threw for 262 yards and an interception in AFC Wild Card Playoff vs. Cincinnati (1/5/13)

2011 (Houston 10/10):
- Named one of the offensive captains for the 2011 season
- Completed 17-of-24 passes for 220 yards and a touchdown vs. Indianapolis (9/11)
- Completed 21-of-29 passes for 230 yards and two touchdowns for a passer rating of 118.5 at Miami (9/18)
- Became the Texans' all-time completions leader as he completed 22-of-39 passes for a 373 yards, three touchdowns and an interception at New Orleans (9/25)
- Finished 14-of-21 for 138 yards, one touchdown and a passer rating of 100.9 vs. Pittsburgh (10/2)
- Threw for a season-high 416 yards and two touchdowns vs. Oakland (10/9)
- Completed 21-of-37 passes for 220 yards and a touchdown at Baltimore (10/16)
- Connected on 18-of-23 passes for 296 yards and two touchdowns with a 147.7 passer rating at Tennessee (10/23)
- Threw for 225 yards and a touchdown while also rushing for his first touchdown of the season on a 2-yard run to cap off the opening drive vs. Jacksonville (10/30)
- Ran in a touchdown for the second consecutive week vs. Cleveland (11/6)
- Connected on 11-of-15 passes for 242 yards and two touchdowns while setting a career-high and franchise record with a 154.9 passer rating at Tampa Bay (11/13)
- Placed on injured reserve after suffering a foot injury against the Buccaneers (11/23)

2010 (Houston 16/16):
- Named one of the offensive captains for the 2010 season and started all 16 games for the second consecutive season, throwing for 4,369 yards, 24 touchdowns, 12 interceptions and a 92.0 passer rating for the season
- Completed 38-of-52 passes for 497 yards, three touchdowns, one interception and a passer rating of 114.0 at Washington (9/19), the Texans first overtime win in franchise history
- Set a franchise record with his 60th touchdown pass as a Texan with his second touchdown pass at Oakland (10/3); completed 16-of-29 passes for 192 yards
- Named AFC Offensive Player of the Week after completing 25-of-33 passes for 305 yards and two touchdowns, including an 11-yard touchdown pass to Andre Johnson with 28 seconds remaining to clinch the win vs. Kansas City (10/17)
- Completed 22-of-32 passes for 314 yards, two touchdowns and a passer rating of 121.1 at Jacksonville (11/14)
- Completed 22-of-26 passes for 337 yards, two touchdowns and one interception at Philadelphia (12/2)
- Threw for 394 yards, breaking David Carr's franchise record of 13,391 passing yards vs. Baltimore (12/13); finished with three touchdown passes and two interceptions
- Threw for 325 yards, two touchdowns and one interception at Tennessee (12/19)
- Had his fourth consecutive 300-yard game, throwing for 310 yards, one touchdown and one interception at Denver (12/26)

2009 (Houston 16/16):
- Finished the year with an NFL-best 4,770 passing yards, becoming the first Texans quarterback to lead the league in passing; passed for the sixth-most yards
- Had 10 games with a QB rating of 90, topped 300 passing yards nine times, tying for the second-most 300-yard games in a season in NFL history
- Surpassed 10,000 passing yards as a Texan
- Named AFC Offensive Palyer of the Week after completing 25-of-39 passes at Tennessee (9/20) for 357 yards, a career-high four touchdown passes and a 127.8 passer rating
- Set career highs for pass attempts and completions, going 35-of-50 for 371 yards and two touchdowns at Arizona (10/11)
- Completed 28-of-40 passes for a season-high 392 yards and tied a career high with four touchdown passes at Cincinnati (10/18)
- Set a Texans season record with his 17th touchdown pass and fifth 300-yard game passing when he completed 32-of-43 passes for 311 yards and one touchdown at Indianapolis (11/8); threw his 50th career touchdown pass to FB Vonta Leach for a seven-yard score in the first quarter
- Completed 29-of-39 passes for 365 yards, two touchdowns and one interception vs. Seattle (12/13) for a passer rating of 109.5; his 336 yards at halftime were the third-most in the NFL since 1991
- Threw for 367 yards and one touchdown at St. Louis (12/20) for his NFL-leading fifth game of at least 350 passing yards
- Completed 24-of-39 passes for 303 yards with two touchdowns and one interception, giving him a passer rating of 92.1 vs. New England (1/3/10) and led the Texans back from a 27-13 fourth quarter deficit to give the Texans the first winning season in franchise history

2008 (Houston 11/11):
- Started 11 games for the second consecutive year, going 6-5 in those starts
- Threw for a career-high 3,043 yards and 15 touchdowns on 251-of-380 attempts while rushing for two touchdowns
- Missed one game due to illness and four because of a knee injury suffered against Minnesota
- Set franchise records for quarterback rating (92.7) and 300-yard passing games (4)
- Had the fourth-best completion percentage in the NFL (66.1), was second in yards per pass attempt (8.01), fourth in passing yards per game (276.6) and his 92.7 passer rating was good for eighth in the League
- Threw for 202 yards on 25-of-33 passing with one touchdown and two interceptions at Pittsburgh (9/7); also rushed for a touchdown late in the fourth quarter, the first of his career
- Completed 29-of-40 passes for 307 yards and three touchdowns at Jacksonville (9/28)
- Completed 22-of-42 passes for 379 yards and one touchdown vs. Miami (10/12) and ran the ball four times for 15 yards, including the game-winning three-yard touchdown run with :07 left on the clock; his touchdown run capped the second game-winning drive of his career, rallying the Texans from a 28-23 deficit to a 29-28 win
- Connected on 24-of-28 passes for 280 yards and three touchdowns vs. Cincinnati (10/26) and set then-franchise records with a 144.0 passer rating and 85.7 completion percentage
- Named the AFC Offensive Player fo the Week after throwing for a career-high and franchise-record 414 yards on 28-of-42 passing and leading the third game-winning drive of his career and second of the season at Green Bay (12/7); guided the Texans 75 yards in nine plays to set up K Kris Brown's game-winning 40-yard field goal
- Completed 27-of-36 pass attempts for 328 yards and two touchdowns vs. Chicago (12/28)

2007 (Houston 11/11):
- Started 11 games in his first season as a regular starter and finished 192-of-289 for 2,241 yards and nine touchdown passes and nine interceptions and a quarterback rating of 87.3
- Missed portions of the season with a shoulder injury and concussion
- Started his first game as a Texan vs. Kansas City (9/9) and finished 16-of-22 for 225 yards and a touchdown with a rating of 101.5; connected with WR Andre Johnson midway through the second quarter for a 77-yard touchdown
- Started at Carolina (9/16) and finished 20-of-28 for 227 yards and two touchdowns with a season-best rating of 119.2
- Completed his last 14 pass attempts to finish 27-of-33 for 236 yards and a touchdown vs. Indianapolis (9/23)
- Returned to Atlanta (9/30) against his former team and completed 28-of-40 passes for a career-high 317 yards and one touchdown pass and a 101.8 QB rating
- Started vs. Miami (10/7) and was 20-of-34 for 294 yards; led the Texans on his first-ever game-winning drive, starting at the Texans' 3-yard line and marching the team 59 yards on eight plays to set up K Kris Bown's 57-yard game-winning field goal
- Finished 21-of-33 for 293 yards and two touchdowns vs. New Orleans (11/11) and a passer rating of 112.3, his second-highest of the season
- Finished 22-of-36 for 256 yards and two touchdowns at Cleveland (11/25) and recorded his third multi-touchdown game of the season

2006 (Atlanta 16/0):
- Played in all 16 games for the second consecutive season as the primary backup to starting QB

SCHAUB, MATT

Michael Vick

- Threw for 208 yards on 18-of-27 passing with one touchdown and two interceptions on the year
- Saw his most extensive action of the year in the season finale at Philadelphia (12/31), completing 15-of-21 passes for 175 yards with one touchdown and one interception

2005 (Atlanta 16/1):

- Played in every game with one start, completing 33-of-64 passes for 495 yards with four touchdowns and no interceptions on the season
- Rushed nine times for 76 yards (8.4 avg.)
- Made second career start vs. New England (10/9) and completed 18-of-34 passes for 298 yards with three touchdowns and a 112.1 passer rating; led fourth-quarter comeback from 15-point deficit to tie the game at 28 with four minutes remaining
- Played in the second half vs. Carolina (1/1/06) and completed 9-of-13 passes for 110 yards with one touchdown

2004 (Atlanta 6/1):

- Saw action in six games with one start as a rookie and served as a backup to QB Michael Vick the remaining 10 games
- Completed 33-of-70 passes for 330 yards with one touchdown and four interceptions
- Made his first NFL start and completed 17-of-41 passes for 188 yards with two interceptions at New Orleans (11/28) and rushed four times for 21 yards
- Filled in as a sub in the second quarter and completed 14-of-22 passes for 132 yards with one touchdown and one interception at Seattle (1/2/05)

COLLEGE:

- Holds Virginia school career records for pass completions (716), attempts (1,069), passing yards (7,502), total offense yards (7,560), touchdown passes (56), 300-yard passing games (eight) and 200-yard passing games (20)
- Completed 66.9 percent of his passes during his career, the second-best mark in NCAA Division 1-A history, topped only by Tim Couch of Kentucky (67.15 percent, 1996-98)
- 2003 Heisman Trophy candidate after being named the 2002 Atlantic Coast Conference Player of the Year
- Completed 281-of-403 passes for 2,952 yards, 18 touchdowns and 10 interceptions as a senior, earning All-ACC first-team honors after being name ACC Player of the Year and Offensive Player of the Year as a junior

PERSONAL:

- Lettered in football, baseball and basketball at East High School in his hometown of West Chester, Pa.
- Completed 277-of-544 passes for 3,990 yards and 35 touchdowns during his career as he set school records for pass attempts, completions, yards per game and total yards for the Vikings
- Participated in the Atlanta Falcons Coaches Academy in addition to various charity golf tournaments and community outreach programs in 2004
- Born Matthew Rutledge Schaub in West Chester, Pa.
- Married to Laurie and has three daughters, Madison (2) and twins, Makalya and Mackezie (1)

Schaub's 2012 Season Statistics

Date, Opp	GP	GS	Att	Cmp	Pct	Yds	Yd/Att	TD	Int	Lg	Sk	Lst	Rate
9/9 vs. MIA	1	1	31	20	64.5	266	8.6	1	0	29	2	12	102.4
9/16 @ JAX	1	1	35	26	74.3	195	5.6	0	0	18	0	0	87.2
9/23 @ DEN	1	1	30	17	56.7	290	9.7	4	1	60	1	6	115.3
9/30 vs. TEN	1	1	28	20	71.4	202	7.2	2	0	33	0	0	115.5
10/8 @ NYJ	1	1	28	14	50.0	209	7.5	1	1	34	0	0	71.9
10/14 vs. GB	1	1	33	20	60.6	232	7.0	0	2	27	3	24	56.6
10/21 vs. BAL	1	1	37	23	62.2	256	6.9	2	0	34	2	17	100.7
11/4 vs. BUF	1	1	27	19	70.4	268	9.9	2	0	39	2	12	126.8
11/11 @ CHI	1	1	26	14	53.8	95	3.7	1	2	23	1	7	42.9
11/18 vs. JAX	1	1	55	43	78.2	527	9.6	5	2	48	2	23	121.7
11/22 @ DET	1	1	48	29	60.4	315	6.6	1	1	43	2	19	78.0
12/2 @ TEN	1	1	35	21	60.0	207	5.9	2	0	54	0	0	95.8
12/10 @ NE	1	1	32	19	59.4	232	7.3	0	1	30	2	24	68.8
12/16 vs. IND	1	1	31	23	74.2	261	8.4	1	0	52	3	22	109.7
12/23 vs. MIN	1	1	32	18	56.3	178	5.6	0	0	19	3	25	72.1
12/30 @ IND	1	1	36	24	66.7	275	7.6	0	2	39	4	25	66.3
2012 Totals	16	16	544	350	64.3	4,008	7.4	22	12	60	27	216	90.7

Schaub's Career Statistics

Year	Team	GP	GS	Att	Cmp	Pct	Yds	Yd/Att	TD	Int	Lg	Sk	Lst	Rate
2004	Atl	6	1	70	33	47.1	330	4.7	1	4	59	4	14	42.0
2005	Atl	16	1	64	33	51.6	495	7.7	4	0	53	6	27	98.1
2006	Atl	16	0	27	18	66.7	208	7.7	1	2	47	2	8	71.2
2007	Hou	11	11	289	192	66.4	2,241	7.8	9	9	77	16	126	87.2
2008	Hou	11	11	380	251	66.1	3,043	8.0	15	10	65	23	149	92.7
2009	Hou	16	16	583	396	67.9	4,770	8.2	29	15	72	25	149	98.6
2010	Hou	16	16	574	365	63.6	4,370	7.6	24	12	60	32	226	92.0
2011	Hou	10	10	292	178	61.0	2,479	8.5	15	6	80	16	98	96.8
2012	Hou	16	16	544	350	64.3	4,008	7.4	22	12	60	27	216	90.7
NFL Totals		118	82	2,823	1,816	64.3	21,944	7.8	120	70	80	151	1,013	91.9
Texans Totals		80	80	2,662	1,732	65.1	20,911	7.9	114	64	80	139	964	93.3

Schaub's 2012 Passing Season Highs

Passing Yards	527	vs. Jacksonville (OT), 11/18/12 (43 completions)
Passing Attempts	55	vs. Jacksonville (OT), 11/18/12
Completions	43	vs. Jacksonville (OT), 11/18/12 (527 yards)
Touchdown Passes	5	vs. Jacksonville (OT), 11/18/12
Passer Rating	126.8	vs. Buffalo, 11/4/12
Longest Pass	60t	at Denver, 9/23/12

Schaub's Passing Career Highs

Passing Yards	527	vs. Jacksonville (OT), 11/18/12 (43 completions)
Passing Attempts	55	vs. Jacksonville (OT), 11/18/12
Completions	43	vs. Jacksonville (OT), 11/18/12 (527 yards)
Touchdown Passes	5	vs. Jacksonville (OT), 11/18/12
Passer Rating	154.9	at Tampa Bay, 11/13/11
Longest Pass	78t	at Tennessee, 10/23/11
Interceptions	3	at Tennesse, 9/21/08

Schaub's 2012 Rushing Season Statistics

Date, Opp	GP	GS	Rush	Yds	Avg	Lg	TD	Rec	Yds	Avg	Lg	TD
9/9 vs. MIA	1	1	4	-2	-0.5	2	0	0	0	--	--	0
9/16 @ JAX	1	1	2	-3	-1.5		0	0	0	--	--	0
9/23 @ DEN	1	1	0	0	--	--	0	0	0	--	--	0
9/30 vs. TEN	1	1	2	-2			0	0	0	--	--	0
10/8 @ NYJ	1	1	0	0	--	--	0	0	0	--	--	0
10/14 vs. GB	1	1	1	0	0.0	0	0	0	0	--	--	0
10/21 vs. BAL	1	1	1	-2	-2.0	-2	0	0	0	--	--	0
11/4 vs. BUF	1	1	1				0	0	0	--	--	0
11/11 @ CHI	1	1	2	-2			0	0	0	--	--	0
11/18 vs. JAX	1	1	0	0	--	--	0	0	0	--	--	0
11/22 @ DET	1	1	2		-0.5	0	0	0	0	--	--	0
12/2 @ TEN	1	1	4	5	1.3	8	0	1	-6	-6.0	-6	0
12/10 @ NE	1	1	0	0	--	--	0	0	0	--	--	0
12/16 vs. IND	1	1	0	0	--	--	0	0	0	--	--	0
12/23 vs. MIN	1	1	0	0	--	--	0	0	0	--	--	0
12/30 @ IND	1	1	2		-0.5	0	0	0	0	--	--	0
2012 Totals	16	16	21	-9	-0.4	8	0	1	-6	-6.0	-6	0

Schaub's Career Rushing Statistics

Year	Team	G	GS	Rush	Yds	Avg	Lg	TD	Rec	Yds	Avg	Lg	TD
2004	Atl	6	1	8	26	3.3	11	0	0	0	--	--	0
2005	Atl	16	1	9	76	8.4	23	0	0	0	--	--	0
2006	Atl	16	0	7	21	3.0	19	0	0	0	--	--	0
2007	Hou	11	11	17	52	3.1	12	0	0	0	--	--	0
2008	Hou	11	11	31	68	2.2	10	2	0	0	--	--	0
2009	Hou	16	16	48	57	1.2	19	0	0	0	--	--	0
2010	Hou	16	16	22	28	1.3	8	0	0	0	--	--	0
2011	Hou	10	10	15	8	0.5	3	2	0	0	--	--	0
2012	Hou	16	16	21	-9	-0.4	8	0	1	-6	-6.0	-6	0
NFL Totals		118	82	178	327	1.8	23	4	1	-6	-6.0	-6	0

Schaub's 2012 Rushing Season Highs

Long Rush	8	at Tennessee, 12/2/12

Schaub's Rushing Career Highs

Rushing Yards	56	vs. Minnesota (4 rushes), 10/2/05
Long Rush	23	vs. Minnesota, 10/2/05
Rushing Touchdowns	1	four times, most recent:
	1	vs. Cleveland, 11/6/11

Additional Statistics

Fumbles/Lost: 33/14 total; 2004 - 1/0, 2005 - 1/1, 2006 - 1/0, 2007 - 7/3, 2008 - 10/4, 2009 - 3/2, 2010 - 9/3, 2011 - 2/1

Fumble Recoveries: 10 total; 2004 - 0, 2005 - 0, 2006 - 1, 2007 - 2, 2008 - 4, 2009 - 1, 2010 - 1, 2011 - 1

Schaub's 2012 Playoff Statistics

Date, Opp	GP	GS	Att	Cmp	Pct	Yds	Yd/Att	TD	Int	Lg	Sk	Lst	Rate
1/5/13 vs. CIN (WC)	1	1	38	29	76.3	262	6.9	0	1	22	0	0	83.4
2012 Totals	1	1	38	29	76.3	262	6.9	0	1	22	0	0	83.4

ANTONIO SMITH

DEFENSIVE END

94

Height: 6-4 | Weight: 280 | College: Oklahoma State |
Hometown: Oklahoma City, Okla. | 8th NFL Season |
4th with Texans | Age as of Kickoff Weekend 2012: 30 |
Acquired: UFA-'09 (Arizona) | 2012 GP/GS: 16/16 |
Career GP/GS: 125/102 | Teams: Arizona, 2004-08; Houston, 2009-12 |

TRANSACTIONS: Selected by Arizona Cardinals in the fifth round (135th overall) of the 2004 NFL Draft... Signed by Cardinals on July 27, 2004...Released by Cardinals on Sept. 5, 2004...Re-signed by Cardinals to practice squad on Sept. 6, 2004...Signed by Cardinals to active roster on Dec. 15, 2004...Assigned by Cardinals to Hamburg Sea Devils in 2005 NFL Europe enhancement allocation program on Feb. 14, 2005... Released by Cardinals on Sept. 4, 2005...Re-signed by Cardinals to practice squad on Sept. 8, 2005... Signed by Cardinals to active roster on Oct. 6, 2005...Re-signed with Cardinals on April 5, 2007...Re-signed with Cardinals on April 3, 2008...Signed by Houston Texans on March 1, 2009.

HONORS:
- Pro Bowl (2012)

CAREER:
- Joined the Texans as an unrestricted free agent prior to the 2009 season
- Started 61-of-62 games in his three-plus seasons in Houston and has registered 144 tackles, 22.0 sacks, six forced fumbles and three fumble recoveries
- Played in 61 games with 39 starts over five seasons with the Arizona Cardinals
- Spent the spring of 2005 with the Hamburg Sea Devils of NFL Europe, starting 9-of-10 games and finished with six sacks, 28 tackles and a forced fumble while earning All-NFL Europe honors
- Worked his way up from the Cardinals practice squad to become a regular starter, eventually starting all three playoff games for the Cardinals in their run to Super Bowl XLII

2012 (Houston 16/16, 1/1):
- Set career-highs with 7.0 sacks and three passes defensed on the seasont
- Named one of the defensive captains for the 2012 season
- Assisted on a sack of Ryan Tannehill in the season opener vs. Miami (9/9)
- Made three tackles (one solo) including assisting on a sack at Jacksonville (9/16)
- Made three tackles (two solo) and had two hits on the quarterback at Denver (9/23)
- Sacked Matt Hasselbeck for a 1-yard loss, forcing a fumble on the play vs. Tennessee (9/30)
- Registered a season-high six tackles (three solo) one quarterback hit at the New York Jets (10/8)
- Had four tackles (three solo) vs. Green Bay (10/14)
- Registered his third and fourth sacks of the season when he dropped Joe Flacco on consecutive plays in the fourth quarter vs. Baltimore (10/21)
- Had four tackles (two solo) vs. Buffalo (11/4)
- Collected two passes defensed vs. Jacksonville (11/18)
- Recorded three tackles (two solo) and a blocked pass at Detroit (11/22)
- Made three tackles including a sack for a 9-yard loss, forced a fumble and recoverd a fumble at Tennessee (12/2)
- Totaled three tackles (two solo) at New England (12/10)
- Sacked Andrew Luck for a 9-yard loss and collected two tackles vs. Indianapolis (12/16)
- Registered five tackles vs. Minnesota (12/23)
- Established a career high for sacks with 7.0 when he sacked QB Andrew Luck for a loss of 7 yards in the second quarter at Indianapolis (12/30)
- Collected two tackles in AFC Wild Card Playoff (1/5/13)

2011 (Houston 16/16):
- Named one of the defensive captains for the 2011 season and finished second on the team with 6.5 sacks along with one forced fumble and 25 tackles (19 solos)
- Recorded one sack for a loss of 7 yards, one forced fumble and two quarterback pressures to go along with three tackles (one solo) in the season opener vs. Indianapolis (9/11)
- Made two solo tackles, one sack for a loss of 9 yards and one pass defensed at Miami (9/18)
- Recorded a sack in his third straight game for the second time in his career at New Orleans (9/25)
- Made two solo tackles vs. Pittsburgh (10/2), including a fourth-quarter sack of Ben Roethlisberger
- Had three solo tackles and two hits on the quarterback at Baltimore (10/16)
- Sacked Matt Hasselbeck twice in the season finale vs. Tennessee (1/1/12), giving him a career-high 6.5 sacks on the season
- Sacked Andy Dalton for an 8-yard loss as part of a five-tackle day in AFC Wild Card Playoff vs. Cincinnati (1/7/12)
- Recorded three tackles (two solo) in AFC Divisional Playoff at Baltimore (1/15/12)

2010 (Houston 16/16):
- Named one of the defensive captains for the 2010 season
- Started all 16 games while registering 38 tackles (23 solo) and four sacks
- Assisted on a sack and had three quarterback hits and a pass defensed vs. Indianapolis (9/12)
- Made four solo tackles, two sacks and forced a fumble at Oakland (10/3)
- Recorded three tackles (two solo) and had a pass defensed vs. Kansas City (10/17)
- Had four solo tackles and assisted on a sack with Mario Williams vs. San Diego (11/7)
- Registered four tackles (two solo) and had a hit on the quarterback at the New York Jets (11/21)
- Notched two tackles (one solo) and two hits on the quarterback vs. Tennessee (11/28)
- Made his fourth sack of the season as part of a three-tackle day including two for a loss at Tennessee (12/19)
- Assisted on three tackles and had four quarterback hits in the season finale vs. Jacksonville (1/2/11)

2009 (Houston 16/15):
- Made 34 tackles including 4.5 sacks, two forced fumbles and two fumble recoveries
- Made his Texans debut, starting at defensive end and recording three solo tackles and a forced fumble vs. the New York Jets (9/13)
- Made two solo tackles, including one for a loss vs. Oakland (10/4) as well as recording two quarterback hits and recovering a fumble
- Assisted on one tackle and recovered a fumble at Cincinnati (10/18)
- Made his first sack as a Texan as part of a day that included two tackles (two solo), three quarterback hits and one tackle for a loss at Buffalo (11/1)
- Had two solo tackles, one sack for a loss of 6 yards and a forced fumble at Indianapolis (11/8)
- Made three solo tackles, including one for a loss and a quarterback hit vs. Tennessee (11/23)
- Teamed with DE Connor Barwin on a 10-yard sack of Jaguars QB David Garrard at Jacksonville (12/6), finishing with two total tackles and two quarterback hits
- Made four tackles (three solo) at St. Louis (12/20) including a sack or Rams QB Keith Null for a loss of 8 yards
- Had two tackles (one solo), three quarterback hits and combined with DT Jeff Zgonina for a sack on Chad Henne for a loss of 8 yards at Miami (12/27)

2008 (Arizona 16/10):
- Started 10 regular-season games and three playoff games for the NFC Champion Cardinals, including Super Bowl XLII
- Finished with 41 total tackles (31 solo), 3.5 sacks, two forced fumbles and three fumble recoveries
- Recorded three solo tackles and his first sack of the season for an 8-yard loss at Seattle (11/16)
- Recorded four solo tackles, including two solos, and a half-sack at Philadelphia (11/27)
- Started and recorded a season-high five solo tackles and one sack vs. Minnesota (12/14)
- Made three solo tackles and a sack in playoff-clinching win vs. Seattle (12/28)
- Had three solo tackles and a sack in NFC Wild Card Playoff win against Atlanta (1/3/09)
- Started and recorded two solo tackles and a sack in NFC Divisional Playoff win at Carolina (1/10/09)
- Started and had one solo tackle in NFC Championship Game victory against Philadelphia (1/18/09)
- Started and notched two tackles, including one solo, in Super Bowl XLII vs. Pittsburgh (2/1/09)

2007 (Arizona 16/13):
- Started 13-of-16 games played and registered a career-high 60 tackles and 5.5 sacks while finishing tied for third in the NFL in defensive fumble recoveries with three
- Recovered a second/quarter fumble at 49ers 36-yard line to set up touchdown in the season opener at San Francisco (9/10)
- Led team with one sack and one quarterback hit in the home opener vs. Seattle (9/16)
- Tied season highs with seven total tackles and five unassisted tackles as well as recorded one sack and one tackle for loss vs. Pittsburgh (9/30)
- Recorded one quarterback hit and one sack vs. Carolina (10/14) to set a single-season career high with 3.5 sacks in six games
- Totaled one forced fumble, two quarterback hits and recovered a fumble and advanced it to the Arizona 49 yard-line in the third quarter that led to a touchdown vs. Detroit (11/11)
- Recovered first-quarter fumble as well as one quarterback pressure and one quarterback hit vs. Cleveland (12/2)

2006 (Arizona 16/8):
- Appeared in all 16 games for the first time in his career, starting eight, while also recording 25 tackles
- Recorded one tackle and recovered his first career fumble late in the fourth quarter vs. St. Louis (9/24)
- Had four tackles while registering his first sack of the season when he corralled Michael Vick in the second quarter at Atlanta (10/1)
- Earned his first start of the season at defensive tackle, collected two tackles and two quarterback pressures vs. Chicago (10/16)
- Collected three tackles, a half sack and a quarterback pressure at St. Louis (12/3)
- Had four tackles, one sack and a quarterback pressure vs. Seattle (12/10)
- Collected five tackles, two tackles for a loss and a fumble recovery which he picked up and ran back four yards for a touchdown vs. Denver (12/17)

2005 (Arizona 11/8):
- Recorded his first career start at Detroit (11/13) and recorded three tackles including one for a loss
- Recorded two tackles and forced a fumble vs. Jacksonville (11/27)
- Recorded his first two career sacks at Houston (12/18) bringing down David Carr while also adding one tackle
- Sacked Jim Sorgi for his third sack of the season at Indianapolis (1/1/06)

2004 (Arizona 2/0):
- Signed to the 53-man active roster on 12/15 after spending the first 13 weeks as a member of the practice squad
- Saw action on defense in his first game on the active roster vs. St. Louis (12/19) and at Seattle (12/26) and recorded one QB pressure

COLLEGE:
- Two-year starter at Oklahoma State after transferring from Northeastern Oklahoma A&M College
- Though his senior season was shortened by a leg injury, still managed to record two-year totals of 60 tackles (30 solos), 8.5 sacks, seven quarterback pressures and three pass deflections in 24 games

PERSONAL:
- Attended John Marshall (Oklahoma City, Okla.) High School where he was named all-city and honorable mention all-state as a senior
- Did not begin playing football until ninth grade at the urging of a friend
- Also lettered in track and earned all-city recognition in shot put
- Education major at Oklahoma State

SMITH, ANTONIO

Smith's 2012 Season Statistics

			Tackles					Interceptions					Fumbles			
Date, Opp	G	GS	Tot	Solo	Asst	Sk	Yds	No	Yds	Lg	TD	PD	FF	FR	Yds	TD
9/9 vs. MIA	1	1	2	1	1	0.5	4.0	0	0	0	0	0	0	0	0	0
9/16 @ JAX	1	1	3	1	2	0.5	4.0	0	0	0	0	0	0	0	0	0
9/23 @ DEN	1	1	3	2	1	0.0	0.0	0	0	0	0	0	0	0	0	0
9/30 vs. TEN	1	1	2	1	1	1.0	1.0	0	0	0	0	0	1	0	0	0
10/8 @ NYJ	1	1	6	3	3	0.0	0.0	0	0	0	0	0	0	0	0	0
10/14 vs. GB	1	1	4	3	1	0.0	0.0	0	0	0	0	0	0	0	0	0
10/21 vs. BAL	1	1	5	4	1	2.0	17.0	0	0	0	0	0	0	0	0	0
11/4 vs. BUF	1	1	4	2	2	0.0	0.0	0	0	0	0	0	0	0	0	0
11/11 @ CHI	1	1	1	0	1	0.0	0.0	0	0	0	0	0	0	0	0	0
11/18 vs. JAX	1	1	0	0	0	0.0	0.0	0	0	0	0	2	0	0	0	0
11/22 @ DET	1	1	3	2	1	0.0	0.0	0	0	0	0	1	0	0	0	0
12/2 @ TEN	1	1	3	3	0	1.0	9.0	0	0	0	0	0	1	1	0	0
12/10 @ NE	1	1	3	2	1	0.0	0.0	0	0	0	0	0	0	0	0	0
12/16 vs. IND	1	1	2	2	0	1.0	9.0	0	0	0	0	0	0	0	0	0
12/23 vs. MIN	1	1	5	5	0	0.0	0.0	0	0	0	0	0	0	0	0	0
12/30 @ IND	1	1	4	4	0	1.0	7.0	0	0	0	0	0	0	0	0	0
2012 Totals	16	16	50	35	15	7.0	51.0	0	0	0	0	3	2	1	0	0

Smith's Career Statistics

				Tackles					Interceptions					Fumbles			
Year	Team	G	GS	Tot	Solo	Asst	Sk	Yds	No	Yds	Lg	TD	PD	FF	FR	Yds	TD
2004	Ari	2	0	0	0	0	0.0	0.0	0	0	0	0	0	0	0	0	0
2005	Ari	11	8	16	16	0	3.0	16.0	0	0	0	0	0	0	0	0	0
2006	Ari	16	8	25	15	10	2.5	9.0	0	0	0	0	0	0	2	4	1
2007	Ari	16	13	44	37	7	5.5	35.0	0	0	0	0	0	1	3	10	0
2008	Ari	16	10	41	31	10	3.5	24.0	0	0	0	0	0	2	3	16	0
2009	Hou	16	15	34	26	8	4.5	25.0	0	0	0	0	1	2	2	0	0
2010	Hou	16	16	38	23	15	4.0	28.0	0	0	0	0	2	1	0	0	0
2011	Hou	16	16	25	19	6	6.5	44.5	0	0	0	0	2	1	0	0	0
2012	Hou	16	16	50	35	15	7.0	51.0	0	0	0	0	3	2	1	0	0
NFL Totals		125	102	273	202	71	36.5	232.5	0	0	0	0	8	9	11	30	1

Smith's 2012 Season Highs

Sacks	2	vs. Baltimore (J. Flacco), 10/21/12
Tackles	6	at New York Jets, 10/8/12
Forced Fumbles	1	twice, last at Tennessee, 12/2/12
Passes Defensed	2	vs. Jacksonville, 11/18/12
Fumble Recoveries	1	at Tennessee, 12/2/12

Smith's Career Highs

Tackles	6	twice, most recent: at NY Jets, 10/8/12
Sacks	2	twice, last vs. Baltimore (J. Flacco), 10/21/12
Forced Fumbles	1	Eight times, most recent: at Tennessee, 12/2/12
Fumble Recoveries	1	Nine times, most recent: at Tennessee, 12/2/12
Touchdowns	1	vs. Denver, 4-yard FR, 12/17/06
Passes Defensed	2	vs. Jacksonville, 11/18/12

Smith's 2012 Playoff Statistics

			Tackles					Interceptions					Fumbles			
Date, Opp	GP	GS	Tot	Solo	Asst	Sk	Yds	No	Yds	Lg	TD	PD	FF	FR	Yds	TD
1/5/13 vs. CIN (WC)	1	1	2	2	0	0.0	0.0	0	0	0	0	0	0	0	0	0
2012 Totals	1	1	2	2	0	0.0	0.0	0	0	0	0	0	0	0	0	0

Smith's Career Playoff Statistics

			Tackles					Interceptions					Fumbles			
Date, Opp	GP	GS	Tot	Solo	Asst	Sk	Yds	No	Yds	Lg	TD	PD	FF	FR	Yds	TD
1/3/09 vs. ATL (WC)	1	0	3	3	0	1.0	3.0	0	0	0	0	0	0	0	0	0
1/10/09 at CAR (Div)	1	1	2	2	0	1.0	7.0	0	0	0	0	0	1	1	0	0
1/18/09 vs. PHI (Conf)	1	1	1	1	0	0.0	0.0	0	0	0	0	0	0	0	0	0
2/1/09 vs. PIT (SB)	1	1	2	1	1	0.0	0.0	0	0	0	0	0	0	0	0	0
1/7/12 vs. CIN (WC)	1	1	5	5	0	1.0	8.0	0	0	0	0	0	0	0	0	0
1/15/12 at BAL (Div)	1	1	3	2	1	0.0	0.0	0	0	0	0	0	0	0	0	0
1/5/13 vs. CIN (WC)	1	1	2	2	0	0.0	0.0	0	0	0	0	0	0	0	0	0
Career Totals	7	6	18	16	2	3.0	18.0	0	0	0	0	0	1	1	0	0

WADE SMITH

GUARD

74

Height: 6-4 | Weight: 310 | College: Memphis |
Hometown: Dallas, Texas | 10th NFL Season |
3rd with Texans | Age as of Kickoff Weekend 2012: 31 |
Acquired: UFA-'10 (Kansas City) | 2012 GP/GS: 16/16 |
Career GP/GS: 122/82 | Teams: Miami, 2003-05; New York Jets, 2006-07; Kansas City, 2008-09; Houston, 2010-12 |

TRANSACTIONS: Selected by the Miami Dolphins in the third round (78th overall) of the 2003 NFL Draft... signed by Dolphins on July 28, 2003...Released by Dolphins on Sept. 12, 2006...Signed by New York Jets on Sept. 15, 2006...Signed by Jets on March 12, 2007...Signed by Kansas City Chiefs on April 21, 2008... Signed by Houston Texans on March 16, 2010.

HONORS:
- Pro Bowl selection (2013)
- 2010 USA Today All-Joe Team
- Madden Protectors Award (Week 7, 2011; Week 4, 2012; Week 13, 2012)

CAREER:
- Started all 16 games in each of his first three seasons in Houston
- Played the majority of his snaps with the Kansas City Chiefs (2008-09) at right guard and center
- Worked primarily at tackle with the New York Jets (2006-07)
- Former third-round selection of Miami, started all 16 games at left tackle for the Dolphins as a rookie in 2003
- Has played in 122 career games with 82 starts and has played in three postseason contests

2012 (Houston 16/16, 1/1):
- Part of an offensive line that cleared the way for Texans running backs to rush for 216 yards and three touchdowns while not allowing Matt Schaub to be sacked at Jacksonville (9/17)
- Helped provide protection for Matt Schaub, enabling him to tie a career-high with four touchdown passes at Denver (9/23)
- Helped Arian Foster rush for 152 yards and a touchdown at the New York Jets (10/8)
- Part of an offense that set a franchise record by scoring 43 points vs. Baltimore (10/21)
- Helped Foster go over 100 yards for the fourth time this season as he gained 111 yards on 24 carries and scored a touchdown vs. Buffalo (11/4)
- Part of an offense that set a franchise record with 640 yards of offense and tied the franchise scoring record with 43 points vs. Jacksonville (11/18) and put up another 501 yards at Detroit (11/22)
- Paved the way for Foster to rush for 140 yards while not allowing Schaub to be sacked in the AFC Wild Card Playoff vs. Cincinnati (1/5/13)

2011 (Houston 16/16):
- Paved the way for Ben Tate to rush for 116 yards vs. Indianapolis (9/11) and 103 yards at Miami (9/18)
- Provided pocket protection enabling Matt Schaub to throw for 373 yards and three touchdowns at New Orleans (9/25)
- Helped control the line of scrimmage, clearing the way for Arian Foster to rush for 155 yards and a touchdown vs. Pittsburgh (10/2)
- Recovered two fumbles, including one in the end zone for his first career touchdown at Baltimore (10/16)
- Part of an offense that put up 518 total yards, the third-highest in team history, which included two 100-yard rushers and a 100-yard receiver at Tennessee (10/23)
- Cleared holes on the offensive line enabling the Texans to rush for a franchise-record 261 yards, including two 100-yard rushers for the second time this season, vs. Cleveland (11/6)
- Paved the way for Foster to become the first player to rush for over 100 yards on the Falcons defense this season when he went for 111 yards on 31 carries vs. Atlanta (12/4)
- Helped Foster go over 100 yards for the sixth time this season and over 1,000 yards rushing for the second consecutive season vs. Carolina (12/18)
- Cleared holes on the offensive line for Foster to rush for 153 yards in AFC Wild Card Playoff vs. Cincinnati (1/7/12)
- Paved the way for Foster to rush for 132 yards, the most Baltimore's defense has ever given up in a postseason game, in AFC Divisional Playoff (1/15/12)

2010 (Houston 16/16):
- Started every game at left guard for an offense that set a franchise record averaging 386.6 yards per game to rank third in the NFL and produced the NFL's leading rusher
- Made his Texans debut, started at left guard and helped pave the way for Foster's franchise-record 231 yards rushing vs. Indianapolis (9/12)
- Provided pocket protection for Schaub, enabling him to throw for a franchise-record 497 yards and three touchdowns at Washington (9/19)
- Helped Texans running backs rush for 249 yards while allowing no sacks at Oakland (10/3)
- Provided protection for Schaub during his AFC Player of the Week performance vs. Kansas City (10/17)
- Cleared holes at left guard, allowing Foster to rush for 127 yards vs. San Diego (11/7)
- Opened holes for Foster to rush for 143 yards vs. Tennessee (11/28)
- Recovered a fumble at Tennessee (12/19)
- Paved the way for Foster to rush for 180 yards vs. Jacksonville (1/2/11) and wrap up the 2010 NFL rushing title

2009 (Kansas City 16/9):
- Played in all 16 games with nine starts in his second season with the Chiefs

2008 (Kansas City 15/7):
- Played in 15 games on special teams and saw duty in 10 contests on offense
- Started seven games, opening six games at right guard and one at center

2007 (New York Jets 14/0):
- Appeared as a reserve in 14 games

2006 (New York Jets 7/0):
- Played in seven games as a reserve offensive lineman
- Appeared in an AFC Wild Card at New England (1/7/07)

2005 (Miami 0/0):
- Spent the entire season on injured reserve with a right forearm injury suffered in training camp

2004 (Miami 6/2):
- Saw action in six contests with two starts and was inactive for 10 games
- Started at left tackle vs. Tennessee (9/11) and at Cincinnati (9/19)

2003 (Miami 16/16):
- Started all 16 games at left tackle
- Was a consensus all-rookie selection and the club's Newcomer of the Year by the South Florida media
- Started his first-career NFL contest at left tackle vs. the N.Y. Jets (9/3)

COLLEGE:
- Four-year letterman and two-year starter at Memphis
- Saw action at tight end his first two seasons before switching to tackle as a junior
- Played in 45 games (29 starts)
- Named second-team All-Conference USA as a senior in 2002
- Named the team's Offensive Lineman of the Year as a junior in 2001
- Graduated from Memphis with a degree in finance

PERSONAL:
- Was a two-year letterman as a tight end at Lake Highlands High School in Dallas
- Married to wife, Chareta, with a son, Nicholas, and two daughters, Arissa and Aalyiah

Smith's Career Statistics:
- Games/Starts: 2003: 16/16; 2004: 6/2; 2005: 0/0; 2006: 7/0; 2007: 14/0; 2008: 15/7; 2009: 16/9; 2010: 16/16; 2011: 16/16; 2012: 16/16; Total: 122/82.
- Postseason Games/Starts: 2006: 1/0; 2011: 2/2; 2012: 1/1; Total: 4/3.
- Tackles: 6 total; 2009 – 4, 2011 – 2

BEN TATE

RUNNING BACK

44

Height: 5-11 | Weight: 220 | College: Auburn |
Hometown: Salisbury, Md. | 3rd NFL Season |
3rd with Texans | Age as of Kickoff Weekend 2012: 23 |
Acquired: D2-'10 (58th overall) | 2012 GP/GS: 11/0 |
Career GP/GS: 26/2 | Teams: Houston, 2010-12 |

TRANSACTIONS: Selected by Houston Texans in the second round (58th overall) of the 2010 NFL Draft... Signed by Texans on July 29, 2010...Placed on injured reserve on Aug. 30, 2010.

HONORS:
- USA Today All-Joe Team (2011)

2012 (Houston 11/0, 1/0):
- Had six yards on five carries in the season opener vs. Miami (9/9)
- Named the Offensive Player of the Game after rushing for 74 yards on 12 carries and two touchdowns at Jacksonville (9/16)
- Carried eight times for 26 yards at Denver (9/23)
- Inactive for five games
- Had 10 carries for 47 yards vs. Baltimore (10/21)
- Had 18 yards rushing on three attempts at Tennessee (12/2)
- Rushed for 46 yards on eight carries at New England (12/10) with a long run of 23 yards

2011 (Houston 15/2):
- Ranked second on the team with 942 yards rushing in his first full season as a pro
- Made his NFL debut, rushing for 116 yards on 24 attempts and a touchdown vs. Indianapolis (9/11), the most rushing yards in a debut in Texans history
- Rushed for 103 yards on 23 attempts at Miami (9/18), becoming the first Texans running back and one of 11 running backs in NFL history to rush for over 100 yards in his first two appearances
- Rushed for 82 yards on 19 carries in his first career start at New Orleans (9/25)
- Had two carries for 20 yards vs. Pittsburgh (10/2) before leaving the game with a groin injury
- Carried nine times for 41 yards at Baltimore (10/16)
- Recorded his third 100-yard game of the season, rushing for 104 yards on 15 carries at Tennessee (10/23)
- Carried the ball five times for 42 yards (8.4 avg.) vs. Jacksonville (10/30)
- Named the Texans Offensive Player of the Game after rushing for 115 yards on 12 carries including a 27-yard touchdown run vs. Cleveland (11/6)
- Rushed 13 times for 63 yards and a touchdown at Tampa Bay (11/13)
- Had five carries for 26 yards (5.2 ypc) at Jacksonville (11/27)
- Carried the ball 11 times for 41 yards vs. Atlanta (12/4)
- Led the team in rushing with 67 yards on eight carries including a season-long of 44 yards at Cincinnati (12/11)
- Started the season finale vs. Tennessee (1/1/12) and rushed 16 times for 97 yards and a touchdown while also catching four passes for 24 yards
- Made his postseason debut, rushing for 37 yards on nine carries in AFC Wild Card Playoff vs. Cincinnati (1/7/12)

2010 (Houston 0/0):
- Missed the entire regular season after suffering a season-ending ankle injury in the first preseason game at Arizona (8/14)

COLLEGE:
- Started 19-of-47 games at Auburn and gained 3,321 yards with 24 touchdowns on 678 carries (4.9 average), adding 53 receptions for 336 yards (6.3 average) and eight kickoff returns for 186 yards (23.3 average)
- Generated 3,843 all-purpose yards, an average of 81.8 yards per game
- Finished his career ranked fifth in school history in rushing yardage
- 678 carries were second only to Carnell Williams' 741 in Auburn annals
- 24 touchdown runs tied Brent Fullwood (1983-86) for sixth on the Tigers' career-record chart
- Average of 70.7 yards per game rushing ranked ninth in school history
- Earned second-team All-Southeastern Conference honors from the Associated Press and third-team accolades from the league's coaches as a senior in 2009
- Just the second player in school history (Tommy Lorino, 1956-58) to lead the team in rushing three-straight years
- Selected to the honorable mention Freshman All-American team by The Sporting News in 2006
- Redshirted in 2005
- Graduated in May 2009 with a degree in criminology

PERSONAL:
- Attended Snow Hill (Md.) High School and set several Maryland state records, including most yards rushing in a season (2,886 as a junior) and career (5,920)
- Also set the state record for total offensive yards in a career with 6,123
- Gatorade State Player of the Year as a senior and a two-time consensus All-State pick
- Rushed 542 times for 5,920 yards (10.9 average) and 78 touchdowns in 37 career games played
- Son of Charlotte Green and Ben Tate Jr.

Tate's 2012 Season Statistics

Date, Opp	GP	GS	Rush	Yds	Avg	Lg	TD	Rec	Yds	Avg	Lg	TD
9/9 vs. MIA	1	0	5	6	1.2	6	0	3	22	7.3	8	0
9/16 @ JAX	1	0	12	74	6.2	25	2	4	23	5.8	11	0
9/23 @ DEN	1	0	8	26	3.3	9	0	0	0	--	--	0
9/30 vs. TEN	1	0	5	11	2.2	7	0	2	3	1.5	9	0
10/8 @ NYJ						INACTIVE						
10/14 vs. GB	1	0	3	14	4.7	10	0	0	0	--	--	0
10/21 vs. BAL	1	0	10	47	4.7	10	0	0	0	--	--	0
11/4 vs. BUF						INACTIVE						
11/11 @ CHI						INACTIVE						
11/18 vs. JAX						INACTIVE						
11/22 @ DET						INACTIVE						
12/2 @ TEN	1	0	3	18	6.0	8	0	0	0	--	--	0
12/10 @ NE	1	0	8	46	5.8	23	0	1	-1	-1.0	-1	0
12/16 vs. IND	1	0	5	13	2.6	9	0	0	0	--	--	0
12/23 vs. MIN	1	0	1	-2	-2.0	-2	0	1	2	2.0	2	0
12/30 @ IND	1	0	2	7	3.5	4	0	0	0	--	--	0
2012 Totals	11	0	62	260	4.2	25	2	11	50	4.5	11	0

Tate's Career Statistics

Year	Team	G	GS	Rush	Yds	Avg	Lg	TD	Rec	Yds	Avg	Lg	TD
2010	Hou					RESERVE/INJURED							
2011	Hou	15	2	175	942	5	56	4	13	98	8	14	0
2012	Hou	11	0	62	260	4.2	25	2	11	50	4.5	11	0
NFL Totals		26	2	237	1,202	5.1	56	6	24	148	6.2	14	0

Tate's 2012 Season Highs

Rushing Yards	74	at Jacksonville (12 attempts), 9/16/12
Rushing Attempts	12	at Jacksonville (74 yards), 9/16/12
Rushing Long	25	at Jacksonville, 9/16/12
Receiving Yards	23	at Jacksonville (4 attempts), 9/16/12
Receptions	4	at Jacksonville, 9/16/12
Receiving Long	11	at Jacksonville, 9/16/12

Tate's Career Highs

Rushing Yards	116	vs. Indianapolis (24 attempts), 9/11/11
Rushing Attempts	24	vs. Indianapolis (116 yards), 9/11/11
Rushing Touchdowns	2	at Jacksonville, 9/16/12
Rushing Long	44	at Cincinnati, 12/11/11
Receiving Yards	32	at Miami (4 receptions), 9/18/11
Receptions	4	three times, most recent: at Jacksonville, 9/16/12
Receiving Long	13	at Miami, 9/18/11

Tate's 2012 Playoff Statistics

Date, Opp	GP	GS	Rush	Yds	Avg	Lg	TD	Rec	Yds	Avg	Lg	TD
1/5/13 vs. CIN (WC)	1	0	2	1	0.5	1	0	0	0	--	--	0
2012 Totals	1	0	2	1	0.5	1	0	0	0	--	--	0

Tate's Career Playoff Statistics

Date, Opp	GP	GS	Rush	Yds	Avg	Lg	TD	Rec	Yds	Avg	Lg	TD
1/7/12 vs. CIN (WC)	1	0	9	37	4.1	9	0	0	0	--	--	0
1/15/12 at BAL (Div)	1	0	0	0	--	0	0	0	0	--	--	0
1/5/13 vs. CIN (WC)	1	0	2	1	0.5	1	0	0	0	--	--	0
Career Totals	3	0	11	38	3.5	9	0	0	0	--	--	0

KEVIN WALTER

WIDE RECEIVER

83

Height: 6-3 | Weight: 217 | College: Eastern Michigan |
Hometown: Vernon Hills, Ill. | 10th NFL Season |
7th with Texans | Age as of Kickoff Weekend 2012: 31 |
Acquired: RFA-'06 (Cincinnati) | 2012 GP/GS: 16/14 |
Career GP/GS: 152/93 | Teams: Cincinnati, 2003-05; Houston, 2006-12 |

TRANSACTIONS: Selected by New York Giants in seventh round (255th pick overall) of 2003 NFL draft... Signed by Giants on June 16, 2003...Claimed on waivers by Cincinnati Bengals on Aug. 26, 2003...Waived by Bengals on Aug. 31, 2003..Re-signed by Bengals to practice squad on Sept. 1, 2003...Activated on Oct. 16, 2003...Signed by Houston Texans on March 18, 2006.

CAREER:
- Has played in 152 career games with 93 starts, inlcuding 109 games (93 starts) with the Texans
- Career totals include 356 catches for 4,379 yards and 25 touchdowns
- Has also rushed 13 times for 82 yards
- Third on Texans all-time list in receiving yards (4,083) and receptions (326)

2012 (Houston 16/14, 1/1):
- Caught two passes for 16 yards in the season opener vs. Miami (9/9)
- Made three receptions (all first downs) for 34 yards at Jacksonville (9/16)
- Led the team with 73 yards receving including a 52-yard touchdown catch in the second quarter at Denver (9/23)
- Caught a pass for 8 yards vs. Tennessee (9/30)
- Had four receptions for 46 yards at the New York Jets (10/8)
- Had four receptions for a season-high 74 yards including a 25-yard touchdown in the first quarter vs. Baltimore (10/21)
- Caught two passes for 28 yards vs. Buffalo (11/4)
- Caught two passes for 20 yards at Chicago (11/11)
- Caught a season-high six passes for 54 yards vs. Jacksonville (11/18)
- Had two receptions for 20 yards at Detroit (11/22)
- Caught four passes for 33 yards at Tennessee (12/2)
- Had three receptions for 51 yards at Indianapolis (12/30)
- Caught four passes for 26 yards in AFC Wild Card Playoff vs. Cincinnati (1/5/13)

2011 (Houston 15/14):
- Started 14-of-15 games, catching 39 passes for 474 yards and three touchdowns
- Caught one pass for 14 yards in the season opener vs. Indianapolis before leaving the game with a bruised collarbone
- Inactive at Miami (9/18) due to bruised collarbone
- Caught three passes for 35 yards, including a 20-yard touchdown reception at New Orleans (9/25)
- Had five receptions for a season-high 81 yards and a touchdown vs. Oakland (10/9)
- Made six catches for 52 yards at Baltimore (10/16)
- Led all Texans receivers with five receptions for 70 yards vs. Jacksonville (10/30)
- Named the Offensive Player of the Game with two catches for 15 yards at Jacksonville (11/27)
- Had a key 12-yard reception on third down that kept the game winning drive alive vs. Atlanta (12/4)
- Caught six passes for 76 yards including the game-winning touchdown pass from T.J. Yates with two seconds remaining to clinch the AFC South title at Cincinnati (12/11)
- Had two receptions for 26 yards vs. Carolina (12/18)
- Led the team with 47 yards receiving on three receptions at Indianapolis (12/22)
- Caught one pass for 11 yards in AFC Wild Card Playoff vs. Cincinnati (1/7/12)
- Had two receptions for 25 yards in AFC Divisional Playoff at Baltimore (1/15/12)

2010 (Houston 16/16):
- Started all 16 games catching 51 passes for 621 yards and five touchdowns
- Had two receptions for 29 yards and a touchdown in the season opener vs. Indianapolis (9/12)
- Caught 11 passes for 144 yards and a touchdown at Washington (9/19)
- Caught a touchdown pass for the third consecutive game and totaled 34 yards on four receptions vs. Dallas (9/26)
- Caught six passes for 90 yards and a touchdown at Jacksonville (11/14)
- Gained 57 yards on five receptions vs. Baltimore (12/13)
- Led the Texans receivers with seven receptions and 79 yards and a touchdown at Tennessee (12/19)
- Caught three passes for 54 yards in the season finale vs. Jacksonville (1/2/11)

2009 (Houston 14/14):
- Started the final 14 games of the season, catching 53 passes for 611 yards and two touchdowns
- Made his first start of the season vs. Jacksonville (9/27) and led the team in receiving with 96 yards on seven receptions, along with one rush for 11 yards
- Also scored his first touchdown of the season on a 9-yard reception in the second quarter
- Started at wide receiver and caught one pass for 41 yards vs. Oakland (10/4)
- Made five receptions for 67 yards at Indianapolis (11/8)
- Played in his 100th career game and caught four passes for 27 yards vs. Tennessee (11/23)
- Tied for the team lead with seven catches for a game-high 73 yards vs. Indianapolis (11/29)
- Made four receptions for 54 yards and two first downs at Jacksonville (12/6)
- Caught four passes for 42 yards and a touchdown at St. Louis (12/20)

2008 (Houston 16/16):
- Started in all 16 games for the first time in his career and finished the season with 60 receptions for 899 yards and eight touchdowns
- Eight scoring catches tied the team record and tied for third-most in the AFC
- Teamed with Andre Johnson to become the most productive receiving tandem in the NFL with a combined 2,474 yards
- Caught three passes for 41 yards, including a touchdown pass from QB Matt Schaub in the fourth quarter at Pittsburgh (9/7)
- Finished with eight catches for 76 yards along with a career-high two touchdowns at Jacksonville (9/28)
- Caught four passes for 98 yards vs. Miami (10/12)
- Caught five passes for 70 yards and two touchdowns vs. Cincinnati (10/26)
- Caught four passes for 85 yards, including a 60-yard touchdown vs. Baltimore (11/9)
- Caught three passes for 79 yards, including a career-long 61-yard catch in the first quarter at Indianapolis (11/16)
- Caught his seventh touchdown pass of the season and the 13th of his career at Cleveland (11/23)
- Caught six passes for 146 yards and one touchdown at Green Bay (12/7)
- His 58-yard touchdown catch in the first quarter was his eighth of the season, tying the franchise single-season record set by Andre Johnson in 2007 and putting him over 2,000 yards in his career

2007 (Houston 16/15):
- Started 15 of 16 games and caught a career-high 65 passes for 800 yards and five touchdowns
- Was the only Texans receiver to start more than 10 games in 2007
- Tied a team record with 12 receptions in one game
- One of three Texans to have 800-plus receiving yards on the season
- Started at Carolina (9/16), recovered a fumbled kickoff in the end zone for his first Texans touchdown
- Started at Jacksonville (10/14), had 12 receptions for 160 yards, which tied the then Texans record for receptions in a game
- Started at wide receiver vs. Tennessee (10/21) and made six receptions for 97 yards, his second-highest receiving total of the season, and his first receiving touchdown as a Texan
- Started at Cleveland (11/25) and made six receptions for 65 yards and a touchdown
- Started at Indianapolis (12/23) and had four receptions for 69 yards

2006 (Houston 16/2):
- Played in all 16 games, starting two, in his first season as a Texan
- Saw the majority of his action on special teams and played sparingly as reserve wide receiver
- Caught 17 passes for 160 yards with a long reception of 15 yards
- Made his first start of the season at WR vs. Miami (10/1) and caught a season-high three passes for 25 yards, with a long gain of 10 yards
- Caught two passes for 22 yards, including a 13-yard reception on the Texans touchdown drive in the fourth quarter at New York Jets (11/26)

2005 (Cincinnati 16/2):
- Played in all 16 games for the second consecutive year
- Made 19 receptions for 211 receiving yards and one touchdown
- Contributed 17 special teams tackles
- Caught four passes for 47 yards and touchdown at Cleveland (9/11)
- Had a season-high 65 receiving yards on four catches at Tennessee (10/16)

2004 (Cincinnati 16/0):
- Played in all 16 games for the first time in his career with no starts
- Caught eight balls for 67 yards
- Finished fifth on the team with 14 special teams tackles
- Caught two passes for 23 yards, including a long of 18 yards in his first two-catch game of his career at Washington (11/14)

2003 (Cincinnati 11/0):
- Played in 11 games with no starts
- Joined the Bengals after being released by the New York Giants at the end of training camp
- Spent the first five games on the practice squad
- Caught three passes for 18 yards
- Made NFL debut and had one special teams tackle vs. Baltimore (10/19)
- First career reception of nine yards at San Diego (11/23).

COLLEGE:
- Left Eastern Michigan with school records for receptions with 211, receiving yards with 2,838 and touchdown catches with 20
- Made at least one catch in each of his last 34 games
- Earned first-team All-MAC honors as a senior with 93 receptions for 1,368 receiving yards, which were both school single-season records

PERSONAL:
- Married to Caroline
- Attended Libertyville (Ill.) High School, where he lettered three times in football and was named first-team all-state as a senior
- General business major at Eastern Michigan
- Hometown is Vernon Hills, Ill., located just outside of Chicago
- Born Kevin Patrick Walter

WALTER, KEVIN

Walter's 2012 Season Statistics

Date, Opp	GP	GS	Rush	Yds	Avg	Lg	TD	Rec	Yds	Avg	Lg	TD
9/9 vs. MIA	1	1	0	0	--	--	0	2	16	8.0	10	0
9/16 @ JAX	1	1	0	0	--	--	0	3	34	11.3	15	0
9/23 @ DEN	1	0	0	0	--	--	0	3	73	24.3	52	1
9/30 vs. TEN	1	1	0	0	--	--	0	1	8	8.0	8	0
10/8 @ NYJ	1	1	0	0	--	--	0	4	46	11.5	18	0
10/14 vs. GB	1	0	0	0	--	--	0	2	28	14.0	18	0
10/21 vs. BAL	1	1	0	0	--	--	0	4	74	18.5	34	1
11/4 vs. BUF	1	1	0	0	--	--	0	2	28	14.0	18	0
11/11 @ CHI	1	1	0	0	--	--	0	2	30	15.0	23	0
11/18 vs. JAX	1	1	0	0	--	--	0	6	54	9.0	13	0
11/22 @ DET	1	1	0	0	--	--	0	2	20	10.0	15	0
12/2 @ TEN	1	1	0	0	--	--	0	4	33	8.3	18	0
12/10 @ NE	1	1	0	0	--	--	0	0	0	--	--	0
12/16 vs. IND	1	1	0	0	--	--	0	2	11	5.5	7	0
12/23 vs. MIN	1	1	0	0	--	--	0	1	12	12.0	12	0
12/30 @ IND	1	1	0	0	--	--	0	3	51	17.0	22	0
2012 Totals	16	14	0	0	--	--	0	41	518	12.6	52	2

Walter's Career Statistics

Year Team	G	GS	Rush	Yds	Avg	Lg	TD	Rec	Yds	Avg	Lg	TD
2003 Cin	11	0	0	0	--	--	0	3	18	6.0	9	0
2004 Cin	16	0	0	0	--	--	0	8	67	8.4	18	0
2005 Cin	16	2	0	0	--	--	0	19	211	11.1	33	1
2006 Hou	16	2	1	3	3.0	3	0	17	160	9.4	15	0
2007 Hou	16	15	5	30	6.0	13	0	65	800	12.3	46	4
2008 Hou	16	16	3	23	7.7	13	0	60	899	14.9	61	8
2009 Hou	14	14	4	26	6.5	11	0	53	611	11.5	41	2
2010 Hou	16	16	0	0	--	--	0	51	621	12.2	35	5
2011 Hou	15	14	0	0	--	--	0	39	474	12.2	41	3
2012 Hou	16	14	0	0	--	--	0	41	518	13	52	2
NFL Totals	152	93	13	82	5.8	13	0	356	4,379	11.1	61	25

Walter's 2012 Season Highs

Receptions	6	vs. Jacksonville (54 yards), 11/18/12
Receiving Yards	74	vs. Baltimore, 10/21/12
Receiving Long	52t	at Denver, 9/23/12
Touchdowns	1	twice, most recent: vs. Baltimore, 10/21/12

Walter's Career Highs

Receptions	12	at Jacksonville (160 yards), 10/14/07
Receiving Yards	160	at Jacksonville (12 receptions), 10/14/07
Receiving Long	61	at Indianapolis, 11/16/08
Touchdowns	2	twice, most recent: vs. Cincinnati, 10/26/08

Additional Statistics

Special Teams Tackles: 33 total; 2003 – 3, 2004 – 11, 2005 – 10, 2006 – 8, 2007 – 1.
Tackles: 12 total; 2006 – 2, 2007 – 3, 2008 – 4, 2009 – 1; 2011 – 2.

Walter's 2012 Playoff Statistics

Date, Opp	GP	GS	Rush	Yds	Avg	Lg	TD	Rec	Yds	Avg	Lg	TD
1/5/13 vs. CIN (WC)	1	1	0	0	--	--	0	4	26	6.5	12	0
2012 Totals	1	1	0	0	--	--	0	4	26	6.5	12	0

Walter's Career Playoff Statistics

Date, Opp	GP	GS	Rush	Yds	Avg	Lg	TD	Rec	Yds	Avg	Lg	TD
1/8/06 vs. PIT (WC)	1	0	0	0	--	--	0	5	73	14.6	24	0
1/7/12 vs. CIN (WC)	1	1	0	0	--	--	0	1	11	11.0	11	0
1/15/12 at BAL (Div)	1	1	0	0	--	--	0	2	25	12.5	19	0
1/5/13 vs. CIN (WC)	1	1	0	0	--	--	0	4	26	6.5	12	0
Career Totals	4	3	0	0	--	--	0	12	135	11.3	24	0

J.J. WATT

DEFENSIVE END

99

Height: 6-5 | Weight: 288 | College: Wisconsin |
Hometown: Pewaukee, Wisc. | 2nd NFL Season |
2nd with Texans | Age as of Kickoff Weekend 2012: 23 |
Acquired: D1, 2011 (11th overall) | 2012 GP/GS: 16/16 |
Career GP/GS: 32/32 | Teams: Houston, 2011-12 |

TRANSACTIONS: Selected by Houston Texans in the first round (11th overall) of the 2011 NFL Draft... Signed by Texans on July 31, 2011.

HONORS:
- Pro Bowl selection (2013)
- Houston Texans MVP (2012)
- AFC Defensive Player of the Week (Week 2, 2012)
- AFC Defensive Player of the Month (September, 2012; December 2012)
- Team Rookie of the Year (2011)
- Pro Football Weekly/PFWA All-Rookie Team (2011)
- USA Today All-Joe Team (2011)

CAREER:
- 2011 first-round draft choice who has started all 32 games in his career to date
- Has recorded 26.0 sacks, four fumble recoveries, four forced fumbles, and 20 passes defensed
- Emerged on the national scene in the playoffs following the 2011 season with 3.5 sacks and an interception return for a touchdown in two postseason games

2012 (Houston 16/16, 1/1):
- Led the the NFL with 20.5 sacks on the season, the 9th player in NFL history with 20+ sacks
- Had six tackles (four solo), 1.5 sacks, and three passes defensed, two of which were intercepted by his teammates in the season opener vs. Miami (9/9)
- Set a career-high with nine tackles (six solo) to go along with 1.5 sacks, two passes defensed and a fumble recovery at Jacksonville (9/16), earning AFC Defensive Player of the Week Honors
- Led the defense with 10 tackles while sacking Peyton Manning 2.5 times at Denver (9/23)
- Recorded seven tackles (five solo) including two sacks and recovered a fumble at Tennessee (9/30)
- Extended his sack streak to five games with one of Mark Sanchez to go along with a team-high nine tackles (six solo) and three passes defensed at the New York Jets (10/8)
- Made seven tackles (six solo) including two sacks of Aaron Rodgers vs. Green Bay (10/14)
- Caused an interception for the fourth time this season when he tipped a pass that was intercepted by Johnathan Joseph vs. Baltimore (10/21)
- Sacked Ryan Fitzpatrick for a 6-yard loss vs. Buffalo (11/4) to become the third Texans player to record 10 or more sacks in a season
- Became the 11th NFL player since 1982 to record 10 or more sacks and 10 or more passes defensed in a season
- Registered ten tackles (nine solo), one sack for a loss of six yards and one pass defensed vs. Jacksonville (11/18)
- Broke the franchise's single-season sack record with three sacks at Detroit (11/22) and also recorded six tackles and two passes defensed
- Joined Hall of Fame DE Reggie White as the only players in NFL history to record 15 or more sacks and 13 passes defensed in a season when he sacked Tennessee QB Jake Locker for a 6-yard loss in the second quarter. The sack gave him 15.5 on the year to go along with 15 passes defensed. His 15 passes defensed is a League record for the most in a season by a defensive lineman.
- Recorded four tackles (three solo) and a forced fumble at New England (12/10)
- Sacked Andrew Luck three times for a total loss of 22 yards, tallied 13 tackles and forced a fumble for the third consecutive game vs. Indianapolis (12/16). His 34.5 combined sacks and passes defensed were the most by a player in since 1991 when passes defensed became an official statistic.
- Became the ninth player in NFL history to record 20 or more sacks in a season when he sacked Minnesota QB Christian Ponder for a loss of 3 yards in the third quarter vs. Minnesota (12/23). He also forced a fumble in his fourth consecutive game. It was his fourth of the season, tying a franchise single-season record.
- Registered four solo tackles, all of which were behind the line of scrimmage, one quarterback hit on an incomplete pass, and batted down his 16th pass of the season at Indianapolis (12/30)
- Led the team with five tackles and recorded two tackles for loss and two passes defensed in AFC Wild Card Playoff vs. Cincinnati (1/5/13)
- Sacked Cincinnati QB Andy Dalton for a 9-yard loss in the first quarter in AFC Wild Card Playoff vs. Cincinnati 1/5/13), raising his career postseason sack total to 4.5

2011 (Houston 16/16):
- Recorded one fumble recovery, one quarterback pressure and five solo tackles in the season opener vs. Indianapolis (9/11)
- Blocked a field goal and recorded four tackles (three solo) at Miami (9/18)
- Recorded his first career sack to go along with four solo tackles at New Orleans (9/25)
- Recorded three solo tackles and recorded his second sack of the season when he brought down Matt Hasselbeck for a loss of 12 yards at Tennessee (10/23)
- Was second on the team with five solo tackles vs. Jacksonville (10/30)
- Recovered a fumble and had three tackles (two solo) vs. Cleveland (11/6)
- Had three solo tackles and assisted on a sack with Connor Barwin at Tampa Bay (11/13)
- Sacked Blaine Gabbert twice and had seven tackles at Jacksonville (11/27)
- Tied a season-high with seven tackles (five solo) including one for a loss vs. Carolina (12/18)
- Recorded five solo tackles including a sack of Dan Orlovsky for an 8-yard loss while also breaking up three passes at Indianapolis (12/22)
- Tied for the team lead with 3.5 sacks and ranked third on the team with 14 tackles in the postseason
- Intercepted a pass in the second quarter and returned it 29 yards for a touchdown to go along with a sack of Andy Dalton for a 7-yard loss in AFC Wild Card Playoff vs. Cincinnati (1/7/12)
- Recorded game-high 12 tackles (nine solo) and 2.5 sacks for a loss of 22 yards in AFC Divisional Playoff at Baltimore (1/15/12)

COLLEGE:
- Started all 26 games he played in for the Badgers at strong-side defensive end, recording 106 tackles (74 solos) with 11.5 sacks for minus 75 yards, 36.5 stops for losses of 144 yards and 28 quarterback pressures
- Recovered five fumbles (one with Central Michigan) and caused four others, blocked four kicks and deflected 13 passes
- All-American first-team selection by The NFL Draft Report, earning second-team honors from the Associated Press and Sports Illustrated and consensus All-Big Ten Conference first-team choice
- Recipient of the Lott IMPACT Trophy and was also named Lott IMPACT Player of the Week for his performance vs. Ohio State
- Started all 13 games in 2010 at strong-side defensive end, finishing second on the team with 62 tackles (42 solos) while leading the Badgers with seven sacks for minus 56 yards, finishing third nationally with 21.0 stops for losses totaling 91 yards
- Blocked three kicks and deflected eight passes and intercepted another for a 15-yard return
- Sophomore All-American and second-team All-Big Ten Conference selection by The NFL Draft Report in 2009, earning All-Big Ten honorable mention from the league's coaches and media and also chosen Academic All-Big Ten

PERSONAL:
- Served as the Grand Marshal of the 2012 Houston Lifestock Show and Rodeo and Art Car Parades
- Life sciences communication major, earning Academic All-Big Ten Conference honors
- Attended Pewaukee (Wisc.) High School and earned All-Woodland Conference, All-Area and All-Parkland County honors as a senior while garnering All-State accolades
- Received Woodland Conference Player of the Year recognition in 2006

Watt's 2012 Season Statistics

			Tackles					Interceptions					Fumbles			
Date, Opp	G	GS	Tot	Solo	Asst	Sk	Yds	No	Yds	Lg	TD	PD	FF	FR	Yds	TD
9/9 vs. MIA	1	1	6	4	2	0.5	4.0	0	0	0	0	3	0	0	0	0
9/16 @ JAX	1	1	9	6	3	1.5	11.0	0	0	0	0	2	0	1	0	0
9/23 @ DEN	1	1	10	7	3	2.5	11.5	0	0	0	0	0	0	0	0	0
9/30 vs. TEN	1	1	7	5	2	2.0	17.0	0	0	0	0	0	0	1	0	0
10/8 @ NYJ	1	1	9	6	3	1.0	5.0	0	0	0	0	3	0	0	0	0
10/14 vs. GB	1	1	7	6	1	2.0	10.0	0	0	0	0	0	0	0	0	0
10/21 vs. BAL	1	1	4	2	2	0.0	0.0	0	0	0	0	2	0	0	0	0
11/4 vs. BUF	1	1	7	5	2	1.0	6.0	0	0	0	0	0	0	0	0	0
11/11 @ CHI	1	1	2	2	0	0.0	0.0	0	0	0	0	0	0	0	0	0
11/18 vs. JAX	1	1	10	9	1	1.0	6.0	0	0	0	0	1	0	0	0	0
11/22 @ DET	1	1	6	6	0	3.0	22.0	0	0	0	0	2	0	0	0	0
12/2 @ TEN	1	1	6	6	0	2.0	21.0	0	0	0	0	2	1	0	0	0
12/10 @ NE	1	1	4	3	1	0.0	0.0	0	0	0	0	0	1	0	0	0
12/16 vs. IND	1	1	13	11	2	3.0	22.0	0	0	0	0	0	1	0	0	0
12/23 vs. MIN	1	1	3	3	0	1.0	3.0	0	0	0	0	0	1	0	0	0
12/30 @ IND	1	1	4	4	0	0.0	0.0	0	0	0	0	1	0	0	0	0
2012 Totals	16	16	107	85	22	20.5	138.5	0	0	0	0	16	4	2	0	0

Watt's Career Statistics

				Tackles					Interceptions					Fumbles			
Year	Team	G	GS	Tot	Solo	Asst	Sk	Yds	No	Yds	Lg	TD	PD	FF	FR	Yds	TD
2011	Hou	16	16	59	52	7	5.5	47.5	0	0	0	0	4	0	2	2	0
2012	Hou	16	16	107	85	22	20.5	138.5	0	0	0	0	16	4	2	0	0
NFL Totals		32	32	166	137	29	26.0	186.0	0	0	0	0	20	4	4	2	0

Watt's 2012 Season Highs

Tackles	13	vs. Indianapolis, 12/16/12
Sacks	3.0	twice, most recent: vs. Indianapolis, 12/16/12
Passes Defensed	3	twice, most recent: at New York Jets, 10/8/12
Fumble Recoveries	1	twice, most recent: vs. Tennessee, 9/30/12
Forced Fumbles	1	four times, most recent: vs. Minnesota, 12/23/12

Watt's Career Highs

Tackles	13	vs. Indianapolis, 12/16/12
Sacks	3.0	twice, most recent: vs. Indianapolis, 12/16/12
Passes Defensed	3	three times, most recent: at New York Jets, 10/8/12
Fumble Recoveries	1	four times, most recent: vs. Tennessee, 9/30/12
Forced Fumbles	1	four times, most recent: vs. Minnesota, 12/23/12

WATT, J.J.

Watt's 2012 Playoff Statistics

			Tackles					Interceptions					Fumbles			
Date, Opp	GP	GS	Tot	Solo	Asst	Sk	Yds	No	Yds	Lg	TD	PD	FF	FR	Yds	TD
1/5/13 vs. CIN (WC)	1	1	5	5	0	1.0	9.0	0	0	0	0	2	0	0	0	0
2012 Totals	1	1	5	5	0	1.0	9.0	0	0	0	0	2	0	0	0	0

Watt's Career Playoff Statistics

			Tackles					Interceptions					Fumbles			
Date, Opp	GP	GS	Tot	Solo	Asst	Sk	Yds	No	Yds	Lg	TD	PD	FF	FR	Yds	TD
1/7/12 vs. CIN (WC)	1	1	2	2	0	1.0	7.0	1	29	29t	1	1	0	0	0	0
1/15/12 at BAL (Div)	1	1	12	9	3	2.5	22.0	0	0	0	0	0	0	0	0	0
1/5/13 vs. CIN (WC)	1	1	5	5	0	1.0	9.0	0	0	0	0	2	0	0	0	0
Career Totals	3	3	19	16	3	4.5	38.0	1	29	29t	1	3	0	0	0	0

JON WEEKS

LONG SNAPPER

46

Height: 5-10 | Weight: 242 | College: Baylor |
Hometown: Bethpage, N.Y. | 3rd NFL Season |
3rd with Texans | Age as of Kickoff Weekend 2012: 26 |
Acquired: FA-'10 | 2012 GP/GS: 16/0 |
Career GP/GS: 48/0 | Teams: Houston, 2010-12 |

TRANSACTIONS: Signed by Houston Texans on April 28, 2010.

CAREER:
- Signed with the Texans during the 2010 offseason and made the roster out of training camp
- Played in 48 career games

2012 (Houston 16/0, 1/0):
- Served as long snapper on extra points, field goal and punts in the first eight games of the season
- Recorded a special teams tackle at Denver (9/30)

2011 (Houston 16/0):
- Served as long snapper on extra points, field goal and punts for all 16 games of the season
- Helped K Neil Rackers set team records for field goals made (32) and points in a season (135)
- Helped rookie P Brett Hartmann set a team record with a 44.4 gross punt average
- Made his postseason debut and saw action on special teams in AFC Wild Card Playoff vs. Cincinnati (1/7/12)

2010 (Houston 16/0):
- Served as long snapper on extra points, field goal and punts in all 16 contests
- Efforts helped kicker Neil Rackers convert 27-of-30 field goal attempts and 43-of-43 extra point opportunities while tying Kris Brown's Texans record for 124 points in a season
- Made his professional debut long snapping in the season opener vs. Indianapolis (9/12)
- Snapped on punt/field goal attempts at Washington (9/19) including Rackers' game-winning 35-yard field goal
- Reached 125 consecutive perfect snaps with seven successful long snaps at Tennessee (12/19)
- Contributed to Rackers hitting all three field goal attempts including a career long of 57 yards at Denver (12/26)

COLLEGE:
- Originally attended Baylor as an invited walk-on
- Earned a scholarship after his freshman season
- Was discovered at a special teams camp by the Baylor special teams coach
- Snapped for two-time Ray Guy Award winner Daniel Sepulveda
- Handled the long-snapping chores for the Bears from 2004-07 and earned four varsity letters

PERSONAL:
- An all-region offensive and defensive lineman for Mountain Ridge (Glendale, Ariz.) High School.
- Two-way player of the year selection
- Friday Night Fever Defensive Line Player of the Year
- Received the Curley Culp Award as Arizona's best defensive lineman
- Mountain Ridge recorded four straight winning records during his prep career and captured regional titles in both 2000 and 2002
- Mountain Lions went 24-2 during Weeks' last two seasons, which included a 14-1 mark and a state semifinal appearance as a junior in 2002
- Was in training to be an EMT when called by the Texans for a tryout

Additional Statistics
- Kick/Punt Snap Attempts (K/P - failed att.): 2010: 133; (70/63 - 0); 2011: 159 (78/81 - 1); 2012: 171 (83/88- 0); Career: 463 (231/232- 1)
- Special Teams Tackles: Total: 4; 2012: 1; 2011: 0; 2010: 3

CODY WHITE

GUARD

67

Height: 6-3 | Weight: 303 | College: Illinois State |
Hometown: Columbus, Ohio | Rookie |
1st with Texans | Age as of Kickoff Weekend 2012: 24 |
Acquired: CFA-'12 | 2012 GP/GS: 0/0 |
Career GP/GS: 0/0 | Teams: Houston, 2012 |

TRANSACTIONS: Signed with Houston Texans on May 14, 2012...Released by Texans on Aug. 31, 2012... Signed by Texans to practice squad on Sept. 3, 2012...Signed by Texans to active roster on Oct. 10, 2012.

2012 (Houston 0/0):
- Inactive for 11 games

COLLEGE:
- Saw action in 43 career games for Illinois State including 21 career starts
- Set new career highs with six receptions and 76 yards against Youngstown State his sophomore season
- Moved to the offensive line in 2010 after being recruited as a tight end and played in all 11 games
- Helped ISU post a season-high 287 yards rushing against No. 14 North Dakota State in 2010.
- 2011 All-Missouri Valley Football Conference Honorable Mention Team selection
- Key member of the offensive line unit that helped ISU rush for 183.4 yards per game

PERSONAL:
- A three-year starter at Normal West High School
- Bloomington Pantagraph All-Area Team selection and all-state honorable mention selection in final season
- Regional qualifier in track, participating in the shot put
- Also a four-year starter on the basketball team and the school's single-season and career scoring basketball record holder

T.J. YATES

QUARTERBACK

13

Height: 6-4 | Weight: 220 | College: North Carolina |
Hometown: Marietta, Ga. | 2nd NFL Season |
2nd with Texans | Age as of Kickoff Weekend 2012: 25 |
Acquired: D5b, 2011 (152nd overall) | 2012 GP/GS: 3/0 |
Career GP/GS: 9/5 | Teams: Houston, 2011-12 |

TRANSACTIONS: Selected by Houston Texans in the fifth round (152nd overall) in the 2011 NFL Draft... Signed by the Texans on July 31, 2011.

HONORS:
- NFL Rookie of the Week (Week 14, 2011)

2012 (Houston 4/0):
- Dressed but did not play in 12 games
- Came in for one snap in place of Matt Schaub at Denver (9/23)
- Completed 2-of-5 passes for 23 yards vs. Green Bay (10/14)
- Scored his first career touchdown on a 1-yard quarterback sneak in the fourth quarter vs. New England (12/10
- Saw action in the fourth quarter vs. Minnesota (12/23)

2011 (Houston 6/5):
- Saw action in six games with five starts at the end of the season, throwing for 949 yards and three touchdowns and starting two playoff games
- Inactive for first 10 games of the season
- Made his professional and Texans deubt at quarterback in place of an injured Matt Leinart and completed 8-of-15 passes for 70 yards at Jacksonville (11/27)
- Made his first career start, completing 12-of-25 passes for 188 yards including his first career touchdown pass, a 3-yard completion to Joel Dreessen, vs. Atlanta (12/4)
- Completed 26-of-44 passes for 300 yards and two touchdowns at Cincinnati (12/11)
- Led two 80-plus yard drives in the fourth quarter including throwing a 6-yard touchdown pass to Kevin Walter with two seconds remaining to complete the comeback that clinched the AFC South Division title against the Bengals
- Earned NFL Rookie of the Week honors for his performance in Cincinnati in Week 14
- Completed his first eight pass attempts and finished the game 19-of-30 for 212 yards with no touchdowns and two interceptions vs. Carolina (12/18)
- Completed 13-of-16 passes for 132 yards and a 101.0 passer rating at Indianapols (12/22)
- Started for the fifth time and completed all four of his pass attempts for 47 yards before leaving the game early in the first quarter vs. Tennessee (1/1/12)
- Made his postseason debut where he completed 11-of-20 passes for 159 yards, including a 40-yard touchdown pass to Andre Johnson, in AFC Wild Card Playoff vs. Cincinnati (1/7/12)
- Completed 17-of-35 passes for 184 yards and threw three interceptions in AFC Divisional Playoff at Baltimore (1/15/12)

COLLEGE:
- Threw for 9,377 yards (208.4 average per game), 58 touchdowns and 46 interceptions for his career
- Set 37 Tar Heel records, including single-game, single-season and career records for pass completions and yards
- Became the only Tar Heel to throw for 3,000 yards in a season and 400 yards in three separate games
- The most accurate passer in UNC history, completing 795-of-1,277 attempts (62.3 percent)
- Completed 282-of-422 attempts in 2010 for career highs of 3,418 yards and 19 touchdowns to go along with nine interceptions
- Completed 23-of-39 attempts for 234 yards, one touchdown and one interception in Carolina's 30-27 double-overtime victory over Tennessee in the Music City Bowl in 2010
- Finished 2009 with 2,136 yards and 14 touchdowns on 214-for-355 passing
- 2,136 yards ranked eighth all-time on UNC's single-season list
- Played in seven games and started six in 2008 and passed for 1,168 yards and 11 touchdowns to just four interceptions on the season
- Completed 60 percent (81-135) of his passes
- Suffered a non-displaced fracture to his left ankle against Virginia Tech and missed the next five games
- Returned to the starting line-up against NC State and started the final regular season game at Duke and the bowl game vs. West Virginia
- Communications major

PERSONAL:
- Attended Pope High School
- Completed 160 of 289 passes (57 percent) for 2,305 yards and 17 touchdowns as a senior, his only year on the football team
- Rushed for 292 yards and seven scores and punted 34 times for 1,237 yards (36.8 avg.) with a long of 68
- Named first-team all-region and the Cobb County Touchdown Club Offensive Player of the Year
- Earned Atlanta Metro First-Team All-Area honors
- Also played basketball and averaged 18 points, six rebounds and six assists at small forward
- Was recruited by several schools for basketball before opting to play football at North Carolina

Yates' 2012 Season Statistics

Date, Opp	GP	GS	Att	Cmp	Pct	Yds	Yd/Att	TD	Int	Lg	Sk	Lst	Rate
9/9 vs. MIA	DID NOT PLAY												
9/16 @ JAX	DID NOT PLAY												
9/23 @ DEN	1	0	0	0	--	0	--	0	0	0	0	0	--
9/30 vs. TEN	DID NOT PLAY												
10/8 @ NYJ	DID NOT PLAY												
10/14 vs. GB	1	0	5	2	40.0	23	4.6	0	1	12	0	0	15.0
10/21 vs. BAL	DID NOT PLAY												
11/4 vs. BUF	DID NOT PLAY												
11/11 @ CHI	DID NOT PLAY												
11/18 vs. JAX	DID NOT PLAY												
11/22 @ DET	DID NOT PLAY												
12/2 @ TEN	DID NOT PLAY												
12/10 @ NE	1	0	4	2	50.0	15	3.8	0	0	19	0	0	59.4
12/16 vs. IND	DID NOT PLAY												
12/23 vs. MIN	1	0	1	0	0.0	0	0.0	0	0	0	1	0	39.6
12/30 @ IND	DID NOT PLAY												
2012 Totals	4	0	10	4	40.0	38	3.8	0	1	19	1	0	17.1

Yates' Career Statistics

Year	Team	GP	GS	Att	Cmp	Pct	Yds	Yd/Att	TD	Int	Lg	Sk	Lst	Rate
2011	Hou	6	5	134	82	61.2	949	7.1	3	3	50	15	74	80.7
2012	Hou	4	0	10	4	40.0	38	4.6	0	1	19	1	0	11.7
NFL Totals		10	5	144	86	59.7	987	6.9	3	4	50	16	74	75.8

Yates' Career Highs

Attempts	44	at Cincinnati, 12/11/11
Completions	26	at Cincinnati, 12/11/11
Passing Yards	300	at Cincinnati, 12/11/11
Passing Long	50	vs. Atlanta, 12/4/11
Touchdowns	2	at Cincinnati, 12/11/11
Interceptions	2	vs. Carolina, 12/18/11
Passer Rating	115.6	vs. Tennessee, 1/1/12
Rushing Yards	36	at Cincinnati (5 attempts), 12/11/11
Rushing Long	17	at Cincinnati, 12/11/11
Rushing Touchdowns	1	at New England, 12/10/12

Yates' 2012 Playoff Statistics

Date, Opp	GP	GS	Att	Cmp	Pct	Yds	Yd/Att	TD	Int	Lg	Sk	Lst	Rate
1/5/13 vs. CIN (WC)	DID NOT PLAY												
2012 Totals	0	0	0	0	--	0	--	0	0	0	0	0	--

Yates' Career Playoff Statistics

Date, Opp	GP	GS	Att	Cmp	Pct	Yds	Yd/Att	TD	Int	Lg	Sk	Lst	Rate
1/7/12 vs. CIN (WC)	1	1	20	11	55.0	159	8.0	1	0	40t	2	7	97.7
1/15/12 at BAL (Div)	1	1	35	17	48.6	184	5.3	0	3	19	0	0	28.8
Career Totals	2	2	55	28	50.9	343	6.2	1	3	40t	2	7	53.8

Yates' 2012 Rushing Season Statistics

Date, Opp	GP	GS	Rush	Yds	Avg	Lg	TD	Rec	Yds	Avg	Lg	TD
9/9 vs. MIA	DID NOT PLAY											
9/16 @ JAX	DID NOT PLAY											
9/23 @ DEN	1	0	0	0	--	--	0	0	0	--	--	0
9/30 vs. TEN	DID NOT PLAY											
10/8 @ NYJ	DID NOT PLAY											
10/14 vs. GB	1	0	0	0	--	--	0	0	0	--	--	0
10/21 vs. BAL	DID NOT PLAY											
11/4 vs. BUF	DID NOT PLAY											
11/11 @ CHI	DID NOT PLAY											
11/18 vs. JAX	DID NOT PLAY											
11/22 @ DET	DID NOT PLAY											
12/2 @ TEN	DID NOT PLAY											
12/10 @ NE	1	0	1	1	1.0	1	1	0	0	--	--	0
12/16 vs. IND	DID NOT PLAY											
12/23 vs. MIN	1	0	1	-2	-2.0	-2	0	0	0	--	--	0
12/30 @ IND	DID NOT PLAY											
2012 Totals	4	0	2	1	0.5	1	1	0	0	--	--	0

Yates' Career Rushing Statistics

Year	Team	G	GS	Rush	Yds	Avg	Lg	TD	Rec	Yds	Avg	Lg	TD
2011	Hou	6	5	14	57	4.1	17	0	0	0	--	--	0
2012	Hou	4	0	2	1	0.5	1	1	0	0	--	--	0
NFL Totals		10	5	16	58	3.6	17	1	0	0	--	--	0

RANDY BULLOCK

KICKER

4

Height: 5-9 | Weight: 208 | College: Texas A&M |
Hometown: Klein, Texas | Rookie |
1st with Texans | Age as of Kickoff Weekend 2012: 22 |
Acquired: D5, 2012 (161st overall) | 2012 GP/GS: 0/0 |
Career GP/GS: 0/0 | Teams: Houston, 2012 |

TRANSACTIONS: Selected by Houston Texans in the fifth round (161st overall) of the 2012 NFL Draft... Placed on injured reserve on Aug. 27, 2012.

2012 (Houston 0/0):

- Placed on injured reserve after suffering a leg injury during the preseason (8/27)

COLLEGE:

- First Team All-American, All-BigXII and the Lou Groza Place-Kicker Award winner as a senior
- Holds the career scoring record at Texas A&M with 365 points and ranks eighth on the Big XII Conference all-time record chart
- Set a school season scoring record with 142 points in 2011, besting Joel Hunt's mark of 128 points, set in 1927
- His 142 points in 2011 ranks second all-time among Big XII kickers
- Holds the school all-time record with 63 field goals which ranks him third in Big XII Conference history
- Set a school single-season record with 29 field goals and 55 PATs in 2011
- Set the Texas A&M career record with 176 successful PATs
- Earned All-America first-team honors from The NFL Draft Report, Associated Press, Sporting News, American Football Coaches Association, Walter Camp., Sports Illustrated, CBSSports.com and Pro Football Weekly for his senior season
- Led the nation with an average of 2.33 field goals per game in 2011
- His 29 field goals tied for the third-most in NCAA FBS history
- Earned All-Big XII Conference honorable mention and Academic All-Big XII accolades his junior year
- Took over as the No. 1 kicking option and scored 87 points on 12 of 19 field goals and 51 PATs his sophomore year
- Kicked in the team's final seven games and scored 38 points his freshman season

PERSONAL:

- Attended Klein High School, where he earned first-team All-District honors after connecting on 11-of-14 field goal attempts and was a perfect on 39 PATs in 2007
- Earned All-Greater Houston and All-Texas accolades
- Booted a 54-yard field goal, believed to be the eighth-longest field goal in Texas high school football history
- Petroleum Engineering major

Bullock's 2012 Season Statistics

Date, Opp	GP	FG	FGA	Pct	Lg	Blk	XP	XPA	Pct	Blk	Pts
9/9 vs. MIA				INJURED RESERVE							
9/16 @ JAX				INJURED RESERVE							
9/23 @ DEN				INJURED RESERVE							
9/30 vs. TEN				INJURED RESERVE							
10/8 @ NYJ				INJURED RESERVE							
10/14 vs. GB				INJURED RESERVE							
10/21 vs. BAL				INJURED RESERVE							
11/4 vs. BUF				INJURED RESERVE							
11/11 @ CHI				INJURED RESERVE							
11/18 vs. JAX				INJURED RESERVE							
11/22 @ DET				INJURED RESERVE							
12/2 @ TEN				INJURED RESERVE							
12/10 @ NE				INJURED RESERVE							
12/16 vs. IND				INJURED RESERVE							
12/23 vs. MIN				INJURED RESERVE							
12/30 @ IND				INJURED RESERVE							
2012 Totals	0	0	0	--	0	0	0	0	--	0	0

RASHAD BUTLER

TACKLE

78

Height: 6-4 | Weight: 317 | College: Miami (Fla.) |
Hometown: West Palm Beach, Fla. | 7th NFL Season |
6th with Texans | Age as of Kickoff Weekend 2012: 29 |
Acquired: FA-'07 (Carolina) | 2012 GP/GS: 0/0 |
Career GP/GS: 41/4 | Teams: Carolina, 2006; Houston, 2007-12 |

TRANSACTIONS: Selected by Carolina Panthers in third round (89th overall) of 2006 NFL draft…Released by Panthers on Sept. 3, 2007…Claimed off waivers by Houston Texans on Sept. 3, 2007…Re-signed by the Texans on April, 7, 2009...Re-signed by Texans on July 31, 2011...Placed on injured reserve on Sept. 22, 2011...Placed on injured reserve on Aug. 31, 2012.

CAREER:
- Selected in the third round but did not play during his rookie season for the Carolina Panthers
- Has served as the primary backup at both tackle positions in his time with the Texans
- Made his first four career starts in 2010

2012 (Houston 0/0):
- Placed on injured reserve after suffering a tricep injury during the preseason (8/27)

2011 (Houston 2/0):
- Paved the way for Ben Tate to rush for 116 yards vs. Indianapolis (9/11) and 103 yards at Miami (9/18) while also seeing action on special teams
- Placed on injured reserve after suffering a triceps injury (9/22)

2010 (Houston 16/4):
- Saw action on special teams in the first two games to start the season
- Made his first career start vs. Dallas (9/26) at left tackle in place of Duane Brown
- Started at left tackle for the next three games at Oakland (10/3), vs. the New York Giants (10/10) and vs. Kansas City (10/17)
- Saw action on special teams in the final 10 games of the regular season

2009 (Houston 15/0):
- Dressed but did not play vs. the New York Jets (9/13)
- Filled in for an injured Duane Brown at left tackle for the second half at St. Louis (12/20)
- Played at tackle and on special teams at Miami (12/27)

2008 (Houston 0/0):
- Was inactive for all 16 games

2007 (Houston 8/0):
- Joined the Texans just prior to the start of the regular season when the team claimed him off waivers
- Saw action in eight games, primarily on special teams, and served as the primary backup at both tackle positions in the second half of the season
- Inactive for the first eight games of the year
- Made his NFL debut at Oakland (11/4) on special teams and played in each of the last eight games
- Came on as a reserve tackle vs. Tampa Bay (12/9), Denver (12/13) and at Indianapolis (12/23)

2006 (Carolina 0/0):
- Dressed but did not play in one contest and was inactive for 11 games before being placed on injured reserve (11/8) with a staph infection

COLLEGE:
- Started all 12 games for the first time in his career at right tackle as a senior, including the Peach Bowl
- Member of the offensive line unit that helped the offense average 353.1 yards per game
- Started final eight games of his junior season at left tackle, including the Peach Bowl victory against Florida
- Saw action in 10 games at right tackle with four starts as a sophomore
- Made his first career start against Florida and helped pave the way for the Miami offense to produce 454 total yards
- Graduated with a degree in sociology

PERSONAL:
- Rated as the No. 22 overall player in Florida by the Gainesville Sun and a SuperPrep All-America as a senior at Dwyer H.S. in Palm Beach Gardens, Fla.
- Helped lead his team to the Florida Class 5A state finals during senior season...participated in the Lowes Day at the Movies League Program, 2007 Caravan Tour and the NFL/United Way "Hometown Huddle '06"
- Lives in Palm Beach Gardens, Fla.

Butler's Career Statistics
- Games/Starts: 2007: 8/0, 2008: 0/0, 2009: 15/0, 2010: 16/4; 2011: 2/0; 2012: 0/0; Career: 41/4.

BRIAN CUSHING

INSIDE LINEBACKER

56

Height: 6-3 | Weight: 248 | College: Southern California | Hometown: Park Ridge, N.J. | 4th NFL Season | 4th with Texans | Age as of Kickoff Weekend 2012: 25 | Acquired: D1-'09 (15th overall) | 2012 GP/GS: 5/5 | Career GP/GS: 49/49 | Teams: Houston, 2009-12 |

TRANSACTIONS: Selected by Houston Texans in the first round (15th pick overall) of the 2009 NFL Draft...Signed by Texans on Aug. 2, 2009.

HONORS:
- Associated Press All-Pro Second Team (2011)
- Team Most Valuable Player (2011)
- Pro Football Weekly/PFWA All-AFC Team (2011)
- Pro Bowl Selection (2010)
- Associated Press Defensive Rookie of the Year (2009)
- Team Rookie of the Year (2009)
- Pro Football Weekly/PFWA Defensive Rookie of the Year (2009)
- Pro Football Weekly/PFWA All-Rookie Team (2009)
- AFC Defensive Player of the Week (Week 6, 2009; Week 8, 2009)
- NFL Defensive Rookie of the Month (November, 2009; December, 2009)

CAREER:
- Led the team in tackles in 2009 and 2011, and has 366 tackles in his career
- His 133 tackles in 2009 finished tied for second most in the AFC, trailing only Ray Lewis' 134 tackles
- Ranks 11th in team history with 9.5 career sacks
- Has seven career interceptions, 21 passes defensed, six forced fumbles and one safety
- Has 11 career double-digit tackle games

2012 (Houston 5/5):
- Led the defense with nine tackles (six solo) while also intercepting a pass and forcing a fumble in the season opener vs. Miami (9/9)
- Named one of the Defensive Players of the Game after recording nine tackles (three solo) at Jacksonville (9/16)
- Made seven tackles (three solo) and broke up a pass at Denver (9/23)
- Set a career-high with 13 tackles (9 solo) vs. Tennessee (9/30)
- Had five tackles (three solo) at the New York Jets (10/8) before leaving the game with a knee injury

2011 (Houston 16/16):
- Second-Team Associated Press All-Pro selection and finished the season with a team-best 114 tackles (77 solo), 4.0 sacks, two interceptions and two forced fumbles
- Elected a team captain by his teammates in the second half of the season
- Started and led all Texans defenders with seven tackles (four solo) and one quarterback pressure in the season opener vs. Indianapolis (9/11)
- Led the team with 10 tackles (seven solo) at Miami (9/18), his eighth double-digit tackle game
- Made five tackles (four solo) and one quarterback pressure at New Orleans (9/25)
- Tied for the team lead with six tackles (two solo) vs. Pittsburgh (10/2)
- Recorded his first sack of the season and finished tied for the team lead in tackles with eight (seven solo) vs. Oakland (10/9)
- Made five tackes (three solo) including one for a loss at Baltimore (10/16)
- Led the defense with six tackles (five solo) and had a pass defensed at Tennessee (10/23)
- Named the Defensive Player of the Game for the Texans after leading the team with seven tackles and intercepting a Blaine Gabbert pass vs. Jacksonville (10/30)
- Led the defense with seven tackles (four solo) and sacked Colt McCoy for a 5-yard loss vs. Cleveland (11/6)
- Led the defense with eight solo tackles, one sack and an interception at Tampa Bay (11/13)
- Tied for the team lead in tackles with six (five solo) while also adding two hits on the quarterback vs. Atlanta (12/4)
- Recorded his ninth career double-digit tackle game with 12 tackles (nine solo), including one for a loss vs. Carolina (12/18)
- Led the team in tackles for the 10th time in 2011 while also forcing two fumbles, including a sack-fumble on the first defensive play of the game at Indianapolis (12/22)
- Had four tackles (two solo) in only one half of play vs. Tennessee (1/1/12) in the season finale
- Led the team with 19 postseason tackles
- Started in his postseason debut and registered a team-leading eight tackles, including five solos and one for loss in AFC Wild Card Playoff vs. Cincinnati (1/7/12)
- Recorded 11 tackles (five solo) and one pass defensed in AFC Divisional Playoff at Baltimore (1/15/12)

2010 (Houston 12/12):
- Started the final 12 games of the regular season and totaled 76 tackles (49 solo), 1.5 sacks and one forced fumble
- Made season debut vs. the New York Giants (10/10) and had nine tackles (four solo) and one pass defensed
- Made eight tackles (seven solo) including one quarterback hit vs. Kansas City (10/17)
- Returned to strongside linebacker and recorded nine solo tackles and one quarterback hit at Jacksonville (11/14)
- Made four solo tackles and forced a fumble at the New York Jets (11/21)
- Led the defense with seven tackles (three solo) including four for a loss to go along with two passes defensed vs. Tennessee (11/28)
- Recorded 1.5 sacks for 12 yards lost and 10 tackles (six solo) including three for a loss vs. Baltimore (12/13)
- Made five tackles (four solo) including two quarterback hits vs. Jacksonville (1/2/11)

2009 (Houston 16/16):
- Started all 16 games as a rookie and was named Associated Press Defensive Rookie of the Year
- Voted into the 2010 Pro Bowl but was unable to play due to injury
- Made professional debut for the Texans, starting at linebacker against the New York Jets (9/13), and tied for the team high with eight tackles (five solo)
- Became the first Texans rookie to lead his team in tackles in his first three career games vs. Jacksonville (9/27), where he registered eight tackles (six solo), one tackle for loss, and two pass defenses
- Wrapped up Oakland RB Justin Fargas in the end zone for the Texans first safety since 12/15/02 vs. Oakland (10/4)
- Made nine tackles (six solo), two passes defensed, two forced fumbles and intercepted a pass from Bengals QB Carson Palmer late in the fourth quarter to clinch the victory at Cincinnati (10/18)
- Named the AFC Defensive Player of the Week (10/21) for his performance at Cincinnati
- Led the Texans in tackles for the sixth time in eight games with 10 (three solo) as well as having one sack, one pass defensed and one interception at Buffalo (11/1)
- Set a career high with 12 tackles (10 solo), one pass defensed, one tackle for a loss and one quarterback hit at Indianapolis (11/8)
- Defensive leader in tackles for the ninth time, compiling 11 tackles (seven solo) vs. Indianapolis (11/29), where he picked off a Peyton Manning pass for his third interception of the season
- Named NFL Rookie of the Month in November after totaling 43 tackles, two interceptions and a sack
- Recorded one sack for a loss of 13 yards, three quarterback hits and 10 tackles (six solo) including three for a loss vs. Seattle (12/13)
- Made seven tackles (three solo) with two hits on Craig Nall including a half-sack for a loss of five yards at St. Louis (12/20)
- Made nine solo tackles at Miami (12/27) inlcuding one for a loss, intercepted one pass, deflected a pass and sacked an opposing quarterback for the third straight week

COLLEGE:
- Started 38-of-44 games he played in at USC, including 13 at right defensive end and 31 at strongside outside linebacker
- Finished his career with 178 tackles (101 solos) that included 8.5 quarterback sacks for minus 57 yards, 27.0 stops for losses totaling 106 yards and two pressures
- Intercepted one pass, deflected 12 others and blocked two punts
- Consensus All-American as a senior, earning first-team accolades from Sports Illustrated and second-team honors from The Sporting News and Associated Press, and a consensus first-team All-Pac 10 choice
- Finalist for the Butkus Award, semifinalist for the Lombardi Award and quarterfinalist for the Lott Trophy
- Honorable mention All-Pac 10 selection in 2007 and second-team all-conference pick in 2006
- Started the last four games in 2005, including the national title game

PERSONAL:
- Attended Bergen Catholic (Oradell, N.J.) High School
- Earned Parade, USA Today, Prep Football Report, Scout.com, Super Prep, EA Sports and Prep Star All-American honors as a senior
- Recorded 120 tackles, 11 stops for loss, 10 sacks and seven interceptions as a linebacker in 2004
- Played running back and tight end and gained 475 rushing yards with 10 touchdowns and caught 13 passes for 456 yards (35.1 avg) with seven scores

CUSHING, BRIAN

Cushing's 2012 Season Statistics

			Tackles					Interceptions					Fumbles			
Date, Opp	G	GS	Tot	Solo	Asst	Sk	Yds	No	Yds	Lg	TD	PD	FF	FR	Yds	TD
9/9 vs. MIA	1	1	9	6	3	0.0	0.0	1	1	1	0	1	1	0	0	0
9/16 @ JAX	1	1	9	3	6	0.0	0.0	0	0	0	0	0	0	0	0	0
9/23 @ DEN	1	1	7	6	1	0.0	0.0	0	0	0	0	1	0	0	0	0
9/30 vs. TEN	1	1	13	9	4	0.0	0.0	0	0	0	0	0	0	0	0	0
10/8 @ NYJ	1	1	5	3	2	0.0	0.0	0	0	0	0	0	0	0	0	0
10/14 vs. GB						INJURED RESERVE										
10/21 vs. BAL						INJURED RESERVE										
11/4 vs. BUF						INJURED RESERVE										
11/11 @ CHI						INJURED RESERVE										
11/18 vs. JAX						INJURED RESERVE										
11/22 @ DET						INJURED RESERVE										
12/2 @ TEN						INJURED RESERVE										
12/10 @ NE						INJURED RESERVE										
12/16 vs. IND						INJURED RESERVE										
12/23 vs. MIN						INJURED RESERVE										
12/30 @ IND						INJURED RESERVE										
2012 Totals	5	5	43	27	16	0.0	0.0	1	1	1	0	2	1	0	0	0

Cushing's Career Statistics

				Tackles					Interceptions					Fumbles			
Year	Team	G	GS	Tot	Solo	Asst	Sk	Yds	No	Yds	Lg	TD	PD	FF	FR	Yds	TD
2009	Hou	16	16	133	85	48	4.0	30.5	4	26	20	0	10	2	0	0	0
2010	Hou	12	12	76	49	27	1.5	12.0	0	0	0	0	4	1	0	0	0
2011	Hou	16	16	114	77	37	4.0	21.0	2	5	5	0	5	2	0	0	0
2012	Hou	5	5	43	27	16	0.0	0.0	1	1	1	0	2	1	0	0	0
NFL Totals		49	49	366	238	128	9.5	63.5	7	32	20	0	21	6	0	0	0

Cushing's 2012 Season Highs

Tackles	13	vs. Tennessee, 9/30/12
Interceptions	1	vs. Miami (R. Tannehill), 9/9/12
Passes Defensed	1	twice, most recent: at Denver, 9/23/12
Forced Fumbles	1	vs. Miami, 9/9/12

Cushing's Career Highs

Tackles	13	vs. Tennessee, 9/30/12
Sacks	1.5	vs. Baltimore (J. Flacco), 12/13/10
Interceptions	1	seven times, most recent: vs. Miami (R. Tannehill), 9/9/12
Passes Defensed	2	three times, most recent: vs. Tennessee, 11/28/10
Forced Fumbles	2	twice, most recent: at Indianapolis, 12/22/11
Safeties	1	vs. Oakland, 10/4/09

TIM DOBBINS

INSIDE LINEBACKER

52

Height: 6-1 | Weight: 245 | College: Iowa State |
Hometown: Nashville, Tenn. | 7th NFL Season |
2nd with Texans | Age as of Kickoff Weekend 2012: 29 |
Acquired: FA-'11 | 2012 GP/GS: 14/6 | Career GP/GS: 107/22 |
Teams: San Diego, 2006-09; Miami, 2010; Houston, 2012 |

TRANSACTIONS: Drafted by San Diego Chargers in the fifth round (151st overall) of the 2006 NFL Draft... Signed by Chargers on July 24, 2006...Re-signed by Chargers on April 19, 2010...Acquired by Miami Dolphins on April 22, 2010 via trade...Signed as a free agent by Houston Texans on Aug. 7, 2011.

CAREER:
- Has appeared in 107 games with 22 starts, totaling 203 tackles (145 solo), two sacks, three interceptions, 12 passes defensed, six forced fumbles and seven fumble recoveries
- Played for Texans defensive coordinator Wade Phillips during his rookie season in San Diego
- Started 8-of-16 games, registering career highs of 78 tackles (42 solo), one interception and three forced fumbles in 2008

2012 (Houston 14/6):
- Was named the special teams team captain by teammates for the 2012 season
- Made one solo tackle one tackle on special teams before leaving with an injury in the season opener vs. Miami (9/9)
- Started his first game as a Texan and had two special teams tackles at Jacksonville (9/16)
- Inactive at Denver (9/23)
- Made two solo tackles vs. Tennessee (9/30)
- Had eight tackles (three solo) and broke up a pass at the New York Jets (10/8)
- Made three tackles (two solo) and broke up a pass vs. Baltimore (10/21)
- Had six tackles (four solo) vs. Buffalo (11/4)
- Made a season-high nine tackles (seven solo) and recovered a fumble he returned for 32 yards at Chicago (11/11)
- Recovered a fumble following a sack by Danieal Manning vs. Jacksonville (11/18)
- Inactive at Detroit (11/22)
- Intercepted a Jake Locker pass in the second quarter, recovered a fumble, and made four tackles (three solo) at Tennessee (12/2)
- Made three tackles (two solo) at New England (12/10)
- Recovered a fumble and recorded four tackles (one solo) vs. Indianapolis (12/16)
- Registered five tackles (four solo) and a pass defensed vs. Minnesota (12/23)

2011 (Houston 15/0):
- Led the team with nine special teams tackles on the year
- Recorded one special teams solo tackle in the season opener vs. Indianapolis (9/11) and was named the team Special Teams Player of the Game
- Made a special teams tackle at New Orleans (9/25)
- Tied for the team lead with two special teams tackles at Baltimore (10/16)
- Made a special teams tackle vs. Cleveland (11/6)
- Led the team with two special teams tackles vs. Atlanta (12/4)
- Assisted on two tackles at Cincinnati (12/11)
- Forced a fumble and broke up a pass in the season finale vs. Tennessee (1/1/12)
- Made one solo tackle and one special teams tackle in AFC Wild Card Playoff vs. Cincinnati (1/7/12)
- Made one solo tackle, stopping Ray Rice on fourth down at the one-yard line to prevent a touchdown, in AFC Divisional Playoff at Baltimore (1/15/12)

2010 (Miami 16/6):
- Started six games and played in a reserve role 10 times, finishing the season with 43 tackles
- Made his Dolphin debut in a reserve role at Buffalo (9/12)
- Had three tackles and sacked Ravens QB Joe Flacco for a 6-yard loss at Baltimore (11/7)
- Started and led the Dolphins in tackles with 11 stops at New England (1/2/11)

2009 (San Diego 14/2):
- Played in 14 games with two starts and finished season with 57 tackles, one sack, one interception and four special teams tackles
- Was awarded game ball from coaches after interception and a career-high 14 tackles at Kansas City (10/25)
- Quarterback pressure led to safety in win vs. Kansas City (11/29)
- Was awarded game ball at Dallas (12/13) for hand in second, third and fourth-down stops during key goal line stand

2008 (San Diego 16/8):
- Played in all 16 games for the third consecutive season, with a career-high eight starts
- Notched interception in third quarter at Oakland (9/28) which led to Chargers' first touchdown of game en route to a 28-18 win
- Started first-career game at inside linebacker vs. New England (10/12)
- Paced squad with season high 13 tackles and a forced fumble in NFL International Series game against New Orleans in London (10/26)
- Led team with season high four special teams tackles vs. Denver (12/28)
- Helped save season with an 8-yard sack of Peyton Manning at Colts' 1-yard line on third down late in fourth quarter of AFC Wild Card Playoff game vs. Indianapolis (1/3/09)

2007 (San Diego 16/0):
- Played in all 16 games, primarily on special teams, and had 16 tackles, including 12 on special teams
- Recorded nine stops at inside linebacker after Matt Wilhelm left contest in first quarter (calf) at New England (9/16)
- Had a forced fumble on special teams and team-high three stops in win vs. Detroit (12/16)
- Led team with two special teams tackles in AFC Championship Game at New England (1/20)

2006 (San Diego 16/0):
- Played in all 16 games, primarily on special teams, and notched a career-high 18 tackles and added four tackles on defense
- Scored first-career touchdown, recovering muffed punt in end zone vs. Arizona (12/31)

COLLEGE:
- First-team All-Big 12 as senior and honorable mention as junior at Iowa State
- Big 12 Defensive Newcomer of Year in 2004
- Spent 2002-03 seasons at Copiah-Lincoln Junior College in Mississippi
- All-state honorable mention in Mississippi Association of Community and Junior Colleges as a sophomore
- Finished junior college career with 210 tackles, 13 sacks and four interceptions
- Played at Iowa State from 2004-05

PERSONAL:
- Attended Glencliff (Nashville, TN) High school where he was an All-State linebacker
- Selected to play in 2002 Tennessee-Kentucky All-Star Game in Knoxville
- Born in Nashville, Tenn.

Dobbins' 2012 Season Statistics

			Tackles				Interceptions						Fumbles			
Date, Opp	G	GS	Tot	Solo	Asst	Sk	Yds	No	Yds	Lg	TD	PD	FF	FR	Yds	TD
9/9 vs. MIA	1	0	1	1	0	0.0	0.0	0	0	0	0	0	0	0	0	0
9/16 @ JAX	1	1	0	0	0	0.0	0.0	0	0	0	0	0	0	0	0	0
9/23 @ DEN							INACTIVE									
9/30 vs. TEN	1	0	2	2	0	0.0	0.0	0	0	0	0	0	0	0	0	0
10/8 @ NYJ	1	0	8	3	5	0	0	0	0	0	0	1	0	0	0	0
10/14 vs. GB	1	0	3	1	2	0.0	0.0	0	0	0	0	0	0	0	0	0
10/21 vs. BAL	1	1	3	2	1	0.0	0.0	0	0	0	0	1	0	0	0	0
11/4 vs. BUF	1	1	6	4	2	0.0	0.0	0	0	0	0	0	0	0	0	0
11/11 @ CHI	1	1	9	7	2	0.0	0.0	0	0	0	0	0	0	1	32	0
11/18 vs. JAX	1	1	0	0	0	0.0	0.0	0	0	0	0	0	0	1	0	0
11/22 @ DET							INACTIVE									
12/2 @ TEN	1	0	4	3	1	0.0	0.0	1	7	7	0	1	0	1	0	0
12/10 @ NE	1	0	3	2	1	0.0	0.0	0	0	0	0	0	0	0	0	0
12/16 vs. IND	1	1	4	1	3	0.0	0.0	0	0	0	0	0	0	1	0	0
12/23 vs. MIN	1	0	5	4	1	0.0	0.0	0	0	0	0	1	0	0	0	0
12/30 @ IND	1	0	1	0	1	0.0	0.0	0	0	0	0	0	0	0	0	0
2012 Totals	14	6	49	30	19	0.0	0.0	1	7	7	0	4	0	4	32	0

Dobbins' Career Statistics

				Tackles				Interceptions					Fumbles			
Year	Team	G	GS	Tot	Solo	Asst	Sk	Yds	No	Yds	Lg	TD	PD	FF	FR	Yds	TD
2006	SD	16	0	1	0	1	0.0	0.0	0	0	0	0	0	0	1	0	0
2007	SD	16	0	9	8	1	0.0	0.0	0	0	0	0	1	1	2	0	0
2008	SD	16	8	46	36	10	0.0	0.0	1	4	4	0	4	3	0	0	0
2009	SD	14	2	51	37	14	1.0	7.0	1	13	13	0	1	1	0	0	0
2010	Mia	16	6	43	32	11	1.0	6.0	0	0	0	0	1	0	0	0	0
2011	Hou	15	0	4	2	2	0.0	0.0	0	0	0	0	1	1	0	0	0
2012	Hou	14	6	49	30	19	0.0	0.0	1	7	7	0	4	0	4	32	0
NFL Totals		107	22	203	145	58	2.0	13.0	3	24	13	0	12	6	7	32	0

Dobbins' 2012 Season Highs

Tackles	9	at Chicago (11/11/12)
Fumble Recoveries	1	four times, most recent: vs. Indianapolis, 12/16/12
Interceptions	1	at Tennessee, 12/2/12

Dobbins' Career Highs

Sacks	1	twice, most recent: at Baltimore (J. Flacco), 11/7/10
Tackles	11	three times, most recent: at New England, 1/2/11
Interceptions	1	three times, most recent: at Tennessee (J. Locker), 12/2/12
Fumble Recoveries	1	seven times, most recent: vs. Indianapolis, 12/16/12
Forced Fumbles	1	six times, most recent:vs. Tennessee, 1/1/12

Additional Statistics

Special Teams Tackles: 62 total; 2006 – 18; 2007 – 12; 2008 – 13; 2009 – 4; 2010 – 5; 2011 – 9; 2012 – 8.

KEYARON FOX

LINEBACKER

45

Height: 6-3 | Weight: 235 | College: Georgia Tech |
Hometown: Atlanta, Ga. | 9th NFL Season |
1st with Texans | Age as of Kickoff Weekend 2012: 30 |
Acquired: D3-'04 (93rd overall) | 2012 GP/GS: 0/0 | Career GP/GS:98/7 |
Teams: Kansas City, 2004-08; Pittsburgh, 2009-11; Washington, 2011;
Houston, 2012 |

TRANSACTIONS: Selected by Kansas City Chiefs in the third round (93rd overall) in the 2004 NFL Draft... Re-signed as a restricted free agent on April 24, 2007...Declared free agent on Feb. 29, 2008...Signed by the Pittsburgh Steelers as an unrestricted free agent on March 12, 2008...Declared free agent on July 25, 2011...Signed by Washington Redskins as an unrestricted free agent on Aug. 6, 2011...Declared free agent on March 13, 2012...Signed by Houston Texans as an unrestricted free agent on July 27, 2012...Place on injured reserve on Aug. 9, 2012.

CAREER:
- Has played in 85 career games with seven starts
- Has amassed 93 career tackles (73 solo), one sack, one interception and two forced fumbles

2012 (Houston 0/0):
- Placed on injured reserve after suffering a knee injury during training camp (8/9)

2011 (Washington 13/0):
- Saw action in 13 games as linebacker
- Registered seven tackles on the season, as well as six special teams tackles

2010 (Pittsburgh 16/0):
- Saw action on special teams in 11 games and as linebacker in five games
- Racked up seven tackles, one forced fumble, two fumble recoveries and 16 special teams tackles on the season
- Recorded four tackles and one special teams tackle at Tampa Bay (9/26)
- Made one tackle and three special teams tackles at Cleveland (1/2)

2009 (Pittsburgh 16/3):
- Saw action in 16 games and started three games at inside linebacker
- Finished with 18 tackles, an interception, a touchdown, a forced fumble and 18 special teams tackles
- Recorded 10 tackles in the season opener vs. Tennessee (9/10)
- Posted his first career interception for an 82-yard touchdown vs. Minnesota (10/25)

2008 (Pittsburgh 13/0):
- Saw action in 13 games, recording two tackles, two fumble recoveries and 14 special teams tackles
- Registered two tackles and two special teams tackles vs. Cleveland (12/28)

2007 (Kansas City 10/0):
- Saw action in 10 games, racking up 12 tackles on the season and 9 special teams tackles
- Recorded nine tackles at New York Jets (12/30)

2006 (Kansas City 16/4):
- Posted a team-high 37 tackles, one sack and one forced fumble on the season
- Recorded a season-high 12 tackles at Cleveland (12/3)

2005 (Kansas City 2/0):
- Saw action in two games where he racked up one tackle and two special teams tackles

2004 (Kansas City 12/0):
- Saw action in 12 games in his rookie season, recording six special teams tackles

COLLEGE:
- Saw duty in 45 games (35 starts) at Georgia Tech
- Finished his career with 376 tackles (210 solo), nine sacks, 40 tackles for loss, one interception (35 yards), two fumble recoveries and six forced fumbles
- Started all 13 games as a senior
- Was a second-team All-America selection of Sports Illustrated
- Earned first-team All-ACC honors and finished second in the voting for ACC Defensive Player of the Year
- Recorded a career-high 155 tackles (79 solos), including four sacks and four forced fumbles
- Played in 12 games (11 starts) in his junior campaign and had 92 tackles (49 solos)
- Also had 3.0 sacks (-18.0 yards), an interception, a fumble recovery, a forced fumble, as well as six passes defensed and three quarterback pressures
- Played in 12 games with 11 starts as a sophomore, registering 95 tackles (60 solos) and two sacks
- Played in eight games as a freshman, recording 34 tackles (22 solos)

PERSONAL:
- Credited with 139 tackles, six interceptions, seven sacks, five fumble recoveries and five forced fumbles as a senior at Westlake High School in Atlanta, Ga
- Also caught nine passes for 400 yards.
- Named to the Atlanta-Journal Constitution's list of the Top 75 college prospects in Georgia
- Was MVP of the Georgia-Florida All-Star Game with 10 tackles, two tackles for a loss and a forced fumble that was returned for a touchdown
- Collected 83 tackles, 20 sacks, eight interceptions and three fumble recoveries as a junior

Fox's 2012 Season Statistics

			Tackles					Interceptions						Fumbles			
Date, Opp	G	GS	Tot	Solo	Asst	Sk	Yds	No	Yds	Lg	TD	PD	FF	FR	Yds	TD
9/9 vs. MIA						INJURED RESERVE										
9/16 @ JAX						INJURED RESERVE										
9/23 @ DEN						INJURED RESERVE										
9/30 vs. TEN						INJURED RESERVE										
10/8 @ NYJ						INJURED RESERVE										
10/14 vs. GB						INJURED RESERVE										
10/21 vs. BAL						INJURED RESERVE										
11/4 vs. BUF						INJURED RESERVE										
11/11 @ CHI						INJURED RESERVE										
11/18 vs. JAX						INJURED RESERVE										
11/22 @ DET						INJURED RESERVE										
12/2 @ TEN						INJURED RESERVE										
12/10 @ NE						INJURED RESERVE										
12/16 vs. IND						INJURED RESERVE										
12/23 vs. MIN						INJURED RESERVE										
12/30 @ IND						INJURED RESERVE										
2012 Totals	0	0	0	0	0	0.0	0.0	0	0	0	0	0	0	0	0	0

Fox's Career Statistics

				Tackles				Interceptions						Fumbles			
Year	Team	G	GS	Tot	Solo	Asst	Sk	Yds	No	Yds	Lg	TD	PD	FF	FR	Yds	TD
2004	KC	12	0	0	0	0	0.0	0.0	0	0	-	0	0	0	0	0	0
2005	KC	2	0	1	1	0	0.0	0.0	0	0	-	0	0	0	0	0	0
2006	KC	16	4	45	37	8	5.0	0.0	0	0	-	0	1	1	0	0	0
2007	KC	10	0	12	11	1	0.0	0.0	0	0	-	0	0	0	0	0	0
2008	Pit	13	0	2	1	1	0.0	0.0	0	0	-	0	0	0	2	18	0
2009	Pit	16	3	26	18	8	0.0	82.0	1	82	82	1	1	0	1	5	0
2010	Pit	16	0	7	5	2	0.0	0.0	0	0	-	0	2	1	2	0	0
2011	Was	13	0	7	4	3	0.0	0.0	0	0	-	0	0	0	0	0	0
2012	Hou						INJURED RESERVE										
NFL Totals		98	7	100	77	23	5.0	82.0	1	82	82	1	4	2	5	23	0

Fox's Career Highs

Tackles	8	three times, most recent: at New York Jets, 12/30/07
Interceptions	1	vs. Minnesota, 10/25/09
Sacks	1.0	five times, most recent: at Cleveland, 12/3/06

RA'SHON HARRIS

NOSE TACKLE

91

Height: 6-5 | Weight: 300 | College: Oregon |
Hometown: Pittsburg, Calif. | 1st NFL Season |
1st with Texans | Age as of Kickoff Weekend 2012: 25 |
Acquired: UFA-'12 | 2012 GP/GS: 0/0 | Career GP/GS:2/0 |
Teams: Pittsburgh, 2009-11; Carolina, 2009; Buffalo, 2010; Houston, 2012 |

TRANSACTIONS: Selected by the Pittsburgh Steelers in the sixth round (205th overall) of the 2009 NFL Draft…Waived by the Steelers on Sept. 5, 2009…Signed by Carolina Panthers on Sept. 6, 2009...Released by the Panthers on Oct. 1, 2009…Signed by Steelers on Oct. 14, 2009… Released by the Steelers on Sept. 4, 2010… added to Buffalo Bills practice squad on Oct. 6, 2010 …Added to the Steelers practice squad on Nov. 3, 2010…Signed by Steelers on Feb. 17, 2011…Waived by the Steelers on Aug. 14, 2011…Added to the Houston Texans practice squad on Nov. 23, 2011…Signed by Texans as an unrestricted free agent on Jan. 18, 2012...Placed on injured reserve on Aug. 27, 2012.

CAREER:
- Has appeared in two career games with the Carolina Panthers

2012 (Houston 0/0):
- Placed on injured reserve after suffering a triceps injury during the preseason (8/27)

2009 (Carolina 2/0):
- Appeared in two games recording two tackles

COLLEGE:
- Played in 43 games with 13 starts at Oregon
- Totaled 65 tackles, 13 tackles for loss, four sacks, one pass defensed and two fumble recoveries
- Produced 47 tackles, three sacks and two fumble recoveries his senior season
- Ranked first among the team's interior linemen with nine tackles for loss
- Registered 15 tackles, including three for loss his junior season
- Redshirted as a true freshman

PERSONAL:
- Attended Pittsburg High School in Pittsburg, Calif.
- Was rated among the top 50 prep prospects in California by SuperPrep magazine
- Rated as one of the best 11 defensive lineman in California by Superprep magazine
- Two-time all-Bay Valley League defender
- Two-time all-area honoree
- Completed his prep career with 15 quarterback sacks

Harris' 2012 Season Statistics

			Tackles					Interceptions					Fumbles			
Date, Opp	G	GS	Tot	Solo	Asst	Sk	Yds	No	Yds	Lg	TD	PD	FF	FR	Yds	TD
9/9 vs. MIA							INJURED RESERVE									
9/16 @ JAX							INJURED RESERVE									
9/23 @ DEN							INJURED RESERVE									
9/30 vs. TEN							INJURED RESERVE									
10/8 @ NYJ							INJURED RESERVE									
10/14 vs. GB							INJURED RESERVE									
10/21 vs. BAL							INJURED RESERVE									
11/4 vs. BUF							INJURED RESERVE									
11/11 @ CHI							INJURED RESERVE									
11/18 vs. JAX							INJURED RESERVE									
11/22 @ DET							INJURED RESERVE									
12/2 @ TEN							INJURED RESERVE									
12/10 @ NE							INJURED RESERVE									
12/16 vs. IND							INJURED RESERVE									
12/23 vs. MIN							INJURED RESERVE									
12/30 @ IND							INJURED RESERVE									
2012 Totals	0	0	0	0	0	0.0	0.0	0	0	0	0	0	0	0	0	0

Harris' Career Statistics

				Tackles					Interceptions					Fumbles			
Year	Team	G	GS	Tot	Solo	Asst	Sk	Yds	No	Yds	Lg	TD	PD	FF	FR	Yds	TD
2009	Car	2	0	2	1	1	0.0	0.0	0	0	0	0	0	0	0	0	0
2011	Hou						NOT ON TEAM/PRACTICE SQUAD										
2012	Hou						INJURED RESERVE										
NFL Totals		2	0	2	1	1	0.0	0.0	0	0	0	0	0	0	0	0	0

Harris' Career Highs

Tackles	1	twice, most recent: at Dallas, 9/28/09

DAVID HUNTER

72

NOSE TACKLE

Height: 6-2 | Weight: 306 | College: Houston |
Hometown: Houston, Texas | Rookie |
1st with Texans | Age as of Kickoff Weekend 2012: 22 |
Acquired: CFA-'12 | 2012 GP/GS: 0/0 |
Career GP/GS: 0/0 | Teams: Houston, 2012 |

TRANSACTIONS: Signed with Houston Texans on May 14, 2012...Released by Texans on Aug. 31, 2012... Signed by Texans to practice squad on Sept. 1, 2012...Signed by Texans off practice squad to active roster on Oct. 16, 2012...Placed on injured reserve on Oct. 24, 2012.

2012 (Houston 0/0):

- Inactive vs. Baltimore (10/21) after being signed off the practice squad

COLLEGE:

- Saw action in 52 career games at defensive tackle for the University of Houston
- Recorded 163 tackles in his four years including 7.0 sacks, while forcing two fumbles and four fumble recoveries
- Played in all 14 games as a senior, compiling 39 tackle and blocking one field goal
- Named Conference USA Defensive Player of the Week in Sept. 2009 after recording five tackles, one sack, two forced fumbles and one fumble recovery vs. Texas Tech
- Recorded a career high eight tackles vs. Southern Miss
- Made his first career start vs. Air Force during his freshman campaign in 2008

PERSONAL:

- A unanimous First-Team All-District pick as a senior at Waller High School (Waller, Texas)
- Helped lead the Bulldogs to a 10-3 mark in 2007 and a 10-4 record in 2008
- Regional qualifier in track, participating in the shot put
- Member of the National Honor Society and was a Texas Scholar
- Majored in retailing and consumer science

Hunter's 2012 Season Statistics

			Tackles					Interceptions						Fumbles			
Date, Opp	G	GS	Tot	Solo	Asst	Sk	Yds	No	Yds	Lg	TD	PD	FF	FR	Yds	TD
9/9 vs. MIA							PRACTICE SQUAD									
9/16 @ JAX							PRACTICE SQUAD									
9/23 @ DEN							PRACTICE SQUAD									
9/30 vs. TEN							PRACTICE SQUAD									
10/8 @ NYJ							PRACTICE SQUAD									
10/14 vs. GB							PRACTICE SQUAD									
10/21 vs. BAL							INACTIVE									
11/4 vs. BUF							INJURED RESERVE									
11/11 @ CHI							INJURED RESERVE									
11/18 vs. JAX							INJURED RESERVE									
11/22 @ DET							INJURED RESERVE									
12/2 @ TEN							INJURED RESERVE									
12/10 @ NE							INJURED RESERVE									
12/16 vs. IND							INJURED RESERVE									
12/23 vs. MIN							INJURED RESERVE									
12/30 @ IND							INJURED RESERVE									
2012 Totals	0	0	0	0	0	0.0	0.0	0	0	0	0	0	0	0	0	0

TIM JAMISON

DEFENSIVE END

96

Height: 6-3 | Weight: 285 | College: Michigan |
Hometown: Riverdale, Ill. | 4th NFL Season |
4th with Texans | Age as of Kickoff Weekend 2012: 26 |
Acquired: CFA-'09 | 2012 GP/GS: 6/0 |
Career GP/GS: 38/1 | Teams: Houston, 2009-12 |

TRANSACTIONS: Signed by Houston Texans as non-drafted free agent on May 1, 2009...Released by Texans on Sept. 5, 2009...Re-signed by Texans to practice squad on Sept. 6, 2009...Signed by Texans off of practice squad on Oct. 6, 2009...Waived by Texans on Oct. 20, 2009...Re-signed by Texans to practice squad on Oct. 22, 2009...Released by Texans on Sept. 14, 2010...Re-signed by Texans to practice squad on Oct. 26, 2010...Signed by Texans off of practice squad on Nov. 2, 2010...Re-signed by Texans on Sept. 9, 2012...Placed on injured reserve on Oct. 16, 2012.

2012 (Houston 6/0):
- Sacked Ryan Tannehill for a 12-yard loss in the season opener vs. Miami (9/9)
- Made three tackles (one solo) at Denver (9/23)
- Assisted on two tackles vs. Tennessee (9/30) and at the New York Jets (10/8)

2011 (Houston 16/0):
- Played in all 16 games and made 19 tackles (14 solo) with two sacks, a forced fumble and a fumble recovery
- Knocked down a Drew Brees pass in the fourth quarter at New Orleans (9/25)
- Made two solo tackles vs. Pittsburgh (10/2)
- Sacked Joe Flacco twice for a combined 16 yards lost, the first multiple-sack game of his career, one of which forced a fumble that he also recovered at Baltimore (10/16)
- Made two solo tackles vs. Tampa Bay (11/13)
- Had three solo tackles including one for a loss at Jacksonville (11/27)
- Made three tackles (two solo) vs. Carolina (12/18)
- Had a career-high four tackles (two solo) at Indianapolis (12/22)
- Made his postseason debut and registered two tackles, including one solo, and a pass defensed in AFC Wild Card Playoff vs. Cincinnati (1/7/12)

2010 (Houston 10/1):
- Saw action in 10 games at defensive end, including the first start of his career, and made 17 tackles (13 solo) with one sack
- Had three solo tackles at Philadelphia (12/2)
- Made three tackles (two solo) including one for a loss vs. Baltimore (12/13).
- Made the first start of his NFL career at defensive end in place of an injured Mario Williams and made one solo tackle (12/19)
- Had three solo tackles including the first sack of his NFL career at Denver (12/26)

2009 (Houston 6/0):
- Spent the first four weeks of the season on the practice squad before being signed to the active roster in Week 5 (10/6)
- Played in his first professional game at Arizona (10/11), participating on special teams
- Saw action at defensive end at Cincinnati (10/18)
- Signed to the active roster again in Week 8 (10/30)
- Played on special teams and at defensive end vs. Indianapolis (11/29)
- Made the first solo tackles of his NFL career vs. Seattle (12/13)

COLLEGE:
- Four-year letterman at Michigan where he played in 50 career games and made 25 starts at defensive end
- Earned 2008 All-Big Ten honorable mention accolades from the media and was elected 2008 team captain
- Amassed 129 stops, 29.5 tackles for loss, 20 sacks (seventh all-time at Michigan), four forced fumbles, one interception and five pass breakups during his career
- Posted five or more sacks in three straight seasons (2006-08) and recordeded 50 tackles, 10.5 tackles for loss, 5.5 sacks and two pass breakups as a senior in 2008
- Earned honorable mention All-Big Ten honors when he notched 52 tackles, 10 tackles for loss, 5.5 sacks, an interception, three passes defensed and two forced fumbles in 2007
- Contributed 13 tackles and five sacks in 2006
- Earned freshman All-Big Ten honors from The Sporting News in 2005 when he made 10 tackles, four tackles for loss and three sacks
- General studies major

PERSONAL:
- Made 217 tackles with 89 solos, 45 sacks, 71 tackles for losses and 14 forced fumbles in his career at Thornton High School in Riverdale, Ill.
- Selected to play in the 2004 U.S. Army All-American Game
- Two-year letterman on the varsity basketball and baseball teams
- Two-time Catholic Conference All-Star and selected as an Eastern Massachusetts Division I All-Star
- Recorded 17.0 sacks in his senior season and finished his career with 36.5 sacks in three seasons, while serving as team captain as a senior
- Full name is Tim Jamison II

Jamison's 2012 Season Statistics

			Tackles					Interceptions				Fumbles				
Date, Opp	G	GS	Tot	Solo	Asst	Sk	Yds	No	Yds	Lg	TD	PD	FF	FR	Yds	TD
9/9 vs. MIA	1	0	3	1	2	1.0	12.0	0	0	0	0	1	0	0	0	0
9/16 @ JAX	1	0	1	0	1	0.0	0.0	0	0	0	0	0	0	0	0	0
9/23 @ DEN	1	0	3	1	2	0.0	0.0	0	0	0	0	0	0	0	0	0
9/30 vs. TEN	1	0	2	0	2	0.0	0.0	0	0	0	0	0	0	0	0	0
10/8 @ NYJ	1	0	2	0	2	0.0	0.0	0	0	0	0	0	0	0	0	0
10/14 vs. GB	1	0	0	0	0	0.0	0.0	0	0	0	0	0	0	0	0	0
10/21 vs. BAL							INJURED RESERVE									
11/4 vs. BUF							INJURED RESERVE									
11/11 @ CHI							INJURED RESERVE									
11/18 vs. JAX							INJURED RESERVE									
11/22 @ DET							INJURED RESERVE									
12/2 @ TEN							INJURED RESERVE									
12/10 @ NE							INJURED RESERVE									
12/16 vs. IND							INJURED RESERVE									
12/23 vs. MIN							INJURED RESERVE									
12/30 @ IND							INJURED RESERVE									
2012 Totals	6	0	11	2	9	1.0	12.0	0	0	0	0	1	0	0	0	0

Jamison's Career Statistics

				Tackles					Interceptions					Fumbles				
Year	Team	G	GS	Tot	Solo	Asst	Sk	Yds	No	Yds	Lg	TD	PD	FF	FR	Yds	TD
2009	Hou	6	0	2	1	1	0.0	0.0	0	0	0	0	0	0	0	0	0
2010	Hou	10	1	15	12	3	1.0	3.0	0	0	0	0	0	0	0	0	0
2011	Hou	16	0	19	14	5	2.0	16.0	0	0	0	0	2	1	1	0	0
2012	Hou	6	0	11	2	9	1.0	12.0	0	0	0	0	1	0	0	0	0
NFL Totals		38	1	47	29	18	4.0	31.0	0	0	0	0	3	1	1	0	0

Jamison's 2012 Season Highs

Tackles	3	twice, most recent: at Denver, 9/23/12
Sacks	1	vs. Miami (R. Tannehill), 9/9/12

Jamison's Career Highs

Tackles	4	at Indianapolis (12/22)
Sacks	2	at Baltimore (J. Flacco), 10/16/11
Passes Defensed	1	at New Orleans, 9/25/11
Forced Fumbles	1	at Baltimore, 10/16/11
Fumble Recoveries	1	at Baltimore, 10/16/11

BRICE McCAIN

CORNERBACK

21

Height: 5-9 | Weight: 180 | College: Utah |
Hometown: Terrell, Texas | 4th NFL Season |
4th with Texans | Age as of Kickoff Weekend 2012: 25 |
Acquired: D6-'09 (188th overall) | 2012 GP/GS: 12/2 |
Career GP/GS: 56/6 | Teams: Houston, 2009-12 |

TRANSACTIONS: Selected by Houston Texans in the sixth round (188th pick overall) of the 2009 NFL Draft...Signed by Texan on June 8, 2009...Placed on injured reserve on December 4, 2012.

CAREER:
- Has played in 56 career games (six starts), including action in all 16 games last season
- Has made 81 tackles in his career, 71 of which were solo stops
- Has four career interceptions, including a 28-yard return for a touchdown at Tennessee last year

2012 (Houston 12/2):
- Made four tackles (three solo) and added two special teams tackles vs. Miami (9/9)
- Had one special teams tackle at Jacksonville (9/27)
- Made two solo tackles and broke up a pass at Denver (9/23)
- Teamed with Bradie James to sack Mark Sanchez and intercepted a pass and returning it 86 yards at the New York Jets (10/8)
- Had a season-high two passes broken up vs. Baltimore (10/21)
- Made three tackles (two solo) and added a passed defensed vs. Buffalo (11/4)
- Collected three tackles (two solo) at Chicago, (11/11)
- Registered two tackles and one pass defensed vs. Jacksonville (11/18)
- Recorded two tackles at Detroit (11/22)
- Collected one pass defensed at Tennessee (12/2)
- Placed on injured reserve in Week 14 (designated to return)

2011 (Houston 16/0):
- Had a season-high two passes defensed and one special teams tackle at Miami (9/18)
- Made three solo tackles vs. Pittsburgh (10/2)
- Made one solo tackle and had one pass defensed vs. Oakland (10/9)
- Intercepted a Matt Hasselbeck pass in the fourth quarter and returned it 38 yards for a touchdown at Tennessee (10/23)
- Had three solo tackles vs. Jacksonville (10/30)
- Made a special teams tackle vs. Cleveland (11/6)
- Intercepted a Josh Freeman pass and returned it 10 yards at Tampa Bay (11/13)
- Broke up a Luke McCown pass on fourth down to seal the victory at Jacksonville (11/27)
- Was second on the team with seven tackles (six solo) while also breaking up two passes at Indianapolis (12/22)
- Led the defense with three pass break-ups to go along with two solo tackles vs. Tennessee (1/1/12)
- Made his postseason debut and finished with two passes defensed in AFC Wild Card playoff vs. Cincinnati (1/7/12)

2010 (Houston 12/2):
- Saw action in 12 games with two starts where he made 11 tackles (seven solo) and had two passes defensed
- Made his first career start at cornerback, making seven tackles (five solo) vs. Indianapolis (9/12)
- Had two tackles (one solo) and a pass defensed at Oakland (10/3)
- Made five tackles (four solo) at Indianapolis (11/1)

2009 (Houston 16/0):
- Made professional debut playing cornerback vs. the New York Jets (9/13) and registered two tackles (two solo) while also participating on special teams
- Made his first career interception vs. Indianapolis (11/29)
- Had five tackles (five solo) at Jacksonville (12/6)
- Had a pass defensed that clinched the victory vs. New England (1/3/10) and a special teams tackle

COLLEGE:
- Three-year starter played in 49 games, starting 39, at Utah
- Won all-MWC recognition as a defensive back (2007-08) and kick returner (2006)
- Made 103 career tackles while his 21 career pass breakups were tied for sixth all-time at Utah
- Had 37 kick returns for 846 yards
- Economics major

PERSONAL:
- All-state, all-area and all-district as a running back and defensive back
- County and Terrell High (Texas) MVP
- Played cornerback, wide receiver and running back and returned punts and kickoffs
- Also lettered in basketball and track, where he ran the 100 meters in 10.3 seconds and was on the 400-meter relay team that placed second in the state

McCain's 2012 Season Statistics

			Tackles					Interceptions					Fumbles			
Date, Opp	G	GS	Tot	Solo	Asst	Sk	Yds	No	Yds	Lg	TD	PD	FF	FR	Yds	TD
9/9 vs. MIA	1	0	4	3	1	0.0	0.0	0	0	0	0	0	0	0	0	0
9/16 @ JAX	1	0	0	0	0	0.0	0.0	0	0	0	0	0	0	0	0	0
9/23 @ DEN	1	0	2	2	0	0.0	0.0	0	0	0	0	1	0	0	0	0
9/30 vs. TEN	1	0	1	1	0	0.0	0.0	0	0	0	0	0	0	0	0	0
10/8 @ NYJ	1	0	2	2	0	0.5	4.0	1	86	86	0	1	0	0	0	0
10/14 vs. GB	1	1	2	2	0	0.0	0.0	0	0	0	0	1	0	0	0	0
10/21 vs. BAL	1	0	2	2	0	0.0	0.0	0	0	0	0	2	0	0	0	0
11/4 vs. BUF	1	0	3	2	0	0.0	0.0	0	0	0	0	1	0	0	0	0
11/11 @ CHI	1	0	3	2	1	0.0	0.0	0	0	0	0	0	0	0	0	0
11/18 vs. JAX	1	0	2	2	0	0.0	0.0	0	0	0	0	1	0	0	0	0
11/22 @ DET	1	0	2	2	0	0.0	0.0	0	0	0	0	0	0	0	0	0
12/2 @ TEN	1	1	0	0	0	0.0	0.0	0	0	0	0	1	0	0	0	0
12/10 @ NE							INJURED RESERVE									
12/16 vs. IND							INJURED RESERVE									
12/23 vs. MIN							INJURED RESERVE									
12/30 @ IND							INJURED RESERVE									
2012 Totals	12	2	23	20	2	0.5	4.0	1	86	86	0	8	0	0	0	0

McCain's Career Statistics

				Tackles					Interceptions					Fumbles			
Year	Team	G	GS	Tot	Solo	Asst	Sk	Yds	No	Yds	Lg	TD	PD	FF	FR	Yds	TD
2009	Hou	16	1	11	10	1	0.0	0.0	1	0	0	0	2	0	0	0	0
2010	Hou	12	3	22	17	5	0.0	0.0	0	0	0	0	2	0	0	0	0
2011	Hou	16	0	25	24	1	0.0	0.0	2	48	38	1	13	0	0	0	0
2012	Hou	12	2	23	20	2	0.5	4.0	1	86	86	0	8	0	0	0	0
NFL Totals		56	6	81	71	9	0.5	4.0	4	134	86	1	25	0	0	0	0

McCain's 2012 Season Highs

Tackles	4	vs. Miami, 9/9/12
Interceptions	1	at New York Jets (M. Sanchez), 10/8/12
Long Interception	86	at New York Jets, 10/8/12
Sacks	0.5	at New York Jets, 10/8/12
Passes Defensed	2	vs. Baltimore, 10/21/12

McCain's Career Highs

Tackles	7	twice, most recent: at Indianapolis, 12/22/11
Interceptions	1	four times, most recent: at New York Jets (M. Sanchez), 10/8/12
Long Interception	86	at New York Jets, 10/8/12
Passes Defensed	3	vs. Tennessee, 1/1/12
Touchdowns	1	at Tennessee (interception return), 10/23/11

Additional Statistics

Special Teams Tackles: 9 total; 2009 - 4, 2011 - 3, 2012 - 5.

McCain's Career Playoff Statistics

			Tackles					Interceptions					Fumbles			
Date, Opp	GP	GS	Tot	Solo	Asst	Sk	Yds	No	Yds	Lg	TD	PD	FF	FR	Yds	TD
1/7/12 vs. CIN (WC)	1	1	0	0	0	0.0	0.0	0	0	0	0	2	0	0	0	0
1/15/12 at BAL (Div)	1	0	0	0	0	0.0	0.0	0	0	0	0	0	0	0	0	0
Career Totals	2	1	0	0	0	0.0	0.0	0	0	0	0	2	0	0	0	0

DARRYL SHARPTON

INSIDE LINEBACKER

51

Height: 5-11 | Weight: 230 | College: Miami (Fla.) |
Hometown: Coral Gables, Fla. | 3rd NFL Season |
3rd with Texans | Age as of Kickoff Weekend 2012: 24 |
Acquired: D4a-'10 (102nd overall) | 2012 GP/GS: 7/6 |
Career GP/GS: 27/12 | Teams: Houston, 2010-12 |

TRANSACTIONS: Selected by Houston Texans in the fourth round (102nd overall) of the 2010 NFL Draft... Signed by Texans on June 11, 2010...Placed on injured reerve on Nov. 2, 2011...Placed on PUP list on Aug. 26, 2012...Signed by Texans off PUP to active roster on Nov. 17, 2012.

2012 (Houston 7/6):

- Placed on the Physically Unable to Perform (PUP) list (8/26)
- Signed to active roster (11/17)
- Made his season debut vs. Jacksonville (11/18), collecting seven tackles (four solo)
- Recovered his first career fumble and had a career-high 13 tackles (five solo) at Detroit (11/22)
- Registered his first career interception and had seven tackles (three solo) at Tennessee (12/2)
- Made six tackles (two solo) at New England (12/10)
- Recorded three tackles (two solo) vs. Indianapolis (12/16)
- Had two tackles vs. Minnesota (12/23)
- Registered one tackle and pass defensed at Indianapolis (12/30)

2011 (Houston 8/0):

- Made a season-high three solo tackles in the season opener vs. Indianapolis (9/11)
- Had two solo tackles vs. Oakland (10/9), at Baltimore (10/16) and at Tennessee (10/23)
- Placed on injured reserve after suffering an injury to his quadricep vs. Jacksonville (11/2)

2010 (Houston 12/6):

- Saw action in 12 games with six starts; five at weakside linebacker and one at middle linebacker
- Made 21 tackles (13 solo) in his rookie campaign along with one sack
- Saw action on special teams where he led the squad with two tackles vs. San Diego (11/7)
- Made his first start of his professional career at weakside linebacker and made five tackles (three solo) including two for a loss and two special teams tackles at New York Jets (11/21)
- Recorded six tackles (three solo) including the first sack of his NFL career vs. Baltimore (12/13)
- Started his fifth straight game at weakside linebacker and made five tackles (three solo) at Tennessee (12/19)
- Notched his first start at middle linebacker and made five tackles (four solo) at Denver (12/26)
- Placed on injured reserve (12/29) after injuring his shoulder at Denver (12/26)

COLLEGE:

- Started 30-of-52 games at Miami, including 18 at middle linebacker, nine at strongside linebacker and three at weakside linebacker
- Recorded 255 tackles (154 solo) that included 2.5 sacks for minus-24 yards and 27 stops for losses totaling 75 yards
- Caused and recovered a fumble, deflected nine passes, fielded six short kickoffs for 40 yards and had a 73-yard interception return for a touchdown
- Started 12-of-13 games as a senior and led the team with a career-high 106 tackles (65 solo) as well as a forced fumble, three passes defensed and an interception which he returned for a 73-yard touchdown
- Started nine games as a junior and finished fourth on the team with 58 tackles (33 solo) that included 1.5 sacks for minus-14 yards and six stops for losses of 24 yards; recovered a fumble and broke up two passes
- Played in 11 games as a sophomore and ranked sixth on the team with 46 tackles (30 solo), adding one stop for a 12-yard loss
- Named third-team Freshman All-American by The Sporting News and College Football News in 2006 and was selected to The Sporting News ACC All-Freshman team
- Received a medical hardship waiver in 2005
- Graduated with a degree in finance

PERSONAL:

- Played both offense and defense throughout his career at Coral Gables (Fla.) High School, and also returned kickoffs and blocked four punts
- As a senior in 2004, he finished with 96 tackles (three for loss), two interceptions and four blocked punts
- Selected to play in the Cali/Florida Bowl, but declined the invitation
- As a junior, recorded 110 tackles and one interception for a touchdown
- Ranked as the nation's 28th best outside linebacker prospect by Rivals.com and was chosen All-Dade County while ranking as the 10th-best prospect in Dade County by the Miami Herald
- Was in his school's International Baccalaureate Program
- Presently enrolled in post-graduate school at Miami

Sharpton's 2012 Season Statistics

			Tackles					Interceptions					Fumbles			
Date, Opp	G	GS	Tot	Solo	Asst	Sk	Yds	No	Yds	Lg	TD	PD	FF	FR	Yds	TD
9/9 vs. MIA	PHYSICALLY UNABLE TO PERFORM															
9/16 @ JAX	PHYSICALLY UNABLE TO PERFORM															
9/23 @ DEN	PHYSICALLY UNABLE TO PERFORM															
9/30 vs. TEN	PHYSICALLY UNABLE TO PERFORM															
10/8 @ NYJ	PHYSICALLY UNABLE TO PERFORM															
10/14 vs. GB	PHYSICALLY UNABLE TO PERFORM															
10/21 vs. BAL	PHYSICALLY UNABLE TO PERFORM															
11/4 vs. BUF	PHYSICALLY UNABLE TO PERFORM															
11/11 @ CHI	PHYSICALLY UNABLE TO PERFORM															
11/18 vs. JAX	1	0	7	4	3	0	0	0	0	0	0	0	0	0	0	0
11/22 @ DET	1	1	13	5	8	0	0	0	0	0	0	0	0	1	0	0
12/2 @ TEN	1	1	7	3	4	0	0	1	-2	-2	0	1	0	0	0	0
12/10 @ NE	1	1	6	2	4	0	0	0	0	0	0	0	0	0	0	0
12/16 vs. IND	1	1	3	2	1	0	0	0	0	0	0	0	0	0	0	0
12/23 vs. MIN	1	1	2	2	0	0	0	0	0	0	0	0	0	0	0	0
12/30 @ IND	1	1	1	0	1	0	0	0	0	0	0	1	0	0	0	0
2012 Totals	7	6	39	18	21	0.0	0.0	1	-2	0	0	2	0	1	0	0

Sharpton's Career Statistics

				Tackles					Interceptions					Fumbles			
Year	Team	G	GS	Tot	Solo	Asst	Sk	Yds	No	Yds	Lg	TD	PD	FF	FR	Yds	TD
2010	HOU	12	6	21	13	8	1.0	9.0	0	0	0	0	0	0	0	0	0
2011	HOU	8	0	9	9	0	0.0	0.0	0	0	0	0	0	0	0	0	0
2012	HOU	7	6	39	18	21	0.0	0.0	1	-2	0	0	2	0	1	0	0
NFL Totals		27	12	69	40	29	1.0	9.0	1	-2	0	0	2	0	1	0	0

Sharpton's Season Highs

Tackles	13	at Detroit, 11/22/12
Interceptions	1	at Tennessee, 12/2/12
Fumbles Recovered	1	at Detroit, 11/22/12
Passes Defensed	1	twice, most recent: at Indianapolis, 12/30/12

Sharpton's Career Highs

Tackles	13	at Detroit, 11/22/12
Sacks	1.0	vs. Baltimore (J. Flacco), 12/13/10
Interceptions	1	at Tennessee, 12/2/12
Fumbles Recovered	1	at Detroit, 11/22/12
Passes Defensed	1	twice, most recent: at Indianapolis, 12/30/12

INDIVIDUAL RECORDS

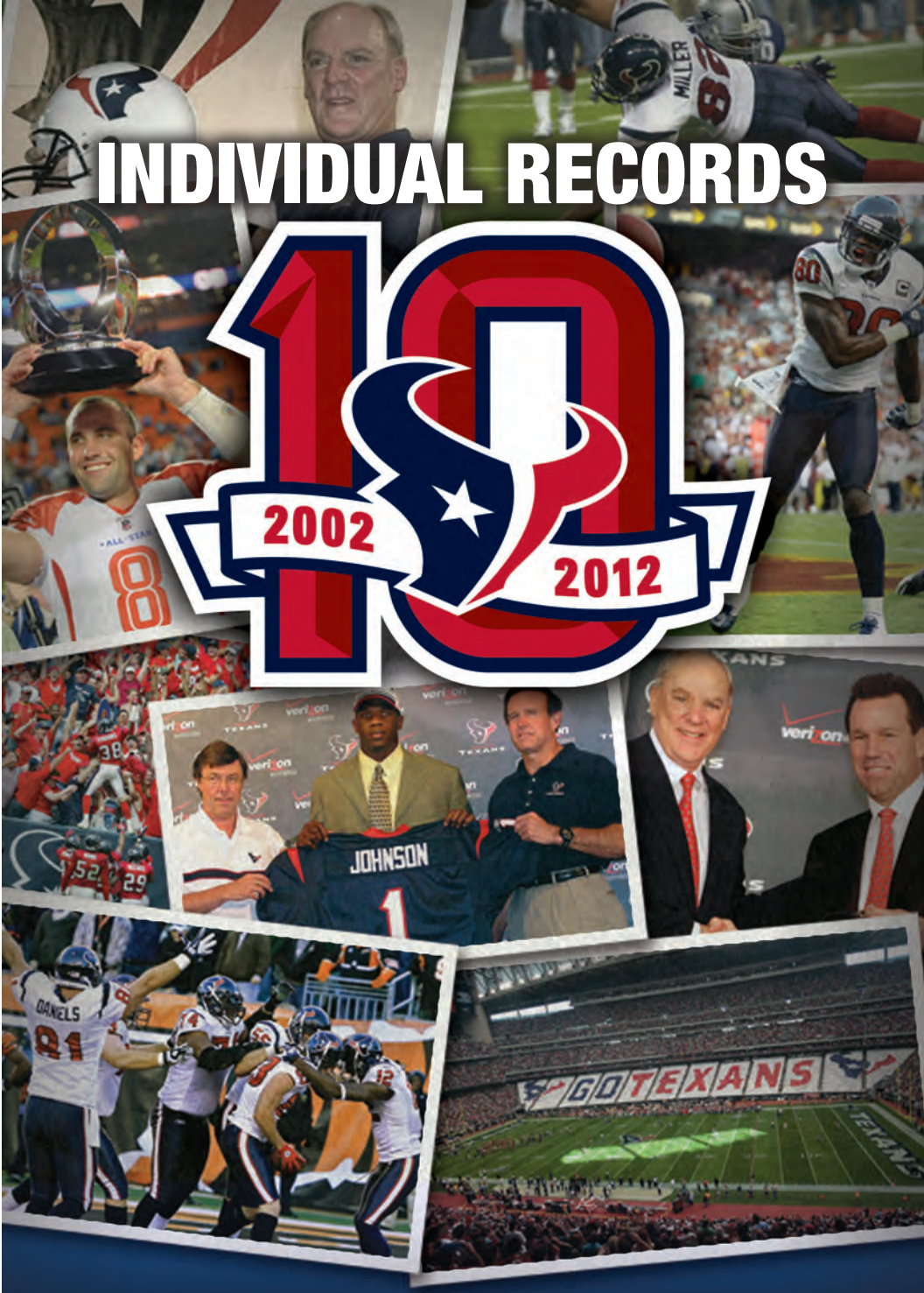

Updated: December 30, 2012

INDIVIDUAL YEAR-BY-YEAR LEADERS

RUSHING

Year	Player	Att	Yds	Avg	Long	TD
2002	Jonathan Wells	197	529	2.7	37	3
2003	Domanick Williams	238	1,031	4.3	51	8
2004	Domanick Williams	302	1,188	3.9	44	13
2005	Domanick Williams	230	976	4.2	44	2
2006	Ron Dayne	151	612	4.1	19	5
2007	Ron Dayne	194	773	4.0	39	6
2008	Steve Slaton	268	1,282	4.8	71t	9
2009	Steve Slaton	131	437	3.3	32t	3
2010	**Arian Foster**	**327**	**1,616**	**4.9**	**74t**	**16**
2011	Arian Foster	278	1,224	4.4	43	10
2012	Arian Foster	351	1,424	4.1	46	15

RECEIVING

Year	Player	Rec	Yds	Avg	Long	TD
2002	Billy Miller	51	613	12.0	42	3
2003	Andre Johnson	66	976	14.8	46t	4
2004	Andre Johnson	79	1,142	14.5	54t	6
2005	Andre Johnson	63	688	10.9	53t	2
2006	Andre Johnson	103	1,147	11.1	53	5
2007	Kevin Walter	65	800	12.3	46	4
2008	Andre Johnson	115	1,575	13.7	65	8
2009	Andre Johnson	101	1,569	15.5	72t	9
2010	Andre Johnson	86	1,216	14.1	60	8
2011	Owen Daniels	54	677	12.5	34	3
2012	**Andre Johnson**	**112**	**1,598**	**14.3**	**60t**	**4**

RUSHING-RECEIVING

Year	Player	Rushing	Receiving	Total
2002	James Allen	519	302	821
2003	Domanick Williams	1,031	351	1,382
2004	Domanick Williams	1,188	588	1,776
2005	Domanick Williams	976	337	1,313
2006	Andre Johnson	14	1,147	1,161
2007	Ron Dayne	773	112	885
2008	Steve Slaton	1,282	377	1,659
2009	Andre Johnson	10	1,569	1,579
2010	**Arian Foster**	**1,616**	**604**	**2,220**
2011	Arian Foster	1,224	617	1,841
2012	Arian Foster	1,424	217	1,641

PASSING

Year	Player	A	C	Pct	Yds	TD	Int	Lg	Rtg
2002	David Carr	444	233	52.5	2,592	9	15	81	62.8
2003	David Carr	295	167	56.6	2,013	9	13	78t	69.5
2004	David Carr	466	285	61.2	3,531	16	14	69	83.5
2005	David Carr	423	256	60.5	2,488	14	11	53t	77.2
2006	David Carr	442	302	68.3	2,767	11	12	53	82.1
2007	Matt Schaub	289	192	66.4	2,241	9	9	77t	87.2
2008	Matt Schaub	380	251	66.1	3,043	15	10	65	92.7
2009	**Matt Schaub**	**583**	**396**	**67.9**	**4,770**	**29**	**15**	**72t**	**98.6**
2010	Matt Schaub	574	365	63.6	4,370	24	12	60	92.0
2011	Matt Schaub	292	178	61.0	2,479	15	6	80t	96.8
2012	Matt Schaub	544	350	64.3	4,008	22	12	60t	90.7

SCORING

Year	Player	TD	PAT	2PT	FG	TP
2002	Kris Brown	-	20/20	-	17/24	71
2003	Kris Brown	-	27/27	-	18/22	81
2004	Kris Brown	-	34/34	-	17/24	85
2005	Kris Brown	-	24/24	-	26/34	102
2006	Kris Brown	-	26/27	-	19/25	83
2007	Kris Brown	-	40/40	-	25/29	115
2008	Kris Brown	-	37/37	-	29/33	124
2009	Kris Brown	-	43/44	-	21/32	106
2010	Neil Rackers	-	43/43	-	27/30	124
2011	Neil Rackers	-	39/40	-	32/38	135
2012	**Shayne Graham**	**-**	**45/45**	**-**	**31/38**	**138**

FIELD GOALS

Year	Player	Att	Made	Pct	Long
2002	Kris Brown	24	17	70.8	51
2003	Kris Brown	22	18	81.8	50
2004	Kris Brown	24	17	70.8	50
2005	Kris Brown	34	26	76.5	53
2006	Kris Brown	25	19	76.0	49
2007	Kris Brown	29	25	86.2	57*
2008	Kris Brown	33	29	87.9	53
2009	Kris Brown	32	21	65.6	56
2010	Neil Rackers	30	27	90.0	57
2011	**Neil Rackers**	**38**	**32**	**84.2**	**54**
2012	Shayne Graham	38	31	81.6	51

***Longest field goal in the NFL**

PUNTING AVERAGE

Year	Player	No	Yds	Avg	Long	Blk
2002	Chad Stanley	114	4,720	41.4	62	2
2003	Chad Stanley	97	4,028	41.5	58	0
2004	Chad Stanley	73	3,009	41.2	57	0
2005	Chad Stanley	77	2,990	38.8	61	0
2006	Chad Stanley	76	3,161	41.6	62	0
2007	Matt Turk	55	2,296	41.7	59	0
2008	Matt Turk	53	2,240	42.3	59	0
2009	Matt Turk	67	2,866	42.8	62	0
2010	Matt Turk	63	2,650	42.1	60	0
2011	Brett Hartmann	58	2,573	44.4	69	0
2012	Donnie Jones	88	4,150	47.2	66	0

PUNT RETURNS

Year	Player	No	Yds	Avg	Long	TD
2002	Jermaine Lewis	36	280	7.8	48	0
2003	J.J. Moses	36	244	6.8	40	0
2004	J.J. Moses	36	309	8.6	27	0
2005	Phillip Buchanon	12	101	8.4	37	0
2006	Dexter Wynn	12	139	11.6	58	0
2007	Jacoby Jones	30	286	9.5	74	0
2008	**Jacoby Jones**	**32**	**386**	**12.1**	**73t**	**2**
2009	Jacoby Jones	39	426	10.9	62	0
2010	Jacoby Jones	29	204	7.0	39	0
2011	Jacoby Jones	49	518	10.6	79t	1
2012	Keshawn Martin	22	267	12.1	71	0

BOLD indicates team record

KICKOFF RETURNS

Year	Player	No	Yds	Avg	Long	TD
2002	Jermaine Lewis	46	961	20.9	45	0
2003	J.J. Moses	58	1,355	23.4	70	0
2004	J.J. Moses	59	1,303	22.1	49	0
2005	**Jerome Mathis**	**54**	**1,542**	**28.6**	**99t**	**2**
2006	Dexter Wynn	30	670	22.3	38	0
2007	André Davis	32	968	30.3	104t	3
2008	André Davis	43	993	23.1	50	0
2009	André Davis	33	782	23.7	63	0
2010	Steve Slaton	39	767	19.7	50	0
2011	Danieal Manning	13	356	27.4	46	0
2012	Keshawn Martin	31	741	23.9	54	0

INTERCEPTIONS

Year	Player	No	Yds	Avg	Long	TD
2002	Aaron Glenn	5	181	36.2	70t	2
2003	**Marcus Coleman**	**7**	**95**	**13.6**	**41**	**0**
2004	Dunta Robinson	6	146	24.3	61	0
2005	Glenn Earl	2	2	1.0	2	0
2006	Dunta Robinson	2	9	4.5	9	1
	DeMarcus Faggins	2	0	0.0	0	0
2007	Fred Bennet	3	47	15.7	33	0
2008	Jacques Reeves	4	108	27.0	44t	1
2009	Bernard Pollard	4	121	30.3	70t	1
	Brian Cushing	4	26	6.5	20	0
2010	Troy Nolan	3	35	11.7	20	0
	Glover Quin	3	12	4.0	10	0
	Jason Allen	3	1	0.3	1	0
2011	Johnathan Joseph	4	40	10.0	29	0
	Jason Allen	4	34	8.5	34	0
2012	Kareem Jackson	4	71	17.8	63t	1

TOTAL TACKLES

Year	Player, Pos.	Solo	Assist	Total
2002	Jay Foreman, LB	110	83	193
2003	**Jamie Sharper, LB**	**117**	**78**	**195**
2004	Jamie Sharper, LB	113	64	177
2005	Morlon Greenwood, LB	87	57	144
2006	DeMeco Ryans, LB	126	30	156
2007	DeMeco Ryans, LB	98	29	127
2008	DeMeco Ryans, LB	86	26	126
2009	Brian Cushing, LB	86	47	133
2010	Bernard Pollard, SS	82	30	112
2011	Brian Cushing, LB	76	38	114
2012	J.J. Watt, DE	85	22	107

Note: Total tackles were determined by coaches review from 2002-05 and from 2011-present. From 2006-10, total tackles were determined by press box review.

SACKS

Year	Player, Pos.	Sacks	Yards
2002	Jeff Posey, LB	8.0	77.0
2003	Jamie Sharper, LB	4.0	19.0
2004	Kailee Wong, LB	5.5	29.0
2005	Shantee Orr, LB	7.0	40.0
2006	Jason Babin, LB	5.5	39.0
2007	Mario Williams, DE	14.0	82.5
2008	Mario Williams, DE	12.0	82.0
2009	Mario Williams, DE	9.0	52.0
2010	Mario Williams, DE	8.5	54.5
2011	Connor Barwin, OLB	11.5	78.5
2012	**J.J. Watt, DE**	**20.5**	**138.5**

SPECIAL TEAMS TACKLES

Year	Player, Pos.	Solo	Assist	Total
2002	Jason Bell, CB	14	2	16
2003	Ramon Walker, SS	13	4	17
2004	Antwan Peek, LB	10	8	18
2005	Ramon Walker, SS	12	6	18
2006	Troy Evans, LB	11	2	13
2007	Jameel Cook, FB	12	1	13
2008	**Kevin Bentley, LB**	**16**	**7**	**23**
2009	Kevin Bentley, LB	9	11	20
2010	James Casey, TE	10	7	17
2011	Tim Dobbins, ILB	9	0	9
2012	Bryan Braman, OLB	14	2	17

Note: Special teams tackles were determined by coaches review from 2002-05 and from 2011-present. From 2006-10, special teams tackles were determined by press box review.

BOLD indicates team record

INDIVIDUAL TOTAL OFFENSE

YARDS FROM SCRIMMAGE
(Rushing, Receiving)

CAREER
11,308 Andre Johnson, 2003-12
6,052 Arian Foster, 2009-12
4,471 Domanick Williams#, 2003-05
4,365 Owen Daniels, 2006-12
SEASON
2,220 Arian Foster, 2010
1,841 Arian Foster, 2011
1,776 Domanick Williams#, 2004
SEASON, ROOKIE
1,659 Steve Slaton, 2008
1,382 Domanick Williams#, 2003
966 Andre Johnson, 2003
GAME
273 Andre Johnson vs. Jacksonville, 11/18/12
238 Arian Foster vs. Indianapolis, 9/12/10
234 Arian Foster at Tennessee, 10/23/11
218 Arian Foster vs. Tennessee, 11/28/10
207 Andre Johnson vs. Tennessee, 12/14/08
GAME, OPPONENT
284 Chris Johnson at Tennessee, 9/20/09
265 Lee Evans vs. Buffalo, 11/19/06
236 Justin Blackmon vs. Jacksonville, 11/18/12
217 Larry Johnson vs. Kansas City, 11/20/05

COMBINED NET YARDS GAINED
(Rushing, Receiving, Returns)

MOST SEASONS LEADING TEAM
3 Arian Foster, 2010-12
Domanick Williams#, 2003-05
2 Ron Dayne, 2006-07
MOST CONSECUTIVE SEASONS LEADING TEAM
3 Arian Foster, 2010-12
Domanick Williams#, 2003-05
2 Ron Dayne, 2006-07
CAREER
11,308 Andre Johnson, 2003-12
6.052 Arian Foster, 2009-12
5,004 Jacoby Jones, 2007-11
4,585 Domanick Williams#, 2003-05
SEASON
2,220 Arian Foster, 2010
1,841 Arian Foster, 2011
1,776 Domanick Williams#, 2004
1,675 Jerome Mathis, 2005
SEASON, ROOKIE
1,675 Jerome Mathis, 2005
1,659 Steve Slaton, 2008
1,443 Domanick Williams#, 2003
966 Andre Johnson, 2003
GAME
273 Andre Johnson vs. Jacksonville, 11/18/12
266 Jerome Mathis vs. Kansas City, 11/20/05
266 Jerome Mathis vs. Indianapolis, 10/23/05
GAME, OPPONENT
284 Chris Johnson at Tennessee, 9/20/09
265 Lee Evans vs. Buffalo, 11/19/06
236 Justin Blackmon vs. Jacksonville, 11/18/12

COMBINED ATTEMPTS

CAREER
1,177 Arian Foster, 2009-12
931 Domanick Williams#, 2003-05
841 Andre Johnson, 2003-12
562 Steve Slaton, 2008-11
SEASON
393 Arian Foster, 2010
391 Arian Foster, 2012
370 Domanick Williams#, 2004
331 Arian Foster, 2011
318 Steve Slaton, 2008
GAME
39 Arian Foster vs. Tennessee, 11/28/10
38 Domanick Williams# at Indianapolis, 11/14/04
36 Domanick Williams# at Detroit, 9/19/04
36 Domanick Williams# vs. New York Jets, 10/19/03
GAME, OPPONENT
43 Rudi Johnson at Cincinnati, 11/9/03
36 Larry Johnson vs. Kansas City, 11/20/05
34 Thomas Jones at Tampa Bay, 12/14/03

- Domanick Williams known as Domanick Davis prior to 2006.

INDIVIDUAL RUSHING

RUSHING ATTEMPTS

MOST SEASONS LEADING TEAM
3 Arian Foster, 2010-12
Domanick Williams#, 2003-05
2 Steve Slaton, 2008-09
Ron Dayne, 2006-07
MOST CONSECUTIVE SEASONS LEADING TEAM
3 Arian Foster, 2010-12
3 Domanick Williams#, 2003-05
2 Steve Slaton, 2008-09
2 Ron Dayne, 2006-07
CAREER
1,010 Arian Foster, 2009-12
770 Domanick Williams#, 2003-05
425 Steve Slaton, 2008-11
SEASON
351 Arian Foster, 2012
327 Arian Foster, 2010
302 Domanick Williams#, 2004
278 Arian Foster, 2011
SEASON, ROOKIE
268 Steve Slaton, 2008
238 Domanick Williams#, 2003
197 Jonathan Wells, 2002
GAME
33 Arian Foster vs. Jacksonville, 10/30/11
33 Arian Foster vs. Indianapolis, 9/12/10
32 Ron Dayne vs. Indianapolis, 12/24/06
GAME, ROOKIE
27 Domanick Williams# vs. New York Jets, 10/19/03
26 Domanick Williams# at Buffalo, 11/16/03
26 Steve Slaton at Green Bay, 12/7/08

GAME, OPPONENT
43 Rudi Johnson, vs. Cincinnati, 11/9/03
36 Larry Johnson, vs. Kansas City, 11/20/05
34 Thomas Jones, at Tampa Bay, 12/14/03

- Domanick Williams known as Domanick Davis prior to 2006.

RUSHING YARDS GAINED

MOST SEASONS LEADING TEAM
3 Arian Foster, 2010-12
Domanick Williams#, 2003-05
2 Steve Slaton, 2008-09
Ron Dayne, 2006-07
MOST CONSECUTIVE SEASONS LEADING TEAM
3 Arian Foster, 2010-12
Domanick Williams#, 2003-05
2 Steve Slaton, 2008-09
Ron Dayne, 2006-07
CAREER
4,521 Arian Foster, 2009-12
3,195 Domanick Williams#, 2003-05
1,832 Steve Slaton, 2008-11
SEASONS, 1,000 OR MORE YARDS RUSHING
3 Arian Foster, 2010-12
2 Domanick Williams#, 2003-04
1 Steve Slaton, 2008
CONSECUTIVE SEASONS, 1,000 OR MORE YARDS RUSHING
3 Arian Foster, 2010-12
2 Domanick Williams#, 2003-04
SEASON
1,616 Arian Foster, 2010
1,424 Arian Foster, 2012
1,282 Steve Slaton, 2008
1,224 Arian Foster, 2011
1,188 Domanick Williams#, 2004
1,031 Domanick Williams#, 2003
SEASON, ROOKIE
1,282 Steve Slaton, 2008
1,031 Domanick Williams#, 2003
529 Jonathan Wells, 2002
GAME
231 Arian Foster vs. Indianapolis, 9/12/10
180 Arian Foster vs. Jacksonville, 1/2/11
165 Arian Foster vs. Indianapolis, 12/16/12
158 Arian Foster at Indianapolis, 12/22/11
158 Domanick Williams# at Jacksonville, 12/26/04
GAME, OPPONENT
211 Larry Johnson vs. Kansas City, 11/20/05
197 Chris Johnson at Tennessee, 9/20/09
182 Rudi Johnson at Cincinnati, 11/9/03
GAME, ROOKIE
156 Steve Slaton at Indianapolis, 11/16/08
129 Domanick Williams# vs. New York Jets, 10/19/03
119 Arian Foster vs. New England, 1/3/10
GAMES, 100 OR MORE YARDS RUSHING
23 Arian Foster, 2009-12
11 Domanick Williams#, 2003-05
5 Steve Slaton, 2008-09
CONSECUTIVE GAMES, 100 OR MORE YARDS
3 Twice, last Arian Foster, 10/23/11 - 11/6/11
2 Ten times, last Arian Foster, 11/4/12 - 11/11/12

LONGEST RUN FROM SCRIMMAGE
81t Justin Forsett at Detroit, 11/22/12
74t Arian Foster at Oakland, 10/3/10
71t Steve Slaton at Indianapolis, 11/16/08
56 Arian Foster vs. Jacksonville, 1/2/11
51 Domanick Williams# at Cincinnati, 11/9/03
LONGEST RUN FROM SCRIMMAGE, OPPONENT
91t Chris Johnson at Tennessee, 9/20/09
76 Fred Taylor at Jacksonville, 10/14/07
70t Tiki Barber vs. New York Giants, 11/24/02

RUSHING AVERAGE GAIN

CAREER (750 ATTEMPTS)
4.5 Arian Foster, 2009-12
4.1 Domanick Williams#, 2003-05
SEASON (100 ATTEMPTS)
5.4 Ben Tate, 2011 (175-942)
4.9 Arian Foster, 2010 (327-1,616)
4.8 Steve Slaton, 2008 (268-1,282)
4.4 Arian Foster, 2011 (278-1,224)
4.3 Domanick Williams#, 2003 (238-1,031)
GAME (10 ATTEMPTS)
11.1 Steve Slaton at Indianapolis, 11/16/08 (14-156)
9.6 Ben Tate vs. Cleveland, 11/6/11 (12-115)
8.6 Darius Walker vs. Jacksonville, 12/30/07 (10-86)
7.8 Arian Foster at Oakland, 10/3/10 (17-133)
GAME, OPPONENT (10 ATTEMPTS)
12.3 Chris Johnson at Tennessee, 9/20/09 (16-197)
10.4 Maurice Jones-Drew at Jacksonville, 10/14/07 (12-125)
8.4 Amos Zereoue vs. Oakland, 10/3/04 (14-117)

RUSHING TOUCHDOWNS

SEASONS LEADING TEAM
3 Arian Foster, 2010-12
2 Jonathan Wells, 2002, 2005
Domanick Williams#, 2003-04
Ron Dayne, 2006-07
CONSECUTIVE SEASONS LEADING TEAM
3 Arian Foster, 2010-12
2 Domanick Williams#, 2003-04
Ron Dayne, 2006-07
CAREER
44 Arian Foster, 2009-12
23 Domanick Williams#, 2003-05
12 Steve Slaton, 2008-10
SEASON
16 Arian Foster, 2010
15 Arian Foster, 2012
13 Domanick Williams#, 2004
10 Arian Foster, 2011
9 Steve Slaton, 2008
GAME
3 Arian Foster vs. Indianapolis, 9/12/10
3 Ryan Moats at Buffalo, 11/1/09
2 22 times, last by Arian Foster at Detroit, 11/22/12
GAME, ROOKIE
2 Six times, last by Steve Slaton vs. Jacksonville, 12/01/08

INDIVIDUAL RUSHING

GAME, OPPONENT
- 4 Shaun Alexander at Seattle, 10/16/05
- 3 Three times, last by Maurice Jones-Drew vs. Jacksonville, 9/27/09
- 2 15 times, last by Maurice Jones-Drew at Jacksonville, 11/14/10

CONSECUTIVE GAMES RUSHING FOR TOUCHDOWNS
- 6 Arian Foster, 10/23/11 - 12/4/11
  Domanick Williams#, 11/28/04 – 1/2/05
- 5 twice, last by Arian Foster, 9/30/12 – 11/4/12
- 4 Arian Foster, 12/18/11- 9/16/12
- 3 Four times, last by Derrick Ward, 10/3/10 - 10/17/10
- 2 Seven times, last by Arian Foster, 9/9/12 - 9/16/12

- Domanick Williams known as Domanick Davis prior to 2006.

INDIVIDUAL PASSING

SEASONS LEADING TEAM
- 6 Matt Schaub, 2007-12
- 5 David Carr, 2002-06

CONSECUTIVE SEASONS LEADING TEAM
- 6 Matt Schaub, 2007-12
- 5 David Carr, 2002-06

PASSER RATING

CAREER (1,500 ATTEMPTS)
- 93.3 Matt Schaub, 2007-12
- 75.5 David Carr, 2002-06

SEASON (224 ATTEMPTS)
- 98.6 Matt Schaub, 2009
- 96.8 Matt Schaub, 2011
- 92.7 Matt Schaub, 2008
- 92.0 Matt Schaub, 2010
- 90.7 Matt Schaub, 2012

SEASON, ROOKIE (224 ATTEMPTS)
- 62.8 David Carr, 2002

GAME (20 ATTEMPTS)
- 147.7 Matt Schaub at Tennessee, 10/23/11
- 144.0 Matt Schaub vs. Cincinnati, 10/26/08
- 140.2 David Carr at Indianapolis, 9/17/06
- 129.7 Matt Schaub vs. Jacksonville, 1/2/11
- 127.8 Matt Schaub at Tennessee, 9/20/09

GAME, OPPONENT (20 ATTEMPTS)
- 146.8 Steve McNair at Tennessee, 10/12/03
- 146.8 Jon Kitna vs. Cincinnati, 11/3/02
- 139.8 Ben Roethlisberger vs. Pittsburgh, 9/18/05
- 137.8 Jake Plummer at Denver, 11/7/04
- 137.2 Philip Rivers vs. San Diego, 11/7/10

PASSING ATTEMPTS

SEASONS LEADING TEAM
- 6 Matt Schaub, 2007-12
- 5 David Carr, 2002-06

CONSECUTIVE SEASONS LEADING TEAM
- 6 Matt Schaub, 2007-12
- 5 David Carr, 2002-06

CAREER
- 2,662 Matt Schaub, 2007-12
- 2,070 David Carr, 2002-06
- 453 Sage Rosenfels, 2006-08

SEASON
- 583 Matt Schaub, 2009
- 574 Matt Schaub, 2010
- 544 Matt Schaub, 2012
- 466 David Carr, 2004

SEASON, ROOKIE
- 444 David Carr, 2002
- 134 T.J. Yates, 2011
- 40 Dave Ragone, 2003

GAME
- 62 Matt Schaub vs. Baltimore, 12/13/10
- 55 Matt Schaub vs. Jacksonville, 11/18/12
- 54 Matt Schaub at Tennessee, 12/19/10
- 54 David Carr at New York Jets, 11/26/06
- 52 Matt Schaub at Washington, 9/19/10
- 50 Matt Schaub at Arizona, 10/11/09

GAME, OPPONENT
- 61 Matthew Stafford at Detroit, 11/22/12
- 57 Peyton Manning vs. Indianapolis, 9/12/10
- 57 Tommy Maddox at Pittsburgh, 12/8/02
- 55 Chad Henne at Miami, 12/27/09
- 52 Peyton Manning at Denver, 9/23/12
- 50 Three times, last by Peyton Manning at Indianapolis, 11/8/09

PASS COMPLETIONS

SEASONS LEADING TEAM
- 6 Matt Schaub, 2007-12
- 5 David Carr, 2002-06

CONSECUTIVE SEASONS LEADING TEAM
- 6 Matt Schaub, 2007-12
- 5 David Carr, 2002-06

CAREER
- 1,732 Matt Schaub, 2007-12
- 1,243 David Carr, 2002-06
- 297 Sage Rosenfels, 2006-08

SEASON
- 396 Matt Schaub, 2009
- 365 Matt Schaub, 2010
- 350 Matt Schaub, 2012

SEASON, ROOKIE
- 233 David Carr, 2002
- 82 T.J. Yates, 2011
- 20 Dave Ragone, 2003

GAME
- 43 Matt Schaub vs. Jacksonville, 11/18/12
- 39 David Carr at New York Jets, 11/26/06
- 38 Matt Schaub at Washington, 9/19/10
- 35 Twice, last: Matt Schaub at Tennessee, 12/19/10
- 32 Matt Schaub at Indianapolis, 11/8/09

GAME, OPPONENT
- 40 Peyton Manning vs. Indianapolis, 9/12/10
- 36 Daunte Culpepper vs. Minnesota, 10/10/04
- 34 Peyton Manning at Indianapolis, 11/8/09
- 33 Drew Brees vs. New Orleans, 11/18/07
- 33 Brett Favre vs. Green Bay 11/21/04

CONSECUTIVE COMPLETIONS
*22 David Carr vs. Buffalo, 11/19/06
17 Matt Schaub vs. Jacksonville, 11/18/12
16 Matt Schaub vs. Indianapolis (14), 9/23/07; at Atlanta (2), 9/30/07
13 David Carr at Indianapolis (9), 9/17/06; vs. Washington (4), 9/24/06
CONSECUTIVE COMPLETIONS, OPPONENT
*22 Mark Brunell vs. Washington, 9/24/06
*Tied NFL record

PASSING COMPLETION PERCENTAGE

SEASONS LEADING TEAM
5 David Carr, 2002-06
5 Matt Schaub, 2007, 2009-12
1 Sage Rosenfels, 2008
CONSECUTIVE SEASONS LEADING TEAM
5 David Carr, 2002-06
4 Matt Schaub, 2009-12
CAREER (1,500 ATTEMPTS)
65.1 Matt Schaub, 2007-12
60.0 David Carr, 2002-06
SEASON (224 ATTEMPTS)
68.3 David Carr, 2006
66.4 Matt Schaub, 2007
65.4 Matt Schaub, 2009
64.3 Matt Schaub, 2012
64.2 Sage Rosenfels, 2007
GAME (20 ATTEMPTS)
85.7 Matt Schaub vs. Cincinnati, 10/26/08
84.6 David Carr at Indianapolis, 9/17/06
83.9 Matt Schaub vs. Detroit, 10/19/08

PASSING YARDS GAINED

SEASONS LEADING TEAM
6 Matt Schaub, 2007-12
5 David Carr, 2002-06
CONSECUTIVE SEASONS LEADING TEAM
6 Matt Schaub, 2007-12
5 David Carr, 2002-06
CAREER
20,911 Matt Schaub, 2007-12
13,391 David Carr, 2002-06
3,115 Sage Rosenfels, 2006-08
SEASONS, 4,000 OR MORE YARDS PASSING
3 Matt Schaub, 2009-10, 12
SEASONS, 3,000 OR MORE YARDS PASSING
4 Matt Schaub, 2008-12
1 David Carr, 2004
SEASON
4,770 Matt Schaub, 2009
4,370 Matt Schaub, 2010
4,008 Matt Schaub, 2012
3,531 David Carr, 2004
SEASON, ROOKIE
2,592 David Carr, 2002
949 T.J. Yates, 2011
135 Dave Ragone, 2003
GAME
527 Matt Schaub vs. Jacksonville, 11/18/12 (OT)
497 Matt Schaub at Washington, 9/19/10 (OT)
416 Matt Schaub vs. Oakland, 10/9/11
414 Matt Schaub at Green Bay, 12/7/08
GAME, OPPONENT
441 Matthew Stafford at Detroit, 11/22/12 (OT)
433 Peyton Manning vs. Indianapolis, 9/12/10
426 Donovan McNabb at Washington, 9/19/10
421 Steve McNair at Tennessee, 10/12/03
400 Peyton Manning at Indianapolis, 9/17/06
GAMES, 300 OR MORE YARDS PASSING, SEASON
9 Matt Schaub, 2009
7 Matt Schaub, 2010
4 Matt Schaub, 2008
GAMES, 300 OR MORE YARDS PASSING, CAREER
25 Matt Schaub, 2007-12
4 David Carr, 2002-06
1 T. J. Yates, 2011
LONGEST PASS COMPLETION
81 David Carr to Corey Bradford vs. Buffalo, 10/13/02
80 Matt Schaub to Jacoby Jones at Tampa Bay, 11/13/11 (TD)
78 Matt Schaub to Arian Foster at Tampa Bay, 11/13/11 (TD)
78 Matt Schaub to Arian Foster at Tennessee, 10/23/11 (TD)
78 David Carr to Corey Bradford at Miami, 9/7/03
77 Matt Schaub to Andre Johnson vs. Kansas City, 9/9/07 (TD)

PASSING AVERAGE GAIN

SEASONS LEADING TEAM (224 ATTEMPTS/SEASON)
6 Matt Schaub, 2007-12
5 David Carr, 2002-06
CONSECUTIVE SEASONS LEADING TEAM
6 Matt Schaub, 2007-12
5 David Carr, 2002-06
AVERAGE GAIN, CAREER (1,500 ATTEMPTS)
7.86 Matt Schaub, 2007-12
6.47 David Carr, 2002-06
AVERAGE GAIN, SEASON (224 ATTEMPTS)
8.49 Matt Schaub, 2011
8.18 Matt Schaub, 2009
8.00 Matt Schaub, 2008
7.75 Matt Schaub, 2007
7.37 Matt Schaub, 2012
AVERAGE GAIN, SEASON, ROOKIE (224 ATTEMPTS)
5.84 David Carr, 2002
AVERAGE GAIN, GAME (20 ATTEMPTS)
13.10 Matt Schaub at Washington, 9/19/10
12.87 Matt Schaub at Tennessee, 10/23/11
12.20 Matt Schaub vs. Kansas City, 10/17/10
11.50 Matt Schaub vs. Jacksonville 1/2/11
10.23 Matt Schaub vs. Kansas City, 9/9/07
AVERAGE GAIN, GAME, OPPONENT (20 ATTEMPTS)
15.59 Steve McNair at Tennessee, 10/12/03
15.21 Donovan McNabb at Washington, 9/19/10
12.83 Philip Rivers vs. San Diego, 11/7/10
12.10 Ben Roethlisberger vs. Pittsburgh, 9/18/05

PASSING TOUCHDOWNS

SEASONS LEADING TEAM
5 David Carr, 2002-06
4 Matt Schaub, 2008-11
1 Sage Rosenfels, 2007
CONSECUTIVE SEASONS LEADING TEAM
5 David Carr, 2002-06
4 Matt Schaub, 2008-11
CAREER
114 Matt Schaub, 2007-12
59 David Carr, 2002-06
24 Sage Rosenfels, 2006-08

SEASON
29 Matt Schaub, 2009
24 Matt Schaub, 2010
22 Matt Schaub, 2012
16 David Carr, 2004
15 Matt Schaub, 2008, 2011; Sage Rosenfels, 2007

ROOKIE, SEASON
9 David Carr, 2002
3 T.J. Yates, 2011

GAME
5 Matt Schaub vs. Jacksonville, 11/18/12
4 Four times, last by Matt Schaub at Denver, 9/23/12
3 10 times, last by Matt Schaub at New Orleans, 9/25/11
2 39 times, last by Matt Schaub at Tennessee, 12/2/12

GAME, OPPONENT
6 Aaron Rodgers vs. Green Bay, 10/14/12
5 Daunte Culpepper vs. Minnesota, 10/10/04
Peyton Manning at Indianapolis, 11/14/04
4 Four times, last by Chad Henne vs. Jacksonville, 11/18/12
3 23 times, last by Drew Brees at New Orleans, 9/25/11

GAMES, FOUR OR MORE TOUCHDOWN PASSES, CAREER
4 Matt Schaub, 2007-12
1 Sage Rosenfels, 2006-08

GAMES, FOUR OR MORE TOUCHDOWN PASSES, SEASON
2 Matt Schaub, 2012
2 Matt Schaub, 2009
1 Sage Rosenfels, 2007

CONSECUTIVE GAMES, TOUCHDOWN PASSES
16 Matt Schaub, 11/14/10 – 10/30/11
12 Matt Schaub, 11/8/09 – 10/3/10
9 Sage Rosenfels, 10/14/07 – 12/30/07
8 David Carr, 9/18/05 – 11/13/05
6 Matt Schaub, 10/21/12 – 12/2/12
6 Matt Schaub, 9/20/09 – 10/25/09
6 David Carr, 9/19/04 – 10/31/04

PASSES HAD INTERCEPTED

CAREER
65 David Carr, 2002-06
64 Matt Schaub, 2007-12
23 Sage Rosenfels, 2006-08

SEASON
15 Matt Schaub, 2009
15 David Carr, 2002
14 David Carr, 2004
13 David Carr, 2003

GAME
4 Twice, last by Sage Rosenfels vs. Baltimore, 11/9/08
3 Six times, last by Matt Schaub at Jacksonville, 9/28/08
2 31 times, last by Matt Schaub at Indianapolis,12/30/12

GAME, OPPONENT
4 David Garrard at Jacksonville, 11/12/06
4 Steve McNair at Tennessee, 10/17/04

CONSECUTIVE PASSES WITHOUT AN INTERCEPTION
110 Matt Schaub, 11/14/10 through 12/2/10
104 Matt Schaub, 11/06/11 through 9/23/12
99 Matt Schaub, 12/10/12 through 12/30/12
David Carr, 12/24/05 through 9/17/06
David Carr, 10/17/04 through 11/14/04
89 Matt Schaub, 11/6/11 through 9/16/12
64 Matt Schaub, 10/21/12 through 11/4/12
61 Matt Schaub, 10/10/10 through 10/17/10
59 twice, last by Matt Schaub, 10/19/08 through 10/26/08

ATTEMPTS, NO INTERCEPTIONS, GAME
42 David Carr vs. Minnesota, 10/10/04
41 David Carr at Denver, 11/7/04
40 Three times, last by Matt Schaub at St. Louis, 12/20/09

ATTEMPTS, NO INTERCEPTIONS, GAME, OPPONENT
57 Peyton Manning vs. Indianapolis, 9/12/10
52 Peyton Manning at Denver, 9/23/12
50 Daunte Culpepper vs. Minnesota, 10/10/04
46 Peyton Manning vs. Indianapolis, 11/16/08

LOWEST PERCENTAGE, PASSES INTERCEPTED

SEASONS LEADING TEAM
6 Matt Schaub, 2007-12
5 David Carr, 2002-06

CAREER (1,500 ATTEMPTS)
2.4 Matt Schaub, 2007-12
3.1 David Carr, 2002-06

SEASON (224 ATTEMPTS)
2.1 Matt Schaub, 2010
2.1 Matt Schaub, 2011
2.2 Matt Schaub, 2012
2.6 Matt Schaub, 2009
2.6 Matt Schaub, 2008
2.7 David Carr, 2006
3.0 David Carr, 2004

SEASON, ROOKIE (224 ATTEMPTS)
3.4 David Carr, 2002

TIMES SACKED

CAREER
249 David Carr, 2002-06
139 Matt Schaub, 2007-12
16 Sage Rosenfels, 2006-08

SEASON
*76 David Carr, 2002
68 David Carr, 2005
49 David Carr, 2004

GAME
9 David Carr at San Diego, 9/15/03
8 David Carr at Cleveland, 10/20/02
David Carr vs. Pittsburgh, 9/18/05
7 Three times, last by David Carr vs. Tennessee, 10/9/05

GAME, OPPONENT
6 Jake Locker at Tennessee, 12/2/12
6 Blaine Gabbert at Jacksonville, 11/27/11
6 Tommy Maddox at Pittsburgh, 12/8/02
5 Nine times, last by Andrew Luck vs. Indianapolis, 12/16/12

* NFL record

RECEPTIONS

SEASONS LEADING TEAM
8 Andre Johnson, 2003-06, 08-10, 12
1 Owen Daniels, 2011
Kevin Walter, 2007
Billy Miller, 2002

CONSECUTIVE SEASONS LEADING TEAM
4 Andre Johnson, 2003-06
3 Andre Johnson, 2008-10

CAREER
818 Andre Johnson, 2003-12
357 Owen Daniels, 2006-12
326 Kevin Walter, 2006-12

SEASONS, 50 OR MORE PASS RECEPTIONS
9 Andre Johnson, 2003-10, 2012
4 Kevin Walter, 2007-10
4 Owen Daniels, 2007-08, 2011-12
2 Arian Foster, 2010-11
1 Jacoby Jones, 2010

SEASON
115 Andre Johnson, 2008
112 Andre Johnson, 2012
103 Andre Johnson, 2006
101 Andre Johnson, 2009

SEASON, ROOKIE
66 Andre Johnson, 2003
47 Domanick Williams#, 2003
41 Jabar Gaffney, 2002

GAME
14 Andre Johnson vs. Jacksonville, 11/18/12 (OT)
12 Five times, last by Andre Johnson at Indianapolis, 12/20/12
11 Eight times, last by Andre Johnson vs. Indianapolis, 12/16/12
10 10 times, last by Andre Johnson at Indianapolis, 11/8/09

GAME, OPPONENT
14 Dallas Clark at Indianapolis, 11/8/09
13 Santana Moss at Washington, 9/19/10
12 Three times, last by Hakeem Nicks vs. New York Giants, 10/10/10

CONSECUTIVE GAMES PLAYED, PASS RECEPTION
98 Andre Johnson, 11/6/05 – 12/30/12
83 Owen Daniels, 12/10/06 – 12/30/12
35 Andre Johnson, 9/7/03 – 10/2/05

RECEIVING YARDS GAINED

SEASONS LEADING TEAM
9 Andre Johnson, 2003-10, 12
1 Owen Daniels, 2011
Corey Bradford, 2002

CONSECUTIVE SEASONS LEADING TEAM
8 Andre Johnson, 2003-10

CAREER
11,254 Andre Johnson, 2003-12
4,365 Owen Daniels, 2006-12
4,083 Kevin Walter, 2006-12
2,009 Jabar Gaffney, 2002-05

SEASONS, 1,000 OR MORE YARDS
6 Andre Johnson – 2004, 2006, 2008-10, 2012

SEASON
1,598 Andre Johnson, 2012
1,575 Andre Johnson, 2008
1,569 Andre Johnson, 2009
1,216 Andre Johnson, 2010
1,147 Andre Johnson, 2006

SEASON, ROOKIE
976 Andre Johnson, 2003
483 Jabar Gaffney, 2002
352 Owen Daniels, 2006

GAME
273 Andre Johnson vs. Jacksonville, 11/18/12 (OT)
207 Andre Johnson vs. Tennessee, 12/14/08
196 Andre Johnson at St. Louis, 12/20/09
193 Andre Johnson vs. Seattle, 12/13/09
188 Andre Johnson at Detroit, 11/22/08 (OT)

GAME, OPPONENT
265 Lee Evans vs. Buffalo, 11/19/06
236 Justin Blackmon vs. Jacksonville, 11/18/12 (OT)
177 Derrick Mason at Tennessee, 10/12/03
163 Austin Collie vs. Indianapolis, 9/12/10

GAMES, 100 OR MORE YARDS, CAREER
44 Andre Johnson, 2003-12
4 Owen Daniels, 2006-12
3 Corey Bradford, 2002-05
Kevin Walter, 2006-12

GAMES, 100 OR MORE YARDS, SEASON
8 Andre Johnson, 2008
6 Andre Johnson, 2009, 2010, 2012
4 Andre Johnson, 2004, 2006, 2007

CONSECUTIVE GAMES, 100 OR MORE YARDS
4 Andre Johnson, 10/5/08 – 10/26/08
3 Andre Johnson, 9/9/07 – 11/18/07
2 Six times, last by Andre Johnson, 11/18/12 – 11/22/12

LONGEST RECEPTION
81 Corey Bradford from David Carr vs. Buffalo, 10/13/02
80 Jacoby Jones from Matt Schaub at Tampa Bay, 11/13/11 (TD)
78 Arian Foster from Matt Schaub at Tampa Bay, 11/13/11 (TD)
78 Arian Foster from Matt Schaub at Tennessee, 10/23/11 (TD)
78 Corey Bradford from David Carr at Miami, 9/7/03 (TD)

LONGEST RECEPTION, OPPONENT
96 Calvin Johnson vs. Detroit, 10/19/08 (TD)
84 Troy Edwards vs. Jacksonville, 10/28/03 (TD)
83 Lee Evans vs. Buffalo, 11/19/06 (TD)
81 Justin Blackmon vs. Jacksonville, 11/18/12 (TD)

RECEIVING AVERAGE GAIN

AVERAGE GAIN, CAREER (200 RECEPTIONS)
13.8 Andre Johnson, 2003-12
12.5 Kevin Walter, 2006-12
12.2 Owen Daniels, 2006-12

AVERAGE GAIN, SEASON (32 RECEPTIONS)
17.7 André Davis, 2007
15.5 Andre Johnson, 2009
15.5 Corey Bradford, 2002

AVERAGE GAIN, GAME (3 RECEPTIONS)
30.5 Andre Johnson at Buffalo, 11/16/03 (4-122)
28.7 Andre Johnson at Detroit, 9/19/04 (3-86)
27.3 Jabar Gaffney at Chicago, 12/19/04 (4-109)

RECEIVING TOUCHDOWNS

SEASONS LEADING TEAM
7 Andre Johnson, 2003-04, 2006-10
3 Corey Bradford, 2002-03, 2005

CONSECUTIVE SEASONS LEADING TEAM
5 Andre Johnson, 2006-10

INDIVIDUAL RECEIVING

CAREER
56 Andre Johnson, 2003-12
26 Owen Daniels, 2006-12
24 Kevin Walter, 2006-12
18 Corey Bradford, 2002-05

SEASON
9 Andre Johnson, 2009
8 Five times, last by Andre Johnson, 2010
6 Five times, last by Owen Daniels, 2012

SEASON, ROOKIE
5 Owen Daniels, 2006
4 Andre Johnson, 2003

GAME
2 16 times, last by Garrett Graham vs. Jacksonville, 11/18/12

GAME, ROOKIE
2 Owen Daniels at Tennessee, 10/29/06
2 Andre Johnson vs. Kansas City, 9/21/03

GAME, OPPONENT
3 Jordy Nelson vs. Green Bay, 10/14/12
Vernon Davis vs. San Francisco, 10/25/09
Steve Smith at Carolina, 9/16/07
Terrell Owens at Dallas, 10/15/06
Derrick Mason at Tennessee, 10/12/03

CONSECUTIVE GAMES, TOUCHDOWNS
4 Andre Johnson, 12/2/07 - 12/23/07
3 Five times, last by Owen Daniels, 9/23/12 - 10/8/12
2 15 times, last by Owen Daniels, 10/21/12 - 11/4/12

INDIVIDUAL PUNTING

PUNTING

SEASONS LEADING TEAM
5 Chad Stanley, 2002-06
4 Matt Turk, 2007-10
1 Donnie Jones, 2012

CONSECUTIVE SEASONS LEADING TEAM
5 Chad Stanley, 2002-06
4 Matt Turk, 2007-10

PUNTS

CAREER
437 Chad Stanley, 2002-06
254 Matt Turk, 2007-11
88 Donnie Jones, 2012

SEASON
114 Chad Stanley, 2002
97 Chad Stanley, 2003
88 Donnie Jones, 2012

GAME
11 Chad Stanley at Indianapolis, 12/1/02
10 Six times, last by Donnie Jones at Tennessee, 12/2/12
9 Twice, last by Chad Stanley at Tennessee, 12/11/05

GAME, OPPONENT
10 Darren Bennett at San Diego, 9/15/02
9 Five times,last by Bryan Anger at Jacksonville, 9/16/12

LONGEST PUNT
69 Brett Hartmann at Miami, 9/18/11
66 Twice, last by Donnie Jones at Denver, 9/23/12
65 Donnie Jones vs. Minnesota, 12/23/12
64 Donnie Jones at Tennessee, 12/2/12
62 Four times, last by Donnie Jones vs. Baltimore, 10/21/12

LONGEST PUNT, OPPONENT
78 Nick Harris at Jacksonville, 11/27/11
75 Mat McBriar at Dallas, 10/15/06
74 Sam Koch vs. Baltimore, 11/9/08

PUNTING AVERAGE YARDAGE

CAREER (250 PUNTS)
41.0 Chad Stanley, 2002-06

SEASON (40 PUNTS)
47.2 Donnie Jones, 2012
44.4 Brett Hartmann, 2011
42.8 Matt Turk, 2009
42.3 Matt Turk, 2008

GAME (4 PUNTS)
54.2 Donnie Jones at Denver, 9/23/12
52.8 Brett Hartmann vs. Atlanta, 12/4/11
51.8 Matt Turk at Tennessee, 9/20/09
51.5 Donnie Jones vs. Green Bay, 10/14/12
50.4 Donnie Jones vs. Minnesota, 12/23/12

GAME, OPPONENT (4 PUNTS)
56.8 Shane Lechler at Oakland, 12/3/06
Mat McBriar at Dallas, 10/15/06
53.4 Shane Lechler vs. Oakland, 10/4/09
52.8 Mike Scifres at San Diego, 10/28/07
51.3 Bryan Anger at Jacksonville, 9/16/12
50.6 Sam Koch vs. Baltimore, 10/21/12

PUNTS HAD BLOCKED

CONSECUTIVE PUNTS, NONE BLOCKED
327 Chad Stanley, 2002-06
254 Matt Turk, 2007-11

PUNTS HAD BLOCKED, CAREER
2 Chad Stanley, 2002-06

PUNTS HAD BLOCKED, SEASON
2 Chad Stanley, 2002

PUNTS INSIDE THE 20

CAREER
135 Chad Stanley, 2002-06
88 Matt Turk, 2007-11

SEASON
36 Chad Stanley, 2002, 2003
29 Chad Stanley, 2005
28 Donnie Jones, 2012
24 Matt Turk, 2007, 2009

GAME
6 Chad Stanley vs. Dallas, 9/8/02
5 Twice, last by Donnie Jones at Tennessee, 12/2/12
4 10 times, last by Donnie Jones at New York Jets, 10/8/12

GAME, OPPONENT
5 Three times, last by Sam Koch vs. Baltimore, 12/13/10
4 Twice, last by Chris Kluwe at Minnesota, 11/2/08

PUNT RETURNS

SEASONS LEADING TEAM
5 Jacoby Jones, 2007-11
2 J.J. Moses, 2003-04
CAREER
179 Jacoby Jones, 2007-11
72 J.J Moses, 2003-04
36 Jermaine Lewis, 2002
SEASON
49 Jacoby Jones, 2011
39 Jacoby Jones, 2009
36 J.J. Moses, 2004
36 J.J. Moses, 2003
36 Jermaine Lewis, 2002
SEASON, ROOKIE
30 Jacoby Jones, 2007
22 Keshawn Martin, 2012
12 Jerome Mathis, 2005
3 Jabar Gaffney, 2002
3 Donovan Morgan, 2005
GAME
7 Twice, last by Jacoby Jones at Jacksonville, 11/27/11
6 Trindon Holliday at Jacksonville, 9/16/12
5 12 times, last by Jacoby Jones vs. Carolina, 12/18/11
4 26 times, last by Keshawn Martin at Tennessee, 12/2/12
GAME, OPPONENT
6 Five times, last by Marcus Sherels vs. Minnesota, 12/23/12

FAIR CATCHES

CAREER
60 Jacoby Jones, 2007-11
20 J.J. Moses, 2003-04
17 Jermaine Lewis, 2002
SEASON
17 Jacoby Jones, 2008
Jermaine Lewis, 2002
15 Jacoby Jones, 2010
13 J.J. Moses, 2004
GAME
4 Dexter Wynn vs. Buffalo, 11/19/06
4 Jermaine Lewis vs. Dallas, 9/8/02
3 Six times, last by Jacoby Jones at Indianapolis, 11/8/09
GAME, OPPONENT
5 Dante Hall vs. Kansas City, 9/21/03
4 Four times, last by Alvin Pearman at Jacksonville, 11/12/06

PUNT RETURN YARDS GAINED

SEASONS LEADING TEAM
5 Jacoby Jones, 2007-11
2 J.J. Moses, 2003-04
CAREER
1,820 Jacoby Jones, 2007-11
553 J.J. Moses, 2003-04
280 Jermaine Lewis, 2002
SEASON
518 Jacoby Jones, 2011
427 Jacoby Jones, 2009
386 Jacoby Jones, 2008
SEASON, ROOKIE
286 Jacoby Jones, 2007
267 Keshawn Martin, 2012
68 Jerome Mathis, 2005
30 Donovan Morgan, 2005
GAME
100 Jacoby Jones at Arizona, 10/11/09
92 Avion Black vs. Baltimore, 12/15/02
91 Jacoby Jones at Jacksonville, 11/27/11
91 Jacoby Jones vs. Indianapolis, 9/11/11
87 Jacoby Jones vs. Miami, 10/12/08
GAME, OPPONENT
80 Johnnie Lee Higgins at Oakland, 12/21/08
80 Adam Jones at Tennessee, 12/11/05
76 Marcus Thigpen vs. Miami, 9/9/12
LONGEST PUNT RETURN
79t Jacoby Jones vs. Indianapolis, 9/11/11
76 Avion Black vs. Baltimore, 12/15/02
74 Jacoby Jones vs. Indianapolis, 9/23/07
73t Jacoby Jones vs. Cincinnati, 10/26/08
71 Keshawn Martin vs. Jacksonville, 11/18/12
70t Jacoby Jones vs. Miami, 10/12/08

PUNT RETURN AVERAGE YARDAGE

CAREER (30 RETURNS)
10.2 Jacoby Jones, 2007-11
7.8 Jermaine Lewis, 2002
7.7 J.J. Moses, 2003-04
SEASON (20 RETURNS)
12.1 Keshawn Martin, 2012
12.1 Jacoby Jones, 2008
10.9 Jacoby Jones, 2009
SEASON, ROOKIE (20 RETURNS)
12.1 Keshawn Martin, 2012
9.5 Jacoby Jones, 2007
GAME (3 RETURNS)
30.7 Avion Black vs. Baltimore, 12/15/02
30.3 Jacoby Jones vs. Indianapolis, 9/11/11
21.8 Jacoby Jones vs. Miami, 10/12/08
GAME, OPPONENT (3 RETURNS)
26.7 Adam Jones at Tennessee, 12/11/05
19.7 Adam Jones at Tennessee, 10/29/06
17.3 Bobby Shaw at Jacksonville, 10/27/02

PUNT RETURN TOUCHDOWNS

CAREER
3 Jacoby Jones, 2007-11
1 Avion Black, 2002
SEASON
2 Jacoby Jones, 2008
1 Jacoby Jones, 2011
1 Avion Black, 2002
GAME
1 Jacoby Jones vs. Indianapolis, 9/11/11
Jacoby Jones vs. Cincinnati, 10/26/08
Jacoby Jones vs. Miami, 10/12/08
Avion Black vs. Baltimore, 12/15/02
GAME, OPPONENT
1 Marcus Thigpen vs. Miami, 9/9/12
Johnnie Lee Higgins at Oakland, 12/21/08

BLOCKED PUNTS/KICKS

BLOCKED PUNTS

CAREER
- 2 Bryan Braman, 2012
- 2 Ramon Walker, 2002-05
- 1 Jimmy McClain, 2002
- 1 Antwan Peek, 2003-05

SEASON
- 2 Bryan Braman (2012)
- 1 Ramon Walker (2005)
- 1 Antwan Peek (2004)
- 1 Ramon Walker (2003)
- 1 Jimmy McClain (2002)

GAME
- 1 Bryan Braman vs. Indianapolis, 12/16/12
- 1 Bryan Braman vs. Green Bay, 10/14/12
- 1 Ramon Walker at San Francisco, 1/1/06
- 1 Antwan Peek at Denver, 11/7/04
- 1 Ramon Walker vs. New England, 11/23/03
- 1 Jimmy McClain at Washington, 12/22/02

GAME, OPPONENT
- 1 Randy Starks vs. Tennessee, 11/28/04
- 1 Rocky Boiman vs. Tennessee, 12/29/02
- 1 Eric Westmoreland at Jacksonville, 10/27/02

BLOCKED PUNT RETURNS

CAREER
- 1 Bryan Braman, 2012
- 1 Jonathan Wells, 2002
- 1 Kevin Williams, 2002

SEASON
- 1 Bryan Braman, 2012
- 1 Jonathan Wells, 2002
- 1 Kevin Williams, 2002

GAME
- 1 Bryan Braman vs. Indianapolis, 12/16/12
- 1 Jonathan Wells at Denver, 11/7/04
- 1 Kevin Williams at Washington, 12/22/02

GAME, OPPONENT
- None

BLOCKED FIELD GOALS

CAREER
- 1 Danieal Manning, 2011-12
- 1 J.J. Watt, 2011-12
- 1 Bernard Pollard, 2009-10
- 1 Dunta Robinson, 2004-09
- 1 Eric Brown, 2002-04
- 1 Ramon Walker, 2002-04

SEASON
- 1 Danieal Manning, 2011
- 1 J.J. Watt, 2011
- 1 Bernard Pollard, 2010
- 1 Dunta Robinson, 2007
- 1 Eric Brown, 2003
- 1 Ramon Walker, 2003

GAME
- 1 Danieal Manning, 2011 vs. Pittsburgh, 10/2/11
- 1 J.J. Watt at Miami, 9/18/11
- 1 Bernard Pollard at Washington, 9/19/10
- 1 Dunta Robinson at Atlanta, 9/30/07
- 1 Eric Brown at Tampa Bay, 12/14/03
- 1 Ramon Walker vs. New England, 11/23/03

GAME, OPPONENT
- 1 Ten times, last by Alex Carrington vs. Buffalo, 11/4/12

BLOCKED PATs

CAREER
- 1 Michael Boulware, 2007
- 1 Seth Payne, 2002-06

SEASON
- 1 Michael Boulware, 2007
- 1 Seth Payne, 2006

GAME
- 1 Michael Boulware at Jacksonville, 10/14/07
- 1 Seth Payne at Indianapolis, 9/17/06

GAME, OPPONENT
- 1 Albert Haynesworth at Tampa Bay, 11/13/11
- 1 Robaire Smith at Tennessee, 10/29/06

KICKOFF RETURNS

KICKOFF RETURNS

SEASONS LEADING TEAM
- 3 André Davis, 2007-09
- 2 J.J. Moses, 2003-04

KICKOFF RETURNS, CAREER
- 117 J.J. Moses, 2003-04
- 108 André Davis, 2007-09
- 72 Jerome Mathis, 2005-07

KICKOFF RETURNS, SEASON
- 59 J.J. Moses, 2004
- 58 J.J. Moses, 2003
- 54 Jerome Mathis, 2005

SEASON, ROOKIE
- 54 Jerome Mathis, 2005
- 31 Keshawn Martin, 2012
- 20 Vernand Morency, 2005

GAME
- 8 Dexter Wynn at New England, 12/17/06
- 7 10 times, last by Jacoby Jones at Indianapolis, 11/1/10
- 6 14 times, last by Jacoby Jones at New York Jets, 11/21/10

GAME, OPPONENT
- 7 Doug Gabriel vs. Oakland, 10/3/04
  Reggie Swinton vs. Arizona, 12/18/05

KICKOFF RETURN YARDS GAINED

SEASONS LEADING TEAM
- 3 André Davis, 2007-09
- 2 J.J. Moses, 2003-04
- 1 Four times, last by Steve Slaton, 2010

CAREER
- 2,743 André Davis, 2007-09
- 2,658 J.J. Moses, 2003-04
- 2,054 Jerome Mathis, 2005-07

SEASON
- 1,542 Jerome Mathis, 2005
- 1,355 J.J. Moses, 2003
- 1,303 J.J. Moses, 2004

KICKOFF RETURNS

SEASON, ROOKIE
1,542 Jerome Mathis, 2005
741 Keshawn Martin, 2012
437 Vernand Morency, 2005
GAME
266 Jerome Mathis vs. Kansas City, 11/20/05
266 Jerome Mathis vs. Indianapolis, 10/23/05
234 André Davis vs. Jacksonville, 12/30/07
GAME, OPPONENT
233 David Reed vs. Baltimore, 12/13/10
199 Doug Gabriel vs. Oakland, 10/3/04
196 Jacoby Jones vs. Baltimore, 10/21/12
176 Ted Ginn Jr. vs. Miami, 10/7/07
LONGEST, GAME (ALL TDS)
104 André Davis vs. Jacksonville, 12/30/07
99 Jerome Mathis vs. Kansas City, 11/20/05
97 André Davis vs. Jacksonville, 12/30/07
97 André Davis vs. Tampa Bay, 12/9/07
95 Jacoby Jones vs. Oakland, 10/4/09
LONGEST, GAME, OPPONENT
103 David Reed vs. Baltimore, 12/13/10
101 Deji Karim at Indianapolis, 12/30/12
100 Jeremy Kerley at New York Jets, 10/8/12
95 Eddie Drummond at Detroit, 9/19/04
André Davis at Cleveland, 10/20/02

KICKOFF RETURN AVERAGE YARDAGE

CAREER (75 RETURNS)
25.4 André Davis, 2007-09
22.7 J.J. Moses, 2003-04
SEASON (20 RETURNS)
30.3 André Davis, 2007
28.6 Jerome Mathis, 2005
26.6 Jacoby Jones, 2009
SEASON, ROOKIE (20 RETURNS)
28.6 Jerome Mathis, 2005
23.1 Keshawn Martin, 2012
GAME (3 RETURNS)
46.8 André Davis vs. Jacksonville, 12/30/07
38.0 Jerome Mathis vs. Kansas City, 11/20/05
38.0 Jerome Mathis vs. Indianapolis, 10/23/05
GAME, OPPONENT (3 RETURNS)
42.0 André Davis at Cleveland, 10/20/02
39.3 Eddie Drummond at Detroit, 9/19/04
38.8 David Reed vs. Baltimore, 12/13/10

KICKOFF RETURN TOUCHDOWNS

CAREER
3 André Davis, 2007
3 Jerome Mathis, 2005-07
1 Jacoby Jones, 2007-10
SEASON
3 André Davis, 2007
2 Jerome Mathis, 2005
1 Jacoby Jones, 2009
1 Jerome Mathis, 2007
ROOKIE, SEASON
2 Jerome Mathis, 2005
GAME
*2 André Davis vs. Jacksonville, 12/30/07
1 Six times, last by Jacoby Jones vs. Oakland, 10/4/09
* Tied NFL record

TOTAL RETURN YARDS

CAREER
3,310 Jacoby Jones, 2007-11 (p- 1,820, k- 1,490)
3,211 J.J. Moses, 2003-04 (p- 553, k- 2,658)
2,743 André Davis, 2007-09 (p- 0, k- 2,743)
SEASON
1,612 J.J. Moses, 2004 (p- 309, k- 1,303)
1,610 Jerome Mathis, 2005 (p- 68, k- 1,542)
1,599 J.J. Moses, 2003 (p- 244, k- 1,355)
GAME
266 Jerome Mathis vs. Kansas City, 11/20/05 (p-0, k-266)
266 Jerome Mathis vs. Indianapolis, 10/23/05 (p-0, k-266)
238 Keshawn Martin vs. Jacksonville,11/18/12 (p-76,k-162)
GAME, OPPONENT
233 David Reed vs. Baltimore, 12/13/10 (p- 0, k-233)
213 Marcus Thigpen vs. Miami, 9/9/12 (p-76, k-137)
199 Doug Gabriel vs. Oakland, 10/3/04 (p- 0, k- 199)

SPECIAL TEAMS TOUCHDOWNS

CAREER
4 Jacoby Jones, 2007-11
3 André Davis, 2007-09
3 Jerome Mathis, 2005-07
SEASON
3 André Davis, 2007
2 Jerome Mathis, 2005
2 Jacoby Jones, 2008
GAME
2* André Davis vs. Jacksonville, 12/30/07*
1 11 times, last by Bryan Braman vs Indianapolis, 12/16/12

* Tied NFL record

INTERCEPTIONS

INTERCEPTIONS

SEASONS LEADING TEAM
2 Dunta Robinson, 2004, 2006
1 Eight times, last by Johnathan Joseph/Jason Allen, 2011

CAREER
13 Dunta Robinson, 2004-08
11 Marcus Coleman, 2002-05
Aaron Glenn, 2002-04
7 Kareem Jackson, 2010-12
7 Jason Allen, 2010-11
6 Johnathan Joseph, 2011-12
5 Glover Quin, 2009-12
Jacques Reeves, 2008-09
Fred Bennett, 2007-09
DeMarcus Faggins, 2002-08

SEASON
7 Marcus Coleman, 2003
6 Dunta Robinson, 2004
5 Aaron Glenn, 2004
Aaron Glenn, 2002

SEASON, ROOKIE
6 Dunta Robinson, 2004
4 Brian Cushing, 2009
3 Fred Bennett, 2007
2 Kareem Jackson, 2010

GAME
3 Glover Quin vs. Tennessee, 11/28/10
2 Six times, last by Troy Nolan at Oakland, 10/3/10

GAME, OPPONENT
2 Nine times, last Tim Jennings vs. at Chicago, 11/11/12

CONSECUTIVE GAMES WITH AN INTERCEPTION
2 13 times, last by Kareem Jackson, 9/30/12 - 10/8/12

INTERCEPTION YARDS GAINED

SEASONS LEADING TEAM
1 Nine times, last by Brice McCain, 2011

GAINED, CAREER
221 Aaron Glenn, 2002-04
217 Marcus Coleman, 2002-05
162 Dunta Robinson, 2004-07

SEASON
181 Aaron Glenn, 2002
146 Dunta Robinson, 2004
121 Bernard Pollard, 2009

SEASON, ROOKIE
146 Dunta Robinson, 2004
47 Fred Bennett, 2007
26 Brian Cushing, 2009

GAME
135 Aaron Glenn at Pittsburgh, 12/8/02
102 Marcus Coleman at Kansas City, 9/28/04
95 Marlon McCree vs. Tennessee, 12/21/03

GAME, OPPONENT
102 Artrell Hawkins vs. Cincinnati, 11/3/02
99 Cortland Finnegan vs. Tennessee, 9/21/08
91 Antonio Cromartie at San Diego, 10/28/07

LONGEST RETURN
102t Marcus Coleman at Kansas City, 9/26/04
95t Marlon McCree vs. Tennessee, 12/21/03
86 Brice McCain at New York Jets, 10/8/12
70t Bernard Pollard vs. Seattle, 12/13/09
70t Aaron Glenn at Pittsburgh, 12/8/02

INTERCEPTIONS RETURNED FOR TOUCHDOWNS

CAREER
2 Aaron Glenn, 2002-04
1 Johnathan Joseph, 2011-12
1 Kareem Jackson, 2010-12
1 Danieal Manning, 2011-12
1 Brice McCain, 2009-12
1 Bernard Pollard, 2009
1 Dunta Robinson, 2004-08
1 DeMarcus Faggins, 2002-08
1 Jacques Reeves, 2008
1 Marcus Coleman, 2002-05
1 Marlon McCree, 2003-04

SEASON
2 Aaron Glenn, 2002
1 Ten times, last by Johnathan Joseph, 2012

GAME
2 Aaron Glenn vs. Pittsburgh, 12/8/02

TACKLES

CAREER
636 DeMeco Ryans, 2006-11
442 Jamie Sharper, 2002-04
396 Dunta Robinson, 2004-09

SEASON
166 Jamie Sharper, 2003
156 DeMeco Ryans, 2006
139 Jamie Sharper, 2004

GAME
17 Jamie Sharper at Tampa Bay, 12/14/03
Jamie Sharper at Cincinnati, 11/9/03
16 Jay Foreman vs. New England, 11/23/03
15 Four times, most recent by Bernard Pollard vs. Dallas, 9/26/10

SOLO TACKLES, CAREER
479 DeMeco Ryans, 2006-11
332 Dunta Robinson, 2004-09
300 Jamie Sharper, 2002-04

SOLO TACKLES, SEASON
126 DeMeco Ryans, 2006
107 Jamie Sharper, 2003
101 Jay Foreman, 2003
Jay Foreman, 2002

SOLO TACKLES, GAME
14 DeMeco Ryans at Oakland,12/3/06
Jay Foreman vs. New England, 11/23/03
13 Glover Quin at Jacksonville, 11/14/10
Xavier Adibi at Indianapolis, 11/16/08
DeMeco Ryans at New York Jets, 11/26/06

SACKS

SEASONS LEADING TEAM
4 Mario Williams, 2007-10
1 Eight times, last by J.J. Watt, 2012

CAREER
53.0 Mario Williams, 2006-11
26.0 J.J. Watt, 2011-12
22.0 Antonio Smith, 2009-12
19.0 Connor Barwin, 2009-12
15.0 Kailee Wong, 2002-06

SEASON
20.5 J.J. Watt, 2012
14.0 Mario Williams, 2007
12.0 Mario Williams, 2008
11.5 Connor Barwin, 2011
9.0 Mario Williams, 2009
8.5 Mario Williams, 2010

SEASON, ROOKIE
6.0 Whitney Mercilus, 2012
6.0 Brooks Reed, 2011
5.5 J.J. Watt, 2011
5.5 Amobi Okoye, 2007
5.0 Brian Cushing, 2009
4.5 Mario Williams, 2006

GAME
4.0 Connor Barwin at Jacksonville, 11/27/11
3.5 Mario Williams vs. Denver, 12/13/07
3.0 J.J. Watt vs. Indianapolis, 12/16/12
J.J. Watt at Detroit, 11/22/12
Mario Williams at Washington, 9/19/10
Mario Williams vs. Jacksonville, 12/1/08
Shantee Orr at Baltimore, 12/4/05

GAME, OPPONENT
3 Nine times, last by DeMarcus Ware vs. Dallas, 9/26/10

SEASONS, 10 OR MORE SACKS
2 Mario Williams, 2007-08
1 J.J. Watt, 2012
1 Connor Barwin, 2011

CONSECUTIVE GAMES, SACK
6 J.J. Watt, 9/9/12 - 10/14/12
6 Mario Williams, 11/18/07 – 12/23/07
5 Brooks Reed, 10/23/11 - 11/27/11
5 Antonio Smith, 9/11/11 - 10/9/11
4 Jeff Posey, 9/15/02 - 10/13/02
3 Ten times, last by J.J. Watt, 11/18/12- 12/2/12

FUMBLES

FUMBLES

CAREER
68 David Carr, 2002-06
36 Matt Schaub, 2007-12
10 Steve Slaton, 2008-10
10 Domanick Williams#, 2003-05

SEASON
21 David Carr, 2002
17 David Carr, 2005
16 David Carr, 2006

GAME
3 Eight times, last by Sage Rosenfels vs. Indianapolis, 10/5/08
2 29 times, last by Arian Foster at Jacksonville, 11/27/11

FUMBLES FORCED

CAREER
11 Mario Williams, 2006-11
7 Jamie Sharper, 2002-04
6 Antonio Smith, 2009-12
6 Dunta Robinson, 2004-09
6 DeMeco Ryans, 2006-11
6 Brian Cushing, 2009-12
5 Bernard Pollard, 2009-10
5 Antwan Peek, 2003-06

SEASON
4 J.J. Watt, 2012
Bernard Pollard, 2010
Mario Williams, 2008
Shantee Orr, 2005
3 Danieal Manning, 2012
Dunta Robinson, 2004
Jamie Sharper, 2004
Jamie Sharper, 2003
Eric Brown, 2003

GAME
2 Brian Cushing at Indianapolis, 12/22/11
Brian Cushing at Cincinnati, 10/18/09
Shantee Orr vs. Jacksonville, 12/24/05
Eric Brown vs. Indianapolis, 12/28/03
Jamie Sharper at Buffalo, 11/16/03

OWN FUMBLES RECOVERED

CAREER
28 David Carr, 2002-06
11 Matt Schaub 2007-12
6 Chester Pitts, 2002-09

SEASON
12 David Carr, 2002
6 David Carr, 2005
5 David Carr, 2006
4 Twice, last by Matt Schaub, 2008
3 Chester Pitts, 2006

GAME
2 Five times, last: Wade Smith at Baltimore, 10/16/11

OPPONENTS' FUMBLES RECOVERED

CAREER
8 DeMeco Ryans, 2006-10
5 Morlon Greenwood, 2005-07
4 J.J. Watt, 2011-12
Tim Dobbins, 2011-12
C.C. Brown, 2005-08
Jamie Sharper, 2002-04

SEASON
4 Tim Dobbins, 2012
3 Twice by DeMeco Ryans, 2007 and 2008
3 C.C. Brown, 2007
3 Morlon Greenwood, 2006
3 Jamie Sharper, 2002

GAME
2 DeMeco Ryans vs. Tennessee, 10/21/07

FUMBLES

YARDS RETURNING FUMBLES

LONGEST FUMBLE RETURN
66 Antwan Peek at Jacksonville, 12/26/04 (TD)
60 Charlie Anderson at Chicago, 12/19/04 (TD)
58 DeMarcus Faggins at Oakland, 12/3/06 (TD)

FUMBLES RETURNED FOR TOUCHDOWNS

CAREER
1 10 times, last by Dominique Barber, 2008-10

SEASON
1 10 times, last by Dominique Barber, 2009

SCORING

SCORING

SEASONS LEADING TEAM
8 Kris Brown, 2002-09
2 Neil Rackers, 2010-11

CONSECUTIVE SEASONS LEADING TEAM
8 Kris Brown, 2002-09
2 Neil Rackers, 2010-11

POINTS

CAREER
767 Kris Brown, 2002-09
340 Andre Johnson, 2003-12
300 Arian Foster, 2009-12

SEASON
138 Shayne Graham, 2012
135 Neil Rackers, 2011
124 Neil Rackers, 2010
124 Kris Brown, 2008
115 Kris Brown, 2007

POINTS, NO TOUCHDOWNS, SEASON
138 Shayne Graham, 2012
135 Neil Rackers, 2011
124 Kris Brown, 2008
124 Neil Rackers, 2010
115 Kris Brown, 2007

POINTS, NO TOUCHDOWNS, CAREER
767 Kris Brown, 2002-09
259 Neil Rackers, 2010-11

SEASONS, 100 OR MORE POINTS
4 Kris Brown, 2005, 2007-09
2 Arian Foster, 2010, 2012
Neil Rackers, 2010-11
1 Shayne Graham, 2012

SEASON, ROOKIE
60 Steve Slaton, 2008
48 Domanick Williams#, 2003
30 Owen Daniels, 2006
24 Andre Johnson, 2003
Wali Lundy, 2006

GAME
18 Arian Foster vs. Indianapolis, 9/12/10
18 Ryan Moats at Buffalo, 11/1/09
17 Shayne Graham vs. Indianapolis, 12/16/12
16 Kris Brown vs. Miami, 10/7/07
15 Kris Brown at Baltimore, 12/4/05
Kris Brown at Miami, 9/7/03

GAME, OPPONENT
26 Rob Bironas vs. Tennessee, 10/21/07
24 Shaun Alexander at Seattle, 10/16/05
18 Eight times, last by Jordy Nelson vs. Green Bay, 10/14/12

CONSECUTIVE GAMES SCORING
99 Kris Brown, 12/14/03 – 1/3/10
32 Neil Rackers, 9/12/10 – 1/1/12
28 Kris Brown, 9/8/02 – 11/30/03
16 Shayne Graham, 9/9/12 – 12/30/12
11 Arian Foster, 12/18/11 – 11/11/12

TOUCHDOWNS

SEASONS LEADING TEAM
3 Arian Foster, 2010-12
Andre Johnson, 2006-07, 2009
Domanick Williams#, 2003-05

CONSECUTIVE SEASONS LEADING TEAM
3 Arian Foster, 2010-12
Domanick Williams#, 2003-05
2 Andre Johnson, 2006-07

CAREER
56 Andre Johnson, 2003-12
50 Arian Foster, 2009-12
28 Domanick Williams#, 2003-05
26 Owen Daniels, 2006-12
24 Kevin Walter, 2007-12

SEASON
18 Arian Foster, 2010
17 Arian Foster, 2012
14 Domanick Williams#, 2004
12 Arian Foster, 2011
10 Steve Slaton, 2008
9 Andre Johnson, 2009
8 Andre Johnson, 2006, 2008, 2010
Kevin Walter, 2008
Domanick Williams#, 2003

SEASON, ROOKIE
10 Steve Slaton, 2008
8 Domanick Williams#, 2003
5 Owen Daniels, 2006

GAME
3 Arian Foster at Tennessee, 10/23/11
3 Arian Foster vs. Indianpolis, 9/12/10
3 Ryan Moats at Buffalo, 11/1/09

GAME, OPPONENT
4 Shaun Alexander at Seattle, 10/16/05
3 Nine times, last by Jordy Nelson vs. Green Bay, 10/14/12
2 46 times, last by James Jones vs. Green Bay on 10/14/12

GAME, ROOKIE
2 Nine times, last by Arian Foster vs. New England, 1/3/10

CONSECUTIVE GAMES SCORING TOUCHDOWNS
11 Arian Foster, 12/18/11 - 11/11/12
7 Domanick Williams#, 11/21/04 – 1/2/05
6 Arian Foster, 10/23/11 - 12/4/11
5 Arian Foster, 10/17/10 – 11/14/10
4 Andre Johnson, 12/2/07 – 12/23/07
3 Seven times, last by Owen Daniels, 9/23/12 - 10/8/12

POINTS AFTER TOUCHDOWNS

SEASONS LEADING TEAM
8 Kris Brown, 2002-09
2 Neil Rackers, 2010-11

ATTEMPTED, CAREER
253 Kris Brown, 2002-09
83 Neil Rackers, 2010-11

ATTEMPTED, SEASON
45 Shayne Graham, 2012
44 Kris Brown, 2009
43 Neil Rackers, 2010
40 Kris Brown, 2007
Neil Rackers, 2011

ATTEMPTED, GAME
6 Kris Brown vs. Jacksonville, 12/30/07
5 Seven times, last by Shayne Graham vs. Baltimore, 10/21/12

ATTEMPTED, GAME, OPPONENT
7 Mike Vanderjagt at Indianapolis, 11/14/04
6 Four times, last by Mason Crosby vs. Green Bay, 10/14/12
5 Nine times, last by Matt Stover vs. Indianapolis, 11/29/09

CONSECUTIVE POINTS AFTER TOUCHDOWN, CAREER
132 Kris Brown, 11/5/06 – 1/3/10
116 Kris Brown, 9/8/02 – 10/29/06
69 Neil Rackers, 9/12/10 – 11/6/11

POINTS AFTER TOUCHDOWN PERCENTAGE, CAREER
99.2 Kris Brown, 2002-2009

TWO-POINT CONVERSIONS, CAREER
2 Andre Johnson, 2003-10
1 Nine players, last by Jacoby Jones, 2007-10

TWO-POINT CONVERSIONS, SEASON
1 12 times, last by Jacoby Jones, 2010

TWO-POINT CONVERSION, GAME
1 12 times, last by Jacoby Jones vs. Baltimore, 12/13/10

TWO-POINT CONVERSION, GAME, OPPONENT
1 Three times, last by Derrick Mason vs. Baltimore, 11/9/08

FIELD GOALS

SEASONS LEADING TEAM
8 Kris Brown, 2002-09
2 Neil Rackers, 2010-11

CONSECUTIVE SEASONS LEADING TEAM
8 Kris Brown, 2002-09
2 Neil Rackers, 2010-11

ATTEMPTED, CAREER
223 Kris Brown, 2002-09
68 Neil Rackers, 2010-11

ATTEMPTED, SEASON
38 Shayne Graham, 2012
Neil Rackers, 2011
34 Kris Brown, 2005
33 Kris Brown, 2008
32 Neil Rackers, 2010
Kris Brown, 2009

ATTEMPTED, GAME
7 Kris Brown at Miami, 9/7/03
6 Shayne Graham vs. Indianapolis, 12/16/12
5 Four times, last by Kris Brown at Cleveland, 11/23/08
4 12 times, last by Shayne Graham at Indianapolis, 12/30/12

FIELD GOALS, CAREER
172 Kris Brown, 2002-09
59 Neil Rackers, 2010-11

FIELD GOALS, SEASON
32 Neil Rackers, 2011
31 Shayne Graham, 2012
29 Kris Brown, 2008
27 Neil Rackers, 2010
26 Kris Brown, 2005

FIELD GOALS, GAME
5 Four times, last by Shayne Graham vs. Indianapolis, 12/16/12
4 Three times, last by Neil Rackers at New Orleans, 9/25/11
3 22 times, last by Shayne Graham at Indianapolis, 12/30/12

FIELD GOALS, GAME, OPPONENT
*8 Rob Bironas vs. Tennessee, 10/21/07
5 Twice, last by Rian Lindell at Buffalo, 9/11/05
4 Nine times, last by Adam Vinatieri at Indianapolis, 12/22/11
3 18 times, last by Josh Scobee vs. Jacksonville, 11/18/12

FIELD GOALS, ONE QUARTER, GAME
2 17 times, last by Shayne Graham, second quarter, vs. Baltimore, 10/21/12

FIELD GOALS, ONE QUARTER, GAME, OPPONENT
3 Rob Bironas vs. Tennessee, second quarter, 10/21/07

CONSECUTIVE GAMES SCORING FIELD GOALS
15 Neil Rackers, 11/1/10 – 10/9/11
10 Kris Brown, 11/13/05 – 9/17/06
9 Kris Brown, 10/25/09 – 12/27/09
9 Kris Brown, 9/8/02 – 11/10/02
8 Kris Brown, 11/24/02 – 9/14/03
8 Kris Brown, 11/9/08 – 12/28/08

CONSECUTIVE FIELD GOALS MADE
18 Neil Rackers, 12/13/10 - 10/2/11
15 Kris Brown, 12/3/06 – 9/30/07
Kris Brown, 9/7/08 – 11/23/08
13 Shayne Graham, 9/9/12 - 10/21/12
12 Neil Rackers, 10/3/10 – 12/2/10
10 three times, last by Kris Brown, 12/14/08 – 10/4/09

LONGEST FIELD GOAL
57 Neil Rackers at Denver, 12/26/10
Kris Brown vs. Miami, 10/7/07
56 Kris Brown at Indianapolis, 11/8/09
54 Four times, last by Neil Rackers vs. Oakland, 10/9/11
53 Five times, last Neil Rackers at Jacksonville, 11/27/11

FIELD GOAL PERCENTAGE, CAREER
77.1 Kris Brown, 2002-2009

FIELD GOAL PERCENTAGE, SEASON
90.0 Neil Rackers, 2010
87.9 Kris Brown, 2008
86.2 Kris Brown, 2007
84.2 Neil Rackers, 2011
81.8 Kris Brown, 2003

MOST FIELD GOALS, NO MISSES, GAME
5 Kris Brown vs. Miami, 10/7/07
Kris Brown at Baltimore, 12/4/05
4 Neil Rackers at New Orleans, 9/25/11
4 Kris Brown vs. Tennessee, 10/9/05

MOST FIELD GOALS, NO MISSES, GAME, OPPONENT
8 Rob Bironas vs. Tennessee, 10/21/07
5 Rian Lindell at Buffalo, 9/11/05
Phil Dawson vs. Cleveland, 1/2/05

MOST FIELD GOALS, 50 OR MORE YARDS, CAREER
14 Kris Brown, 2002-09
7 Neil Rackers, 2010-11

SCORING

MOST FIELD GOALS, 50 OR MORE YARDS, SEASON
- 5 Kris Brown, 2007
- 4 Shayne Graham, 2012
- 4 Neil Rackers, 2011
- 3 Neil Rackers, 2010

MOST FIELD GOALS, 50 OR MORE YARDS, GAME
- *3 Kris Brown vs. Miami, 10/7/07
- 2 Neil Rackers at Denver, 12/26/10
- 1 16 times, last by Shayne Graham at Tennessee, 1/1/12

*NFL record

SAFETIES

CAREER
- 1 Connor Barwin, 2009-12
- 1 Zac Diles, 2007-10
- 1 Brian Cushing, 2009-12
- 1 Seth Payne, 2002-06
- 1 Jimmy McClain, 2002

SEASON
- 1 Connor Barwin, 2012
- 1 Brian Cushing, 2009
- 1 Seth Payne, 2002
- 1 Jimmy McClain, 2002

GAME
- 1 Connor Barwin vs. Baltimore, 10/21/12
- 1 Zac Diles at Jacksonville, 12/6/09
- 1 Brian Cushing vs. Oakland, 10/4/09
- 1 Jimmy McClain vs. Baltimore, 12/15/02
- 1 Seth Payne vs. Dallas, 9/2/02

GAME, OPPONENT
- 1 Elvis Dumervil at Denver, 9/23/12
- 1 Jeff Posey at Buffalo, 11/16/03
- 1 Eric Westmoreland at Jacksonville, 10/27/02

SERVICE

SEASONS
- 10 Andre Johnson, 2003-12
- 8 Chester Pitts, 2002-09
- 8 Kris Brown, 2002-09
- 7 Owen Daniels, 2006-12
- 7 Kevin Walter, 2006-12

GAMES PLAYED
- 138 Andre Johnson, 2003-12
- 128 Kris Brown, 2002-09
- 114 Chester Pitts, 2002-09
- 109 Kevin Walter, 2006-12

CONSECUTIVE GAMES PLAYED
- 128 Kris Brown, 2002-09
- 114 Chester Pitts, 2002-09
- 91 Eric Winston, 2006-11
- 83 Steve McKinney, 2002-07

STARTS
- 138 Andre Johnson, 2003-12
- 114 Chester Pitts, 2002-09
- 91 Owen Daniels, 2006-12
- 91 Kevin Walter, 2006-12
- 86 Eric Winston, 2006-11

CONSECUTIVE STARTS
- 114 Chester Pitts, 2002-09
- 86 Eric Winston, 2006-11
- 80 Chris Myers, 2008-12
- 77 Mario Williams, 2006-10
- 73 DeMeco Ryans, 2006-10

ALL-TIME LEADERS

RUSHING YARDS

Player	Att.	Yds.	Avg.	Long	TD
1.Arian Foster	1,010	4,521	4.5	74t	44
2.Domanick Williams#	770	3,195	4.1	51	23
3.Steve Slaton	423	1,833	4.3	71t	12
4.Ron Dayne	345	1,385	4.0	39	11
5.David Carr	268	1,235	4.6	36	8

RECEIVING YARDS

Player	Rec.	Yds.	Avg.	Long	TD
1.Andre Johnson	818	11,254	13.8	77t	56
2.Owen Daniels	361	4,365	12.1	44	26
3.Kevin Walter	326	4,083	12.5	61	24
4.Jabar Gaffney	171	2,009	11.7	69	7
5.Corey Bradford	130	1,992	15.3	81	18

RUSHING-RECEIVING

Player	Rushing	Receiving	Total
1.Andre Johnson	54	11,254	11,308
2.Arian Foster	4,521	1,531	6,052
3.Domanick Williams#	3,195	1,276	4,471
4.Owen Daniels	0	4,365	4,365
5.Kevin Walter	82	4,083	4,165

PASSING (Min. 500 att.)

Player	A	C	Pct.	Yds	TD	INT	Lg	Rtg
1.Matt Schaub	2,662	1,732	65.1	20,911	114	64	80t	93.3
2.David Carr	2,070	1,243	60.0	13,391	59	65	81	75.5

SCORING

Player	TD	PAT	FG	2PT	TP
1.Kris Brown	-	251	172	-	767
2.Andre Johnson	56	-	-	2	340
3.Arian Foster	50	-	-	-	300
4.Neil Rackers	-	82	59	-	259
5.Domanick Williams#	28	-	-	-	168
6.Owen Daniels	26	-	-	-	156
7.Kevin Walter	24	-	-	-	144
8. Shayne Graham	-	45	31	-	138
9.Corey Bradford	18	-	-	1	110
10.Steve Slaton	17	-	-	-	102

Domanick Williams was known as Domanick Davis prior to 2006.

FIELD GOALS

Player	Att.	Made	Pct.	Long
1.Kris Brown	223	172	77.1	57
2.Neil Rackers	68	59	86.8	57
3.Shayne Graham	38	31	81.6	51

PUNTING AVERAGE (Min. 250 punts)

Player	No.	Yds.	Avg.	In20	Long	Blk
1.Matt Turk	254	10,735	42.3	88	62	0
2.Chad Stanley	437	17,908	41.0	135	62	2

INTERCEPTIONS

Player	No.	Yds.	Avg.	Long	TD
1.Dunta Robinson	13	162	12.5	61	1
2.Marcus Coleman	11	217	19.7	102t	1
3.Aaron Glenn	11	221	20.1	70t	2
4.Kareem Jackson	7	94	13.4	63t	1
Jason Allen	7	35	5.0	34	0
5.Johnathan Joseph	6	128	21.3	52t	1

PUNT RETURNS

Player	No.	Yds.	Avg.	Long	TD
1.Jacoby Jones	179	1,820	10.2	79t	3
2.J.J. Moses	72	553	7.7	40	0
3.Jermaine Lewis	36	280	7.8	48	0
4.Keshawn Martin	22	267	12.1	71	0
5.Phillip Buchanon	20	180	9.0	45	0

KICKOFF RETURNS

Player	No.	Yds.	Avg.	Long	TD
1.André Davis	108	2,743	25.4	104t	3
2.J.J. Moses	117	2,658	22.7	70	0
3.Jerome Mathis	72	2,054	28.5	99t	2
4.Jacoby Jones	64	1,490	23.3	95t	1
5.Dexter Wynn	52	1,193	22.9	39	0

COMBINED YARDAGE

Player	Total	Rush	Rec.	INT Ret.	PR/KR	FR
1.Andre Johnson	11,308	54	11,254	-	-/-	-
2.Arian Foster	6,052	4,521	1,531	-	-/-	
3.Jacoby Jones	5,091	40	1,741	-	1,820/1,490	-
4.Domanick Williams#	4,585	3,195	1,276	-	24/90	-
5.Owen Daniels	4,365	-	4,365	-	-/-	-

TEAM RECORDS

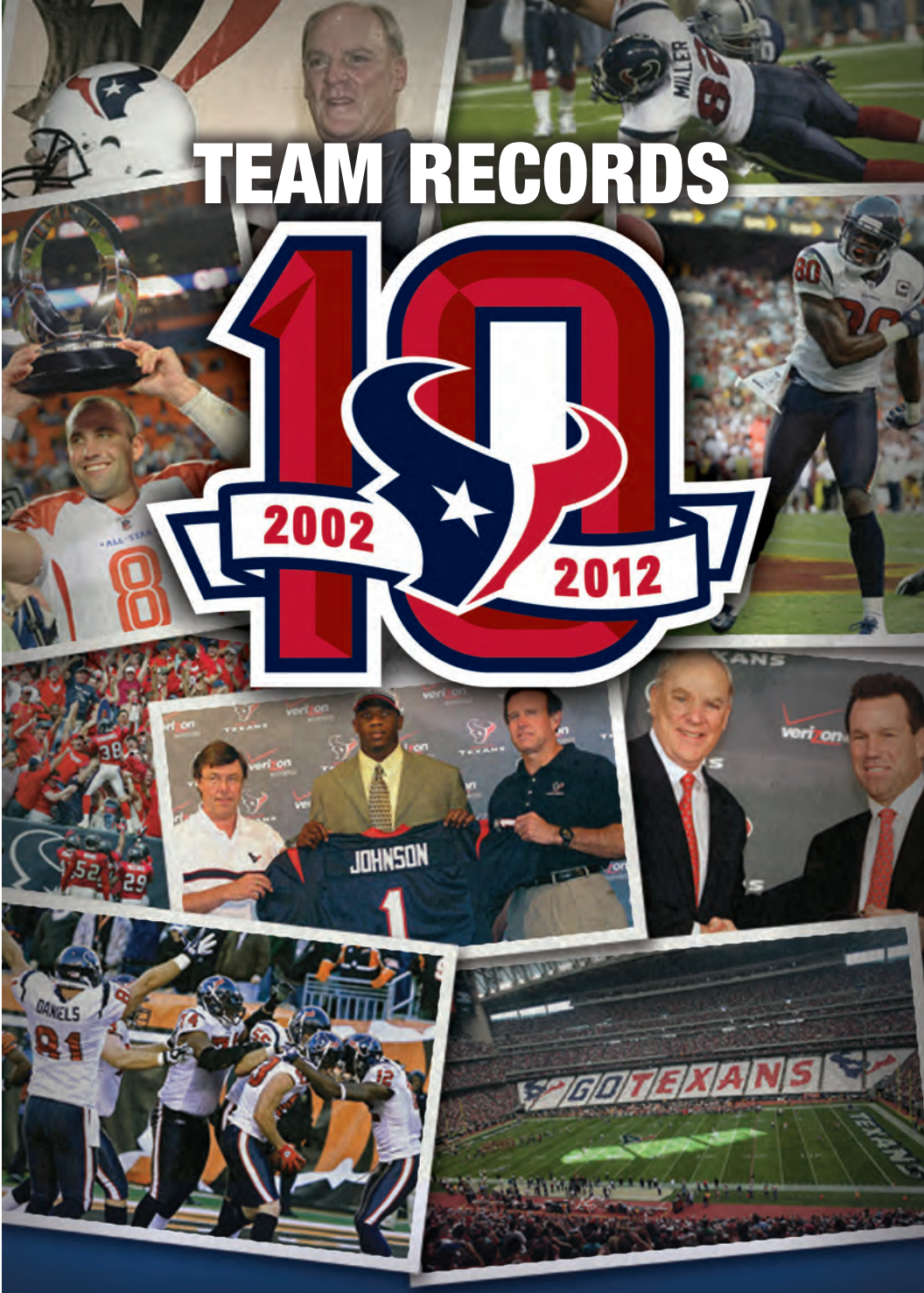

Updated: December 30, 2012

WIN-LOSS RECORDS

OVERALL

Year	W	L	T	Pct.
2002	4	12	0	.250
2003	5	11	0	.313
2004	7	9	0	.438
2005	2	14	0	.125
2006	6	10	0	.375
2007	8	8	0	.500
2008	8	8	0	.500
2009	9	7	0	.563
2010	6	10	0	.375
2011	10	6	0	.625
2012	12	4	0	.750
Totals	77	99	0	.438

HOME

Year	W	L	T	Pct.
2002	2	6	0	.250
2003	3	5	0	.375
2004	3	5	0	.375
2005	2	6	0	.250
2006	4	4	0	.500
2007	6	2	0	.750
2008	6	2	0	.750
2009	4	4	0	.500
2010	4	4	0	.500
2011	5	3	0	.625
2012	6	2	0	.750
Totals	45	43	0	.511

ROAD

Year	W	L	T	Pct.
2002	2	6	0	.250
2003	2	6	0	.250
2004	4	4	0	.500
2005	0	8	0	.000
2006	2	6	0	.250
2007	2	6	0	.250
2008	2	6	0	.250
2009	5	3	0	.625
2010	2	6	0	.250
2011	5	3	0	.625
2012	6	2	0	.750
Totals	32	56	0	.364

GAMES WON

CONSECUTIVE GAMES WON

7 10/23/11 - 12/11/11; In one season
6 10/21/12 - 12/2/12; In one season
6 12/13/09 - 9/19/10; Over two seasons
5 9/9/12 - 10/8/12; In one season
4 Twice, last 11/23/08 - 12/14/08; In one season
3 Three times, last 1/2/11 - 9/18/11; Over two seasons

GAMES WON, SEASON

12 2012
10 2011
9 2009, 2012
8 2007, 2008
7 2004
6 2006, 2010

CONSECUTIVE GAMES WON, SEASON

7 10/23/11 - 12/11/11
6 10/21/12 - 12/2/12
5 9/9/12 - 10/8/12
4 12/13/09 - 1/3/10
4 11/23/08 - 12/14/08
3 Four times, last 10/21/12 - 11/11/12

CONSECUTIVE GAMES WON, START OF SEASON

5 2012
2 2011
2 2010
2 2007

CONSECUTIVE GAMES WON, END OF SEASON

4 2009
2 2006

CONSECUTIVE HOME GAMES WON

4 twice, last 10/21/12-12/16/12
3 Five times, last 10/30/11 - 12/4/11
2 Four times, last 9/9/12 - 9/30/12

CONSECUTIVE ROAD GAMES WON

6 9/16/12 - 12/2/12
4 12/20/09 - 10/3/10
4 10/23/11 - 12/11/11
2 Five times, last 10/4/09 - 10/25/09

SHUTOUT GAMES WON OR TIED, SEASON

1 2010
1 2004

GAMES LOST

CONSECUTIVE GAMES LOST

7 1/2/05 - 10/23/05
6 11/6/05 - 12/11/05
6 12/7/03 - 9/19/04
5 12/24/05 - 9/26/06
5 9/15/02 - 10/20/02

GAMES LOST, SEASON

14 2005
12 2002
11 2003

CONSECUTIVE GAMES LOST, SEASON

6 Twice, last 11/6/05 - 12/11/05
5 9/15/02 - 10/20/02
4 Four times, last 12/2/10 - 12/26/10
3 Eight times, last 12/18/11 - 1/1/12

CONSECUTIVE GAMES LOST, START OF SEASON

6 2005
4 2008
2 2006
2 2004

CONSECUTIVE GAMES LOST, END OF SEASON

4 2003
3 2002 and 2011
2 2005 and 2012

CONSECUTIVE HOME GAMES LOST

5 12/24/04 - 10/23/05
4 9/22/02 - 11/17/02
3 Three times, last 12/24/05 - 9/24/06

CONSECUTIVE ROAD GAMES LOST

12 9/11/05 - 11/5/06
6 11/1/2010 - 12/26/2010
4 9/14/03 - 11/9/03
3 Six times, last 9/7/08 - 9/28/08

SHUTOUT GAMES LOST OR TIED, SEASON

1 2003

TOUCHDOWNS

MOST, SEASON
46 2012
46 2009
44 2010
43 2007
41 2011

FEWEST, SEASON
22 2002
26 2005
29 2003
30 2006
37 2004

MOST, GAME
6 vs. Jacksonville, 12/30/07
5 Nine times, last vs. Jacksonville (OT), 11/18/12
4 16 times, last at Detroit (OT), 11/22/12
3 45 times, last vs. Buffalo, 11/4/12

MOST ALLOWED, SEASON
52 2010
50 2005
45 2008
43 2007
42 Twice, 2003 and 2006

MOST ALLOWED, GAME
7 at Indianapolis, 11/14/04
6 Five times, last at New England, 12/10/12
5 14 times, last at New Orleans, 9/25/11
4 29 times, last at Indianapolis, 12/30/12

FEWEST ALLOWED, SEASON
27 2011
38 2012
39 2009
39 2004
40 2002
42 Twice; 2003 and 2006

FEWEST ALLOWED, GAME
0 14 times, last at Chicago, 11/11/12
1 35 times, last at Tennessee, 12/2/12
2 39 times, last vs. Minnesota, 12/23/12
3 35 times, last at Denver 12/26/10

SCORING

MOST SCORED, SEASON
416 2012
390 2010
388 2009
381 2011
379 2007

MOST SCORED, GAME
43 vs. Jacksonville (OT), 11/18/12
43 vs. Baltimore, 10/21/12
42 vs. Jacksonville, 12/30/07
41 at Tennessee, 10/23/11
38 vs. Tennessee, 9/30/12

FEWEST POINTS SCORED, SEASON
213 2002
255 2003
260 2005
267 2006
306 2004

FEWEST POINTS SCORED, GAME
0 at Jacksonville, 12/7/03
3 Six times, last at Tampa Bay, 12/14/03
6 Twice, last vs. Minnesota, 12/23/12
7 Five times, last vs. New York Jets, 9/13/09
10 Eight times, last vs. New York Giants, 10/10/10

MOST POINTS SCORED, SEASON, OPPONENT
431 2005
427 2010
394 2008
384 2007
380 2003

MOST POINTS SCORED, GAME, OPPONENT
49 at Indianapolis, 11/14/04
45 vs. Kansas City, 11/20/05
43 at Indianapolis, 9/17/06
42 Four times, last at New England, 12/10/12

FEWEST POINTS SCORED, SEASON, OPPONENT
278 2011
331 2012
333 2009
339 2004
356 2002
366 2006

FEWEST POINTS SCORED, GAME, OPPONENT
0 vs. Tennessee, 11/28/10
0 at Jacksonville, 12/26/04
3 vs. Kansas City, 9/9/07
5 at Chicago, 12/19/04
6 Seven times, last at Chicago, 11/11/12
7 Five times, last at Jacksonville, 9/16/12

MOST POINTS, SHUTOUT VICTORY, GAME
21 Texans 21 at Jacksonville 0, 12/26/04
20 Texans 20 vs. Tennessee 0, 11/28/10

FEWEST POINTS, SHUTOUT VICTORY, GAME
20 Texans 20 vs. Tennessee 0, 11/28/10
21 Texans 21 at Jacksonville 0, 12/26/04

MOST POINTS, GAME, BOTH TEAMS
80 Texans 43 vs. Jacksonville, 37 (OT), 11/18/12
74 Texans 36 vs. Tennessee 38, 10/21/07
73 Texans 33 at New Orleans 40, 9/25/11
70 Texans 42 vs. Jacksonville 28, 12/30/07
67 Texans 24 at Indianapolis 43, 9/17/06

FEWEST POINTS, GAME, BOTH TEAMS
16 Texans 3 vs. Tennessee 13, 12/29/02
19 Twice, last Texans 13 at Chicago 6, 11/11/12
20 Twice, last Texans 20 vs. Tennessee 0, 11/28/10
21 Texans 21 at Jacksonville 0, 12/26/04
22 Three times, last Texans 16 at Cleveland 6, 11/23/08

MOST POINTS IN FIRST QUARTER
17 Twice, last vs. Indianapolis, 9/11/11
14 Eight times, last atTennessee, 12/2/12
10 Eight times, last vs. Indianapolis, 12/16/12

MOST POINTS IN SECOND QUARTER
24 vs. Arizona, 12/18/05
vs. Miami, 9/9/12
21 vs. Jacksonville, 12/30/07
20 vs. Baltimore, 10/21/12
17 Seven times, last at Tennessee, 10/23/11
14 11 times, last at Detroit, 11/22/12
13 Twice, last at Jacksonville, 11/27/11
10 15 times, last vs. Indianapolis, 12/16/12

MOST POINTS IN THIRD QUARTER
14 11 times, last vs. Tennessee, 9/30/12
10 10 times, last at Indianapolis, 12/30/12

MOST POINTS IN FOURTH QUARTER
29 vs. Tennessee, 10/21/07
22 at Buffalo, 11/1/09
21 Four times, last vs. Kansas City, 10/17/10
20 at New York Jets, 11/21/10

TEAM SCORING RECORDS

MOST POINTS IN FIRST QUARTER, OPPONENT
- 21 at Tennessee, 12/19/10
- 17 at New England, 12/17/06
- 14 14 times, last at New England, 12/10/12
- 13 at Oakland, 12/21/08
- 10 10 times, last at Indianapolis, 11/8/09

MOST POINTS IN SECOND QUARTER, OPPONENT
- 21 Three times, last at Indianapolis, 12/23/07
- 17 Five times, last vs. Jacksonville, 1/2/11
- 16 vs. Tennessee, 10/21/07
- 14 23 times, last at Detroit, 11/22/12
- 13 Three times, last vs. Tennessee, 1/1/12

MOST POINTS IN THIRD QUARTER, OPPONENT
- 21 at Indianapolis, 11/14/04
- 17 at Cleveland, 10/20/02
- 14 Nine times, last at Oakland, 12/21/08
- 13 vs. Indianapolis, 9/23/07
- 10 11 times, last vs. Jacksonville, 11/18/12

MOST POINTS IN FOURTH QUARTER, OPPONENT
- 23 at New Orleans, 9/25/11
- 22 vs. Baltimore, 11/9/08
- 21 Three times, last vs. Indianapolis, 11/29/09
- 17 Three times, last at Dallas, 10/15/06
- 16 at New York Jets, 12/5/04

MOST POINTS IN FIRST QUARTER, BOTH TEAMS
- 24 Texans 10, San Diego 14, 11/7/10
- 21 Six times, last Texans 0 at Tennessee 21, 12/19/10
- 20 Texans 7 at Oakland 13, 12/21/08
- 17 Nine times, last Texans 14 at Tennessee 3, 12/2/12

MOST POINTS IN SECOND QUARTER, BOTH TEAMS
- 31 Texans 24 vs. Arizona 7, 12/18/05
- 28 Five times, last Texans 14 at Detroit 14, 11/22/12
- 27 Twice, Texans 17 vs. Jacksonville 10, 1/2/11
- 24 Five times, last Texans 7 at Jacksonville 17, 12/6/09
- 21 Eight times, last Texans 7 vs. Baltimore 14, 12/13/10
- 20 11 times, last Texans 10 vs. Indianapolis 10, 12/16/12

MOST POINTS IN THIRD QUARTER, BOTH TEAMS
- 28 Texans 7 at Indianapolis, 21, 11/14/04
- 27 Texans 10 at Cleveland 17, 10/20/02
- 21 Three times, last Texans 7 at Indianapolis 14 11/16/08
- 18 Texans 10 at Philadelphia 8, 9/29/02
- 17 Five times, last Texans 10 at Indianapolis 7, 12/30/12

MOST POINTS IN FOURTH QUARTER, BOTH TEAMS
- 37 Texans 14 at New Orleans 23, 9/25/11
- 35 Texans 29 vs. Tennessee 6, 10/21/07
- 34 Texans 13 at Indianapolis 21, 9/17/06
- 30 Texans 20 at New York Jets 10, 11/21/10
- 29 Texans 8 at Jacksonville 21, 10/14/07

CONSECUTIVE GAMES SCORING A TOUCHDOWN
- 105 10/22/06 through 12/16/12
- 29 12/21/03 through 11/27/05
- 28 9/12/02 through 11/30/03
- 8 12/11/05 through 10/1/06

CONSECUTIVE GAMES SCORING
- 148 12/14/03 – 12/30/12
- 28 9/8/02 – 12/30/03

CONSECUTIVE QUARTERS HELD SCORELESS
- 7 4th quarter vs. Atlanta, 11/30/03, through 2nd quarter at Tampa Bay, 12/14/03
- 4 Three times, last 3rd quarter at Buffalo, 9/11/05 through 2nd quarter vs. Pittsburgh, 9/18/05

CONSECUTIVE QUARTERS HELD SCORELESS, OPPONENTS
- 5 3rd quarter vs. Jacksonville, 1/2/11, through 3rd quarter vs. Indianapolis, 9/11/11
- 4 Four times, last 1st quarter through 4th quarter vs. Tennessee, 11/28/10
- 3 4th quarter vs. Miami, 9/9/12, through 2nd quarter at Jacksonville, 9/16/12
- 3 3rd quarter vs. Seattle, 12/13/09, through 1st quarter at St. Louis, 12/20/09
- 3 4th quarter at Cleveland, 11/23/08, through 2nd quarter vs. Jacksonville, 12/1/08
- 3 3rd quarter vs. New Orleans, 11/18/07, through 1st quarter at Cleveland, 11/25/07

CONSECUTIVE QUARTERS HELD WITHOUT A TOUCHDOWN, OPPONENTS
- 13 vs. Indianapolis, 12/12/04, through vs. Cleveland, 1/2/05
- 9 vs. Baltimore, 10/21/12 through at Chicago, 11/11/12
- 8 vs. Cleveland, 12/31/06, through vs. Kansas City, 9/9/07
- 6 vs. Miami, 9/9/12 through at Jacksonville, 9/16/12
- 6 at Cleveland, 11/23/08, through vs. Jacksonville, 12/1/08

MOST POINTS BY HALF

FIRST HALF
- 34 vs. Indianapolis, 9/11/11
- 29 vs. Baltimore, 10/21/12
- 27 at Miami, 12/27/09
- 24 Six times, last vs. Miami, 9/9/12
- 21 Seven times, last at Tennessee, 12/2/12
- 20 Seven times, last vs. Indianapolis, 12/16/12

SECOND HALF
- 29 vs. Tennessee, 10/21/07
- 28 vs. Kansas City, 10/17/10
- 28 vs. Minnesota, 10/10/04
- 25 at Buffalo, 11/1/09
- 24 vs. Tennessee, 9/30/12
- 21 13 times, last at Tampa Bay, 11/13/11
- 20 Three times, last at New York Jets, 11/21/10

MOST POINTS BY HALF, OPPONENT

FIRST HALF
- 35 at San Diego, 10/28/07
- 31 vs. Kansas City, 11/20/05
- 27 at New England, 12/17/06
- 24 Six times, last at Tennessee, 12/19/10
- 22 vs. Tennessee, 10/21/07

SECOND HALF
- 30 at New Orleans, 9/25/11
- 29 vs. Baltimore, 11/9/08
- 28 Four times, last vs. Indianapolis, 11/29/09
- 27 Two times, last at Jacksonville, 10/14/07
- 24 Six times, last at Denver, 12/26/10

MOST POINTS BY HALF, BOTH TEAMS

FIRST HALF
- 48 Texans 24 at Tennessee 24, 9/20/09
- 38 Three times, last Texans 21 vs. Jacksonville 17, 9/27/09
- 37 Texans 20 vs. Jacksonville 17, 1/2/11
- 35 Three times, last Texans 14 at Detroit 21, 11/22/12
- 34 Six times, last Texans 17 vs. Jacksonville 17, 11/18/12

SECOND HALF
- 47 Texans 17 at New Orleans 30, 9/25/11
- 45 Texans 28 vs. Kansas City 17, 10/17/10
- 45 Texans 29 vs. Tennessee 16, 10/21/07
- 44 Texans 21 at Indianapolis 23, 9/17/06

EXTRA POINTS

SEASON

45	2012
43	Twice; 2009 and 2010
40	2007
39	2011
37	2008

GAME

6	vs. Jacksonville, 12/30/07
5	Five times, last vs. Baltimore, 10/21/12
4	20 times, last at Detroit (OT), 11/22/12
3	41 times, last at Tennessee, 12/2/12

SEASON, OPPONENT

50	2010
47	2005
44	2008
42	2007
40	2003

GAME, OPPONENT

7	twice, last at New Orleans, 9/25/11
6	Five times, last at New England, 12/10/12
5	10 times, last vs. Indianapolis, 11/29/09

TWO-POINT CONVERSIONS

SEASON

2	2007
2	2006
2	2002
1	2010, 2009, 2005, 2004, 2008

GAME

1	12 times, last vs. Baltimore, 12/13/10

DEFENSIVE TOUCHDOWNS

SEASON

5	2004
4	2012
3	2009
3	2002
2	2007
2	2006
1	2011
1	2008
1	2003

GAME

2	vs. Tennessee, 9/30/12
2	at Pittsburgh, 12/8/02
1	21 times, last vs. Baltimore, 10/21/12

SCORING MARGIN

MARGIN OF VICTORY

34	at Tennessee, 10/23/11
30	vs. Baltimore, 10/21/12
29	vs. Cincinnati, 10/26/08
28	at Tampa Bay, 11/13/11
27	Twice, last vs. Indianapolis, 9/11/11

MARGIN OF DEFEAT

35	at Indianapolis, 11/14/04
35	vs. Cincinnati, 11/03/02
33	at New England, 12/17/06
32	at Seattle, 10/16/05
28	Five times, last at New England, 12/10/12

COMEBACK VICTORIES (POINTS BEHIND)

18	vs. Tennessee, 11/28/04, 31-21 final
17	at Washington, 9/19/10, 30-27 final (OT)
14	Four times, last vs. Jacksonville, 11/18/12, 43-37 final (OT)
11	vs. Miami, 10/12/08, 29-28 final
10	Three times, last at Detroit, 11/22/12, 34-31 final (OT)

LARGEST DEFICIT OVERCOME

25	vs. Tennessee, 10/21/07, down 32-7, 36-38 final
21	vs. Baltimore, 12/13/10, down 21-0 and 28-7, 28-34 final (OT)
21	at Arizona, 10/11/09, down 21-0, 21-28 final
21	vs. Minnesota, 10/10/04, down 21-0, 28-34 final (OT)
18	vs. Tennessee, 11/28/04, down 21-3, 31-21 final

LARGEST LEAD BEFORE OPPONENT SCORES

34	vs. Indianapolis, 9/11/11
27	Twice, last at Tennessee, 10/23/11
24	vs. Seattle, 12/13/09
21	Three times, last vs. San Francisco, 10/25/09
20	vs. Tennessee, 11/28/10
17	Six times, last at Jacksonville, 9/16/12

SCORING DRIVES

LONGEST SCORING DRIVE (YARDS)

99	vs. Baltimore, 12/13/10, 15 plays, TD
98	vs. Tennessee, 10/21/07, 7 plays, TD
98	at Tennessee, 10/12/03, 2 plays, TD
97	at Denver, 9/23/12, 14 plays, TD
97	at Detroit, 11/22/12, 15 plays, TD
96	vs. Kansas City, 9/21/03, 9 plays, TD
95	vs. Pittsburgh, 10/2/11, 19 plays, TD

LONGEST SCORING DRIVE (PLAYS)

19	vs. Pittsburgh, 10/2/11, 95 yards, TD
19	vs. Atlanta, 12/4/11, 85 yards, TD
18	at New York Giants, 11/5/06, 80 yards, TD
17	at Jacksonville, 80 yards, TD
16	Eight times, last vs. Baltimore, 12/13/10, 70 yards, FG
15	12 times, last at Detroit, 11/22/12, 97 yards, TD
14	16 times, last vs. Jacksonville, 11/18/12, 73 yards,FG

LONGEST SCORING DRIVE (TIME)

10:55	vs. Pittsburgh, 10/2/11, 19 plays, 95 yards, TD
10:41	vs. Atlanta, 12/4/11, 19 plays, 85 yards, TD
10:26	vs. Kansas City, 9/9/07, 15 plays, 65 yards, FG
10:08	vs. Detroit, 10/19/08, 15 plays, 79 yards, TD
9:29	vs. Indianapolis, 12/24/06, 15 plays, 51 yards, FG

SHORTEST SCORING DRIVE (YARDS)

-7	at Tennessee, 9/21/08, 4 plays, FG
-5	at Pittsburgh, 12/8/02, 4 plays, FG
-4	at Pittsburgh, 9/7/08, 4 plays, FG
-1	Twice, last at Jacksonville, 11/27/11, 4 plays, FG
0	Twice, last at New York Jets, 10/8/12, 3 plays, FG
1	Twice, last vs. Miami, 9/9/12, 2 plays, TD
2	Twice, last at Jacksonville, 12/6/09, 4 plays, FG

SHORTEST SCORING DRIVE (PLAYS)

1	13 times, last at Tampa Bay, 11/13/11, 80 yards, TD
2	17 times, last at Detroit, 11/22/12, 81 yards, TD
3	17 times, last at New York Jets, 10/8/12, 0 yards, FG
4	28 times, last vs. Buffalo, 11/4/12, 77 yards, TD

SHORTEST SCORING DRIVE (TIME)

0:02	vs. Cleveland, 11/6/11, 1 play, 0 yards, FG
0:04	vs. San Diego, 11/7/10, 1 play, 8 yards, TD
0:04	vs. Jacksonville, 12/1/08, 1 play, 7 yards, TD
0:04	at Denver, 11/7/04, 1 play, 1 yard, TD
0:07	vs. Jacksonville, 12/1/08 1 play, 40 yards, TD
0:09	at New York Jets, 11/21/10, 1 play, 43 yards, TD

TEAM TOTAL OFFENSE RECORDS

MOST NET YARDS GAINED, SEASON

6,186	2010
6,129	2009
6,113	2008
5,954	2011
5,953	2012

MOST NET YARDS GAINED, GAME

640	vs. Jacksonville (OT), 11/18/12
549	at Green Bay, 12/7/08
526	at Washington (OT), 9/19/10
518	at Tennessee, 10/23/11
501	at Detroit (OT), 11/22/12

FEWEST NET YARDS GAINED, SEASON

3,572	2002
4,053	2005
4,306	2003
4,465	2006
5,128	2004

FEWEST NET YARDS GAINED, GAME

47	at Pittsburgh, 12/8/02
107	at Tampa Bay, 12/14/03
118	at San Diego, 9/15/02
120	at Buffalo, 9/11/05
124	at Jacksonville, 12/7/03

MOST NET YARDS ALLOWED, SEASON

6,082	2003
6,031	2010
5,824	2005
5,507	2007
5,458	2004

MOST NET YARDS ALLOWED, GAME

535	at Tennessee, 10/12/03
525	at Detroit (OT), 11/22/12
515	at Indianapolis, 9/17/06
510	vs. Minnesota (OT), 10/10/04
495	vs. Washington, 9/24/06

FEWEST NET YARDS ALLOWED, SEASON

4,571	2011
5,172	2012
5,198	2009
5,230	2002
5,385	2008

FEWEST NET YARDS ALLOWED, GAME

117	at Jacksonville, 9/16/12
126	at Jacksonville, 12/26/04
148	at Tennessee, 10/23/11
162	vs. Tennessee, 11/28/10
165	vs. Oakland, 10/4/09

MOST NET YARDS GAINED, SEASON, BOTH TEAMS

12,217	2010
11,498	2008
11,327	2009
11,125	2012
10,844	2007

MOST NET YARDS GAINED, GAME, BOTH TEAMS

1,098	Texans 640 vs. Jacksonville 458 (OT), 11/18/12
1,026	Texans 501 at Detroit 525 (OT), 11/22/12
993	Texans 458 at Tennessee 535, 10/12/03
947	Texans 526 at Washington 421 (OT), 9/19/10
937	Texans 549 at Green Bay 388, 12/7/08

FEWEST NET YARDS GAINED, SEASON, BOTH TEAMS

8,802	2002
9,865	2006
9,877	2005
10,388	2003
10,525	2011

FEWEST NET YARDS GAINED, GAME, BOTH TEAMS

385	Texans 118 at San Diego 267, 9/15/02
426	Texans 124 at Oakland 302, 12/3/06
428	Texans 198 at New England 230, 12/17/06
436	Texans 120 at Buffalo 316, 9/11/05
443	Texans 165 at Indianapolis 278, 12/1/02

MOST NET YARDS GAINED, FIRST HALF

364	vs. Seattle, 12/13/09
306	at Miami, 12/27/09
303	at Tennessee, 10/23/11
301	at New Orleans, 9/25/11
286	vs. Jacksonville, 1/2/11

MOST NET YARDS GAINED, SECOND HALF

309	vs. Tennessee, 10/21/07
306	vs. Kansas City, 10/17/10
301	vs. Baltimore, 12/13/10
288	at Jacksonville, 11/14/10
286	at Arizona, 10/11/09

FEWEST NET YARDS GAINED, FIRST HALF

21	at Pittsburgh, 12/8/02
24	vs. Tennessee, 10/21/07
46	at Tampa Bay, 12/14/03
47	at San Diego, 9/15/02
53	at Oakland, 12/3/06

FEWEST NET YARDS GAINED, SECOND HALF

-4	vs. Indianapolis, 10/23/05
26	at Pittsburgh, 12/8/02
47	Twice, last at Jacksonville, 11/27/11
54	at Chicago, 11/11/12
58	vs. Green Bay, 11/21/04

MOST NET YARDS ALLOWED, FIRST HALF

299	vs. Washington, 9/24/06
297	at Arizona, 10/11/09
292	at Indianapolis, 12/23/07
292	vs. Kansas City, 11/20/05
291	at Tennessee, 10/12/03

MOST NET YARDS ALLOWED, SECOND HALF

302	at Indianapolis, 11/16/05
295	vs. New England, 11/23/03
291	at Jacksonville, 11/14/10
282	at Denver, 12/26/10
277	at New Orleans, 9/25/11

FEWEST NET YARDS ALLOWED, FIRST HALF

43	at Jacksonville, 9/16/12
50	vs. San Francisco, 10/25/09
54	vs. Tennessee, 11/28/10
61	at Jacksonville, 12/26/04
70	vs. Cleveland, 11/6/11

FEWEST NET YARDS ALLOWED, SECOND HALF

41	at San Diego, 10/28/07
43	at Arizona, 10/11/09
46	vs. Oakland, 10/4/09
61	vs. Jacksonville, 10/30/11
65	at Jacksonville, 12/26/04

MOST NET YARDS GAINED, FIRST QUARTER

185	at New Orleans, 9/25/11
184	at Tampa Bay, 11/13/11
174	vs. Seattle, 12/13/09
161	at Oakland, 10/3/10
154	vs. Jacksonville, 1/2/11

MOST NET YARDS GAINED, SECOND QUARTER

207	at Tennessee, 10/23/11
190	vs. Seattle, 12/13/09
179	at Miami, 12/27/09
174	vs. Buffalo, 10/13/02
173	at Washington, 9/19/10

TEAM TOTAL OFFENSE RECORDS

MOST NET YARDS GAINED, THIRD QUARTER
183 at Oakland, 10/3/10
175 vs. Carolina, 12/18/11
170 at Jacksonville, 11/14/10
169 at Indianapolis, 11/8/09
155 at Philadelphia, 12/2/10

MOST NET YARDS GAINED, FOURTH QUARTER
253 vs. Tennessee, 10/21/07
203 vs. Jacksonville, 11/18/12
196 at Arizona, 10/11/09
194 vs. Baltimore, 12/13/10
189 at Indianapolis, 9/17/06

FEWEST NET YARDS GAINED, FIRST QUARTER
-5 at Indianapolis, 11/14/04
-3 at Buffalo, 9/11/05
4 at Pittsburgh, 12/8/02
6 at Tennessee, 12/19/10
11 vs. Tennessee, 10/21/07

FEWEST NET YARDS GAINED, SECOND QUARTER
4 at San Francisco, 1/1/06
6 at San Diego, 9/15/02
9 vs. New England, 11/23/03
11 at Oakland, 12/3/06
13 vs. Tennessee, 10/21/07

FEWEST NET YARDS GAINED, THIRD QUARTER
2 vs. Pittsburgh, 10/2/11
7 at Kansas City, 9/26/04
10 vs. Philadelphia, 9/10/06
11 at New York Jets, 11/26/06
11 at New York Jets, 11/21/10

FEWEST NET YARDS GAINED, FOURTH QUARTER
-17 vs. Indianapolis, 10/23/05
-9 at Cincinnati, 11/9/03
8 vs. Arizona, 12/18/05
8 at Pittsburgh, 12/8/02
14 Twice, last at New York Giants, 11/5/06

MOST NET YARDS ALLOWED, FIRST QUARTER
220 vs. Buffalo, 11/19/06
191 at Indianapolis, 11/8/09
171 vs. Pittsburgh, 9/18/05
166 vs. San Diego, 11/7/10
160 at Philadelphia, 12/2/10

MOST NET YARDS ALLOWED, SECOND QUARTER
193 vs. Philadelphia, 9/10/06
177 vs. Tennessee, 12/21/03
170 at Jacksonville, 12/6/09
168 at Indianapolis, 12/23/07
165 vs. Tennessee, 10/21/07

MOST NET YARDS ALLOWED, THIRD QUARTER
224 at Indianapolis, 11/16/08
170 at Denver, 12/26/10
168 vs. Jacksonville, 9/28/03
164 at Tennessee, 12/2/07
158 vs. Dallas, 9/8/02

MOST NET YARDS ALLOWED, FOURTH QUARTER
224 vs. Indianapolis, 9/12/10
213 at Jacksonville, 11/14/10
210 vs. Green Bay, 11/21/04
201 at New Orleans, 9/25/11
176 at Carolina, 9/16/07

FEWEST NET YARDS ALLOWED, FIRST QUARTER
-9 vs. New York Jets, 9/13/03
-1 at Jacksonville, 12/26/04
1 vs. San Francisco, 10/25/09
4 vs. Detroit, 10/18/08
5 vs. Indianapolis, 9/11/11

FEWEST NET YARDS ALLOWED, SECOND QUARTER
0 at Jacksonville, 9/16/12
11 at Carolina, 9/16/07
17 at New Orleans, 9/14/03
26 vs. Buffalo, 11/19/06
26 at Cleveland, 10/20/02

FEWEST NET YARDS ALLOWED, THIRD QUARTER
-5 vs. Miami, 9/9/12
1 at Tampa Bay, 11/13/11
4 at Indianapolis, 12/30/12
6 at Cincinnati, 10/18/09
7 vs. Baltimore, 12/13/10

FEWEST NET YARDS ALLOWED, FOURTH QUARTER
2 at Pittsburgh, 9/7/08
3 vs. Dallas, 9/8/02
7 at Tennessee, 9/21/08
9 at Arizona, 10/11/09
11 at Tennessee, 10/23/11

TEAM RUSHING RECORDS

RUSHING YARDS

SEASON
2,448 2011
2,123 2012
2,042 2010
1,882 2004
1,846 2008

GAME
261 vs. Cleveland, 11/6/11
257 vs. Indianapolis, 9/12/10
249 at Oakland, 10/3/10
244 vs. Jacksonville, 1/2/11
222 at Tennessee, 10/23/11

FEWEST, SEASON
1,347 2002
1,475 2009
1,586 2007
1,651 2003
1,687 2006

FEWEST, GAME
24 vs. New York Giants, 10/10/10
25 at New York Jets, 11/26/06
28 vs. Tennessee, 12/29/02
30 at Tennessee, 12/19/10
34 Three times, last vs. Minnesota, 12/23/12

ALLOWED, SEASON
2,370 2003
2,303 2005
2,089 2002
1,963 2008
1,956 2006

ALLOWED, GAME
320 at Seattle, 10/16/05
247 at Washington, 12/22/02
244 at Jacksonville, 10/14/07
240 at Tennessee, 9/20/09
240 at Cincinnati, 11/9/03

RUSHING YARDS, CONT.

FEWEST ALLOWED, SEASON
1,536 2011
1,560 2012
1,711 2009
1,751 2010
1,825 2007

FEWEST ALLOWED, GAME
18 at Washington, 9/19/10
24 vs. Tennessee, 11/28/10
27 at New York Jets, 11/26/06
39 Twice, last vs. Arizona, 12/18/05
44 Three times, last vs. Cleveland, 11/6/11

SEASON, BOTH TEAMS
4,119 2005
4,021 2003
3,984 2011
3,809 2008
3,793 2010

GAME, BOTH TEAMS
442 Texans 244 vs. Jacksonville 198, 1/2/11
387 Texans 67 at Seattle 320, 10/16/05
380 Texans 140 at Cincinnati 240, 11/9/03
367 Texans 249 at Oakland 118, 10/3/10
360 Texans 132 vs. Kansas City 228, 10/17/10

FEWEST, SEASON, BOTH TEAMS
3,186 2009
3,683 2012
3,411 2007
3,436 2002
3,643 2006

FEWEST, GAME, BOTH TEAMS
52 Texans 25 at New York Jets 27, 11/26/06
76 Texans 58 at Washington 18, 9/19/10
89 Texans 45 at Arizona 44, 10/11/09
131 Texans 24 vs. New York Giants 117, 10/10/10
132 Twice, last Texans 24 vs. Indianapolis 30, 9/23/07

ATTEMPTS

SEASON
546 2011
508 2012
481 2004
437 2005
432 2008

GAME
48 at Jacksonville, 9/16/12
47 at Tennessee, 10/23/11
44 Twice, last at Tampa Bay, 11/13/11
42 Three times, last vs. Indianapolis, 9/12/10
41 Three times, last vs. Indianapolis, 9/11/11

FEWEST, SEASON
417 2007
421 2003
423 2010
424 2002
425 2009

FEWEST, GAME
12 vs. Tennessee, 10/21/07
13 vs. New York Jets, 9/13/09
14 at New York Jets, 11/26/06
15 vs. New York Giants, 10/10/10

SEASON, OPPONENT
533 2003
509 2002
506 2005
446 2006
438 2008

GAME, OPPONENT
57 at Cincinnati, 11/9/03
47 at San Francisco, 1/1/06
46 at Washington, 12/22/02
42 Six times, last vs. Minnesota, 12/23/12
41 vs. New England, 11/23/03

FEWEST, SEASON, OPPONENT
378 2011
390 2012
396 2009
417 2007
417 2004

FEWEST, GAME, OPPONENT
10 vs. Indianapolis, 9/12/10
12 three times, last vs. Baltimore, 10/21/12
13 vs. Arizona, 12/18/05
14 Twice, last at Jacksonville, 9/16/12

RUSHING AVERAGE

SEASON
4.8 2010
4.5 2011
4.3 2008
4.2 2012
4.2 2005

GAME
7.4 at Cincinnati, 11/9/03
7.3 at Detroit (OT), 11/22/12
7.2 vs. Buffalo, 11/19/06
7.1 at Indianapolis, 11/16/08
7.1 vs. Tennessee, 11/28/04

LOWEST, SEASON
3.2 2002
3.5 2009
3.8 2007
3.9 2003, 2004, 2006

LOWEST, GAME
1.2 at Buffalo, 11/16/03
1.3 vs. Tennessee, 12/29/02
1.4 at Pittsburgh, 12/8/02
1.6 vs. New York Giants, 10/10/10
1.8 at New York Jets, 11/26/06
1.8 at Tennessee, 12/19/10

SEASON, OPPONENT
4.6 2005
4.5 2008
4.4 2003, 2004, 2006, 2007

GAME, OPPONENT
9.4 at Jacksonville, 10/14/07
9.2 at Tennessee, 9/20/09
7.6 Twice, last at Seattle, 10/16/05
6.6 vs. Tennessee, 12/10/06
6.5 Three times, last at Buffalo, 11/16/03

TEAM RUSHING RECORDS

RUSHING AVERAGE , CONT.

LOWEST, SEASON, OPPONENT
- 4.0 2010
- 4.1 2002, 2011, 2012
- 4.3 2009
- 4.4 Four times, last in 2007

LOWEST, GAME, OPPONENT
- 1.0 at New York Jets, 11/26/06
- 1.1 at Washington, 9/19/10
- 2.0 vs. Tennessee, 11/28/10
- 2.0 vs. Oakland, 10/4/09
- 2.1 Three times, last vs. Cleveland, 11/6/11

RUSHING TOUCHDOWNS

SEASON
- 20 2010
- 19 2012
- 18 2011
- 16 2004, 2008
- 14 2003

GAME
- 3 11 times, last at Jacksonville, 9/16/12
- 2 30 times, last at New England, 12/10/12
- 1 56 times, last at Indianapolis, 12/30/12

SEASON, OPPONENT
- 21 2005
- 18 2008
- 17 2009
- 16 2006 and 2010
- 15 2007

GAME, OPPONENT
- 5 at Seattle, 10/16/05
- 4 Twice, last vs. Jacksonville, 9/27/09
- 3 Five times, last at Pittsburgh, 9/7/08
- 2 32 times, last at Detroit (OT), 11/22/12

100-YARD RUSHING GAMES BY AN INDIVIDUAL

SEASON
- 11 2011
- 8 2010
- 7 2012
- 5 2004, 2008
- 4 2003
- 3 2005,
- 2 2006, 2009

SEASON, OPPONENT
- 10 2005
- 7 2003 and 2004
- 6 2007
- 5 2002 and 2008
- 4 2006, 2009 and 2010

CONSECUTIVE GAMES WITH A RUSHING TOUCHDOWN

TEXANS
- 7 at Oakland, 10/3/10, through at New York Jets, 11/21/10
- 6 vs. Tennessee, 11/28/04, through vs. Cleveland, 1/2/05
- 6 at Tennessee, 10/23/11, through vs. Atlanta, 12/4/11
- 5 vs. Tennessee, 9/30/12, through vs. Buffalo, 11/4/12
- 5 vs. Carolina, 12/18/11 through at Jacksonville, 9/16/12
- 5 at Oakland, 12/3/06, through vs. Cleveland, 12/31/06
- 5 vs. Tennessee, 11/28/04, through at Jacksonville, 12/26/04
- 4 vs. Indianapolis, 10/5/08, through vs. Cincinnati, 10/26/08
- 4 vs. New York Jets, 10/19/03, through at Cincinnati, 11/9/03

OPPONENT
- 6 at Pittsburgh, 9/7/08, through vs. Detroit, 10/19/08
- 5 at Washington, 9/19/10 through vs. Kansas City, 10/17/10
- 5 at Buffalo, 11/1/09 through at Jacksonville, 12/6/09
- 5 at Dallas, 10/15/06, through at Jacksonville, 11/12/06
- 5 at Jacksonville, 11/6/05, through at Baltimore, 12/4/05
- 5 at New Orleans, 9/14/03, through vs. New York Jets, 10/19/03
- 5 at Philadelphia, 12/2/10, through vs. Jacksonville, 1/2/11
- 4 at New York Jets, 11/26/06, through at New England, 12/17/06
- 4 at Philadelphia, 9/29/02, through at Jacksonville, 10/27/02

TEAM PASSING RECORDS

NET YARDS PASSING

MOST, SEASON
- 4,654 2009
- 4,267 2008
- 4,144 2010
- 3,830 2012
- 3,748 2007

MOST, GAME
- 504 vs. Jacksonville (OT), 11/18/12
- 468 at Washington (OT), 9/19/10
- 408 at Green Bay, 12/7/08
- 403 vs. Oakland, 10/9/11
- 385 at Cincinnati, 10/18/09

FEWEST, SEASON
- 2,225 2002
- 2,237 2005
- 2,655 2003
- 2,778 2006
- 3,246 2004

FEWEST, GAME
- -5 at Oakland, 12/3/06
- 6 vs. Indianapolis, 10/23/05
- 10 at Pittsburgh, 12/8/02
- 25 at Buffalo, 9/11/05
- 29 at San Diego, 9/15/02

NET YARDS PASSING, CONT.

MOST ALLOWED, SEASON
4,280 2010
3,712 2003
3,682 2007
3,615 2004
3,612 2012

MOST ALLOWED, GAME
421 at Tennessee, 10/12/03
419 at Detroit (OT), 11/22/12
419 vs. Indianapolis, 9/12/10
403 at Washington, 9/19/10
390 at Indianapolis, 9/17/06

FEWEST ALLOWED, SEASON
3,035 2011
3,141 2002
3,423 2008
3,444 2006
3,487 2009

FEWEST ALLOWED, GAME
31 at Jacksonville, 12/26/04
52 at Jacksonville, 9/16/12
86 at Tennessee, 10/29/06
90 vs. Jacksonville, 10/30/11
95 at Tennessee, 10/23/11

MOST, SEASON, BOTH TEAMS
8,424 2010
8,141 2009
7,690 2008
7,442 2012
7,430 2007

MOST, GAME, BOTH TEAMS
876 Texans 504 vs. Jacksonville 378 (OT), 11/18/12
871 Texans 468 at Washington 403 (OT), 9/19/10
788 Texans 367 at Tennessee 421, 10/12/03
746 Texans 358 vs. Minnesota 388 (OT), 10/10/04
718 Texans 364 at New Orleans 354, 9/25/11

FEWEST, SEASON, BOTH TEAMS
5,366 2002
5,758 2005
6,222 2006
6,367 2003
6,541 2011

FEWEST, GAME, BOTH TEAMS
153 Texans 122 at Jacksonville 31, 12/26/04
172 Texans 29 at San Diego 143, 9/15/02
184 Texans -5 at Oakland 189, 12/3/06
189 Texans 25 at Buffalo 164, 9/11/05
218 Texans 93 at New England 125, 12/14/06

GROSS YARDS PASSING

MOST, SEASON
4,803 2009
4,474 2008
4,370 2010
4,046 2012
3,925 2007

MOST, GAME
527 vs. Jacksonville (OT), 11/18/12
497 at Washington (OT), 9/19/10
416 vs. Oakland, 10/9/11
414 vs. Green Bay, 12/7/08
393 vs. Baltimore (OT), 12/13/10

FEWEST, SEASON
2,636 2002
2,661 2005
2,841 2003
3,032 2006
3,547 2004

FEWEST, GAME
32 at Oakland, 12/3/06
33 at Pittsburgh, 12/8/02
48 vs. Indianapolis, 10/23/05
64 at Tampa Bay, 12/14/03
70 at Buffalo, 9/18/05

MOST ALLOWED, SEASON
4,499 2010
3,878 2007
3,835 2003
3,776 2004
3,881 2012

MOST ALLOWED, GAME
441 at Detroit (OT), 11/22/12
433 vs. Indianapolis, 9/12/10
426 at Washington, 9/19/10
421 at Tennessee, 10/12/03
400 at Indianapolis, 9/17/06

FEWEST ALLOWED, SEASON
3,322 2011
3,378 2002
3,598 2008
3.635 2006
3,674 2009

FEWEST ALLOWED, GAME
54 at Jacksonville, 12/26/04
76 at Jacksonville, 9/16/12
87 at Tennessee, 10/29/06
97 vs. Jacksonville, 10/30/11
109 at Tennessee, 11/10/02
116 Twice, last at Tennessee, 10/23/11

PASS ATTEMPTS

MOST, SEASON
593 2009
574 2010
555 2008
554 2012
529 2007

MOST, GAME
62 vs. Baltimore (OT), 12/13/10
55 vs. Jacksonville (OT), 11/18/12
54 at New York Jets, 11/26/06
54 at Tennessee Titans, 12/19/10
52 at Washingon (OT), 9/19/10

FEWEST, SEASON
439 2003
447 2002
449 2005
467 2011
471 2004

FEWEST, GAME
9 vs. Indianapolis, 10/23/05
10 at Pittsburgh, 12/8/02
14 at Oakland, 12/3/06
15 Twice, last at Tampa Bay, 11/13/11
16 at Indianapolis, 12/22/11

PASS ATTEMPTS, CONT.

MOST, SEASON, OPPONENT
581 2012
548 2009
547 2010
546 2007
538 2011

MOST, GAME, OPPONENT
61 at Detroit (OT), 11/22/12
58 at Pittsburgh, 12/8/02
57 vs. Indianapolis, 9/12/10
55 at Miami, 12/27/09
52 at Denver, 9/23/12
50 Three times, last at Indianapolis, 11/8/09

FEWEST, SEASON, OPPONENT
469 2005
471 2008
502 2003
505 2006
512 2002

FEWEST, GAME, OPPONENT
11 at San Diego, 10/28/07
15 at Tennessee, 10/29/06
18 Twice, last at Minnesota, 11/2/08
20 at Seattle, 10/16/05
21 Four times, last at Jacksonville, 9/16/12

PASS COMPLETIONS

MOST, SEASON
399 2009
367 2008
365 2010
354 2012
346 2007

MOST, GAME
43 vs. Jacksonville (OT), 11/18/12
39 at New York Jets, 11/26/06
38 at Washington (OT), 9/19/10
35 twice, last at Tennessee, 12/19/10
33 at Tennessee (OT), 10/29/06

FEWEST, SEASON
235 2002
248 2003
270 2005
286 2004
288 2011

FEWEST, GAME
3 at Pittsburgh, 12/8/02
6 Twice, last vs. Indianapolis, 10/23/05
7 at Oakland, 12/3/06
9 Four times, last vs. Indianapolis, 9/12/10
10 Five times, last vs. Cleveland, 10/30/05

MOST, SEASON, OPPONENT
361 2007
354 2010
344 2009
344 2004
328 2006

MOST, GAME, OPPONENT
40 vs. Indianapolis, 9/12/10
36 vs. Minnesota, 10/10/04
35 at Miami, 12/27/09
34 at Indianapolis, 11/8/09
33 Twice, last vs. New Orleans, 11/18/07

FEWEST, SEASON, OPPONENT
279 2011
281 2002
294 2008
297 2003
304 2005

FEWEST, GAME, OPPONENT
7 Twice, last at San Diego, 10/28/07
8 vs. Tennessee, 12/29/02
9 at Jacksonville, 9/16/12
10 Three times, last vs. Jacksonville, 10/30/11
11 at Minnesota, 11/2/08
12 Six times, last at Miami, 9/18/11

MOST TOUCHDOWN PASSES

MOST, SEASON
29 2009
24 2007
24 2010
22 2012
21 2008
20 2011

MOST, GAME
5 vs. Jacksonville (OT), 11/18/12
4 Four times, last at Denver, 9/23/12
3 12 times, last at New Orleans, 9/25/11
2 43 times, last at Tennessee, 12/2/12
1 65 times, last vs. Indianapolis, 12/16/12

MOST, SEASON, OPPONENT
33 2010
32 2004
27 2012
24 2005, 2008
23 2002
22 2006, 2003

MOST, GAME, OPPONENT
6 vs. Green Bay, 10/14/12
5 Twice, last at Indianapolis, 11/14/04
4 Six times, last at New England, 12/10/12
3 26 times, last at New Orleans, 9/25/11
2 48 times, last at Indianapolis, 12/30/12

CONSECUTIVE GAMES WITH A PASSING TOUCHDOWN

TEXANS
16 at Jacksonville, 11/14/10, through vs. Jacksonville, 10/30/11
12 at Indianapolis, 11/8/09, through at Oakland, 10/3/10
11 at Jacksonville, 10/14/07, through vs. Jacksonville, 12/30/07
8 vs. Pittsburgh, 9/18/05, through at Indianapolis, 11/13/05
6 vs. Baltimore, 10/21/12, through at Tennessee, 12/2/12
6 at Tennessee, 9/20/09, through vs. San Francisco, 10/25/09

OPPONENT
12 vs. Cleveland, 1/2/05, through vs. St. Louis, 11/27/05
10 vs. Indianapolis, 9/12/10, through at New York Jets, 11/21/10

TEAM FIRST DOWNS

MOST, SEASON
360 2010
341 2012
340 2009
340 2008
321 2011

MOST, GAME
39 vs. Jacksonville (OT), 11/18/12
29 Four times, last at Tennessee, 10/23/11
28 Twice, last at Jacksonville, 9/16/12
27 Three times, last vs. Baltimore, 10/21/12
26 Six times, last at Detroit (OT), 11/22/12

FEWEST, SEASON
208 2002
237 2003
243 2005
282 2006
295 2007

FEWEST, GAME
3 at Pittsburgh, 12/8/02
7 Three times, last at Tampa Bay, 12/14/03
9 at Jacksonville, 11/27/11
10 Five times, last at Oakland, 12/3/06
11 Seven times, last vs. Minnesota, 12/23/12

MOST ALLOWED, SEASON
352 2010
348 2005
336 2003
325 2007
312 2006

MOST ALLOWED, GAME
34 at Indianapolis, 9/17/06
33 at Indianapolis, 12/23/07
31 at Seattle, 10/16/05
30 Three times, last at Indianapolis, 11/16/08
29 Twice, last at Detroit (OT), 11/22/12

FEWEST ALLOWED, SEASON
270 2011
291 2002
292 2012
300 2009
300 2008

FEWEST ALLOWED, GAME
6 at Jacksonville, 12/26/04
8 twice, last at Chicago, 11/11/12
9 Twice, last at Jacksonville, 9/16/12
9 at Buffalo, 11/1/09
10 Twice, last vs. Cleveland, 11/6/11

MOST, SEASON, BOTH TEAMS
712 2010
640 2009
640 2008
633 2012
620 2007
604 2004

MOST, GAME, BOTH TEAMS
56 Texans 39 vs. Jacksonville 17 (OT), 11/18/12
55 Twice, last Texans 26 at Detroit 29 (OT), 11/22/12
52 Texans 18 at Indianapolis 34, 9/17/06
51 Texans 18 at Indianapolis 33, 12/23/07
50 Twice, last Texans 29 at Washington 21 (OT), 9/19/10

FEWEST, SEASON, BOTH TEAMS
499 2002
573 2003
591 2011
591 2005
594 2006

FEWEST, GAME, BOTH TEAMS
21 Texans 13, at Chicago 8, 11/11/12
23 Three times, last Texans 9 at Jacksonville 14, 11/27/11
24 Twice, last Texans 16 vs. Oakland 8, 10/4/09
25 Texans 19 at Jacksonville 6, 12/26/04
26 Twice, last Texans 15 at Chicago, 11, 12/19/04

RUSHING FIRST DOWNS

MOST, SEASON
131 2011
118 2010
114 2012
106 2006 and 2008
103 2004

MOST, GAME
16 at Jacksonville, 9/16/12
15 vs. Indianapolis, 9/12/10
14 Three times, last vs. Cleveland, 11/6/11
12 Five times, last at Tampa Bay, 11/13/11
11 Three times, last vs. Baltimore, 10/21/12
10 Nine times, last at Detroit (OT), 11/22/12

FEWEST, SEASON
59 2002
86 2003
89 2005
93 2009
96 2007

FEWEST, GAME
1 Six times, last vs. Minnesota, 12/23/12
2 Six times, last vs. Oakland, 10/9/11
3 22 times, last at Indianapolis, 12/30/12
4 13 times, last at New Orleans, 9/25/11
5 28 times, last at Tennessee, 12/2/12

MOST, SEASON, OPPONENT
130 2003
123 2005
116 2002
115 2006
114 2008

MOST, GAME, OPPONENT
19 at Seattle, 10/16/05
16 at Cincinnati, 11/9/03
15 Three times, last vs. Jacksonville, 1/2/11
14 vs. Baltimore, 11/9/08
13 vs. Washington, 9/24/06

FEWEST, SEASON, OPPONENT
73 2011
89 2004
91 2009
94 2012
107 2007

FEWEST, GAME, OPPONENT
1 Three times, last vs. Tennessee, 11/28/10
2 Eight times, last at Tennessee, 12/2/12
3 12 times, last at Jacksonville, 9/16/12
4 24 times, last vs. Jacksonville (OT), 11/18/12
5 25 times, last vs. Green Bay, 10/14/12

TEAM FIRST DOWNS

PASSING FIRST DOWNS

MOST, SEASON
231 2009
222 2010
210 2008
205 2012
190 2007

MOST, GAME
26 vs. Jacksonville (OT), 11/18/12
23 at Washington (OT), 9/19/10
21 Twice, last vs. Baltimore (OT), 12/13/10
20 at Tennessee, 12/19/10
18 Seven times, last vs. New England, 1/3/10

FEWEST, SEASON
119 2002
127 2003
142 2005
155 2006
174 2004

FEWEST, GAME
1 Twice, last at Pittsburgh, 12/8/02
2 at Oakland, 12/3/06
3 at Tampa Bay, 12/14/03
4 Six times, last at Jacksonville, 11/27/11
5 Five times, last at Tennessee, 12/11/05

MOST, SEASON, OPPONENT
211 2010
197 2007
194 2004
188 2005
179 2003

MOST, GAME, OPPONENT
21 Four times, last at Detroit (OT), 11/22/12
20 Three times, last at New Orleans, 9/25/11
19 Twice, last vs. Jacksonville, 12/30/07
18 Three times, last at Indianapolis, 11/8/09
17 Six times, last at Washington, 9/19/10

FEWEST, SEASON, OPPONENT
155 2002
166 2011
167 2008
167 2012
174 2006

FEWEST, GAME, OPPONENT
2 at Jacksonville, 12/26/04
4 Three times, last at Chicago, 11/11/12
5 Seven times, last at Buffalo, 11/1/09
6 Nine times, last vs. Baltimore, 10/21/12
7 13 times, last vs. Indianapolis, 12/16/12

FIRST DOWNS BY PENALTY

MOST, SEASON
30 2002
24 2003 and 2008
23 2004
22 2012
20 2006, 2010

MOST, GAME
6 vs. Cincinnati, 11/3/02
5 Twice, last vs. Tennessee, 12/14/08
4 at Detroit, 9/19/04
3 16 times, last vs. Jacksonville (OT), 11/18/12

FEWEST, SEASON
9 2007
12 2005
14 2011
16 2009
20 2006, 2010

FEWEST, GAME
0 46 times, last at Tennessee, 12/2/12
1 62 times, last at Detroit (OT), 11/22/12

MOST, SEASON, OPPONENT
37 2005
34 2009
31 2011, 2012
28 2010
27 2003

MOST, GAME, OPPONENT
6 at Indianapolis, 11/8/09
6 at Indianapolis, 12/22/11
5 Four times, last at Denver, 9/23/12
4 11 times, last vs. Indianapolis, 12/16/12

FEWEST, SEASON, OPPONENT
19 2008
20 2002
21 2004 and 2007
23 2006
27 2003

FEWEST, GAME, OPPONENT
0 37 times, last at Detroit (OT), 11/22/12
1 49 times, last vs. Jacksonville (OT), 11/18/12
2 47 times, last at Indianapolis, 12/30/12

FIELD GOALS

MOST, SEASON
32 2011
31 2012
29 2008
27 2010
26 2005

FEWEST, SEASON
17 2002
17 2004
18 2003
19 2006
21 2009

MOST ATTEMPTED, SEASON
38 2011, 2012
34 2005
33 2008
32 2009
30 2010

FEWEST ATTEMPTED, SEASON
22 2003
24 2002, 2004
25 2006
29 2007

FIELD GOALS

MOST ATTEMPTED, GAME
- 7 at Miami, 9/7/03
- 6 vs. Indianapolis, 12/16/12
- 5 Five times, last vs. Jacksonville (OT), 11/18/12
- 4 12 times, last at Indianapolis, 12/30/12
- 3 25 times, last at Detroit (OT), 11/22/12

MOST CONVERTED, GAME
- 5 Four times, last vs. Indianapolis, 12/16/12
- 4 Three times, last at New Orleans, 9/25/11
- 3 24 times, last at Indianapolis, 12/30/12

CONSECUTIVE GAMES SCORING FIELD GOALS
- 17 10/23/11 – 10/21/12
- 15 11/1/10 – 10/9/11
- 10 11/13/05 – 9/17/06
- 9 twice, last 10/25/09 – 12/27/09
- 8 twice, last 11/9/08 – 12/28/08

MOST FIELD GOALS MADE, SEASON, OPPONENT
- 30 2011
- 28 2007
- 28 2005, 2003

FEWEST FIELD GOALS MADE, SEASON, OPPONENT
- 20 2009
- 21 2012
- 21 2010
- 22 2004
- 24 2002

MOST FIELD GOALS ATTEMPTED, SEASON, OPPONENT
- 36 2011
- 35 2003
- 34 2002
- 33 2007
- 32 2005

FEWEST FIELD GOALS ATTEMPTED, SEASON, OPPONENT
- 24 2012
- 23 2009
- 27 2010
- 28 2011
- 29 Three times, last in 2008

MOST FIELD GOALS ATTEMPTED, GAME, OPPONENT
- 8 vs. Tennessee, 10/21/07*
- 5 Six times, last at Indianapolis, 12/22/11
- 4 16 times, last vs. Buffalo, 11/4/12

MOST FIELD GOALS CONVERTED, GAME, OPPONENT
- 8 vs. Tennessee, 10/21/07*
- 5 at Baltimore, 10/16/11
- 5 at Buffalo, 9/11/05
- 5 vs. Cleveland, 1/2/05
- 4 Nine times, last at Indianapolis, 12/22/11

MOST FIELD GOALS CONVERTED, GAME, BOTH TEAMS
- 9 Texans 5 vs. Miami 4, 10/7/07
- 8 Texans 0 vs. Tennessee 8, 10/21/07
- 7 Three times, last Texans 3 at Indianapolis 4, 12/22/11
- 6 Ten times, last Texans 5 vs. Indianapolis 1, 12/16/12
- 5 18 times, last Texans 2 vs. Minnesota 3, 12/23/12

* Indicates NFL record.

PUNTING

MOST, SEASON
- 116 2002
- 97 2003
- 88 2012
- 77 2005
- 76 2006

MOST, GAME
- 11 at Indianapolis, 12/1/02
- 10 Six times, last at Tennessee, 12/2/12

FEWEST, SEASON
- 53 2008
- 55 2007
- 63 2010
- 67 2009
- 73 2004

FEWEST, GAME
- 1 Twice, last at Buffalo, 11/1/09
- 2 25 times, last at Indianapolis, 12/30/12
- 3 21 times, last vs. Indianapolis, 12/16/12
- 4 33 times, last vs. Green Bay, 10/14/12
- 5 30 times, last vs. Buffalo, 11/4/12

MOST YARDS, SEASON
- 4,720 2002
- 4,150 2012
- 4,028 2003
- 3,256 2011
- 3,161 2006

MOST YARDS, GAME
- 488 at Tennessee, 12/2/12
- 436 at Jacksonville, 11/27/11
- 435 at Indianapolis, 12/1/02
- 421 at Pittsburgh, 12/8/02
- 419 at Jacksonville, 12/7/03

FEWEST YARDS, SEASON
- 2,240 2008
- 2,296 2007
- 2,650 2010
- 2,866 2009

FEWEST YARDS, GAME
- 39 at Buffalo, 11/1/09
- 47 vs. Miami, 10/7/07
- 59 vs. Cincinnati, 10/26/08
- 59 vs. Carolina, 12/18/11
- 64 vs. Jacksonville, 12/24/05

MOST PUNTS, SEASON, OPPONENT
- 98 2002
- 90 2012
- 83 2011
- 76 2009
- 75 2003

MOST PUNTS, GAME, OPPONENT
- 10 Twice, last at San Francisco, 1/1/06
- 9 Four times, last at Jacksonville, 9/16/12
- 8 Eight times, last at Detroit (OT), 11/22/12

PUNTING

FEWEST PUNTS, SEASON, OPPONENT
- 59 2007
- 63 2005
- 65 2006
- 67 2008 and 2010
- 69 2004

FEWEST PUNTS, GAME, OPPONENT
- 0 Twice, last vs. Jacksonville, 10/14/07
- 1 Five times, last at Indianapolis, 11/16/08
- 2 14 times, last at Baltimore, 10/16/11
- 3 32 times, last vs. Miami, 9/9/12

MOST YARDS, SEASON, OPPONENT
- 4,156 2012
- 3,896 2011
- 3,892 2002
- 3,557 2009
- 3,130 2003

MOST YARDS, GAME, OPPONENT
- 462 at Jacksonville, 9/16/12
- 427 vs. Oakland, 10/4/09
- 405 at Jacksonville, 11/27/11
- 400 at Indianapolis, 12/1/02
- 393 Twice, last at Tennessee, 10/29/06

FEWEST PUNTING YARDS, SEASON, OPPONENT
- 2,528 2005
- 2,535 2007
- 2,880 2004
- 2,930 2010
- 2,949 2006

FEWEST PUNTING YARDS, GAME, OPPONENT
- 0 Twice, last vs. Jacksonville, 10/14/07
- 39 vs. Pittsburgh, 9/18/05
- 41 at Seattle, 10/16/05
- 45 at Indianapolis, 9/14/06
- 55 Twice, last at Indianapolis, 11/16/08

MOST PUNTS, SEASON, BOTH TEAMS
- 214 2002
- 178 2012
- 172 2003
- 157 2011
- 143 2009

MOST PUNTS, GAME, BOTH TEAMS
- 20 Twice, last Texans 11 at Indianapolis 9, 12/1/02
- 19 Texans 10 at Jacksonville 9, 11/27/11

FEWEST PUNTS, SEASON, BOTH TEAMS
- 114 2007
- 120 2008
- 130 2010
- 140 2005
- 141 2006

FEWEST PUNTS, GAME, BOTH TEAMS
- 2 Texans 2 at Jacksonville 0, 10/14/07
- 3 Three times, last Texans 2 at Indianapolis 1, 11/16/08
- 4 Four times, last Texans 2 vs. Jacksonville 2, 11/29/09
- 5 13 times, last Texans 2 at New Orleans 3, 9/25/11
- 6 15 times, last Texans 2 at Cincinnati 4, 12/11/11

HIGHEST PUNTING AVERAGE, SEASON
- 47.2 2012, 88 punts
- 44.0 2011, 74 punts
- 42.8 2009, 67 punts
- 42.3 2008, 53 punts
- 42.1 2010, 63 punts

LOWEST PUNTING AVERAGE, SEASON
- 38.8 2005, 77 punts
- 40.7 2002, 116 punts
- 41.2 2004, 73 punts
- 41.5 2003, 97 punts
- 41.6 2006, 76 punts

HIGHEST PUNTING AVERAGE, GAME (MINIMUM 4 PUNTS)
- 54.2 at Denver, 9/23/12, 5 punts
- 52.8 vs. Atlanta, 12/4/11, 5 punts
- 51.8 at Tennessee, 9/20/09, 5 punts
- 51.5 vs. Green Bay, 10/14/12, 4 punts
- 50.4 vs. Minnesota, 12/23/12, 7 punts

HIGHEST PUNTING AVERAGE, SEASON, OPPONENT
- 46.9 2011, 83 punts
- 46.8 2009, 76 punts
- 45.4 2006, 65 punts
- 45.2 2012, 90 punts
- 44.4 2008, 67 punts

HIGHEST PUNTING AVERAGE, GAME, OPPONENT (MINIMUM 4 PUNTS)
- 56.8 at Dallas, 10/15/06, 4 punts
- 56.8 at Oakland, 12/3/06, 4 punts
- 53.4 vs. Oakland, 10/4/09, 8 punts
- 52.8 at San Diego, 10/28/07, 5 punts
- 51.3 at Jacksonville, 9/16/12, 9 punts

LOWEST PUNTING AVERAGE, SEASON, OPPONENT
- 39.7 2002, 98 punts
- 40.1 2005, 63 punts
- 41.7 2004, 69 punts; 2003, 75 punts
- 43.0 2007, 59 punts
- 43.7 2010, 67 punts

LOWEST PUNTING AVERAGE, GAME, OPPONENT (MINIMUM 4 PUNTS)
- 25.7 at Washington, 12/22/02, 7 punts
- 30.0 vs. Miami, 10/7/07, 2 punts
- 31.2 at San Francisco, 1/1/06, 10 punts
- 31.3 vs. New England, 11/23/03, 4 punts
- 32.7 Twice, last at Indianapolis, 11/8/09, 3 punts

PUNT RETURNS

MOST, SEASON
- 53 2002
- 51 2011
- 45 2009
- 40 2004
- 40 2003

MOST, GAME
- 7 Three times, last at Jacksonville, 11/27/11
- 6 last at Jacksonville, 9/16/12
- 5 13 times, last vs. Carolina, 12/18/11
- 4 25 times, last at Tennessee, 12/2/12

FEWEST, SEASON
- 23 2006
- 30 2005
- 32 2008
- 33 2007
- 35 2010

FEWEST, GAME
- 0 13 times, last at Chicago, 11/11/12
- 1 42 times, last at Indianapolis, 12/30/12
- 2 50 times, last vs. Minnesota, 12/23/12

PUNT RETURNS

MOST YARDS, SEASON
529 2011
512 2002
449 2009
414 2012
386 2008

MOST YARDS, GAME
100 at Arizona, 10/11/09
92 vs. Baltimore, 12/15/02
91 at Jacksonville, 11/27/11
91 vs. Indianapolis, 9/11/11
87 vs. Miami, 10/12/08

FEWEST YARDS, SEASON
223 2005
235 2010
242 2006
266 2003
287 2007

FEWEST YARDS, GAME
-12 vs. Detroit, 10/19/08
-6 at Denver, 11/7/04
-4 at Tennessee, 12/2/07
-3 at Philadelphia, 12/2/10
-2 Three times, last at Miami, 12/27/09

HIGHEST AVERAGE, SEASON
12.1 2008
10.9 2012
10.5 2006
10.4 2011
10.0 2009

HIGHEST AVERAGE, GAME (MINIMUM 4 RETURNS)
21.8 vs. Miami, 10/12/08
20.0 at Arizona, 10/11/09
18.3 at Buffalo, 11/1/09
16.8 at Tennessee, 12/2/12
15.8 at San Diego, 9/15/02

LOWEST AVERAGE, SEASON
6.7 2010
6.7 2003
7.4 2005
8.2 2004
8.7 2007

LOWEST AVERAGE, GAME (MINIMUM 4 RETURNS)
-6.0 vs. Detroit, 10/19/08
-2.0 at Denver, 11/7/04
-2.0 vs. Tennessee (OT), 12/10/06
-1.3 at Tennessee, 12/2/07
-1.0 Three times, last at Miami, 12/27/09

MOST RETURNS, SEASON, OPPONENT
58 2002
48 2012
43 2003
36 2006
33 2005

MOST RETURNS, GAME, OPPONENT
7 vs. Dallas, 9/8/02
6 Six times, last vs. Minnesota, 12/23/12
5 Four times, last vs. Oakland, 10/9/11
4 17 times, last at New England, 12/10/12

FEWEST PUNT RETURNS, SEASON, OPPONENT
19 2007
21 2008
24 2009
29 2010
30 2004

FEWEST PUNT RETURNS, GAME, OPPONENT
0 18 times, last at New York Jets, 10/8/12
1 50 times, last at Indianapolis, 12/30/12
2 55 times, last vs. Indianapolis, 12/16/12

MOST PUNT RETURN YARDS, SEASON, OPPONENT
483 2012
407 2003
328 2002
307 2011
275 2006

MOST PUNT RETURN YARDS, GAME, OPPONENT
80 Twice, last at Oakland, 12/21/08
76 vs. Miami, 9/9/12
73 vs. Kansas City, 9/21/03
69 at Jacksonville, 10/27/02
65 at Tennessee, 12/2/12

FEWEST PUNT RETURN YARDS, SEASON, OPPONENT
104 2009
151 2007
219 2005
233 2010
235 2008

FEWEST PUNT RETURN YARDS, GAME, OPPONENT
-4 vs. Oakland, 10/4/09
-3 at Pittsburgh, 9/7/08
-2 at San Diego, 9/15/02
-1 at Indianapolis, 12/1/02
0 30 times, last at New York Jets, 10/8/12

HIGHEST PUNT RETURN AVERAGE, SEASON, OPPONENT
11.2 2008
10.1 2012
9.6 2011
9.5 2003
8.8 2004

HIGHEST PUNT RETURN AVERAGE, GAME , OPPONENT (MINIMUM 4 RETURNS)
17.3 at Jacksonville, 10/27/02
16.0 vs. Indianapolis, 9/22/02
12.5 at New England, 12/10/12
10.8 at Tennessee, 12/2/12
10.5 vs. New England, 11/23/03

LOWEST PUNT RETURN AVERAGE, SEASON, OPPONENT
4.3 2009
5.7 2002
6.6 2005
7.6 2006
7.9 2007

LOWEST PUNT RETURN AVERAGE, GAME, OPPONENT (MINIMUM 4 RETURNS)
-0.3 at San Diego, 9/15/03
-0.2 at Indianapolis, 12/1/02
1.0 at Jacksonville, 11/27/11
1.0 vs. Carolina, 12/18/11
1.4 vs. Dallas, 9/8/02

MOST TOUCHDOWNS, PUNT RETURNS
2 2008
1 2002 and 2011

MOST TOUCHDOWNS, PUNT RETURNS, OPPONENT
1 2012
1 2008
1 2006
1 2005
1 2003

KICKOFF RETURNS

MOST, SEASON
84 2005
80 2003
77 2002
74 2007
72 2008

MOST, GAME
8 Four times, last at Indianapolis, 11/16/08
7 19 times, last at New York Jets, 11/21/10
6 12 times, last at Philadelphia, 12/2/10
5 36 times, last at Detroit (OT), 11/22/12

FEWEST, SEASON
29 2011
44 2012
64 2009
67 2010
69 2004

FEWEST, GAME
0 Four times, last at Tampa Bay, 11/13/11
1 13 times, last vs. Indianapolis, 12/16/12
2 14 times, last vs. Tennessee, 9/30/12

MOST YARDS, SEASON
2,173 2005
1,961 2007
1,700 2003
1,609 2006
1,550 2008

MOST YARDS, GAME
278 vs. Kansas City, 11/20/05
266 vs. Indianapolis, 10/23/05
234 vs. Jacksonville, 12/30/07
233 vs. Indianapolis, 9/23/07
207 at Indianapolis, 11/16/08

FEWEST YARDS, SEASON
730 2011
953 2012
1,326 2010
1,449 2009
1,450 2004

FEWEST YARDS, GAME
0 Five times, last at Denver, 9/23/12
14 at Tennessee, 12/2/12
17 vs. Baltimore, 10/21/12
18 vs. Indianapolis, 12/16/12
22 vs. Tennessee, 11/28/10

HIGHEST AVERAGE, SEASON
26.5 2007
25.9 2005
25.2 2011
22.7 2006
22.6 2009

HIGHEST AVERAGE, GAME (MINIMUM 4 RETURNS)
46.8 vs. Jacksonville, 12/30/07
38.0 vs. Indianapolis, 10/23/05
35.4 vs. Cleveland, 10/30/05
34.8 vs. Kansas City, 11/20/05
33.3 vs. Indianapolis, 9/23/07

LOWEST AVERAGE, SEASON
19.8 2010
19.9 2002
21.0 2004
21.3 2003
21.7 2012
21.5 2008

LOWEST AVERAGE, GAME (MINIMUM 4 RETURNS)
10.7 at Buffalo, 11/16/03
11.5 at Chicago, 12/19/04
11.8 at Cincinnati, 12/11/11
13.3 vs. Jacksonville, 12/24/05
13.5 at Detroit, 9/19/04

MOST RETURNS, SEASON, OPPONENT
73 2008
72 2010
71 2009
69 2007
62 2012

MOST RETURNS, GAME, OPPONENT
7 Six times, last vs. Baltimore, 10/21/12
6 19 times, last vs. Jacksonville (OT), 11/18/12
5 28 times, last vs. Tennessee, 9/30/12
4 43 times, last at Indianapolis, 12/30/12

FEWEST RETURNS, SEASON, OPPONENT
46 2011
52 2006
52 2002
53 2003
55 2005

FEWEST RETURNS, GAME, OPPONENT
1 15 times, last at New England, 12/10/12
2 22 times, last vs. Minnesota, 12/23/12
3 38 times, last at Detroit (OT), 11/22/12

MOST RETURN YARDS, SEASON, OPPONENT
1,741 2010
1,630 2008
1,597 2009
1,595 2012
1,593 2007

MOST RETURN YARDS, GAME, OPPONENT
233 vs. Baltimore (OT), 12/13/10
201 vs. Baltimore, 10/21/12
199 vs. Oakland, 10/3/04
191 vs. Miami, 10/7/07
189 at Buffalo, 11/1/09

FEWEST RETURN YARDS, SEASON, OPPONENT
1,030 2011
1,149 2003
1,156 2002
1,194 2005
1,215 2006

FEWEST RETURN YARDS, GAME, OPPONENT
7 at New England, 12/10/12
13 at Tampa Bay, 12/14/03
14 at Indianapolis, 11/8/09
17 Twice, last at Indianapolis, 12/22/11
19 Twice, last vs. Pittsburgh, 9/18/05

HIGHEST RETURN AVERAGE, SEASON, OPPONENT
25.7 2012
24.2 2010
23.4 2006
23.1 2007
23.1 2004

HIGHEST RETURN AVERAGE, GAME, OPPONENT (MINIMUM 4 RETURNS)
42.5 at Indianapolis, 12/30/12
42.0 at Cleveland, 10/20/02
39.3 at Detroit, 9/19/04
38.8 vs. Baltimore (OT), 12/13/10
36.3 vs. Tennessee, 10/9/05

KICKOFF RETURNS

LOWEST RETURN AVERAGE, SEASON, OPPONENT
- 21.7 2005
- 21.7 2003
- 22.2 2002
- 22.3 2008
- 22.4 2011

LOWEST RETURN AVERAGE, GAME, OPPONENT (MINIMUM 4 RETURNS)
- 13.0 vs. Buffalo, 11/4/12
- 14.3 at Jacksonville, 10/30/11
- 15.0 vs. Green Bay, 11/21/04
- 15.8 vs. Dallas, 9/8/02
- 18.5 at New Orleans, 9/14/03

MOST TOUCHDOWNS, KICKOFF RETURNS, SEASON
- 4 2007
- 2 2005
- 1 2009

MOST TOUCHDOWNS, KICKOFF RETURNS, GAME
- 2 vs. Jacksonville, 12/30/7
- 1 vs. Oakland, 10/4/09
- 1 vs. Tampa Bay, 12/9/07
- 1 vs. Indianapolis, 9/23/07
- 1 vs. Kansas City, 10/23/05
- 1 vs. Indianapolis, 10/23/05

MOST TOUCHDOWNS, KICKOFF RETURNS, SEASON, OPPONENT
- 2 2012
- 1 2010
- 1 2006
- 1 2004
- 1 2002

MOST TOUCHDOWNS, KICKOFF RETURNS, GAME, OPPONENT
- 1 at Indianapolis, 12/30/12
- 1 at New York Jets, 10/8/12
- 1 vs. Baltimore (OT), 12/13/10
- 1 at New England, 12/17/06
- 1 at Detroit, 9/19/04
- 1 at Cleveland, 10/20/02

FUMBLES

MOST FUMBLES, SEASON
- 34 2002
- 30 2005
- 28 2006 and 2008
- 26 2007
- 22 2004
- 21 2009
- 20 2011
- 18 2003
- 15 2010
- 11 2012

MOST FUMBLES, GAME
- 5 Three times, last at Green Bay, 12/7/08
- 4 Nine times, last at Cincinnati, 12/11/11
- 3 18 times, last at Jacksonville, 11/27/11
- 2 39 times, last vs. Minnesota, 12/23/12

MOST FUMBLES LOST, SEASON
- 17 2007
- 14 2002
- 12 2006 and 2008
- 11 2004, 2005, 2009 and 2011

MOST FUMBLES LOST, GAME
- 3 at Cincinnati, 12/11/11
- 3 at Green Bay, 12/7/08
- 3 vs. Tennessee, 10/21/07
- 3 at Tennessee, 10/29/06

MOST TOUCHDOWNS, FUMBLE RECOVERY, SEASON
- 3 2007 and 2004
- 2 2009 and 2006
- 1 2002 and 2011

MOST TOUCHDOWNS, FUMBLE RECOVERY, GAME
- 1 12 times, most recent at Baltimore, 10/16/11

MOST FUMBLES, SEASON, OPPONENT
- 25 2009
- 24 2005
- 23 2007
- 23 2002, 2012
- 22 2004
- 19 2008
- 18 2003 and 2011
- 16 2006 and 2010

MOST FUMBLES, GAME, OPPONENT
- 5 at Chicago, 12/19/04
- 4 Five times, last at Denver, 12/26/10
- 3 18 times, last at Tennessee, 12/2/12
- 2 33 times, last at New England, 12/10/12

MOST FUMBLES LOST, SEASON, OPPONENT
- 14 2007, 2012
- 13 2009
- 11 2002, 2006
- 10 2008, 2011
- 9 2005
- 8 2003, 2004

MOST FUMBLES LOST, GAME, OPPONENT
- 3 Four times, last at Tennessee, 12/2/12
- 2 23 times, last at Chicago, 11/11/12
- 1 51 times, last vs. Minnesota, 12/23/12

MOST TOUCHDOWNS, FUMBLE RECOVERY, SEASON, OPPONENT
- 2 2006
- 1 Eight times, last 2012

MOST TOUCHDOWNS, FUMBLE RECOVERY, GAME, OPPONENT
- 1 10 times, last at New England, 12/10/12

INTERCEPTIONS

MOST INTERCEPTIONS THROWN, SEASON
21 2007
20 2008
18 2003
17 2009
15 2002

MOST INTERCEPTIONS THROWN, GAME
4 Three times, last vs. Baltimore, 11/9/08
3 Eight times, last vs. Green Bay, 10/14/12
2 32 times, last at Indianapolis, 12/30/12

FEWEST INTERCEPTIONS THROWN, SEASON
9 2011
12 2010
13 2005, 2006, 2012
14 2004

FEWEST INTERCEPTIONS THROWN, GAME
0 66 times, last vs. Minnesota, 12/23/12
1 65 times, last at New England, 12/10/12

MOST INTERCEPTIONS THROWN, SEASON, OPPONENT
22 2004
17 2011
15 2012
14 2003, 2009
13 2010

MOST INTERCEPTIONS THROWN, GAME, OPPONENT
4 Twice, last at Jacksonville, 11/12/06
3 Eight times, last at Tennessee, 12/2/12
2 29 times, last at Chicago, 11/11/12

FEWEST INTERCEPTIONS THROWN, SEASON, OPPONENT
7 2005
10 2002
11 2006 and 2007
12 2008
13 2010

FEWEST INTERCEPTIONS THROWN, GAME, OPPONENT
0 80 times, last at Indianapolis, 12/30/12
1 54 times, last vs. Cleveland, 11/6/11

MOST INTERCEPTION RETURN YARDS, SEASON
393 2004
332 2012
212 2009
205 2003
196 2011

MOST INTERCEPTION RETURN YARDS, GAME
135 at Pittsburgh, 12/8/02
118 vs. Tennessee, 9/30/12
102 at Kansas City, 9/26/04
95 vs. Tennessee, 12/21/03
90 at New York Jets, 10/8/12
86 vs. Oakland, 10/3/04

MOST INTERCEPTION RETURN YARDS, SEASON, OPPONENT
294 2009
277 2002
230 2007
225 2005
221 2008

MOST INTERCEPTION RETURN YARDS, GAME, OPPONENT
106 vs. Cincinnati, 11/3/02
99 at Tennessee, 9/21/08
96 at San Diego, 10/28/07
91 vs. New England, 1/3/10
77 at Indianapolis, 11/14/04

TOTAL TURNOVERS

MOST GIVEAWAYS, SEASON
38 2007 (21 interceptions, 17 fumbles)
32 2008 (20 interceptions, 12 fumbles)
29 2002 (15 interceptions, 14 fumbles)
28 2009 (17 interceptions, 11 fumbles)
27 2003 (18 interceptions, 9 fumbles)

FEWEST GIVEAWAYS, SEASON
17 2012 (13 interceptions, 4 fumbles)
18 2010 (12 interceptions, 6 fumbles)
20 2011 (9 interceptions, 11 fumbles)
24 2005 (13 interceptions, 11 fumbles)
25 2006 (13 interceptions, 12 fumbles)
25 2004 (14 interceptions, 11 fumbles)

MOST GIVEAWAYS, GAME
6 vs. Tennessee, 10/21/07 (3 fumbles, 3 interceptions)
5 at San Diego, 10/28/07 (1 fumble, 4 interceptions)
5 at Tennessee (OT), 10/29/06 (3 fumbles, 2 interceptions)
5 at Buffalo, 9/11/05 (2 fumbles, 3 interceptions)
4 Nine times, last at Cincinnati, 12/11/11 (3 fumbles, 1 interception)

FEWEST GIVEAWAYS, GAME
0 36 times, last vs. Indianapolis, 12/16/12
1 52 times, last at New England, 12/10/12

MOST TAKEAWAYS, SEASON
30 2004 (22 interceptions, 8 fumble recoveries)
29 2012 (15 interceptions, 14 fumble recoveries)
27 2009 (14 interceptions, 13 fumble recoveries)
27 2011 (17 interceptions, 10 fumble recoveries)
25 2007 (11 interceptions, 14 fumble recoveries)
22 2008 (12 interceptions, 10 fumble recoveries)
22 2006 (11 interceptions, 11 fumble recoveries)
22 2003 (14 interceptions, 8 fumble recoveries)

FEWEST TAKEAWAYS, SEASON
16 2005 (7 interceptions, 9 fumble recoveries)
18 2010 (13 interceptions, 5 fumble recoveries)
21 2002 (10 interceptions, 11 fumble recoveries)

MOST TAKEAWAYS, GAME
6 at Tennessee, 12/2/12 (3 interceptions, 3 fumble recoveries)
5 at Pittsburgh, 12/8/02 (2 interceptions, 3 fumble recoveries)
5 vs. Jacksonville, 9/28/03 (3 interceptions, 2 fumble recoveries)
5 vs. Oakland, 10/3/04 (3 interceptions, 2 fumble recoveries)
5 at Oakland, 12/3/06 (2 interceptions, 3 fumble recoveries)
5 at Cleveland, 11/23/08 (3 interceptions, 2 fumble recoveries)

FEWEST TAKEAWAYS, GAME
0 43 times, last vs. Green Bay, 10/14/12
1 59 times, last vs. Minnesota, 12/23/12 (1 fumble recovery)

SACKS

MOST SACKS, SEASON
- 44 2011, 2012
- 37 2005
- 35 2002
- 31 2007
- 30 2009, 2010

MOST SACKS, GAME
- 7 at Jacksonville, 11/27/11
- 7 vs. St. Louis, 11/27/05
- 6 at Tennessee, 12/2/12
- 6 vs. Arizona, 12/18/05
- 6 at Pittsburgh, 12/8/02
- 5 Eight times, last vs. Indianapolis, 12/16/12

MOST SACKS, SEASON, OPPONENT
- 76 2002
- 68 2005
- 49 2004
- 43 2006
- 36 2003

MOST SACKS, GAME, OPPONENT
- 9 at San Diego, 9/15/02
- 8 vs. Pittsburgh, 9/18/05
- 8 at Cleveland, 10/20/02
- 7 Three times, last vs. Tennessee, 10/9/05
- 6 Five times, last at Tennessee, 12/11/05

SAFETIES

SEASON
- 3 2002
- 2 2009

SEASON, OPPONENTS
- 2 2003
- 1 2012
- 1 2008
- 1 2004
- 1 2002

GAME
- 1 vs. Baltimore, 10/21/12
- 1 at Jacksonville, 12/6/09
- 1 vs. Oakland, 10/4/09
- 1 vs. Baltimore, 12/15/02
- 1 vs. New York Giants, 11/24/02
- 1 vs. Dallas, 9/8/02

GAME, OPPONENT
- 2 at Buffalo, 11/16/03
- 1 at Denver, 9/23/12
- 1 at Jacksonville, 10/27/02
- 1 vs. Baltimore, 11/9/08
- 1 at Chicago, 12/19/04

PENALTIES

MOST PENALTIES, SEASON
- 136 2002
- 121 2003
- 108 2012
- 106 2004, 2005
- 99 2011

MOST PENALTIES, GAME
- 14 at Indianapolis, 12/1/02
- 13 at Indianapolis, 11/8/09
- 13 at Seattle, 10/16/05
- 12 at San Diego, 9/15/02
- 11 11 times, last at Tennessee, 12/2/12

FEWEST PENALTIES, SEASON
- 80 2008
- 82 2007
- 90 2006, 2010
- 95 2009

FEWEST PENALTIES, GAME
- 1 Six times, last vs. Tennessee, 9/30/12
- 2 Six times, last vs. Jacksonville (OT), 11/18/12
- 3 14 times, last at Chicago, 11/11/12
- 4 18 times, last vs. Miami, 9/9/12
- 5 29 times, last vs. Baltimore, 10/21/12

MOST YARDS PENALIZED, SEASON
- 1,011 2002
- 961 2003
- 928 2004
- 873 2012
- 854 2005
- 852 2011

MOST YARDS PENALIZED, GAME
- 129 vs. Indianapolis, 11/29/09
- 127 vs. Tennessee, 12/14/08
- 109 at Denver, 11/7/04
- 103 at Indianapolis, 11/8/09
- 97 at Tennessee, 12/2/12

FEWEST YARDS PENALIZED, SEASON
- 636 2007
- 664 2008
- 690 2010
- 761 2006
- 833 2009

FEWEST YARDS PENALIZED, GAME
- 3 vs. Tennessee, 9/30/12
- 5 Three times, last vs. Oakland, 10/4/09
- 10 at Tennessee, 9/21/08
- 15 Nine times, last vs. Cleveland, 11/6/11
- 17 vs. Jacksonville, 10/22/06

PENALTIES

MOST PENALTIES, SEASON, OPPONENT
123 2004
105 2005 and 2010
102 2002
96 2006 and 2003

MOST PENALTIES, GAME, OPPONENT
14 at Cincinnati, 10/2/05
13 Twice, last vs. Oakland, 10/3/04
12 Twice, last at Tennessee, 12/19/10
11 Six times, last vs. Oakland, 10/9/11
10 Five times, last vs. Tennessee, 11/28/10

FEWEST PENALTIES, SEASON, OPPONENT
81 2007 and 2008
88 2011
90 2012
92 2009
96 2003 and 2006

FEWEST PENALTIES, GAME, OPPONENT
1 Twice, last at New York Jets, 11/26/06
2 10 times, last vs. Jacksonville, 1/2/11
3 12 times, last at Indianapolis, 12/30/12
4 27 times, last at Tennessee, 12/2/12
5 27 times, last vs. Minnesota, 12/23/12

MOST YARDS PENALIZED, SEASON, OPPONENT
979 2004
955 2002
863 2012
851 2010
846 2005

MOST YARDS PENALIZED, GAME, OPPONENT
128 vs. Buffalo, 10/13/02
126 vs. Washington, 9/24/06
117 Twice, last at Cincinnati, 10/2/05
100 vs. Cincinnati, 11/3/02
90 vs. Green Bay, 11/21/04

FEWEST YARDS PENALIZED, SEASON, OPPONENT
614 2007
659 2008
686 2011
728 2009
767 2003

FEWEST YARDS PENALIZED, GAME, OPPONENT
5 Twice, last at New York Jets, 11/26/06
9 vs. New York Jets, 10/19/03
10 Twice, last vs. Chicago, 12/28/08
13 at Indianapolis, 10/26/03
14 at Oakland, 12/21/08

MOST PENALTIES, SEASON, BOTH TEAMS
238 2002
229 2004
217 2003
211 2005
198 2012

MOST PENALTIES, GAME, BOTH TEAMS
24 Texans 11 vs. Buffalo 13, 10/13/02
23 Twice, last Texans 9 at Cincinnati 14, 10/2/05
21 Twice, last Texans 9 at Tennessee 12, 12/19/10
20 Twice, last Texans 11 at New Orleans 9, 9/14/03

FEWEST PENALTIES, SEASON, BOTH TEAMS
161 2008
163 2007
186 2006
187 2011 , 2009
195 2010

FEWEST PENALTIES, GAME, BOTH TEAMS
3 Texans 1 at Oakland 2, 12/21/08
4 Texans 2 at Jacksonville 2, 9/28/08
5 Texans 1 vs. Miami 4, 10/12/08
6 Four times, last Texans 2 vs. Cleveland 4, 11/6/11

MOST YARDS PENALIZED, SEASON, BOTH TEAMS
1,966 2002
1,907 2004
1,728 2003
1,700 2005
1,648 2012

MOST YARDS PENALIZED, GAME, BOTH TEAMS
207 Texans 90 at Cincinnati 117, 10/2/05
203 Texans 75 vs. Buffalo 128, 10/13/02
197 Texans 80 vs. Dallas 117, 9/8/02
191 Texans 127 vs. Tennessee 64, 12/14/08

ATTENDANCE RECORDS

TOP 10 HOME ATTENDANCE

Attendance	Date	Opponent	Result
71,708	10/21/12	Baltimore	W, 43-13
71,702	10/14/12	Green Bay	L, 42-24
71,702	12/16/12	Indianapolis	W, 29-17
71,698	11/4/12	Buffalo	W, 21-9
71,688	12/23/12	Minnesota	L, 23-6
71,676	11/18/12	Jacksonville	W, 43-37 (OT)
71,585	10/2/11	Pittsburgh	W, 17-10
71,581	9/30/12	Tennessee	W, 38-14
71,566	9/9/12	Miami	W, 30-10
71,545	12/4/11	Atlanta	W, 17-10

TOP 10 ROAD ATTENDANCE

Attendance	Date	Opponent	Result
88,240	9/19/10	Washington	W, 30-27
79,088	10/8/12	N.Y. Jets	W, 23-17
78,843	11/21/10	N.Y. Jets	L, 30-27
78,485	11/5/06	N.Y. Giants	L, 14-10
77,875	12/5/04	N.Y. Jets	L, 29-7
77,433	9/26/04	Kansas City	W, 24-21
76,596	11/26/06	N.Y. Jets	L, 26-11
76,566	9/23/12	Denver	W, 31-25
74,292	11/7/04	Denver	L, 31-13
73,691	12/26/10	Denver	L, 24-23

OVERALL HOME ATTENDANCE

Year	Games	Total	Average
2002	8	559,322	69,915
2003	8	563,748	70,468
2004	8	565,192	70,649
2005	8	562,397	70,300
2006	8	561,469	70,184
2007	8	564,159	70,520
2008	8	563,364	70,421
2009	8	564,864	70,608
2010	8	568,643	71,081
2011	8	571,969	71,496
2012	8	573,321	71,665

OVERALL ROAD ATTENDANCE

Year	Games	Total	Average
2002	8	502,400	62,800
2003	8	497,942	62,242
2004	8	544,857	68,107
2005	8	532,541	66,568
2006	8	524,974	65,622
2007	8	515,869	64,483
2008	8	512,254	64,032
2009	8	484,976	60,622
2010	8	539,982	67,498
2011	8	487,733	60,967
2012	8	540,654	67,582

POSTSEASON RECORDS

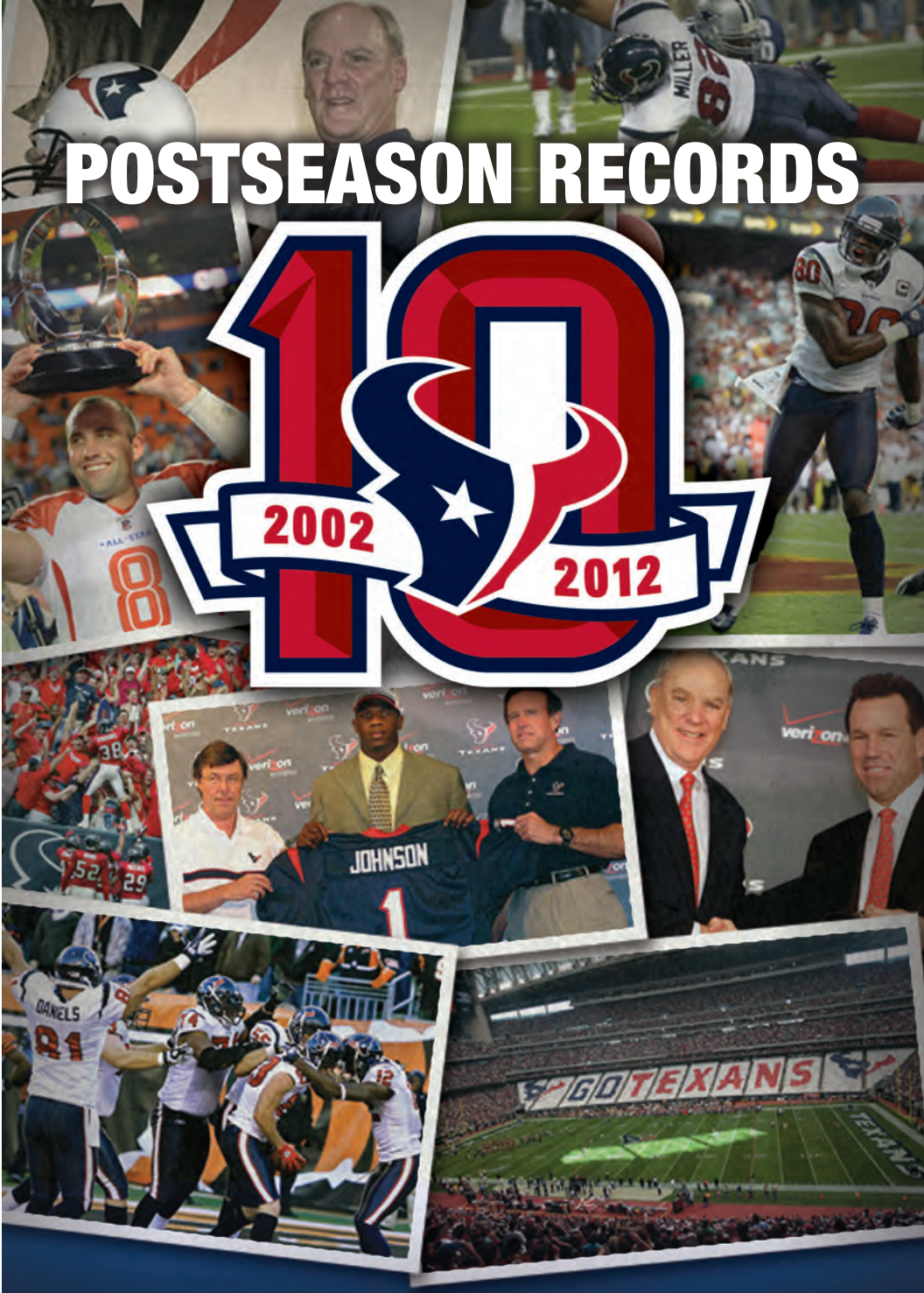

Updated: January 6, 2013

INDIVIDUAL RECORDS

TOTAL OFFENSE

YARDS FROM SCRIMMAGE
(Rushing, Receiving)

CAREER
- 510 Arian Foster, 2009-12
- 263 Andre Johnson, 2003-12
- 146 Owen Daniels, 2006-12

SEASON
- 336 Arian Foster, 2011
- 201 Andre Johnson, 2011

GAME
- 182 Arian Foster vs. Cincinnati, 1/7/12 (WC)
- 174 Arian Foster vs. Cincinnati, 1/5/13 (WC)
- 154 Arian Foster at Baltimore, 1/15/12 (Div)
- 111 Andre Johnson at Baltimore, 1/15/12 (Div)
- 91 Owen Daniels vs. Cincinnati, 1/5/13 (WC)

GAME, OPPONENT
- 80 A.J. Green vs. Cincinnati, 1/5/13 (WC)
- 80 Ray Rice at Baltimore, 1/15/12 (Div)
- 73 Anquan Boldin at Baltimore, 1/15/12 (Div)
- 70 Brian Leonard vs. Cincinnati, 1/7/12 (WC)

COMBINED NET YARDS GAINED
(Rushing, Receiving, Returns)

CAREER
- 510 Arian Foster, 2009-12
- 263 Andre Johnson, 2003-12
- 180 Danieal Manning, 2011-12

SEASON
- 336 Arian Foster, 2011
- 201 Andre Johnson, 2011
- 133 Danieal Manning, 2011

GAME
- 182 Arian Foster vs. Cincinnati, 1/7/12 (WC)
- 174 Arian Foster vs. Cincinnati, 1/5/13 (WC)
- 154 Arian Foster at Baltimore, 1/15/12 (Div)
- 133 Danieal Manning at Baltimore, 1/15/12 (Div)
- 111 Andre Johnson at Baltimore, 1/15/12 (Div)

GAME, OPPONENT
- 103 Adam Jones vs. Cincinnati, 1/5/13 (WC)
- 80 A.J. Green vs. Cincinnati, 1/5/13 (WC)
- 80 Ray Rice at Baltimore, 1/15/12 (Div)
- 73 Anquan Boldin at Baltimore, 1/15/12 (Div)
- 70 Brian Leonard vs. Cincinnati, 1/7/12 (WC)

COMBINED ATTEMPTS

CAREER
- 99 Arian Foster, 2009-12
- 17 Andre Johnson, 2003-12
- 13 Owen Daniels, 2006-12

SEASON
- 59 Arian Foster, 2011
- 40 Arian foster, 2012
- 13 Andre Johnson, 2011

GAME
- 40 Arian Foster vs. Cincinnati, 1/5/13 (WC)
- 32 Arian Foster at Baltimore, 1/15/12 (Div)
- 27 Arian Foster vs. Cincinnati, 1/7/12 (WC)

GAME, OPPONENT
- 25 Ray Rice at Baltimore, 1/15/12 (Div)
- 13 BenJarvus Green-Ellis vs. Cincinnati, 1/5/13 (WC)

RUSHING

RUSHING ATTEMPTS

CAREER
- 83 Arian Foster, 2009-12
- 11 Ben Tate, 2010-12

SEASON
- 51 Arian Foster, 2011
- 32 Arian Foster, 2012

GAME
- 32 Arian Foster vs. Cincinnati, 1/5/13 (WC)
- 27 Arian Foster at Baltimore, 1/15/12 (Div)
- 24 Arian Foster vs. Cincinnati, 1/7/12 (WC)

GAME, OPPONENT
- 21 Ray Rice at Baltimore, 1/15/12 (Div)
- 11 BenJarvus Green-Ellis vs. Cincinnati, 1/5/13 (WC)

RUSHING YARDS GAINED

CAREER
- 425 Arian Foster, 2009-12
- 38 Ben Tate, 2010-12

SEASON
- 285 Arian Foster, 2011
- 140 Arian Foster, 2012

GAME
- 153 Arian Foster vs. Cincinnati, 1/7/12 (WC)
- 140 Arian Foster vs. Cincinnati, 1/5/13 (WC)
- 132 Arian Foster at Baltimore, 1/15/12 (Div)

GAME, OPPONENT
- 63 BenJarvus Green-Ellis vs. Cincinnati, 1/5/13 (WC)
- 60 Ray Rice at Baltimore, 1/15/12 (Div)

GAMES, 100 OR MORE YARDS RUSHING
- 3 Arian Foster, 2009-12

CONSECUTIVE GAMES, 100 OR MORE YARDS
- 3 Arian Foster, 1/7/12 - 1/5/13

LONGEST RUN FROM SCRIMMAGE
- 42t Arian Foster vs. Cincinnati, 1/7/12 (WC)
- 28 Arian Foster at Baltimore, 1/15/12 (Div)

LONGEST RUN FROM SCRIMMAGE, OPPONENT
- 29 BenJarvus Green-Ellis vs. Cincinnati, 1/5/13 (WC)
- 19 Brian Leonard vs. Cincinnati, 1/7/12 (WC)

RUSHING AVERAGE GAIN

CAREER (50 ATTEMPTS)
- 5.1 Arian Foster, 2009-12

SEASON (25 ATTEMPTS)
- 5.6 Arian Foster, 2011
- 4.4 Arian Foster, 2012

GAME (10 ATTEMPTS)
- 6.4 Arian Foster vs. Cincinnati, 1/7/12 (WC) (24-153)
- 4.9 Arian Foster at Baltimore, 1/15/12 (Div) (27-132)

GAME, OPPONENT (10 ATTEMPTS)
- 5.7 BenJarvus Green-Ellis vs. Cincinnati, 1/5/13 (WC) (11-63)
- 2.9 Ray Rice at Baltimore, 1/15/12 (Div) (21-60)

RUSHING TOUCHDOWNS

CAREER
- 4 Arian Foster, 2009-12

SEASON
- 3 Arian Foster, 2011

GAME
- 2 Arian Foster vs. Cincinnati, 1/7/12 (WC)

GAME, OPPONENT
- 1 Cedric Benson vs. Cincinnati, 1/7/12 (WC)

PASSING

PASSER RATING

CAREER (50 ATTEMPTS)
53.8 T.J. Yates, 2011-12
SEASON (25 ATTEMPTS)
83.4 Matt Schaub, 2012
53.8 T.J. Yates, 2011
SEASON, ROOKIE (25 ATTEMPTS)
53.8 T.J. Yates, 2011
GAME (20 ATTEMPTS)
97.7 T.J. Yates vs. Cincinnati 1/7/12 (WC)
83.4 Matt Schaub vs. Cincinnati, 1/5/13 (WC)
GAME, OPPONENT (20 ATTEMPTS)
97.1 Joe Flacco at Baltimore, 1/15/12 (Div)

PASSING ATTEMPTS

CAREER
55 T.J. Yates, 2011-12
38 Matt Schaub, 2007-12
SEASON
55 T.J. Yates, 2011
38 Matt Schaub, 2012
SEASON, ROOKIE
55 T.J. Yates, 2011
GAME
38 Matt Schaub vs. Cincinnati, 1/5/13 (WC)
35 T.J. Yates at Baltimore, 1/15/12 (Div)
20 T.J. Yates vs. Cincinnati 1/7/12 (WC)
GAME, OPPONENT
42 Andy Dalton vs. Cincinnati 1/7/12 (WC)
30 Andy Dalton vs. Cincinnati, 1/5/13 (WC)
27 Joe Flacco at Baltimore, 1/15/12 (Div)

PASS COMPLETIONS

CAREER
29 Matt Schaub, 2007-12
28 T.J. Yates, 2011-12
SEASON
29 Matt Schaub, 2012
28 T.J. Yates, 2011
SEASON, ROOKIE
28 T.J. Yates, 2011
GAME
29 Matt Schaub vs. Cincinnati, 1/5/13 (WC)
17 T.J. Yates at Baltimore, 1/15/12 (Div)
GAME, OPPONENT
27 Andy Dalton vs. Cincinnati 1/7/12 (WC)
14 Andy Dalton vs. Cincinnati, 1/5/13 (WC)
14 Joe Flacco at Baltimore, 1/15/12 (Div)
CONSECUTIVE COMPLETIONS
5 Matt Schaub vs. Cincinnati, 1/5/13 (WC)
5 T.J. Yates (1/7/12 to 1/15/12)
CONSECUTIVE COMPLETIONS, OPPONENT
7 Andy Dalton vs. Cincinnati 1/7/12 (WC)

PASSING COMPLETION PERCENTAGE

CAREER (50 ATTEMPTS)
50.9 T.J. Yates, 2011-12
SEASON (25 ATTEMPTS)
76.3 Matt Schaub, 2012
50.9 T.J. Yates, 2011
SEASON, ROOKIE (25 ATTEMPTS)
50.9 T.J. Yates, 2011
GAME (20 ATTEMPTS)
76.3 Matt Schaub vs. Cincinnati, 1/5/13 (WC) (29-38)
55.0 T.J. Yates vs. Cincinnati 1/7/12 (WC) (11-20)
GAME, OPPONENT (20 ATTEMPTS)
64.3 Andy Dalton vs. Cincinnati 1/7/12 (WC) (17-42)

PASSING YARDS GAINED

CAREER
343 T.J. Yates, 2011-12
262 Matt Schaub, 2007-12
SEASON
343 T.J. Yates, 2011
262 Matt Schaub, 2012
SEASON, ROOKIE
343 T.J. Yates, 2011
GAME
262 Matt Schaub vs. Cincinnati, 1/5/13 (WC)
184 T.J. Yates at Baltimore, 1/15/12 (Div)
159 T.J. Yates vs. Cincinnati 1/7/12 (WC)
GAME, OPPONENT
257 Andy Dalton vs. Cincinnati 1/7/12 (WC)
176 Joe Flacco at Baltimore, 1/15/12 (Div)
LONGEST PASS COMPLETION
40 T.J. Yates to Andre Johnson vs. Cincinnati, 1/7/12 (WC) (TD)
22 Matt Schaub to Garrett Graham vs. Cincinnati, 1/5/13 (WC)

PASSING AVERAGE GAIN

AVERAGE GAIN, CAREER (50 ATTEMPTS)
6.24 T.J. Yates, 2011-12
AVERAGE GAIN, SEASON (25 ATTEMPTS)
6.89 Matt Schaub, 2012
6.24 T.J. Yates, 2011
AVERAGE GAIN, SEASON, ROOKIE (25 ATTEMPTS)
6.24 T.J. Yates, 2011
AVERAGE GAIN, GAME (20 ATTEMPTS)
7.95 T.J. Yates vs. Cincinnati 1/7/12 (WC)
6.89 Matt Schaub vs. Cincinnati, 1/5/13 (WC)
5.26 T.J. Yates at Baltimore, 1/15/12 (Div)
AVERAGE GAIN, GAME, OPPONENT (20 ATTEMPTS)
6.52 Joe Flacco at Baltimore, 1/15/12 (Div)
6.12 Andy Dalton vs. Cincinnati 1/7/12 (WC)

PASSING TOUCHDOWNS

CAREER
1 T.J. Yates, 2011-12
SEASON
1 T.J. Yates, 2011
ROOKIE, SEASON
1 T.J. Yates, 2011
GAME
1 T.J. Yates vs. Cincinnati 1/7/12 (WC)
GAME, OPPONENT
2 Joe Flacco at Baltimore, 1/15/12 (Div)

PASSES HAD INTERCEPTED

CAREER
3 T.J. Yates, 2011-12

PASSING

1 Matt Schaub, 2007-12

SEASON
3 T.J. Yates, 2011
1 Matt Schaub, 2012

GAME
3 T.J. Yates at Baltimore, 1/15/12 (Div)
1 Matt Schaub vs. Cincinnati, 1/5/13 (WC)

GAME, OPPONENT
3 Andy Dalton vs. Cincinnati, 1/7/12 (WC)
1 Andy Dalton vs. Cincinnati, 1/5/13 (WC)

CONSECUTIVE PASSES WITHOUT AN INTERCEPTION
26 Matt Schaub vs. Cincinnati, 1/5/13
26 T.J. Yates, 1/7/12 through 1/15/12

ATTEMPTS, NO INTERCEPTIONS, GAME
20 T.J. Yates vs. Cincinnati 1/7/12 (WC)

ATTEMPTS, NO INTERCEPTIONS, GAME, OPPONENT
27 Joe Flacco at Baltimore, 1/15/12 (Div)

TIMES SACKED

CAREER
2 T.J. Yates, 2011-12

SEASON
2 T.J. Yates, 2011

GAME
2 T.J. Yates vs. Cincinnati 1/7/12 (WC)

GAME, OPPONENT
5 Joe Flacco at Baltimore, 1/15/12 (Div)
4 Andy Dalton vs. Cincinnati 1/7/12 (WC)

RECEIVING

RECEPTIONS

CAREER
17 Andre Johnson, 2003-12
16 Arian Foster, 2009-12
13 Owen Daniels, 2006-12
3 Kevin Walter, 2006-12

SEASON
13 Andre Johnson, 2011
9 Owen Daniels, 2012
8 Arian Foster, 2012
8 Arian Foster, 2011

GAME
9 Owen Daniels vs. Cincinnati, 1/5/13 (WC)
8 Arian Foster vs. Cincinnati, 1/5/13 (WC)
8 Andre Johnson at Baltimore, 1/15/12 (Div)

GAME, OPPONENT
6 Brian Leonard vs. Cincinnati 1/7/12 (WC)
5 A.J. Green vs. Cincinnati, 1/5/13 (WC)
5 A.J. Green vs. Cincinnati 1/7/12 (WC)
5 Jermaine Gresham vs. Cincinnati 1/7/12 (WC)

RECEIVING YARDS GAINED

CAREER
263 Andre Johnson, 2003-12
146 Owen Daniels, 2006-12
85 Arian Foster, 2009-12
62 Kevin Walter, 2006-12

SEASON
201 Andre Johnson, 2011
91 Owen Daniels, 2012
62 Andre Johnson, 2012
55 Owen Daniels, 2011
51 Arian Foster, 2011

GAME
111 Andre Johnson at Baltimore, 1/15/12 (Div)
91 Owen Daniels vs. Cincinnati, 1/5/13 (WC)
90 Andre Johnson vs. Cincinnati 1/7/12 (WC)

GAME, OPPONENT
80 A.J. Green vs. Cincinnati, 1/5/13 (WC)
73 Anquan Boldin at Baltimore, 1/15/12 (Div)
47 A.J. Green vs. Cincinnati 1/7/12 (WC)

GAMES, 100 OR MORE YARDS, CAREER
1 Andre Johnson, 2003-12

GAMES, 100 OR MORE YARDS, SEASON
1 Andre Johnson, 2011

LONGEST RECEPTION
40 Andre Johnson vs. Cincinnati 1/7/12 (WC) (TD)
22 Garrett Graham vs. Cincinnati, 1/5/13 (WC)

LONGEST RECEPTION, OPPONENT
45 A.J. Green vs. Cincinnati, 1/5/13 (WC)
36 Ryan Whalen vs. Cincinnati 1/7/12 (WC)

RECEIVING AVERAGE GAIN

AVERAGE GAIN, CAREER (10 RECEPTIONS)
15.5 Andre Johnson, 2003-12

AVERAGE GAIN, SEASON (4 RECEPTIONS)
15.5 Andre Johnson, 2012
15.5 Andre Johnson, 2011
13.8 Owen Daniels, 2011
10.1 Owen Daniels, 2012

AVERAGE GAIN, GAME (3 RECEPTIONS)
18.0 Andre Johnson vs. Cincinnati 1/7/12 (WC) (5-90)
15.5 Andre Johnson vs. Cincinnati, 1/5/13 (WC) (4-62)

RECEIVING TOUCHDOWNS

CAREER
1 Andre Johnson, 2003-12

SEASON
1 Andre Johnson, 2011

GAME
1 Andre Johnson vs. Cincinnati 1/7/12 (WC)

GAME, OPPONENT
1 Anquan Boldin at Baltimore, 1/15/12 (Div)
1 Kris Wilson at Baltimore, 1/15/12 (Div)

PUNTING

PUNTS

CAREER
10 Matt Turk, 2007-11
3 Donnie Jones, 2012

SEASON
10 Matt Turk, 2011
3 Donnie Jones, 2012

GAME
5 Matt Turk vs. Cincinnati 1/7/12 (WC)
5 Matt Turk at Baltimore, 1/15/12 (Div)
3 Donnie Jones vs. Cincinnati, 1/5/13 (WC)

GAME, OPPONENT
9 Sam Koch at Baltimore, 1/15/12 (Div)
5 Kevin Huber vs. Cincinnati, 1/51/13 (WC)

LONGEST PUNT
56 Matt Turk vs. Cincinnati 1/7/12 (WC)
56 Matt Turk vs. Cincinnati 1/7/12 (WC)
51 Matt Turk vs. Cincinnati 1/7/12 (WC)

LONGEST PUNT, OPPONENT
64 Sam Koch at Baltimore, 1/15/12 (Div)
55 Kevin Huber vs. Cincinnati 1/7/12 (WC)
55 Sam Koch at Baltimore, 1/15/12 (Div)

PUNTING

PUNTING AVERAGE YARDAGE

CAREER (10 PUNTS)
45.1 Matt Turk, 2007-11
SEASON (8 PUNTS)
45.1 Matt Turk, 2009
GAME (4 PUNTS)
42.2 Matt Turk vs. Cincinnati 1/7/12 (WC)
40.0 Matt Turk at Baltimore, 1/15/12 (Div)
GAME, OPPONENT (4 PUNTS)
49.3 Sam Koch at Baltimore, 1/15/12 (Div)
46.6 Kevin Huber vs. Cincinnati, 1/5/13 (WC)

PUNTS INSIDE THE 20

CAREER
2 Matt Turk, 2007-11
1 Donnie Jones, 2012
SEASON
2 Matt Turk, 2011
1 Donnie Jones, 2012
GAME
2 Matt Turk vs. Cincinnati 1/7/12 (WC)
1 Donnie Jones vs. Cincinnati, 1/5/13 (WC)
GAME, OPPONENT
3 Kevin Huber vs. Cincinnati, 1/5/13 (WC)
1 Sam Koch at Baltimore, 1/15/12 (Div)
1 Kevin Huber vs. Cincinnati 1/7/12 (WC)

PUNT RETURNS

PUNT RETURNS

CAREER
9 Jacoby Jones, 2007-11
2 Keshawn Martin, 2012
SEASON
9 Jacoby Jones, 2011
2 Keshawn Martin, 2012
GAME
6 Jacoby Jones at Baltimore, 1/15/12 (Div)
3 Jacoby Jones vs. Cincinnati 1/7/12 (WC)
GAME, OPPONENT
3 Brandon Tate vs. Cincinnati 1/7/12 (WC)

FAIR CATCHES

CAREER
3 Keshawn Martin, 2012
SEASON
3 Keshawn Martin, 2012
GAME
3 Keshawn Martin vs. Cincinnati, 1/5/13 (WC)
GAME, OPPONENT
4 Lardarius Webb at Baltimore, 1/15/12 (Div)

PUNT RETURN YARDS GAINED

CAREER
16 Jacoby Jones, 2007-11
14 Keshawn Martin, 2012
SEASON
16 Jacoby Jones, 2011
14 Keshawn Martin, 2012
GAME
14 Keshawn Martin vs. Cincinnati, 1/5/13 (WC)
12 Jacoby Jones vs. Cincinnati 1/7/12 (WC)
GAME, OPPONENT
20 Brandon Tate vs. Cincinnati 1/7/12 (WC)
LONGEST PUNT RETURN
11 Keshawn Martin vs. Cincinnati, 1/5/13 (WC)
9 Jacoby Jones at Baltimore, 1/15/12 (Div)

PUNT RETURN AVERAGE YARDAGE

CAREER (6 RETURNS)
1.8 Jacoby Jones, 2007-11
SEASON (6 RETURNS)
1.8 Jacoby Jones, 2011
GAME (3 RETURNS)
4.0 Jacoby Jones vs. Cincinnati 1/7/12 (WC)
GAME, OPPONENT (3 RETURNS)
6.7 Brandon Tate vs. Cincinnati 1/7/12 (WC)

PUNT RETURN TOUCHDOWNS

CAREER
None
SEASON
None
GAME
None
GAME, OPPONENT
None

BLOCKED PUNTS/KICKS

CAREER
None
SEASON
None
GAME
None
GAME, OPPONENT
None

KICKOFF RETURNS

KICKOFF RETURNS

KICKOFF RETURNS, CAREER
6 Danieal Manning, 2011-12
KICKOFF RETURNS, SEASON
4 Danieal Manning, 2011
2 Danieal Manning, 2012
GAME
4 Danieal Manning at Baltimore, 1/15/12 (Div)
GAME, OPPONENT
4 Adam Jones vs. Cincinnati, 1/5/13 (WC)
1 Four players, last by Brandon Tate vs. Cincinnati, 1/5/13 (WC)

KICKOFF RETURN YARDS GAINED

CAREER
180 Danieal Manning, 2011-12
SEASON
133 Danieal Manning, 2011
47 Danieal Manning, 2012
GAME
133 Danieal Manning at Baltimore, 1/15/12 (Div)
47 Danieal Manning vs. Cincinnati, 1/5/13 (WC)
GAME, OPPONENT
103 Adam Jones vs. Cincinnati, 1/5/13 (WC)
43 Brandon Tate vs. Cincinnati, 1/5/13 (WC)

KICKOFF RETURNS

LONGEST, GAME
60 Danieal Manning at Baltimore, 1/15/12 (Div)
28 Danieal Manning at Baltimore, 1/15/12 (Div)
LONGEST, GAME, OPPONENT
43 Brandon Tate vs. Cincinnati, 1/5/13 (WC)
34 Adam Jones vs. Cincinnati, 1/5/13 (WC)

KICKOFF RETURN AVERAGE YARDAGE

CAREER
30.0 Danieal Manning, 2011-12
SEASON
33.3 Danieal Manning, 2011
23.5 Danieal Manning, 2012
GAME (3 RETURNS)
33.3 Danieal Manning at Baltimore, 1/15/12 (Div)
GAME, OPPONENT (3 RETURNS)
25.8 Adam Jones vs. Cincinnati, 1/5/13 (WC)

KICKOFF RETURN TOUCHDOWNS

CAREER
None
SEASON
None
GAME
None
GAME, OPPONENT
None

TOTAL RETURN YARDS

CAREER
133 Danieal Manning, 2011-12 (p- 0, k- 133, int- 0)
29 J.J. Watt, 2011 (p- 0, k- 0, int- 29)
16 Jacoby Jones, 2007-11 (p- 16, k- 0, int- 0)
SEASON
133 Danieal Manning, 2011 (p- 0, k- 133, int- 0)
29 J.J. Watt, 2011 (p- 0, k- 0, int- 29)
16 Jacoby Jones, 2011 (p- 16, k- 0, int- 0)
SEASON, ROOKIE
29 J.J. Watt, 2011 (p- 0, k- 0, int- 29)
GAME
133 Danieal Manning at Baltimore, 1/15/12 (Div) (k- 133)
29 J.J. Watt vs. Cincinnati, 1/7/12 (WC) (int- 29)
GAME, OPPONENT
42 Brandon Tate vs. Cincinnati, 1/7/12 (WC) (p- 22, k- 20)
26 Lardarius Webb at Baltimore, 1/15/12 (Div) (p- 0, k- 25, int- 1)

SPECIAL TEAMS TOUCHDOWNS

CAREER
None
SEASON
None
GAME
None
GAME, OPPONENT
None

INTERCEPTIONS

INTERCEPTIONS

CAREER
2 Johnathan Joseph, 2011-12
1 J.J. Watt, 2011-12
1 Danieal Manning, 2011-12
SEASON
1 Johnathan Joseph, 2011, 2012
1 J.J. Watt, 2011
1 Danieal Manning, 2011
SEASON, ROOKIE
1 J.J. Watt, 2011
GAME
1 Johnathan Joseph vs. Cincinnati 1/5/13 (WC)
1 J.J. Watt vs. Cincinnati 1/7/12 (WC)
1 Danieal Manning vs. Cincinnati 1/7/12 (WC)
1 Johnathan Joseph vs. Cincinnati 1/7/12 (WC)
GAME, OPPONENT
2 Lardarius Webb at Baltimore, 1/15/12 (Div)
1 Leon Hall vs. Cincinnati, 1/5/13 (WC)
1 Ed Reed at Baltimore, 1/15/12 (Div)

INTERCEPTION YARDS GAINED

GAINED, CAREER
29 J.J. Watt, 2011-12
14 Johnathan Joseph, 2011-12
SEASON
29 J.J. Watt, 2011
14 Johnathan Joseph, 2012
SEASON, ROOKIE
29 J.J. Watt, 2011
GAME
29 J.J. Watt vs. Cincinnati 1/7/12 (WC)
14 Johnathan Joseph vs. Cincinnati, 1/5/13 (WC)
GAME, OPPONENT
21 Leon Hall vs. Cincinnati, 1/5/13 (WC)
1 Lardarius Webb at Baltimore, 1/15/12 (Div)
LONGEST RETURN
29t J.J. Watt vs. Cincinnati 1/7/12 (WC)
14 Johnathan Joseph vs. Cincinnati, 1/5/13 (WC)

INTERCEPTIONS RETURNED FOR TOUCHDOWNS

CAREER
1 J.J. Watt, 2011-12
SEASON
1 J.J. Watt, 2011
GAME
1 J.J. Watt vs. Cincinnati 1/7/12 (WC)
GAME, OPPONENT
1 Leon Hall vs. Cincinnati, 1/5/13 (WC)

SACKS

CAREER
- 4.5 J.J. Watt, 2011-12
- 4.5 Brooks Reed, 2011-12
- 1.0 Earl Mitchell, 2010-12
- 1.0 Antonio Smith, 2009-12

SEASON
- 3.5 J.J. Watt, 2011
- 3.5 Brooks Reed, 2011
- 1.0 J.J. Watt, 2012
- 1.0 Brooks Reed, 2012
- 1.0 Earl Mitchell, 2011
- 1.0 Antonio Smith, 2011

SEASON, ROOKIE
- 3.5 J.J. Watt, 2011
- 3.5 Brooks Reed, 2011

GAME
- 2.5 J.J. Watt at Baltimore, 1/15/12 (Div)
- 2.5 Brooks Reed at Baltimore, 1/15/12 (Div)

GAME, OPPONENT
- 1.0 Geno Atkins vs. Cincinnati 1/7/12 (WC)
- 1.0 Reggie Nelson vs. Cincinnati 1/7/12 (WC)

CONSECUTIVE GAMES, SACK
- 3 J.J. Watt, 1/7/12 – 1/5/13
- 3 Brooks Reed, 1/7/12 – 1/5/13

TACKLES

CAREER
- 19 J.J. Watt, 2011-12
- 19 Brian Cushing, 2009-12
- 17 Danieal Manning, 2011-12
- 16 Brooks Reed, 2011-12

SEASON
- 19 Brian Cushing, 2011
- 16 Danieal Manning, 2011
- 14 J.J. Watt, 2011
- 13 Brooks Reed, 2011

SEASON, ROOKIE
- 14 J.J. Watt, 2011
- 13 Brooks Reed, 2011

GAME
- 12 J.J. Watt at Baltimore, 1/15/12 (Div)
- 11 Brian Cushing at Baltimore, 1/15/12 (Div)
- 9 Danieal Manning at Baltimore, 1/15/12 (Div)

GAME, ROOKIE
- 12 J.J. Watt at Baltimore, 1/15/12 (Div)
- 8 Brooks Reed at Baltimore, 1/15/12 (Div)

SOLO TACKLES, CAREER
- 16 J.J. Watt, 2011-12
- 14 Danieal Manning, 2011-12
- 12 Brooks Reed, 2011-12
- 10 Brian Cushing, 2009-12

SOLO TACKLES, SEASON
- 13 Danieal Manning, 2011
- 11 J.J. Watt, 2011
- 10 Brian Cushing, 2011
- 9 Brooks Reed, 2011

SOLO TACKLES, SEASON, ROOKIE
- 11 J.J. Watt, 2011
- 9 Brooks Reed, 2011

SOLO TACKLES, GAME
- 9 J.J. Watt at Baltimore, 1/15/12 (Div)
- 8 Danieal Manning at Baltimore, 1/15/12 (Div)
- 6 Brooks Reed at Baltimore, 1/15/12 (Div)
- 6 Johnathan Joseph vs. Cincinnati, 1/7/12 (WC)

SOLO TACKLES, GAME, ROOKIE
- 9 J.J. Watt at Baltimore, 1/15/12 (Div)
- 6 Brooks Reed at Baltimore, 1/15/12 (Div)

FUMBLES

FUMBLES

CAREER
- 2 Jacoby Jones, 2007-11
- 1 Arian Foster, 2009-12

SEASON
- 2 Jacoby Jones, 2011
- 1 Arian Foster, 2011

GAME
- 2 Jacoby Jones at Baltimore, 1/15/12 (Div)
- 1 Arian Foster at Baltimore, 1/15/12 (Div)

FUMBLES FORCED

CAREER
- 1 Jesse Nading, 2008-12
- 1 Brooks Reed, 2011-12

SEASON
- 1 Jesse Nading, 2011
- 1 Brooks Reed, 2011

GAME
- 1 Jesse Nading at Baltimore, 1/15/12 (Div)
- 1 Brooks Reed at Baltimore, 1/15/12 (Div)

OWN FUMBLES RECOVERED

CAREER
- 1 Jacoby Jones, 2007-11

SEASON
- 1 Jacoby Jones, 2011

GAME
- 1 Jacoby Jones at Baltimore, 1/15/12 (Div)

OPPONENTS' FUMBLES RECOVERED

CAREER
- None

SEASON
- None

GAME
- None

GAME, OPPONENT
- 1 Jimmy Smith at Baltimore, 1/15/12 (Div)

YARDS RETURNING FUMBLES

CAREER
- None

SEASON
- None

GAME
- None

FUMBLES RETURNED FOR TOUCHDOWNS

CAREER
- None

SEASON
- None

GAME
- None

SCORING

POINTS

CAREER
- 24 Arian Foster, 2009-12
- 14 Neil Rackers, 2010-11
- 13 Shayne Graham, 2012

SEASON
- 18 Arian Foster, 2011
- 14 Neil Rackers, 2011
- 13 Shayne Graham, 2012

POINTS, NO TOUCHDOWNS, SEASON
- 14 Neil Rackers, 2011
- 13 Shayne Graham, 2012

POINTS, NO TOUCHDOWNS, CAREER
- 14 Neil Rackers, 2010-11
- 13 Shayne Graham, 2012

SEASON, ROOKIE
- 6 J.J. Watt, 2011

GAME
- 13 Shayne Graham vs. Cincinnati, 1/5/13 (WC)
- 12 Arian Foster vs. Cincinnati, 1/7/12 (WC)
- 7 Neil Rackers at Baltimore, 1/15/12 (Div)
- 7 Neil Rackers vs. Cincinnati, 1/7/12 (WC)

GAME, OPPONENT
- 8 Billy Cundiff at Baltimore, 1/15/12 (Div)
- 7 Josh Brown vs. Cincinnati, 1/5/13 (WC)

CONSECUTIVE GAMES SCORING
- 3 Arian Foster, 1/7/12 - 1/5/13
- 2 Neil Rackers, 1/7/12 - 1/15/12

TOUCHDOWNS

CAREER
- 4 Arian Foster, 2009-12
- 1 Andre Johnson, 2003-12
- 1 J.J. Watt, 2012

SEASON
- 3 Arian Foster, 2011
- 1 Arian Foster, 2012
- 1 Andre Johnson, 2011
- 1 J.J. Watt, 2011

SEASON, ROOKIE
- 1 J.J. Watt, 2011

GAME
- 2 Arian Foster vs. Cincinnati, 1/7/12 (WC)

GAME, OPPONENT
- 1 Leon Hall vs. Cincinnati, 1/5/13 (WC)
- 1 Cedric Benson vs. Cincinnati, 1/7/12 (WC)
- 1 Anquan Boldin at Baltimore, 1/15/12 (Div)
- 1 Kevin Wilson at Baltimore, 1/15/12 (Div)

GAME, ROOKIE
- 1 J.J. Watt vs. Cincinnati, 1/7/12 (WC)

CONSECUTIVE GAMES SCORING TOUCHDOWNS
- 3 Arian Foster, 1/7/12 - 1/5/13

POINTS AFTER TOUCHDOWNS

ATTEMPTED, CAREER
- 5 Neil Rackers, 2010-11

ATTEMPTED, SEASON
- 5 Neil Rackers, 2011

ATTEMPTED, GAME
- 3 Neil Rackers vs. Cincinnati, 1/7/12 (WC)

ATTEMPTED, GAME, OPPONENT
- 2 Billy Cundiff at Baltimore, 1/15/12 (Div)

CONSECUTIVE POINTS AFTER TOUCHDOWN, CAREER
- 5 Neil Rackers, 2010-11

POINTS AFTER TOUCHDOWN PERCENTAGE, CAREER
- 100.0 Neil Rackers, 2010-11

TWO-POINT CONVERSIONS, CAREER
- None

TWO-POINT CONVERSIONS, SEASON
- None

TWO-POINT CONVERSION, GAME
- None

TWO-POINT CONVERSION, GAME, OPPONENT
- None

FIELD GOALS

ATTEMPTED, CAREER
- 4 Shayne Graham, 2012
- 4 Neil Rackers, 2010-11

ATTEMPTED, SEASON
- 4 Shayne Graham, 2012
- 4 Neil Rackers, 2011

ATTEMPTED, GAME
- 4 Shayne Graham vs. Cincinnati, 1/5/13 (WC)
- 3 Neil Rackers at Baltimore, 1/15/12 (Div)

FIELD GOALS, CAREER
- 4 Shayne Graham, 2012
- 3 Neil Rackers, 2010-11

FIELD GOALS, SEASON
- 4 Shayne Graham, 2012
- 3 Neil Rackers, 2011

FIELD GOALS, GAME
- 4 Shayne Graham vs. Cincinnati, 1/5/13 (WC)
- 2 Neil Rackers at Baltimore, 1/15/12 (Div)

FIELD GOALS, GAME, OPPONENT
- 2 Josh Brown vs. Cincinnati, 1/5/13 (WC)
- 2 Billy Cundiff at Baltimore, 1/15/12 (Div)

FIELD GOALS, ONE QUARTER, GAME
- 2 Shayne Graham, second quarter vs. Cincinnati, 1/5/13 (WC)
- 1 5 times, last by Shayne Graham, fourth quarter vs. Cincinnati, 1/5/13 (WC)

FIELD GOALS, ONE QUARTER, GAME, OPPONENT
- 1 5 times, last by Josh Brown, fourth quarter vs. Cincinnati, 1/5/13 (WC)

CONSECUTIVE GAMES SCORING FIELD GOALS
- 2 Neil Rackers, 1/7/12 – 1/15/12

CONSECUTIVE FIELD GOALS MADE
- 4 Shayne Graham, 1/5/13
- 3 Neil Rackers, 1/7/12 – 1/15/12

LONGEST FIELD GOAL
- 48 Shayne Graham vs. Cincinnati, 1/5/13 (WC)
- 40 Neil Rackers at Baltimore, 1/15/12 (Div)

FIELD GOAL PERCENTAGE, CAREER
- 100.0 Shayne Graham, 2012
- 75.0 Neil Rackers, 2010-11

FIELD GOAL PERCENTAGE, SEASON
- 100.0 Shayne Graham, 2012
- 75.0 Neil Rackers, 2011

MOST FIELD GOALS, NO MISSES, GAME
- 4 Shayne Graham vs. Cincinnati, 1/5/13 (WC)
- 1 Neil Rackers vs. Cincinnati, 1/7/12 (WC)

MOST FIELD GOALS, NO MISSES, GAME, OPPONENT
- 2 Josh Brown vs. Cincinnati, 1/5/13 (WC)
- 2 Billy Cundiff at Baltimore, 1/15/12 (Div)

INDIVIDUAL RECORDS

SCORING, Cont.

MOST FIELD GOALS, 50 OR MORE YARDS, CAREER
None

MOST FIELD GOALS, 50 OR MORE YARDS, SEASON
None

MOST FIELD GOALS, 50 OR MORE YARDS, GAME
None

SAFETIES

CAREER
None

SEASON
None

GAME
None

ALL-TIME LEADERS

RUSHING YARDS

Player	Att.	Yds.	Avg.	Long	TD
1. Arian Foster	83	425	5.1	42t	4
2. Ben Tate	11	38	3.5	9	0
3. Keshawn Martin	1	16	16.0	16	0
4. Matt Schaub	4	1	0.5	1	0

RECEIVING YARDS

Player	Rec.	Yds.	Avg.	Long	TD
1. Andre Johnson	17	263	15.5	40t	1
2. Owen Daniels	13	146	11.2	21	0
3. Arian Foster	16	85	5.3	16	0
4. Kevin Walter	7	62	8.9	19	0

RUSHING-RECEIVING

Player	Rushing	Receiving	Total
1. Arian Foster	425	85	510
2. Andre Johnson	0	263	263
3. Owen Daniels	0	146	146
4. Kevin Walter	0	62	62
4. Ben Tate	38	0	378

PASSING

Player	A	C	Pct.	Yds	TD	INT	Lg	Rtg
1. Matt Schaub	38	29	76.3	262	0	1	22	83.4
2. T.J. Yates	55	28	50.9	343	1	3	40t	53.8

SCORING

Player	TD	PAT	FG	2PT	TP
1. Arian Foster	4	-	-	-	24
2. Neil Rackers	0	5/5	3/4	-	14
3. Shayne Graham	0	1/1	4/4	-	13
4. Andre Johnson	1	-	-	-	6
4. J.J. Watt	1	-	-	-	6

FIELD GOALS

Player	Att.	Made	Pct.	Long
1. Shayne Graham	4	4	100.0	48
2. Neil Rackers	3	4	75.0	40

PUNTING AVERAGE

Player	No.	Yds.	Avg.	In20	Long	Blk
1. Matt Turk	10	451	45.1	2	56	0
2. Donnie Jones	3	126	42.0	1	48	0

INTERCEPTIONS

Player	No.	Yds.	Avg.	Long	TD
1. Johnathan Joseph	2	13	6.5	14	0
2. J.J. Watt	1	29	29.0	29t	1
Danieal Manning	1	0	0.0	0	0

PUNT RETURNS

Player	No.	Yds.	Avg.	Long	TD
1. Jacoby Jones	9	16	1.8	9	0
2. Keshawn Martin	2	14	7.0	11	0

KICKOFF RETURNS

Player	No.	Yds.	Avg.	Long	TD
1. Danieal Manning	6	180	30.0	60	0

COMBINED YARDAGE

Player	Total	Rush	Rec.	INT Ret.	PR/KR	FR
1. Arian Foster	510	425	85	0	0/0	0
2. Andre Johnson	263	0	263	0	0/0	0
3. Danieal Manning	180	0	0	0	0/180	0
4. Owen Daniels	146	0	146	0	0/0	0
5. Kevin Walter	62	0	62	0	0/0	0
6. Ben Tate	38	38	0	0	0/0	0
7. Keshawn Martin	30	16	0	0	14/0	0

WIN-LOSS RECORDS

WIN-LOSS RECORDS

OVERALL

Year	W	L	Pct.
2011	1	1	.500
2012	1	0	1.000
Totals	2	1	.667

HOME

Year	W	L	Pct.
2011	1	0	1.000
2012	1	0	1.000
Totals	2	0	1.000

ROAD

Year	W	L	Pct.
2011	0	1	.000
2012	0	0	.000
Totals	0	1	.000

SCORING

TOUCHDOWNS

MOST, SEASON
5 2011

FEWEST, SEASON
1 2012

MOST, GAME
4 vs. Cincinnati, 1/7/12 (WC)
1 vs. Cincinnati, 1/5/13 (WC)
1 at Baltimore, 1/15/12 (Div)

MOST ALLOWED, SEASON
3 2011

MOST ALLOWED, GAME
2 at Baltimore, 1/15/12 (Div)

FEWEST ALLOWED, SEASON
1 2012

FEWEST ALLOWED, GAME
1 vs. Cincinnati, 1/5/13 (WC)
1 vs. Cincinnati, 1/7/12 (WC)

SCORING

MOST POINTS SCORED, SEASON
44 2011

MOST POINTS SCORED, GAME
31 vs. Cincinnati, 1/7/12 (WC)
19 vs. Cincinnati, 1/5/13 (WC)

FEWEST POINTS SCORED, SEASON
19 2012

FEWEST POINTS SCORED, GAME
13 at Baltimore, 1/15/12 (Div)
19 vs. Cincinnati, 1/5/13 (WC)

MOST POINTS SCORED, SEASON, OPPONENT
30 2011

MOST POINTS SCORED, GAME, OPPONENT
20 at Baltimore, 1/15/12 (Div)
13 vs. Cincinnati, 1/5/13 (WC)

FEWEST POINTS SCORED, SEASON, OPPONENT
13 2012

FEWEST POINTS SCORED, GAME, OPPONENT
10 vs. Cincinnati, 1/7/12 (WC)
13 vs. Cincinnati, 1/5/13 (WC)

MOST POINTS, GAME, BOTH TEAMS
41 Texans 31 vs. Cincinnati 10, 1/7/12 (WC)
33 Texans 13 at Baltimore 20, 1/15/12 (Div)

FEWEST POINTS, GAME, BOTH TEAMS
32 Texans 19 vs. Cincinnati 13, 1/5/13 (WC)
33 Texans 13 at Baltimore 20, 1/15/12 (Div)

MOST POINTS IN FIRST QUARTER
7 vs. Cincinnati, 1/7/12 (WC)
3 vs. Cincinnati, 1/5/13 (WC)
3 at Baltimore, 1/15/12 (Div)

MOST POINTS IN SECOND QUARTER
10 vs. Cincinnati, 1/7/12 (WC)
10 at Baltimore, 1/15/12 (Div)

MOST POINTS IN THIRD QUARTER
7 vs. Cincinnati, 1/5/13 (WC)
7 vs. Cincinnati, 1/7/12 (WC)

MOST POINTS IN FOURTH QUARTER
7 vs. Cincinnati, 1/7/12 (WC)
3 vs. Cincinnati, 1/5/13 (WC)

MOST POINTS IN FIRST QUARTER, OPPONENT
17 at Baltimore, 1/15/12 (Div)
7 vs. Cincinnati, 1/7/12 (WC)

MOST POINTS IN SECOND QUARTER, OPPONENT
7 vs. Cincinnati, 1/5/13 (WC)
3 vs. Cincinnati, 1/7/12 (WC)

MOST POINTS IN THIRD QUARTER, OPPONENT
3 vs. Cincinnati, 1/5/13 (WC)

MOST POINTS IN FOURTH QUARTER, OPPONENT
3 vs. Cincinnati, 1/5/13 (WC)
3 at Baltimore, 1/15/12 (Div)

MOST POINTS IN FIRST QUARTER, BOTH TEAMS
20 Texans 3, Baltimore 17, 1/15/12 (Div)
14 Texans 7, Cincinnati 7, 1/7/12 (WC)

MOST POINTS IN SECOND QUARTER, BOTH TEAMS
13 Texans 6, Cincinnati 7, 1/5/13 (WC)
13 Texans 10, Cincinnati 3, 1/7/12 (WC)
10 Texans 10, Baltimore 0, 1/15/12 (Div)

MOST POINTS IN THIRD QUARTER, BOTH TEAMS
10 Texans 7, Cincinnati 3, 1/5/13 (WC)
7 Texans 7, Cincinnati 0, 1/7/12 (WC)

MOST POINTS IN FOURTH QUARTER, BOTH TEAMS
7 Texans 7, Cincinnati 0, 1/7/12 (WC)
6 Texans 3, Cincinnati 3, 1/5/13 (WC)

CONSECUTIVE GAMES SCORING A TOUCHDOWN
3 1/7/12 through 1/5/13

CONSECUTIVE GAMES SCORING
3 1/7/12 through 1/5/13

CONSECUTIVE QUARTERS HELD SCORELESS
2 3rd and 4th quarter at Baltimore, 1/15/12 (Div)

CONSECUTIVE QUARTERS HELD SCORELESS, OPPONENTS
2 3rd and 4th quarters vs. Cincinnati, 1/7/12 (WC)
2 2nd and 3rd quarters at Baltimore, 1/15/12 (Div)

CONSECUTIVE QUARTERS HELD WITHOUT A TOUCHDOWN, OPPONENTS
3 2nd through 4th quarters at Baltimore, 1/15/12 (Div)
2 3rd and 4th quarters vs. Cincinnati, 1/5/13 (WC)

MOST POINTS BY HALF

FIRST HALF
17 vs. Cincinnati, 1/7/12 (WC)
13 at Baltimore, 1/15/12 (Div)

SECOND HALF
14 vs. Cincinnati, 1/7/12 (WC)
10 vs. Cincinnati, 1/5/13 (WC)

SCORING

MOST POINTS BY HALF, OPPONENT

FIRST HALF
- 17 at Baltimore, 1/15/12 (Div)
- 14 vs. Cincinnati, 1/7/12 (WC)

SECOND HALF
- 6 vs. Cincinnati, 1/5/13 (WC)
- 3 at Baltimore, 1/15/12 (Div)

MOST POINTS BY HALF, BOTH TEAMS

FIRST HALF
- 30 Texans 13, Baltimore 17, 1/15/12 (Div)
- 27 Texans 17, Cincinnati 10, 1/7/12 (WC)

SECOND HALF
- 16 Texans 10, Cincinnati 6, 1/5/13 (WC)
- 14 Texans 14, Cincinnati 0, 1/7/12 (WC)

EXTRA POINTS

SEASON
- 5 2011
- 1 2012

GAME
- 4 vs. Cincinnati, 1/7/12 (WC)
- 1 vs. Cincinnati, 1/5/13 (WC)
- 1 at Baltimore, 1/15/12 (Div)

SEASON, OPPONENT
- 3 2011
- 1 2012

GAME, OPPONENT
- 2 at Baltimore, 1/15/12 (Div)
- 1 vs. Cincinnati, 1/5/13 (WC)
- 1 vs. Cincinnati, 1/7/12 (WC)

TWO-POINT CONVERSIONS

SEASON
- None

GAME
- None

DEFENSIVE TOUCHDOWNS

SEASON
- 1 2011

GAME
- 1 vs. Cincinnati, 1/7/12 (WC)

GAME, OPPONENT
- 1 vs. Cincinnati, 1/5/13 (WC)

SCORING MARGIN

MARGIN OF VICTORY
- 21 vs. Cincinnati, 1/7/12 (WC)
- 6 vs. Cincinnati, 1/5/13 (WC)

MARGIN OF DEFEAT
- 7 at Baltimore, 1/15/12 (Div)

COMEBACK VICTORIES (POINTS BEHIND)
- 7 vs. Cincinnati, 1/7/12 (WC), down 7-0, 31-10 final
- 1 vs. Cincinnati, 1/5/13 (WC), down 7-6, 19-13 final

LARGEST DEFICIT OVERCOME
- 7 vs. Cincinnati, 1/7/12 (WC), down 7-0, 31-10 final
- 1 vs. Cincinnati, 1/5/13 (WC), down 7-6, 19-13 final

LARGEST LEAD BEFORE OPPONENT SCORES
- 6 vs. Cincinnati, 1/5/13 (WC)

SCORING DRIVES

LONGEST SCORING DRIVE (NET YARDS)
- 91 at Baltimore, 1/15/12 (Div), 12 plays, TD
- 83 vs. Cincinnati, 1/7/12 (WC), 9 plays, TD
- 76 vs. Cincinnati, 1/5/13 (WC), 13 plays, FG

LONGEST SCORING DRIVE (PLAYS)
- 13 vs. Cincinnati, 1/5/13 (WC), 76 yards, FG
- 13 vs. Cincinnati, 1/7/12 (WC), 59 yards, FG
- 12 at Baltimore, 1/15/12 (Div), 91 yards, TD
- 12 vs. Cincinnati, 1/5/13 (WC), 60 yards, FG

LONGEST SCORING DRIVE (TIME)
- 7:05 vs. Cincinnati, 1/5/13 (WC), 12 plays, 60 yards, FG
- 7:11 vs. Cincinnati, 1/5/13 (WC), 13 plays, 76 yards, FG
- 5:49 at Baltimore, 1/15/12 (Div), 12 plays, 91 yards, TD

SHORTEST SCORING DRIVE (YARDS)
- 20 vs. Cincinnati, 1/5/13 (WC), 8 plays, FG
- 20 at Baltimore, 1/15/12 (Div), 5 plays, FG

SHORTEST SCORING DRIVE (PLAYS)
- 3 vs. Cincinnati, 1/7/12 (WC), 45 yards, TD
- 5 at Baltimore, 1/15/12 (Div), 20 yards, FG

SHORTEST SCORING DRIVE (TIME)
- 1:46 vs. Cincinnati, 1/7/12 (WC), 3 plays, 45 yards, TD
- 2:36 at Baltimore, 1/15/12 (Div), 5 plays, 20 yards, FG

TOTAL OFFENSE

MOST NET YARDS GAINED, SEASON
- 655 2011

MOST NET YARDS GAINED, GAME
- 420 vs. Cincinnati, 1/5/13 (WC)
- 340 vs. Cincinnati, 1/7/12 (WC)

FEWEST NET YARDS GAINED, SEASON
- 420 2012

FEWEST NET YARDS GAINED, GAME
- 315 at Baltimore, 1/15/12 (Div)
- 340 vs. Cincinnati, 1/7/12 (WC)

MOST NET YARDS ALLOWED, SEASON
- 527 2011

MOST NET YARDS ALLOWED, GAME
- 300 vs. Cincinnati, 1/7/12 (WC)
- 227 at Baltimore, 1/15/12 (Div)

FEWEST NET YARDS ALLOWED, SEASON
- 198 2012

FEWEST NET YARDS ALLOWED, GAME
- 198 vs. Cincinnati, 1/5/13 (WC)
- 227 at Baltimore, 1/15/12 (Div)

MOST NET YARDS GAINED, SEASON, BOTH TEAMS
- 1,182 2011

MOST NET YARDS GAINED, GAME, BOTH TEAMS
- 640 Texans 340 vs. Cincinnati 300, 1/7/12 (WC)
- 618 Texans 420 vs. Cincinnati 198, 1/5/13 (WC)

FEWEST NET YARDS GAINED, SEASON, BOTH TEAMS
- 618 2012

FEWEST NET YARDS GAINED, GAME, BOTH TEAMS
- 542 Texans 315 at Baltimore 227, 1/15/12 (Div)
- 618 Texans 420 vs. Cincinnati 198, 1/5/13 (WC)

MOST NET YARDS GAINED, FIRST HALF
- 250 vs. Cincinnati, 1/5/13 (WC)
- 181 at Baltimore, 1/15/12 (Div)

MOST NET YARDS GAINED, SECOND HALF
- 184 vs. Cincinnati, 1/7/12 (WC)
- 170 vs. Cincinnati, 1/5/13 (WC)

FEWEST NET YARDS GAINED, FIRST HALF
- 156 vs. Cincinnati, 1/7/12 (WC)
- 181 at Baltimore, 1/15/12 (Div)

TOTAL OFFENSE, Cont.

FEWEST NET YARDS GAINED, SECOND HALF
119 at Baltimore, 1/15/12 (Div)
170 vs. Cincinnati, 1/5/13 (WC)
MOST NET YARDS ALLOWED, FIRST HALF
156 vs. Cincinnati, 1/7/12 (WC)
118 at Baltimore, 1/15/12 (Div)
MOST NET YARDS ALLOWED, SECOND HALF
145 vs. Cincinnati, 1/5/13 (WC)
144 vs. Cincinnati, 1/7/12 (WC)
FEWEST NET YARDS ALLOWED, FIRST HALF
53 vs. Cincinnati,1/5/13 (WC)
118 at Baltimore, 1/15/12 (Div)
FEWEST NET YARDS ALLOWED, SECOND HALF
109 at Baltimore, 1/15/12 (Div)
144 vs. Cincinnati, 1/7/12 (WC)
MOST NET YARDS GAINED, FIRST QUARTER
112 vs. Cincinnati, 1/5/13 (WC)
93 vs. Cincinnati, 1/7/12 (WC)
MOST NET YARDS GAINED, SECOND QUARTER
138 vs. Cincinnati, 1/5/13 (WC)
131 at Baltimore, 1/15/12 (Div)
MOST NET YARDS GAINED, THIRD QUARTER
101 vs. Cincinnati, 1/5/13 (WC)
93 vs. Cincinnati, 1/7/12 (WC)
MOST NET YARDS GAINED, FOURTH QUARTER
91 vs. Cincinnati, 1/7/12 (WC)
77 at Baltimore, 1/15/12 (Div)
FEWEST NET YARDS GAINED, FIRST QUARTER
50 at Baltimore, 1/15/12 (Div)
93 vs. Cincinnati, 1/7/12 (WC)
FEWEST NET YARDS GAINED, SECOND QUARTER
63 vs. Cincinnati, 1/7/12 (WC)
131 at Baltimore, 1/15/12 (Div)
FEWEST NET YARDS GAINED, THIRD QUARTER
57 at Baltimore, 1/15/12 (Div)
93 vs. Cincinnati, 1/7/12 (WC)
FEWEST NET YARDS GAINED, FOURTH QUARTER
77 at Baltimore, 1/15/12 (Div)
69 vs. Cincinnati, 1/5/13 (WC)
MOST NET YARDS ALLOWED, FIRST QUARTER
71 at Baltimore, 1/15/12 (Div)
69 vs. Cincinnati, 1/7/12 (WC)
MOST NET YARDS ALLOWED, SECOND QUARTER
87 vs. Cincinnati, 1/7/12 (WC)
47 at Baltimore, 1/15/12 (Div)
MOST NET YARDS ALLOWED, THIRD QUARTER
71 vs. Cincinnati, 1/5/13 (WC)
65 at Baltimore, 1/15/12 (Div)
MOST NET YARDS ALLOWED, FOURTH QUARTER
80 vs. Cincinnati, 1/7/12 (WC)
74 vs. Cincinnati, 1/5/13 (WC)
FEWEST NET YARDS ALLOWED, FIRST QUARTER
19 vs. Cincinnati, 1/5/13 (WC)
69 vs. Cincinnati, 1/7/12 (WC)
FEWEST NET YARDS ALLOWED, SECOND QUARTER
34 vs. Cincinnati, 1/5/13 (WC)
47 at Baltimore, 1/15/12 (Div)
FEWEST NET YARDS ALLOWED, THIRD QUARTER
64 vs. Cincinnati, 1/7/12 (WC)
65 at Baltimore, 1/15/12 (Div)
FEWEST NET YARDS ALLOWED, FOURTH QUARTER
44 at Baltimore, 1/15/12 (Div)
74 vs. Cincinnati, 1/5/13 (WC)

RUSHING

RUSHING YARDS

SEASON
319 2011
GAME
188 vs. Cincinnati, 1/7/12 (WC)
158 vs. Cincinnati, 1/5/13 (WC)
FEWEST, SEASON
158 2012
FEWEST, GAME
131 at Baltimore, 1/15/12 (Div)
158 vs. Cincinnati, 1/5/13 (WC)
ALLOWED, SEASON
163 2011
ALLOWED, GAME
87 at Baltimore, 1/15/12 (Div)
80 vs. Cincinnati, 1/5/13 (WC)
FEWEST ALLOWED, SEASON
80 2012
FEWEST ALLOWED, GAME
76 vs. Cincinnati, 1/7/12 (WC)
80 vs. Cincinnati, 1/5/13 (WC)
SEASON, BOTH TEAMS
482 2011
GAME, BOTH TEAMS
264 Texans 188 vs. Cincinnati 76, 1/7/12 (WC)
238 Texans 158 vs. Cincinnati 80, 1/5/13 (WC)
FEWEST, SEASON, BOTH TEAMS
238 2012
FEWEST, GAME, BOTH TEAMS
218 Texans 131 at Baltimore 87, 1/15/12 (Div)
238 Texans 158 vs. Cincinnati 80, 1/5/13 (WC)

ATTEMPTS

SEASON
63 2011
GAME
39 vs. Cincinnati, 1/5/13 (WC)
35 vs. Cincinnati, 1/7/12 (WC)
FEWEST, SEASON
39 2012
FEWEST, GAME
28 at Baltimore, 1/15/12 (Div)
35 vs. Cincinnati, 1/7/12 (WC)
SEASON, OPPONENT
50 2011
GAME, OPPONENT
31 at Baltimore, 1/15/12 (Div)
19 vs. Cincinnati, 1/7/12 (WC)
FEWEST, SEASON, OPPONENT
16 2012
FEWEST, GAME, OPPONENT
16 vs. Cincinnati, 1/5/13 (WC)
19 vs. Cincinnati, 1/7/12 (WC)

RUSHING AVERAGE

SEASON
5.1 2011
GAME
5.4 vs. Cincinnati, 1/7/12 (WC)
4.1 vs. Cincinnati, 1/5/13 (WC)
LOWEST, SEASON
4.1 2012

RUSHING, Cont.

LOWEST, GAME
4.1 vs. Cincinnati, 1/5/13 (WC)
4.7 at Baltimore, 1/15/12 (Div)
SEASON, OPPONENT
5.0 2012
GAME, OPPONENT
5.0 vs. Cincinnati, 1/5/13 (WC)
4.0 vs. Cincinnati, 1/7/12 (WC)
LOWEST, SEASON, OPPONENT
3.3 2011
LOWEST, GAME, OPPONENT
2.8 at Baltimore, 1/15/12 (Div)
4.0 vs. Cincinnati, 1/7/12 (WC)

RUSHING TOUCHDOWNS

SEASON
3 2011
GAME
2 vs. Cincinnati, 1/7/12 (WC)
1 vs. Cincinnati, 1/5/13 (WC)
1 at Baltimore, 1/15/12 (Div)
SEASON, OPPONENT
1 2011
GAME, OPPONENT
1 vs. Cincinnati, 1/7/12 (WC)

100-YARD RUSHING GAMES BY AN INDIVIDUAL

SEASON
2 2011
1 2012
SEASON, OPPONENT
None

CONSECUTIVE GAMES WITH A RUSHING TOUCHDOWN

TEXANS
3 vs. Cincinnati, 1/7/12 (WC) through vs. Cincinnati, 1/5/13 (WC)
OPPONENT
None

PASSING

NET YARDS PASSING

MOST, SEASON
336 2011
MOST, GAME
262 vs. Cincinnati, 1/5/13 (WC)
184 at Baltimore, 1/15/12 (Div)
FEWEST, SEASON
262 2012
FEWEST, GAME
152 vs. Cincinnati, 1/7/12 (WC)
184 at Baltimore, 1/15/12 (Div)
MOST ALLOWED, SEASON
364 2011
MOST ALLOWED, GAME
224 vs. Cincinnati, 1/7/12 (WC)
140 at Baltimore, 1/15/12 (Div)
FEWEST ALLOWED, SEASON
118 2012
FEWEST ALLOWED, GAME
118 vs. Cincinnati, 1/5/13 (WC)
140 at Baltimore, 1/15/12 (Div)
MOST, SEASON, BOTH TEAMS
700 2011
MOST, GAME, BOTH TEAMS
380 Texans 262 vs. Cincinnati 118, 1/5/13 (WC)
376 Texans 152 vs. Cincinnati 224, 1/7/12 (WC)
FEWEST, SEASON, BOTH TEAMS
380 2012
FEWEST, GAME, BOTH TEAMS
324 Texans 184 at Baltimore 140, 1/15/12 (Div)
376 Texans 152 vs. Cincinnati 224, 1/7/12 (WC)

GROSS YARDS PASSING

MOST, SEASON
343 2011
MOST, GAME
262 vs. Ciincinnati, 1/5/13 (WC)
184 at Baltimore, 1/15/12 (Div)
FEWEST, SEASON
262 2012
FEWEST, GAME
159 vs. Cincinnati, 1/7/12 (WC)
184 at Baltimore, 1/15/12 (Div)
MOST ALLOWED, SEASON
433 2011
MOST ALLOWED, GAME
257 vs. Cincinnati, 1/7/12 (WC)
176 at Baltimore, 1/15/12 (Div)
FEWEST ALLOWED, SEASON
127 2012
FEWEST ALLOWED, GAME
127 vs. Cincinnati, 1/5/13 (WC)
176 at Baltimore, 1/15/12 (Div)

PASS ATTEMPTS

MOST, SEASON
55 2011
MOST, GAME
38 vs. Cincinnati, 1/5/13 (WC)
35 at Baltimore, 1/15/12 (Div)
FEWEST, SEASON
38 2012
FEWEST, GAME
20 vs. Cincinnati, 1/7/12 (WC)
35 at Baltimore, 1/15/12 (Div)
MOST, SEASON, OPPONENT
69 2011
MOST, GAME, OPPONENT
42 vs. Cincinnati, 1/7/12 (WC)
30 vs. Cincinnati, 1/5/13 (WC)
FEWEST, SEASON, OPPONENT
30 2012
FEWEST, GAME, OPPONENT
27 at Baltimore, 1/15/12 (Div)
30 vs. Cincinnati, 1/5/13 (WC)

PASSING, Cont.

PASS COMPLETIONS

MOST, SEASON
29 2012

MOST, GAME
29 vs. Cincinnati, 1/5/13 (WC)
17 at Baltimore, 1/15/12 (Div)

FEWEST, SEASON
28 2011

FEWEST, GAME
11 vs. Cincinnati, 1/7/12 (WC)
17 at Baltimore, 1/15/12 (Div)

MOST, SEASON, OPPONENT
41 2011

MOST, GAME, OPPONENT
27 vs. Cincinnati, 1/7/12 (WC)
14 vs. Cincinnati, 1/5/13 (WC)
14 at Baltimore, 1/15/12 (Div)

FEWEST, SEASON, OPPONENT
14 2012

FEWEST, GAME, OPPONENT
14 vs. Cincinnati, 1/5/13 (WC)
14 at Baltimore, 1/15/12 (Div)
27 vs. Cincinnati, 1/7/12 (WC)

TOUCHDOWN PASSES

MOST, SEASON
1 2011

MOST, GAME
1 vs. Cincinnati, 1/7/12 (WC)

MOST, SEASON, OPPONENT
2 2011

MOST, GAME, OPPONENT
2 at Baltimore, 1/15/12 (Div)

CONSECUTIVE GAMES WITH A PASSING TOUCHDOWN

TEXANS
None

OPPONENT
None

FIRST DOWNS

MOST, SEASON
35 2011

MOST, GAME
24 vs. Cincinnati, 1/5/13 (WC)
19 vs. Cincinnati, 1/7/12 (WC)

FEWEST, SEASON
24 2012

FEWEST, GAME
16 at Baltimore, 1/15/12 (Div)
19 vs. Cincinnati, 1/7/12 (WC)

MOST ALLOWED, SEASON
32 2011

MOST ALLOWED, GAME
21 vs. Cincinnati, 1/7/12 (WC)
12 vs. Cincinnati, 1/5/13 (WC)

FEWEST ALLOWED, SEASON
12 2012

FEWEST ALLOWED, GAME
11 at Baltimore, 1/15/12 (Div)
12 vs. Cincinnati, 1/5/13 (WC)

MOST, SEASON, BOTH TEAMS
67 2011

MOST, GAME, BOTH TEAMS
40 Texans 19 vs. Cincinnati 21, 1/7/12 (WC)
36 Texans 24 vs. Cincinnati 12, 1/5/13 (WC)

FEWEST, SEASON, BOTH TEAMS
36 2012

FEWEST, GAME, BOTH TEAMS
27 Texans 16 at Baltimore 11, 1/15/12 (Div)
36 Texans 24 vs. Cincinnati 12, 1/5/13 (WC)

RUSHING FIRST DOWNS

MOST, SEASON
14 2011

MOST, GAME
9 vs. Cincinnati, 1/7/12 (WC)
8 vs. Cincinnati, 1/5/13 (WC)

FEWEST, SEASON
8 vs. Cincinnati, 1/5/13 (WC)

FEWEST, GAME
5 at Baltimore, 1/15/12 (Div)
8 vs. Cincinnati, 1/5/13 (WC)

MOST, SEASON, OPPONENT
10 2011

MOST, GAME, OPPONENT
8 vs. Cincinnati, 1/7/12 (WC)
5 vs. Cincinnati, 1/5/13 (WC)

FEWEST, SEASON, OPPONENT
5 2012

FEWEST, GAME, OPPONENT
2 at Baltimore, 1/15/12 (Div)
5 vs. Cincinnati, 1/5/13 (WC)

PASSING FIRST DOWNS

MOST, SEASON
20 2011

MOST, GAME
13 vs. Cincinnati, 1/5/13 (WC)
11 at Baltimore, 1/15/12 (Div)

FEWEST, SEASON
13 2012

FEWEST, GAME
9 vs. Cincinnati, 1/7/12 (WC)
11 at Baltimore, 1/15/12 (Div)

MOST, SEASON, OPPONENT
20 2011

MOST, GAME, OPPONENT
11 vs. Cincinnati, 1/7/12 (WC)
9 at Baltimore, 1/15/12 (Div)

FEWEST, SEASON, OPPONENT
5 2012

FEWEST, GAME, OPPONENT
5 vs. Cincinnati, 1/5/13 (WC)
9 at Baltimore, 1/15/12 (Div)

FIRST DOWNS BY PENALTY

MOST, SEASON
3 2012

MOST, GAME
3 vs. Cincinnati, 1/5/13 (WC)
1 vs. Cincinnati, 1/7/12 (WC)

FEWEST, SEASON
1 2011

FIRST DOWNS, Cont.

FEWEST, GAME
0 at Baltimore, 1/15/12 (Div)
MOST, SEASON, OPPONENT
2 2011, 2012
MOST, GAME, OPPONENT
2 vs. Cincinnati, 1/5/13 (WC)
2 vs. Cincinnati, 1/7/12 (WC)
FEWEST, SEASON, OPPONENT
2 2011, 2012
FEWEST, GAME, OPPONENT
0 at Baltimore, 1/15/12 (Div)

FIELD GOALS

MOST, SEASON
4 2012
FEWEST, SEASON
3 2011
MOST ATTEMPTED, SEASON
4 2011, 2012
FEWEST ATTEMPTED, SEASON
4 2011, 2012
MOST ATTEMPTED, GAME
4 vs. Cincinnati, 1/5/13 (WC)
3 at Baltimore, 1/15/12 (Div)
MOST CONVERTED, GAME
4 vs. Cincinnati, 1/5/13 (WC)
2 at Baltimore, 1/15/12 (Div)
CONSECUTIVE GAMES SCORING FIELD GOALS
3 1/7/11 – 1/5/13
MOST FIELD GOALS MADE, SEASON, OPPONENT
3 2011
FEWEST FIELD GOALS MADE, SEASON, OPPONENT
2 2012
MOST FIELD GOALS ATTEMPTED, SEASON, OPPONENT
4 2011
FEWEST FIELD GOALS ATTEMPTED, SEASON, OPPONENT
2 2012
MOST FIELD GOALS ATTEMPTED, GAME, OPPONENT
2 vs. Cincinnati, 1/5/13 (WC)
2 vs. Cincinnati, 1/7/12 (WC)
2 at Baltimore, 1/15/12 (Div)
MOST FIELD GOALS CONVERTED, GAME, OPPONENT
2 vs. Cincinnati, 1/5/13 (WC)
2 at Baltimore, 1/15/12 (Div)
MOST FIELD GOALS CONVERTED, GAME, BOTH TEAMS
6 Texans 4 vs. Cincinnati 2, 1/5/13 (WC)
4 Texans 2 at Baltimore 2, 1/15/12 (Div)

PUNTING

MOST, SEASON
10 2011
MOST, GAME
5 vs. Cincinnati, 1/7/12 (WC)
5 at Baltimore, 1/15/12 (Div)
3 vs. Cincinnati, 1/5/13 (WC)
FEWEST, SEASON
3 2012
FEWEST, GAME
3 vs. Cincinnati, 1/5/13 (WC)
5 at Baltimore, 1/15/12 (Div)
5 vs. Cincinnati, 1/7/12 (WC)
MOST YARDS, SEASON
451 2011
MOST YARDS, GAME
251 vs. Cincinnati, 1/7/12 (WC)
200 at Baltimore, 1/15/12 (Div)
FEWEST YARDS, SEASON
126 2012
FEWEST YARDS, GAME
126 vs. Cincinnati, 1/5/13 (WC)
200 at Baltimore, 1/15/12 (Div)
MOST PUNTS, SEASON, OPPONENT
12 2011
MOST PUNTS, GAME, OPPONENT
9 at Baltimore, 1/15/12 (Div)
5 vs. Cincinnati, 1/5/13 (WC)
FEWEST PUNTS, SEASON, OPPONENT
5 2012
FEWEST PUNTS, GAME, OPPONENT
3 vs. Cincinnati, 1/7/12 (WC)
5 vs. Cincinnati, 1/5/13 (WC)
MOST YARDS, SEASON, OPPONENT
589 2011
MOST YARDS, GAME, OPPONENT
444 at Baltimore, 1/15/12 (Div)
233 vs. Cincinnati, 1/5/13 (WC)
FEWEST PUNTING YARDS, SEASON, OPPONENT
233 2012
FEWEST PUNTING YARDS, GAME, OPPONENT
145 vs. Cincinnati, 1/7/12 (WC)
233 vs. Cincinnati, 1/5/13 (WC)
MOST PUNTS, SEASON, BOTH TEAMS
22 2011
MOST PUNTS, GAME, BOTH TEAMS
14 Texans 5 at Baltimore 9, 1/15/12 (Div)
8 Texans 3 vs. Cincinnati 5, 1/5/13 (WC)
8 Texans 5 vs. Cincinnati 3, 1/7/12 (WC)
FEWEST PUNTS, SEASON, BOTH TEAMS
8 2012
FEWEST PUNTS, GAME, BOTH TEAMS
8 Texans 3 vs. Cincinnati 5, 1/5/13 (WC)
8 Texans 5 vs. Cincinnati 3, 1/7/12 (WC)
14 Texans 5 at Baltimore 9, 1/15/12 (Div)
HIGHEST PUNTING AVERAGE, SEASON
45.1 2011, 10 punts
LOWEST PUNTING AVERAGE, SEASON
42.0 2012, 3 punts
HIGHEST PUNTING AVERAGE, GAME (MINIMUM 4 PUNTS)
50.2 vs. Cincinnati, 1/7/12 (WC), 5 punts
40.0 at Baltimore, 1/15/12 (Div), 5 punts
HIGHEST PUNTING AVERAGE, SEASON, OPPONENT
49.1 2011, 12 punts
HIGHEST PUNTING AVERAGE, GAME, OPPONENT (MINIMUM 4 PUNTS)
49.3 at Baltimore, 1/15/12 (Div), 9 punts
46.6 vs. Cincinnati, 1/5/13 (WC), 5 punts
LOWEST PUNTING AVERAGE, SEASON, OPPONENT
46.6 2012, 5 punts
LOWEST PUNTING AVERAGE, GAME, OPPONENT (MINIMUM 4 PUNTS)
46.6 vs. Cincinnati, 1/5/13 (WC), 5 punts
49.3 at Baltimore, 1/15/12 (Div), 9 punts

PUNT RETURNS

MOST, SEASON
9 2011
MOST, GAME
6 at Baltimore, 1/15/12 (Div)
3 vs. Cincinnati, 1/7/12 (WC)
FEWEST, SEASON
2 2012
FEWEST, GAME
2 vs. Cincinnati, 1/5/13 (WC)
3 vs. Cincinnati, 1/7/12 (WC)
MOST YARDS, SEASON
16 2011
MOST YARDS, GAME
14 vs. Cincinnati, 1/51/13 (WC)
12 vs. Cincinnati, 1/7/12 (WC)
FEWEST YARDS, SEASON
14 2012
FEWEST YARDS, GAME
4 at Baltimore, 1/15/12 (Div)
12 vs. Cincinnati, 1/7/12 (WC)
HIGHEST AVERAGE, SEASON
7.0 2012
HIGHEST AVERAGE, GAME (MINIMUM 4 RETURNS)
0.7 at Baltimore, 1/15/12 (Div)
LOWEST AVERAGE, SEASON
1.8 2011
LOWEST AVERAGE, GAME (MINIMUM 4 RETURNS)
0.7 at Baltimore, 1/15/12 (Div)
MOST RETURNS, SEASON, OPPONENT
3 2011, 2012
MOST RETURNS, GAME, OPPONENT
3 vs. Cincinnati, 1/5/13 (WC)
3 vs. Cincinnati, 1/7/12 (WC)
FEWEST PUNT RETURNS, SEASON, OPPONENT
3 2011, 2012
FEWEST PUNT RETURNS, GAME, OPPONENT
0 at Baltimore, 1/15/12 (Div)
MOST PUNT RETURN YARDS, SEASON, OPPONENT
20 2011
MOST PUNT RETURN YARDS, GAME, OPPONENT
20 vs. Cincinnati, 1/7/12 (WC)
12 vs. Cincinnati, 1/5/13 (WC)
FEWEST PUNT RETURN YARDS, SEASON, OPPONENT
12 2012
FEWEST PUNT RETURN YARDS, GAME, OPPONENT
0 at Baltimore, 1/15/12 (Div)
12 vs. Cincinnati, 1/5/13 (WC)
HIGHEST PUNT RETURN AVERAGE, SEASON, OPPONENT
6.7 2011
HIGHEST PUNT RETURN AVERAGE, GAME , OPPONENT (MINIMUM 4 RETURNS)
None
LOWEST PUNT RETURN AVERAGE, SEASON, OPPONENT
4.0 2012
LOWEST PUNT RETURN AVERAGE, GAME, OPPONENT (MINIMUM 4 RETURNS)
None
MOST TOUCHDOWNS, PUNT RETURNS
None
MOST TOUCHDOWNS, PUNT RETURNS, OPPONENT
Non

KICKOFF RETURNS

MOST, SEASON
4 2011
MOST, GAME
4 at Baltimore, 1/15/12 (Div)
2 vs. Cincinnati, 1/5/13 (WC)
FEWEST, SEASON
2 2012
FEWEST, GAME
0 vs. Cincinnati, 1/7/12 (WC)
2 vs. Cincinnati, 1/5/13 (WC)
MOST YARDS, SEASON
133 2011
MOST YARDS, GAME
133 at Baltimore, 1/15/12 (Div)
47 vs. Cincinnati, 1/5/13 (WC)
FEWEST YARDS, SEASON
47 2012
FEWEST YARDS, GAME
0 vs. Cincinnati, 1/7/12 (WC)
47 vs. Cincinnati, 1/5/13 (WC)
HIGHEST AVERAGE, SEASON
33.3 2011
HIGHEST AVERAGE, GAME (MINIMUM 4 RETURNS)
33.3 at Baltimore, 1/15/12 (Div)
LOWEST AVERAGE, SEASON
23.5 2012
LOWEST AVERAGE, GAME (MINIMUM 4 RETURNS)
33.3 at Baltimore, 1/15/12 (Div)
MOST RETURNS, SEASON, OPPONENT
6 2012
MOST RETURNS, GAME, OPPONENT
6 vs. Cincinnati, 1/5/13 (WC)
1 vs. Cincinnati, 1/7/12 (WC)
1 at Baltimore, 1/15/12 (Div)
FEWEST RETURNS, SEASON, OPPONENT
2 2011
FEWEST RETURNS, GAME, OPPONENT
1 vs. Cincinnati, 1/7/12 (WC)
1 at Baltimore, 1/15/12 (Div)
6 vs. Cincinnati, 1/5/13 (WC)
MOST RETURN YARDS, SEASON, OPPONENT
156 2012
MOST RETURN YARDS, GAME, OPPONENT
156 vs. Cincinnati, 1/5/13 (WC)
25 at Baltimore, 1/15/12 (Div)
FEWEST RETURN YARDS, SEASON, OPPONENT
47 2011
FEWEST RETURN YARDS, GAME, OPPONENT
22 vs. Cincinnati, 1/7/12 (WC)
25 at Baltimore, 1/15/12 (Div)
HIGHEST RETURN AVERAGE, SEASON, OPPONENT
26.0 2012
HIGHEST RETURN AVERAGE, GAME, OPPONENT (MINIMUM 4 RETURNS)
26.0 vs. Cincinnati, 1/5/13 (WC) (6-156)
LOWEST RETURN AVERAGE, SEASON, OPPONENT
23.5 2011
LOWEST RETURN AVERAGE, GAME, OPPONENT (MINIMUM 4 RETURNS)
26.0 vs. Cincinnati, 1/5/13 (WC) (6-156)
MOST TOUCHDOWNS, KICKOFF RETURNS, SEASON
None
MOST TOUCHDOWNS, KICKOFF RETURNS, GAME
None

MOST TOUCHDOWNS, KICKOFF RETURNS, SEASON, OPPONENT
None
MOST TOUCHDOWNS, KICKOFF RETURNS, GAME, OPPONENT
None

FUMBLES

MOST FUMBLES, SEASON
3 2011
MOST FUMBLES, GAME
3 at Baltimore, 1/15/12 (Div)
MOST FUMBLES LOST, SEASON
1 2011
MOST FUMBLES LOST, GAME
1 at Baltimore, 1/15/12 (Div)
MOST TOUCHDOWNS, FUMBLE RECOVERY, SEASON
None
MOST TOUCHDOWNS, FUMBLE RECOVERY, GAME
None
MOST FUMBLES, SEASON, OPPONENT
4 2011
MOST FUMBLES, GAME, OPPONENT
3 at Baltimore, 1/15/12 (Div)
MOST FUMBLES LOST, SEASON, OPPONENT
None

INTERCEPTIONS

MOST INTERCEPTIONS THROWN, SEASON
3 2011
MOST INTERCEPTIONS THROWN, GAME
3 at Baltimore, 1/15/12 (Div)
1 vs. Cincinnati, 1/5/13 (WC)
FEWEST INTERCEPTIONS THROWN, SEASON
1 2012
FEWEST INTERCEPTIONS THROWN, GAME
0 vs. Cincinnati, 1/7/12 (WC)
1 vs. Cincinnati, 1/5/13 (WC)
MOST INTERCEPTIONS THROWN, SEASON, OPPONENT
3 2011
MOST INTERCEPTIONS THROWN, GAME, OPPONENT
3 vs. Cincinnati, 1/7/12 (WC)
1 vs. Cincinnati, 1/5/13 (WC)
FEWEST INTERCEPTIONS THROWN, SEASON, OPPONENT
1 2012
FEWEST INTERCEPTIONS THROWN, GAME, OPPONENT
0 at Baltimore, 1/15/12 (Div)
1 vs. Cincinnati, 1/5/13 (WC)
MOST INTERCEPTION RETURN YARDS, SEASON
28 2011
MOST INTERCEPTION RETURN YARDS, GAME
28 vs. Cincinnati, 1/7/12 (WC)
14 vs. Cincinnati, 1/5/13 (WC)
INTERCEPTIONS RETURNED FOR TOUCHDOWNS, SEASON
1 2011
INTERCEPTIONS RETURNED FOR TOUCHDOWNS, GAME
1 vs. Cincinnati, 1/7/12 (WC)
INTERCEPTIONS RETURNED FOR TOUCHDOWNS, SEASON, OPPONENT
1 2012
INTERCEPTIONS RETURNED FOR TOUCHDOWNS, GAME, OPPONENT
1 vs. Cincinnati, 1/5/13 (WC)
MOST INTERCEPTION RETURN YARDS, SEASON, OPPONENT
21 2012
MOST INTERCEPTION RETURN YARDS, GAME, OPPONENT
21 vs. Cincinnati, 1/5/13 (WC)
1 at Baltimore, 1/15/12 (Div)

TOTAL TURNOVERS

MOST GIVEAWAYS, SEASON
4 2011 (3 interceptions, 1 fumble)
FEWEST GIVEAWAYS, SEASON
1 2012 (1 interception)
MOST GIVEAWAYS, GAME
4 at Baltimore, 1/15/12 (Div) (3 interceptions, 1 fumble)
1 vs. Cincinnati, 1/5/13 (WC) (1 interception)
FEWEST GIVEAWAYS, GAME
0 vs. Cincinnati, 1/7/12 (WC)
1 vs. Cincinnati, 1/5/13 (WC) (1 interception)
MOST TAKEAWAYS, SEASON
3 2011 (3 interceptions)
FEWEST TAKEAWAYS, SEASON
1 2012 (1 interception)
MOST TAKEAWAYS, GAME
3 vs. Cincinnati, 1/7/12 (WC) (3 interceptions)
1 vs. Cincinnati, 1/5/13 (WC) (1 interception)
FEWEST TAKEAWAYS, GAME
0 at Baltimore, 1/15/12 (Div)
1 vs. Cincinnati, 1/5/13 (WC) (1 interception)

SACKS

MOST SACKS, SEASON
9 2011
MOST SACKS, GAME
5 at Baltimore, 1/15/12 (Div)
4 vs. Cincinnati, 1/7/12 (WC)
FEWEST SACKS, SEASON
2 2012
FEWEST SACKS, GAME
2 vs. Cincinnati, 1/5/13 (WC)
4 vs. Cincinnati, 1/7/12 (WC)
MOST SACKS, SEASON, OPPONENT
2 2011
MOST SACKS, GAME, OPPONENT
2 vs. Cincinnati, 1/7/12 (WC)
FEWEST SACKS, SEASON, OPPONENT
0 2012
FEWEST SACKS, GAME
0 vs. Cincinnati, 1/5/13 (WC)
0 at Baltimore, 1/15/12 (Div)

SAFETIES

SEASON
None
SEASON, OPPONENTS
None
GAME
None
GAME, OPPONENT
None

PENALTIES

MOST PENALTIES, SEASON
8 2011

MOST PENALTIES, GAME
7 vs. Cincinnati, 1/5/13 (WC)
5 vs. Cincinnati, 1/7/12 (WC)

FEWEST PENALTIES, SEASON
7 2012

FEWEST PENALTIES, GAME
3 at Baltimore, 1/15/12 (Div)
5 vs. Cincinnati, 1/7/12 (WC)

MOST YARDS PENALIZED, SEASON
107 2011

MOST YARDS PENALIZED, GAME
87 vs. Cincinnati, 1/7/12 (WC)
55 vs. Cincinnati, 1/5/13 (WC)

FEWEST YARDS PENALIZED, SEASON
55 2012

FEWEST YARDS PENALIZED, GAME
20 at Baltimore, 1/15/12 (Div)
55 vs. Cincinnati, 1/5/13 (WC)

MOST PENALTIES, SEASON, OPPONENT
5 2012

MOST PENALTIES, GAME, OPPONENT
5 vs. Cincinnati, 1/5/13 (WC)
3 vs. Cincinnati, 1/7/12 (WC)

FEWEST PENALTIES, SEASON, OPPONENT
3 2011

FEWEST PENALTIES, GAME, OPPONENT
3 vs. Cincinnati, 1/7/12 (WC)
0 at Baltimore, 1/15/12 (Div)

MOST YARDS PENALIZED, SEASON, OPPONENT
51 2012

MOST YARDS PENALIZED, GAME, OPPONENT
51 vs. Cincinnati, 1/5/13 (WC)
25 vs. Cincinnati, 1/7/12 (WC)

FEWEST YARDS PENALIZED, SEASON, OPPONENT
25 2011

FEWEST YARDS PENALIZED, GAME, OPPONENT
0 at Baltimore, 1/15/12 (Div)
25 vs. Cincinnati, 1/7/12 (WC)

MOST PENALTIES, SEASON, BOTH TEAMS
12 2012

MOST PENALTIES, GAME, BOTH TEAMS
12 Texans 7 vs. Cincinnati 5, 1/5/13 (WC)
8 Texans 5 vs. Cincinnati 3, 1/7/12 (WC)

FEWEST PENALTIES, SEASON, BOTH TEAMS
11 2011

FEWEST PENALTIES, GAME, BOTH TEAMS
3 Texans 3 at Baltimore 0, 1/15/12 (Div)
8 Texans 5 vs. Cincinnati 3, 1/7/12 (WC)

MOST YARDS PENALIZED, SEASON, BOTH TEAMS
132 2011

MOST YARDS PENALIZED, GAME, BOTH TEAMS
112 Texans 87 vs. Cincinnati 25, 1/7/12 (WC)
106 Texans 55 vs. Cincinnati 51, 1/5/13 (WC)

FEWEST YARDS PENALIZED, SEASON, BOTH TEAMS
106 2012

FEWEST YARDS PENALIZED, GAME, BOTH TEAMS
20 Texans 20 at Baltimore 0, 1/15/12 (Div)
106 Texans 55 vs. Cincinnati 51, 1/5/13 (WC)

AFC WILD CARD: Houston 31, Cincinnati 10

71,725 • Reliant Stadium • Houston, Texas • Jan. 7, 2012

GAME SUMMARY

In the first playoff game in franchise history and first playoff game in the city of Houston since 1994, the Texans defeated the Cincinnati Bengals 31-10 in front of a record crowd of 71,725 at Reliant Stadium.

The Texans' defense had four sacks, three interceptions and one touchdown – a 29-yard interception return by rookie DE J.J. Watt – against Bengals rookie QB Andy Dalton. Texans RB Arian Foster ran for 153 yards and two touchdowns on 24 carries, and WR Andre Johnson had a 40-yard touchdown catch in his long-awaited playoff debut.

After falling behind 7-0 midway through the first quarter, the Texans went on a 31-3 run the rest of the way. They outrushed the Bengals 188-76 and won the turnover battle 3-0.

The Bengals scored first with a 1-yard touchdown run by Cedric Benson with 7:34 left in the first quarter. It was set up by a 52-yard pass interference penalty on Texans S Glover Quin on a deep pass from Dalton intended for rookie WR A.J. Green.

The Texans responded with a six-play, 80-yard drive to tie the game. Foster scored on an 8-yard touchdown run on first-and-goal.

The Bengals and Texans traded field goals in the second quarter. Texans K Neil Rackers' 39-yarder made it 10-10 with 1:48 left in the first half. Three plays later, Watt made the play of the game. He jumped behind the line of scrimmage and snared Dalton's pass, then tucked the ball away and ran 29 yards to the end zone.

The second half was scoreless until late in the third quarter, when rookie QB T.J. Yates hit Johnson for a 40-yard touchdown down the left sideline.

On the next drive, the Bengals went for it on fourth-and-three from the Houston 47. Dalton was pressured by Watt, Reed and Connor Barwin into throwing a desperation pass that was picked off by former Bengals CB Johnathan Joseph at the 25-yard line.

Texans FS Danieal Manning made a spectacular interception near midfield on the Bengals' next drive. On a pass intended for Green at the right sideline, Manning caught the ball at the peak of his jump and just barely came down with both feet inbounds.

Three plays later, Foster ran for a 42-yard touchdown on third-and-seven. He burst around the edge on an outside zone run to the right, then tossed aside Crocker at the 20-yard line as he tiptoed down the sideline on his way to the end zone.

SCORING

SCORE BY PERIODS	1	2	3	4	OT	Total
Cincinnati Bengals	7	3	0	0	-	10
Houston Texans	7	10	7	7	-	31

SCORING DRIVES

Team	Qtr	Time	Play Description (Extra Point) (Drive info)	CIN	HOU
Bengals	1	7:34	C.Benson 1 yd. run (M.Nugent kick) (5-74, 2:23)	7	0
Texans	1	4:57	A.Foster 8 yd. run (N.Rackers kick) (6-80, 2:37)	7	7
Bengals	2	7:09	M.Nugent 37 yd. Field Goal (8-61, 4:15)	10	7
Texans	2	1:48	N.Rackers 39 yd. Field Goal (13-59, 5:21)	10	10
Texans	2	0:52	J.Watt 29 yd. interception return (N.Rackers kick)	10	17
Texans	3	1:08	A.Johnson 40 yd. pass from T.Yates (N.Rackers kick) (9-83, 4:37)	10	24
Texans	4	5:15	A.Foster 42 yd. run (N.Rackers kick) (3-45, 1:46)	10	31

TEAM STATISTICS

	BENGALS	TEXANS
TOTAL FIRST DOWNS	21	19
THIRD DOWN EFFICIENCY	6-13-46%	6-12-50%
FOURTH DOWN EFFICIENCY	0-2-0%	0-0-0%
TOTAL NET YARDS	300	340
NET YARDS RUSHING	76	188
NET YARDS PASSING	224	152
PASS ATTEMPTS-COMPLETIONS-HAD INTERCEPTED	42-27-3	20-11-0
KICKOFFS Number-In End Zone-Touchbacks	3-3-3	6-6-5
PUNTS Number and Average	3-48.3	5-50.2
FGs - PATs Had Blocked	0-0	0-0
Net Punting Average	44.3	42.2
TOTAL RETURN YARDAGE (Not Including Kickoffs)	20	40
PENALTIES Number and Yards	3-25	5-87
FUMBLES Number and Lost	1-0	0-0
TOUCHDOWNS	1	4
EXTRA POINTS Made-Attempts	1-1	4-4
FIELD GOALS	1-2	1-1
RED ZONE EFFICIENCY	1-3-33%	1-1-100%
GOAL TO GO EFFICIENCY	1-1-100%	1-1-100%
SAFETIES	0	0
TIME OF POSSESSION	30:17	29:43

INDIVIDUAL STATISTICS

RUSHING (Att-Yds): Cincinnati, B. Leonard 3-34, A. Dalton 3-17, C. Benson 7-14, B. Scott 6-11. Houston, A. Foster 24-153, B. Tate 9-37, J. Casey 1-0, T. Yates 1-(-2).
PASSING (C-A-Y-I): Cincinnati, A. Dalton 27-42-257-3. Houston, T. Yates 11-20-159-0 .
RECEIVING (Rec-Yds): Cincinnati, B. Leonard 6-36, A. Green 5-47, J. Gresham 5-46, J. Simpson 3-33, B. Scott 3-29, R. Whalen 2-24, D. Lee 1-36, A. Hawkins 1-8, C. Benson 1-(-2). Houston, A. Johnson 5-90, A. Foster 3-29, O. Daniels 2-29, K. Walter 1-11.
SACKS (Sk-Yds): Cincinnati, R. Nelson 1.0-7, G. Atkins 1.0-0. Houston, E. Mitchell 1.0-9, B. Reed 1.0-9, A. Smith 1.0-8, J. Watt 1.0-7.
INTERCEPTIONS (Int-Yds): Cincinnati, none. Houston, J. Watt 1-29, D. Manning 1-0, J. Joseph 1-(-1).
TACKLES (S-A-T): T. Howard 6-0-6; R. Nelson 5-1-6; J. Fanene 5-1-6; M. Lawson 4-1-5; D. Peko 4-0-4; A. Jones 4-0-4; G. Atkins 3-1-4; N. Clements 3-0-3; R. Geathers 2-1-3; R. Maualuga 1-2-3; C. Crocker 2-0-2; K. Jennings 2-0-2; F. Rucker 1-1-2; D. Skuta 1-0-1; C. Dunlap 1-0-1. Houston, B. Cushing 5-3-8; D. Manning 5-2-7; J. Joseph 6-0-6; A. Smith 5-0-5; G. Quin 4-1-5; B. Reed 3-2-5; J. Allen 3-2-5; E. Mitchell 3-1-4; K. Jackson 3-1-4; D. Ryans 2-2-4; C. Barwin 3-0-3; S. Cody 1-2-3; J. Watt 2-0-2; T. Jamison 1-1-2; T. Dobbins 1-0-1; Q. Demps 1-0-1.
MISSED FIELD GOALS: Cincinnati, M. Nugent 50WR.

AFC DIVISIONAL: Baltimore 20, Houston 13

71,547 • M&T Bank Stadium • Baltimore, Md. • Jan. 15, 2012

GAME SUMMARY

Houston gave up 17 points off four turnovers in a 20-13 loss to the Baltimore Ravens, ending Houston's playoff run in the Divisional Round at M&T Bank Stadium.

The Texans controlled the line of scrimmage on both sides of the ball, limiting Ray Rice, the NFL's second-leading rusher, to 60 yards on 21 carries (2.9 average). Arian Foster ran 27 times for 132 yards, the highest rushing total ever allowed by the Ravens in a postseason game.

The Texans sacked Ravens QB Joe Flacco five times, with 2.5 sacks apiece for rookies J.J. Watt and Brooks Reed. They allowed only three points in the final 46 minutes of the game and 227 yards overall. The Ravens were 4-of-16 (25 percent) on third down. Baltimore recovered all three of its fumbles.

After taking a 3-0 lead on the game's opening drive, keyed by a 60-yard kickoff return by FS Danieal Manning, Houston forced the Ravens into a three-and-out on their first possession. Texans WR Jacoby Jones tried to field a 64-yard punt on a bounce at his own 13-yard line. The ball bounced off Jones' facemask, and the Ravens recovered at the 2. They scored three plays later on a 1-yard pass from Flacco to TE Kris Wilson.

The Texans' other three turnovers came on interceptions by rookie QB T.J. Yates, who had thrown only three interceptions all season in his previous seven games.

Late in the first quarter, CB Lardarius Webb picked off Yates' attempt to WR Andre Johnson at the Houston 35-yard line, setting up a 10-yard touchdown pass from Flacco to WR Anquan Boldin for a 17-3 lead with 1:08 remaining in the quarter.

The Texans trimmed the deficit to 17-13 before intermission on K Neil Rackers' 33-yard field goal and a 1-yard touchdown run by Foster to cap an 86-yard drive.

Both teams squandered opportunities in a scoreless third quarter. Rackers missed a 50-yard field goal that would have made it a 1-point game. The Ravens then drove to the Texans' 1-yard line before ILB Tim Dobbins stuffed Rice for no gain on fourth-and-goal.

Yates was picked off by Webb a second time with 7:21 remaining at the Baltimore 29-yard line. That led to a 44-yard field goal by Ravens K Billy Cundiff with 2:52 remaining, the only score of the second half.

Yates moved the Texans to the Baltimore 38 at the two-minute warning. But he went deep for Johnson down the right sideline on the next play and was picked off by S Ed Reed. The Texans got the ball on their own 48-yard line with no timeouts, 45 seconds remaining and a chance to tie the game. After a 9-yard pass to TE Owen Daniels, Yates threw two incompletions to set up fourth-and-1 from the Baltimore 43 with 24 seconds left. His Hail Mary heave to the end zone deflected off WR Kevin Walter and fell incomplete.

SCORING

SCORE BY PERIODS	1	2	3	4	OT	Total
Houston Texans	3	10	0	0	-	13
Baltimore Ravens	17	0	0	3	-	20

SCORING DRIVES

Team	Qtr	Time	Play Description (Extra Point) (Drive info)	HOU	BAL
Texans	1	12:24	N.Rackers 40 yd. Field Goal (5-20, 2:36)	3	0
Ravens	1	9:51	K.Wilson 1 yd. pass from J.Flacco (B.Cundiff kick) (3-2, 1:21)	3	7
Ravens	1	6:02	B.Cundiff 48 yd. Field Goal (6-30, 2:47)	3	10
Ravens	1	1:08	A.Boldin 10 yd. pass from J.Flacco (B.Cundiff kick) (5-34, 2:05)	3	17
Texans	2	11:42	N.Rackers 33 yd. Field Goal (11-59, 4:26)	6	17
Texans	2	4:48	A.Foster 1 yd. run (N.Rackers kick) (12-86, 5:49)	13	17
Ravens	4	2:52	B.Cundiff 44 yd. Field Goal (10-45, 4:29)	13	20

TEAM STATISTICS

	TEXANS	RAVENS
TOTAL FIRST DOWNS	16	11
THIRD DOWN EFFICIENCY	5-15-33%	4-16-25%
FOURTH DOWN EFFICIENCY	0-1-0%	0-1-0%
TOTAL NET YARDS	315	227
NET YARDS RUSHING	131	87
NET YARDS PASSING	184	140
PASS ATTEMPTS-COMPLETIONS-HAD INTERCEPTED	35-17-3	27-14-0
KICKOFFS Number-In End Zone-Touchbacks	4-4-3	5-4-1
PUNTS Number and Average	5-40.0	9-49.3
FGs - PATs Had Blocked	0-0	0-0
Net Punting Average	40.0	44.4
TOTAL RETURN YARDAGE (Not Including Kickoffs)	4	1
PENALTIES Number and Yards	3-20	0-0
FUMBLES Number and Lost	3-1	3-0
TOUCHDOWNS	1	2
EXTRA POINTS Made-Attempts Kicking Made-Attempts	1-1	2-2
FIELD GOALS Made-Attempts	2-3	2-2
RED ZONE EFFICIENCY	1-2-50%	2-3-67%
GOAL TO GO EFFICIENCY	1-1-100%	1-2-50%
SAFETIES	0	0
TIME OF POSSESSION	28:40	31:20

INDIVIDUAL STATISTICS

RUSHING (Att-Yds): Houston, A. Foster 27-132, T. Yates 1-(-1). Baltimore, R. Rice 21-60, R. Williams 6-27, V. Leach 2-1, J. Flacco 2-(-1).
PASSING (C-A-Y-I): Houston, T. Yates 17-35-184-3. Baltimore, J. Flacco 14-27-176-0.
RECEIVING (Rec-Yds): Houston, A. Johnson 8-111, A. Foster 5-22, O. Daniels 2-26, K. Walter 2-25. Baltimore, A. Boldin 4-73, R. Rice 4-20, D. Pitta 2-29, L. Evans 1-30, E. Dickson 1-14, T. Smith 1-9, K. Wilson 1-1.
SACKS (Sk-Yds): Houston, J. Watt 2.5-22, B. Reed 2.5-14. Baltimore, none.
INTERCEPTIONS (Int-Yds): Houston, none. Baltimore, L. Webb 2-1, E. Reed 1-0.
TACKLES (S-A-T): Houston, J. Watt 9-3-12; B. Cushing 5-6-11; D. Manning 8-1-9; B. Reed 6-2-8; D. Ryans 2-5-7; K. Jackson 4-0-4; S. Cody 1-3-4; A. Smith 2-1-3; G. Quin 2-1-3; C. Barwin 2-0-2; J. Joseph 2-0-2; Q. Demps 2-0-2; T. Dobbins 1-0-1; E. Mitchell 0-1-1. Baltimore, R. Lewis 7-18; E. Reed 6-0-6; T. Suggs 5-1-6; B. Pollard 3-2-5; L. Webb 4-0-4; C. Redding 3-0-3; Ca. Williams 3-0-3; J. Johnson 3-0-3; H. Ngata 2-1-3; T. Cody 2-1-3; D. Ellerbe 2-1-3; B. McKinney 1-2-3; J. McClain 2-0-2; J. Smith 1-1-2.
MISSED FIELD GOALS: Houston, N. Rackers 50SH.

2011 POSTSEASON STATISTICS

WON 1, LOST 1

Date	W/L	Score	Opponent	Attendance
1/7/12	W	31-10	Cincinnati	71,725
1/15/12	L	13-20	at Baltimore	71,547

TEAM STATISTICS	TEXANS	Opponents
Total First Downs	35	32
Rushing	14	10
Passing	20	20
Penalty	1	2
3rd Down: Made/Att	11/27	10/29
3rd Down Pct.	40.7%	34.5%
4th Down: Made/Att	0/1	0/3
4th Down Pct.	0.0%	0.0%
Possession Avg.	29:12	30:49
Total Net Yards	655	527
Avg. Per Game	327.5	263.5
Total Plays	120	128
Avg. Per Play	5.5	4.1
Net Yards Rushing	319	163
Avg. Per Game	159.5	81.5
Total Rushes	63	50
Net Yards Passing	336	364
Avg. Per Game	168.0	182.0
Sacked/Yards Lost	2/7	9/69
Gross Yards	343	433
Attempts/Completions	55/28	69/41
Completion Pct.	50.9%	59.4%
Had Intercepted	3	3
Punts/Average	10/45.1	12/49.1
Net Punting Avg.	41.1	44.4
Penalties/Yards	8/107	3/25
Fumbles/Ball Lost	3/1	4/0
Touchdowns	5	3
Rushing	3	1
Passing	1	2
Returns	1	0

SCORE BY PERIODS	1	2	3	4	OT	Total
TEXANS	10	20	7	7	0	44
Opponents	24	3	0	3	0	30

SCORING	TD	Ru	Pa	Rt	PAT	FG	SAF	TP
A.Foster	3	3	0	0	0/0	0/0	0	18
N.Rackers	0	0	0	0	5/5	3/4	0	14
A.Johnson	1	0	1	0	0/0	0/0	0	6
J.Watt	1	0	0	1	0/0	0/0	0	6
TEXANS	5	3	1	1	5/5	3/4	0	44
Opponents	3	1	2	0	3/3	3/4	0	30

2-Pt. Conversions: TEXANS 0/0, Opponents: 0/0
SACKS: J. Watt 3.5, B. Reed 3.5, E. Mitchell 1.0, A. Smith 1.0. TEXANS: 9.0, Opponents: 2.0.
FUMBLES/LOST: J. Jones 2/1, A. Foster 1/0. TEXANS: 3/1, Opponents: 4/0.
FUMBLE RECOVERIES: None. Total: 0

RUSHING	No.	Yds	Avg	Long	TD
A.Foster	51	285	5.6	42t	3
B.Tate	9	37	4.1	9	0
J.Casey	1	0	0.0	0	0
T.Yates	2	-3	-1.5	-1	0
TEXANS	63	319	5.1	42t	3
Opponents	50	163	3.3	19	1

RECEIVING	No.	Yds	Avg	Long	TD
A.Johnson	13	201	15.5	40t	1
A.Foster	8	51	6.4	16	0
O.Daniels	4	55	13.8	21	0
K.Walter	3	36	12.0	19	0
J.Dreessen	0	0	0	0	0
J.Casey	0	0	0	0	0
B.Tate	0	0	0	0	0
TEXANS	28	343	12.3	40t	1
Opponents	41	433	10.6	36	2

INTERCEPTIONS	No.	Yds	Avg	Long	TD
J.Watt	1	29	29.0	29t	1
D.Manning	1	0	0.0	0	0
J.Joseph	1	-1	-1.0	-1	0
TEXANS	3	28	9.3	29t	1
Opponents	3	1	0.3	1	0

PUNTING	No.	Yds	Avg	Net	TB	In	Lg	B
M.Turk	10	451	45.1	41.1	1	2	56	0
TEXANS	10	451	45.1	41.1	1	2	56	0
Opponents	12	589	49.1	44.4	2	2	64	0

PUNT RETURNS	Ret	FC	Yds	Avg	Long	TD
J.Jones	9	0	16	1.8	9	0
TEXANS	9	0	16	1.8	9	0
Opponents	3	5	20	6.7	8	0

KICKOFF RETURNS	No	Yds	Avg	Long	TD
D.Manning	4	133	33.3	60	0
TEXANS	4	133	33.3	60	0
Opponents	2	47	23.5	25	0

FIELD GOALS	1-19	20-29	30-39	40-49	50+
N.Rackers	0/0	0/0	2/2	1/1	0/1
TEXANS	0/0	0/0	2/2	1/1	0/1
Opponents	0/0	0/0	1/1	2/2	0/1

N.Rackers: (39G) (40G, 33G, 50SH)
Opponents: (50WR, 37G) (48G, 44G)

PASSING	Att	Comp	Yds	Cmp%	Yds/Att	TD	TD%	Int	Int%	Long	Sack/Lost	Rating
T.Yates	55	28	343	50.9%	6.2	1	1.8%	3	5.5%	40t	2/7	53.8
TEXANS	55	28	343	50.9%	6.2	1	1.8%	3	5.5%	40t	2/7	53.8
Opponents	69	41	433	59.4%	6.3	2	2.9%	3	4.3%	36	9/69	69.3

DEFENSIVE STATISTICS

TACKLES	Solo	Asst	Total	Sack-Yards	Tackles For Loss	QB Hits	INT-Yards	Pass Def.	Forced Fumbles	Fumble Recovery
Brian Cushing	10	9	19	0.0-0.0	1	0	0-0	1	0	0
Danieal Manning	13	3	16	0.0-0.0	0	0	1-0	2	0	0
J.J. Watt	11	3	14	3.5-29.0	4	4	1-29	1	0	0
Brooks Reed	9	4	13	3.5-23.0	2	3	0-0	0	1	0
DeMeco Ryans	4	7	11	0.0-0.0	1	0	0-0	0	0	0
Kareem Jackson	7	1	8	0.0-0.0	0	0	0-0	1	0	0
Johnathan Joseph	8	0	8	0.0-0.0	1	0	1--1	5	0	0
Antonio Smith	7	1	8	1.0-8.0	3	1	0-0	0	0	0
Glover Quin	6	2	8	0.0-0.0	0	0	0-0	0	0	0
Shaun Cody	2	5	7	0.0-0.0	0	0	0-0	0	0	0
Jason Allen	3	2	5	0.0-0.0	0	0	0-0	2	0	0
Earl Mitchell	3	2	5	1.0-9.0	1	1	0-0	1	0	0
Connor Barwin	5	0	5	0.0-0.0	0	2	0-0	0	0	0
Quintin Demps	3	0	3	0.0-0.0	1	0	0-0	0	0	0
Tim Jamison	1	1	2	0.0-0.0	0	0	0-0	1	0	0
Tim Dobbins	2	0	2	0.0-0.0	0	0	0-0	0	0	0
Brice McCain	0	0	0	0.0-0.0	0	0	0-0	2	0	0
J. Nading	0	0	0	0.0-0.0	0	0	0-0	0	1	0
TEXANS	94	40	134	9.0-69	14	11	3-28	16	2	0
Opponent	88	18	106	2.0-7	4	5	3-1	14	2	0